

| Team Statistics   |          |           |                | Through Games Of March 10, 2018 |             |               |      |      |       |           |
|-------------------|----------|-----------|----------------|---------------------------------|-------------|---------------|------|------|-------|-----------|
| Average RPI Win:  | 269      | WON-LOST  | WINNING        | LAST 10                         | STRENGTH OF | OPP. STRENGTH | TEAM | ADJ. | CONF. | ADJ CONF. |
| Average RPI Loss: | 211      | RECORD    | PCT. RANK      | GAMES                           | SCHEDULE    | OF SCHEDULE   | RPI  | RPI  | RPI   | RPI       |
| DIV. I ONLY       | 15- 13   | 152       | 6- 4           | 327                             | 312         | 246           | 246  | 27   | 27    |           |
| DIV. I NON-CONF.  | 3- 7     | 250       | 0- 0           | 301                             | 278         | 306           | 306  | 27   | 27    |           |
| TOTALS            | RPI 1-25 | RPI 26-50 | W-L RECORDS    | RPI 51-100                      | RPI 101-150 | RPI 150+      |      |      |       |           |
| 15- 13            | 0- 0     | 0- 0      | OVERALL        | 0- 0                            | 0- 4        | 15- 9         |      |      |       |           |
| 8- 6              | 0- 0     | 0- 0      | HOME           | 0- 0                            | 0- 2        | 8- 4          |      |      |       |           |
| 6- 7              | 0- 0     | 0- 0      | AWAY           | 0- 0                            | 0- 2        | 6- 5          |      |      |       |           |
| 1- 0              | 0- 0     | 0- 0      | NEUTRAL        | 0- 0                            | 0- 0        | 1- 0          |      |      |       |           |
| 3- 7              | 0- 0     | 0- 0      | NON-CONFERENCE | 0- 0                            | 0- 2        | 3- 5          |      |      |       |           |
| 1- 4              | 0- 0     | 0- 0      | HOME           | 0- 0                            | 0- 1        | 1- 3          |      |      |       |           |
| 1- 3              | 0- 0     | 0- 0      | AWAY           | 0- 0                            | 0- 1        | 1- 2          |      |      |       |           |
| 1- 0              | 0- 0     | 0- 0      | NEUTRAL        | 0- 0                            | 0- 0        | 1- 0          |      |      |       |           |
| 12- 6             | 0- 0     | 0- 0      | CONFERENCE     | 0- 0                            | 0- 2        | 12- 4         |      |      |       |           |
| 7- 2              | 0- 0     | 0- 0      | HOME           | 0- 0                            | 0- 1        | 7- 1          |      |      |       |           |
| 5- 4              | 0- 0     | 0- 0      | AWAY           | 0- 0                            | 0- 1        | 5- 3          |      |      |       |           |
| 0- 0              | 0- 0     | 0- 0      | NEUTRAL        | 0- 0                            | 0- 0        | 0- 0          |      |      |       |           |

| RPI 1-25                  |   |                   |       | RPI 26-50 |   |                   |       | RPI 51-100 |   |          |       | RPI 101+ Team's RPI: 246 |   |                   |       |
|---------------------------|---|-------------------|-------|-----------|---|-------------------|-------|------------|---|----------|-------|--------------------------|---|-------------------|-------|
| RPI                       | S | Opponent          | Score | RPI       | S | Opponent          | Score | RPI        | S | Opponent | Score | RPI                      | S | Opponent          | Score |
|                           |   |                   |       |           |   |                   |       |            |   |          |       | 127                      | A | Stephen F. Austin | 55 64 |
|                           |   |                   |       |           |   |                   |       |            |   |          |       | 127                      | H | Stephen F. Austin | 62 74 |
|                           |   |                   |       |           |   |                   |       |            |   |          |       | 147                      | A | Cal Poly          | 48 63 |
|                           |   |                   |       |           |   |                   |       |            |   |          |       | 149                      | H | Texas-Arlington   | 28 42 |
|                           |   |                   |       |           |   |                   |       |            |   |          |       | 157                      | H | Tennessee St.     | 61 72 |
|                           |   |                   |       |           |   |                   |       |            |   |          |       | 186                      | H | Lamar             | 56 51 |
|                           |   |                   |       |           |   |                   |       |            |   |          |       | 190                      | H | Texas Southern    | 68 63 |
|                           |   |                   |       |           |   |                   |       |            |   |          |       | 205                      | A | Tex.-Pan American | 60 57 |
|                           |   |                   |       |           |   |                   |       |            |   |          |       | 210                      | A | Nicholls St.      | 75 59 |
|                           |   |                   |       |           |   |                   |       |            |   |          |       | 211                      | H | McNeese St.       | 76 65 |
|                           |   |                   |       |           |   |                   |       |            |   |          |       | 228                      | H | Northwestern St.  | 59 66 |
|                           |   |                   |       |           |   |                   |       |            |   |          |       | 232                      | A | UNLV              | 65 77 |
|                           |   |                   |       |           |   |                   |       |            |   |          |       | 236                      | H | Oakland           | 54 61 |
|                           |   |                   |       |           |   |                   |       |            |   |          |       | 249                      | A | Central Ark.      | 59 63 |
|                           |   |                   |       |           |   |                   |       |            |   |          |       | 256                      | A | Abilene Christian | 41 76 |
|                           |   |                   |       |           |   |                   |       |            |   |          |       | 256                      | H | Abilene Christian | 60 40 |
|                           |   |                   |       |           |   |                   |       |            |   |          |       | 266                      | A | Rice              | 54 59 |
|                           |   |                   |       |           |   |                   |       |            |   |          |       | 282                      | A | Houston Baptist   | 54 59 |
|                           |   |                   |       |           |   |                   |       |            |   |          |       | 282                      | H | Houston Baptist   | 73 48 |
|                           |   |                   |       |           |   |                   |       |            |   |          |       | 287                      | N | Kent St.          | 57 47 |
|                           |   |                   |       |           |   |                   |       |            |   |          |       | 288                      | H | Houston           | 66 68 |
| LAST 12 Division I GAMES: |   |                   |       |           |   |                   |       |            |   |          |       | 296                      | A | Sam Houston St.   | 63 50 |
| 256                       | H | Abilene Christian | 60 40 | 302       | H | New Orleans       | 66 52 |            |   |          |       | 296                      | H | Sam Houston St.   | 60 52 |
| 282                       | H | Houston Baptist   | 73 48 | 296       | A | Sam Houston St.   | 63 50 |            |   |          |       | 302                      | A | New Orleans       | 58 46 |
| 296                       | H | Sam Houston St.   | 60 52 | 282       | A | Houston Baptist   | 54 59 |            |   |          |       | 302                      | H | New Orleans       | 66 52 |
| 341                       | A | Incarnate Word    | 61 49 | 127       | A | Stephen F. Austin | 55 64 |            |   |          |       | 332                      | A | Southeastern La.  | 74 53 |
| 256                       | A | Abilene Christian | 41 76 | 341       | H | Incarnate Word    | 63 54 |            |   |          |       |                          |   |                   |       |
| 127                       | H | Stephen F. Austin | 62 74 | 302       | A | New Orleans       | 58 46 |            |   |          |       |                          |   |                   |       |

Non-Div I Games:      Huston-Tillotson    99    33

A&amp;M-Corpus Christi

■ Loss, ■ Non-Conf, S Site, H Home A Away N Neutral

A  
&  
M  
-  
C  
o  
r  
p  
u  
s  
C  
h  
r  
i  
s  
t  
i

RPI S Opponent A&M-Corpus Christi  
Score

Through Games Of March 10, 2015

| RPI | S | Opponent       | Score |    |
|-----|---|----------------|-------|----|
| 341 | A | Incarnate Word | 61    | 49 |
| 341 | H | Incarnate Word | 63    | 54 |

A  
&  
M  
-  
C  
o  
r  
p  
u  
s  
C  
h  
r  
i  
s  
t  
i

A&M-Corpus Christi  
i  
s  
t  
i
















































































|                   |          |           |                |            |             |               |      |      |       |           |
|-------------------|----------|-----------|----------------|------------|-------------|---------------|------|------|-------|-----------|
| Average RPI Win:  | 286      | WON-LOST  | WINNING        | LAST 10    | STRENGTH OF | OPP. STRENGTH | TEAM | ADJ. | CONF. | ADJ CONF. |
| Average RPI Loss: | 200      | RECORD    | PCT. RANK      | GAMES      | SCHEDULE    | OF SCHEDULE   | RPI  | RPI  | RPI   | RPI       |
| DIV. I ONLY       | 13- 12   | 164       | 6- 4           | 346        | 293         | 256           | 256  | 27   | 27    |           |
| DIV. I NON-CONF.  | 4- 3     | 136       | 0- 0           | 306        | 239         | 169           | 169  | 27   | 27    |           |
| TOTALS            | RPI 1-25 | RPI 26-50 | W-L RECORDS    | RPI 51-100 | RPI 101-150 | RPI 150+      |      |      |       |           |
| 13- 12            | 0- 0     | 0- 0      | OVERALL        | 0- 1       | 1- 2        | 12- 9         |      |      |       |           |
| 6- 5              | 0- 0     | 0- 0      | HOME           | 0- 0       | 1- 1        | 5- 4          |      |      |       |           |
| 6- 7              | 0- 0     | 0- 0      | AWAY           | 0- 1       | 0- 1        | 6- 5          |      |      |       |           |
| 1- 0              | 0- 0     | 0- 0      | NEUTRAL        | 0- 0       | 0- 0        | 1- 0          |      |      |       |           |
| 4- 3              | 0- 0     | 0- 0      | NON-CONFERENCE | 0- 1       | 1- 1        | 3- 1          |      |      |       |           |
| 2- 0              | 0- 0     | 0- 0      | HOME           | 0- 0       | 1- 0        | 1- 0          |      |      |       |           |
| 1- 3              | 0- 0     | 0- 0      | AWAY           | 0- 1       | 0- 1        | 1- 1          |      |      |       |           |
| 1- 0              | 0- 0     | 0- 0      | NEUTRAL        | 0- 0       | 0- 0        | 1- 0          |      |      |       |           |
| 9- 9              | 0- 0     | 0- 0      | CONFERENCE     | 0- 0       | 0- 1        | 9- 8          |      |      |       |           |
| 4- 5              | 0- 0     | 0- 0      | HOME           | 0- 0       | 0- 1        | 4- 4          |      |      |       |           |
| 5- 4              | 0- 0     | 0- 0      | AWAY           | 0- 0       | 0- 0        | 5- 4          |      |      |       |           |
| 0- 0              | 0- 0     | 0- 0      | NEUTRAL        | 0- 0       | 0- 0        | 0- 0          |      |      |       |           |

| RPI 1-25                  |   |          | RPI 26-50 |     |   | RPI 51-100         |       |     | RPI 101+ Team's RPI: 256 |            |                            |
|---------------------------|---|----------|-----------|-----|---|--------------------|-------|-----|--------------------------|------------|----------------------------|
| RPI                       | S | Opponent | Score     | RPI | S | Opponent           | Score | RPI | S                        | Opponent   | Score                      |
|                           |   |          |           |     |   |                    |       | 62  | A                        | Kansas St. | 53 68                      |
|                           |   |          |           |     |   |                    |       |     |                          | 127        | H Stephen F. Austin 69 71  |
|                           |   |          |           |     |   |                    |       |     |                          | 134        | H Eastern Wash. 79 72      |
|                           |   |          |           |     |   |                    |       |     |                          | 137        | A Texas Tech 44 61         |
|                           |   |          |           |     |   |                    |       |     |                          | 173        | A UTSA 57 70               |
|                           |   |          |           |     |   |                    |       |     |                          | 186        | A Lamar 72 76              |
|                           |   |          |           |     |   |                    |       |     |                          | 186        | H Lamar 58 73              |
|                           |   |          |           |     |   |                    |       |     |                          | 210        | H Nicholls St. 39 63       |
|                           |   |          |           |     |   |                    |       |     |                          | 211        | A McNeese St. 75 59        |
|                           |   |          |           |     |   |                    |       |     |                          | 228        | A Northwestern St. 56 61   |
|                           |   |          |           |     |   |                    |       |     |                          | 235        | N George Mason 88 86       |
|                           |   |          |           |     |   |                    |       |     |                          | 246        | A A&M-Corpus Christi 40 60 |
|                           |   |          |           |     |   |                    |       |     |                          | 246        | H A&M-Corpus Christi 76 41 |
|                           |   |          |           |     |   |                    |       |     |                          | 249        | H Central Ark. 60 66       |
|                           |   |          |           |     |   |                    |       |     |                          | 282        | A Houston Baptist 53 50    |
|                           |   |          |           |     |   |                    |       |     |                          | 282        | H Houston Baptist 68 53    |
|                           |   |          |           |     |   |                    |       |     |                          | 296        | A Sam Houston St. 63 48    |
|                           |   |          |           |     |   |                    |       |     |                          | 296        | H Sam Houston St. 58 63    |
|                           |   |          |           |     |   |                    |       |     |                          | 302        | A New Orleans 50 71        |
|                           |   |          |           |     |   |                    |       |     |                          | 332        | A Southeastern La. 83 65   |
|                           |   |          |           |     |   |                    |       |     |                          | 332        | H Southeastern La. 75 74   |
|                           |   |          |           |     |   |                    |       |     |                          | 341        | A Incarnate Word 72 62     |
|                           |   |          |           |     |   |                    |       |     |                          | 341        | H Incarnate Word 78 54     |
|                           |   |          |           |     |   |                    |       |     |                          | 342        | A UMKC 80 55               |
|                           |   |          |           |     |   |                    |       |     |                          | 344        | H Air Force 80 44          |
| LAST 12 Division I GAMES: |   |          |           |     |   |                    |       |     |                          |            |                            |
|                           |   |          |           | 246 | A | A&M-Corpus Christi | 40 60 |     |                          | 296        | A Sam Houston St. 63 48    |
|                           |   |          |           | 341 | A | Incarnate Word     | 72 62 |     |                          | 332        | H Southeastern La. 75 74   |
|                           |   |          |           | 302 | A | New Orleans        | 50 71 |     |                          | 186        | H Lamar 58 73              |
|                           |   |          |           | 282 | H | Houston Baptist    | 68 53 |     |                          | 186        | A Lamar 72 76              |
|                           |   |          |           | 332 | A | Southeastern La.   | 83 65 |     |                          | 282        | A Houston Baptist 53 50    |
|                           |   |          |           | 246 | H | A&M-Corpus Christi | 76 41 |     |                          | 341        | H Incarnate Word 78 54     |

Non-Div I Games: Howard Payne 102 60 Angelo St. 70 55 Wayland Baptist 91 64 Southwestern Christ100 52  
Abilene Christian



Loss, Non-Conf, S Site, H Home A Away N Neutral

|                   |          |           |                |            |             |               |      |      |       |           |
|-------------------|----------|-----------|----------------|------------|-------------|---------------|------|------|-------|-----------|
| Average RPI Win:  | 260      | WON-LOST  | WINNING        | LAST 10    | STRENGTH OF | OPP. STRENGTH | TEAM | ADJ. | CONF. | ADJ CONF. |
| Average RPI Loss: | 196      | RECORD    | PCT. RANK      | GAMES      | SCHEDULE    | OF SCHEDULE   | RPI  | RPI  | RPI   | RPI       |
| DIV. I ONLY       | 2- 28    | 348       | 0- 10          | 262        | 277         | 344           | 344  | 22   | 22    |           |
| DIV. I NON-CONF.  | 1- 10    | 329       | 0- 0           | 241        | 348         | 341           | 341  | 19   | 19    |           |
| TOTALS            | RPI 1-25 | RPI 26-50 | W-L RECORDS    | RPI 51-100 | RPI 101-150 | RPI 150+      |      |      |       |           |
| 2- 28             | 0- 0     | 0- 1      | OVERALL        | 0- 5       | 0- 4        | 2- 18         |      |      |       |           |
| 2- 11             | 0- 0     | 0- 1      | HOME           | 0- 2       | 0- 1        | 2- 7          |      |      |       |           |
| 0- 16             | 0- 0     | 0- 0      | AWAY           | 0- 3       | 0- 3        | 0- 10         |      |      |       |           |
| 0- 1              | 0- 0     | 0- 0      | NEUTRAL        | 0- 0       | 0- 0        | 0- 1          |      |      |       |           |
| 1- 10             | 0- 0     | 0- 0      | NON-CONFERENCE | 0- 1       | 0- 2        | 1- 7          |      |      |       |           |
| 1- 3              | 0- 0     | 0- 0      | HOME           | 0- 0       | 0- 0        | 1- 3          |      |      |       |           |
| 0- 7              | 0- 0     | 0- 0      | AWAY           | 0- 1       | 0- 2        | 0- 4          |      |      |       |           |
| 0- 0              | 0- 0     | 0- 0      | NEUTRAL        | 0- 0       | 0- 0        | 0- 0          |      |      |       |           |
| 1- 18             | 0- 0     | 0- 1      | CONFERENCE     | 0- 4       | 0- 2        | 1- 11         |      |      |       |           |
| 1- 8              | 0- 0     | 0- 1      | HOME           | 0- 2       | 0- 1        | 1- 4          |      |      |       |           |
| 0- 9              | 0- 0     | 0- 0      | AWAY           | 0- 2       | 0- 1        | 0- 6          |      |      |       |           |
| 0- 1              | 0- 0     | 0- 0      | NEUTRAL        | 0- 0       | 0- 0        | 0- 1          |      |      |       |           |

| RPI S                     | Opponent | Score | RPI S   | Opponent  | Score | RPI S  | Opponent  | Score | RPI S   | Opponent   | Score | Team's RPI: 344 |
|---------------------------|----------|-------|---|---|-------|--|---|-------|---|--|-------|-----------------|
|                           |          |       | 50  Fresno St.     | 41  61   |       | 80  Colorado St.    | 42  62   |       | 117  Bakersfield         | 56  96    |       |                 |
|                           |          |       |   |   |       | 80  Colorado St.    | 49  85   |       | 126  Boise St.           | 54  81    |       |                 |
|                           |          |       |   |   |       | 96  Army            | 35  79   |       | 126  Boise St.           | 69  88    |       |                 |
|                           |          |       |   |   |       | 100  New Mexico     | 46  69   |       | 138  Northern Colo.      | 35  76    |       |                 |
|                           |          |       |   |   |       | 100  New Mexico     | 47  70   |       | 176  SIUE                | 51  86    |       |                 |
|                           |          |       |   |   |       |  |   |       | 212  Wyoming             | 51  74    |       |                 |
|                           |          |       |   |   |       |  |   |       | 212 N Wyoming   | 48  70    |       |                 |
|                           |          |       |   |   |       |  |   |       | 224  Santa Clara         | 64  85    |       |                 |
|                           |          |       |   |   |       |  |   |       | 225  San Jose St.        | 64  91    |       |                 |
|                           |          |       |   |   |       |  |   |       | 225  San Jose St.        | 83 80  |       |                 |
|                           |          |       |   |   |       |  |   |       | 226  San Diego St.       | 47  70    |       |                 |
|                           |          |       |   |   |       |  |   |       | 226  San Diego St.       | 65  74    |       |                 |
|                           |          |       |   |   |       |  |   |       | 232  UNLV              | 61  82  |       |                 |
|                           |          |       |   |   |       |  |   |       | 232  UNLV              | 79  91  |       |                 |
|                           |          |       |   |   |       |  |   |       | 254  Southern Utah     | 57  73  |       |                 |
|                           |          |       |   |   |       |  |   |       | 256  Abilene Christian | 44  80  |       |                 |
|                           |          |       |   |   |       |  |   |       | 258  Weber St.         | 53  71  |       |                 |
|                           |          |       |   |   |       |  |   |       | 273  Utah St.          | 50  84  |       |                 |
|                           |          |       |   |   |       |  |   |       | 273  Utah St.          | 53  69  |       |                 |
|                           |          |       |   |   |       |  |   |       | 285  Nevada            | 42  74  |       |                 |
|                           |          |       |   |   |       |  |   |       | 285  Nevada            | 53  76  |       |                 |
|                           |          |       |   |   |       |  |   |       | 294  Omaha             | 65 57  |       |                 |
|                           |          |       |   |   |       |  |   |       | 309  Denver            | 66  107 |       |                 |
|                           |          |       |   |   |       |  |   |       | 326  Utah Valley       | 44  58  |       |                 |
| LAST 12 Division I GAMES: |          |       |   |   |       |  |   |       |   |  |       |                 |
|                           |          |       | 212 N Wyoming   | 48  70 |       | 126  Boise St.    | 69  88 |       |   |  |       |                 |
|                           |          |       | 50  Fresno St.   | 41  61 |       | 212  Wyoming      | 51  74 |       |   |  |       |                 |
|                           |          |       | 273  Utah St.    | 50  84 |       | 100  New Mexico   | 46  69 |       |   |  |       |                 |
|                           |          |       | 285  Nevada      | 42  74 |       | 232  UNLV         | 79  91 |       |   |  |       |                 |
|                           |          |       | 80  Colorado St. | 49  85 |       | 225  San Jose St. | 83 80   |       |   |  |       |                 |
|                           |          |       | 232  UNLV        | 61  82 |       | 126  Boise St.    | 54  81 |       |   |  |       |                 |

Non-Div I Games:

Air Force

 Loss, 
  Non-Conf, S Site, 
  Home 
  Away 
 N Neutral

|                   |          |           |                |            |             |               |      |      |       |           |
|-------------------|----------|-----------|----------------|------------|-------------|---------------|------|------|-------|-----------|
| Average RPI Win:  | 211      | WON-LOST  | WINNING        | LAST 10    | STRENGTH OF | OPP. STRENGTH | TEAM | ADJ. | CONF. | ADJ CONF. |
| Average RPI Loss: | 113      | RECORD    | PCT. RANK      | GAMES      | SCHEDULE    | OF SCHEDULE   | RPI  | RPI  | RPI   | RPI       |
| DIV. I ONLY       | 21- 7    | 35        | 7- 3           | 222        | 197         | 81            | 81   | 15   | 15    |           |
| DIV. I NON-CONF.  | 9- 1     | 21        | 0- 0           | 284        | 216         | 62            | 62   | 17   | 17    |           |
| TOTALS            | RPI 1-25 | RPI 26-50 | W-L RECORDS    | RPI 51-100 | RPI 101-150 | RPI 150+      |      |      |       |           |
| 21- 7             | 0- 0     | 0- 0      | OVERALL        | 1- 4       | 5- 2        | 15- 1         |      |      |       |           |
| 12- 2             | 0- 0     | 0- 0      | HOME           | 1- 1       | 4- 1        | 7- 0          |      |      |       |           |
| 7- 5              | 0- 0     | 0- 0      | AWAY           | 0- 3       | 1- 1        | 6- 1          |      |      |       |           |
| 2- 0              | 0- 0     | 0- 0      | NEUTRAL        | 0- 0       | 0- 0        | 2- 0          |      |      |       |           |
| 9- 1              | 0- 0     | 0- 0      | NON-CONFERENCE | 0- 1       | 1- 0        | 8- 0          |      |      |       |           |
| 5- 0              | 0- 0     | 0- 0      | HOME           | 0- 0       | 1- 0        | 4- 0          |      |      |       |           |
| 2- 1              | 0- 0     | 0- 0      | AWAY           | 0- 1       | 0- 0        | 2- 0          |      |      |       |           |
| 2- 0              | 0- 0     | 0- 0      | NEUTRAL        | 0- 0       | 0- 0        | 2- 0          |      |      |       |           |
| 12- 6             | 0- 0     | 0- 0      | CONFERENCE     | 1- 3       | 4- 2        | 7- 1          |      |      |       |           |
| 7- 2              | 0- 0     | 0- 0      | HOME           | 1- 1       | 3- 1        | 3- 0          |      |      |       |           |
| 5- 4              | 0- 0     | 0- 0      | AWAY           | 0- 2       | 1- 1        | 4- 1          |      |      |       |           |
| 0- 0              | 0- 0     | 0- 0      | NEUTRAL        | 0- 0       | 0- 0        | 0- 0          |      |      |       |           |

[illegible]

|                  |                |    |    |
|------------------|----------------|----|----|
| Non-Div I Games: | Ohio Christian | 97 | 62 |
|------------------|----------------|----|----|

Akron

Loss, Non-Conf, S Site, H Home A Away N Neutral

## Alabama

Through Games Of March 10, 2015

|                   |          |           |                |            |             |               |      |      |       |           |
|-------------------|----------|-----------|----------------|------------|-------------|---------------|------|------|-------|-----------|
| Average RPI Win:  | 220      | WON-LOST  | WINNING        | LAST 10    | STRENGTH OF | OPP. STRENGTH | TEAM | ADJ. | CONF. | ADJ CONF. |
| Average RPI Loss: | 65       | RECORD    | PCT. RANK      | GAMES      | SCHEDULE    | OF SCHEDULE   | RPI  | RPI  | RPI   | RPI       |
| DIV. I ONLY       | 13- 19   | 240       | 1- 9           | 66         | 65          | 199           | 199  | 2    | 2     |           |
| DIV. I NON-CONF.  | 11- 4    | 69        | 0- 0           | 268        | 267         | 168           | 168  | 4    | 4     |           |
| TOTALS            | RPI 1-25 | RPI 26-50 | W-L RECORDS    | RPI 51-100 | RPI 101-150 | RPI 150+      |      |      |       |           |
| 13- 19            | 0- 6     | 1- 4      | OVERALL        | 0- 4       | 5- 2        | 7- 3          |      |      |       |           |
| 10- 9             | 0- 3     | 1- 2      | HOME           | 0- 1       | 3- 0        | 6- 3          |      |      |       |           |
| 1- 8              | 0- 2     | 0- 2      | AWAY           | 0- 2       | 1- 2        | 0- 0          |      |      |       |           |
| 2- 2              | 0- 1     | 0- 0      | NEUTRAL        | 0- 1       | 1- 0        | 1- 0          |      |      |       |           |
| 11- 4             | 0- 2     | 1- 0      | NON-CONFERENCE | 0- 0       | 3- 0        | 7- 2          |      |      |       |           |
| 8- 3              | 0- 1     | 1- 0      | HOME           | 0- 0       | 1- 0        | 6- 2          |      |      |       |           |
| 1- 0              | 0- 0     | 0- 0      | AWAY           | 0- 0       | 1- 0        | 0- 0          |      |      |       |           |
| 2- 1              | 0- 1     | 0- 0      | NEUTRAL        | 0- 0       | 1- 0        | 1- 0          |      |      |       |           |
| 2- 15             | 0- 4     | 0- 4      | CONFERENCE     | 0- 4       | 2- 2        | 0- 1          |      |      |       |           |
| 2- 6              | 0- 2     | 0- 2      | HOME           | 0- 1       | 2- 0        | 0- 1          |      |      |       |           |
| 0- 8              | 0- 2     | 0- 2      | AWAY           | 0- 2       | 0- 2        | 0- 0          |      |      |       |           |
| 0- 1              | 0- 0     | 0- 0      | NEUTRAL        | 0- 1       | 0- 0        | 0- 0          |      |      |       |           |

| RPI                       | S | Opponent             | Score  | RPI | S | Opponent           | Score | RPI | S | Opponent   | Score | RPI | S | Opponent         | Score | Team's RPI: 199 |
|---------------------------|---|----------------------|--------|-----|---|--------------------|-------|-----|---|------------|-------|-----|---|------------------|-------|-----------------|
| 2                         | A | Tennessee            | 56 77  | 29  | A | Mississippi St.    | 50 66 | 58  | A | LSU        | 39 51 | 101 | A | Ole Miss         | 63 77 |                 |
| 3                         | A | South Carolina       | 54 85  | 29  | H | Mississippi St.    | 55 57 | 59  | A | Georgia    | 47 64 | 102 | H | Missouri         | 67 64 |                 |
| 3                         | H | South Carolina       | 59 102 | 34  | A | Texas A&M          | 49 70 | 63  | H | Vanderbilt | 52 55 | 107 | A | Kansas           | 85 80 |                 |
| 8                         | H | Kentucky             | 66 78  | 36  | H | Nebraska           | 53 51 | 63  | N | Vanderbilt | 56 66 | 131 | H | UT Martin        | 68 55 |                 |
| 15                        | H | Duke                 | 40 90  | 44  | H | Arkansas           | 42 53 |     |   |            |       | 140 | N | Temple           | 58 51 |                 |
| 24                        | N | Quinnipiac           | 66 73  |     |   |                    |       |     |   |            |       | 150 | A | Auburn           | 73 80 |                 |
|                           |   |                      |        |     |   |                    |       |     |   |            |       | 150 | H | Auburn           | 51 50 |                 |
|                           |   |                      |        |     |   |                    |       |     |   |            |       | 161 | H | Florida          | 49 53 |                 |
|                           |   |                      |        |     |   |                    |       |     |   |            |       | 191 | H | Mercer           | 39 46 |                 |
|                           |   |                      |        |     |   |                    |       |     |   |            |       | 206 | H | Jacksonville St. | 62 64 |                 |
|                           |   |                      |        |     |   |                    |       |     |   |            |       | 221 | H | USC Upstate      | 74 65 |                 |
|                           |   |                      |        |     |   |                    |       |     |   |            |       | 300 | N | Georgetown       | 72 58 |                 |
|                           |   |                      |        |     |   |                    |       |     |   |            |       | 302 | H | New Orleans      | 87 58 |                 |
|                           |   |                      |        |     |   |                    |       |     |   |            |       | 336 | H | Florida A&M      | 60 44 |                 |
|                           |   |                      |        |     |   |                    |       |     |   |            |       | 337 | H | Ark.-Pine Bluff  | 71 27 |                 |
|                           |   |                      |        |     |   |                    |       |     |   |            |       | 346 | H | Alabama A&M      | 75 44 |                 |
|                           |   |                      |        |     |   |                    |       |     |   |            |       | 349 | H | Mississippi Val. | 71 40 |                 |
| LAST 12 Division I GAMES: |   |                      |        |     |   |                    |       |     |   |            |       |     |   |                  |       |                 |
|                           |   | 63 N Vanderbilt      | 56 66  |     |   | 102 H Missouri     | 67 64 |     |   |            |       |     |   |                  |       |                 |
|                           |   | 150 A Auburn         | 73 80  |     |   | 58 A LSU           | 39 51 |     |   |            |       |     |   |                  |       |                 |
|                           |   | 161 H Florida        | 49 53  |     |   | 44 H Arkansas      | 42 53 |     |   |            |       |     |   |                  |       |                 |
|                           |   | 29 H Mississippi St. | 55 57  |     |   | 3 A South Carolina | 54 85 |     |   |            |       |     |   |                  |       |                 |
|                           |   | 2 A Tennessee        | 56 77  |     |   | 63 H Vanderbilt    | 52 55 |     |   |            |       |     |   |                  |       |                 |
|                           |   | 34 A Texas A&M       | 49 70  |     |   | 150 H Auburn       | 51 50 |     |   |            |       |     |   |                  |       |                 |

Non-Div I Games:

Alabama

■ Loss, 
 ■ Non-Conf, 
 S Site, 
 ■ Home 
 ■ Away 
 N Neutral

|                   |          |           |                |            |             |               |      |      |       |           |
|-------------------|----------|-----------|----------------|------------|-------------|---------------|------|------|-------|-----------|
| Average RPI Win:  | 297      | WON-LOST  | WINNING        | LAST 10    | STRENGTH OF | OPP. STRENGTH | TEAM | ADJ. | CONF. | ADJ CONF. |
| Average RPI Loss: | 236      | RECORD    | PCT. RANK      | GAMES      | SCHEDULE    | OF SCHEDULE   | RPI  | RPI  | RPI   | RPI       |
| DIV. I ONLY       | 6- 23    | 311       | 2- 8           | 335        | 348         | 346           | 346  | 32   | 32    |           |
| DIV. I NON-CONF.  | 1- 10    | 329       | 0- 0           | 216        | 308         | 334           | 334  | 32   | 32    |           |
| TOTALS            | RPI 1-25 | RPI 26-50 | W-L RECORDS    | RPI 51-100 | RPI 101-150 | RPI 150+      |      |      |       |           |
| 6- 23             | 0- 0     | 0- 1      | OVERALL        | 0- 0       | 0- 3        | 6- 19         |      |      |       |           |
| 5- 8              | 0- 0     | 0- 0      | HOME           | 0- 0       | 0- 2        | 5- 6          |      |      |       |           |
| 1- 15             | 0- 0     | 0- 1      | AWAY           | 0- 0       | 0- 1        | 1- 13         |      |      |       |           |
| 0- 0              | 0- 0     | 0- 0      | NEUTRAL        | 0- 0       | 0- 0        | 0- 0          |      |      |       |           |
| 1- 10             | 0- 0     | 0- 1      | NON-CONFERENCE | 0- 0       | 0- 3        | 1- 6          |      |      |       |           |
| 1- 3              | 0- 0     | 0- 0      | HOME           | 0- 0       | 0- 2        | 1- 1          |      |      |       |           |
| 0- 7              | 0- 0     | 0- 1      | AWAY           | 0- 0       | 0- 1        | 0- 5          |      |      |       |           |
| 0- 0              | 0- 0     | 0- 0      | NEUTRAL        | 0- 0       | 0- 0        | 0- 0          |      |      |       |           |
| 5- 13             | 0- 0     | 0- 0      | CONFERENCE     | 0- 0       | 0- 0        | 5- 13         |      |      |       |           |
| 4- 5              | 0- 0     | 0- 0      | HOME           | 0- 0       | 0- 0        | 4- 5          |      |      |       |           |
| 1- 8              | 0- 0     | 0- 0      | AWAY           | 0- 0       | 0- 0        | 1- 8          |      |      |       |           |
| 0- 0              | 0- 0     | 0- 0      | NEUTRAL        | 0- 0       | 0- 0        | 0- 0          |      |      |       |           |

| RPI                       | S | Opponent       | Score | RPI | S   | Opponent | Score            | RPI | S  | Opponent | Score | RPI | S | Opponent           | Score | Team's RPI: 346 |
|---------------------------|---|----------------|-------|-----|-----|----------|------------------|-----|----|----------|-------|-----|---|--------------------|-------|-----------------|
| 30                        | A | Western Ky.    | 44    | 96  |     |          |                  |     |    |          |       | 101 | A | Ole Miss           | 47    | 71              |
|                           |   |                |       |     |     |          |                  |     |    |          |       | 108 | H | East Tenn. St.     | 64    | 88              |
|                           |   |                |       |     |     |          |                  |     |    |          |       | 121 | H | Louisiana Tech     | 68    | 70              |
|                           |   |                |       |     |     |          |                  |     |    |          |       | 159 | H | Kennesaw St.       | 73    | 66              |
|                           |   |                |       |     |     |          |                  |     |    |          |       | 190 | A | Texas Southern     | 54    | 67              |
|                           |   |                |       |     |     |          |                  |     |    |          |       | 190 | H | Texas Southern     | 46    | 83              |
|                           |   |                |       |     |     |          |                  |     |    |          |       | 199 | A | Alabama            | 44    | 75              |
|                           |   |                |       |     |     |          |                  |     |    |          |       | 202 | A | Samford            | 50    | 61              |
|                           |   |                |       |     |     |          |                  |     |    |          |       | 230 | A | Southern U.        | 53    | 84              |
|                           |   |                |       |     |     |          |                  |     |    |          |       | 230 | H | Southern U.        | 55    | 77              |
|                           |   |                |       |     |     |          |                  |     |    |          |       | 247 | A | Prairie View       | 64    | 81              |
|                           |   |                |       |     |     |          |                  |     |    |          |       | 247 | H | Prairie View       | 71    | 81              |
|                           |   |                |       |     |     |          |                  |     |    |          |       | 276 | A | Jackson St.        | 58    | 66              |
|                           |   |                |       |     |     |          |                  |     |    |          |       | 276 | H | Jackson St.        | 71    | 75              |
|                           |   |                |       |     |     |          |                  |     |    |          |       | 277 | A | Alabama St.        | 52    | 64              |
|                           |   |                |       |     |     |          |                  |     |    |          |       | 277 | H | Alabama St.        | 59    | 50              |
|                           |   |                |       |     |     |          |                  |     |    |          |       | 284 | A | South Carolina St. | 62    | 69              |
|                           |   |                |       |     |     |          |                  |     |    |          |       | 289 | H | Eastern Ky.        | 56    | 62              |
|                           |   |                |       |     |     |          |                  |     |    |          |       | 312 | A | Grambling          | 64    | 65              |
|                           |   |                |       |     |     |          |                  |     |    |          |       | 312 | H | Grambling          | 59    | 56              |
|                           |   |                |       |     |     |          |                  |     |    |          |       | 313 | A | Alcorn             | 49    | 73              |
|                           |   |                |       |     |     |          |                  |     |    |          |       | 313 | H | Alcorn             | 55    | 58              |
|                           |   |                |       |     |     |          |                  |     |    |          |       | 316 | A | Southeast Mo. St.  | 38    | 66              |
|                           |   |                |       |     |     |          |                  |     |    |          |       | 331 | A | Murray St.         | 81    | 102             |
|                           |   |                |       |     |     |          |                  |     |    |          |       | 337 | A | Ark.-Pine Bluff    | 69    | 70              |
|                           |   |                |       |     |     |          |                  |     |    |          |       | 337 | H | Ark.-Pine Bluff    | 72    | 48              |
| LAST 12 Division I GAMES: |   |                |       |     |     |          |                  |     |    |          |       |     |   |                    |       |                 |
| 312                       | A | Grambling      | 64    | 65  | 277 | A        | Alabama St.      | 52  | 64 |          |       |     |   |                    |       |                 |
| 276                       | A | Jackson St.    | 58    | 66  | 337 | H        | Ark.-Pine Bluff  | 72  | 48 |          |       |     |   |                    |       |                 |
| 190                       | H | Texas Southern | 46    | 83  | 349 | H        | Mississippi Val. | 71  | 51 |          |       |     |   |                    |       |                 |
| 247                       | H | Prairie View   | 71    | 81  | 190 | A        | Texas Southern   | 54  | 67 |          |       |     |   |                    |       |                 |
| 313                       | A | Alcorn         | 49    | 73  | 247 | A        | Prairie View     | 64  | 81 |          |       |     |   |                    |       |                 |
| 230                       | A | Southern U.    | 53    | 84  | 313 | H        | Alcorn           | 55  | 58 |          |       |     |   |                    |       |                 |

Non-Div I Games:

Alabama A&amp;M

■ Loss, 
 ■ Non-Conf, 
 ■ S Site, 
 ■ Home 
 ■ A Away 
 N Neutral

| RPI | S | Opponent         | Score |
|-----|---|------------------|-------|
| 349 | A | Mississippi Val. | 63 58 |
| 349 | H | Mississippi Val. | 71 51 |



|                   |          |           |                |            |             |               |      |      |       |           |
|-------------------|----------|-----------|----------------|------------|-------------|---------------|------|------|-------|-----------|
| Average RPI Win:  | 317      | WON-LOST  | WINNING        | LAST 10    | STRENGTH OF | OPP. STRENGTH | TEAM | ADJ. | CONF. | ADJ CONF. |
| Average RPI Loss: | 211      | RECORD    | PCT. RANK      | GAMES      | SCHEDULE    | OF SCHEDULE   | RPI  | RPI  | RPI   | RPI       |
| DIV. I ONLY       | 11- 14   | 215       | 6- 4           | 343        | 349         | 277           | 277  | 32   | 32    |           |
| DIV. I NON-CONF.  | 1- 6     | 316       | 0- 0           | 169        | 263         | 264           | 264  | 32   | 32    |           |
| TOTALS            | RPI 1-25 | RPI 26-50 | W-L RECORDS    | RPI 51-100 | RPI 101-150 | RPI 150+      |      |      |       |           |
| 11- 14            | 0- 0     | 0- 1      | OVERALL        | 0- 1       | 0- 1        | 11- 11        |      |      |       |           |
| 6- 3              | 0- 0     | 0- 0      | HOME           | 0- 0       | 0- 0        | 6- 3          |      |      |       |           |
| 5- 11             | 0- 0     | 0- 1      | AWAY           | 0- 1       | 0- 1        | 5- 8          |      |      |       |           |
| 0- 0              | 0- 0     | 0- 0      | NEUTRAL        | 0- 0       | 0- 0        | 0- 0          |      |      |       |           |
| 1- 6              | 0- 0     | 0- 1      | NON-CONFERENCE | 0- 1       | 0- 1        | 1- 3          |      |      |       |           |
| 0- 0              | 0- 0     | 0- 0      | HOME           | 0- 0       | 0- 0        | 0- 0          |      |      |       |           |
| 1- 6              | 0- 0     | 0- 1      | AWAY           | 0- 1       | 0- 1        | 1- 3          |      |      |       |           |
| 0- 0              | 0- 0     | 0- 0      | NEUTRAL        | 0- 0       | 0- 0        | 0- 0          |      |      |       |           |
| 10- 8             | 0- 0     | 0- 0      | CONFERENCE     | 0- 0       | 0- 0        | 10- 8         |      |      |       |           |
| 6- 3              | 0- 0     | 0- 0      | HOME           | 0- 0       | 0- 0        | 6- 3          |      |      |       |           |
| 4- 5              | 0- 0     | 0- 0      | AWAY           | 0- 0       | 0- 0        | 4- 5          |      |      |       |           |
| 0- 0              | 0- 0     | 0- 0      | NEUTRAL        | 0- 0       | 0- 0        | 0- 0          |      |      |       |           |

| RPI 1-25                  |   |          | RPI 26-50 |     |   | RPI 51-100     |       |     | RPI 101+ Team's RPI: 277 |                  |       |
|---------------------------|---|----------|-----------|-----|---|----------------|-------|-----|--------------------------|------------------|-------|
| RPI                       | S | Opponent | Score     | RPI | S | Opponent       | Score | RPI | S                        | Opponent         | Score |
|                           |   |          |           | 30  | A | Western Ky.    | 54 93 | 87  | A                        | Georgia Tech     | 53 77 |
|                           |   |          |           |     |   |                |       | 112 | A                        | Troy             | 50 70 |
|                           |   |          |           |     |   |                |       | 153 | A                        | Savannah St.     | 62 71 |
|                           |   |          |           |     |   |                |       | 190 | A                        | Texas Southern   | 51 67 |
|                           |   |          |           |     |   |                |       | 190 | H                        | Texas Southern   | 52 64 |
|                           |   |          |           |     |   |                |       | 202 | A                        | Samford          | 43 56 |
|                           |   |          |           |     |   |                |       | 230 | A                        | Southern U.      | 58 72 |
|                           |   |          |           |     |   |                |       | 230 | H                        | Southern U.      | 49 53 |
|                           |   |          |           |     |   |                |       | 247 | A                        | Prairie View     | 73 65 |
|                           |   |          |           |     |   |                |       | 247 | H                        | Prairie View     | 60 42 |
|                           |   |          |           |     |   |                |       | 276 | A                        | Jackson St.      | 67 68 |
|                           |   |          |           |     |   |                |       | 276 | H                        | Jackson St.      | 85 90 |
|                           |   |          |           |     |   |                |       | 312 | A                        | Grambling        | 68 62 |
|                           |   |          |           |     |   |                |       | 312 | H                        | Grambling        | 53 30 |
|                           |   |          |           |     |   |                |       | 313 | A                        | Alcorn           | 72 77 |
|                           |   |          |           |     |   |                |       | 313 | H                        | Alcorn           | 54 45 |
|                           |   |          |           |     |   |                |       | 317 | A                        | South Ala.       | 61 64 |
|                           |   |          |           |     |   |                |       | 336 | A                        | Florida A&M      | 64 49 |
|                           |   |          |           |     |   |                |       | 337 | A                        | Ark.-Pine Bluff  | 64 53 |
|                           |   |          |           |     |   |                |       | 337 | H                        | Ark.-Pine Bluff  | 62 54 |
|                           |   |          |           |     |   |                |       | 346 | A                        | Alabama A&M      | 50 59 |
|                           |   |          |           |     |   |                |       | 346 | H                        | Alabama A&M      | 64 52 |
|                           |   |          |           |     |   |                |       | 349 | A                        | Mississippi Val. | 62 45 |
|                           |   |          |           |     |   |                |       | 349 | H                        | Mississippi Val. | 61 57 |
| LAST 12 Division I GAMES: |   |          |           |     |   |                |       |     |                          |                  |       |
|                           |   |          |           | 276 | A | Jackson St.    | 67 68 | 346 | H                        | Alabama A&M      | 64 52 |
|                           |   |          |           | 312 | A | Grambling      | 68 62 | 349 | H                        | Mississippi Val. | 61 57 |
|                           |   |          |           | 247 | H | Prairie View   | 60 42 | 337 | H                        | Ark.-Pine Bluff  | 62 54 |
|                           |   |          |           | 190 | H | Texas Southern | 52 64 | 247 | A                        | Prairie View     | 73 65 |
|                           |   |          |           | 230 | A | Southern U.    | 58 72 | 190 | A                        | Texas Southern   | 51 67 |
|                           |   |          |           | 313 | A | Alcorn         | 72 77 | 230 | H                        | Southern U.      | 49 53 |

Non-Div I Games: Mobile 66 30 Bluefield St. 82 73 Stillman 75 66

Alabama St.

Loss, Non-Conf, S Site, H Home A Away N Neutral



|                              |          |           |                |             |               |          |      |       |           |
|------------------------------|----------|-----------|----------------|-------------|---------------|----------|------|-------|-----------|
| Average RPI Win: <b>299</b>  | WON-LOST | WINNING   | LAST 10        | STRENGTH OF | OPP. STRENGTH | TEAM     | ADJ. | CONF. | ADJ CONF. |
| Average RPI Loss: <b>227</b> | RECORD   | PCT. RANK | GAMES          | SCHEDULE    | OF SCHEDULE   | RPI      | RPI  | RPI   | RPI       |
| DIV. I ONLY                  | 10- 17   | 248       | 4- 6           | 345         | 346           | 313      | 313  | 32    | 32        |
| DIV. I NON-CONF.             | 1- 8     | 322       | 0- 0           | 253         | 203           | 333      | 333  | 32    | 32        |
| TOTALS                       | RPI 1-25 | RPI 26-50 | W-L RECORDS    | RPI 51-100  | RPI 101-150   | RPI 150+ |      |       |           |
| 10- 17                       | 0- 0     | 0- 1      | OVERALL        | 0- 1        | 0- 0          | 10- 15   |      |       |           |
| 6- 6                         | 0- 0     | 0- 0      | HOME           | 0- 0        | 0- 0          | 6- 6     |      |       |           |
| 4- 11                        | 0- 0     | 0- 0      | AWAY           | 0- 1        | 0- 0          | 4- 2     |      |       |           |
| 0- 0                         | 0- 0     | 0- 0      | NEUTRAL        | 0- 0        | 0- 0          | 0- 0     |      |       |           |
| 1- 8                         | 0- 0     | 0- 1      | NON-CONFERENCE | 0- 1        | 0- 0          | 1- 6     |      |       |           |
| 1- 2                         | 0- 0     | 0- 0      | HOME           | 0- 0        | 0- 0          | 1- 2     |      |       |           |
| 0- 6                         | 0- 0     | 0- 1      | AWAY           | 0- 1        | 0- 0          | 0- 4     |      |       |           |
| 0- 0                         | 0- 0     | 0- 0      | NEUTRAL        | 0- 0        | 0- 0          | 0- 0     |      |       |           |
| 9- 9                         | 0- 0     | 0- 0      | CONFERENCE     | 0- 0        | 0- 0          | 9- 9     |      |       |           |
| 5- 4                         | 0- 0     | 0- 0      | HOME           | 0- 0        | 0- 0          | 5- 4     |      |       |           |
| 4- 5                         | 0- 0     | 0- 0      | AWAY           | 0- 0        | 0- 0          | 4- 5     |      |       |           |
| 0- 0                         | 0- 0     | 0- 0      | NEUTRAL        | 0- 0        | 0- 0          | 0- 0     |      |       |           |

| RPI S                     | Opponent   | Score           | RPI S | Opponent       | Score | RPI S | Opponent           | Score | RPI S | Opponent | Score | Team's RPI: 313 |
|---------------------------|------------|-----------------|-------|----------------|-------|-------|--------------------|-------|-------|----------|-------|-----------------|
| 36                        | A Nebraska | 49 83           | 78    | A Michigan St. | 41 77 | 155   | H La.-Lafayette    | 57 64 |       |          |       |                 |
|                           |            |                 |       |                |       | 182   | A UAB              | 43 57 |       |          |       |                 |
|                           |            |                 |       |                |       | 190   | A Texas Southern   | 55 73 |       |          |       |                 |
|                           |            |                 |       |                |       | 190   | H Texas Southern   | 66 75 |       |          |       |                 |
|                           |            |                 |       |                |       | 220   | H La.-Monroe       | 62 53 |       |          |       |                 |
|                           |            |                 |       |                |       | 230   | A Southern U.      | 55 76 |       |          |       |                 |
|                           |            |                 |       |                |       | 230   | H Southern U.      | 51 59 |       |          |       |                 |
|                           |            |                 |       |                |       | 244   | A UTEP             | 53 63 |       |          |       |                 |
|                           |            |                 |       |                |       | 247   | A Prairie View     | 63 48 |       |          |       |                 |
|                           |            |                 |       |                |       | 247   | H Prairie View     | 68 46 |       |          |       |                 |
|                           |            |                 |       |                |       | 249   | H Central Ark.     | 36 62 |       |          |       |                 |
|                           |            |                 |       |                |       | 266   | A Rice             | 33 61 |       |          |       |                 |
|                           |            |                 |       |                |       | 276   | A Jackson St.      | 76 69 |       |          |       |                 |
|                           |            |                 |       |                |       | 276   | H Jackson St.      | 41 65 |       |          |       |                 |
|                           |            |                 |       |                |       | 277   | A Alabama St.      | 45 54 |       |          |       |                 |
|                           |            |                 |       |                |       | 277   | H Alabama St.      | 77 72 |       |          |       |                 |
|                           |            |                 |       |                |       | 294   | A Omaha            | 39 59 |       |          |       |                 |
|                           |            |                 |       |                |       | 312   | A Grambling        | 57 64 |       |          |       |                 |
|                           |            |                 |       |                |       | 312   | H Grambling        | 57 82 |       |          |       |                 |
|                           |            |                 |       |                |       | 337   | A Ark.-Pine Bluff  | 49 51 |       |          |       |                 |
|                           |            |                 |       |                |       | 337   | H Ark.-Pine Bluff  | 45 39 |       |          |       |                 |
|                           |            |                 |       |                |       | 346   | A Alabama A&M      | 58 55 |       |          |       |                 |
|                           |            |                 |       |                |       | 346   | H Alabama A&M      | 73 49 |       |          |       |                 |
|                           |            |                 |       |                |       | 349   | A Mississippi Val. | 50 40 |       |          |       |                 |
|                           |            |                 |       |                |       | 349   | H Mississippi Val. | 52 47 |       |          |       |                 |
| LAST 12 Division I GAMES: |            |                 |       |                |       |       |                    |       |       |          |       |                 |
| 247                       | A          | Prairie View    | 63    | 48             | 349   | A     | Mississippi Val.   | 50    | 40    |          |       |                 |
| 190                       | A          | Texas Southern  | 55    | 73             | 312   | H     | Grambling          | 57    | 82    |          |       |                 |
| 230                       | A          | Southern U.     | 55    | 76             | 276   | H     | Jackson St.        | 41    | 65    |          |       |                 |
| 346                       | H          | Alabama A&M     | 73    | 49             | 230   | H     | Southern U.        | 51    | 59    |          |       |                 |
| 277                       | H          | Alabama St.     | 77    | 72             | 346   | A     | Alabama A&M        | 58    | 55    |          |       |                 |
| 337                       | A          | Ark.-Pine Bluff | 49    | 51             | 277   | A     | Alabama St.        | 45    | 54    |          |       |                 |

Non-Div I Games:

Alcorn

■ Loss, 
 ■ Non-Conf, 
 ■ S Site, 
 ■ H Home 
 ■ A Away 
 N Neutral

|                             |          |           |                |             |               |          |      |       |           |
|-----------------------------|----------|-----------|----------------|-------------|---------------|----------|------|-------|-----------|
| Average RPI Win: <b>214</b> | WON-LOST | WINNING   | LAST 10        | STRENGTH OF | OPP. STRENGTH | TEAM     | ADJ. | CONF. | ADJ CONF. |
| Average RPI Loss: <b>89</b> | RECORD   | PCT. RANK | GAMES          | SCHEDULE    | OF SCHEDULE   | RPI      | RPI  | RPI   | RPI       |
| DIV. I ONLY                 | 23- 8    | 41        | 10- 0          | 88          | 196           | 54       | 54   | 18    | 18        |
| DIV. I NON-CONF.            | 5- 6     | 178       | 0- 0           | 27          | 107           | 88       | 88   | 20    | 20        |
| TOTALS                      | RPI 1-25 | RPI 26-50 | W-L RECORDS    | RPI 51-100  | RPI 101-150   | RPI 150+ |      |       |           |
| 23- 8                       | 0- 3     | 1- 1      | OVERALL        | 1- 1        | 2- 0          | 19- 3    |      |       |           |
| 11- 4                       | 0- 2     | 0- 1      | HOME           | 1- 0        | 1- 0          | 9- 1     |      |       |           |
| 10- 4                       | 0- 1     | 0- 0      | AWAY           | 0- 1        | 1- 0          | 9- 2     |      |       |           |
| 2- 0                        | 0- 0     | 1- 0      | NEUTRAL        | 0- 0        | 0- 0          | 1- 0     |      |       |           |
| 5- 6                        | 0- 3     | 1- 1      | NON-CONFERENCE | 0- 0        | 0- 0          | 4- 2     |      |       |           |
| 1- 3                        | 0- 2     | 0- 1      | HOME           | 0- 0        | 0- 0          | 1- 0     |      |       |           |
| 2- 3                        | 0- 1     | 0- 0      | AWAY           | 0- 0        | 0- 0          | 2- 2     |      |       |           |
| 2- 0                        | 0- 0     | 1- 0      | NEUTRAL        | 0- 0        | 0- 0          | 1- 0     |      |       |           |
| 18- 2                       | 0- 0     | 0- 0      | CONFERENCE     | 1- 1        | 2- 0          | 15- 1    |      |       |           |
| 10- 1                       | 0- 0     | 0- 0      | HOME           | 1- 0        | 1- 0          | 8- 1     |      |       |           |
| 8- 1                        | 0- 0     | 0- 0      | AWAY           | 0- 1        | 1- 0          | 7- 0     |      |       |           |
| 0- 0                        | 0- 0     | 0- 0      | NEUTRAL        | 0- 0        | 0- 0          | 0- 0     |      |       |           |

| RPI 1-25                  |   |                   |       | RPI 26-50 |   |                 |       | RPI 51-100 |   |          |       | Team's RPI: 54 |  | RPI 101+ |   |                 |       |
|---------------------------|---|-------------------|-------|-----------|---|-----------------|-------|------------|---|----------|-------|----------------|--|----------|---|-----------------|-------|
| RPI                       | S | Opponent          | Score | RPI       | S | Opponent        | Score | RPI        | S | Opponent | Score |                |  | RPI      | S | Opponent        | Score |
| 6                         | A | Maryland          | 50 94 | 28        | H | James Madison   | 65 69 | 96         | A | Army     | 60 68 |                |  | 106      | A | Lehigh          | 75 73 |
| 11                        | H | George Washington | 52 63 | 39        | N | Gonzaga         | 59 56 | 96         | H | Army     | 45 42 |                |  | 106      | H | Lehigh          | 74 64 |
| 12                        | H | Princeton         | 56 63 |           |   |                 |       |            |   |          |       |                |  | 164      | A | Bucknell        | 60 55 |
|                           |   |                   |       |           |   |                 |       |            |   |          |       |                |  | 164      | H | Bucknell        | 65 55 |
|                           |   |                   |       |           |   |                 |       |            |   |          |       |                |  | 180      | N | Oregon          | 72 64 |
|                           |   |                   |       |           |   |                 |       |            |   |          |       |                |  | 183      | A | Holy Cross      | 74 63 |
|                           |   |                   |       |           |   |                 |       |            |   |          |       |                |  | 183      | H | Holy Cross      | 61 67 |
|                           |   |                   |       |           |   |                 |       |            |   |          |       |                |  | 185      | A | Wake Forest     | 64 77 |
|                           |   |                   |       |           |   |                 |       |            |   |          |       |                |  | 192      | A | Massachusetts   | 61 71 |
|                           |   |                   |       |           |   |                 |       |            |   |          |       |                |  | 195      | A | Navy            | 41 29 |
|                           |   |                   |       |           |   |                 |       |            |   |          |       |                |  | 195      | H | Navy            | 59 49 |
|                           |   |                   |       |           |   |                 |       |            |   |          |       |                |  | 195      | H | Navy            | 60 53 |
|                           |   |                   |       |           |   |                 |       |            |   |          |       |                |  | 213      | A | Lafayette       | 74 58 |
|                           |   |                   |       |           |   |                 |       |            |   |          |       |                |  | 213      | H | Lafayette       | 63 44 |
|                           |   |                   |       |           |   |                 |       |            |   |          |       |                |  | 213      | H | Lafayette       | 79 56 |
|                           |   |                   |       |           |   |                 |       |            |   |          |       |                |  | 259      | H | UMBC            | 77 51 |
|                           |   |                   |       |           |   |                 |       |            |   |          |       |                |  | 263      | A | Colgate         | 66 58 |
|                           |   |                   |       |           |   |                 |       |            |   |          |       |                |  | 263      | H | Colgate         | 75 46 |
|                           |   |                   |       |           |   |                 |       |            |   |          |       |                |  | 286      | A | Loyola Maryland | 55 44 |
|                           |   |                   |       |           |   |                 |       |            |   |          |       |                |  | 286      | H | Loyola Maryland | 62 50 |
|                           |   |                   |       |           |   |                 |       |            |   |          |       |                |  | 321      | A | Boston U.       | 58 50 |
|                           |   |                   |       |           |   |                 |       |            |   |          |       |                |  | 321      | H | Boston U.       | 75 45 |
|                           |   |                   |       |           |   |                 |       |            |   |          |       |                |  | 322      | A | Manhattan       | 60 52 |
|                           |   |                   |       |           |   |                 |       |            |   |          |       |                |  | 328      | A | UMES            | 64 52 |
| LAST 12 Division I GAMES: |   |                   |       |           |   |                 |       |            |   |          |       |                |  |          |   |                 |       |
| 195                       | H | Navy              | 60 53 | 213       | A | Lafayette       | 74 58 |            |   |          |       |                |  |          |   |                 |       |
| 213                       | H | Lafayette         | 79 56 | 106       | H | Lehigh          | 74 64 |            |   |          |       |                |  |          |   |                 |       |
| 164                       | H | Bucknell          | 65 55 | 263       | H | Colgate         | 75 46 |            |   |          |       |                |  |          |   |                 |       |
| 195                       | A | Navy              | 41 29 | 286       | A | Loyola Maryland | 55 44 |            |   |          |       |                |  |          |   |                 |       |
| 96                        | H | Army              | 45 42 | 183       | H | Holy Cross      | 61 67 |            |   |          |       |                |  |          |   |                 |       |
| 321                       | A | Boston U.         | 58 50 | 195       | H | Navy            | 59 49 |            |   |          |       |                |  |          |   |                 |       |

Non-Div I Games:

American

■ Loss, 
 ■ Non-Conf, S Site, 
 ■ Home 
 ■ Away 
 N Neutral

## Appalachian St.

Through Games Of March 10, 2015

|                   |          |           |                |            |             |               |      |      |       |           |
|-------------------|----------|-----------|----------------|------------|-------------|---------------|------|------|-------|-----------|
| Average RPI Win:  | 216      | WON-LOST  | WINNING        | LAST 10    | STRENGTH OF | OPP. STRENGTH | TEAM | ADJ. | CONF. | ADJ CONF. |
| Average RPI Loss: | 119      | RECORD    | PCT. RANK      | GAMES      | SCHEDULE    | OF SCHEDULE   | RPI  | RPI  | RPI   | RPI       |
| DIV. I ONLY       | 13- 15   | 201       | 4- 6           | 109        | 153         | 171           | 171  | 14   | 14    |           |
| DIV. I NON-CONF.  | 4- 4     | 158       | 0- 0           | 25         | 182         | 86            | 86   | 13   | 13    |           |
| TOTALS            | RPI 1-25 | RPI 26-50 | W-L RECORDS    | RPI 51-100 | RPI 101-150 | RPI 150+      |      |      |       |           |
| 13- 15            | 0- 2     | 1- 3      | OVERALL        | 0- 0       | 2- 6        | 10- 4         |      |      |       |           |
| 9- 5              | 0- 0     | 1- 1      | HOME           | 0- 0       | 1- 2        | 7- 2          |      |      |       |           |
| 4- 10             | 0- 2     | 0- 2      | AWAY           | 0- 0       | 1- 4        | 3- 2          |      |      |       |           |
| 0- 0              | 0- 0     | 0- 0      | NEUTRAL        | 0- 0       | 0- 0        | 0- 0          |      |      |       |           |
| 4- 4              | 0- 2     | 0- 0      | NON-CONFERENCE | 0- 0       | 1- 1        | 3- 1          |      |      |       |           |
| 3- 1              | 0- 0     | 0- 0      | HOME           | 0- 0       | 0- 0        | 3- 1          |      |      |       |           |
| 1- 3              | 0- 2     | 0- 0      | AWAY           | 0- 0       | 1- 1        | 0- 0          |      |      |       |           |
| 0- 0              | 0- 0     | 0- 0      | NEUTRAL        | 0- 0       | 0- 0        | 0- 0          |      |      |       |           |
| 9- 11             | 0- 0     | 1- 3      | CONFERENCE     | 0- 0       | 1- 5        | 7- 3          |      |      |       |           |
| 6- 4              | 0- 0     | 1- 1      | HOME           | 0- 0       | 1- 2        | 4- 1          |      |      |       |           |
| 3- 7              | 0- 0     | 0- 2      | AWAY           | 0- 0       | 0- 3        | 3- 2          |      |      |       |           |
| 0- 0              | 0- 0     | 0- 0      | NEUTRAL        | 0- 0       | 0- 0        | 0- 0          |      |      |       |           |

| RPI 1-25                  |   |                 | RPI 26-50 |     |   | RPI 51-100    |        |     | RPI 101+ Team's RPI: 171 |                 |        |
|---------------------------|---|-----------------|-----------|-----|---|---------------|--------|-----|--------------------------|-----------------|--------|
| RPI                       | S | Opponent        | Score     | RPI | S | Opponent      | Score  | RPI | S                        | Opponent        | Score  |
| 8                         | A | Kentucky        | 74 111    | 31  | A | UALR          | 48 69  | 108 | A                        | East Tenn. St.  | 76 70  |
| 17                        | A | North Carolina  | 52 84     | 31  | H | UALR          | 49 63  | 112 | A                        | Troy            | 87 91  |
|                           |   |                 |           | 49  | A | Arkansas St.  | 75 89  | 112 | H                        | Troy            | 87 108 |
|                           |   |                 |           | 49  | H | Arkansas St.  | 70 69  | 145 | A                        | Furman          | 79 84  |
|                           |   |                 |           |     |   |               |        | 148 | A                        | Texas St.       | 58 67  |
|                           |   |                 |           |     |   |               |        | 148 | H                        | Texas St.       | 61 55  |
|                           |   |                 |           |     |   |               |        | 149 | A                        | Texas-Arlington | 45 55  |
|                           |   |                 |           |     |   |               |        | 149 | H                        | Texas-Arlington | 53 61  |
|                           |   |                 |           |     |   |               |        | 155 | A                        | La.-Lafayette   | 66 70  |
|                           |   |                 |           |     |   |               |        | 155 | H                        | La.-Lafayette   | 63 51  |
|                           |   |                 |           |     |   |               |        | 181 | H                        | N.C. A&T        | 72 70  |
|                           |   |                 |           |     |   |               |        | 204 | H                        | Radford         | 67 68  |
|                           |   |                 |           |     |   |               |        | 220 | A                        | La.-Monroe      | 55 54  |
|                           |   |                 |           |     |   |               |        | 220 | H                        | La.-Monroe      | 80 61  |
|                           |   |                 |           |     |   |               |        | 222 | H                        | UNCW            | 82 72  |
|                           |   |                 |           |     |   |               |        | 234 | A                        | Georgia St.     | 70 80  |
|                           |   |                 |           |     |   |               |        | 234 | H                        | Georgia St.     | 71 76  |
|                           |   |                 |           |     |   |               |        | 279 | H                        | Gardner-Webb    | 77 69  |
|                           |   |                 |           |     |   |               |        | 295 | A                        | Ga. Southern    | 77 74  |
|                           |   |                 |           |     |   |               |        | 295 | H                        | Ga. Southern    | 66 39  |
|                           |   |                 |           |     |   |               |        | 317 | A                        | South Ala.      | 67 63  |
|                           |   |                 |           |     |   |               |        | 317 | H                        | South Ala.      | 70 59  |
| LAST 12 Division I GAMES: |   |                 |           |     |   |               |        |     |                          |                 |        |
| 149                       | H | Texas-Arlington | 53 61     | 220 | A | La.-Monroe    | 55 54  |     |                          |                 |        |
| 148                       | H | Texas St.       | 61 55     | 31  | H | UALR          | 49 63  |     |                          |                 |        |
| 220                       | H | La.-Monroe      | 80 61     | 112 | H | Troy          | 87 108 |     |                          |                 |        |
| 295                       | H | Ga. Southern    | 66 39     | 155 | A | La.-Lafayette | 66 70  |     |                          |                 |        |
| 234                       | A | Georgia St.     | 70 80     | 295 | A | Ga. Southern  | 77 74  |     |                          |                 |        |
| 149                       | A | Texas-Arlington | 45 55     | 148 | A | Texas St.     | 58 67  |     |                          |                 |        |

Non-Div I Games: Catawba 81 64

Appalachian St.

■ Loss, 
 ■ Non-Conf, S Site, 
 ■ Home 
 ■ Away 
 N Neutral

|                   |          |           |                |            |             |               |      |      |       |           |
|-------------------|----------|-----------|----------------|------------|-------------|---------------|------|------|-------|-----------|
| Average RPI Win:  | 214      | WON-LOST  | WINNING        | LAST 10    | STRENGTH OF | OPP. STRENGTH | TEAM | ADJ. | CONF. | ADJ CONF. |
| Average RPI Loss: | 81       | RECORD    | PCT. RANK      | GAMES      | SCHEDULE    | OF SCHEDULE   | RPI  | RPI  | RPI   | RPI       |
| DIV. I ONLY       | 10- 20   | 261       | 2- 8           | 63         | 68          | 214           | 214  | 5    | 5     |           |
| DIV. I NON-CONF.  | 7- 4     | 107       | 0- 0           | 194        | 335         | 146           | 146  | 5    | 5     |           |
| TOTALS            | RPI 1-25 | RPI 26-50 | W-L RECORDS    | RPI 51-100 | RPI 101-150 | RPI 150+      |      |      |       |           |
| 10- 20            | 1- 7     | 0- 1      | OVERALL        | 0- 6       | 1- 4        | 8- 2          |      |      |       |           |
| 8- 7              | 1- 3     | 0- 1      | HOME           | 0- 2       | 1- 1        | 6- 0          |      |      |       |           |
| 2- 11             | 0- 0     | 0- 0      | AWAY           | 0- 1       | 0- 0        | 2- 0          |      |      |       |           |
| 0- 2              | 0- 0     | 0- 0      | NEUTRAL        | 0- 1       | 0- 1        | 0- 0          |      |      |       |           |
| 7- 4              | 0- 0     | 0- 0      | NON-CONFERENCE | 0- 0       | 1- 4        | 6- 0          |      |      |       |           |
| 5- 1              | 0- 0     | 0- 0      | HOME           | 0- 0       | 1- 1        | 4- 0          |      |      |       |           |
| 2- 2              | 0- 0     | 0- 0      | AWAY           | 0- 0       | 0- 2        | 2- 0          |      |      |       |           |
| 0- 1              | 0- 0     | 0- 0      | NEUTRAL        | 0- 0       | 0- 1        | 0- 0          |      |      |       |           |
| 3- 16             | 1- 7     | 0- 1      | CONFERENCE     | 0- 6       | 0- 0        | 2- 2          |      |      |       |           |
| 3- 6              | 1- 3     | 0- 1      | HOME           | 0- 2       | 0- 0        | 2- 0          |      |      |       |           |
| 0- 9              | 0- 4     | 0- 0      | AWAY           | 0- 3       | 0- 0        | 0- 2          |      |      |       |           |
| 0- 1              | 0- 0     | 0- 0      | NEUTRAL        | 0- 1       | 0- 0        | 0- 0          |      |      |       |           |

| RPI S                     | Opponent      | Score | RPI S | Opponent              | Score | RPI S | Opponent              | Score | RPI S | Opponent            | Score | Team's RPI: 214 |
|---------------------------|---------------|-------|-------|-----------------------|-------|-------|-----------------------|-------|-------|---------------------|-------|-----------------|
| 16                        | A Arizona St. | 54 71 | 32    | H Washington          | 69 79 | 70    | H Washington St.      | 70 81 | 113   | N Toledo            | 54 69 |                 |
| 16                        | H Arizona St. | 41 88 |       |                       |       | 92    | A UCLA                | 41 75 | 117   | H Bakersfield       | 72 76 |                 |
| 18                        | A Oregon St.  | 48 73 |       |                       |       | 92    | N UCLA                | 62 80 | 127   | A Stephen F. Austin | 60 72 |                 |
| 18                        | H Oregon St.  | 55 73 |       |                       |       | 95    | A Southern California | 51 77 | 131   | H UT Martin         | 61 56 |                 |
| 19                        | A Stanford    | 47 77 |       |                       |       | 99    | A Colorado            | 69 81 | 137   | A Texas Tech        | 54 57 |                 |
| 19                        | H Stanford    | 60 57 |       |                       |       | 99    | H Colorado            | 51 66 | 180   | A Oregon            | 61 75 |                 |
| 23                        | A California  | 56 68 |       |                       |       |       |                       |       | 180   | H Oregon            | 81 78 |                 |
| 23                        | H California  | 46 65 |       |                       |       |       |                       |       | 182   | H UAB               | 49 44 |                 |
|                           |               |       |       |                       |       |       |                       |       | 185   | A Wake Forest       | 72 69 |                 |
|                           |               |       |       |                       |       |       |                       |       | 230   | H Southern U.       | 56 45 |                 |
|                           |               |       |       |                       |       |       |                       |       | 238   | A Utah              | 48 62 |                 |
|                           |               |       |       |                       |       |       |                       |       | 238   | H Utah              | 64 41 |                 |
|                           |               |       |       |                       |       |       |                       |       | 312   | H Grambling         | 65 51 |                 |
|                           |               |       |       |                       |       |       |                       |       | 329   | H UC Santa Barbara  | 61 34 |                 |
|                           |               |       |       |                       |       |       |                       |       | 333   | A FIU               | 65 58 |                 |
| LAST 12 Division I GAMES: |               |       |       |                       |       |       |                       |       |       |                     |       |                 |
|                           |               |       | 92    | N UCLA                | 62 80 | 180   | A Oregon              | 61 75 |       |                     |       |                 |
|                           |               |       | 238   | H Utah                | 64 41 | 19    | H Stanford            | 60 57 |       |                     |       |                 |
|                           |               |       | 99    | H Colorado            | 51 66 | 23    | H California          | 46 65 |       |                     |       |                 |
|                           |               |       | 92    | A UCLA                | 41 75 | 99    | A Colorado            | 69 81 |       |                     |       |                 |
|                           |               |       | 95    | A Southern California | 51 77 | 238   | A Utah                | 48 62 |       |                     |       |                 |
|                           |               |       | 18    | A Oregon St.          | 48 73 | 180   | H Oregon              | 81 78 |       |                     |       |                 |

Non-Div I Games:

Arizona

|                   |          |           |                |            |             |               |      |      |       |           |
|-------------------|----------|-----------|----------------|------------|-------------|---------------|------|------|-------|-----------|
| Average RPI Win:  | 121      | WON-LOST  | WINNING        | LAST 10    | STRENGTH OF | OPP. STRENGTH | TEAM | ADJ. | CONF. | ADJ CONF. |
| Average RPI Loss: | 21       | RECORD    | PCT. RANK      | GAMES      | SCHEDULE    | OF SCHEDULE   | RPI  | RPI  | RPI   | RPI       |
| DIV. I ONLY       | 27- 5    | 20        | 7- 3           | 34         | 27          | 16            | 16   | 5    | 5     |           |
| DIV. I NON-CONF.  | 11- 1    | 11        | 0- 0           | 76         | 44          | 12            | 12   | 5    | 5     |           |
| TOTALS            | RPI 1-25 | RPI 26-50 | W-L RECORDS    | RPI 51-100 | RPI 101-150 | RPI 150+      |      |      |       |           |
| 27- 5             | 3- 5     | 2- 0      | OVERALL        | 10- 0      | 3- 0        | 9- 0          |      |      |       |           |
| 14- 2             | 1- 2     | 2- 0      | HOME           | 3- 0       | 3- 0        | 5- 0          |      |      |       |           |
| 10- 1             | 2- 1     | 0- 0      | AWAY           | 4- 0       | 0- 0        | 4- 0          |      |      |       |           |
| 3- 2              | 0- 2     | 0- 0      | NEUTRAL        | 3- 0       | 0- 0        | 0- 0          |      |      |       |           |
| 11- 1             | 0- 1     | 1- 0      | NON-CONFERENCE | 4- 0       | 3- 0        | 3- 0          |      |      |       |           |
| 7- 0              | 0- 0     | 1- 0      | HOME           | 1- 0       | 3- 0        | 2- 0          |      |      |       |           |
| 2- 0              | 0- 0     | 0- 0      | AWAY           | 1- 0       | 0- 0        | 1- 0          |      |      |       |           |
| 2- 1              | 0- 1     | 0- 0      | NEUTRAL        | 2- 0       | 0- 0        | 0- 0          |      |      |       |           |
| 16- 4             | 3- 4     | 1- 0      | CONFERENCE     | 6- 0       | 0- 0        | 6- 0          |      |      |       |           |
| 7- 2              | 1- 2     | 1- 0      | HOME           | 2- 0       | 0- 0        | 3- 0          |      |      |       |           |
| 8- 1              | 2- 1     | 0- 0      | AWAY           | 3- 0       | 0- 0        | 3- 0          |      |      |       |           |
| 1- 1              | 0- 1     | 0- 0      | NEUTRAL        | 1- 0       | 0- 0        | 0- 0          |      |      |       |           |

| RPI S                     | Opponent            | Score | RPI S | Opponent     | Score | RPI S | Opponent            | Score | RPI S | Opponent     | Score |
|---------------------------|---------------------|-------|-------|--------------|-------|-------|---------------------|-------|-------|--------------|-------|
| 18 A                      | Oregon St.          | 64 70 | 32 H  | Washington   | 62 48 | 63 N  | Vanderbilt          | 72 67 | 106 H | Lehigh       | 81 61 |
| 18 H                      | Oregon St.          | 57 68 | 33 H  | Northwestern | 88 75 | 66 A  | Miami (FL)          | 65 61 | 117 H | Bakersfield  | 83 54 |
| 19 A                      | Stanford            | 60 57 |       |              |       | 66 H  | Middle Tenn.        | 81 67 | 124 H | Yale         | 69 51 |
| 19 H                      | Stanford            | 53 52 |       |              |       | 70 H  | Washington St.      | 78 64 | 167 H | UC Davis     | 72 51 |
| 19 N                      | Stanford            | 56 59 |       |              |       | 70 N  | Washington St.      | 67 48 | 180 A | Oregon       | 72 52 |
| 23 A                      | California          | 67 52 |       |              |       | 76 N  | Villanova           | 51 46 | 180 H | Oregon       | 70 58 |
| 23 H                      | California          | 49 50 |       |              |       | 92 A  | UCLA                | 68 56 | 214 A | Arizona      | 88 41 |
| 25 N                      | Green Bay           | 57 63 |       |              |       | 95 A  | Southern California | 76 73 | 214 H | Arizona      | 71 54 |
|                           |                     |       |       |              |       | 99 A  | Colorado            | 68 60 | 238 A | Utah         | 58 48 |
|                           |                     |       |       |              |       | 99 H  | Colorado            | 59 46 | 238 H | Utah         | 46 42 |
|                           |                     |       |       |              |       |       |                     |       | 255 H | SMU          | 77 42 |
|                           |                     |       |       |              |       |       |                     |       | 323 A | Illinois St. | 89 44 |
| LAST 12 Division I GAMES: |                     |       |       |              |       |       |                     |       |       |              |       |
| 19 N                      | Stanford            | 56 59 | 180 A | Oregon       | 72 52 |       |                     |       |       |              |       |
| 70 N                      | Washington St.      | 67 48 | 18 A  | Oregon St.   | 64 70 |       |                     |       |       |              |       |
| 99 H                      | Colorado            | 59 46 | 23 H  | California   | 49 50 |       |                     |       |       |              |       |
| 238 H                     | Utah                | 46 42 | 19 H  | Stanford     | 53 52 |       |                     |       |       |              |       |
| 95 A                      | Southern California | 76 73 | 238 A | Utah         | 58 48 |       |                     |       |       |              |       |
| 92 A                      | UCLA                | 68 56 | 99 A  | Colorado     | 68 60 |       |                     |       |       |              |       |

Non-Div I Games:

Arizona St.

|                   |          |           |                |            |             |               |      |      |       |           |
|-------------------|----------|-----------|----------------|------------|-------------|---------------|------|------|-------|-----------|
| Average RPI Win:  | 327      | WON-LOST  | WINNING        | LAST 10    | STRENGTH OF | OPP. STRENGTH | TEAM | ADJ. | CONF. | ADJ CONF. |
| Average RPI Loss: | 212      | RECORD    | PCT. RANK      | GAMES      | SCHEDULE    | OF SCHEDULE   | RPI  | RPI  | RPI   | RPI       |
| DIV. I ONLY       | 5- 21    | 319       | 3- 7           | 311        | 345         | 337           | 337  | 32   | 32    |           |
| DIV. I NON-CONF.  | 0- 8     | 339       | 0- 0           | 55         | 105         | 292           | 292  | 32   | 32    |           |
| TOTALS            | RPI 1-25 | RPI 26-50 | W-L RECORDS    | RPI 51-100 | RPI 101-150 | RPI 150+      |      |      |       |           |
| 5- 21             | 0- 0     | 0- 3      | OVERALL        | 0- 1       | 0- 0        | 5- 17         |      |      |       |           |
| 3- 6              | 0- 0     | 0- 0      | HOME           | 0- 0       | 0- 0        | 3- 6          |      |      |       |           |
| 2- 15             | 0- 0     | 0- 0      | AWAY           | 0- 0       | 0- 0        | 2- 1          |      |      |       |           |
| 0- 0              | 0- 0     | 0- 0      | NEUTRAL        | 0- 0       | 0- 0        | 0- 0          |      |      |       |           |
| 0- 8              | 0- 0     | 0- 3      | NON-CONFERENCE | 0- 1       | 0- 0        | 0- 4          |      |      |       |           |
| 0- 0              | 0- 0     | 0- 0      | HOME           | 0- 0       | 0- 0        | 0- 0          |      |      |       |           |
| 0- 8              | 0- 0     | 0- 3      | AWAY           | 0- 1       | 0- 0        | 0- 4          |      |      |       |           |
| 0- 0              | 0- 0     | 0- 0      | NEUTRAL        | 0- 0       | 0- 0        | 0- 0          |      |      |       |           |
| 5- 13             | 0- 0     | 0- 0      | CONFERENCE     | 0- 0       | 0- 0        | 5- 13         |      |      |       |           |
| 3- 6              | 0- 0     | 0- 0      | HOME           | 0- 0       | 0- 0        | 3- 6          |      |      |       |           |
| 2- 7              | 0- 0     | 0- 0      | AWAY           | 0- 0       | 0- 0        | 2- 7          |      |      |       |           |
| 0- 0              | 0- 0     | 0- 0      | NEUTRAL        | 0- 0       | 0- 0        | 0- 0          |      |      |       |           |

| RPI 1-25                  |   |          | RPI 26-50 |     |   | RPI 51-100       |       |     | RPI 101+ Team's RPI: 337 |                  |       |
|---------------------------|---|----------|-----------|-----|---|------------------|-------|-----|--------------------------|------------------|-------|
| RPI                       | S | Opponent | Score     | RPI | S | Opponent         | Score | RPI | S                        | Opponent         | Score |
|                           |   |          |           | 29  | A | Mississippi St.  | 26 83 | 56  | A                        | Iowa St.         | 56 82 |
|                           |   |          |           | 38  | A | Wichita St.      | 26 55 |     |                          |                  |       |
|                           |   |          |           | 46  | A | Oklahoma St.     | 45 90 |     |                          |                  |       |
| LAST 12 Division I GAMES: |   |          |           |     |   |                  |       |     |                          |                  |       |
|                           |   |          |           | 349 | A | Mississippi Val. | 63 51 | 230 | H                        | Southern U.      | 47 72 |
|                           |   |          |           | 276 | H | Jackson St.      | 74 78 | 346 | A                        | Alabama A&M      | 48 72 |
|                           |   |          |           | 312 | H | Grambling        | 45 59 | 277 | A                        | Alabama St.      | 54 62 |
|                           |   |          |           | 247 | A | Prairie View     | 63 84 | 276 | A                        | Jackson St.      | 57 49 |
|                           |   |          |           | 190 | A | Texas Southern   | 58 73 | 312 | A                        | Grambling        | 56 75 |
|                           |   |          |           | 313 | H | Alcorn           | 51 49 | 247 | H                        | Prairie View     | 66 83 |
|                           |   |          |           |     |   |                  |       | 346 | H                        | Alabama A&M      | 70 69 |
|                           |   |          |           |     |   |                  |       | 349 | A                        | Mississippi Val. | 63 51 |
|                           |   |          |           |     |   |                  |       | 349 | H                        | Mississippi Val. | 65 47 |

Non-Div I Games: Lane 83 54 Philander Smith 76 62 Talladega 66 70

Ark.-Pine Bluff

Loss, Non-Conf, S Site, H Home A Away N Neutral



## Arkansas

Through Games Of March 10, 2015

|                   |          |           |                |            |             |               |      |      |       |           |
|-------------------|----------|-----------|----------------|------------|-------------|---------------|------|------|-------|-----------|
| Average RPI Win:  | 126      | WON-LOST  | WINNING        | LAST 10    | STRENGTH OF | OPP. STRENGTH | TEAM | ADJ. | CONF. | ADJ CONF. |
| Average RPI Loss: | 48       | RECORD    | PCT. RANK      | GAMES      | SCHEDULE    | OF SCHEDULE   | RPI  | RPI  | RPI   | RPI       |
| DIV. I ONLY       | 17- 13   | 126       | 5- 5           | 7          | 49          | 44            | 44   | 2    | 2     |           |
| DIV. I NON-CONF.  | 10- 2    | 31        | 0- 0           | 16         | 120         | 21            | 21   | 4    | 4     |           |
| TOTALS            | RPI 1-25 | RPI 26-50 | W-L RECORDS    | RPI 51-100 | RPI 101-150 | RPI 150+      |      |      |       |           |
| 17- 13            | 2- 4     | 0- 5      | OVERALL        | 4- 1       | 6- 2        | 5- 1          |      |      |       |           |
| 9- 6              | 1- 3     | 0- 3      | HOME           | 2- 0       | 2- 0        | 4- 0          |      |      |       |           |
| 5- 6              | 0- 0     | 0- 2      | AWAY           | 1- 1       | 3- 2        | 1- 1          |      |      |       |           |
| 3- 1              | 1- 1     | 0- 0      | NEUTRAL        | 1- 0       | 1- 0        | 0- 0          |      |      |       |           |
| 10- 2             | 2- 0     | 0- 2      | NON-CONFERENCE | 2- 0       | 2- 0        | 4- 0          |      |      |       |           |
| 5- 2              | 1- 0     | 0- 2      | HOME           | 0- 0       | 0- 0        | 4- 0          |      |      |       |           |
| 3- 0              | 0- 0     | 0- 0      | AWAY           | 1- 0       | 2- 0        | 0- 0          |      |      |       |           |
| 2- 0              | 1- 0     | 0- 0      | NEUTRAL        | 1- 0       | 0- 0        | 0- 0          |      |      |       |           |
| 7- 11             | 0- 4     | 0- 3      | CONFERENCE     | 2- 1       | 4- 2        | 1- 1          |      |      |       |           |
| 4- 4              | 0- 3     | 0- 1      | HOME           | 2- 0       | 2- 0        | 0- 0          |      |      |       |           |
| 2- 6              | 0- 0     | 0- 2      | AWAY           | 0- 1       | 1- 2        | 1- 1          |      |      |       |           |
| 1- 1              | 0- 1     | 0- 0      | NEUTRAL        | 0- 0       | 1- 0        | 0- 0          |      |      |       |           |

| RPI 1-25                  |   |                    |       | RPI 26-50 |   |                  |       | Team's RPI: 44 | RPI 51-100 |   |              |       | RPI 101+ |   |                  |       |
|---------------------------|---|--------------------|-------|-----------|---|------------------|-------|----------------|------------|---|--------------|-------|----------|---|------------------|-------|
| RPI                       | S | Opponent           | Score | RPI       | S | Opponent         | Score |                | RPI        | S | Opponent     | Score | RPI      | S | Opponent         | Score |
| 2                         | H | Tennessee          | 51 60 | 29        | A | Mississippi St.  | 57 72 |                | 58         | H | LSU          | 63 41 | 101      | A | Ole Miss         | 57 71 |
| 3                         | H | South Carolina     | 56 73 | 34        | A | Texas A&M        | 55 59 |                | 59         | H | Georgia      | 54 48 | 101      | N | Ole Miss         | 72 61 |
| 3                         | N | South Carolina     | 36 58 | 34        | H | Texas A&M        | 50 52 |                | 63         | A | Vanderbilt   | 53 55 | 102      | A | Missouri         | 41 57 |
| 8                         | H | Kentucky           | 51 56 | 42        | H | Rutgers          | 52 64 |                | 66         | A | Middle Tenn. | 58 51 | 102      | H | Missouri         | 73 55 |
| 9                         | N | Iowa               | 77 67 | 47        | H | South Dakota St. | 75 80 |                | 90         | N | Richmond     | 74 55 | 114      | A | Tulsa            | 64 53 |
| 22                        | H | Oklahoma           | 71 64 |           |   |                  |       |                |            |   |              |       | 123      | A | Missouri St.     | 59 50 |
|                           |   |                    |       |           |   |                  |       |                |            |   |              |       | 150      | A | Auburn           | 54 36 |
|                           |   |                    |       |           |   |                  |       |                |            |   |              |       | 150      | H | Auburn           | 52 47 |
|                           |   |                    |       |           |   |                  |       |                |            |   |              |       | 153      | H | Savannah St.     | 75 46 |
|                           |   |                    |       |           |   |                  |       |                |            |   |              |       | 161      | A | Florida          | 58 72 |
|                           |   |                    |       |           |   |                  |       |                |            |   |              |       | 199      | A | Alabama          | 53 42 |
|                           |   |                    |       |           |   |                  |       |                |            |   |              |       | 210      | H | Nicholls St.     | 63 52 |
|                           |   |                    |       |           |   |                  |       |                |            |   |              |       | 228      | H | Northwestern St. | 78 30 |
|                           |   |                    |       |           |   |                  |       |                |            |   |              |       | 312      | H | Grambling        | 77 35 |
| LAST 12 Division I GAMES: |   |                    |       |           |   |                  |       |                |            |   |              |       |          |   |                  |       |
|                           |   | 3 N South Carolina | 36 58 |           |   | 150 A Auburn     | 54 36 |                |            |   |              |       |          |   |                  |       |
|                           |   | 101 N Ole Miss     | 72 61 |           |   | 34 A Texas A&M   | 55 59 |                |            |   |              |       |          |   |                  |       |
|                           |   | 102 A Missouri     | 41 57 |           |   | 59 H Georgia     | 54 48 |                |            |   |              |       |          |   |                  |       |
|                           |   | 8 H Kentucky       | 51 56 |           |   | 199 A Alabama    | 53 42 |                |            |   |              |       |          |   |                  |       |
|                           |   | 58 H LSU           | 63 41 |           |   | 150 H Auburn     | 52 47 |                |            |   |              |       |          |   |                  |       |
|                           |   | 3 H South Carolina | 56 73 |           |   | 161 A Florida    | 58 72 |                |            |   |              |       |          |   |                  |       |

Non-Div I Games:

Arkansas

■ Loss, 
 ■ Non-Conf, S Site, 
 ■ Home 
 ■ Away 
 N Neutral

|                   |              |            |                |            |             |               |           |           |           |           |
|-------------------|--------------|------------|----------------|------------|-------------|---------------|-----------|-----------|-----------|-----------|
| Average RPI Win:  | <b>193</b>   | WON-LOST   | WINNING        | LAST 10    | STRENGTH OF | OPP. STRENGTH | TEAM      | ADJ.      | CONF.     | ADJ CONF. |
| Average RPI Loss: | <b>87</b>    | RECORD     | PCT. RANK      | GAMES      | SCHEDULE    | OF SCHEDULE   | RPI       | RPI       | RPI       | RPI       |
| DIV. I ONLY       | <b>20- 9</b> | <b>64</b>  | <b>8- 2</b>    | <b>96</b>  | <b>118</b>  | <b>49</b>     | <b>49</b> | <b>14</b> | <b>14</b> |           |
| DIV. I NON-CONF.  | <b>4- 5</b>  | <b>188</b> | <b>0- 0</b>    | <b>24</b>  | <b>26</b>   | <b>75</b>     | <b>75</b> | <b>13</b> | <b>13</b> |           |
| TOTALS            | RPI 1-25     | RPI 26-50  | W-L RECORDS    | RPI 51-100 | RPI 101-150 | RPI 150+      |           |           |           |           |
| 20- 9             | 1- 1         | 1- 3       | OVERALL        | 0- 1       | 6- 2        | 12- 2         |           |           |           |           |
| 12- 1             | 1- 1         | 1- 0       | HOME           | 0- 0       | 3- 0        | 7- 0          |           |           |           |           |
| 8- 8              | 0- 0         | 0- 3       | AWAY           | 0- 1       | 3- 2        | 5- 2          |           |           |           |           |
| 0- 0              | 0- 0         | 0- 0       | NEUTRAL        | 0- 0       | 0- 0        | 0- 0          |           |           |           |           |
| 4- 5              | 1- 1         | 0- 2       | NON-CONFERENCE | 0- 1       | 1- 1        | 2- 0          |           |           |           |           |
| 2- 1              | 1- 1         | 0- 0       | HOME           | 0- 0       | 0- 0        | 1- 0          |           |           |           |           |
| 2- 4              | 0- 0         | 0- 2       | AWAY           | 0- 1       | 1- 1        | 1- 0          |           |           |           |           |
| 0- 0              | 0- 0         | 0- 0       | NEUTRAL        | 0- 0       | 0- 0        | 0- 0          |           |           |           |           |
| 16- 4             | 0- 0         | 1- 1       | CONFERENCE     | 0- 0       | 5- 1        | 10- 2         |           |           |           |           |
| 10- 0             | 0- 0         | 1- 0       | HOME           | 0- 0       | 3- 0        | 6- 0          |           |           |           |           |
| 6- 4              | 0- 0         | 0- 1       | AWAY           | 0- 0       | 2- 1        | 4- 2          |           |           |           |           |
| 0- 0              | 0- 0         | 0- 0       | NEUTRAL        | 0- 0       | 0- 0        | 0- 0          |           |           |           |           |

| RPI 1-25                  |   |                 |              | RPI 26-50 |   |                 |              | Team's RPI: 49 | RPI 51-100 |   |          |              | RPI 101+ |   |                 |              |
|---------------------------|---|-----------------|--------------|-----------|---|-----------------|--------------|----------------|------------|---|----------|--------------|----------|---|-----------------|--------------|
| RPI                       | S | Opponent        | Score        | RPI       | S | Opponent        | Score        |                | RPI        | S | Opponent | Score        | RPI      | S | Opponent        | Score        |
| 14                        | H | FGCU            | 68 <b>74</b> | 27        | A | Ohio St.        | 52 <b>67</b> |                | 99         | A | Colorado | 69 <b>80</b> | 107      | A | Kansas          | 48 <b>62</b> |
| 20                        | H | Chattanooga     | 57 52        | 29        | A | Mississippi St. | 83 <b>93</b> |                |            |   |          |              | 112      | A | Troy            | 82 76        |
|                           |   |                 |              | 31        | A | UALR            | 61 <b>63</b> |                |            |   |          |              | 112      | H | Troy            | 91 72        |
|                           |   |                 |              | 31        | H | UALR            | 70 69        |                |            |   |          |              | 123      | A | Missouri St.    | 78 62        |
|                           |   |                 |              |           |   |                 |              |                |            |   |          |              | 148      | A | Texas St.       | 74 <b>83</b> |
|                           |   |                 |              |           |   |                 |              |                |            |   |          |              | 148      | H | Texas St.       | 68 48        |
|                           |   |                 |              |           |   |                 |              |                |            |   |          |              | 149      | A | Texas-Arlington | 80 77        |
|                           |   |                 |              |           |   |                 |              |                |            |   |          |              | 149      | H | Texas-Arlington | 67 62        |
|                           |   |                 |              |           |   |                 |              |                |            |   |          |              | 155      | A | La.-Lafayette   | 57 <b>69</b> |
|                           |   |                 |              |           |   |                 |              |                |            |   |          |              | 155      | H | La.-Lafayette   | 87 65        |
|                           |   |                 |              |           |   |                 |              |                |            |   |          |              | 171      | A | Appalachian St. | 69 <b>70</b> |
|                           |   |                 |              |           |   |                 |              |                |            |   |          |              | 171      | H | Appalachian St. | 89 75        |
|                           |   |                 |              |           |   |                 |              |                |            |   |          |              | 220      | A | La.-Monroe      | 77 57        |
|                           |   |                 |              |           |   |                 |              |                |            |   |          |              | 220      | H | La.-Monroe      | 69 61        |
|                           |   |                 |              |           |   |                 |              |                |            |   |          |              | 234      | A | Georgia St.     | 61 47        |
|                           |   |                 |              |           |   |                 |              |                |            |   |          |              | 234      | H | Georgia St.     | 76 65        |
|                           |   |                 |              |           |   |                 |              |                |            |   |          |              | 276      | H | Jackson St.     | 92 60        |
|                           |   |                 |              |           |   |                 |              |                |            |   |          |              | 287      | A | Kent St.        | 59 44        |
|                           |   |                 |              |           |   |                 |              |                |            |   |          |              | 295      | A | Ga. Southern    | 81 73        |
|                           |   |                 |              |           |   |                 |              |                |            |   |          |              | 295      | H | Ga. Southern    | 86 63        |
|                           |   |                 |              |           |   |                 |              |                |            |   |          |              | 317      | A | South Ala.      | 62 50        |
|                           |   |                 |              |           |   |                 |              |                |            |   |          |              | 317      | H | South Ala.      | 70 60        |
| LAST 12 Division I GAMES: |   |                 |              |           |   |                 |              |                |            |   |          |              |          |   |                 |              |
| 155                       | H | La.-Lafayette   | 87 65        | 295       | A | Ga. Southern    | 81 73        |                |            |   |          |              |          |   |                 |              |
| 317                       | H | South Ala.      | 70 60        | 112       | H | Troy            | 91 72        |                |            |   |          |              |          |   |                 |              |
| 148                       | A | Texas St.       | 74 <b>83</b> | 234       | A | Georgia St.     | 61 47        |                |            |   |          |              |          |   |                 |              |
| 149                       | H | Texas-Arlington | 67 62        | 31        | H | UALR            | 70 69        |                |            |   |          |              |          |   |                 |              |
| 220                       | H | La.-Monroe      | 69 61        | 112       | A | Troy            | 82 76        |                |            |   |          |              |          |   |                 |              |
| 31                        | A | UALR            | 61 <b>63</b> | 155       | A | La.-Lafayette   | 57 <b>69</b> |                |            |   |          |              |          |   |                 |              |

Non-Div I Games: Christian Bros. 79 39

Arkansas St.

■ Loss, 
 ■ Non-Conf, S Site, 
 ■ Home 
 ■ Away 
 N Neutral

|                              |          |           |                |             |               |          |      |       |           |
|------------------------------|----------|-----------|----------------|-------------|---------------|----------|------|-------|-----------|
| Average RPI Win: <b>231</b>  | WON-LOST | WINNING   | LAST 10        | STRENGTH OF | OPP. STRENGTH | TEAM     | ADJ. | CONF. | ADJ CONF. |
| Average RPI Loss: <b>143</b> | RECORD   | PCT. RANK | GAMES          | SCHEDULE    | OF SCHEDULE   | RPI      | RPI  | RPI   | RPI       |
| DIV. I ONLY                  | 22- 7    | 34        | 8- 2           | 294         | 234           | 96       | 96   | 18    | 18        |
| DIV. I NON-CONF.             | 7- 2     | 47        | 0- 0           | 339         | 304           | 128      | 128  | 20    | 20        |
| TOTALS                       | RPI 1-25 | RPI 26-50 | W-L RECORDS    | RPI 51-100  | RPI 101-150   | RPI 150+ |      |       |           |
| 22- 7                        | 0- 1     | 0- 0      | OVERALL        | 1- 1        | 2- 2          | 19- 3    |      |       |           |
| 12- 2                        | 0- 0     | 0- 0      | HOME           | 1- 0        | 1- 1          | 10- 1    |      |       |           |
| 10- 5                        | 0- 1     | 0- 0      | AWAY           | 0- 1        | 1- 1          | 9- 2     |      |       |           |
| 0- 0                         | 0- 0     | 0- 0      | NEUTRAL        | 0- 0        | 0- 0          | 0- 0     |      |       |           |
| 7- 2                         | 0- 1     | 0- 0      | NON-CONFERENCE | 0- 0        | 1- 0          | 6- 1     |      |       |           |
| 3- 0                         | 0- 0     | 0- 0      | HOME           | 0- 0        | 0- 0          | 3- 0     |      |       |           |
| 4- 2                         | 0- 1     | 0- 0      | AWAY           | 0- 0        | 1- 0          | 3- 1     |      |       |           |
| 0- 0                         | 0- 0     | 0- 0      | NEUTRAL        | 0- 0        | 0- 0          | 0- 0     |      |       |           |
| 15- 5                        | 0- 0     | 0- 0      | CONFERENCE     | 1- 1        | 1- 2          | 13- 2    |      |       |           |
| 9- 2                         | 0- 0     | 0- 0      | HOME           | 1- 0        | 1- 1          | 7- 1     |      |       |           |
| 6- 3                         | 0- 0     | 0- 0      | AWAY           | 0- 1        | 0- 1          | 6- 1     |      |       |           |
| 0- 0                         | 0- 0     | 0- 0      | NEUTRAL        | 0- 0        | 0- 0          | 0- 0     |      |       |           |

| RPI 1-25                  |   |            |              | RPI 26-50 |   |                 |       | RPI 51-100 |   |          |              | RPI 101+ |   |                      |              |
|---------------------------|---|------------|--------------|-----------|---|-----------------|-------|------------|---|----------|--------------|----------|---|----------------------|--------------|
| RPI                       | S | Opponent   | Score        | RPI       | S | Opponent        | Score | RPI        | S | Opponent | Score        | RPI      | S | Opponent             | Score        |
| 24                        | A | Quinnipiac | 64 <b>79</b> |           |   |                 |       | 54         | A | American | 42 <b>45</b> | 106      | A | Lehigh               | 51 <b>63</b> |
|                           |   |            |              |           |   |                 |       | 54         | H | American | 68 60        | 106      | H | Lehigh               | 57 <b>76</b> |
|                           |   |            |              |           |   |                 |       |            |   |          |              | 106      | H | Lehigh               | 66 62        |
|                           |   |            |              |           |   |                 |       |            |   |          |              | 146      | A | Central Conn. St.    | 74 60        |
|                           |   |            |              |           |   |                 |       |            |   |          |              | 164      | A | Bucknell             | 50 46        |
|                           |   |            |              |           |   |                 |       |            |   |          |              | 164      | H | Bucknell             | 67 45        |
|                           |   |            |              |           |   |                 |       |            |   |          |              | 183      | A | Holy Cross           | 53 51        |
|                           |   |            |              |           |   |                 |       |            |   |          |              | 183      | H | Holy Cross           | 67 53        |
|                           |   |            |              |           |   |                 |       |            |   |          |              | 188      | H | Stony Brook          | 68 59        |
|                           |   |            |              |           |   |                 |       |            |   |          |              | 195      | A | Navy                 | 58 46        |
|                           |   |            |              |           |   |                 |       |            |   |          |              | 195      | H | Navy                 | 50 <b>53</b> |
|                           |   |            |              |           |   |                 |       |            |   |          |              | 213      | A | Lafayette            | 60 <b>71</b> |
|                           |   |            |              |           |   |                 |       |            |   |          |              | 213      | H | Lafayette            | 57 41        |
|                           |   |            |              |           |   |                 |       |            |   |          |              | 229      | A | Pepperdine           | 56 44        |
|                           |   |            |              |           |   |                 |       |            |   |          |              | 263      | A | Colgate              | 64 62        |
|                           |   |            |              |           |   |                 |       |            |   |          |              | 263      | H | Colgate              | 48 45        |
|                           |   |            |              |           |   |                 |       |            |   |          |              | 263      | H | Colgate              | 48 47        |
|                           |   |            |              |           |   |                 |       |            |   |          |              | 268      | H | St. Francis Brooklyn | 61 55        |
|                           |   |            |              |           |   |                 |       |            |   |          |              | 286      | A | Loyola Maryland      | 62 53        |
|                           |   |            |              |           |   |                 |       |            |   |          |              | 286      | H | Loyola Maryland      | 55 44        |
|                           |   |            |              |           |   |                 |       |            |   |          |              | 301      | A | Fairleigh Dickinson  | 48 <b>56</b> |
|                           |   |            |              |           |   |                 |       |            |   |          |              | 321      | A | Boston U.            | 65 40        |
|                           |   |            |              |           |   |                 |       |            |   |          |              | 321      | H | Boston U.            | 64 50        |
|                           |   |            |              |           |   |                 |       |            |   |          |              | 322      | A | Manhattan            | 81 49        |
|                           |   |            |              |           |   |                 |       |            |   |          |              | 329      | A | UC Santa Barbara     | 61 39        |
|                           |   |            |              |           |   |                 |       |            |   |          |              | 344      | H | Air Force            | 79 35        |
| LAST 12 Division I GAMES: |   |            |              |           |   |                 |       |            |   |          |              |          |   |                      |              |
| 106                       | H | Lehigh     | 57 <b>76</b> | 164       | A | Bucknell        | 50 46 |            |   |          |              |          |   |                      |              |
| 263                       | H | Colgate    | 48 45        | 183       | A | Holy Cross      | 53 51 |            |   |          |              |          |   |                      |              |
| 213                       | H | Lafayette  | 57 41        | 195       | A | Navy            | 58 46 |            |   |          |              |          |   |                      |              |
| 321                       | H | Boston U.  | 64 50        | 106       | H | Lehigh          | 66 62 |            |   |          |              |          |   |                      |              |
| 54                        | A | American   | 42 <b>45</b> | 286       | A | Loyola Maryland | 62 53 |            |   |          |              |          |   |                      |              |
| 263                       | H | Colgate    | 48 47        | 321       | A | Boston U.       | 65 40 |            |   |          |              |          |   |                      |              |

Non-Div I Games: St. Thomas Aquinas 70 45

Army

■ Loss, 
 ■ Non-Conf, S Site, 
 ■ Home 
 ■ Away 
 N Neutral

| RPI 1-25                  |   |                |       | RPI 26-50 |   |                 |       | RPI 51-100 |   |                 |       | RPI 101+ Team's RPI: 150 |   |                  |       |
|---------------------------|---|----------------|-------|-----------|---|-----------------|-------|------------|---|-----------------|-------|--------------------------|---|------------------|-------|
| RPI                       | S | Opponent       | Score | RPI       | S | Opponent        | Score | RPI        | S | Opponent        | Score | RPI                      | S | Opponent         | Score |
| 2                         | H | Tennessee      | 42 54 | 29        | H | Mississippi St. | 48 59 | 58         | H | LSU             | 49 60 | 101                      | H | Ole Miss         | 46 51 |
| 3                         | A | South Carolina | 58 77 | 34        | A | Texas A&M       | 45 78 | 59         | A | Georgia         | 44 26 | 102                      | A | Missouri         | 49 59 |
| 8                         | A | Kentucky       | 57 78 | 34        | N | Texas A&M       | 47 57 | 59         | H | Georgia         | 52 57 | 105                      | N | Hampton          | 42 44 |
| 14                        | H | FGCU           | 72 69 | 44        | A | Arkansas        | 47 52 | 63         | A | Vanderbilt      | 70 58 | 110                      | A | Virginia         | 51 66 |
|                           |   |                |       | 44        | H | Arkansas        | 36 54 | 85         | A | St. John's (NY) | 49 56 | 112                      | H | Troy             | 71 54 |
|                           |   |                |       |           |   |                 |       |            |   |                 |       | 153                      | H | Savannah St.     | 62 56 |
|                           |   |                |       |           |   |                 |       |            |   |                 |       | 161                      | H | Florida          | 50 63 |
|                           |   |                |       |           |   |                 |       |            |   |                 |       | 161                      | N | Florida          | 71 49 |
|                           |   |                |       |           |   |                 |       |            |   |                 |       | 196                      | A | Winthrop         | 54 56 |
|                           |   |                |       |           |   |                 |       |            |   |                 |       | 199                      | A | Alabama          | 50 51 |
|                           |   |                |       |           |   |                 |       |            |   |                 |       | 199                      | H | Alabama          | 80 73 |
|                           |   |                |       |           |   |                 |       |            |   |                 |       | 202                      | H | Samford          | 64 41 |
|                           |   |                |       |           |   |                 |       |            |   |                 |       | 247                      | H | Marquette        | 79 53 |
|                           |   |                |       |           |   |                 |       |            |   |                 |       | 255                      | N | SMU              | 56 43 |
|                           |   |                |       |           |   |                 |       |            |   |                 |       | 312                      | H | Grambling        | 92 42 |
|                           |   |                |       |           |   |                 |       |            |   |                 |       | 332                      | H | Southeastern La. | 72 44 |
|                           |   |                |       |           |   |                 |       |            |   |                 |       | 333                      | A | FIU              | 81 44 |
| LAST 12 Division I GAMES: |   |                |       |           |   |                 |       |            |   |                 |       |                          |   |                  |       |
|                           |   |                |       | 34        | N | Texas A&M       | 47 57 | 44         | H | Arkansas        | 36 54 |                          |   |                  |       |
|                           |   |                |       | 161       | N | Florida         | 71 49 | 102        | A | Missouri        | 49 59 |                          |   |                  |       |
|                           |   |                |       | 199       | H | Alabama         | 80 73 | 58         | H | LSU             | 49 60 |                          |   |                  |       |
|                           |   |                |       | 63        | A | Vanderbilt      | 70 58 | 34         | A | Texas A&M       | 45 78 |                          |   |                  |       |
|                           |   |                |       | 59        | A | Georgia         | 44 26 | 44         | A | Arkansas        | 47 52 |                          |   |                  |       |
|                           |   |                |       | 101       | H | Ole Miss        | 46 51 | 29         | H | Mississippi St. | 48 59 |                          |   |                  |       |

Auburn

Page 20

|                   |          |           |                |            |             |               |      |      |       |           |
|-------------------|----------|-----------|----------------|------------|-------------|---------------|------|------|-------|-----------|
| Average RPI Win:  | 258      | WON-LOST  | WINNING        | LAST 10    | STRENGTH OF | OPP. STRENGTH | TEAM | ADJ. | CONF. | ADJ CONF. |
| Average RPI Loss: | 176      | RECORD    | PCT. RANK      | GAMES      | SCHEDULE    | OF SCHEDULE   | RPI  | RPI  | RPI   | RPI       |
| DIV. I ONLY       | 9- 20    | 272       | 3- 7           | 176        | 308         | 260           | 260  | 26   | 26    |           |
| DIV. I NON-CONF.  | 2- 10    | 311       | 0- 0           | 38         | 253         | 237           | 237  | 26   | 26    |           |
| TOTALS            | RPI 1-25 | RPI 26-50 | W-L RECORDS    | RPI 51-100 | RPI 101-150 | RPI 150+      |      |      |       |           |
| 9- 20             | 0- 1     | 0- 1      | OVERALL        | 0- 3       | 0- 2        | 9- 13         |      |      |       |           |
| 4- 8              | 0- 0     | 0- 1      | HOME           | 0- 1       | 0- 1        | 4- 5          |      |      |       |           |
| 4- 10             | 0- 1     | 0- 0      | AWAY           | 0- 2       | 0- 1        | 4- 6          |      |      |       |           |
| 1- 2              | 0- 0     | 0- 0      | NEUTRAL        | 0- 0       | 0- 0        | 1- 2          |      |      |       |           |
| 2- 10             | 0- 1     | 0- 1      | NON-CONFERENCE | 0- 3       | 0- 0        | 2- 5          |      |      |       |           |
| 1- 3              | 0- 0     | 0- 1      | HOME           | 0- 1       | 0- 0        | 1- 1          |      |      |       |           |
| 0- 6              | 0- 1     | 0- 0      | AWAY           | 0- 2       | 0- 0        | 0- 3          |      |      |       |           |
| 1- 1              | 0- 0     | 0- 0      | NEUTRAL        | 0- 0       | 0- 0        | 1- 1          |      |      |       |           |
| 7- 10             | 0- 0     | 0- 0      | CONFERENCE     | 0- 0       | 0- 2        | 7- 8          |      |      |       |           |
| 3- 5              | 0- 0     | 0- 0      | HOME           | 0- 0       | 0- 1        | 3- 4          |      |      |       |           |
| 4- 4              | 0- 0     | 0- 0      | AWAY           | 0- 0       | 0- 1        | 4- 3          |      |      |       |           |
| 0- 1              | 0- 0     | 0- 0      | NEUTRAL        | 0- 0       | 0- 0        | 0- 1          |      |      |       |           |

| RPI 1-25                  |   |                   |       | RPI 26-50 |   |                   |       | RPI 51-100 |   |                |       | RPI 101+ Team's RPI: 260 |   |                   |       |
|---------------------------|---|-------------------|-------|-----------|---|-------------------|-------|------------|---|----------------|-------|--------------------------|---|-------------------|-------|
| RPI                       | S | Opponent          | Score | RPI       | S | Opponent          | Score | RPI        | S | Opponent       | Score | RPI                      | S | Opponent          | Score |
| 20                        | A | Chattanooga       | 65 76 | 30        | H | Western Ky.       | 68 91 | 89         | H | Wright St.     | 73 85 | 131                      | A | UT Martin         | 63 91 |
|                           |   |                   |       |           |   |                   |       | 93         | A | Southern Miss. | 71 80 | 131                      | H | UT Martin         | 61 71 |
|                           |   |                   |       |           |   |                   |       | 98         | A | Montana        | 62 83 | 151                      | N | Saint Louis       | 86 81 |
|                           |   |                   |       |           |   |                   |       |            |   |                |       | 157                      | H | Tennessee St.     | 78 81 |
|                           |   |                   |       |           |   |                   |       |            |   |                |       | 158                      | N | Oral Roberts      | 60 73 |
|                           |   |                   |       |           |   |                   |       |            |   |                |       | 163                      | H | Southern Ill.     | 65 75 |
|                           |   |                   |       |           |   |                   |       |            |   |                |       | 172                      | H | Belmont           | 72 59 |
|                           |   |                   |       |           |   |                   |       |            |   |                |       | 176                      | A | SIUE              | 67 87 |
|                           |   |                   |       |           |   |                   |       |            |   |                |       | 176                      | H | SIUE              | 62 77 |
|                           |   |                   |       |           |   |                   |       |            |   |                |       | 176                      | N | SIUE              | 69 72 |
|                           |   |                   |       |           |   |                   |       |            |   |                |       | 187                      | A | Memphis           | 60 65 |
|                           |   |                   |       |           |   |                   |       |            |   |                |       | 206                      | A | Jacksonville St.  | 57 54 |
|                           |   |                   |       |           |   |                   |       |            |   |                |       | 245                      | H | Morehead St.      | 72 82 |
|                           |   |                   |       |           |   |                   |       |            |   |                |       | 249                      | A | Central Ark.      | 54 63 |
|                           |   |                   |       |           |   |                   |       |            |   |                |       | 251                      | A | Evansville        | 68 72 |
|                           |   |                   |       |           |   |                   |       |            |   |                |       | 275                      | H | Grand Canyon      | 84 77 |
|                           |   |                   |       |           |   |                   |       |            |   |                |       | 289                      | A | Eastern Ky.       | 81 71 |
|                           |   |                   |       |           |   |                   |       |            |   |                |       | 299                      | A | Eastern Ill.      | 66 63 |
|                           |   |                   |       |           |   |                   |       |            |   |                |       | 299                      | H | Eastern Ill.      | 83 72 |
|                           |   |                   |       |           |   |                   |       |            |   |                |       | 316                      | A | Southeast Mo. St. | 72 67 |
|                           |   |                   |       |           |   |                   |       |            |   |                |       | 316                      | H | Southeast Mo. St. | 70 62 |
|                           |   |                   |       |           |   |                   |       |            |   |                |       | 331                      | A | Murray St.        | 67 72 |
|                           |   |                   |       |           |   |                   |       |            |   |                |       | 331                      | H | Murray St.        | 84 98 |
|                           |   |                   |       |           |   |                   |       |            |   |                |       | 335                      | A | Tennessee Tech    | 71 75 |
| LAST 12 Division I GAMES: |   |                   |       |           |   |                   |       |            |   |                |       |                          |   |                   |       |
| 176                       | N | SIUE              | 69 72 | 331       | H | Murray St.        | 84 98 |            |   |                |       |                          |   |                   |       |
| 316                       | A | Southeast Mo. St. | 72 67 | 131       | H | UT Martin         | 61 71 |            |   |                |       |                          |   |                   |       |
| 331                       | A | Murray St.        | 67 72 | 316       | H | Southeast Mo. St. | 70 62 |            |   |                |       |                          |   |                   |       |
| 176                       | H | SIUE              | 62 77 | 176       | A | SIUE              | 67 87 |            |   |                |       |                          |   |                   |       |
| 131                       | A | UT Martin         | 63 91 | 299       | A | Eastern Ill.      | 66 63 |            |   |                |       |                          |   |                   |       |
| 299                       | H | Eastern Ill.      | 83 72 | 245       | H | Morehead St.      | 72 82 |            |   |                |       |                          |   |                   |       |

Non-Div I Games: Brescia 99 63

Austin Peay

■ Loss, 
 ■ Non-Conf, 
 ■ S Site, 
 ■ Home 
 ■ A Away 
 N Neutral

|                   |          |           |                |            |             |               |      |      |       |           |
|-------------------|----------|-----------|----------------|------------|-------------|---------------|------|------|-------|-----------|
| Average RPI Win:  | 189      | WON-LOST  | WINNING        | LAST 10    | STRENGTH OF | OPP. STRENGTH | TEAM | ADJ. | CONF. | ADJ CONF. |
| Average RPI Loss: | 51       | RECORD    | PCT. RANK      | GAMES      | SCHEDULE    | OF SCHEDULE   | RPI  | RPI  | RPI   | RPI       |
| DIV. I ONLY       | 22- 9    | 57        | 5- 4           | 84         | 100         | 51            | 51   | 9    | 9     |           |
| DIV. I NON-CONF.  | 7- 3     | 83        | 0- 0           | 144        | 143         | 81            | 81   | 7    | 7     |           |
| TOTALS            | RPI 1-25 | RPI 26-50 | W-L RECORDS    | RPI 51-100 | RPI 101-150 | RPI 150+      |      |      |       |           |
| 22- 9             | 0- 1     | 1- 3      | OVERALL        | 4- 5       | 4- 0        | 13- 0         |      |      |       |           |
| 10- 3             | 0- 0     | 0- 1      | HOME           | 2- 2       | 1- 0        | 7- 0          |      |      |       |           |
| 7- 5              | 0- 0     | 0- 2      | AWAY           | 0- 3       | 1- 0        | 6- 0          |      |      |       |           |
| 5- 1              | 0- 1     | 1- 0      | NEUTRAL        | 2- 0       | 2- 0        | 0- 0          |      |      |       |           |
| 7- 3              | 0- 1     | 0- 1      | NON-CONFERENCE | 1- 1       | 1- 0        | 5- 0          |      |      |       |           |
| 3- 1              | 0- 0     | 0- 0      | HOME           | 0- 1       | 0- 0        | 3- 0          |      |      |       |           |
| 2- 1              | 0- 0     | 0- 1      | AWAY           | 0- 0       | 0- 0        | 2- 0          |      |      |       |           |
| 2- 1              | 0- 1     | 0- 0      | NEUTRAL        | 1- 0       | 1- 0        | 0- 0          |      |      |       |           |
| 15- 6             | 0- 0     | 1- 2      | CONFERENCE     | 3- 4       | 3- 0        | 8- 0          |      |      |       |           |
| 7- 2              | 0- 0     | 0- 1      | HOME           | 2- 1       | 1- 0        | 4- 0          |      |      |       |           |
| 5- 4              | 0- 0     | 0- 1      | AWAY           | 0- 3       | 1- 0        | 4- 0          |      |      |       |           |
| 3- 0              | 0- 0     | 1- 0      | NEUTRAL        | 1- 0       | 1- 0        | 0- 0          |      |      |       |           |

| RPI 1-25                  |   |            |       | RPI 26-50 |   |                  |       | RPI 51-100 |   |                  |       | Team's RPI: 51 |  | RPI 101+ |   |                  |       |
|---------------------------|---|------------|-------|-----------|---|------------------|-------|------------|---|------------------|-------|----------------|--|----------|---|------------------|-------|
| RPI                       | S | Opponent   | Score | RPI       | S | Opponent         | Score | RPI        | S | Opponent         | Score |                |  | RPI      | S | Opponent         | Score |
| 18                        | N | Oregon St. | 61 71 | 39        | A | Gonzaga          | 62 78 | 55         | A | San Diego        | 59 69 |                |  | 132      | A | San Francisco    | 68 63 |
|                           |   |            |       | 39        | H | Gonzaga          | 66 73 | 55         | H | San Diego        | 54 50 |                |  | 132      | H | San Francisco    | 65 62 |
|                           |   |            |       | 39        | N | Gonzaga          | 61 55 | 60         | A | St. Mary's (CA)  | 71 76 |                |  | 132      | N | San Francisco    | 76 65 |
|                           |   |            |       | 47        | A | South Dakota St. | 65 75 | 60         | H | St. Mary's (CA)  | 51 61 |                |  | 144      | N | Butler           | 81 62 |
|                           |   |            |       |           |   |                  |       | 60         | N | St. Mary's (CA)  | 65 64 |                |  | 224      | A | Santa Clara      | 58 56 |
|                           |   |            |       |           |   |                  |       | 61         | A | Pacific          | 82 86 |                |  | 224      | H | Santa Clara      | 84 55 |
|                           |   |            |       |           |   |                  |       | 61         | H | Pacific          | 89 72 |                |  | 229      | A | Pepperdine       | 84 78 |
|                           |   |            |       |           |   |                  |       | 80         | N | Colorado St.     | 69 58 |                |  | 229      | H | Pepperdine       | 77 58 |
|                           |   |            |       |           |   |                  |       | 84         | H | CSUN             | 54 63 |                |  | 232      | H | UNLV             | 76 61 |
|                           |   |            |       |           |   |                  |       |            |   |                  |       |                |  | 238      | A | Utah             | 60 56 |
|                           |   |            |       |           |   |                  |       |            |   |                  |       |                |  | 258      | H | Weber St.        | 64 53 |
|                           |   |            |       |           |   |                  |       |            |   |                  |       |                |  | 270      | A | Loyola Marymount | 71 63 |
|                           |   |            |       |           |   |                  |       |            |   |                  |       |                |  | 270      | H | Loyola Marymount | 74 59 |
|                           |   |            |       |           |   |                  |       |            |   |                  |       |                |  | 273      | A | Utah St.         | 62 58 |
|                           |   |            |       |           |   |                  |       |            |   |                  |       |                |  | 285      | H | Nevada           | 65 60 |
|                           |   |            |       |           |   |                  |       |            |   |                  |       |                |  | 292      | A | Portland         | 83 79 |
|                           |   |            |       |           |   |                  |       |            |   |                  |       |                |  | 292      | H | Portland         | 65 63 |
| LAST 12 Division I GAMES: |   |            |       |           |   |                  |       |            |   |                  |       |                |  |          |   |                  |       |
|                           |   |            |       | 132       | N | San Francisco    | 76 65 | 61         | A | Pacific          | 82 86 |                |  |          |   |                  |       |
|                           |   |            |       | 39        | N | Gonzaga          | 61 55 | 60         | A | St. Mary's (CA)  | 71 76 |                |  |          |   |                  |       |
|                           |   |            |       | 60        | N | St. Mary's (CA)  | 65 64 | 270        | H | Loyola Marymount | 74 59 |                |  |          |   |                  |       |
|                           |   |            |       | 39        | H | Gonzaga          | 66 73 | 229        | H | Pepperdine       | 77 58 |                |  |          |   |                  |       |
|                           |   |            |       | 292       | H | Portland         | 65 63 | 224        | A | Santa Clara      | 58 56 |                |  |          |   |                  |       |
|                           |   |            |       | 55        | A | San Diego        | 59 69 | 132        | A | San Francisco    | 68 63 |                |  |          |   |                  |       |

Non-Div I Games: BYU-Hawaii 73 52

BYU

■ Loss, 
 ■ Non-Conf, 
 ■ S Site, 
 ■ Home 
 ■ A Away 
 N Neutral

Bakersfield

Through Games Of March 10, 2015

|                              |          |           |                |             |               |          |      |       |           |
|------------------------------|----------|-----------|----------------|-------------|---------------|----------|------|-------|-----------|
| Average RPI Win: <b>259</b>  | WON-LOST | WINNING   | LAST 10        | STRENGTH OF | OPP. STRENGTH | TEAM     | ADJ. | CONF. | ADJ CONF. |
| Average RPI Loss: <b>166</b> | RECORD   | PCT. RANK | GAMES          | SCHEDULE    | OF SCHEDULE   | RPI      | RPI  | RPI   | RPI       |
| DIV. I ONLY                  | 21- 7    | 35        | 9- 1           | 328         | 275           | 117      | 117  | 30    | 30        |
| DIV. I NON-CONF.             | 10- 4    | 80        | 0- 0           | 289         | 138           | 111      | 111  | 30    | 30        |
| TOTALS                       | RPI 1-25 | RPI 26-50 | W-L RECORDS    | RPI 51-100  | RPI 101-150   | RPI 150+ |      |       |           |
| 21- 7                        | 0- 1     | 1- 1      | OVERALL        | 1- 0        | 2- 2          | 17- 3    |      |       |           |
| 15- 0                        | 0- 0     | 1- 0      | HOME           | 1- 0        | 2- 0          | 11- 0    |      |       |           |
| 6- 7                         | 0- 1     | 0- 1      | AWAY           | 0- 0        | 0- 2          | 6- 3     |      |       |           |
| 0- 0                         | 0- 0     | 0- 0      | NEUTRAL        | 0- 0        | 0- 0          | 0- 0     |      |       |           |
| 10- 4                        | 0- 1     | 1- 1      | NON-CONFERENCE | 1- 0        | 1- 1          | 7- 1     |      |       |           |
| 8- 0                         | 0- 0     | 1- 0      | HOME           | 1- 0        | 1- 0          | 5- 0     |      |       |           |
| 2- 4                         | 0- 1     | 0- 1      | AWAY           | 0- 0        | 0- 1          | 2- 1     |      |       |           |
| 0- 0                         | 0- 0     | 0- 0      | NEUTRAL        | 0- 0        | 0- 0          | 0- 0     |      |       |           |
| 11- 3                        | 0- 0     | 0- 0      | CONFERENCE     | 0- 0        | 1- 1          | 10- 2    |      |       |           |
| 7- 0                         | 0- 0     | 0- 0      | HOME           | 0- 0        | 1- 0          | 6- 0     |      |       |           |
| 4- 3                         | 0- 0     | 0- 0      | AWAY           | 0- 0        | 0- 1          | 4- 2     |      |       |           |
| 0- 0                         | 0- 0     | 0- 0      | NEUTRAL        | 0- 0        | 0- 0          | 0- 0     |      |       |           |

| RPI 1-25                  |   |             | RPI 26-50 |     |   | RPI 51-100        |       |     | RPI 101+ Team's RPI: 117 |          |       |
|---------------------------|---|-------------|-----------|-----|---|-------------------|-------|-----|--------------------------|----------|-------|
| RPI                       | S | Opponent    | Score     | RPI | S | Opponent          | Score | RPI | S                        | Opponent | Score |
| 16                        | A | Arizona St. | 54 83     | 36  | A | Nebraska          | 45 54 | 71  | H                        | Hawaii   | 78 69 |
|                           |   |             |           | 50  | H | Fresno St.        | 80 60 |     |                          |          |       |
| LAST 12 Division I GAMES: |   |             |           |     |   |                   |       |     |                          |          |       |
|                           |   |             |           | 326 | H | Utah Valley       | 78 54 |     |                          |          |       |
|                           |   |             |           | 306 | H | Seattle           | 73 61 |     |                          |          |       |
|                           |   |             |           | 342 | A | UMKC              | 78 76 |     |                          |          |       |
|                           |   |             |           | 345 | A | Chicago St.       | 83 57 |     |                          |          |       |
|                           |   |             |           | 135 | H | New Mexico St.    | 82 78 |     |                          |          |       |
|                           |   |             |           | 205 | H | Tex.-Pan American | 87 72 |     |                          |          |       |
|                           |   |             |           | 275 | A | Grand Canyon      | 65 60 |     |                          |          |       |
|                           |   |             |           | 326 | A | Utah Valley       | 58 70 |     |                          |          |       |
|                           |   |             |           | 306 | A | Seattle           | 69 62 |     |                          |          |       |
|                           |   |             |           | 342 | H | UMKC              | 70 67 |     |                          |          |       |
|                           |   |             |           | 344 | H | Air Force         | 96 56 |     |                          |          |       |
|                           |   |             |           | 345 | A | Chicago St.       | 83 57 |     |                          |          |       |
|                           |   |             |           | 345 | H | Chicago St.       | 83 58 |     |                          |          |       |

Non-Div I Games: Fresno Pacific 82 60

Bakersfield

Loss, Non-Conf, S Site, H Home A Away N Neutral

|                   |          |           |                |            |             |               |      |      |       |           |
|-------------------|----------|-----------|----------------|------------|-------------|---------------|------|------|-------|-----------|
| Average RPI Win:  | 207      | WON-LOST  | WINNING        | LAST 10    | STRENGTH OF | OPP. STRENGTH | TEAM | ADJ. | CONF. | ADJ CONF. |
| Average RPI Loss: | 101      | RECORD    | PCT. RANK      | GAMES      | SCHEDULE    | OF SCHEDULE   | RPI  | RPI  | RPI   | RPI       |
| DIV. I ONLY       | 17- 12   | 115       | 7- 3           | 163        | 126         | 120           | 120  | 15   | 15    |           |
| DIV. I NON-CONF.  | 4- 7     | 221       | 0- 0           | 152        | 34          | 226           | 226  | 17   | 17    |           |
| TOTALS            | RPI 1-25 | RPI 26-50 | W-L RECORDS    | RPI 51-100 | RPI 101-150 | RPI 150+      |      |      |       |           |
| 17- 12            | 0- 1     | 0- 3      | OVERALL        | 2- 2       | 3- 4        | 12- 2         |      |      |       |           |
| 10- 5             | 0- 0     | 0- 1      | HOME           | 1- 1       | 1- 2        | 8- 1          |      |      |       |           |
| 7- 7              | 0- 1     | 0- 2      | AWAY           | 1- 1       | 2- 2        | 4- 1          |      |      |       |           |
| 0- 0              | 0- 0     | 0- 0      | NEUTRAL        | 0- 0       | 0- 0        | 0- 0          |      |      |       |           |
| 4- 7              | 0- 1     | 0- 3      | NON-CONFERENCE | 0- 0       | 0- 2        | 4- 1          |      |      |       |           |
| 4- 2              | 0- 0     | 0- 1      | HOME           | 0- 0       | 0- 1        | 4- 0          |      |      |       |           |
| 0- 5              | 0- 1     | 0- 2      | AWAY           | 0- 0       | 0- 1        | 0- 1          |      |      |       |           |
| 0- 0              | 0- 0     | 0- 0      | NEUTRAL        | 0- 0       | 0- 0        | 0- 0          |      |      |       |           |
| 13- 5             | 0- 0     | 0- 0      | CONFERENCE     | 2- 2       | 3- 2        | 8- 1          |      |      |       |           |
| 6- 3              | 0- 0     | 0- 0      | HOME           | 1- 1       | 1- 1        | 4- 1          |      |      |       |           |
| 7- 2              | 0- 0     | 0- 0      | AWAY           | 1- 1       | 2- 1        | 4- 0          |      |      |       |           |
| 0- 0              | 0- 0     | 0- 0      | NEUTRAL        | 0- 0       | 0- 0        | 0- 0          |      |      |       |           |

| RPI 1-25                  |   |               |       | RPI 26-50 |   |               |       | RPI 51-100 |   |               |       | RPI 101+ Team's RPI: 120 |   |               |       |
|---------------------------|---|---------------|-------|-----------|---|---------------|-------|------------|---|---------------|-------|--------------------------|---|---------------|-------|
| RPI                       | S | Opponent      | Score | RPI       | S | Opponent      | Score | RPI        | S | Opponent      | Score | RPI                      | S | Opponent      | Score |
| 7                         | A | Louisville    | 56 69 | 30        | A | Western Ky.   | 59 84 | 57         | H | Ohio          | 53 60 | 113                      | A | Toledo        | 69 61 |
|                           |   |               |       | 41        | A | Pittsburgh    | 47 59 | 81         | A | Akron         | 77 73 | 113                      | H | Toledo        | 71 55 |
|                           |   |               |       | 48        | H | Duquesne      | 62 82 | 94         | A | Western Mich. | 50 51 | 119                      | A | Eastern Mich. | 72 62 |
|                           |   |               |       |           |   |               |       | 94         | H | Western Mich. | 54 36 | 119                      | H | Eastern Mich. | 41 56 |
|                           |   |               |       |           |   |               |       |            |   |               |       | 130                      | H | Purdue        | 60 66 |
|                           |   |               |       |           |   |               |       |            |   |               |       | 136                      | A | Buffalo       | 43 53 |
|                           |   |               |       |           |   |               |       |            |   |               |       | 144                      | A | Butler        | 41 48 |
|                           |   |               |       |           |   |               |       |            |   |               |       | 151                      | A | Saint Louis   | 68 73 |
|                           |   |               |       |           |   |               |       |            |   |               |       | 168                      | A | Central Mich. | 85 69 |
|                           |   |               |       |           |   |               |       |            |   |               |       | 168                      | H | Central Mich. | 73 64 |
|                           |   |               |       |           |   |               |       |            |   |               |       | 174                      | H | Charlotte     | 76 66 |
|                           |   |               |       |           |   |               |       |            |   |               |       | 236                      | H | Oakland       | 75 50 |
|                           |   |               |       |           |   |               |       |            |   |               |       | 250                      | A | Northern Ill. | 51 50 |
|                           |   |               |       |           |   |               |       |            |   |               |       | 250                      | H | Northern Ill. | 62 65 |
|                           |   |               |       |           |   |               |       |            |   |               |       | 251                      | H | Evansville    | 76 70 |
|                           |   |               |       |           |   |               |       |            |   |               |       | 274                      | A | Miami (OH)    | 72 55 |
|                           |   |               |       |           |   |               |       |            |   |               |       | 274                      | H | Miami (OH)    | 72 41 |
|                           |   |               |       |           |   |               |       |            |   |               |       | 287                      | H | Kent St.      | 85 47 |
|                           |   |               |       |           |   |               |       |            |   |               |       | 291                      | A | Bowling Green | 62 50 |
|                           |   |               |       |           |   |               |       |            |   |               |       | 291                      | H | Bowling Green | 77 52 |
|                           |   |               |       |           |   |               |       |            |   |               |       | 331                      | H | Murray St.    | 85 59 |
| LAST 12 Division I GAMES: |   |               |       |           |   |               |       |            |   |               |       |                          |   |               |       |
| 113                       | H | Toledo        | 71 55 | 291       | H | Bowling Green | 77 52 |            |   |               |       |                          |   |               |       |
| 168                       | A | Central Mich. | 85 69 | 119       | A | Eastern Mich. | 72 62 |            |   |               |       |                          |   |               |       |
| 94                        | A | Western Mich. | 50 51 | 113       | A | Toledo        | 69 61 |            |   |               |       |                          |   |               |       |
| 119                       | H | Eastern Mich. | 41 56 | 250       | H | Northern Ill. | 62 65 |            |   |               |       |                          |   |               |       |
| 250                       | A | Northern Ill. | 51 50 | 274       | A | Miami (OH)    | 72 55 |            |   |               |       |                          |   |               |       |
| 168                       | H | Central Mich. | 73 64 | 57        | H | Ohio          | 53 60 |            |   |               |       |                          |   |               |       |

Non-Div I Games:

Ball St.

■ Loss, 
■ Non-Conf, S Site, 
■ Home 
■ Away 
N Neutral



| Through Games Of March 10, 2018 |          |          |           |                |             |               |             |      |          |           |
|---------------------------------|----------|----------|-----------|----------------|-------------|---------------|-------------|------|----------|-----------|
| Average RPI Win:                | 94       | WON-LOST | WINNING   | LAST 10        | STRENGTH OF | OPP. STRENGTH | TEAM        | ADJ. | CONF.    | ADJ CONF. |
| Average RPI Loss:               | 29       | RECORD   | PCT. RANK | GAMES          | SCHEDULE    | OF SCHEDULE   | RPI         | RPI  | RPI      | RPI       |
| DIV. I ONLY                     | 30- 3    | 8        | 8- 2      | 10             | 15          | 4             | 4           | 1    | 1        |           |
| DIV. I NON-CONF.                | 11- 1    | 11       | 0- 0      | 45             | 90          | 7             | 7           | 1    | 1        |           |
| TOTALS                          | RPI 1-25 |          | RPI 26-50 | W-L RECORDS    |             | RPI 51-100    | RPI 101-150 |      | RPI 150+ |           |
| 30- 3                           | 4- 2     |          | 5- 0      | OVERALL        |             | 9- 1          | 7- 0        |      | 5- 0     |           |
| 17- 0                           | 2- 0     |          | 2- 0      | HOME           |             | 4- 0          | 4- 0        |      | 5- 0     |           |
| 8- 3                            | 1- 2     |          | 1- 0      | AWAY           |             | 3- 1          | 3- 0        |      | 0- 0     |           |
| 5- 0                            | 1- 0     |          | 2- 0      | NEUTRAL        |             | 2- 0          | 0- 0        |      | 0- 0     |           |
| 11- 1                           | 0- 1     |          | 2- 0      | NON-CONFERENCE |             | 1- 0          | 3- 0        |      | 5- 0     |           |
| 8- 0                            | 0- 0     |          | 1- 0      | HOME           |             | 0- 0          | 2- 0        |      | 5- 0     |           |
| 1- 1                            | 0- 1     |          | 0- 0      | AWAY           |             | 0- 0          | 1- 0        |      | 0- 0     |           |
| 2- 0                            | 0- 0     |          | 1- 0      | NEUTRAL        |             | 1- 0          | 0- 0        |      | 0- 0     |           |
| 19- 2                           | 4- 1     |          | 3- 0      | CONFERENCE     |             | 8- 1          | 4- 0        |      | 0- 0     |           |
| 9- 0                            | 2- 0     |          | 1- 0      | HOME           |             | 4- 0          | 2- 0        |      | 0- 0     |           |
| 7- 2                            | 1- 1     |          | 1- 0      | AWAY           |             | 3- 1          | 2- 0        |      | 0- 0     |           |
| 3- 0                            | 1- 0     |          | 1- 0      | NEUTRAL        |             | 1- 0          | 0- 0        |      | 0- 0     |           |

| RPI                       | S | Opponent     | Score | RPI | S | Opponent      | Score | RPI | S | Opponent      | Score | RPI | S | Opponent          | Score  |
|---------------------------|---|--------------|-------|-----|---|---------------|-------|-----|---|---------------|-------|-----|---|-------------------|--------|
| 8                         | A | Kentucky     | 64 74 | 35  | N | Syracuse      | 74 72 | 56  | A | Iowa St.      | 71 76 | 101 | A | Ole Miss          | 96 54  |
| 21                        | A | Texas        | 70 68 | 45  | H | Stetson       | 96 42 | 56  | H | Iowa St.      | 79 47 | 107 | A | Kansas            | 71 63  |
| 21                        | H | Texas        | 75 58 | 46  | A | Oklahoma St.  | 69 52 | 62  | A | Kansas St.    | 74 44 | 107 | H | Kansas            | 66 58  |
| 21                        | N | Texas        | 75 64 | 46  | H | Oklahoma St.  | 61 45 | 62  | H | Kansas St.    | 68 46 | 115 | H | Marist            | 90 60  |
| 22                        | A | Oklahoma     | 64 68 | 46  | N | Oklahoma St.  | 69 52 | 62  | N | Kansas St.    | 82 70 | 127 | H | Stephen F. Austin | 96 57  |
| 22                        | H | Oklahoma     | 89 66 |     |   |               |       | 74  | A | TCU           | 89 67 | 137 | A | Texas Tech        | 67 60  |
|                           |   |              |       |     |   |               |       | 74  | H | TCU           | 91 75 | 137 | H | Texas Tech        | 75 65  |
|                           |   |              |       |     |   |               |       | 75  | A | West Virginia | 66 62 | 158 | H | Oral Roberts      | 101 60 |
|                           |   |              |       |     |   |               |       | 75  | H | West Virginia | 79 51 | 193 | H | Idaho             | 88 70  |
|                           |   |              |       |     |   |               |       | 78  | N | Michigan St.  | 84 65 | 205 | H | Tex.-Pan American | 96 42  |
|                           |   |              |       |     |   |               |       |     |   |               |       | 247 | H | Prairie View      | 108 64 |
|                           |   |              |       |     |   |               |       |     |   |               |       | 273 | H | Utah St.          | 99 43  |
| LAST 12 Division I GAMES: |   |              |       |     |   |               |       |     |   |               |       |     |   |                   |        |
| 21                        | N | Texas        | 75 64 | 74  | H | TCU           | 91 75 |     |   |               |       |     |   |                   |        |
| 46                        | N | Oklahoma St. | 69 52 | 137 | A | Texas Tech    | 67 60 |     |   |               |       |     |   |                   |        |
| 62                        | N | Kansas St.   | 82 70 | 75  | H | West Virginia | 79 51 |     |   |               |       |     |   |                   |        |
| 137                       | H | Texas Tech   | 75 65 | 22  | H | Oklahoma      | 89 66 |     |   |               |       |     |   |                   |        |
| 56                        | A | Iowa St.     | 71 76 | 21  | A | Texas         | 70 68 |     |   |               |       |     |   |                   |        |
| 22                        | A | Oklahoma     | 64 68 | 46  | A | Oklahoma St.  | 69 52 |     |   |               |       |     |   |                   |        |

Non-Div I Games:

Baylor

|                   |          |           |                |            |             |               |      |      |       |           |
|-------------------|----------|-----------|----------------|------------|-------------|---------------|------|------|-------|-----------|
| Average RPI Win:  | 262      | WON-LOST  | WINNING        | LAST 10    | STRENGTH OF | OPP. STRENGTH | TEAM | ADJ. | CONF. | ADJ CONF. |
| Average RPI Loss: | 129      | RECORD    | PCT. RANK      | GAMES      | SCHEDULE    | OF SCHEDULE   | RPI  | RPI  | RPI   | RPI       |
| DIV. I ONLY       | 14- 16   | 196       | 7- 3           | 143        | 254         | 172           | 172  | 26   | 26    |           |
| DIV. I NON-CONF.  | 3- 9     | 281       | 0- 0           | 60         | 22          | 167           | 167  | 26   | 26    |           |
| TOTALS            | RPI 1-25 | RPI 26-50 | W-L RECORDS    | RPI 51-100 | RPI 101-150 | RPI 150+      |      |      |       |           |
| 14- 16            | 0- 3     | 0- 1      | OVERALL        | 0- 3       | 0- 3        | 14- 6         |      |      |       |           |
| 6- 5              | 0- 1     | 0- 1      | HOME           | 0- 0       | 0- 1        | 6- 2          |      |      |       |           |
| 7- 9              | 0- 2     | 0- 0      | AWAY           | 0- 2       | 0- 1        | 7- 4          |      |      |       |           |
| 1- 2              | 0- 0     | 0- 0      | NEUTRAL        | 0- 1       | 0- 1        | 1- 0          |      |      |       |           |
| 3- 9              | 0- 3     | 0- 1      | NON-CONFERENCE | 0- 3       | 0- 1        | 3- 1          |      |      |       |           |
| 1- 2              | 0- 1     | 0- 1      | HOME           | 0- 0       | 0- 0        | 1- 0          |      |      |       |           |
| 2- 6              | 0- 2     | 0- 0      | AWAY           | 0- 2       | 0- 1        | 2- 1          |      |      |       |           |
| 0- 1              | 0- 0     | 0- 0      | NEUTRAL        | 0- 1       | 0- 0        | 0- 0          |      |      |       |           |
| 11- 7             | 0- 0     | 0- 0      | CONFERENCE     | 0- 0       | 0- 2        | 11- 5         |      |      |       |           |
| 5- 3              | 0- 0     | 0- 0      | HOME           | 0- 0       | 0- 1        | 5- 2          |      |      |       |           |
| 5- 3              | 0- 0     | 0- 0      | AWAY           | 0- 0       | 0- 0        | 5- 3          |      |      |       |           |
| 1- 1              | 0- 0     | 0- 0      | NEUTRAL        | 0- 0       | 0- 1        | 1- 0          |      |      |       |           |

| RPI 1-25                  |   |                        |       | RPI 26-50 |   |                        |       | RPI 51-100 |   |            |       | RPI 101+ Team's RPI: 172 |   |                   |       |
|---------------------------|---|------------------------|-------|-----------|---|------------------------|-------|------------|---|------------|-------|--------------------------|---|-------------------|-------|
| RPI                       | S | Opponent               | Score | RPI       | S | Opponent               | Score | RPI        | S | Opponent   | Score | RPI                      | S | Opponent          | Score |
| 7                         | A | Louisville             | 35 95 | 30        | H | Western Ky.            | 50 66 | 59         | A | Georgia    | 43 62 | 111                      | A | Cleveland St.     | 86 89 |
| 8                         | A | Kentucky               | 55 71 |           |   |                        |       | 63         | A | Vanderbilt | 58 65 | 131                      | H | UT Martin         | 68 85 |
| 20                        | H | Chattanooga            | 48 60 |           |   |                        |       | 81         | N | Akron      | 58 73 | 131                      | N | UT Martin         | 65 71 |
|                           |   |                        |       |           |   |                        |       |            |   |            |       | 157                      | A | Tennessee St.     | 64 62 |
|                           |   |                        |       |           |   |                        |       |            |   |            |       | 157                      | H | Tennessee St.     | 53 70 |
|                           |   |                        |       |           |   |                        |       |            |   |            |       | 176                      | H | SIUE              | 52 67 |
|                           |   |                        |       |           |   |                        |       |            |   |            |       | 191                      | A | Mercer            | 86 83 |
|                           |   |                        |       |           |   |                        |       |            |   |            |       | 206                      | A | Jacksonville St.  | 55 52 |
|                           |   |                        |       |           |   |                        |       |            |   |            |       | 206                      | H | Jacksonville St.  | 70 66 |
|                           |   |                        |       |           |   |                        |       |            |   |            |       | 206                      | N | Jacksonville St.  | 55 45 |
|                           |   |                        |       |           |   |                        |       |            |   |            |       | 245                      | A | Morehead St.      | 55 66 |
|                           |   |                        |       |           |   |                        |       |            |   |            |       | 245                      | H | Morehead St.      | 57 56 |
|                           |   |                        |       |           |   |                        |       |            |   |            |       | 252                      | H | Lipscomb          | 80 60 |
|                           |   |                        |       |           |   |                        |       |            |   |            |       | 260                      | A | Austin Peay       | 59 72 |
|                           |   |                        |       |           |   |                        |       |            |   |            |       | 287                      | A | Kent St.          | 55 58 |
|                           |   |                        |       |           |   |                        |       |            |   |            |       | 289                      | A | Eastern Ky.       | 76 59 |
|                           |   |                        |       |           |   |                        |       |            |   |            |       | 289                      | H | Eastern Ky.       | 84 70 |
|                           |   |                        |       |           |   |                        |       |            |   |            |       | 299                      | A | Eastern Ill.      | 72 77 |
|                           |   |                        |       |           |   |                        |       |            |   |            |       | 309                      | A | Denver            | 72 43 |
|                           |   |                        |       |           |   |                        |       |            |   |            |       | 316                      | H | Southeast Mo. St. | 62 39 |
|                           |   |                        |       |           |   |                        |       |            |   |            |       | 331                      | A | Murray St.        | 79 68 |
|                           |   |                        |       |           |   |                        |       |            |   |            |       | 335                      | A | Tennessee Tech    | 64 62 |
|                           |   |                        |       |           |   |                        |       |            |   |            |       | 335                      | H | Tennessee Tech    | 59 53 |
| LAST 12 Division I GAMES: |   |                        |       |           |   |                        |       |            |   |            |       |                          |   |                   |       |
|                           |   | 131 N UT Martin        | 65 71 |           |   | 206 A Jacksonville St. | 55 52 |            |   |            |       |                          |   |                   |       |
|                           |   | 206 N Jacksonville St. | 55 45 |           |   | 289 A Eastern Ky.      | 76 59 |            |   |            |       |                          |   |                   |       |
|                           |   | 157 H Tennessee St.    | 53 70 |           |   | 245 A Morehead St.     | 55 66 |            |   |            |       |                          |   |                   |       |
|                           |   | 289 H Eastern Ky.      | 84 70 |           |   | 335 H Tennessee Tech   | 59 53 |            |   |            |       |                          |   |                   |       |
|                           |   | 335 A Tennessee Tech   | 64 62 |           |   | 157 A Tennessee St.    | 64 62 |            |   |            |       |                          |   |                   |       |
|                           |   | 245 H Morehead St.     | 57 56 |           |   | 206 H Jacksonville St. | 70 66 |            |   |            |       |                          |   |                   |       |

Non-Div I Games: North Ala.

69

72

Belmont

Loss, Non-Conf, S Site, H Home A Away N Neutral

## Bethune-Cookman

Through Games Of March 10, 2015

|                   |          |           |                |            |             |               |      |      |       |           |
|-------------------|----------|-----------|----------------|------------|-------------|---------------|------|------|-------|-----------|
| Average RPI Win:  | 312      | WON-LOST  | WINNING        | LAST 10    | STRENGTH OF | OPP. STRENGTH | TEAM | ADJ. | CONF. | ADJ CONF. |
| Average RPI Loss: | 165      | RECORD    | PCT. RANK      | GAMES      | SCHEDULE    | OF SCHEDULE   | RPI  | RPI  | RPI   | RPI       |
| DIV. I ONLY       | 11- 16   | 237       | 6- 4           | 246        | 338         | 253           | 253  | 31   | 31    |           |
| DIV. I NON-CONF.  | 1- 9     | 328       | 0- 0           | 20         | 167         | 245           | 245  | 29   | 29    |           |
| TOTALS            | RPI 1-25 | RPI 26-50 | W-L RECORDS    | RPI 51-100 | RPI 101-150 | RPI 150+      |      |      |       |           |
| 11- 16            | 0- 2     | 0- 1      | OVERALL        | 0- 2       | 0- 2        | 11- 9         |      |      |       |           |
| 5- 7              | 0- 1     | 0- 0      | HOME           | 0- 1       | 0- 1        | 5- 4          |      |      |       |           |
| 5- 7              | 0- 1     | 0- 1      | AWAY           | 0- 1       | 0- 0        | 5- 4          |      |      |       |           |
| 1- 2              | 0- 0     | 0- 0      | NEUTRAL        | 0- 0       | 0- 1        | 1- 1          |      |      |       |           |
| 1- 9              | 0- 2     | 0- 1      | NON-CONFERENCE | 0- 2       | 0- 1        | 1- 3          |      |      |       |           |
| 1- 3              | 0- 1     | 0- 0      | HOME           | 0- 1       | 0- 0        | 1- 1          |      |      |       |           |
| 0- 4              | 0- 1     | 0- 1      | AWAY           | 0- 1       | 0- 0        | 0- 1          |      |      |       |           |
| 0- 2              | 0- 0     | 0- 0      | NEUTRAL        | 0- 0       | 0- 1        | 0- 1          |      |      |       |           |
| 10- 7             | 0- 0     | 0- 0      | CONFERENCE     | 0- 0       | 0- 1        | 10- 6         |      |      |       |           |
| 4- 4              | 0- 0     | 0- 0      | HOME           | 0- 0       | 0- 1        | 4- 3          |      |      |       |           |
| 5- 3              | 0- 0     | 0- 0      | AWAY           | 0- 0       | 0- 0        | 5- 3          |      |      |       |           |
| 1- 0              | 0- 0     | 0- 0      | NEUTRAL        | 0- 0       | 0- 0        | 1- 0          |      |      |       |           |

| RPI 1-25                  |   |                    |        | RPI 26-50 |   |              |       | RPI 51-100 |   |               |       | RPI 101+ Team's RPI: 253 |   |                    |       |
|---------------------------|---|--------------------|--------|-----------|---|--------------|-------|------------|---|---------------|-------|--------------------------|---|--------------------|-------|
| RPI                       | S | Opponent           | Score  | RPI       | S | Opponent     | Score | RPI        | S | Opponent      | Score | RPI                      | S | Opponent           | Score |
| 10                        | A | Florida St.        | 34 103 | 45        | A | Stetson      | 61 91 | 68         | A | East Carolina | 42 71 | 105                      | H | Hampton            | 54 61 |
| 14                        | H | FGCU               | 46 91  |           |   |              |       | 81         | H | Akron         | 63 81 | 148                      | N | Texas St.          | 40 51 |
|                           |   |                    |        |           |   |              |       |            |   |               |       | 153                      | A | Savannah St.       | 59 52 |
|                           |   |                    |        |           |   |              |       |            |   |               |       | 181                      | A | N.C. A&T           | 55 58 |
|                           |   |                    |        |           |   |              |       |            |   |               |       | 181                      | H | N.C. A&T           | 46 52 |
|                           |   |                    |        |           |   |              |       |            |   |               |       | 201                      | N | Campbell           | 55 66 |
|                           |   |                    |        |           |   |              |       |            |   |               |       | 209                      | A | Jacksonville       | 51 64 |
|                           |   |                    |        |           |   |              |       |            |   |               |       | 217                      | H | Fla. Atlantic      | 68 88 |
|                           |   |                    |        |           |   |              |       |            |   |               |       | 265                      | H | Norfolk St.        | 40 53 |
|                           |   |                    |        |           |   |              |       |            |   |               |       | 284                      | A | South Carolina St. | 61 68 |
|                           |   |                    |        |           |   |              |       |            |   |               |       | 284                      | H | South Carolina St. | 56 57 |
|                           |   |                    |        |           |   |              |       |            |   |               |       | 293                      | A | Morgan St.         | 55 48 |
|                           |   |                    |        |           |   |              |       |            |   |               |       | 297                      | H | Western Caro.      | 63 53 |
|                           |   |                    |        |           |   |              |       |            |   |               |       | 328                      | H | UMES               | 75 65 |
|                           |   |                    |        |           |   |              |       |            |   |               |       | 336                      | A | Florida A&M        | 70 57 |
|                           |   |                    |        |           |   |              |       |            |   |               |       | 336                      | H | Florida A&M        | 76 64 |
|                           |   |                    |        |           |   |              |       |            |   |               |       | 336                      | N | Florida A&M        | 53 41 |
|                           |   |                    |        |           |   |              |       |            |   |               |       | 338                      | A | Coppin St.         | 61 58 |
|                           |   |                    |        |           |   |              |       |            |   |               |       | 339                      | A | N.C. Central       | 50 33 |
|                           |   |                    |        |           |   |              |       |            |   |               |       | 339                      | H | N.C. Central       | 71 57 |
|                           |   |                    |        |           |   |              |       |            |   |               |       | 340                      | H | Howard             | 61 53 |
|                           |   |                    |        |           |   |              |       |            |   |               |       | 347                      | A | Delaware St.       | 71 72 |
| LAST 12 Division I GAMES: |   |                    |        |           |   |              |       |            |   |               |       |                          |   |                    |       |
| 336                       | N | Florida A&M        | 53 41  | 339       | H | N.C. Central | 71 57 |            |   |               |       |                          |   |                    |       |
| 284                       | H | South Carolina St. | 56 57  | 347       | A | Delaware St. | 71 72 |            |   |               |       |                          |   |                    |       |
| 181                       | A | N.C. A&T           | 55 58  | 336       | A | Florida A&M  | 70 57 |            |   |               |       |                          |   |                    |       |
| 339                       | A | N.C. Central       | 50 33  | 340       | H | Howard       | 61 53 |            |   |               |       |                          |   |                    |       |
| 336                       | H | Florida A&M        | 76 64  | 328       | H | UMES         | 75 65 |            |   |               |       |                          |   |                    |       |
| 181                       | H | N.C. A&T           | 46 52  | 293       | A | Morgan St.   | 55 48 |            |   |               |       |                          |   |                    |       |

Non-Div I Games: Edward Waters 60 42 Lynn 67 48

Bethune-Cookman

■ Loss, 
 ■ Non-Conf, S Site, 
 ■ Home 
 ■ Away 
 N Neutral

Binghamton

Through Games Of March 10, 2015

|                   |          |           |                |            |             |               |      |      |       |           |
|-------------------|----------|-----------|----------------|------------|-------------|---------------|------|------|-------|-----------|
| Average RPI Win:  | 287      | WON-LOST  | WINNING        | LAST 10    | STRENGTH OF | OPP. STRENGTH | TEAM | ADJ. | CONF. | ADJ CONF. |
| Average RPI Loss: | 172      | RECORD    | PCT. RANK      | GAMES      | SCHEDULE    | OF SCHEDULE   | RPI  | RPI  | RPI   | RPI       |
| DIV. I ONLY       | 4- 26    | 334       | 0- 10          | 170        | 280         | 324           | 324  | 23   | 23    |           |
| DIV. I NON-CONF.  | 2- 11    | 314       | 0- 0           | 180        | 334         | 314           | 314  | 23   | 23    |           |
| TOTALS            | RPI 1-25 | RPI 26-50 | W-L RECORDS    | RPI 51-100 | RPI 101-150 | RPI 150+      |      |      |       |           |
| 4- 26             | 0- 1     | 0- 0      | OVERALL        | 0- 7       | 0- 2        | 4- 16         |      |      |       |           |
| 3- 11             | 0- 0     | 0- 0      | HOME           | 0- 3       | 0- 1        | 3- 7          |      |      |       |           |
| 0- 15             | 0- 0     | 0- 0      | AWAY           | 0- 0       | 0- 0        | 0- 2          |      |      |       |           |
| 1- 0              | 0- 0     | 0- 0      | NEUTRAL        | 0- 0       | 0- 0        | 1- 0          |      |      |       |           |
| 2- 11             | 0- 1     | 0- 0      | NON-CONFERENCE | 0- 2       | 0- 0        | 2- 8          |      |      |       |           |
| 1- 4              | 0- 0     | 0- 0      | HOME           | 0- 0       | 0- 0        | 1- 4          |      |      |       |           |
| 0- 7              | 0- 1     | 0- 0      | AWAY           | 0- 2       | 0- 0        | 0- 4          |      |      |       |           |
| 1- 0              | 0- 0     | 0- 0      | NEUTRAL        | 0- 0       | 0- 0        | 1- 0          |      |      |       |           |
| 2- 15             | 0- 0     | 0- 0      | CONFERENCE     | 0- 5       | 0- 2        | 2- 8          |      |      |       |           |
| 2- 7              | 0- 0     | 0- 0      | HOME           | 0- 3       | 0- 1        | 2- 3          |      |      |       |           |
| 0- 8              | 0- 0     | 0- 0      | AWAY           | 0- 2       | 0- 1        | 0- 5          |      |      |       |           |
| 0- 0              | 0- 0     | 0- 0      | NEUTRAL        | 0- 0       | 0- 0        | 0- 0          |      |      |       |           |

| RPI 1-25                  |   |           |       | RPI 26-50     |    |          |       | RPI 51-100 |     |                 |              | RPI 101+ Team's RPI: 324 |    |                 |       |
|---------------------------|---|-----------|-------|---------------|----|----------|-------|------------|-----|-----------------|--------------|--------------------------|----|-----------------|-------|
| RPI                       | S | Opponent  | Score | RPI           | S  | Opponent | Score | RPI        | S   | Opponent        | Score        | RPI                      | S  | Opponent        | Score |
| 12                        | A | Princeton | 58 96 |               |    |          |       | 81         | A   | Akron           | 49 80        | 142                      | A  | Hartford        | 44 59 |
|                           |   |           |       |               |    |          |       | 83         | A   | Albany (NY)     | 53 75        | 142                      | H  | Hartford        | 46 51 |
|                           |   |           |       |               |    |          |       | 83         | H   | Albany (NY)     | 49 82        | 164                      | H  | Bucknell        | 57 68 |
|                           |   |           |       |               |    |          |       | 85         | A   | St. John's (NY) | 51 67        | 165                      | A  | St. Bonaventure | 54 72 |
|                           |   |           |       |               |    |          |       | 91         | A   | Maine           | 48 70        | 169                      | H  | Siena           | 53 62 |
|                           |   |           |       |               |    |          |       | 91         | H   | Maine           | 56 70        | 188                      | A  | Stony Brook     | 54 67 |
|                           |   |           |       |               |    |          |       | 91         | H   | Maine           | 71 78        | 188                      | H  | Stony Brook     | 59 68 |
|                           |   |           |       |               |    |          |       |            |     |                 |              | 189                      | H  | Xavier          | 71 89 |
|                           |   |           |       |               |    |          |       |            |     |                 |              | 208                      | A  | New Hampshire   | 68 73 |
|                           |   |           |       |               |    |          |       |            |     |                 |              | 208                      | H  | New Hampshire   | 58 76 |
|                           |   |           |       |               |    |          |       |            |     |                 |              | 218                      | A  | UMass Lowell    | 49 66 |
|                           |   |           |       |               |    |          |       |            |     |                 |              | 218                      | H  | UMass Lowell    | 65 64 |
|                           |   |           |       |               |    |          |       |            |     |                 |              | 239                      | H  | Niagara         | 52 63 |
|                           |   |           |       |               |    |          |       |            |     |                 |              | 259                      | A  | UMBC            | 50 73 |
|                           |   |           |       |               |    |          |       |            |     |                 |              | 259                      | H  | UMBC            | 55 71 |
|                           |   |           |       |               |    |          |       |            |     |                 |              | 261                      | A  | Canisius        | 75 91 |
|                           |   |           |       |               |    |          |       |            |     |                 |              | 263                      | A  | Colgate         | 55 74 |
|                           |   |           |       |               |    |          |       |            |     |                 |              | 278                      | H  | Rider           | 72 67 |
|                           |   |           |       |               |    |          |       |            |     |                 |              | 298                      | A  | NJIT            | 48 52 |
|                           |   |           |       |               |    |          |       |            |     |                 |              | 303                      | A  | Vermont         | 66 72 |
|                           |   |           |       |               |    |          |       |            |     |                 |              | 303                      | H  | Vermont         | 73 62 |
|                           |   |           |       |               |    |          |       |            |     |                 |              | 347                      | N  | Delaware St.    | 90 84 |
| LAST 12 Division I GAMES: |   |           |       |               |    |          |       |            |     |                 |              |                          |    |                 |       |
|                           |   | 91        | H     | Maine         | 71 | 78       |       |            | 303 | A               | Vermont      | 66                       | 72 |                 |       |
|                           |   | 259       | A     | UMBC          | 50 | 73       |       |            | 142 | H               | Hartford     | 46                       | 51 |                 |       |
|                           |   | 188       | H     | Stony Brook   | 59 | 68       |       |            | 218 | A               | UMass Lowell | 49                       | 66 |                 |       |
|                           |   | 91        | H     | Maine         | 56 | 70       |       |            | 259 | H               | UMBC         | 55                       | 71 |                 |       |
|                           |   | 208       | H     | New Hampshire | 58 | 76       |       |            | 188 | A               | Stony Brook  | 54                       | 67 |                 |       |
|                           |   | 83        | A     | Albany (NY)   | 53 | 75       |       |            | 91  | A               | Maine        | 48                       | 70 |                 |       |

Non-Div I Games:

Binghamton

Loss, Non-Conf, S Site, H Home A Away N Neutral

|                   |          |           |                |            |             |               |      |      |       |           |
|-------------------|----------|-----------|----------------|------------|-------------|---------------|------|------|-------|-----------|
| Average RPI Win:  | 208      | WON-LOST  | WINNING        | LAST 10    | STRENGTH OF | OPP. STRENGTH | TEAM | ADJ. | CONF. | ADJ CONF. |
| Average RPI Loss: | 180      | RECORD    | PCT. RANK      | GAMES      | SCHEDULE    | OF SCHEDULE   | RPI  | RPI  | RPI   | RPI       |
| DIV. I ONLY       | 18- 10   | 87        | 6- 4           | 243        | 241         | 126           | 126  | 22   | 22    |           |
| DIV. I NON-CONF.  | 6- 3     | 92        | 0- 0           | 195        | 290         | 112           | 112  | 19   | 19    |           |
| TOTALS            | RPI 1-25 | RPI 26-50 | W-L RECORDS    | RPI 51-100 | RPI 101-150 | RPI 150+      |      |      |       |           |
| 18- 10            | 0- 0     | 1- 1      | OVERALL        | 2- 3       | 3- 0        | 12- 6         |      |      |       |           |
| 11- 2             | 0- 0     | 1- 0      | HOME           | 2- 0       | 2- 0        | 6- 2          |      |      |       |           |
| 5- 7              | 0- 0     | 0- 1      | AWAY           | 0- 2       | 0- 0        | 5- 4          |      |      |       |           |
| 2- 1              | 0- 0     | 0- 0      | NEUTRAL        | 0- 1       | 1- 0        | 1- 0          |      |      |       |           |
| 6- 3              | 0- 0     | 0- 0      | NON-CONFERENCE | 0- 1       | 3- 0        | 3- 2          |      |      |       |           |
| 4- 0              | 0- 0     | 0- 0      | HOME           | 0- 0       | 2- 0        | 2- 0          |      |      |       |           |
| 1- 2              | 0- 0     | 0- 0      | AWAY           | 0- 0       | 0- 0        | 1- 2          |      |      |       |           |
| 1- 1              | 0- 0     | 0- 0      | NEUTRAL        | 0- 1       | 1- 0        | 0- 0          |      |      |       |           |
| 12- 7             | 0- 0     | 1- 1      | CONFERENCE     | 2- 2       | 0- 0        | 9- 4          |      |      |       |           |
| 7- 2              | 0- 0     | 1- 0      | HOME           | 2- 0       | 0- 0        | 4- 2          |      |      |       |           |
| 4- 5              | 0- 0     | 0- 1      | AWAY           | 0- 2       | 0- 0        | 4- 2          |      |      |       |           |
| 1- 0              | 0- 0     | 0- 0      | NEUTRAL        | 0- 0       | 0- 0        | 1- 0          |      |      |       |           |

| RPI 1-25                  |   |               | RPI 26-50 |     |   | RPI 51-100    |       |     | RPI 101+ |                |       | Team's RPI: 126 |   |                |       |
|---------------------------|---|---------------|-----------|-----|---|---------------|-------|-----|----------|----------------|-------|-----------------|---|----------------|-------|
| RPI                       | S | Opponent      | Score     | RPI | S | Opponent      | Score | RPI | S        | Opponent       | Score | RPI             | S | Opponent       | Score |
| 50                        | A | Fresno St.    | 52 55     | 50  | H | Fresno St.    | 75 66 | 80  | A        | Colorado St.   | 82 83 | 124             | N | Yale           | 59 53 |
|                           |   |               |           |     |   |               |       | 80  | H        | Colorado St.   | 75 65 | 134             | H | Eastern Wash.  | 90 72 |
|                           |   |               |           |     |   |               |       | 97  | N        | Long Beach St. | 50 68 | 135             | H | New Mexico St. | 70 45 |
|                           |   |               |           |     |   |               |       | 100 | A        | New Mexico     | 50 63 | 162             | H | Montana St.    | 75 60 |
|                           |   |               |           |     |   |               |       | 100 | H        | New Mexico     | 86 65 | 212             | H | Wyoming        | 59 64 |
|                           |   |               |           |     |   |               |       |     |          |                |       | 225             | A | San Jose St.   | 78 88 |
|                           |   |               |           |     |   |               |       |     |          |                |       | 225             | H | San Jose St.   | 91 76 |
|                           |   |               |           |     |   |               |       |     |          |                |       | 226             | A | San Diego St.  | 40 57 |
|                           |   |               |           |     |   |               |       |     |          |                |       | 226             | H | San Diego St.  | 64 58 |
|                           |   |               |           |     |   |               |       |     |          |                |       | 232             | A | UNLV           | 78 67 |
|                           |   |               |           |     |   |               |       |     |          |                |       | 232             | H | UNLV           | 60 74 |
|                           |   |               |           |     |   |               |       |     |          |                |       | 232             | N | UNLV           | 64 46 |
|                           |   |               |           |     |   |               |       |     |          |                |       | 240             | A | Idaho St.      | 86 62 |
|                           |   |               |           |     |   |               |       |     |          |                |       | 254             | A | Southern Utah  | 64 66 |
|                           |   |               |           |     |   |               |       |     |          |                |       | 273             | A | Utah St.       | 63 53 |
|                           |   |               |           |     |   |               |       |     |          |                |       | 273             | H | Utah St.       | 94 55 |
|                           |   |               |           |     |   |               |       |     |          |                |       | 285             | A | Nevada         | 51 47 |
|                           |   |               |           |     |   |               |       |     |          |                |       | 292             | H | Portland       | 94 58 |
|                           |   |               |           |     |   |               |       |     |          |                |       | 326             | A | Utah Valley    | 60 68 |
|                           |   |               |           |     |   |               |       |     |          |                |       | 344             | A | Air Force      | 88 69 |
|                           |   |               |           |     |   |               |       |     |          |                |       | 344             | H | Air Force      | 81 54 |
| LAST 12 Division I GAMES: |   |               |           |     |   |               |       |     |          |                |       |                 |   |                |       |
| 232                       | N | UNLV          | 64 46     | 232 | H | UNLV          | 60 74 |     |          |                |       |                 |   |                |       |
| 50                        | A | Fresno St.    | 52 55     | 50  | H | Fresno St.    | 75 66 |     |          |                |       |                 |   |                |       |
| 225                       | H | San Jose St.  | 91 76     | 344 | A | Air Force     | 88 69 |     |          |                |       |                 |   |                |       |
| 226                       | H | San Diego St. | 64 58     | 226 | A | San Diego St. | 40 57 |     |          |                |       |                 |   |                |       |
| 100                       | A | New Mexico    | 50 63     | 273 | H | Utah St.      | 94 55 |     |          |                |       |                 |   |                |       |
| 285                       | A | Nevada        | 51 47     | 80  | A | Colorado St.  | 82 83 |     |          |                |       |                 |   |                |       |

Non-Div I Games: Col. of Idaho 91 40 Carroll (MT) 58 45

Boise St.

■ Loss, 
 ■ Non-Conf, 
 ■ S Site, 
 ■ Home 
 ■ A Away 
 N Neutral

| Average RPI Win:  | 181      | WON-LOST  | WINNING        | LAST 10    | STRENGTH OF | OPP. STRENGTH | TEAM | ADJ. | CONF. | ADJ CONF. |
|-------------------|----------|-----------|----------------|------------|-------------|---------------|------|------|-------|-----------|
| Average RPI Loss: | 68       | RECORD    | PCT. RANK      | GAMES      | SCHEDULE    | OF SCHEDULE   | RPI  | RPI  | RPI   | RPI       |
| DIV. I ONLY       | 13- 17   | 218       | 4- 6           | 40         | 42          | 118           | 118  | 3    | 3     |           |
| DIV. I NON-CONF.  | 8- 5     | 123       | 0- 0           | 182        | 161         | 131           | 131  | 3    | 3     |           |
| TOTALS            | RPI 1-25 | RPI 26-50 | W-L RECORDS    | RPI 51-100 | RPI 101-150 | RPI 150+      |      |      |       |           |
| 13- 17            | 1- 6     | 0- 3      | OVERALL        | 2- 3       | 2- 2        | 8- 3          |      |      |       |           |
| 9- 6              | 1- 2     | 0- 1      | HOME           | 1- 1       | 1- 1        | 6- 1          |      |      |       |           |
| 3- 10             | 0- 4     | 0- 2      | AWAY           | 1- 2       | 1- 1        | 1- 1          |      |      |       |           |
| 1- 1              | 0- 0     | 0- 0      | NEUTRAL        | 0- 0       | 0- 0        | 1- 1          |      |      |       |           |
| 8- 5              | 0- 1     | 0- 0      | NON-CONFERENCE | 1- 1       | 2- 1        | 5- 2          |      |      |       |           |
| 5- 2              | 0- 0     | 0- 0      | HOME           | 0- 0       | 1- 1        | 4- 1          |      |      |       |           |
| 2- 3              | 0- 1     | 0- 0      | AWAY           | 1- 1       | 1- 0        | 0- 1          |      |      |       |           |
| 1- 0              | 0- 0     | 0- 0      | NEUTRAL        | 0- 0       | 0- 0        | 1- 0          |      |      |       |           |
| 5- 12             | 1- 5     | 0- 3      | CONFERENCE     | 1- 2       | 0- 1        | 3- 1          |      |      |       |           |
| 4- 4              | 1- 2     | 0- 1      | HOME           | 1- 1       | 0- 0        | 2- 0          |      |      |       |           |
| 1- 7              | 0- 3     | 0- 2      | AWAY           | 0- 1       | 0- 1        | 1- 0          |      |      |       |           |
| 0- 1              | 0- 0     | 0- 0      | NEUTRAL        | 0- 0       | 0- 0        | 0- 1          |      |      |       |           |

| RPI                       | S | Opponent           | Score  | RPI | S | Opponent       | Score | RPI | S | Opponent           | Score | RPI | S | Opponent      | Score | Team's RPI: 118 |
|---------------------------|---|--------------------|--------|-----|---|----------------|-------|-----|---|--------------------|-------|-----|---|---------------|-------|-----------------|
| 1                         | A | Notre Dame         | 58 104 | 35  | A | Syracuse       | 51 73 | 60  | A | St. Mary's (CA)    | 82 72 | 103 | H | Hofstra       | 61 75 |                 |
| 1                         | H | Notre Dame         | 56 89  | 35  | H | Syracuse       | 46 64 | 66  | A | Miami (FL)         | 53 74 | 110 | A | Virginia      | 56 68 |                 |
| 7                         | A | Louisville         | 60 77  | 41  | A | Pittsburgh     | 70 78 | 82  | H | North Carolina St. | 64 59 | 142 | A | Hartford      | 73 61 |                 |
| 10                        | H | Florida St.        | 68 86  |     |   |                |       | 87  | H | Georgia Tech       | 77 80 | 143 | H | Bryant        | 90 79 |                 |
| 15                        | H | Duke               | 60 56  |     |   |                |       | 91  | A | Maine              | 64 69 | 166 | H | Indiana       | 67 76 |                 |
| 17                        | A | North Carolina     | 60 72  |     |   |                |       |     |   |                    |       | 183 | A | Holy Cross    | 64 80 |                 |
| 19                        | A | Stanford           | 63 96  |     |   |                |       |     |   |                    |       | 185 | A | Wake Forest   | 75 74 |                 |
|                           |   |                    |        |     |   |                |       |     |   |                    |       | 185 | N | Wake Forest   | 53 69 |                 |
|                           |   |                    |        |     |   |                |       |     |   |                    |       | 198 | H | Clemson       | 68 53 |                 |
|                           |   |                    |        |     |   |                |       |     |   |                    |       | 200 | H | Virginia Tech | 49 47 |                 |
|                           |   |                    |        |     |   |                |       |     |   |                    |       | 208 | H | New Hampshire | 64 58 |                 |
|                           |   |                    |        |     |   |                |       |     |   |                    |       | 231 | N | Brown         | 90 80 |                 |
|                           |   |                    |        |     |   |                |       |     |   |                    |       | 269 | H | Providence    | 79 51 |                 |
|                           |   |                    |        |     |   |                |       |     |   |                    |       | 304 | H | Northeastern  | 66 56 |                 |
|                           |   |                    |        |     |   |                |       |     |   |                    |       | 321 | H | Boston U.     | 73 56 |                 |
| LAST 12 Division I GAMES: |   |                    |        |     |   |                |       |     |   |                    |       |     |   |               |       |                 |
| 185                       | N | Wake Forest        | 53 69  | 185 | A | Wake Forest    | 75 74 |     |   |                    |       |     |   |               |       |                 |
| 200                       | H | Virginia Tech      | 49 47  | 1   | H | Notre Dame     | 56 89 |     |   |                    |       |     |   |               |       |                 |
| 7                         | A | Louisville         | 60 77  | 198 | H | Clemson        | 68 53 |     |   |                    |       |     |   |               |       |                 |
| 10                        | H | Florida St.        | 68 86  | 17  | A | North Carolina | 60 72 |     |   |                    |       |     |   |               |       |                 |
| 35                        | A | Syracuse           | 51 73  | 41  | A | Pittsburgh     | 70 78 |     |   |                    |       |     |   |               |       |                 |
| 82                        | H | North Carolina St. | 64 59  | 15  | H | Duke           | 60 56 |     |   |                    |       |     |   |               |       |                 |

Non-Div I Games:

Boston College

■ Loss, 
 ■ Non-Conf, S Site, 
 ■ Home 
 ■ Away 
 N Neutral

|                   |          |           |                |            |             |               |      |      |       |           |
|-------------------|----------|-----------|----------------|------------|-------------|---------------|------|------|-------|-----------|
| Average RPI Win:  | 204      | WON-LOST  | WINNING        | LAST 10    | STRENGTH OF | OPP. STRENGTH | TEAM | ADJ. | CONF. | ADJ CONF. |
| Average RPI Loss: | 168      | RECORD    | PCT. RANK      | GAMES      | SCHEDULE    | OF SCHEDULE   | RPI  | RPI  | RPI   | RPI       |
| DIV. I ONLY       | 5- 25    | 327       | 1- 9           | 211        | 191         | 321           | 321  | 18   | 18    |           |
| DIV. I NON-CONF.  | 3- 8     | 263       | 0- 0           | 221        | 156         | 281           | 281  | 20   | 20    |           |
| TOTALS            | RPI 1-25 | RPI 26-50 | W-L RECORDS    | RPI 51-100 | RPI 101-150 | RPI 150+      |      |      |       |           |
| 5- 25             | 0- 0     | 0- 0      | OVERALL        | 0- 5       | 2- 6        | 3- 14         |      |      |       |           |
| 4- 9              | 0- 0     | 0- 0      | HOME           | 0- 2       | 1- 1        | 3- 6          |      |      |       |           |
| 0- 16             | 0- 0     | 0- 0      | AWAY           | 0- 0       | 0- 0        | 0- 1          |      |      |       |           |
| 1- 0              | 0- 0     | 0- 0      | NEUTRAL        | 0- 0       | 1- 0        | 0- 0          |      |      |       |           |
| 3- 8              | 0- 0     | 0- 0      | NON-CONFERENCE | 0- 1       | 2- 4        | 1- 3          |      |      |       |           |
| 2- 2              | 0- 0     | 0- 0      | HOME           | 0- 0       | 1- 0        | 1- 2          |      |      |       |           |
| 0- 6              | 0- 0     | 0- 0      | AWAY           | 0- 1       | 0- 4        | 0- 1          |      |      |       |           |
| 1- 0              | 0- 0     | 0- 0      | NEUTRAL        | 0- 0       | 1- 0        | 0- 0          |      |      |       |           |
| 2- 17             | 0- 0     | 0- 0      | CONFERENCE     | 0- 4       | 0- 2        | 2- 11         |      |      |       |           |
| 2- 7              | 0- 0     | 0- 0      | HOME           | 0- 2       | 0- 1        | 2- 4          |      |      |       |           |
| 0- 10             | 0- 0     | 0- 0      | AWAY           | 0- 2       | 0- 1        | 0- 7          |      |      |       |           |
| 0- 0              | 0- 0     | 0- 0      | NEUTRAL        | 0- 0       | 0- 0        | 0- 0          |      |      |       |           |

| RPI S                     | Opponent          | Score | RPI S | Opponent    | Score | RPI S | Opponent     | Score | RPI S | Opponent            | Score | Team's RPI: 321 |
|---------------------------|-------------------|-------|-------|-------------|-------|-------|--------------|-------|-------|---------------------|-------|-----------------|
|                           |                   |       |       |             |       | 54    | A American   | 45 75 | 106   | A Lehigh            | 64 85 |                 |
|                           |                   |       |       |             |       | 54    | H American   | 50 58 | 106   | H Lehigh            | 71 78 |                 |
|                           |                   |       |       |             |       | 96    | A Army       | 50 64 | 115   | A Marist            | 50 77 |                 |
|                           |                   |       |       |             |       | 96    | H Army       | 40 65 | 116   | H Harvard           | 63 62 |                 |
|                           |                   |       |       |             |       | 100   | A New Mexico | 49 56 | 118   | A Boston College    | 56 73 |                 |
|                           |                   |       |       |             |       |       |              |       | 124   | A Yale              | 59 66 |                 |
|                           |                   |       |       |             |       |       |              |       | 127   | N Stephen F. Austin | 62 57 |                 |
|                           |                   |       |       |             |       |       |              |       | 129   | A Rhode Island      | 48 56 |                 |
|                           |                   |       |       |             |       |       |              |       | 164   | A Bucknell          | 56 72 |                 |
|                           |                   |       |       |             |       |       |              |       | 164   | H Bucknell          | 60 65 |                 |
|                           |                   |       |       |             |       |       |              |       | 183   | A Holy Cross        | 62 76 |                 |
|                           |                   |       |       |             |       |       |              |       | 183   | H Holy Cross        | 48 71 |                 |
|                           |                   |       |       |             |       |       |              |       | 192   | H Massachusetts     | 57 78 |                 |
|                           |                   |       |       |             |       |       |              |       | 195   | A Navy              | 40 48 |                 |
|                           |                   |       |       |             |       |       |              |       | 195   | H Navy              | 55 61 |                 |
|                           |                   |       |       |             |       |       |              |       | 208   | H New Hampshire     | 55 67 |                 |
|                           |                   |       |       |             |       |       |              |       | 213   | A Lafayette         | 60 67 |                 |
|                           |                   |       |       |             |       |       |              |       | 213   | H Lafayette         | 56 49 |                 |
|                           |                   |       |       |             |       |       |              |       | 263   | A Colgate           | 48 58 |                 |
|                           |                   |       |       |             |       |       |              |       | 263   | A Colgate           | 54 67 |                 |
|                           |                   |       |       |             |       |       |              |       | 263   | H Colgate           | 58 53 |                 |
|                           |                   |       |       |             |       |       |              |       | 286   | A Loyola Maryland   | 55 66 |                 |
|                           |                   |       |       |             |       |       |              |       | 286   | H Loyola Maryland   | 53 63 |                 |
|                           |                   |       |       |             |       |       |              |       | 303   | H Vermont           | 66 61 |                 |
|                           |                   |       |       |             |       |       |              |       | 304   | A Northeastern      | 74 75 |                 |
| LAST 12 Division I GAMES: |                   |       |       |             |       |       |              |       |       |                     |       |                 |
| 263                       | A Colgate         | 48 58 | 263   | A Colgate   | 54 67 |       |              |       |       |                     |       |                 |
| 183                       | A Holy Cross      | 62 76 | 213   | H Lafayette | 56 49 |       |              |       |       |                     |       |                 |
| 96                        | A Army            | 50 64 | 195   | A Navy      | 40 48 |       |              |       |       |                     |       |                 |
| 164                       | H Bucknell        | 60 65 | 106   | H Lehigh    | 71 78 |       |              |       |       |                     |       |                 |
| 54                        | H American        | 50 58 | 96    | H Army      | 40 65 |       |              |       |       |                     |       |                 |
| 286                       | A Loyola Maryland | 55 66 | 164   | A Bucknell  | 56 72 |       |              |       |       |                     |       |                 |

Non-Div I Games:

Boston U.

■ Loss, 
 ■ Non-Conf, 
 ■ S Site, 
 ■ Home 
 ■ A Away 
 N Neutral

## Bowling Green

Through Games Of March 10, 2015

|                   |          |           |                |            |             |               |      |      |       |           |
|-------------------|----------|-----------|----------------|------------|-------------|---------------|------|------|-------|-----------|
| Average RPI Win:  | 277      | WON-LOST  | WINNING        | LAST 10    | STRENGTH OF | OPP. STRENGTH | TEAM | ADJ. | CONF. | ADJ CONF. |
| Average RPI Loss: | 159      | RECORD    | PCT. RANK      | GAMES      | SCHEDULE    | OF SCHEDULE   | RPI  | RPI  | RPI   | RPI       |
| DIV. I ONLY       | 9- 21    | 278       | 0- 10          | 308        | 206         | 291           | 291  | 15   | 15    |           |
| DIV. I NON-CONF.  | 7- 4     | 107       | 0- 0           | 349        | 254         | 255           | 255  | 17   | 17    |           |
| TOTALS            | RPI 1-25 | RPI 26-50 | W-L RECORDS    | RPI 51-100 | RPI 101-150 | RPI 150+      |      |      |       |           |
| 9- 21             | 0- 0     | 0- 0      | OVERALL        | 0- 6       | 0- 7        | 9- 8          |      |      |       |           |
| 4- 8              | 0- 0     | 0- 0      | HOME           | 0- 2       | 0- 3        | 4- 3          |      |      |       |           |
| 4- 12             | 0- 0     | 0- 0      | AWAY           | 0- 4       | 0- 3        | 4- 5          |      |      |       |           |
| 1- 1              | 0- 0     | 0- 0      | NEUTRAL        | 0- 0       | 0- 1        | 1- 0          |      |      |       |           |
| 7- 4              | 0- 0     | 0- 0      | NON-CONFERENCE | 0- 0       | 0- 1        | 7- 3          |      |      |       |           |
| 2- 1              | 0- 0     | 0- 0      | HOME           | 0- 0       | 0- 0        | 2- 1          |      |      |       |           |
| 4- 2              | 0- 0     | 0- 0      | AWAY           | 0- 0       | 0- 0        | 4- 2          |      |      |       |           |
| 1- 1              | 0- 0     | 0- 0      | NEUTRAL        | 0- 0       | 0- 1        | 1- 0          |      |      |       |           |
| 2- 17             | 0- 0     | 0- 0      | CONFERENCE     | 0- 6       | 0- 6        | 2- 5          |      |      |       |           |
| 2- 7              | 0- 0     | 0- 0      | HOME           | 0- 2       | 0- 3        | 2- 2          |      |      |       |           |
| 0- 10             | 0- 0     | 0- 0      | AWAY           | 0- 4       | 0- 3        | 0- 3          |      |      |       |           |
| 0- 0              | 0- 0     | 0- 0      | NEUTRAL        | 0- 0       | 0- 0        | 0- 0          |      |      |       |           |

| RPI 1-25                  |   |          |       | RPI 26-50 |   |               |       | RPI 51-100 |     |               |               | RPI 101+ |     |          |                    | Team's RPI: 291 |    |
|---------------------------|---|----------|-------|-----------|---|---------------|-------|------------|-----|---------------|---------------|----------|-----|----------|--------------------|-----------------|----|
| RPI                       | S | Opponent | Score | RPI       | S | Opponent      | Score | RPI        | S   | Opponent      | Score         | RPI      | S   | Opponent | Score              |                 |    |
|                           |   |          |       |           |   |               |       | 57         | A   | Ohio          | 47            | 67       | 105 | N        | Hampton            | 53              | 64 |
|                           |   |          |       |           |   |               |       | 57         | H   | Ohio          | 46            | 71       | 113 | H        | Toledo             | 48              | 64 |
|                           |   |          |       |           |   |               |       | 81         | A   | Akron         | 59            | 67       | 119 | A        | Eastern Mich.      | 52              | 64 |
|                           |   |          |       |           |   |               |       | 81         | H   | Akron         | 71            | 79       | 120 | A        | Ball St.           | 52              | 77 |
|                           |   |          |       |           |   |               |       | 94         | A   | Western Mich. | 42            | 65       | 120 | H        | Ball St.           | 50              | 62 |
|                           |   |          |       |           |   |               |       | 94         | A   | Western Mich. | 52            | 82       | 136 | A        | Buffalo            | 45              | 66 |
|                           |   |          |       |           |   |               |       |            |     |               |               |          | 136 | H        | Buffalo            | 47              | 55 |
|                           |   |          |       |           |   |               |       |            |     |               |               |          | 164 | H        | Bucknell           | 52              | 53 |
|                           |   |          |       |           |   |               |       |            |     |               |               |          | 168 | H        | Central Mich.      | 54              | 57 |
|                           |   |          |       |           |   |               |       |            |     |               |               |          | 194 | H        | Iona               | 80              | 59 |
|                           |   |          |       |           |   |               |       |            |     |               |               |          | 250 | A        | Northern Ill.      | 50              | 67 |
|                           |   |          |       |           |   |               |       |            |     |               |               |          | 250 | H        | Northern Ill.      | 65              | 59 |
|                           |   |          |       |           |   |               |       |            |     |               |               |          | 257 | H        | Cincinnati         | 66              | 55 |
|                           |   |          |       |           |   |               |       |            |     |               |               |          | 270 | A        | Loyola Marymount   | 48              | 51 |
|                           |   |          |       |           |   |               |       |            |     |               |               |          | 272 | N        | UC Irvine          | 62              | 54 |
|                           |   |          |       |           |   |               |       |            |     |               |               |          | 274 | A        | Miami (OH)         | 51              | 59 |
|                           |   |          |       |           |   |               |       |            |     |               |               |          | 274 | H        | Miami (OH)         | 66              | 53 |
|                           |   |          |       |           |   |               |       |            |     |               |               |          | 283 | A        | Milwaukee          | 60              | 50 |
|                           |   |          |       |           |   |               |       |            |     |               |               |          | 287 | A        | Kent St.           | 48              | 55 |
|                           |   |          |       |           |   |               |       |            |     |               |               |          | 287 | H        | Kent St.           | 58              | 62 |
|                           |   |          |       |           |   |               |       |            |     |               |               |          | 318 | A        | Bradley            | 61              | 47 |
|                           |   |          |       |           |   |               |       |            |     |               |               |          | 319 | A        | Saint Francis (PA) | 76              | 62 |
|                           |   |          |       |           |   |               |       |            |     |               |               |          | 323 | A        | Illinois St.       | 58              | 54 |
|                           |   |          |       |           |   |               |       |            |     |               |               |          | 333 | A        | FIU                | 55              | 68 |
| LAST 12 Division I GAMES: |   |          |       |           |   |               |       |            |     |               |               |          |     |          |                    |                 |    |
|                           |   |          |       | 94        | A | Western Mich. | 42    | 65         | 120 | A             | Ball St.      | 52       | 77  |          |                    |                 |    |
|                           |   |          |       | 81        | H | Akron         | 71    | 79         | 57  | H             | Ohio          | 46       | 71  |          |                    |                 |    |
|                           |   |          |       | 136       | H | Buffalo       | 47    | 55         | 136 | A             | Buffalo       | 45       | 66  |          |                    |                 |    |
|                           |   |          |       | 57        | A | Ohio          | 47    | 67         | 168 | H             | Central Mich. | 54       | 57  |          |                    |                 |    |
|                           |   |          |       | 274       | A | Miami (OH)    | 51    | 59         | 113 | H             | Toledo        | 48       | 64  |          |                    |                 |    |
|                           |   |          |       | 287       | H | Kent St.      | 58    | 62         | 250 | A             | Northern Ill. | 50       | 67  |          |                    |                 |    |

Non-Div I Games:

Bowling Green

■ Loss, 
 ■ Non-Conf, 
 ■ S Site, 
 ■ H Home 
 ■ A Away 
 N Neutral



| Average RPI Win:  | 269      | WON-LOST  | WINNING        | LAST 10    | STRENGTH OF | OPP. STRENGTH | TEAM | ADJ. | CONF. | ADJ CONF. |
|-------------------|----------|-----------|----------------|------------|-------------|---------------|------|------|-------|-----------|
| Average RPI Loss: | 166      | RECORD    | PCT. RANK      | GAMES      | SCHEDULE    | OF SCHEDULE   | RPI  | RPI  | RPI   | RPI       |
| DIV. I ONLY       | 6- 23    | 311       | 3- 7           | 265        | 232         | 318           | 318  | 19   | 19    |           |
| DIV. I NON-CONF.  | 1- 10    | 329       | 0- 0           | 288        | 287         | 345           | 345  | 16   | 16    |           |
| TOTALS            | RPI 1-25 | RPI 26-50 | W-L RECORDS    | RPI 51-100 | RPI 101-150 | RPI 150+      |      |      |       |           |
| 6- 23             | 0- 1     | 0- 3      | OVERALL        | 0- 2       | 1- 4        | 5- 13         |      |      |       |           |
| 4- 11             | 0- 0     | 0- 1      | HOME           | 0- 1       | 1- 2        | 3- 7          |      |      |       |           |
| 2- 12             | 0- 1     | 0- 2      | AWAY           | 0- 1       | 0- 2        | 2- 6          |      |      |       |           |
| 0- 0              | 0- 0     | 0- 0      | NEUTRAL        | 0- 0       | 0- 0        | 0- 0          |      |      |       |           |
| 1- 10             | 0- 1     | 0- 1      | NON-CONFERENCE | 0- 0       | 1- 0        | 0- 8          |      |      |       |           |
| 1- 5              | 0- 0     | 0- 0      | HOME           | 0- 0       | 1- 0        | 0- 5          |      |      |       |           |
| 0- 5              | 0- 1     | 0- 1      | AWAY           | 0- 0       | 0- 0        | 0- 3          |      |      |       |           |
| 0- 0              | 0- 0     | 0- 0      | NEUTRAL        | 0- 0       | 0- 0        | 0- 0          |      |      |       |           |
| 5- 13             | 0- 0     | 0- 2      | CONFERENCE     | 0- 2       | 0- 4        | 5- 5          |      |      |       |           |
| 3- 6              | 0- 0     | 0- 1      | HOME           | 0- 1       | 0- 2        | 3- 2          |      |      |       |           |
| 2- 7              | 0- 0     | 0- 1      | AWAY           | 0- 1       | 0- 2        | 2- 3          |      |      |       |           |
| 0- 0              | 0- 0     | 0- 0      | NEUTRAL        | 0- 0       | 0- 0        | 0- 0          |      |      |       |           |

| RPI 1-25                  |   |          |        | RPI 26-50 |   |                |        | RPI 51-100 |   |          |       | RPI 101+ |   |                   |       | Team's RPI: 318 |  |
|---------------------------|---|----------|--------|-----------|---|----------------|--------|------------|---|----------|-------|----------|---|-------------------|-------|-----------------|--|
| RPI                       | S | Opponent | Score  | RPI       | S | Opponent       | Score  | RPI        | S | Opponent | Score | RPI      | S | Opponent          | Score |                 |  |
| 22                        | A | Oklahoma | 55 104 | 37        | A | DePaul         | 77 101 | 79         | A | Drake    | 70 86 | 102      | H | Missouri          | 76 64 |                 |  |
|                           |   |          |        | 38        | A | Wichita St.    | 36 66  | 79         | H | Drake    | 47 80 | 122      | A | UNI               | 68 74 |                 |  |
|                           |   |          |        | 38        | H | Wichita St.    | 45 61  |            |   |          |       | 122      | H | UNI               | 51 70 |                 |  |
|                           |   |          |        |           |   |                |        |            |   |          |       | 123      | A | Missouri St.      | 61 69 |                 |  |
|                           |   |          |        |           |   |                |        |            |   |          |       | 123      | H | Missouri St.      | 64 78 |                 |  |
|                           |   |          |        |           |   |                |        |            |   |          |       | 163      | A | Southern Ill.     | 59 76 |                 |  |
|                           |   |          |        |           |   |                |        |            |   |          |       | 163      | H | Southern Ill.     | 66 72 |                 |  |
|                           |   |          |        |           |   |                |        |            |   |          |       | 170      | A | Indiana St.       | 50 64 |                 |  |
|                           |   |          |        |           |   |                |        |            |   |          |       | 170      | H | Indiana St.       | 55 65 |                 |  |
|                           |   |          |        |           |   |                |        |            |   |          |       | 188      | A | Stony Brook       | 63 79 |                 |  |
|                           |   |          |        |           |   |                |        |            |   |          |       | 207      | A | Ill.-Chicago      | 43 71 |                 |  |
|                           |   |          |        |           |   |                |        |            |   |          |       | 233      | H | Western Ill.      | 63 75 |                 |  |
|                           |   |          |        |           |   |                |        |            |   |          |       | 250      | H | Northern Ill.     | 54 67 |                 |  |
|                           |   |          |        |           |   |                |        |            |   |          |       | 251      | A | Evansville        | 46 86 |                 |  |
|                           |   |          |        |           |   |                |        |            |   |          |       | 251      | H | Evansville        | 56 50 |                 |  |
|                           |   |          |        |           |   |                |        |            |   |          |       | 290      | A | Columbia          | 74 81 |                 |  |
|                           |   |          |        |           |   |                |        |            |   |          |       | 291      | H | Bowling Green     | 47 61 |                 |  |
|                           |   |          |        |           |   |                |        |            |   |          |       | 307      | A | Loyola Chicago    | 46 45 |                 |  |
|                           |   |          |        |           |   |                |        |            |   |          |       | 307      | H | Loyola Chicago    | 66 57 |                 |  |
|                           |   |          |        |           |   |                |        |            |   |          |       | 316      | H | Southeast Mo. St. | 65 70 |                 |  |
|                           |   |          |        |           |   |                |        |            |   |          |       | 323      | A | Illinois St.      | 58 55 |                 |  |
|                           |   |          |        |           |   |                |        |            |   |          |       | 323      | H | Illinois St.      | 60 50 |                 |  |
|                           |   |          |        |           |   |                |        |            |   |          |       | 345      | H | Chicago St.       | 59 62 |                 |  |
| LAST 12 Division I GAMES: |   |          |        |           |   |                |        |            |   |          |       |          |   |                   |       |                 |  |
|                           |   |          |        | 122       | A | UNI            | 68 74  |            |   |          |       | 123      | A | Missouri St.      | 61 69 |                 |  |
|                           |   |          |        | 79        | A | Drake          | 70 86  |            |   |          |       | 251      | H | Evansville        | 56 50 |                 |  |
|                           |   |          |        | 323       | H | Illinois St.   | 60 50  |            |   |          |       | 170      | H | Indiana St.       | 55 65 |                 |  |
|                           |   |          |        | 163       | H | Southern Ill.  | 66 72  |            |   |          |       | 163      | A | Southern Ill.     | 59 76 |                 |  |
|                           |   |          |        | 307       | H | Loyola Chicago | 66 57  |            |   |          |       | 323      | A | Illinois St.      | 58 55 |                 |  |
|                           |   |          |        | 38        | A | Wichita St.    | 36 66  |            |   |          |       | 307      | A | Loyola Chicago    | 46 45 |                 |  |

Non-Div I Games:

Bradley

■ Loss, 
■ Non-Conf, S Site, 
■ Home 
■ Away 
N Neutral

|                   |          |           |                |            |             |               |      |      |       |           |
|-------------------|----------|-----------|----------------|------------|-------------|---------------|------|------|-------|-----------|
| Average RPI Win:  | 244      | WON-LOST  | WINNING        | LAST 10    | STRENGTH OF | OPP. STRENGTH | TEAM | ADJ. | CONF. | ADJ CONF. |
| Average RPI Loss: | 129      | RECORD    | PCT. RANK      | GAMES      | SCHEDULE    | OF SCHEDULE   | RPI  | RPI  | RPI   | RPI       |
| DIV. I ONLY       | 10- 18   | 253       | 3- 7           | 172        | 170         | 231           | 231  | 7    | 7     |           |
| DIV. I NON-CONF.  | 6- 8     | 197       | 0- 0           | 291        | 322         | 254           | 254  | 10   | 10    |           |
| TOTALS            | RPI 1-25 | RPI 26-50 | W-L RECORDS    | RPI 51-100 | RPI 101-150 | RPI 150+      |      |      |       |           |
| 10- 18            | 0- 2     | 0- 0      | OVERALL        | 0- 3       | 2- 8        | 8- 5          |      |      |       |           |
| 4- 8              | 0- 1     | 0- 0      | HOME           | 0- 1       | 0- 4        | 4- 2          |      |      |       |           |
| 5- 8              | 0- 1     | 0- 0      | AWAY           | 0- 2       | 2- 2        | 3- 3          |      |      |       |           |
| 1- 2              | 0- 0     | 0- 0      | NEUTRAL        | 0- 0       | 0- 2        | 1- 0          |      |      |       |           |
| 6- 8              | 0- 0     | 0- 0      | NON-CONFERENCE | 0- 1       | 0- 4        | 6- 3          |      |      |       |           |
| 3- 2              | 0- 0     | 0- 0      | HOME           | 0- 0       | 0- 1        | 3- 1          |      |      |       |           |
| 2- 4              | 0- 0     | 0- 0      | AWAY           | 0- 1       | 0- 1        | 2- 2          |      |      |       |           |
| 1- 2              | 0- 0     | 0- 0      | NEUTRAL        | 0- 0       | 0- 2        | 1- 0          |      |      |       |           |
| 4- 10             | 0- 2     | 0- 0      | CONFERENCE     | 0- 2       | 2- 4        | 2- 2          |      |      |       |           |
| 1- 6              | 0- 1     | 0- 0      | HOME           | 0- 1       | 0- 3        | 1- 1          |      |      |       |           |
| 3- 4              | 0- 1     | 0- 0      | AWAY           | 0- 1       | 2- 1        | 1- 1          |      |      |       |           |
| 0- 0              | 0- 0     | 0- 0      | NEUTRAL        | 0- 0       | 0- 0        | 0- 0          |      |      |       |           |

| RPI                       | S | Opponent  | Score | RPI | S | Opponent  | Score | RPI | S | Opponent | Score | RPI | S | Opponent            | Score | Team's RPI: 231 |
|---------------------------|---|-----------|-------|-----|---|-----------|-------|-----|---|----------|-------|-----|---|---------------------|-------|-----------------|
| 12                        | A | Princeton | 67 79 |     |   |           |       | 52  | A | Penn     | 58 75 | 116 | A | Harvard             | 83 80 |                 |
| 12                        | H | Princeton | 58 86 |     |   |           |       | 52  | H | Penn     | 75 83 | 116 | H | Harvard             | 69 76 |                 |
|                           |   |           |       |     |   |           |       | 91  | A | Maine    | 53 58 | 118 | N | Boston College      | 80 90 |                 |
|                           |   |           |       |     |   |           |       |     |   |          |       | 124 | A | Yale                | 49 66 |                 |
|                           |   |           |       |     |   |           |       |     |   |          |       | 124 | H | Yale                | 69 79 |                 |
|                           |   |           |       |     |   |           |       |     |   |          |       | 125 | A | Cornell             | 58 51 |                 |
|                           |   |           |       |     |   |           |       |     |   |          |       | 125 | H | Cornell             | 52 65 |                 |
|                           |   |           |       |     |   |           |       |     |   |          |       | 129 | A | Rhode Island        | 61 65 |                 |
|                           |   |           |       |     |   |           |       |     |   |          |       | 139 | N | UC Riverside        | 65 79 |                 |
|                           |   |           |       |     |   |           |       |     |   |          |       | 143 | H | Bryant              | 60 67 |                 |
|                           |   |           |       |     |   |           |       |     |   |          |       | 154 | A | Dartmouth           | 50 47 |                 |
|                           |   |           |       |     |   |           |       |     |   |          |       | 154 | H | Dartmouth           | 53 71 |                 |
|                           |   |           |       |     |   |           |       |     |   |          |       | 165 | H | St. Bonaventure     | 56 58 |                 |
|                           |   |           |       |     |   |           |       |     |   |          |       | 208 | A | New Hampshire       | 57 60 |                 |
|                           |   |           |       |     |   |           |       |     |   |          |       | 219 | H | Sacred Heart        | 66 56 |                 |
|                           |   |           |       |     |   |           |       |     |   |          |       | 269 | A | Providence          | 69 78 |                 |
|                           |   |           |       |     |   |           |       |     |   |          |       | 290 | A | Columbia            | 74 83 |                 |
|                           |   |           |       |     |   |           |       |     |   |          |       | 290 | H | Columbia            | 85 76 |                 |
|                           |   |           |       |     |   |           |       |     |   |          |       | 293 | A | Morgan St.          | 59 52 |                 |
|                           |   |           |       |     |   |           |       |     |   |          |       | 298 | H | NJIT                | 67 39 |                 |
|                           |   |           |       |     |   |           |       |     |   |          |       | 301 | H | Fairleigh Dickinson | 79 74 |                 |
|                           |   |           |       |     |   |           |       |     |   |          |       | 303 | A | Vermont             | 81 76 |                 |
|                           |   |           |       |     |   |           |       |     |   |          |       | 340 | N | Howard              | 80 68 |                 |
| LAST 12 Division I GAMES: |   |           |       |     |   |           |       |     |   |          |       |     |   |                     |       |                 |
| 116                       | H | Harvard   | 69 76 | 52  | H | Penn      | 75 83 |     |   |          |       |     |   |                     |       |                 |
| 154                       | H | Dartmouth | 53 71 | 12  | H | Princeton | 58 86 |     |   |          |       |     |   |                     |       |                 |
| 12                        | A | Princeton | 67 79 | 154 | A | Dartmouth | 50 47 |     |   |          |       |     |   |                     |       |                 |
| 52                        | A | Penn      | 58 75 | 116 | A | Harvard   | 83 80 |     |   |          |       |     |   |                     |       |                 |
| 125                       | A | Cornell   | 58 51 | 290 | H | Columbia  | 85 76 |     |   |          |       |     |   |                     |       |                 |
| 290                       | A | Columbia  | 74 83 | 125 | H | Cornell   | 52 65 |     |   |          |       |     |   |                     |       |                 |

Non-Div I Games:

Brown

■ Loss, 
 ■ Non-Conf, 
 S Site, 
 H Home 
 A Away 
 N Neutral

B  
r  
y  
a  
n  
tB  
r  
y  
a  
n  
t

Bryant

B  
r  
y  
a  
n  
t

RPI S Opponent Score

Bryant

Through Games Of March 10, 2015

| RPI | S | Opponent       | Score |    |
|-----|---|----------------|-------|----|
| 320 | H | Mt. St. Mary's | 76    | 54 |
| 325 | A | Wagner         | 64    | 47 |
| 325 | H | Wagner         | 84    | 48 |

B  
r  
y  
a  
n  
t

Bryant

|                              |               |            |                |             |               |            |            |           |           |
|------------------------------|---------------|------------|----------------|-------------|---------------|------------|------------|-----------|-----------|
| Average RPI Win: <b>246</b>  | WON-LOST      | WINNING    | LAST 10        | STRENGTH OF | OPP. STRENGTH | TEAM       | ADJ.       | CONF.     | ADJ CONF. |
| Average RPI Loss: <b>131</b> | RECORD        | PCT. RANK  | GAMES          | SCHEDULE    | OF SCHEDULE   | RPI        | RPI        | RPI       | RPI       |
| DIV. I ONLY                  | <b>18- 12</b> | <b>106</b> | <b>5- 5</b>    | <b>284</b>  | <b>219</b>    | <b>164</b> | <b>164</b> | <b>18</b> | <b>18</b> |
| DIV. I NON-CONF.             | <b>8- 3</b>   | <b>71</b>  | <b>0- 0</b>    | <b>321</b>  | <b>249</b>    | <b>120</b> | <b>120</b> | <b>20</b> | <b>20</b> |
| TOTALS                       | RPI 1-25      | RPI 26-50  | W-L RECORDS    | RPI 51-100  | RPI 101-150   | RPI 150+   |            |           |           |
| 18- 12                       | 0- 0          | 0- 0       | OVERALL        | 0- 6        | 3- 1          | 15- 5      |            |           |           |
| 10- 4                        | 0- 0          | 0- 0       | HOME           | 0- 2        | 3- 0          | 7- 2       |            |           |           |
| 8- 8                         | 0- 0          | 0- 0       | AWAY           | 0- 0        | 0- 0          | 8- 1       |            |           |           |
| 0- 0                         | 0- 0          | 0- 0       | NEUTRAL        | 0- 0        | 0- 0          | 0- 0       |            |           |           |
| 8- 3                         | 0- 0          | 0- 0       | NON-CONFERENCE | 0- 2        | 2- 0          | 6- 1       |            |           |           |
| 4- 0                         | 0- 0          | 0- 0       | HOME           | 0- 0        | 2- 0          | 2- 0       |            |           |           |
| 4- 3                         | 0- 0          | 0- 0       | AWAY           | 0- 2        | 0- 0          | 4- 1       |            |           |           |
| 0- 0                         | 0- 0          | 0- 0       | NEUTRAL        | 0- 0        | 0- 0          | 0- 0       |            |           |           |
| 10- 9                        | 0- 0          | 0- 0       | CONFERENCE     | 0- 4        | 1- 1          | 9- 4       |            |           |           |
| 6- 4                         | 0- 0          | 0- 0       | HOME           | 0- 2        | 1- 0          | 5- 2       |            |           |           |
| 4- 5                         | 0- 0          | 0- 0       | AWAY           | 0- 2        | 0- 1          | 4- 2       |            |           |           |
| 0- 0                         | 0- 0          | 0- 0       | NEUTRAL        | 0- 0        | 0- 0          | 0- 0       |            |           |           |

| RPI 1-25                  |   |          |       | RPI 26-50 |   |                 |       | RPI 51-100 |   |                |       | RPI 101+ |   |                     |       | Team's RPI: 164 |  |
|---------------------------|---|----------|-------|-----------|---|-----------------|-------|------------|---|----------------|-------|----------|---|---------------------|-------|-----------------|--|
| RPI                       | S | Opponent | Score | RPI       | S | Opponent        | Score | RPI        | S | Opponent       | Score | RPI      | S | Opponent            | Score |                 |  |
|                           |   |          |       |           |   |                 |       | 54         | A | American       | 55 65 | 106      | A | Lehigh              | 61 76 |                 |  |
|                           |   |          |       |           |   |                 |       | 54         | H | American       | 55 60 | 106      | H | Lehigh              | 69 61 |                 |  |
|                           |   |          |       |           |   |                 |       | 69         | A | Michigan       | 61 68 | 124      | H | Yale                | 73 66 |                 |  |
|                           |   |          |       |           |   |                 |       | 77         | A | Youngstown St. | 54 69 | 125      | H | Cornell             | 59 51 |                 |  |
|                           |   |          |       |           |   |                 |       | 96         | A | Army           | 45 67 | 183      | A | Holy Cross          | 61 69 |                 |  |
|                           |   |          |       |           |   |                 |       | 96         | H | Army           | 46 50 | 183      | H | Holy Cross          | 52 53 |                 |  |
|                           |   |          |       |           |   |                 |       |            |   |                |       | 195      | A | Navy                | 44 42 |                 |  |
|                           |   |          |       |           |   |                 |       |            |   |                |       | 195      | H | Navy                | 49 60 |                 |  |
|                           |   |          |       |           |   |                 |       |            |   |                |       | 195      | H | Navy                | 51 50 |                 |  |
|                           |   |          |       |           |   |                 |       |            |   |                |       | 197      | A | Delaware            | 56 58 |                 |  |
|                           |   |          |       |           |   |                 |       |            |   |                |       | 213      | A | Lafayette           | 77 71 |                 |  |
|                           |   |          |       |           |   |                 |       |            |   |                |       | 213      | H | Lafayette           | 51 37 |                 |  |
|                           |   |          |       |           |   |                 |       |            |   |                |       | 259      | H | UMBC                | 85 41 |                 |  |
|                           |   |          |       |           |   |                 |       |            |   |                |       | 263      | A | Colgate             | 41 54 |                 |  |
|                           |   |          |       |           |   |                 |       |            |   |                |       | 263      | H | Colgate             | 77 75 |                 |  |
|                           |   |          |       |           |   |                 |       |            |   |                |       | 286      | A | Loyola Maryland     | 72 61 |                 |  |
|                           |   |          |       |           |   |                 |       |            |   |                |       | 286      | H | Loyola Maryland     | 66 49 |                 |  |
|                           |   |          |       |           |   |                 |       |            |   |                |       | 291      | A | Bowling Green       | 53 52 |                 |  |
|                           |   |          |       |           |   |                 |       |            |   |                |       | 293      | H | Morgan St.          | 79 50 |                 |  |
|                           |   |          |       |           |   |                 |       |            |   |                |       | 301      | A | Fairleigh Dickinson | 61 60 |                 |  |
|                           |   |          |       |           |   |                 |       |            |   |                |       | 320      | A | Mt. St. Mary's      | 74 49 |                 |  |
|                           |   |          |       |           |   |                 |       |            |   |                |       | 321      | A | Boston U.           | 65 60 |                 |  |
|                           |   |          |       |           |   |                 |       |            |   |                |       | 321      | H | Boston U.           | 72 56 |                 |  |
|                           |   |          |       |           |   |                 |       |            |   |                |       | 324      | A | Binghamton          | 68 57 |                 |  |
| LAST 12 Division I GAMES: |   |          |       |           |   |                 |       |            |   |                |       |          |   |                     |       |                 |  |
|                           |   |          |       | 195       | H | Navy            | 49 60 |            |   |                |       | 195      | H | Navy                | 51 50 |                 |  |
|                           |   |          |       | 54        | A | American        | 55 65 |            |   |                |       | 183      | A | Holy Cross          | 61 69 |                 |  |
|                           |   |          |       | 106       | H | Lehigh          | 69 61 |            |   |                |       | 213      | H | Lafayette           | 51 37 |                 |  |
|                           |   |          |       | 321       | A | Boston U.       | 65 60 |            |   |                |       | 263      | A | Colgate             | 41 54 |                 |  |
|                           |   |          |       | 286       | A | Loyola Maryland | 72 61 |            |   |                |       | 106      | A | Lehigh              | 61 76 |                 |  |
|                           |   |          |       | 96        | H | Army            | 46 50 |            |   |                |       | 321      | H | Boston U.           | 72 56 |                 |  |

Non-Div I Games:

Bucknell

## Buffalo

Through Games Of March 10, 2015

|                              |               |            |                |             |               |            |            |           |           |
|------------------------------|---------------|------------|----------------|-------------|---------------|------------|------------|-----------|-----------|
| Average RPI Win: <b>220</b>  | WON-LOST      | WINNING    | LAST 10        | STRENGTH OF | OPP. STRENGTH | TEAM       | ADJ.       | CONF.     | ADJ CONF. |
| Average RPI Loss: <b>132</b> | RECORD        | PCT. RANK  | GAMES          | SCHEDULE    | OF SCHEDULE   | RPI        | RPI        | RPI       | RPI       |
| DIV. I ONLY                  | <b>18- 11</b> | <b>93</b>  | <b>7- 3</b>    | <b>250</b>  | <b>179</b>    | <b>136</b> | <b>136</b> | <b>15</b> | <b>15</b> |
| DIV. I NON-CONF.             | <b>7- 4</b>   | <b>107</b> | <b>0- 0</b>    | <b>330</b>  | <b>196</b>    | <b>180</b> | <b>180</b> | <b>17</b> | <b>17</b> |
| TOTALS                       | RPI 1-25      | RPI 26-50  | W-L RECORDS    | RPI 51-100  | RPI 101-150   | RPI 150+   |            |           |           |
| 18- 11                       | 0- 1          | 0- 0       | OVERALL        | 2- 4        | 4- 2          | 12- 4      |            |           |           |
| 8- 4                         | 0- 0          | 0- 0       | HOME           | 1- 2        | 2- 0          | 5- 2       |            |           |           |
| 9- 6                         | 0- 1          | 0- 0       | AWAY           | 1- 2        | 2- 1          | 6- 2       |            |           |           |
| 1- 1                         | 0- 0          | 0- 0       | NEUTRAL        | 0- 0        | 0- 1          | 1- 0       |            |           |           |
| 7- 4                         | 0- 1          | 0- 0       | NON-CONFERENCE | 0- 0        | 1- 1          | 6- 2       |            |           |           |
| 2- 1                         | 0- 0          | 0- 0       | HOME           | 0- 0        | 0- 0          | 2- 1       |            |           |           |
| 4- 2                         | 0- 1          | 0- 0       | AWAY           | 0- 0        | 1- 0          | 3- 1       |            |           |           |
| 1- 1                         | 0- 0          | 0- 0       | NEUTRAL        | 0- 0        | 0- 1          | 1- 0       |            |           |           |
| 11- 7                        | 0- 0          | 0- 0       | CONFERENCE     | 2- 4        | 3- 1          | 6- 2       |            |           |           |
| 6- 3                         | 0- 0          | 0- 0       | HOME           | 1- 2        | 2- 0          | 3- 1       |            |           |           |
| 5- 4                         | 0- 0          | 0- 0       | AWAY           | 1- 2        | 1- 1          | 3- 1       |            |           |           |
| 0- 0                         | 0- 0          | 0- 0       | NEUTRAL        | 0- 0        | 0- 0          | 0- 0       |            |           |           |

| RPI 1-25                  |   |               |              | RPI 26-50 |   |               |              | RPI 51-100 |   |               |              | RPI 101+ Team's RPI: 136 |   |                    |              |
|---------------------------|---|---------------|--------------|-----------|---|---------------|--------------|------------|---|---------------|--------------|--------------------------|---|--------------------|--------------|
| RPI                       | S | Opponent      | Score        | RPI       | S | Opponent      | Score        | RPI        | S | Opponent      | Score        | RPI                      | S | Opponent           | Score        |
| 15                        | A | Duke          | 54 <b>88</b> |           |   |               |              | 57         | A | Ohio          | 70 <b>78</b> | 113                      | A | Toledo             | 63 <b>75</b> |
|                           |   |               |              |           |   |               |              | 57         | H | Ohio          | 50 <b>61</b> | 113                      | H | Toledo             | 68 61        |
|                           |   |               |              |           |   |               |              | 81         | A | Akron         | 70 <b>81</b> | 114                      | N | Tulsa              | 77 <b>87</b> |
|                           |   |               |              |           |   |               |              | 81         | H | Akron         | 87 80        | 119                      | A | Eastern Mich.      | 75 53        |
|                           |   |               |              |           |   |               |              | 94         | A | Western Mich. | 54 44        | 120                      | H | Ball St.           | 53 43        |
|                           |   |               |              |           |   |               |              | 94         | H | Western Mich. | 59 <b>62</b> | 125                      | A | Cornell            | 65 58        |
|                           |   |               |              |           |   |               |              |            |   |               |              | 165                      | H | St. Bonaventure    | 51 44        |
|                           |   |               |              |           |   |               |              |            |   |               |              | 168                      | A | Central Mich.      | 58 <b>66</b> |
|                           |   |               |              |           |   |               |              |            |   |               |              | 169                      | H | Siena              | 50 <b>58</b> |
|                           |   |               |              |           |   |               |              |            |   |               |              | 239                      | H | Niagara            | 73 64        |
|                           |   |               |              |           |   |               |              |            |   |               |              | 250                      | H | Northern Ill.      | 47 43        |
|                           |   |               |              |           |   |               |              |            |   |               |              | 261                      | A | Canisius           | 72 55        |
|                           |   |               |              |           |   |               |              |            |   |               |              | 274                      | A | Miami (OH)         | 71 51        |
|                           |   |               |              |           |   |               |              |            |   |               |              | 274                      | H | Miami (OH)         | 68 <b>78</b> |
|                           |   |               |              |           |   |               |              |            |   |               |              | 287                      | A | Kent St.           | 68 58        |
|                           |   |               |              |           |   |               |              |            |   |               |              | 287                      | H | Kent St.           | 59 57        |
|                           |   |               |              |           |   |               |              |            |   |               |              | 291                      | A | Bowling Green      | 55 47        |
|                           |   |               |              |           |   |               |              |            |   |               |              | 291                      | H | Bowling Green      | 66 45        |
|                           |   |               |              |           |   |               |              |            |   |               |              | 308                      | A | LIU Brooklyn       | 73 <b>79</b> |
|                           |   |               |              |           |   |               |              |            |   |               |              | 319                      | A | Saint Francis (PA) | 88 80        |
|                           |   |               |              |           |   |               |              |            |   |               |              | 322                      | A | Manhattan          | 68 58        |
|                           |   |               |              |           |   |               |              |            |   |               |              | 323                      | N | Illinois St.       | 68 60        |
| LAST 12 Division I GAMES: |   |               |              |           |   |               |              |            |   |               |              |                          |   |                    |              |
| 287                       | A | Kent St.      | 68 58        | 94        | A | Western Mich. | 54 44        |            |   |               |              |                          |   |                    |              |
| 291                       | A | Bowling Green | 55 47        | 81        | A | Akron         | 70 <b>81</b> |            |   |               |              |                          |   |                    |              |
| 81                        | H | Akron         | 87 80        | 291       | H | Bowling Green | 66 45        |            |   |               |              |                          |   |                    |              |
| 57                        | A | Ohio          | 70 <b>78</b> | 113       | H | Toledo        | 68 61        |            |   |               |              |                          |   |                    |              |
| 274                       | H | Miami (OH)    | 68 <b>78</b> | 119       | A | Eastern Mich. | 75 53        |            |   |               |              |                          |   |                    |              |
| 287                       | H | Kent St.      | 59 57        | 250       | H | Northern Ill. | 47 43        |            |   |               |              |                          |   |                    |              |

Non-Div I Games:

Buffalo

  Loss, 
  Non-Conf, S Site, 
  Home 
  Away 
N Neutral

|                   |               |            |                |            |             |               |            |           |           |           |
|-------------------|---------------|------------|----------------|------------|-------------|---------------|------------|-----------|-----------|-----------|
| Average RPI Win:  | <b>196</b>    | WON-LOST   | WINNING        | LAST 10    | STRENGTH OF | OPP. STRENGTH | TEAM       | ADJ.      | CONF.     | ADJ CONF. |
| Average RPI Loss: | <b>93</b>     | RECORD     | PCT. RANK      | GAMES      | SCHEDULE    | OF SCHEDULE   | RPI        | RPI       | RPI       | RPI       |
| DIV. I ONLY       | <b>13- 16</b> | <b>209</b> | <b>3- 7</b>    | <b>69</b>  | <b>92</b>   | <b>144</b>    | <b>144</b> | <b>10</b> | <b>10</b> |           |
| DIV. I NON-CONF.  | <b>3- 7</b>   | <b>250</b> | <b>0- 0</b>    | <b>48</b>  | <b>121</b>  | <b>190</b>    | <b>190</b> | <b>9</b>  | <b>9</b>  |           |
| TOTALS            | RPI 1-25      | RPI 26-50  | W-L RECORDS    | RPI 51-100 | RPI 101-150 | RPI 150+      |            |           |           |           |
| 13- 16            | 0- 2          | 0- 5       | OVERALL        | 4- 5       | 1- 0        | 8- 4          |            |           |           |           |
| 7- 6              | 0- 1          | 0- 2       | HOME           | 3- 1       | 1- 0        | 3- 2          |            |           |           |           |
| 6- 7              | 0- 0          | 0- 3       | AWAY           | 1- 2       | 0- 0        | 5- 2          |            |           |           |           |
| 0- 3              | 0- 1          | 0- 0       | NEUTRAL        | 0- 2       | 0- 0        | 0- 0          |            |           |           |           |
| 3- 7              | 0- 2          | 0- 1       | NON-CONFERENCE | 1- 1       | 1- 0        | 1- 3          |            |           |           |           |
| 2- 2              | 0- 1          | 0- 0       | HOME           | 1- 0       | 1- 0        | 0- 1          |            |           |           |           |
| 1- 3              | 0- 0          | 0- 1       | AWAY           | 0- 0       | 0- 0        | 1- 2          |            |           |           |           |
| 0- 2              | 0- 1          | 0- 0       | NEUTRAL        | 0- 1       | 0- 0        | 0- 0          |            |           |           |           |
| 10- 9             | 0- 0          | 0- 4       | CONFERENCE     | 3- 4       | 0- 0        | 7- 1          |            |           |           |           |
| 5- 4              | 0- 0          | 0- 2       | HOME           | 2- 1       | 0- 0        | 3- 1          |            |           |           |           |
| 5- 4              | 0- 0          | 0- 2       | AWAY           | 1- 2       | 0- 0        | 4- 0          |            |           |           |           |
| 0- 1              | 0- 0          | 0- 0       | NEUTRAL        | 0- 1       | 0- 0        | 0- 0          |            |           |           |           |

| RPI 1-25                  |   |             |       | RPI 26-50 |   |                 |       | RPI 51-100 |   |                 |       | RPI 101+ |   |              |       | Team's RPI: 144 |  |
|---------------------------|---|-------------|-------|-----------|---|-----------------|-------|------------|---|-----------------|-------|----------|---|--------------|-------|-----------------|--|
| RPI                       | S | Opponent    | Score | RPI       | S | Opponent        | Score | RPI        | S | Opponent        | Score | RPI      | S | Opponent     | Score |                 |  |
| 18                        | N | Oregon St.  | 53 85 | 37        | A | DePaul          | 76 92 | 51         | N | BYU             | 62 81 | 120      | H | Ball St.     | 48 41 |                 |  |
| 20                        | H | Chattanooga | 47 76 | 37        | H | DePaul          | 65 83 | 76         | A | Villanova       | 52 63 | 170      | H | Indiana St.  | 51 66 |                 |  |
|                           |   |             |       | 40        | A | Seton Hall      | 65 70 | 76         | H | Villanova       | 72 58 | 179      | A | Fairfield    | 77 81 |                 |  |
|                           |   |             |       | 40        | H | Seton Hall      | 76 85 | 76         | N | Villanova       | 49 70 | 189      | A | Xavier       | 58 54 |                 |  |
|                           |   |             |       | 43        | A | Minnesota       | 86 88 | 85         | A | St. John's (NY) | 55 50 | 189      | H | Xavier       | 71 53 |                 |  |
|                           |   |             |       |           |   |                 |       | 85         | H | St. John's (NY) | 49 60 | 247      | A | Marquette    | 76 67 |                 |  |
|                           |   |             |       |           |   |                 |       | 88         | A | Creighton       | 55 62 | 247      | H | Marquette    | 74 77 |                 |  |
|                           |   |             |       |           |   |                 |       | 88         | H | Creighton       | 63 58 | 269      | A | Providence   | 67 59 |                 |  |
|                           |   |             |       |           |   |                 |       | 89         | H | Wright St.      | 57 49 | 269      | H | Providence   | 66 61 |                 |  |
|                           |   |             |       |           |   |                 |       |            |   |                 |       | 280      | A | Valparaiso   | 57 91 |                 |  |
|                           |   |             |       |           |   |                 |       |            |   |                 |       | 300      | A | Georgetown   | 65 56 |                 |  |
|                           |   |             |       |           |   |                 |       |            |   |                 |       | 300      | H | Georgetown   | 63 58 |                 |  |
|                           |   |             |       |           |   |                 |       |            |   |                 |       | 323      | A | Illinois St. | 72 60 |                 |  |
| LAST 12 Division I GAMES: |   |             |       |           |   |                 |       |            |   |                 |       |          |   |              |       |                 |  |
|                           |   |             |       | 76        | N | Villanova       | 49 70 | 247        | H | Marquette       | 74 77 |          |   |              |       |                 |  |
|                           |   |             |       | 40        | H | Seton Hall      | 76 85 | 37         | H | DePaul          | 65 83 |          |   |              |       |                 |  |
|                           |   |             |       | 85        | H | St. John's (NY) | 49 60 | 88         | A | Creighton       | 55 62 |          |   |              |       |                 |  |
|                           |   |             |       | 189       | H | Xavier          | 71 53 | 269        | A | Providence      | 67 59 |          |   |              |       |                 |  |
|                           |   |             |       | 300       | A | Georgetown      | 65 56 | 189        | A | Xavier          | 58 54 |          |   |              |       |                 |  |
|                           |   |             |       | 76        | A | Villanova       | 52 63 | 300        | H | Georgetown      | 63 58 |          |   |              |       |                 |  |

Non-Div I Games:      BYU-Hawaii      71    50

Butler

■ Loss, 
 ■ Non-Conf, 
 ■ S Site, 
 ■ H Home 
 ■ A Away 
 N Neutral

|                              |              |           |                |             |               |           |           |           |           |
|------------------------------|--------------|-----------|----------------|-------------|---------------|-----------|-----------|-----------|-----------|
| Average RPI Win: <b>201</b>  | WON-LOST     | WINNING   | LAST 10        | STRENGTH OF | OPP. STRENGTH | TEAM      | ADJ.      | CONF.     | ADJ CONF. |
| Average RPI Loss: <b>105</b> | RECORD       | PCT. RANK | GAMES          | SCHEDULE    | OF SCHEDULE   | RPI       | RPI       | RPI       | RPI       |
| DIV. I ONLY                  | <b>21- 9</b> | <b>61</b> | <b>7- 3</b>    | <b>195</b>  | <b>123</b>    | <b>84</b> | <b>84</b> | <b>16</b> | <b>16</b> |
| DIV. I NON-CONF.             | <b>10- 4</b> | <b>80</b> | <b>0- 0</b>    | <b>171</b>  | <b>113</b>    | <b>69</b> | <b>69</b> | <b>14</b> | <b>14</b> |
| TOTALS                       | RPI 1-25     | RPI 26-50 | W-L RECORDS    | RPI 51-100  | RPI 101-150   | RPI 150+  |           |           |           |
| 21- 9                        | 0- 1         | 0- 0      | OVERALL        | 4- 4        | 3- 2          | 14- 2     |           |           |           |
| 12- 2                        | 0- 0         | 0- 0      | HOME           | 2- 0        | 2- 1          | 8- 1      |           |           |           |
| 9- 6                         | 0- 0         | 0- 0      | AWAY           | 2- 4        | 1- 1          | 6- 1      |           |           |           |
| 0- 1                         | 0- 1         | 0- 0      | NEUTRAL        | 0- 0        | 0- 0          | 0- 0      |           |           |           |
| 10- 4                        | 0- 1         | 0- 0      | NON-CONFERENCE | 1- 3        | 1- 0          | 8- 0      |           |           |           |
| 6- 0                         | 0- 0         | 0- 0      | HOME           | 0- 0        | 1- 0          | 5- 0      |           |           |           |
| 4- 3                         | 0- 0         | 0- 0      | AWAY           | 1- 3        | 0- 0          | 3- 0      |           |           |           |
| 0- 1                         | 0- 1         | 0- 0      | NEUTRAL        | 0- 0        | 0- 0          | 0- 0      |           |           |           |
| 11- 5                        | 0- 0         | 0- 0      | CONFERENCE     | 3- 1        | 2- 2          | 6- 2      |           |           |           |
| 6- 2                         | 0- 0         | 0- 0      | HOME           | 2- 0        | 1- 1          | 3- 1      |           |           |           |
| 5- 3                         | 0- 0         | 0- 0      | AWAY           | 1- 1        | 1- 1          | 3- 1      |           |           |           |
| 0- 0                         | 0- 0         | 0- 0      | NEUTRAL        | 0- 0        | 0- 0          | 0- 0      |           |           |           |

| RPI S                     | Opponent          | Score        | RPI S | Opponent          | Score        | RPI S | Opponent            | Score        | RPI S | Opponent          | Score        |
|---------------------------|-------------------|--------------|-------|-------------------|--------------|-------|---------------------|--------------|-------|-------------------|--------------|
| 14 N                      | FGCU              | 64 <b>73</b> |       |                   |              | 51 A  | BYU                 | 63 54        | 133 H | Sacramento St.    | 81 66        |
|                           |                   |              |       |                   |              | 60 A  | St. Mary's (CA)     | 63 <b>73</b> | 139 A | UC Riverside      | 88 70        |
|                           |                   |              |       |                   |              | 71 A  | Hawaii              | 49 <b>64</b> | 139 H | UC Riverside      | 56 <b>68</b> |
|                           |                   |              |       |                   |              | 71 H  | Hawaii              | 53 46        | 147 A | Cal Poly          | 54 <b>63</b> |
|                           |                   |              |       |                   |              | 86 A  | Saint Joseph's      | 54 <b>61</b> | 147 H | Cal Poly          | 70 58        |
|                           |                   |              |       |                   |              | 95 A  | Southern California | 74 <b>85</b> | 162 H | Montana St.       | 78 66        |
|                           |                   |              |       |                   |              | 97 A  | Long Beach St.      | 67 52        | 167 A | UC Davis          | 67 <b>73</b> |
|                           |                   |              |       |                   |              | 97 H  | Long Beach St.      | 77 61        | 167 H | UC Davis          | 49 <b>60</b> |
|                           |                   |              |       |                   |              |       |                     |              | 190 H | Texas Southern    | 63 50        |
|                           |                   |              |       |                   |              |       |                     |              | 193 H | Idaho             | 67 50        |
|                           |                   |              |       |                   |              |       |                     |              | 215 A | Cal St. Fullerton | 65 53        |
|                           |                   |              |       |                   |              |       |                     |              | 215 H | Cal St. Fullerton | 82 51        |
|                           |                   |              |       |                   |              |       |                     |              | 226 A | San Diego St.     | 65 54        |
|                           |                   |              |       |                   |              |       |                     |              | 229 H | Pepperdine        | 74 48        |
|                           |                   |              |       |                   |              |       |                     |              | 262 A | Northern Ariz.    | 77 71        |
|                           |                   |              |       |                   |              |       |                     |              | 272 A | UC Irvine         | 72 63        |
|                           |                   |              |       |                   |              |       |                     |              | 272 H | UC Irvine         | 82 60        |
|                           |                   |              |       |                   |              |       |                     |              | 292 H | Portland          | 45 41        |
|                           |                   |              |       |                   |              |       |                     |              | 306 A | Seattle           | 86 63        |
|                           |                   |              |       |                   |              |       |                     |              | 329 A | UC Santa Barbara  | 60 21        |
|                           |                   |              |       |                   |              |       |                     |              | 329 H | UC Santa Barbara  | 84 48        |
| LAST 12 Division I GAMES: |                   |              |       |                   |              |       |                     |              |       |                   |              |
| 97 H                      | Long Beach St.    | 77 61        | 215 H | Cal St. Fullerton | 82 51        |       |                     |              |       |                   |              |
| 139 A                     | UC Riverside      | 88 70        | 167 A | UC Davis          | 67 <b>73</b> |       |                     |              |       |                   |              |
| 215 A                     | Cal St. Fullerton | 65 53        | 71 A  | Hawaii            | 49 <b>64</b> |       |                     |              |       |                   |              |
| 272 H                     | UC Irvine         | 82 60        | 139 H | UC Riverside      | 56 <b>68</b> |       |                     |              |       |                   |              |
| 329 A                     | UC Santa Barbara  | 60 21        | 97 A  | Long Beach St.    | 67 52        |       |                     |              |       |                   |              |
| 147 H                     | Cal Poly          | 70 58        | 272 A | UC Irvine         | 72 63        |       |                     |              |       |                   |              |

Non-Div I Games:

CSUN



|                   |          |           |                |            |             |               |      |      |       |           |
|-------------------|----------|-----------|----------------|------------|-------------|---------------|------|------|-------|-----------|
| Average RPI Win:  | 201      | WON-LOST  | WINNING        | LAST 10    | STRENGTH OF | OPP. STRENGTH | TEAM | ADJ. | CONF. | ADJ CONF. |
| Average RPI Loss: | 130      | RECORD    | PCT. RANK      | GAMES      | SCHEDULE    | OF SCHEDULE   | RPI  | RPI  | RPI   | RPI       |
| DIV. I ONLY       | 15- 13   | 152       | 6- 4           | 159        | 169         | 147           | 147  | 16   | 16    |           |
| DIV. I NON-CONF.  | 5- 7     | 204       | 0- 0           | 142        | 233         | 194           | 194  | 14   | 14    |           |
| TOTALS            | RPI 1-25 | RPI 26-50 | W-L RECORDS    | RPI 51-100 | RPI 101-150 | RPI 150+      |      |      |       |           |
| 15- 13            | 0- 0     | 0- 1      | OVERALL        | 3- 6       | 2- 2        | 10- 4         |      |      |       |           |
| 9- 5              | 0- 0     | 0- 0      | HOME           | 2- 2       | 2- 0        | 5- 3          |      |      |       |           |
| 6- 8              | 0- 0     | 0- 1      | AWAY           | 1- 4       | 0- 2        | 5- 1          |      |      |       |           |
| 0- 0              | 0- 0     | 0- 0      | NEUTRAL        | 0- 0       | 0- 0        | 0- 0          |      |      |       |           |
| 5- 7              | 0- 0     | 0- 1      | NON-CONFERENCE | 0- 3       | 1- 1        | 4- 2          |      |      |       |           |
| 3- 3              | 0- 0     | 0- 0      | HOME           | 0- 1       | 1- 0        | 2- 2          |      |      |       |           |
| 2- 4              | 0- 0     | 0- 1      | AWAY           | 0- 2       | 0- 1        | 2- 0          |      |      |       |           |
| 0- 0              | 0- 0     | 0- 0      | NEUTRAL        | 0- 0       | 0- 0        | 0- 0          |      |      |       |           |
| 10- 6             | 0- 0     | 0- 0      | CONFERENCE     | 3- 3       | 1- 1        | 6- 2          |      |      |       |           |
| 6- 2              | 0- 0     | 0- 0      | HOME           | 2- 1       | 1- 0        | 3- 1          |      |      |       |           |
| 4- 4              | 0- 0     | 0- 0      | AWAY           | 1- 2       | 0- 1        | 3- 1          |      |      |       |           |
| 0- 0              | 0- 0     | 0- 0      | NEUTRAL        | 0- 0       | 0- 0        | 0- 0          |      |      |       |           |

| RPI S                     | Opponent            | Score | RPI S | Opponent            | Score | RPI S | Opponent             | Score | RPI S | Opponent | Score | Team's RPI: 147 |
|---------------------------|---------------------|-------|-------|---------------------|-------|-------|----------------------|-------|-------|----------|-------|-----------------|
| 50                        | A Fresno St.        | 56 67 | 60    | H St. Mary's (CA)   | 64 65 | 117   | H Bakersfield        | 71 66 |       |          |       |                 |
|                           |                     |       | 71    | A Hawaii            | 64 79 | 135   | A New Mexico St.     | 65 79 |       |          |       |                 |
|                           |                     |       | 71    | H Hawaii            | 70 65 | 139   | A UC Riverside       | 78 82 |       |          |       |                 |
|                           |                     |       | 80    | A Colorado St.      | 63 65 | 139   | H UC Riverside       | 70 68 |       |          |       |                 |
|                           |                     |       | 84    | A CSUN              | 58 70 | 154   | H Dartmouth          | 61 74 |       |          |       |                 |
|                           |                     |       | 84    | H CSUN              | 63 54 | 167   | A UC Davis           | 68 52 |       |          |       |                 |
|                           |                     |       | 97    | A Long Beach St.    | 58 57 | 167   | H UC Davis           | 72 64 |       |          |       |                 |
|                           |                     |       | 97    | H Long Beach St.    | 74 85 | 215   | A Cal St. Fullerton  | 57 48 |       |          |       |                 |
|                           |                     |       | 100   | A New Mexico        | 68 84 | 215   | H Cal St. Fullerton  | 60 74 |       |          |       |                 |
|                           |                     |       |       |                     |       | 224   | A Santa Clara        | 79 73 |       |          |       |                 |
|                           |                     |       |       |                     |       | 229   | H Pepperdine         | 69 76 |       |          |       |                 |
|                           |                     |       |       |                     |       | 246   | H A&M-Corpus Christi | 63 48 |       |          |       |                 |
|                           |                     |       |       |                     |       | 270   | A Loyola Marymount   | 87 79 |       |          |       |                 |
|                           |                     |       |       |                     |       | 272   | A UC Irvine          | 75 84 |       |          |       |                 |
|                           |                     |       |       |                     |       | 272   | H UC Irvine          | 74 58 |       |          |       |                 |
|                           |                     |       |       |                     |       | 292   | H Portland           | 76 67 |       |          |       |                 |
|                           |                     |       |       |                     |       | 329   | A UC Santa Barbara   | 56 41 |       |          |       |                 |
|                           |                     |       |       |                     |       | 329   | H UC Santa Barbara   | 84 63 |       |          |       |                 |
| LAST 12 Division I GAMES: |                     |       |       |                     |       |       |                      |       |       |          |       |                 |
| 329                       | H UC Santa Barbara  | 84 63 | 84    | A CSUN              | 58 70 |       |                      |       |       |          |       |                 |
| 272                       | A UC Irvine         | 75 84 | 71    | A Hawaii            | 64 79 |       |                      |       |       |          |       |                 |
| 167                       | A UC Davis          | 68 52 | 272   | H UC Irvine         | 74 58 |       |                      |       |       |          |       |                 |
| 139                       | H UC Riverside      | 70 68 | 167   | H UC Davis          | 72 64 |       |                      |       |       |          |       |                 |
| 215                       | H Cal St. Fullerton | 60 74 | 139   | A UC Riverside      | 78 82 |       |                      |       |       |          |       |                 |
| 97                        | A Long Beach St.    | 58 57 | 215   | A Cal St. Fullerton | 57 48 |       |                      |       |       |          |       |                 |

Non-Div I Games:

Cal Poly

■ Loss, 
 ■ Non-Conf, 
 ■ S Site, 
 ■ H Home 
 ■ A Away 
 N Neutral

|                   |          |           |                |            |             |               |      |      |       |           |
|-------------------|----------|-----------|----------------|------------|-------------|---------------|------|------|-------|-----------|
| Average RPI Win:  | 243      | WON-LOST  | WINNING        | LAST 10    | STRENGTH OF | OPP. STRENGTH | TEAM | ADJ. | CONF. | ADJ CONF. |
| Average RPI Loss: | 115      | RECORD    | PCT. RANK      | GAMES      | SCHEDULE    | OF SCHEDULE   | RPI  | RPI  | RPI   | RPI       |
| DIV. I ONLY       | 12- 18   | 241       | 3- 7           | 138        | 209         | 215           | 215  | 16   | 16    |           |
| DIV. I NON-CONF.  | 6- 7     | 175       | 0- 0           | 121        | 295         | 156           | 156  | 14   | 14    |           |
| TOTALS            | RPI 1-25 | RPI 26-50 | W-L RECORDS    | RPI 51-100 | RPI 101-150 | RPI 150+      |      |      |       |           |
| 12- 18            | 0- 0     | 0- 1      | OVERALL        | 0- 10      | 4- 3        | 8- 4          |      |      |       |           |
| 6- 8              | 0- 0     | 0- 0      | HOME           | 0- 5       | 2- 1        | 4- 2          |      |      |       |           |
| 6- 9              | 0- 0     | 0- 1      | AWAY           | 0- 5       | 2- 1        | 4- 2          |      |      |       |           |
| 0- 1              | 0- 0     | 0- 0      | NEUTRAL        | 0- 0       | 0- 1        | 0- 0          |      |      |       |           |
| 6- 7              | 0- 0     | 0- 1      | NON-CONFERENCE | 0- 4       | 1- 1        | 5- 1          |      |      |       |           |
| 2- 3              | 0- 0     | 0- 0      | HOME           | 0- 2       | 0- 0        | 2- 1          |      |      |       |           |
| 4- 3              | 0- 0     | 0- 1      | AWAY           | 0- 2       | 1- 0        | 3- 0          |      |      |       |           |
| 0- 1              | 0- 0     | 0- 0      | NEUTRAL        | 0- 0       | 0- 1        | 0- 0          |      |      |       |           |
| 6- 11             | 0- 0     | 0- 0      | CONFERENCE     | 0- 6       | 3- 2        | 3- 3          |      |      |       |           |
| 4- 5              | 0- 0     | 0- 0      | HOME           | 0- 3       | 2- 1        | 2- 1          |      |      |       |           |
| 2- 6              | 0- 0     | 0- 0      | AWAY           | 0- 3       | 1- 1        | 1- 2          |      |      |       |           |
| 0- 0              | 0- 0     | 0- 0      | NEUTRAL        | 0- 0       | 0- 0        | 0- 0          |      |      |       |           |

| RPI S                     | Opponent           | Score | RPI S | Opponent         | Score | RPI S | Opponent           | Score | RPI S | Opponent | Score | Team's RPI: 215 |
|---------------------------|--------------------|-------|-------|------------------|-------|-------|--------------------|-------|-------|----------|-------|-----------------|
| 50                        | A Fresno St.       | 52 57 | 55    | A San Diego      | 54 60 | 119   | N Eastern Mich.    | 74 78 |       |          |       |                 |
|                           |                    |       | 71    | A Hawaii         | 38 61 | 135   | A New Mexico St.   | 66 51 |       |          |       |                 |
|                           |                    |       | 71    | H Hawaii         | 43 54 | 139   | A UC Riverside     | 69 77 |       |          |       |                 |
|                           |                    |       | 72    | A South Dakota   | 50 86 | 139   | H UC Riverside     | 71 59 |       |          |       |                 |
|                           |                    |       | 76    | H Villanova      | 43 50 | 139   | H UC Riverside     | 58 49 |       |          |       |                 |
|                           |                    |       | 83    | H Albany (NY)    | 49 71 | 147   | A Cal Poly         | 74 60 |       |          |       |                 |
|                           |                    |       | 84    | A CSUN           | 51 82 | 147   | H Cal Poly         | 48 57 |       |          |       |                 |
|                           |                    |       | 84    | H CSUN           | 53 65 | 162   | H Montana St.      | 47 63 |       |          |       |                 |
|                           |                    |       | 97    | A Long Beach St. | 70 74 | 167   | A UC Davis         | 59 64 |       |          |       |                 |
|                           |                    |       | 97    | H Long Beach St. | 62 69 | 167   | H UC Davis         | 67 74 |       |          |       |                 |
|                           |                    |       |       |                  |       | 258   | A Weber St.        | 70 68 |       |          |       |                 |
|                           |                    |       |       |                  |       | 267   | H North Dakota St. | 86 79 |       |          |       |                 |
|                           |                    |       |       |                  |       | 272   | A UC Irvine        | 62 51 |       |          |       |                 |
|                           |                    |       |       |                  |       | 272   | H UC Irvine        | 66 54 |       |          |       |                 |
|                           |                    |       |       |                  |       | 306   | A Seattle          | 66 59 |       |          |       |                 |
|                           |                    |       |       |                  |       | 309   | A Denver           | 78 61 |       |          |       |                 |
|                           |                    |       |       |                  |       | 329   | A UC Santa Barbara | 39 48 |       |          |       |                 |
|                           |                    |       |       |                  |       | 329   | H UC Santa Barbara | 54 50 |       |          |       |                 |
|                           |                    |       |       |                  |       | 342   | H UMKC             | 72 52 |       |          |       |                 |
| LAST 12 Division I GAMES: |                    |       |       |                  |       |       |                    |       |       |          |       |                 |
| 139                       | H UC Riverside     | 71 59 | 147   | A Cal Poly       | 74 60 |       |                    |       |       |          |       |                 |
| 71                        | A Hawaii           | 38 61 | 71    | H Hawaii         | 43 54 |       |                    |       |       |          |       |                 |
| 272                       | H UC Irvine        | 66 54 | 167   | H UC Davis       | 67 74 |       |                    |       |       |          |       |                 |
| 97                        | H Long Beach St.   | 62 69 | 84    | A CSUN           | 51 82 |       |                    |       |       |          |       |                 |
| 84                        | H CSUN             | 53 65 | 139   | A UC Riverside   | 69 77 |       |                    |       |       |          |       |                 |
| 329                       | A UC Santa Barbara | 39 48 | 97    | A Long Beach St. | 70 74 |       |                    |       |       |          |       |                 |

Non-Div I Games:

Cal St. Fullerton

■ Loss, 
 ■ Non-Conf, 
 ■ S Site, 
 ■ Home 
 ■ A Away 
 N Neutral

# California

Through Games Of March 10, 2015

| Average RPI Win:  | 115      | WON-LOST  | WINNING        | LAST 10    | STRENGTH OF | OPP. STRENGTH | TEAM | ADJ. | CONF. | ADJ CONF. |
|-------------------|----------|-----------|----------------|------------|-------------|---------------|------|------|-------|-----------|
| Average RPI Loss: | 46       | RECORD    | PCT. RANK      | GAMES      | SCHEDULE    | OF SCHEDULE   | RPI  | RPI  | RPI   | RPI       |
| DIV. I ONLY       | 23- 9    | 50        | 6- 4           | 20         | 28          | 23            | 23   | 5    | 5     |           |
| DIV. I NON-CONF.  | 8- 3     | 71        | 0- 0           | 34         | 77          | 32            | 32   | 5    | 5     |           |
| TOTALS            | RPI 1-25 | RPI 26-50 | W-L RECORDS    | RPI 51-100 | RPI 101-150 | RPI 150+      |      |      |       |           |
| 23- 9             | 2- 5     | 2- 1      | OVERALL        | 10- 2      | 3- 1        | 6- 0          |      |      |       |           |
| 11- 4             | 0- 3     | 1- 0      | HOME           | 4- 1       | 2- 0        | 4- 0          |      |      |       |           |
| 9- 4              | 2- 1     | 0- 1      | AWAY           | 5- 1       | 0- 1        | 2- 0          |      |      |       |           |
| 3- 1              | 0- 1     | 1- 0      | NEUTRAL        | 1- 0       | 1- 0        | 0- 0          |      |      |       |           |
| 8- 3              | 0- 1     | 0- 0      | NON-CONFERENCE | 3- 1       | 3- 1        | 2- 0          |      |      |       |           |
| 5- 1              | 0- 1     | 0- 0      | HOME           | 1- 0       | 2- 0        | 2- 0          |      |      |       |           |
| 2- 2              | 0- 0     | 0- 0      | AWAY           | 2- 1       | 0- 1        | 0- 0          |      |      |       |           |
| 1- 0              | 0- 0     | 0- 0      | NEUTRAL        | 0- 0       | 1- 0        | 0- 0          |      |      |       |           |
| 15- 6             | 2- 4     | 2- 1      | CONFERENCE     | 7- 1       | 0- 0        | 4- 0          |      |      |       |           |
| 6- 3              | 0- 2     | 1- 0      | HOME           | 3- 1       | 0- 0        | 2- 0          |      |      |       |           |
| 7- 2              | 2- 1     | 0- 1      | AWAY           | 3- 0       | 0- 0        | 2- 0          |      |      |       |           |
| 2- 1              | 0- 1     | 1- 0      | NEUTRAL        | 1- 0       | 0- 0        | 0- 0          |      |      |       |           |

| RPI                       | S | Opponent    | Score | RPI | S | Opponent            | Score | RPI | S | Opponent            | Score | RPI | S | Opponent       | Score  |
|---------------------------|---|-------------|-------|-----|---|---------------------|-------|-----|---|---------------------|-------|-----|---|----------------|--------|
| 7                         | H | Louisville  | 57 70 | 32  | A | Washington          | 77 79 | 61  | A | Pacific             | 84 64 | 102 | N | Missouri       | 82 70  |
| 16                        | A | Arizona St. | 50 49 | 32  | H | Washington          | 82 58 | 70  | A | Washington St.      | 70 62 | 107 | A | Kansas         | 39 62  |
| 16                        | H | Arizona St. | 52 67 | 32  | N | Washington          | 69 53 | 70  | H | Washington St.      | 57 54 | 128 | H | Old Dominion   | 79 59  |
| 18                        | A | Oregon St.  | 55 73 |     |   |                     |       | 71  | A | Hawaii              | 79 72 | 133 | H | Sacramento St. | 107 94 |
| 19                        | A | Stanford    | 63 53 |     |   |                     |       | 88  | H | Creighton           | 94 69 | 180 | A | Oregon         | 74 59  |
| 19                        | H | Stanford    | 47 59 |     |   |                     |       | 92  | A | UCLA                | 72 57 | 214 | A | Arizona        | 65 46  |
| 19                        | N | Stanford    | 60 61 |     |   |                     |       | 92  | H | UCLA                | 70 64 | 214 | H | Arizona        | 68 56  |
|                           |   |             |       |     |   |                     |       | 95  | A | Southern California | 67 53 | 225 | H | San Jose St.   | 110 87 |
|                           |   |             |       |     |   |                     |       | 95  | H | Southern California | 54 65 | 238 | H | Utah           | 67 49  |
|                           |   |             |       |     |   |                     |       | 97  | A | Long Beach St.      | 56 58 | 285 | H | Nevada         | 76 54  |
|                           |   |             |       |     |   |                     |       | 99  | H | Colorado            | 75 59 |     |   |                |        |
|                           |   |             |       |     |   |                     |       | 99  | N | Colorado            | 68 55 |     |   |                |        |
| LAST 12 Division I GAMES: |   |             |       |     |   |                     |       |     |   |                     |       |     |   |                |        |
| 19                        | N | Stanford    | 60 61 | 19  | H | Stanford            | 47 59 |     |   |                     |       |     |   |                |        |
| 99                        | N | Colorado    | 68 55 | 95  | H | Southern California | 54 65 |     |   |                     |       |     |   |                |        |
| 32                        | N | Washington  | 69 53 | 92  | H | UCLA                | 70 64 |     |   |                     |       |     |   |                |        |
| 18                        | A | Oregon St.  | 55 73 | 16  | A | Arizona St.         | 50 49 |     |   |                     |       |     |   |                |        |
| 180                       | A | Oregon      | 74 59 | 214 | A | Arizona             | 65 46 |     |   |                     |       |     |   |                |        |
| 19                        | A | Stanford    | 63 53 | 70  | H | Washington St.      | 57 54 |     |   |                     |       |     |   |                |        |

Non-Div I Games:

California

Loss, Non-Conf, S Site, H Home A Away N Neutral

|                   |          |           |                |            |             |               |      |      |       |           |
|-------------------|----------|-----------|----------------|------------|-------------|---------------|------|------|-------|-----------|
| Average RPI Win:  | 282      | WON-LOST  | WINNING        | LAST 10    | STRENGTH OF | OPP. STRENGTH | TEAM | ADJ. | CONF. | ADJ CONF. |
| Average RPI Loss: | 166      | RECORD    | PCT. RANK      | GAMES      | SCHEDULE    | OF SCHEDULE   | RPI  | RPI  | RPI   | RPI       |
| DIV. I ONLY       | 17- 12   | 115       | 7- 3           | 289        | 331         | 201           | 201  | 28   | 28    |           |
| DIV. I NON-CONF.  | 3- 4     | 197       | 0- 0           | 298        | 324         | 272           | 272  | 31   | 31    |           |
| TOTALS            | RPI 1-25 | RPI 26-50 | W-L RECORDS    | RPI 51-100 | RPI 101-150 | RPI 150+      |      |      |       |           |
| 17- 12            | 0- 0     | 0- 1      | OVERALL        | 0- 3       | 0- 1        | 17- 7         |      |      |       |           |
| 11- 2             | 0- 0     | 0- 0      | HOME           | 0- 1       | 0- 1        | 11- 0         |      |      |       |           |
| 4- 9              | 0- 0     | 0- 1      | AWAY           | 0- 1       | 0- 0        | 4- 7          |      |      |       |           |
| 2- 1              | 0- 0     | 0- 0      | NEUTRAL        | 0- 1       | 0- 0        | 2- 0          |      |      |       |           |
| 3- 4              | 0- 0     | 0- 1      | NON-CONFERENCE | 0- 0       | 0- 1        | 3- 2          |      |      |       |           |
| 2- 1              | 0- 0     | 0- 0      | HOME           | 0- 0       | 0- 1        | 2- 0          |      |      |       |           |
| 0- 3              | 0- 0     | 0- 1      | AWAY           | 0- 0       | 0- 0        | 0- 2          |      |      |       |           |
| 1- 0              | 0- 0     | 0- 0      | NEUTRAL        | 0- 0       | 0- 0        | 1- 0          |      |      |       |           |
| 14- 8             | 0- 0     | 0- 0      | CONFERENCE     | 0- 3       | 0- 0        | 14- 5         |      |      |       |           |
| 9- 1              | 0- 0     | 0- 0      | HOME           | 0- 1       | 0- 0        | 9- 0          |      |      |       |           |
| 4- 6              | 0- 0     | 0- 0      | AWAY           | 0- 1       | 0- 0        | 4- 5          |      |      |       |           |
| 1- 1              | 0- 0     | 0- 0      | NEUTRAL        | 0- 1       | 0- 0        | 1- 0          |      |      |       |           |

| RPI S                     | Opponent  | Score | RPI S         | Opponent  | Score | RPI S | Opponent          | Score          | RPI S | Opponent | Score | Team's RPI: 201 |
|---------------------------|-----------|-------|---------------|-----------|-------|-------|-------------------|----------------|-------|----------|-------|-----------------|
| 45                        | A Stetson | 63 76 | 64            | A Liberty | 40 64 | 104   | H Elon            | 51 77          |       |          |       |                 |
|                           |           |       | 64            | H Liberty | 57 64 | 152   | A High Point      | 59 79          |       |          |       |                 |
|                           |           |       | 64            | N Liberty | 43 71 | 152   | H High Point      | 64 61          |       |          |       |                 |
|                           |           |       |               |           |       | 196   | A Winthrop        | 59 61          |       |          |       |                 |
|                           |           |       |               |           |       | 196   | H Winthrop        | 62 52          |       |          |       |                 |
|                           |           |       |               |           |       | 196   | N Winthrop        | 65 52          |       |          |       |                 |
|                           |           |       |               |           |       | 204   | A Radford         | 43 67          |       |          |       |                 |
|                           |           |       |               |           |       | 204   | H Radford         | 65 62          |       |          |       |                 |
|                           |           |       |               |           |       | 222   | A UNCW            | 80 89          |       |          |       |                 |
|                           |           |       |               |           |       | 242   | A Presbyterian    | 42 51          |       |          |       |                 |
|                           |           |       |               |           |       | 242   | H Presbyterian    | 58 45          |       |          |       |                 |
|                           |           |       |               |           |       | 253   | N Bethune-Cookman | 66 55          |       |          |       |                 |
|                           |           |       |               |           |       | 279   | A Gardner-Webb    | 72 62          |       |          |       |                 |
|                           |           |       |               |           |       | 279   | H Gardner-Webb    | 75 74          |       |          |       |                 |
|                           |           |       |               |           |       | 297   | A Western Caro.   | 57 67          |       |          |       |                 |
|                           |           |       |               |           |       | 305   | A UNC Asheville   | 56 51          |       |          |       |                 |
|                           |           |       |               |           |       | 305   | H UNC Asheville   | 60 55          |       |          |       |                 |
|                           |           |       |               |           |       | 320   | H Mt. St. Mary's  | 60 42          |       |          |       |                 |
|                           |           |       |               |           |       | 334   | A Coastal Caro.   | 40 50          |       |          |       |                 |
|                           |           |       |               |           |       | 334   | H Coastal Caro.   | 78 69          |       |          |       |                 |
|                           |           |       |               |           |       | 339   | H N.C. Central    | 65 60          |       |          |       |                 |
|                           |           |       |               |           |       | 343   | A Longwood        | 65 58          |       |          |       |                 |
|                           |           |       |               |           |       | 343   | H Longwood        | 68 56          |       |          |       |                 |
|                           |           |       |               |           |       | 348   | A Charleston So.  | 69 65          |       |          |       |                 |
|                           |           |       |               |           |       | 348   | H Charleston So.  | 61 47          |       |          |       |                 |
| LAST 12 Division I GAMES: |           |       |               |           |       |       |                   |                |       |          |       |                 |
|                           | 64        | N     | Liberty       | 43        | 71    | 152   | H                 | High Point     | 64    | 61       |       |                 |
|                           | 196       | N     | Winthrop      | 65        | 52    | 305   | A                 | UNC Asheville  | 56    | 51       |       |                 |
|                           | 64        | H     | Liberty       | 57        | 64    | 348   | H                 | Charleston So. | 61    | 47       |       |                 |
|                           | 334       | H     | Coastal Caro. | 78        | 69    | 196   | H                 | Winthrop       | 62    | 52       |       |                 |
|                           | 204       | A     | Radford       | 43        | 67    | 343   | H                 | Longwood       | 68    | 56       |       |                 |
|                           | 279       | A     | Gardner-Webb  | 72        | 62    | 242   | A                 | Presbyterian   | 42    | 51       |       |                 |

Non-Div I Games: Pfeiffer 89 61 Brevard 72 51

Campbell

Loss, Non-Conf, S Site, H Home A Away N Neutral

|                              |          |           |                |             |               |          |      |       |           |
|------------------------------|----------|-----------|----------------|-------------|---------------|----------|------|-------|-----------|
| Average RPI Win: <b>290</b>  | WON-LOST | WINNING   | LAST 10        | STRENGTH OF | OPP. STRENGTH | TEAM     | ADJ. | CONF. | ADJ CONF. |
| Average RPI Loss: <b>143</b> | RECORD   | PCT. RANK | GAMES          | SCHEDULE    | OF SCHEDULE   | RPI      | RPI  | RPI   | RPI       |
| DIV. I ONLY                  | 10- 20   | 261       | 2- 8           | 221         | 248           | 261      | 261  | 24    | 24        |
| DIV. I NON-CONF.             | 2- 7     | 290       | 0- 0           | 123         | 195           | 249      | 249  | 24    | 24        |
| TOTALS                       | RPI 1-25 | RPI 26-50 | W-L RECORDS    | RPI 51-100  | RPI 101-150   | RPI 150+ |      |       |           |
| 10- 20                       | 0- 2     | 0- 1      | OVERALL        | 0- 3        | 0- 4          | 10- 10   |      |       |           |
| 5- 9                         | 0- 1     | 0- 0      | HOME           | 0- 2        | 0- 2          | 5- 4     |      |       |           |
| 5- 10                        | 0- 1     | 0- 1      | AWAY           | 0- 1        | 0- 2          | 5- 5     |      |       |           |
| 0- 1                         | 0- 0     | 0- 0      | NEUTRAL        | 0- 0        | 0- 0          | 0- 1     |      |       |           |
| 2- 7                         | 0- 0     | 0- 1      | NON-CONFERENCE | 0- 3        | 0- 2          | 2- 1     |      |       |           |
| 1- 3                         | 0- 0     | 0- 0      | HOME           | 0- 2        | 0- 1          | 1- 0     |      |       |           |
| 1- 4                         | 0- 0     | 0- 1      | AWAY           | 0- 1        | 0- 1          | 1- 1     |      |       |           |
| 0- 0                         | 0- 0     | 0- 0      | NEUTRAL        | 0- 0        | 0- 0          | 0- 0     |      |       |           |
| 8- 13                        | 0- 2     | 0- 0      | CONFERENCE     | 0- 0        | 0- 2          | 8- 9     |      |       |           |
| 4- 6                         | 0- 1     | 0- 0      | HOME           | 0- 0        | 0- 1          | 4- 4     |      |       |           |
| 4- 6                         | 0- 1     | 0- 0      | AWAY           | 0- 0        | 0- 1          | 4- 4     |      |       |           |
| 0- 1                         | 0- 0     | 0- 0      | NEUTRAL        | 0- 0        | 0- 0          | 0- 1     |      |       |           |

| RPI 1-25                  |   |            |              | RPI 26-50 |   |           |              | RPI 51-100 |   |                |              | RPI 101+ Team's RPI: 261 |   |                    |              |
|---------------------------|---|------------|--------------|-----------|---|-----------|--------------|------------|---|----------------|--------------|--------------------------|---|--------------------|--------------|
| RPI                       | S | Opponent   | Score        | RPI       | S | Opponent  | Score        | RPI        | S | Opponent       | Score        | RPI                      | S | Opponent           | Score        |
| 24                        | A | Quinnipiac | 85 <b>88</b> | 35        | A | Syracuse  | 37 <b>70</b> | 69         | A | Michigan       | 43 <b>79</b> | 115                      | A | Marist             | 64 <b>74</b> |
| 24                        | H | Quinnipiac | 66 <b>86</b> |           |   |           |              | 77         | H | Youngstown St. | 48 <b>80</b> | 115                      | H | Marist             | 49 <b>63</b> |
|                           |   |            |              |           |   |           |              | 83         | H | Albany (NY)    | 59 <b>64</b> | 136                      | H | Buffalo            | 55 <b>72</b> |
|                           |   |            |              |           |   |           |              |            |   |                |              | 143                      | A | Bryant             | 68 <b>71</b> |
|                           |   |            |              |           |   |           |              |            |   |                |              | 165                      | A | St. Bonaventure    | 46 <b>62</b> |
|                           |   |            |              |           |   |           |              |            |   |                |              | 169                      | A | Siena              | 54 <b>58</b> |
|                           |   |            |              |           |   |           |              |            |   |                |              | 169                      | H | Siena              | 70 <b>71</b> |
|                           |   |            |              |           |   |           |              |            |   |                |              | 179                      | A | Fairfield          | 58 <b>61</b> |
|                           |   |            |              |           |   |           |              |            |   |                |              | 179                      | H | Fairfield          | 54 <b>63</b> |
|                           |   |            |              |           |   |           |              |            |   |                |              | 194                      | A | Iona               | 75 <b>85</b> |
|                           |   |            |              |           |   |           |              |            |   |                |              | 194                      | H | Iona               | 62 <b>80</b> |
|                           |   |            |              |           |   |           |              |            |   |                |              | 239                      | A | Niagara            | 66 55        |
|                           |   |            |              |           |   |           |              |            |   |                |              | 239                      | H | Niagara            | 65 59        |
|                           |   |            |              |           |   |           |              |            |   |                |              | 241                      | A | Monmouth           | 75 58        |
|                           |   |            |              |           |   |           |              |            |   |                |              | 241                      | H | Monmouth           | 62 49        |
|                           |   |            |              |           |   |           |              |            |   |                |              | 241                      | N | Monmouth           | 56 <b>68</b> |
|                           |   |            |              |           |   |           |              |            |   |                |              | 278                      | A | Rider              | 51 <b>52</b> |
|                           |   |            |              |           |   |           |              |            |   |                |              | 278                      | H | Rider              | 56 <b>58</b> |
|                           |   |            |              |           |   |           |              |            |   |                |              | 319                      | A | Saint Francis (PA) | 87 74        |
|                           |   |            |              |           |   |           |              |            |   |                |              | 322                      | A | Manhattan          | 56 45        |
|                           |   |            |              |           |   |           |              |            |   |                |              | 322                      | H | Manhattan          | 55 44        |
|                           |   |            |              |           |   |           |              |            |   |                |              | 324                      | H | Binghamton         | 91 75        |
|                           |   |            |              |           |   |           |              |            |   |                |              | 327                      | A | Saint Peter's      | 57 45        |
|                           |   |            |              |           |   |           |              |            |   |                |              | 327                      | H | Saint Peter's      | 75 50        |
| LAST 12 Division I GAMES: |   |            |              |           |   |           |              |            |   |                |              |                          |   |                    |              |
| 241                       | N | Monmouth   | 56 <b>68</b> | 179       | A | Fairfield | 58 <b>61</b> |            |   |                |              |                          |   |                    |              |
| 169                       | A | Siena      | 54 <b>58</b> | 115       | H | Marist    | 49 <b>63</b> |            |   |                |              |                          |   |                    |              |
| 239                       | H | Niagara    | 65 59        | 179       | H | Fairfield | 54 <b>63</b> |            |   |                |              |                          |   |                    |              |
| 241                       | H | Monmouth   | 62 49        | 278       | A | Rider     | 51 <b>52</b> |            |   |                |              |                          |   |                    |              |
| 278                       | H | Rider      | 56 <b>58</b> | 241       | A | Monmouth  | 75 58        |            |   |                |              |                          |   |                    |              |
| 24                        | A | Quinnipiac | 85 <b>88</b> | 194       | H | Iona      | 62 <b>80</b> |            |   |                |              |                          |   |                    |              |

Non-Div I Games:

Canisius

## Central Ark.

Through Games Of March 10, 2015

|                   |          |           |                |            |             |               |      |      |       |           |
|-------------------|----------|-----------|----------------|------------|-------------|---------------|------|------|-------|-----------|
| Average RPI Win:  | 291      | WON-LOST  | WINNING        | LAST 10    | STRENGTH OF | OPP. STRENGTH | TEAM | ADJ. | CONF. | ADJ CONF. |
| Average RPI Loss: | 199      | RECORD    | PCT. RANK      | GAMES      | SCHEDULE    | OF SCHEDULE   | RPI  | RPI  | RPI   | RPI       |
| DIV. I ONLY       | 13- 13   | 173       | 6- 4           | 319        | 324         | 249           | 249  | 27   | 27    |           |
| DIV. I NON-CONF.  | 3- 5     | 215       | 0- 0           | 224        | 346         | 257           | 257  | 27   | 27    |           |
| TOTALS            | RPI 1-25 | RPI 26-50 | W-L RECORDS    | RPI 51-100 | RPI 101-150 | RPI 150+      |      |      |       |           |
| 13- 13            | 0- 0     | 0- 1      | OVERALL        | 0- 1       | 0- 1        | 13- 10        |      |      |       |           |
| 7- 5              | 0- 0     | 0- 0      | HOME           | 0- 0       | 0- 1        | 7- 4          |      |      |       |           |
| 5- 7              | 0- 0     | 0- 1      | AWAY           | 0- 1       | 0- 0        | 5- 5          |      |      |       |           |
| 1- 1              | 0- 0     | 0- 0      | NEUTRAL        | 0- 0       | 0- 0        | 1- 1          |      |      |       |           |
| 3- 5              | 0- 0     | 0- 1      | NON-CONFERENCE | 0- 1       | 0- 0        | 3- 3          |      |      |       |           |
| 1- 2              | 0- 0     | 0- 0      | HOME           | 0- 0       | 0- 0        | 1- 2          |      |      |       |           |
| 1- 2              | 0- 0     | 0- 1      | AWAY           | 0- 1       | 0- 0        | 1- 0          |      |      |       |           |
| 1- 1              | 0- 0     | 0- 0      | NEUTRAL        | 0- 0       | 0- 0        | 1- 1          |      |      |       |           |
| 10- 8             | 0- 0     | 0- 0      | CONFERENCE     | 0- 0       | 0- 1        | 10- 7         |      |      |       |           |
| 6- 3              | 0- 0     | 0- 0      | HOME           | 0- 0       | 0- 1        | 6- 2          |      |      |       |           |
| 4- 5              | 0- 0     | 0- 0      | AWAY           | 0- 0       | 0- 0        | 4- 5          |      |      |       |           |
| 0- 0              | 0- 0     | 0- 0      | NEUTRAL        | 0- 0       | 0- 0        | 0- 0          |      |      |       |           |

| RPI 1-25                  |   |          | RPI 26-50 |     |   | RPI 51-100       |       |     | RPI 101+ Team's RPI: 249 |                    |       |
|---------------------------|---|----------|-----------|-----|---|------------------|-------|-----|--------------------------|--------------------|-------|
| RPI                       | S | Opponent | Score     | RPI | S | Opponent         | Score | RPI | S                        | Opponent           | Score |
|                           |   |          |           | 30  | A | Western Ky.      | 57 93 | 87  | A                        | Georgia Tech       | 50 88 |
|                           |   |          |           |     |   |                  |       | 127 | H                        | Stephen F. Austin  | 46 73 |
|                           |   |          |           |     |   |                  |       | 186 | A                        | Lamar              | 46 82 |
|                           |   |          |           |     |   |                  |       | 206 | H                        | Jacksonville St.   | 54 63 |
|                           |   |          |           |     |   |                  |       | 210 | A                        | Nicholls St.       | 43 53 |
|                           |   |          |           |     |   |                  |       | 210 | H                        | Nicholls St.       | 72 75 |
|                           |   |          |           |     |   |                  |       | 211 | A                        | McNeese St.        | 68 72 |
|                           |   |          |           |     |   |                  |       | 211 | H                        | McNeese St.        | 63 65 |
|                           |   |          |           |     |   |                  |       | 228 | A                        | Northwestern St.   | 52 54 |
|                           |   |          |           |     |   |                  |       | 228 | H                        | Northwestern St.   | 63 46 |
|                           |   |          |           |     |   |                  |       | 246 | H                        | A&M-Corpus Christi | 63 59 |
|                           |   |          |           |     |   |                  |       | 256 | A                        | Abilene Christian  | 66 60 |
|                           |   |          |           |     |   |                  |       | 260 | H                        | Austin Peay        | 63 54 |
|                           |   |          |           |     |   |                  |       | 276 | N                        | Jackson St.        | 56 45 |
|                           |   |          |           |     |   |                  |       | 282 | A                        | Houston Baptist    | 37 58 |
|                           |   |          |           |     |   |                  |       | 289 | N                        | Eastern Ky.        | 55 56 |
|                           |   |          |           |     |   |                  |       | 296 | A                        | Sam Houston St.    | 64 56 |
|                           |   |          |           |     |   |                  |       | 296 | H                        | Sam Houston St.    | 66 63 |
|                           |   |          |           |     |   |                  |       | 302 | A                        | New Orleans        | 53 46 |
|                           |   |          |           |     |   |                  |       | 302 | H                        | New Orleans        | 50 44 |
|                           |   |          |           |     |   |                  |       | 313 | A                        | Alcorn             | 62 36 |
|                           |   |          |           |     |   |                  |       | 316 | H                        | Southeast Mo. St.  | 46 48 |
|                           |   |          |           |     |   |                  |       | 332 | A                        | Southeastern La.   | 60 48 |
|                           |   |          |           |     |   |                  |       | 332 | H                        | Southeastern La.   | 73 57 |
|                           |   |          |           |     |   |                  |       | 341 | H                        | Incarinate Word    | 58 49 |
| LAST 12 Division I GAMES: |   |          |           |     |   |                  |       |     |                          |                    |       |
|                           |   |          |           | 211 | A | McNeese St.      | 68 72 |     |                          |                    |       |
|                           |   |          |           | 210 | A | Nicholls St.     | 43 53 |     |                          |                    |       |
|                           |   |          |           | 332 | H | Southeastern La. | 73 57 |     |                          |                    |       |
|                           |   |          |           | 296 | A | Sam Houston St.  | 64 56 |     |                          |                    |       |
|                           |   |          |           | 296 | H | Sam Houston St.  | 66 63 |     |                          |                    |       |
|                           |   |          |           | 211 | H | McNeese St.      | 63 65 |     |                          |                    |       |
|                           |   |          |           | 341 | H | Incarinate Word  | 58 49 |     |                          |                    |       |
|                           |   |          |           | 228 | A | Northwestern St. | 52 54 |     |                          |                    |       |
|                           |   |          |           | 302 | H | New Orleans      | 50 44 |     |                          |                    |       |
|                           |   |          |           | 332 | A | Southeastern La. | 60 48 |     |                          |                    |       |
|                           |   |          |           | 228 | H | Northwestern St. | 63 46 |     |                          |                    |       |
|                           |   |          |           | 210 | H | Nicholls St.     | 72 75 |     |                          |                    |       |

Non-Div I Games: Williams Baptist 73 57 Blue Mountain 71 30 Lyon 59 43 Central Baptist 72 39  
Central Ark.

Loss, Non-Conf, S Site, H Home A Away N Neutral

|                   |          |           |                |            |             |               |      |      |       |           |
|-------------------|----------|-----------|----------------|------------|-------------|---------------|------|------|-------|-----------|
| Average RPI Win:  | 261      | WON-LOST  | WINNING        | LAST 10    | STRENGTH OF | OPP. STRENGTH | TEAM | ADJ. | CONF. | ADJ CONF. |
| Average RPI Loss: | 156      | RECORD    | PCT. RANK      | GAMES      | SCHEDULE    | OF SCHEDULE   | RPI  | RPI  | RPI   | RPI       |
| DIV. I ONLY       | 19- 11   | 88        | 7- 3           | 237        | 300         | 146           | 146  | 29   | 29    |           |
| DIV. I NON-CONF.  | 4- 7     | 221       | 0- 0           | 56         | 202         | 152           | 152  | 28   | 28    |           |
| TOTALS            | RPI 1-25 | RPI 26-50 | W-L RECORDS    | RPI 51-100 | RPI 101-150 | RPI 150+      |      |      |       |           |
| 19- 11            | 0- 0     | 0- 1      | OVERALL        | 0- 3       | 2- 3        | 17- 4         |      |      |       |           |
| 11- 4             | 0- 0     | 0- 0      | HOME           | 0- 3       | 1- 1        | 10- 0         |      |      |       |           |
| 8- 7              | 0- 0     | 0- 0      | AWAY           | 0- 0       | 1- 0        | 7- 0          |      |      |       |           |
| 0- 0              | 0- 0     | 0- 0      | NEUTRAL        | 0- 0       | 0- 0        | 0- 0          |      |      |       |           |
| 4- 7              | 0- 0     | 0- 1      | NON-CONFERENCE | 0- 3       | 1- 2        | 3- 1          |      |      |       |           |
| 1- 4              | 0- 0     | 0- 0      | HOME           | 0- 3       | 0- 1        | 1- 0          |      |      |       |           |
| 3- 3              | 0- 0     | 0- 1      | AWAY           | 0- 0       | 1- 1        | 2- 1          |      |      |       |           |
| 0- 0              | 0- 0     | 0- 0      | NEUTRAL        | 0- 0       | 0- 0        | 0- 0          |      |      |       |           |
| 15- 4             | 0- 0     | 0- 0      | CONFERENCE     | 0- 0       | 1- 1        | 14- 3         |      |      |       |           |
| 10- 0             | 0- 0     | 0- 0      | HOME           | 0- 0       | 1- 0        | 9- 0          |      |      |       |           |
| 5- 4              | 0- 0     | 0- 0      | AWAY           | 0- 0       | 0- 1        | 5- 3          |      |      |       |           |
| 0- 0              | 0- 0     | 0- 0      | NEUTRAL        | 0- 0       | 0- 0        | 0- 0          |      |      |       |           |

| RPI S                     | Opponent | Score | RPI S | Opponent            | Score | RPI S | Opponent | Score                | RPI S | Opponent             | Score | Team's RPI: 146 |
|---------------------------|----------|-------|-------|---------------------|-------|-------|----------|----------------------|-------|----------------------|-------|-----------------|
|                           |          |       | 35 A  | Syracuse            | 43 74 | 73 H  | Fordham  | 36 72                | 103 A | Hofstra              | 71 66 |                 |
|                           |          |       |       |                     |       | 91 H  | Maine    | 58 72                | 129 A | Rhode Island         | 46 58 |                 |
|                           |          |       |       |                     |       | 96 H  | Army     | 60 74                | 142 H | Hartford             | 63 75 |                 |
|                           |          |       |       |                     |       |       |          |                      | 143 A | Bryant               | 53 55 |                 |
|                           |          |       |       |                     |       |       |          |                      | 143 H | Bryant               | 70 59 |                 |
|                           |          |       |       |                     |       |       |          |                      | 169 A | Siena                | 57 79 |                 |
|                           |          |       |       |                     |       |       |          |                      | 203 A | Robert Morris        | 48 60 |                 |
|                           |          |       |       |                     |       |       |          |                      | 203 H | Robert Morris        | 63 46 |                 |
|                           |          |       |       |                     |       |       |          |                      | 208 A | New Hampshire        | 64 58 |                 |
|                           |          |       |       |                     |       |       |          |                      | 218 A | UMass Lowell         | 81 58 |                 |
|                           |          |       |       |                     |       |       |          |                      | 219 A | Sacred Heart         | 62 49 |                 |
|                           |          |       |       |                     |       |       |          |                      | 219 H | Sacred Heart         | 70 58 |                 |
|                           |          |       |       |                     |       |       |          |                      | 268 A | St. Francis Brooklyn | 51 49 |                 |
|                           |          |       |       |                     |       |       |          |                      | 268 H | St. Francis Brooklyn | 61 43 |                 |
|                           |          |       |       |                     |       |       |          |                      | 301 A | Fairleigh Dickinson  | 77 56 |                 |
|                           |          |       |       |                     |       |       |          |                      | 301 H | Fairleigh Dickinson  | 82 53 |                 |
|                           |          |       |       |                     |       |       |          |                      | 303 H | Vermont              | 77 75 |                 |
|                           |          |       |       |                     |       |       |          |                      | 308 A | LIU Brooklyn         | 68 54 |                 |
|                           |          |       |       |                     |       |       |          |                      | 308 H | LIU Brooklyn         | 72 51 |                 |
|                           |          |       |       |                     |       |       |          |                      | 308 H | LIU Brooklyn         | 75 70 |                 |
|                           |          |       |       |                     |       |       |          |                      | 319 A | Saint Francis (PA)   | 48 61 |                 |
|                           |          |       |       |                     |       |       |          |                      | 319 H | Saint Francis (PA)   | 72 59 |                 |
|                           |          |       |       |                     |       |       |          |                      | 320 A | Mt. St. Mary's       | 50 54 |                 |
|                           |          |       |       |                     |       |       |          |                      | 320 H | Mt. St. Mary's       | 60 49 |                 |
|                           |          |       |       |                     |       |       |          |                      | 325 A | Wagner               | 83 67 |                 |
|                           |          |       |       |                     |       |       |          |                      | 325 H | Wagner               | 77 61 |                 |
| LAST 12 Division I GAMES: |          |       |       |                     |       |       |          |                      |       |                      |       |                 |
|                           |          |       | 308 H | LIU Brooklyn        | 72 51 |       | 203 A    | Robert Morris        | 48 60 |                      |       |                 |
|                           |          |       | 143 A | Bryant              | 53 55 |       | 268 H    | St. Francis Brooklyn | 61 43 |                      |       |                 |
|                           |          |       | 301 A | Fairleigh Dickinson | 77 56 |       | 320 H    | Mt. St. Mary's       | 60 49 |                      |       |                 |
|                           |          |       | 319 H | Saint Francis (PA)  | 72 59 |       | 308 A    | LIU Brooklyn         | 68 54 |                      |       |                 |
|                           |          |       | 219 H | Sacred Heart        | 70 58 |       | 325 A    | Wagner               | 83 67 |                      |       |                 |
|                           |          |       | 319 A | Saint Francis (PA)  | 48 61 |       | 268 A    | St. Francis Brooklyn | 51 49 |                      |       |                 |

Non-Div I Games:

Central Conn. St.

■ Loss, 
 ■ Non-Conf, 
 ■ S Site, 
 ■ H Home 
 ■ A Away 
 N Neutral

## Central Mich.

## Through Games Of March 10, 2015

|                   |          |           |                |            |             |               |      |      |       |           |
|-------------------|----------|-----------|----------------|------------|-------------|---------------|------|------|-------|-----------|
| Average RPI Win:  | 224      | WON-LOST  | WINNING        | LAST 10    | STRENGTH OF | OPP. STRENGTH | TEAM | ADJ. | CONF. | ADJ CONF. |
| Average RPI Loss: | 89       | RECORD    | PCT. RANK      | GAMES      | SCHEDULE    | OF SCHEDULE   | RPI  | RPI  | RPI   | RPI       |
| DIV. I ONLY       | 13- 17   | 218       | 2- 8           | 75         | 124         | 168           | 168  | 15   | 15    |           |
| DIV. I NON-CONF.  | 5- 6     | 178       | 0- 0           | 58         | 18          | 127           | 127  | 17   | 17    |           |
| TOTALS            | RPI 1-25 | RPI 26-50 | W-L RECORDS    | RPI 51-100 | RPI 101-150 | RPI 150+      |      |      |       |           |
| 13- 17            | 0- 4     | 0- 1      | OVERALL        | 2- 4       | 1- 6        | 10- 2         |      |      |       |           |
| 7- 7              | 0- 2     | 0- 0      | HOME           | 1- 2       | 1- 3        | 5- 0          |      |      |       |           |
| 4- 9              | 0- 1     | 0- 1      | AWAY           | 0- 2       | 0- 3        | 4- 2          |      |      |       |           |
| 2- 1              | 0- 1     | 0- 0      | NEUTRAL        | 1- 0       | 0- 0        | 1- 0          |      |      |       |           |
| 5- 6              | 0- 4     | 0- 1      | NON-CONFERENCE | 1- 0       | 0- 0        | 4- 1          |      |      |       |           |
| 3- 2              | 0- 2     | 0- 0      | HOME           | 0- 0       | 0- 0        | 3- 0          |      |      |       |           |
| 0- 3              | 0- 1     | 0- 1      | AWAY           | 0- 0       | 0- 0        | 0- 1          |      |      |       |           |
| 2- 1              | 0- 1     | 0- 0      | NEUTRAL        | 1- 0       | 0- 0        | 1- 0          |      |      |       |           |
| 8- 11             | 0- 0     | 0- 0      | CONFERENCE     | 1- 4       | 1- 6        | 6- 1          |      |      |       |           |
| 4- 5              | 0- 0     | 0- 0      | HOME           | 1- 2       | 1- 3        | 2- 0          |      |      |       |           |
| 4- 6              | 0- 0     | 0- 0      | AWAY           | 0- 2       | 0- 3        | 4- 1          |      |      |       |           |
| 0- 0              | 0- 0     | 0- 0      | NEUTRAL        | 0- 0       | 0- 0        | 0- 0          |      |      |       |           |

| RPI 1-25                  |   |                |       | RPI 26-50 |   |               |       | RPI 51-100 |   |               |       | RPI 101+ Team's RPI: 168 |   |               |       |
|---------------------------|---|----------------|-------|-----------|---|---------------|-------|------------|---|---------------|-------|--------------------------|---|---------------|-------|
| RPI                       | S | Opponent       | Score | RPI       | S | Opponent      | Score | RPI        | S | Opponent      | Score | RPI                      | S | Opponent      | Score |
| 3                         | N | South Carolina | 45 80 | 43        | A | Minnesota     | 64 67 | 57         | A | Ohio          | 51 71 | 113                      | A | Toledo        | 53 62 |
| 8                         | H | Kentucky       | 68 71 |           |   |               |       | 57         | H | Ohio          | 66 74 | 113                      | H | Toledo        | 46 61 |
| 13                        | A | Dayton         | 76 86 |           |   |               |       | 81         | H | Akron         | 72 74 | 119                      | A | Eastern Mich. | 64 85 |
| 13                        | H | Dayton         | 89 98 |           |   |               |       | 90         | N | Richmond      | 61 56 | 119                      | H | Eastern Mich. | 86 93 |
|                           |   |                |       |           |   |               |       | 94         | A | Western Mich. | 64 69 | 120                      | A | Ball St.      | 64 73 |
|                           |   |                |       |           |   |               |       | 94         | H | Western Mich. | 63 51 | 120                      | H | Ball St.      | 69 85 |
|                           |   |                |       |           |   |               |       |            |   |               |       | 136                      | H | Buffalo       | 66 58 |
|                           |   |                |       |           |   |               |       |            |   |               |       | 180                      | N | Oregon        | 73 67 |
|                           |   |                |       |           |   |               |       |            |   |               |       | 187                      | A | Memphis       | 61 62 |
|                           |   |                |       |           |   |               |       |            |   |               |       | 192                      | H | Massachusetts | 72 70 |
|                           |   |                |       |           |   |               |       |            |   |               |       | 236                      | H | Oakland       | 74 69 |
|                           |   |                |       |           |   |               |       |            |   |               |       | 250                      | A | Northern Ill. | 62 69 |
|                           |   |                |       |           |   |               |       |            |   |               |       | 250                      | A | Northern Ill. | 49 44 |
|                           |   |                |       |           |   |               |       |            |   |               |       | 250                      | H | Northern Ill. | 56 43 |
|                           |   |                |       |           |   |               |       |            |   |               |       | 274                      | A | Miami (OH)    | 60 54 |
|                           |   |                |       |           |   |               |       |            |   |               |       | 287                      | A | Kent St.      | 83 62 |
|                           |   |                |       |           |   |               |       |            |   |               |       | 287                      | H | Kent St.      | 65 63 |
|                           |   |                |       |           |   |               |       |            |   |               |       | 291                      | A | Bowling Green | 57 54 |
|                           |   |                |       |           |   |               |       |            |   |               |       | 347                      | H | Delaware St.  | 91 63 |
| LAST 12 Division I GAMES: |   |                |       |           |   |               |       |            |   |               |       |                          |   |               |       |
| 250                       | A | Northern Ill.  | 49 44 | 120       | A | Ball St.      | 64 73 |            |   |               |       |                          |   |               |       |
| 119                       | H | Eastern Mich.  | 86 93 | 119       | A | Eastern Mich. | 64 85 |            |   |               |       |                          |   |               |       |
| 120                       | H | Ball St.       | 69 85 | 113       | H | Toledo        | 46 61 |            |   |               |       |                          |   |               |       |
| 113                       | A | Toledo         | 53 62 | 94        | A | Western Mich. | 64 69 |            |   |               |       |                          |   |               |       |
| 250                       | A | Northern Ill.  | 62 69 | 291       | A | Bowling Green | 57 54 |            |   |               |       |                          |   |               |       |
| 94                        | H | Western Mich.  | 63 51 | 57        | H | Ohio          | 66 74 |            |   |               |       |                          |   |               |       |

Non-Div I Games:

Central Mich.

■ Loss, 
■ Non-Conf, 
■ S Site, 
■ H Home 
■ A Away 
N Neutral



# Charleston So.

Through Games Of March 10, 2015

|                   |          |           |                |            |             |               |      |      |       |           |
|-------------------|----------|-----------|----------------|------------|-------------|---------------|------|------|-------|-----------|
| Average RPI Win:  | 305      | WON-LOST  | WINNING        | LAST 10    | STRENGTH OF | OPP. STRENGTH | TEAM | ADJ. | CONF. | ADJ CONF. |
| Average RPI Loss: | 226      | RECORD    | PCT. RANK      | GAMES      | SCHEDULE    | OF SCHEDULE   | RPI  | RPI  | RPI   | RPI       |
| DIV. I ONLY       | 1- 25    | 349       | 1- 9           | 300        | 332         | 348           | 348  | 28   | 28    |           |
| DIV. I NON-CONF.  | 0- 5     | 339       | 0- 0           | 300        | 279         | 348           | 348  | 31   | 31    |           |
| TOTALS            | RPI 1-25 | RPI 26-50 | W-L RECORDS    | RPI 51-100 | RPI 101-150 | RPI 150+      |      |      |       |           |
| 1- 25             | 0- 0     | 0- 0      | OVERALL        | 0- 2       | 0- 0        | 1- 23         |      |      |       |           |
| 1- 9              | 0- 0     | 0- 0      | HOME           | 0- 1       | 0- 0        | 1- 8          |      |      |       |           |
| 0- 14             | 0- 0     | 0- 0      | AWAY           | 0- 1       | 0- 0        | 0- 13         |      |      |       |           |
| 0- 2              | 0- 0     | 0- 0      | NEUTRAL        | 0- 0       | 0- 0        | 0- 2          |      |      |       |           |
| 0- 5              | 0- 0     | 0- 0      | NON-CONFERENCE | 0- 0       | 0- 0        | 0- 5          |      |      |       |           |
| 0- 0              | 0- 0     | 0- 0      | HOME           | 0- 0       | 0- 0        | 0- 0          |      |      |       |           |
| 0- 4              | 0- 0     | 0- 0      | AWAY           | 0- 0       | 0- 0        | 0- 4          |      |      |       |           |
| 0- 1              | 0- 0     | 0- 0      | NEUTRAL        | 0- 0       | 0- 0        | 0- 1          |      |      |       |           |
| 1- 20             | 0- 0     | 0- 0      | CONFERENCE     | 0- 2       | 0- 0        | 1- 18         |      |      |       |           |
| 1- 9              | 0- 0     | 0- 0      | HOME           | 0- 1       | 0- 0        | 1- 8          |      |      |       |           |
| 0- 10             | 0- 0     | 0- 0      | AWAY           | 0- 1       | 0- 0        | 0- 9          |      |      |       |           |
| 0- 1              | 0- 0     | 0- 0      | NEUTRAL        | 0- 0       | 0- 0        | 0- 1          |      |      |       |           |

| RPI S                     | Opponent | Score | RPI S | Opponent      | Score | RPI S | Opponent | Score         | RPI S | Opponent         | Score | Team's RPI: 348 |
|---------------------------|----------|-------|-------|---------------|-------|-------|----------|---------------|-------|------------------|-------|-----------------|
|                           |          |       |       |               |       | 64 A  | Liberty  | 53 64         | 152 A | High Point       | 60 92 |                 |
|                           |          |       |       |               |       | 64 H  | Liberty  | 51 86         | 152 H | High Point       | 44 77 |                 |
|                           |          |       |       |               |       |       |          |               | 161 A | Florida          | 64 92 |                 |
|                           |          |       |       |               |       |       |          |               | 174 A | Charlotte        | 43 75 |                 |
|                           |          |       |       |               |       |       |          |               | 196 A | Winthrop         | 40 77 |                 |
|                           |          |       |       |               |       |       |          |               | 196 H | Winthrop         | 50 79 |                 |
|                           |          |       |       |               |       |       |          |               | 201 A | Campbell         | 47 61 |                 |
|                           |          |       |       |               |       |       |          |               | 201 H | Campbell         | 65 69 |                 |
|                           |          |       |       |               |       |       |          |               | 204 A | Radford          | 51 53 |                 |
|                           |          |       |       |               |       |       |          |               | 204 H | Radford          | 57 64 |                 |
|                           |          |       |       |               |       |       |          |               | 206 N | Jacksonville St. | 43 70 |                 |
|                           |          |       |       |               |       |       |          |               | 222 A | UNCW             | 70 80 |                 |
|                           |          |       |       |               |       |       |          |               | 242 A | Presbyterian     | 40 71 |                 |
|                           |          |       |       |               |       |       |          |               | 242 H | Presbyterian     | 48 56 |                 |
|                           |          |       |       |               |       |       |          |               | 242 N | Presbyterian     | 39 47 |                 |
|                           |          |       |       |               |       |       |          |               | 279 A | Gardner-Webb     | 54 70 |                 |
|                           |          |       |       |               |       |       |          |               | 279 H | Gardner-Webb     | 56 62 |                 |
|                           |          |       |       |               |       |       |          |               | 305 A | UNC Asheville    | 47 56 |                 |
|                           |          |       |       |               |       |       |          |               | 305 H | UNC Asheville    | 70 57 |                 |
|                           |          |       |       |               |       |       |          |               | 314 A | Wofford          | 48 55 |                 |
|                           |          |       |       |               |       |       |          |               | 334 A | Coastal Caro.    | 51 65 |                 |
|                           |          |       |       |               |       |       |          |               | 334 H | Coastal Caro.    | 62 71 |                 |
|                           |          |       |       |               |       |       |          |               | 343 A | Longwood         | 71 79 |                 |
|                           |          |       |       |               |       |       |          |               | 343 H | Longwood         | 51 58 |                 |
| LAST 12 Division I GAMES: |          |       |       |               |       |       |          |               |       |                  |       |                 |
|                           |          |       | 242 N | Presbyterian  | 39 47 |       | 279 H    | Gardner-Webb  | 56 62 |                  |       |                 |
|                           |          |       | 343 H | Longwood      | 51 58 |       | 152 A    | High Point    | 60 92 |                  |       |                 |
|                           |          |       | 242 H | Presbyterian  | 48 56 |       | 201 A    | Campbell      | 47 61 |                  |       |                 |
|                           |          |       | 64 A  | Liberty       | 53 64 |       | 305 H    | UNC Asheville | 70 57 |                  |       |                 |
|                           |          |       | 334 A | Coastal Caro. | 51 65 |       | 196 A    | Winthrop      | 40 77 |                  |       |                 |
|                           |          |       | 204 H | Radford       | 57 64 |       | 343 A    | Longwood      | 71 79 |                  |       |                 |

Non-Div I Games: Clearwater 90 37 Montreat 86 34 Columbia Int'l 74 33 Trinity Baptist 98 35 Charleston So.

Loss, Non-Conf, S Site, H Home A Away N Neutral

|                   |          |           |                |            |             |               |      |      |       |           |
|-------------------|----------|-----------|----------------|------------|-------------|---------------|------|------|-------|-----------|
| Average RPI Win:  | 228      | WON-LOST  | WINNING        | LAST 10    | STRENGTH OF | OPP. STRENGTH | TEAM | ADJ. | CONF. | ADJ CONF. |
| Average RPI Loss: | 116      | RECORD    | PCT. RANK      | GAMES      | SCHEDULE    | OF SCHEDULE   | RPI  | RPI  | RPI   | RPI       |
| DIV. I ONLY       | 14- 16   | 196       | 7- 3           | 116        | 146         | 174           | 174  | 17   | 17    |           |
| DIV. I NON-CONF.  | 4- 8     | 234       | 0- 0           | 98         | 112         | 209           | 209  | 18   | 18    |           |
| TOTALS            | RPI 1-25 | RPI 26-50 | W-L RECORDS    | RPI 51-100 | RPI 101-150 | RPI 150+      |      |      |       |           |
| 14- 16            | 0- 2     | 0- 2      | OVERALL        | 2- 3       | 1- 4        | 11- 5         |      |      |       |           |
| 8- 6              | 0- 0     | 0- 1      | HOME           | 0- 2       | 1- 1        | 7- 2          |      |      |       |           |
| 6- 7              | 0- 1     | 0- 1      | AWAY           | 2- 0       | 0- 3        | 4- 2          |      |      |       |           |
| 0- 3              | 0- 1     | 0- 0      | NEUTRAL        | 0- 1       | 0- 0        | 0- 1          |      |      |       |           |
| 4- 8              | 0- 2     | 0- 0      | NON-CONFERENCE | 1- 2       | 0- 2        | 3- 2          |      |      |       |           |
| 3- 2              | 0- 0     | 0- 0      | HOME           | 0- 1       | 0- 1        | 3- 0          |      |      |       |           |
| 1- 3              | 0- 1     | 0- 0      | AWAY           | 1- 0       | 0- 1        | 0- 1          |      |      |       |           |
| 0- 3              | 0- 1     | 0- 0      | NEUTRAL        | 0- 1       | 0- 0        | 0- 1          |      |      |       |           |
| 10- 8             | 0- 0     | 0- 2      | CONFERENCE     | 1- 1       | 1- 2        | 8- 3          |      |      |       |           |
| 5- 4              | 0- 0     | 0- 1      | HOME           | 0- 1       | 1- 0        | 4- 2          |      |      |       |           |
| 5- 4              | 0- 0     | 0- 1      | AWAY           | 1- 0       | 0- 2        | 4- 1          |      |      |       |           |
| 0- 0              | 0- 0     | 0- 0      | NEUTRAL        | 0- 0       | 0- 0        | 0- 0          |      |      |       |           |

| RPI 1-25                  |   |                |       | RPI 26-50 |   |               |       | RPI 51-100 |   |                    |       | RPI 101+ Team's RPI: 174 |   |                |       |
|---------------------------|---|----------------|-------|-----------|---|---------------|-------|------------|---|--------------------|-------|--------------------------|---|----------------|-------|
| RPI                       | S | Opponent       | Score | RPI       | S | Opponent      | Score | RPI        | S | Opponent           | Score | RPI                      | S | Opponent       | Score |
| 3                         | A | South Carolina | 61 82 | 30        | A | Western Ky.   | 72 80 | 64         | A | Liberty            | 79 77 | 104                      | H | Elon           | 54 67 |
| 12                        | N | Princeton      | 43 73 | 30        | H | Western Ky.   | 61 76 | 66         | H | Middle Tenn.       | 54 84 | 120                      | A | Ball St.       | 66 76 |
|                           |   |                |       |           |   |               |       | 82         | H | North Carolina St. | 63 70 | 121                      | A | Louisiana Tech | 61 71 |
|                           |   |                |       |           |   |               |       | 93         | A | Southern Miss.     | 83 72 | 128                      | A | Old Dominion   | 57 66 |
|                           |   |                |       |           |   |               |       | 98         | N | Montana            | 58 67 | 128                      | H | Old Dominion   | 82 67 |
|                           |   |                |       |           |   |               |       |            |   |                    |       | 173                      | H | UTSA           | 74 54 |
|                           |   |                |       |           |   |               |       |            |   |                    |       | 175                      | A | Marshall       | 66 58 |
|                           |   |                |       |           |   |               |       |            |   |                    |       | 175                      | H | Marshall       | 74 56 |
|                           |   |                |       |           |   |               |       |            |   |                    |       | 182                      | H | UAB            | 52 60 |
|                           |   |                |       |           |   |               |       |            |   |                    |       | 185                      | N | Wake Forest    | 58 65 |
|                           |   |                |       |           |   |               |       |            |   |                    |       | 217                      | A | Fla. Atlantic  | 68 71 |
|                           |   |                |       |           |   |               |       |            |   |                    |       | 238                      | A | Utah           | 52 54 |
|                           |   |                |       |           |   |               |       |            |   |                    |       | 242                      | H | Presbyterian   | 66 50 |
|                           |   |                |       |           |   |               |       |            |   |                    |       | 244                      | H | UTEP           | 72 75 |
|                           |   |                |       |           |   |               |       |            |   |                    |       | 264                      | H | Davidson       | 86 51 |
|                           |   |                |       |           |   |               |       |            |   |                    |       | 266                      | A | Rice           | 62 59 |
|                           |   |                |       |           |   |               |       |            |   |                    |       | 266                      | H | Rice           | 74 59 |
|                           |   |                |       |           |   |               |       |            |   |                    |       | 330                      | A | North Texas    | 67 58 |
|                           |   |                |       |           |   |               |       |            |   |                    |       | 330                      | H | North Texas    | 71 46 |
|                           |   |                |       |           |   |               |       |            |   |                    |       | 333                      | A | FIU            | 81 62 |
|                           |   |                |       |           |   |               |       |            |   |                    |       | 348                      | H | Charleston So. | 75 43 |
| LAST 12 Division I GAMES: |   |                |       |           |   |               |       |            |   |                    |       |                          |   |                |       |
| 175                       | A | Marshall       | 66 58 | 173       | H | UTSA          | 74 54 | 244        | H | UTEP               | 72 75 |                          |   |                |       |
| 30                        | A | Western Ky.    | 72 80 | 128       | H | Old Dominion  | 82 67 | 333        | A | FIU                | 81 62 |                          |   |                |       |
| 266                       | H | Rice           | 74 59 | 217       | A | Fla. Atlantic | 68 71 | 66         | H | Middle Tenn.       | 54 84 |                          |   |                |       |
| 330                       | H | North Texas    | 71 46 |           |   |               |       |            |   |                    |       |                          |   |                |       |
| 93                        | A | Southern Miss. | 83 72 |           |   |               |       |            |   |                    |       |                          |   |                |       |
| 121                       | A | Louisiana Tech | 61 71 |           |   |               |       |            |   |                    |       |                          |   |                |       |

Non-Div I Games:

Charlotte

■ Loss, 
 ■ Non-Conf, 
 ■ S Site, 
 ■ Home 
 ■ A Away 
 N Neutral

|                   |          |           |                |            |             |               |      |      |       |           |
|-------------------|----------|-----------|----------------|------------|-------------|---------------|------|------|-------|-----------|
| Average RPI Win:  | 184      | WON-LOST  | WINNING        | LAST 10    | STRENGTH OF | OPP. STRENGTH | TEAM | ADJ. | CONF. | ADJ CONF. |
| Average RPI Loss: | 25       | RECORD    | PCT. RANK      | GAMES      | SCHEDULE    | OF SCHEDULE   | RPI  | RPI  | RPI   | RPI       |
| DIV. I ONLY       | 29- 3    | 9         | 10- 0          | 58         | 164         | 20            | 20   | 20   | 20    |           |
| DIV. I NON-CONF.  | 12- 3    | 46        | 0- 0           | 9          | 65          | 8             | 8    | 22   | 22    |           |
| TOTALS            | RPI 1-25 | RPI 26-50 | W-L RECORDS    | RPI 51-100 | RPI 101-150 | RPI 150+      |      |      |       |           |
| 29- 3             | 2- 1     | 0- 2      | OVERALL        | 2- 0       | 9- 0        | 16- 0         |      |      |       |           |
| 13- 1             | 2- 0     | 0- 1      | HOME           | 1- 0       | 2- 0        | 8- 0          |      |      |       |           |
| 11- 2             | 0- 1     | 0- 1      | AWAY           | 0- 0       | 5- 0        | 6- 0          |      |      |       |           |
| 5- 0              | 0- 0     | 0- 0      | NEUTRAL        | 1- 0       | 2- 0        | 2- 0          |      |      |       |           |
| 12- 3             | 2- 1     | 0- 2      | NON-CONFERENCE | 2- 0       | 3- 0        | 5- 0          |      |      |       |           |
| 6- 1              | 2- 0     | 0- 1      | HOME           | 1- 0       | 0- 0        | 3- 0          |      |      |       |           |
| 4- 2              | 0- 1     | 0- 1      | AWAY           | 0- 0       | 3- 0        | 1- 0          |      |      |       |           |
| 2- 0              | 0- 0     | 0- 0      | NEUTRAL        | 1- 0       | 0- 0        | 1- 0          |      |      |       |           |
| 17- 0             | 0- 0     | 0- 0      | CONFERENCE     | 0- 0       | 6- 0        | 11- 0         |      |      |       |           |
| 7- 0              | 0- 0     | 0- 0      | HOME           | 0- 0       | 2- 0        | 5- 0          |      |      |       |           |
| 7- 0              | 0- 0     | 0- 0      | AWAY           | 0- 0       | 2- 0        | 5- 0          |      |      |       |           |
| 3- 0              | 0- 0     | 0- 0      | NEUTRAL        | 0- 0       | 2- 0        | 1- 0          |      |      |       |           |

| RPI 1-25 |   |            |  |  |       | Team's RPI: |  | 20 |  |
|----------|---|------------|--|--|-------|-------------|--|----|--|
| RPI      | S | Opponent   |  |  | Score |             |  |    |  |
| 1        | A | Notre Dame |  |  | 53    | 88          |  |    |  |
| 2        | H | Tennessee  |  |  | 67    | 63          |  |    |  |
| 19       | H | Stanford   |  |  | 54    | 46          |  |    |  |

| RPI 26-50 |   |              |  |  |       |
|-----------|---|--------------|--|--|-------|
| RPI       | S | Opponent     |  |  | Score |
| 26        | H | South Fla.   |  |  | 57 59 |
| 49        | A | Arkansas St. |  |  | 52 57 |

| RPI 51-100 |   |              |  |  |       |
|------------|---|--------------|--|--|-------|
| RPI        | S | Opponent     |  |  | Score |
| 72         | N | South Dakota |  |  | 67 54 |
| 76         | H | Villanova    |  |  | 49 45 |

| RPI 101+ |   |                |  |  |       |
|----------|---|----------------|--|--|-------|
| RPI      | S | Opponent       |  |  | Score |
| 108      | A | East Tenn. St. |  |  | 64 56 |
| 108      | H | East Tenn. St. |  |  | 64 42 |
| 108      | N | East Tenn. St. |  |  | 61 56 |
| 116      | A | Harvard        |  |  | 54 52 |
| 131      | A | UT Martin      |  |  | 65 54 |
| 144      | A | Butler         |  |  | 76 47 |
| 145      | A | Furman         |  |  | 47 40 |
| 145      | H | Furman         |  |  | 67 45 |
| 145      | N | Furman         |  |  | 68 55 |
| 172      | A | Belmont        |  |  | 60 48 |
| 176      | N | SIUE           |  |  | 59 49 |
| 181      | H | N.C. A&T       |  |  | 58 43 |
| 191      | A | Mercer         |  |  | 56 51 |
| 191      | H | Mercer         |  |  | 71 59 |
| 202      | A | Samford        |  |  | 56 49 |
| 202      | H | Samford        |  |  | 49 32 |
| 260      | H | Austin Peay    |  |  | 76 65 |
| 293      | H | Morgan St.     |  |  | 55 40 |
| 297      | A | Western Caro.  |  |  | 66 41 |
| 297      | H | Western Caro.  |  |  | 83 52 |
| 309      | A | UNC Greensboro |  |  | 81 46 |
| 309      | H | UNC Greensboro |  |  | 76 52 |
| 309      | N | UNC Greensboro |  |  | 78 44 |
| 314      | A | Wofford        |  |  | 70 43 |
| 314      | H | Wofford        |  |  | 68 41 |

| LAST 12 Division I GAMES: |   |                |  |  |       |
|---------------------------|---|----------------|--|--|-------|
| 108                       | N | East Tenn. St. |  |  | 61 56 |
| 145                       | N | Furman         |  |  | 68 55 |
| 309                       | N | UNC Greensboro |  |  | 78 44 |
| 108                       | H | East Tenn. St. |  |  | 64 42 |
| 191                       | A | Mercer         |  |  | 56 51 |
| 202                       | A | Samford        |  |  | 56 49 |
| 297                       | A | Western Caro.  |  |  | 66 41 |
| 309                       | H | UNC Greensboro |  |  | 76 52 |
| 314                       | H | Wofford        |  |  | 68 41 |
| 108                       | A | East Tenn. St. |  |  | 64 56 |
| 191                       | H | Mercer         |  |  | 71 59 |
| 202                       | H | Samford        |  |  | 49 32 |

Non-Div I Games:

## Chattanooga

■ Loss, ■ Non-Conf, S Site, H Home A Away N Neutral

## Chicago St.

## Through Games Of March 10, 2015

|                   |          |           |                |            |             |               |      |      |       |           |
|-------------------|----------|-----------|----------------|------------|-------------|---------------|------|------|-------|-----------|
| Average RPI Win:  | 322      | WON-LOST  | WINNING        | LAST 10    | STRENGTH OF | OPP. STRENGTH | TEAM | ADJ. | CONF. | ADJ CONF. |
| Average RPI Loss: | 216      | RECORD    | PCT. RANK      | GAMES      | SCHEDULE    | OF SCHEDULE   | RPI  | RPI  | RPI   | RPI       |
| DIV. I ONLY       | 2- 24    | 344       | 0- 9           | 276        | 337         | 345           | 345  | 30   | 30    |           |
| DIV. I NON-CONF.  | 1- 11    | 338       | 0- 0           | 212        | 326         | 326           | 326  | 30   | 30    |           |
| TOTALS            | RPI 1-25 | RPI 26-50 | W-L RECORDS    | RPI 51-100 | RPI 101-150 | RPI 150+      |      |      |       |           |
| 2- 24             | 0- 0     | 0- 2      | OVERALL        | 0- 2       | 0- 4        | 2- 16         |      |      |       |           |
| 1- 12             | 0- 0     | 0- 2      | HOME           | 0- 1       | 0- 2        | 1- 7          |      |      |       |           |
| 1- 12             | 0- 0     | 0- 0      | AWAY           | 0- 0       | 0- 0        | 1- 0          |      |      |       |           |
| 0- 0              | 0- 0     | 0- 0      | NEUTRAL        | 0- 0       | 0- 0        | 0- 0          |      |      |       |           |
| 1- 11             | 0- 0     | 0- 2      | NON-CONFERENCE | 0- 2       | 0- 0        | 1- 7          |      |      |       |           |
| 0- 6              | 0- 0     | 0- 2      | HOME           | 0- 1       | 0- 0        | 0- 3          |      |      |       |           |
| 1- 5              | 0- 0     | 0- 0      | AWAY           | 0- 1       | 0- 0        | 1- 4          |      |      |       |           |
| 0- 0              | 0- 0     | 0- 0      | NEUTRAL        | 0- 0       | 0- 0        | 0- 0          |      |      |       |           |
| 1- 13             | 0- 0     | 0- 0      | CONFERENCE     | 0- 0       | 0- 4        | 1- 9          |      |      |       |           |
| 1- 6              | 0- 0     | 0- 0      | HOME           | 0- 0       | 0- 2        | 1- 4          |      |      |       |           |
| 0- 7              | 0- 0     | 0- 0      | AWAY           | 0- 0       | 0- 2        | 0- 5          |      |      |       |           |
| 0- 0              | 0- 0     | 0- 0      | NEUTRAL        | 0- 0       | 0- 0        | 0- 0          |      |      |       |           |

| RPI 1-25                  |   |          | RPI 26-50 |     |   | RPI 51-100     |        |     | RPI 101+ |                   |       | Team's RPI: 345 |   |                   |       |
|---------------------------|---|----------|-----------|-----|---|----------------|--------|-----|----------|-------------------|-------|-----------------|---|-------------------|-------|
| RPI                       | S | Opponent | Score     | RPI | S | Opponent       | Score  | RPI | S        | Opponent          | Score |                 |   |                   |       |
|                           |   |          |           | 33  | H | Northwestern   | 48 102 | 89  | A        | Wright St.        | 40 81 | 117             | A | Bakersfield       | 58 83 |
|                           |   |          |           | 37  | H | DePaul         | 34 87  | 94  | H        | Western Mich.     | 43 73 | 117             | H | Bakersfield       | 57 83 |
|                           |   |          |           |     |   |                |        |     |          |                   |       | 135             | A | New Mexico St.    | 53 70 |
|                           |   |          |           |     |   |                |        |     |          |                   |       | 135             | H | New Mexico St.    | 54 62 |
|                           |   |          |           |     |   |                |        |     |          |                   |       | 205             | A | Tex.-Pan American | 57 66 |
|                           |   |          |           |     |   |                |        |     |          |                   |       | 205             | H | Tex.-Pan American | 60 75 |
|                           |   |          |           |     |   |                |        |     |          |                   |       | 207             | A | Ill.-Chicago      | 44 70 |
|                           |   |          |           |     |   |                |        |     |          |                   |       | 233             | H | Western Ill.      | 55 90 |
|                           |   |          |           |     |   |                |        |     |          |                   |       | 236             | A | Oakland           | 40 66 |
|                           |   |          |           |     |   |                |        |     |          |                   |       | 275             | A | Grand Canyon      | 49 73 |
|                           |   |          |           |     |   |                |        |     |          |                   |       | 275             | H | Grand Canyon      | 51 76 |
|                           |   |          |           |     |   |                |        |     |          |                   |       | 276             | H | Jackson St.       | 60 70 |
|                           |   |          |           |     |   |                |        |     |          |                   |       | 283             | A | Milwaukee         | 47 69 |
|                           |   |          |           |     |   |                |        |     |          |                   |       | 298             | A | NJIT              | 48 59 |
|                           |   |          |           |     |   |                |        |     |          |                   |       | 306             | A | Seattle           | 51 75 |
|                           |   |          |           |     |   |                |        |     |          |                   |       | 306             | H | Seattle           | 49 56 |
|                           |   |          |           |     |   |                |        |     |          |                   |       | 315             | H | IPFW              | 62 79 |
|                           |   |          |           |     |   |                |        |     |          |                   |       | 318             | A | Bradley           | 62 59 |
|                           |   |          |           |     |   |                |        |     |          |                   |       | 326             | A | Utah Valley       | 53 68 |
|                           |   |          |           |     |   |                |        |     |          |                   |       | 326             | H | Utah Valley       | 60 55 |
|                           |   |          |           |     |   |                |        |     |          |                   |       | 342             | A | UMKC              | 46 77 |
|                           |   |          |           |     |   |                |        |     |          |                   |       | 342             | H | UMKC              | 59 65 |
| LAST 12 Division I GAMES: |   |          |           |     |   |                |        |     |          |                   |       |                 |   |                   |       |
|                           |   |          |           | 135 | H | New Mexico St. | 54 62  | 205 | A        | Tex.-Pan American | 57 66 |                 |   |                   |       |
|                           |   |          |           | 326 | A | Utah Valley    | 53 68  | 135 | A        | New Mexico St.    | 53 70 |                 |   |                   |       |
|                           |   |          |           | 275 | A | Grand Canyon   | 49 73  | 275 | H        | Grand Canyon      | 51 76 |                 |   |                   |       |
|                           |   |          |           | 306 | H | Seattle        | 49 56  | 326 | H        | Utah Valley       | 60 55 |                 |   |                   |       |
|                           |   |          |           | 117 | H | Bakersfield    | 57 83  | 117 | A        | Bakersfield       | 58 83 |                 |   |                   |       |
|                           |   |          |           | 342 | A | UMKC           | 46 77  | 306 | A        | Seattle           | 51 75 |                 |   |                   |       |

Non-Div I Games: Ind.-Northwest 78 56 St. Joseph's (IN) 61 58

Chicago St.

■ Loss, 
 ■ Non-Conf, S Site, 
 ■ Home 
 ■ Away 
 N Neutral

|                   |          |           |                |            |             |               |      |      |       |           |
|-------------------|----------|-----------|----------------|------------|-------------|---------------|------|------|-------|-----------|
| Average RPI Win:  | 266      | WON-LOST  | WINNING        | LAST 10    | STRENGTH OF | OPP. STRENGTH | TEAM | ADJ. | CONF. | ADJ CONF. |
| Average RPI Loss: | 115      | RECORD    | PCT. RANK      | GAMES      | SCHEDULE    | OF SCHEDULE   | RPI  | RPI  | RPI   | RPI       |
| DIV. I ONLY       | 8- 23    | 294       | 2- 8           | 128        | 104         | 257           | 257  | 8    | 8     |           |
| DIV. I NON-CONF.  | 3- 8     | 263       | 0- 0           | 239        | 226         | 301           | 301  | 8    | 8     |           |
| TOTALS            | RPI 1-25 | RPI 26-50 | W-L RECORDS    | RPI 51-100 | RPI 101-150 | RPI 150+      |      |      |       |           |
| 8- 23             | 0- 3     | 0- 2      | OVERALL        | 0- 6       | 0- 5        | 8- 7          |      |      |       |           |
| 5- 8              | 0- 1     | 0- 1      | HOME           | 0- 2       | 0- 2        | 5- 2          |      |      |       |           |
| 2- 12             | 0- 1     | 0- 1      | AWAY           | 0- 3       | 0- 3        | 2- 4          |      |      |       |           |
| 1- 3              | 0- 1     | 0- 0      | NEUTRAL        | 0- 1       | 0- 0        | 1- 1          |      |      |       |           |
| 3- 8              | 0- 0     | 0- 0      | NON-CONFERENCE | 0- 3       | 0- 1        | 3- 4          |      |      |       |           |
| 3- 1              | 0- 0     | 0- 0      | HOME           | 0- 0       | 0- 0        | 3- 1          |      |      |       |           |
| 0- 5              | 0- 0     | 0- 0      | AWAY           | 0- 2       | 0- 1        | 0- 2          |      |      |       |           |
| 0- 2              | 0- 0     | 0- 0      | NEUTRAL        | 0- 1       | 0- 0        | 0- 1          |      |      |       |           |
| 5- 15             | 0- 3     | 0- 2      | CONFERENCE     | 0- 3       | 0- 4        | 5- 3          |      |      |       |           |
| 2- 7              | 0- 1     | 0- 1      | HOME           | 0- 2       | 0- 2        | 2- 1          |      |      |       |           |
| 2- 7              | 0- 1     | 0- 1      | AWAY           | 0- 1       | 0- 2        | 2- 2          |      |      |       |           |
| 1- 1              | 0- 1     | 0- 0      | NEUTRAL        | 0- 0       | 0- 0        | 1- 0          |      |      |       |           |

| RPI 1-25                  |   |                    |       | RPI 26-50 |   |                    |       | RPI 51-100 |   |               |       | RPI 101+ Team's RPI: 257 |   |                 |       |
|---------------------------|---|--------------------|-------|-----------|---|--------------------|-------|------------|---|---------------|-------|--------------------------|---|-----------------|-------|
| RPI                       | S | Opponent           | Score | RPI       | S | Opponent           | Score | RPI        | S | Opponent      | Score | RPI                      | S | Opponent        | Score |
| 5                         | A | UConn              | 36 96 | 26        | A | South Fla.         | 36 75 | 53         | H | Tulane        | 50 60 | 114                      | A | Tulsa           | 52 74 |
| 5                         | H | UConn              | 31 96 | 26        | H | South Fla.         | 44 74 | 56         | A | Iowa St.      | 54 85 | 114                      | H | Tulsa           | 58 71 |
| 5                         | N | UConn              | 34 93 |           |   |                    |       | 68         | A | East Carolina | 40 53 | 131                      | A | UT Martin       | 61 62 |
|                           |   |                    |       |           |   |                    |       | 68         | H | East Carolina | 53 78 | 140                      | A | Temple          | 50 83 |
|                           |   |                    |       |           |   |                    |       | 88         | N | Creighton     | 52 63 | 140                      | H | Temple          | 64 81 |
|                           |   |                    |       |           |   |                    |       | 92         | A | UCLA          | 58 66 | 156                      | A | Northern Ky.    | 52 66 |
|                           |   |                    |       |           |   |                    |       |            |   |               |       | 187                      | A | Memphis         | 38 41 |
|                           |   |                    |       |           |   |                    |       |            |   |               |       | 187                      | H | Memphis         | 44 56 |
|                           |   |                    |       |           |   |                    |       |            |   |               |       | 189                      | H | Xavier          | 71 72 |
|                           |   |                    |       |           |   |                    |       |            |   |               |       | 197                      | H | Delaware        | 67 59 |
|                           |   |                    |       |           |   |                    |       |            |   |               |       | 223                      | H | Detroit         | 70 38 |
|                           |   |                    |       |           |   |                    |       |            |   |               |       | 225                      | N | San Jose St.    | 54 79 |
|                           |   |                    |       |           |   |                    |       |            |   |               |       | 255                      | A | SMU             | 56 46 |
|                           |   |                    |       |           |   |                    |       |            |   |               |       | 271                      | A | UCF             | 51 66 |
|                           |   |                    |       |           |   |                    |       |            |   |               |       | 271                      | H | UCF             | 70 54 |
|                           |   |                    |       |           |   |                    |       |            |   |               |       | 271                      | N | UCF             | 76 66 |
|                           |   |                    |       |           |   |                    |       |            |   |               |       | 288                      | A | Houston         | 76 73 |
|                           |   |                    |       |           |   |                    |       |            |   |               |       | 288                      | H | Houston         | 69 66 |
|                           |   |                    |       |           |   |                    |       |            |   |               |       | 291                      | A | Bowling Green   | 55 66 |
|                           |   |                    |       |           |   |                    |       |            |   |               |       | 337                      | H | Ark.-Pine Bluff | 73 57 |
| LAST 12 Division I GAMES: |   |                    |       |           |   |                    |       |            |   |               |       |                          |   |                 |       |
|                           |   | 5 N UConn          | 34 93 |           |   | 271 A UCF          | 51 66 |            |   |               |       |                          |   |                 |       |
|                           |   | 271 N UCF          | 76 66 |           |   | 68 H East Carolina | 53 78 |            |   |               |       |                          |   |                 |       |
|                           |   | 114 H Tulsa        | 58 71 |           |   | 26 A South Fla.    | 36 75 |            |   |               |       |                          |   |                 |       |
|                           |   | 255 A SMU          | 56 46 |           |   | 5 A UConn          | 36 96 |            |   |               |       |                          |   |                 |       |
|                           |   | 26 H South Fla.    | 44 74 |           |   | 288 H Houston      | 69 66 |            |   |               |       |                          |   |                 |       |
|                           |   | 68 A East Carolina | 40 53 |           |   | 187 H Memphis      | 44 56 |            |   |               |       |                          |   |                 |       |

Non-Div I Games:

Cincinnati

  Loss, 
  Non-Conf, 
  S Site, 
  H Home 
  A Away 
N Neutral

| Average RPI Win:  | 245      | WON-LOST  | WINNING        | LAST 10    | STRENGTH OF | OPP. STRENGTH | TEAM | ADJ. | CONF. | ADJ CONF. |
|-------------------|----------|-----------|----------------|------------|-------------|---------------|------|------|-------|-----------|
| Average RPI Loss: | 53       | RECORD    | PCT. RANK      | GAMES      | SCHEDULE    | OF SCHEDULE   | RPI  | RPI  | RPI   | RPI       |
| DIV. I ONLY       | 9- 21    | 278       | 0- 10          | 16         | 64          | 198           | 198  | 3    | 3     |           |
| DIV. I NON-CONF.  | 8- 5     | 123       | 0- 0           | 63         | 277         | 100           | 100  | 3    | 3     |           |
| TOTALS            | RPI 1-25 | RPI 26-50 | W-L RECORDS    | RPI 51-100 | RPI 101-150 | RPI 150+      |      |      |       |           |
| 9- 21             | 0- 8     | 0- 4      | OVERALL        | 0- 6       | 2- 2        | 7- 1          |      |      |       |           |
| 9- 7              | 0- 4     | 0- 1      | HOME           | 0- 1       | 2- 1        | 7- 0          |      |      |       |           |
| 0- 10             | 0- 3     | 0- 1      | AWAY           | 0- 4       | 0- 1        | 0- 1          |      |      |       |           |
| 0- 4              | 0- 1     | 0- 2      | NEUTRAL        | 0- 1       | 0- 0        | 0- 0          |      |      |       |           |
| 8- 5              | 0- 2     | 0- 2      | NON-CONFERENCE | 0- 1       | 2- 0        | 6- 0          |      |      |       |           |
| 8- 0              | 0- 0     | 0- 0      | HOME           | 0- 0       | 2- 0        | 6- 0          |      |      |       |           |
| 0- 2              | 0- 1     | 0- 0      | AWAY           | 0- 1       | 0- 0        | 0- 0          |      |      |       |           |
| 0- 3              | 0- 1     | 0- 2      | NEUTRAL        | 0- 0       | 0- 0        | 0- 0          |      |      |       |           |
| 1- 16             | 0- 6     | 0- 2      | CONFERENCE     | 0- 5       | 0- 2        | 1- 1          |      |      |       |           |
| 1- 7              | 0- 4     | 0- 1      | HOME           | 0- 1       | 0- 1        | 1- 0          |      |      |       |           |
| 0- 8              | 0- 2     | 0- 1      | AWAY           | 0- 3       | 0- 1        | 0- 1          |      |      |       |           |
| 0- 1              | 0- 0     | 0- 0      | NEUTRAL        | 0- 1       | 0- 0        | 0- 0          |      |      |       |           |

| RPI S                     | Opponent         | Score | RPI S | Opponent         | Score | RPI S | Opponent             | Score | RPI S | Opponent             | Score | Team's RPI: 198 |
|---------------------------|------------------|-------|-------|------------------|-------|-------|----------------------|-------|-------|----------------------|-------|-----------------|
| 1                         | H Notre Dame     | 36 74 | 27    | N Ohio St.       | 77 86 | 66    | A Middle Tenn.       | 28 69 | 110   | H Virginia           | 72 77 |                 |
| 3                         | A South Carolina | 41 99 | 35    | H Syracuse       | 55 60 | 66    | A Miami (FL)         | 42 79 | 112   | H Troy               | 82 73 |                 |
| 7                         | H Louisville     | 49 81 | 38    | N Wichita St.    | 48 63 | 82    | A North Carolina St. | 50 76 | 118   | A Boston College     | 53 68 |                 |
| 10                        | A Florida St.    | 38 81 | 41    | A Pittsburgh     | 56 61 | 87    | A Georgia Tech       | 66 74 | 145   | H Furman             | 79 69 |                 |
| 10                        | H Florida St.    | 52 82 |       |                  |       | 87    | H Georgia Tech       | 59 71 | 177   | H North Dakota       | 72 67 |                 |
| 14                        | N FGCU           | 61 86 |       |                  |       | 87    | N Georgia Tech       | 53 80 | 185   | A Wake Forest        | 62 64 |                 |
| 15                        | A Duke           | 60 89 |       |                  |       |       |                      |       | 200   | H Virginia Tech      | 63 54 |                 |
| 17                        | H North Carolina | 56 78 |       |                  |       |       |                      |       | 284   | H South Carolina St. | 66 57 |                 |
|                           |                  |       |       |                  |       |       |                      |       | 298   | H NJIT               | 64 47 |                 |
|                           |                  |       |       |                  |       |       |                      |       | 309   | H UNC Greensboro     | 80 51 |                 |
|                           |                  |       |       |                  |       |       |                      |       | 335   | H Tennessee Tech     | 76 61 |                 |
|                           |                  |       |       |                  |       |       |                      |       | 343   | H Longwood           | 72 56 |                 |
| LAST 12 Division I GAMES: |                  |       |       |                  |       |       |                      |       |       |                      |       |                 |
| 87                        | N Georgia Tech   | 53 80 | 15    | A Duke           | 60 89 |       |                      |       |       |                      |       |                 |
| 41                        | A Pittsburgh     | 56 61 | 118   | A Boston College | 53 68 |       |                      |       |       |                      |       |                 |
| 35                        | H Syracuse       | 55 60 | 110   | H Virginia       | 72 77 |       |                      |       |       |                      |       |                 |
| 87                        | H Georgia Tech   | 59 71 | 185   | A Wake Forest    | 62 64 |       |                      |       |       |                      |       |                 |
| 10                        | A Florida St.    | 38 81 | 1     | H Notre Dame     | 36 74 |       |                      |       |       |                      |       |                 |
| 7                         | H Louisville     | 49 81 | 17    | H North Carolina | 56 78 |       |                      |       |       |                      |       |                 |

Non-Div I Games:

Clemson

■ Loss, 
■ Non-Conf, 
■ S Site, 
■ H Home 
■ A Away 
N Neutral

|                   |          |           |                |            |             |               |      |      |       |           |
|-------------------|----------|-----------|----------------|------------|-------------|---------------|------|------|-------|-----------|
| Average RPI Win:  | 209      | WON-LOST  | WINNING        | LAST 10    | STRENGTH OF | OPP. STRENGTH | TEAM | ADJ. | CONF. | ADJ CONF. |
| Average RPI Loss: | 127      | RECORD    | PCT. RANK      | GAMES      | SCHEDULE    | OF SCHEDULE   | RPI  | RPI  | RPI   | RPI       |
| DIV. I ONLY       | 16- 11   | 110       | 7- 3           | 145        | 183         | 111           | 111  | 12   | 12    |           |
| DIV. I NON-CONF.  | 6- 5     | 145       | 0- 0           | 181        | 197         | 141           | 141  | 15   | 15    |           |
| TOTALS            | RPI 1-25 | RPI 26-50 | W-L RECORDS    | RPI 51-100 | RPI 101-150 | RPI 150+      |      |      |       |           |
| 16- 11            | 0- 2     | 0- 1      | OVERALL        | 3- 3       | 1- 1        | 12- 4         |      |      |       |           |
| 11- 2             | 0- 1     | 0- 0      | HOME           | 3- 0       | 1- 0        | 7- 1          |      |      |       |           |
| 5- 9              | 0- 1     | 0- 1      | AWAY           | 0- 3       | 0- 1        | 5- 3          |      |      |       |           |
| 0- 0              | 0- 0     | 0- 0      | NEUTRAL        | 0- 0       | 0- 0        | 0- 0          |      |      |       |           |
| 6- 5              | 0- 0     | 0- 1      | NON-CONFERENCE | 1- 1       | 1- 1        | 4- 2          |      |      |       |           |
| 4- 1              | 0- 0     | 0- 0      | HOME           | 1- 0       | 1- 0        | 2- 1          |      |      |       |           |
| 2- 4              | 0- 0     | 0- 1      | AWAY           | 0- 1       | 0- 1        | 2- 1          |      |      |       |           |
| 0- 0              | 0- 0     | 0- 0      | NEUTRAL        | 0- 0       | 0- 0        | 0- 0          |      |      |       |           |
| 10- 6             | 0- 2     | 0- 0      | CONFERENCE     | 2- 2       | 0- 0        | 8- 2          |      |      |       |           |
| 7- 1              | 0- 1     | 0- 0      | HOME           | 2- 0       | 0- 0        | 5- 0          |      |      |       |           |
| 3- 5              | 0- 1     | 0- 0      | AWAY           | 0- 2       | 0- 0        | 3- 2          |      |      |       |           |
| 0- 0              | 0- 0     | 0- 0      | NEUTRAL        | 0- 0       | 0- 0        | 0- 0          |      |      |       |           |

| RPI 1-25                  |   |                |       | RPI 26-50 |   |              |       | RPI 51-100 |   |                |       | RPI 101+ Team's RPI: 111 |   |               |       |
|---------------------------|---|----------------|-------|-----------|---|--------------|-------|------------|---|----------------|-------|--------------------------|---|---------------|-------|
| RPI                       | S | Opponent       | Score | RPI       | S | Opponent     | Score | RPI        | S | Opponent       | Score | RPI                      | S | Opponent      | Score |
| 25                        | A | Green Bay      | 50 74 | 43        | A | Minnesota    | 76 93 | 57         | A | Ohio           | 64 71 | 113                      | H | Toledo        | 81 71 |
| 25                        | H | Green Bay      | 61 65 |           |   |              |       | 68         | H | East Carolina  | 59 57 | 119                      | A | Eastern Mich. | 68 71 |
|                           |   |                |       |           |   |              |       | 77         | A | Youngstown St. | 65 79 | 172                      | H | Belmont       | 89 86 |
|                           |   |                |       |           |   |              |       | 77         | H | Youngstown St. | 73 62 | 207                      | A | Ill.-Chicago  | 75 73 |
|                           |   |                |       |           |   |              |       | 89         | A | Wright St.     | 65 82 | 207                      | H | Ill.-Chicago  | 58 46 |
|                           |   |                |       |           |   |              |       | 89         | H | Wright St.     | 67 63 | 217                      | A | Fla. Atlantic | 74 79 |
|                           |   |                |       |           |   |              |       |            |   |                |       | 223                      | A | Detroit       | 65 78 |
|                           |   |                |       |           |   |              |       |            |   |                |       | 223                      | H | Detroit       | 71 65 |
|                           |   |                |       |           |   |              |       |            |   |                |       | 236                      | A | Oakland       | 72 64 |
|                           |   |                |       |           |   |              |       |            |   |                |       | 236                      | H | Oakland       | 80 74 |
|                           |   |                |       |           |   |              |       |            |   |                |       | 239                      | H | Niagara       | 58 76 |
|                           |   |                |       |           |   |              |       |            |   |                |       | 245                      | A | Morehead St.  | 80 72 |
|                           |   |                |       |           |   |              |       |            |   |                |       | 280                      | A | Valparaiso    | 77 70 |
|                           |   |                |       |           |   |              |       |            |   |                |       | 280                      | H | Valparaiso    | 69 62 |
|                           |   |                |       |           |   |              |       |            |   |                |       | 283                      | A | Milwaukee     | 69 76 |
|                           |   |                |       |           |   |              |       |            |   |                |       | 283                      | H | Milwaukee     | 67 58 |
|                           |   |                |       |           |   |              |       |            |   |                |       | 287                      | H | Kent St.      | 69 67 |
|                           |   |                |       |           |   |              |       |            |   |                |       | 333                      | A | FIU           | 73 65 |
| LAST 12 Division I GAMES: |   |                |       |           |   |              |       |            |   |                |       |                          |   |               |       |
| 207                       | H | Ill.-Chicago   | 58 46 | 236       | H | Oakland      | 80 74 |            |   |                |       |                          |   |               |       |
| 77                        | H | Youngstown St. | 73 62 | 25        | A | Green Bay    | 50 74 |            |   |                |       |                          |   |               |       |
| 283                       | A | Milwaukee      | 69 76 | 207       | A | Ill.-Chicago | 75 73 |            |   |                |       |                          |   |               |       |
| 280                       | A | Valparaiso     | 77 70 | 236       | A | Oakland      | 72 64 |            |   |                |       |                          |   |               |       |
| 223                       | A | Detroit        | 65 78 | 283       | H | Milwaukee    | 67 58 |            |   |                |       |                          |   |               |       |
| 89                        | H | Wright St.     | 67 63 | 89        | A | Wright St.   | 65 82 |            |   |                |       |                          |   |               |       |

Non-Div I Games: Bluefield St. 77 74 Notre Dame (OH) 83 67

Cleveland St.

■ Loss, 
 ■ Non-Conf, 
 ■ S Site, 
 ■ Home 
 ■ A Away 
 N Neutral

|                              |          |           |                |             |               |          |      |       |           |
|------------------------------|----------|-----------|----------------|-------------|---------------|----------|------|-------|-----------|
| Average RPI Win: <b>287</b>  | WON-LOST | WINNING   | LAST 10        | STRENGTH OF | OPP. STRENGTH | TEAM     | ADJ. | CONF. | ADJ CONF. |
| Average RPI Loss: <b>221</b> | RECORD   | PCT. RANK | GAMES          | SCHEDULE    | OF SCHEDULE   | RPI      | RPI  | RPI   | RPI       |
| DIV. I ONLY                  | 8- 18    | 276       | 2- 8           | 336         | 334           | 334      | 334  | 28    | 28        |
| DIV. I NON-CONF.             | 2- 3     | 207       | 0- 0           | 343         | 338           | 338      | 338  | 31    | 31        |
| TOTALS                       | RPI 1-25 | RPI 26-50 | W-L RECORDS    | RPI 51-100  | RPI 101-150   | RPI 150+ |      |       |           |
| 8- 18                        | 0- 0     | 0- 0      | OVERALL        | 0- 2        | 0- 1          | 8- 15    |      |       |           |
| 6- 8                         | 0- 0     | 0- 0      | HOME           | 0- 1        | 0- 0          | 6- 7     |      |       |           |
| 2- 9                         | 0- 0     | 0- 0      | AWAY           | 0- 1        | 0- 1          | 2- 7     |      |       |           |
| 0- 1                         | 0- 0     | 0- 0      | NEUTRAL        | 0- 0        | 0- 0          | 0- 1     |      |       |           |
| 2- 3                         | 0- 0     | 0- 0      | NON-CONFERENCE | 0- 0        | 0- 1          | 2- 2     |      |       |           |
| 2- 1                         | 0- 0     | 0- 0      | HOME           | 0- 0        | 0- 0          | 2- 1     |      |       |           |
| 0- 1                         | 0- 0     | 0- 0      | AWAY           | 0- 0        | 0- 1          | 0- 0     |      |       |           |
| 0- 1                         | 0- 0     | 0- 0      | NEUTRAL        | 0- 0        | 0- 0          | 0- 1     |      |       |           |
| 6- 15                        | 0- 0     | 0- 0      | CONFERENCE     | 0- 2        | 0- 0          | 6- 13    |      |       |           |
| 4- 7                         | 0- 0     | 0- 0      | HOME           | 0- 1        | 0- 0          | 4- 6     |      |       |           |
| 2- 8                         | 0- 0     | 0- 0      | AWAY           | 0- 1        | 0- 0          | 2- 7     |      |       |           |
| 0- 0                         | 0- 0     | 0- 0      | NEUTRAL        | 0- 0        | 0- 0          | 0- 0     |      |       |           |

| RPI S                     | Opponent | Score          | RPI S | Opponent | Score | RPI S | Opponent      | Score | RPI S | Opponent             | Score | Team's RPI: 334 |
|---------------------------|----------|----------------|-------|----------|-------|-------|---------------|-------|-------|----------------------|-------|-----------------|
|                           |          |                |       |          |       | 64    | A Liberty     | 64 78 | 145   | A Furman             | 56 90 |                 |
|                           |          |                |       |          |       | 64    | H Liberty     | 47 66 | 152   | A High Point         | 65 73 |                 |
|                           |          |                |       |          |       |       |               |       | 152   | H High Point         | 64 79 |                 |
|                           |          |                |       |          |       |       |               |       | 175   | H Marshall           | 65 77 |                 |
|                           |          |                |       |          |       |       |               |       | 196   | A Winthrop           | 68 81 |                 |
|                           |          |                |       |          |       |       |               |       | 196   | H Winthrop           | 81 62 |                 |
|                           |          |                |       |          |       |       |               |       | 201   | A Campbell           | 69 78 |                 |
|                           |          |                |       |          |       |       |               |       | 201   | H Campbell           | 50 40 |                 |
|                           |          |                |       |          |       |       |               |       | 204   | A Radford            | 75 42 |                 |
|                           |          |                |       |          |       |       |               |       | 204   | H Radford            | 43 52 |                 |
|                           |          |                |       |          |       |       |               |       | 242   | A Presbyterian       | 56 78 |                 |
|                           |          |                |       |          |       |       |               |       | 242   | H Presbyterian       | 78 84 |                 |
|                           |          |                |       |          |       |       |               |       | 279   | A Gardner-Webb       | 74 82 |                 |
|                           |          |                |       |          |       |       |               |       | 279   | H Gardner-Webb       | 65 71 |                 |
|                           |          |                |       |          |       |       |               |       | 305   | A UNC Asheville      | 61 68 |                 |
|                           |          |                |       |          |       |       |               |       | 305   | H UNC Asheville      | 53 87 |                 |
|                           |          |                |       |          |       |       |               |       | 305   | H UNC Asheville      | 54 68 |                 |
|                           |          |                |       |          |       |       |               |       | 315   | H IPFW               | 90 63 |                 |
|                           |          |                |       |          |       |       |               |       | 319   | N Saint Francis (PA) | 72 75 |                 |
|                           |          |                |       |          |       |       |               |       | 339   | H N.C. Central       | 67 52 |                 |
|                           |          |                |       |          |       |       |               |       | 343   | A Longwood           | 74 78 |                 |
|                           |          |                |       |          |       |       |               |       | 343   | H Longwood           | 75 44 |                 |
|                           |          |                |       |          |       |       |               |       | 348   | A Charleston So.     | 71 62 |                 |
|                           |          |                |       |          |       |       |               |       | 348   | H Charleston So.     | 65 51 |                 |
| LAST 12 Division I GAMES: |          |                |       |          |       |       |               |       |       |                      |       |                 |
| 305                       | H        | UNC Asheville  | 54    | 68       | 242   | A     | Presbyterian  | 56    | 78    |                      |       |                 |
| 305                       | H        | UNC Asheville  | 53    | 87       | 64    | A     | Liberty       | 64    | 78    |                      |       |                 |
| 201                       | A        | Campbell       | 69    | 78       | 204   | H     | Radford       | 43    | 52    |                      |       |                 |
| 196                       | A        | Winthrop       | 68    | 81       | 279   | H     | Gardner-Webb  | 65    | 71    |                      |       |                 |
| 348                       | H        | Charleston So. | 65    | 51       | 152   | A     | High Point    | 65    | 73    |                      |       |                 |
| 343                       | H        | Longwood       | 75    | 44       | 305   | A     | UNC Asheville | 61    | 68    |                      |       |                 |

Non-Div I Games: Barber-Scotia 121 32 UNC Pembroke 64 48 Johnson & Wales (NC) 13 34 Pfeiffer 69 62  
Coastal Caro.



|                   |          |           |                |            |             |               |      |      |       |           |
|-------------------|----------|-----------|----------------|------------|-------------|---------------|------|------|-------|-----------|
| Average RPI Win:  | 243      | WON-LOST  | WINNING        | LAST 10    | STRENGTH OF | OPP. STRENGTH | TEAM | ADJ. | CONF. | ADJ CONF. |
| Average RPI Loss: | 137      | RECORD    | PCT. RANK      | GAMES      | SCHEDULE    | OF SCHEDULE   | RPI  | RPI  | RPI   | RPI       |
| DIV. I ONLY       | 5- 24    | 321       | 1- 9           | 92         | 142         | 281           | 281  | 13   | 13    |           |
| DIV. I NON-CONF.  | 2- 9     | 297       | 0- 0           | 52         | 207         | 247           | 247  | 11   | 11    |           |
| TOTALS            | RPI 1-25 | RPI 26-50 | W-L RECORDS    | RPI 51-100 | RPI 101-150 | RPI 150+      |      |      |       |           |
| 5- 24             | 0- 1     | 0- 4      | OVERALL        | 0- 4       | 0- 4        | 5- 11         |      |      |       |           |
| 4- 8              | 0- 0     | 0- 1      | HOME           | 0- 1       | 0- 2        | 4- 4          |      |      |       |           |
| 1- 13             | 0- 0     | 0- 2      | AWAY           | 0- 2       | 0- 2        | 1- 7          |      |      |       |           |
| 0- 3              | 0- 1     | 0- 1      | NEUTRAL        | 0- 1       | 0- 0        | 0- 0          |      |      |       |           |
| 2- 9              | 0- 1     | 0- 2      | NON-CONFERENCE | 0- 2       | 0- 0        | 2- 4          |      |      |       |           |
| 2- 1              | 0- 0     | 0- 0      | HOME           | 0- 0       | 0- 0        | 2- 1          |      |      |       |           |
| 0- 5              | 0- 0     | 0- 1      | AWAY           | 0- 1       | 0- 0        | 0- 3          |      |      |       |           |
| 0- 3              | 0- 1     | 0- 1      | NEUTRAL        | 0- 1       | 0- 0        | 0- 0          |      |      |       |           |
| 3- 15             | 0- 0     | 0- 2      | CONFERENCE     | 0- 2       | 0- 4        | 3- 7          |      |      |       |           |
| 2- 7              | 0- 0     | 0- 1      | HOME           | 0- 1       | 0- 2        | 2- 3          |      |      |       |           |
| 1- 8              | 0- 0     | 0- 1      | AWAY           | 0- 1       | 0- 2        | 1- 4          |      |      |       |           |
| 0- 0              | 0- 0     | 0- 0      | NEUTRAL        | 0- 0       | 0- 0        | 0- 0          |      |      |       |           |

| RPI                       | S | Opponent | Score | RPI            | S  | Opponent      | Score  | RPI | S | Opponent      | Score | RPI           | S  | Opponent           | Score | Team's RPI: 281 |
|---------------------------|---|----------|-------|----------------|----|---------------|--------|-----|---|---------------|-------|---------------|----|--------------------|-------|-----------------|
| 5                         | N | UConn    | 24 85 | 26             | A  | South Fla.    | 47 67  | 65  | A | Drexel        | 47 64 | 103           | A  | Hofstra            | 53 78 |                 |
|                           |   |          |       | 28             | A  | James Madison | 58 107 | 65  | H | Drexel        | 52 63 | 103           | H  | Hofstra            | 57 69 |                 |
|                           |   |          |       | 28             | H  | James Madison | 53 73  | 68  | A | East Carolina | 55 68 | 104           | A  | Elon               | 68 77 |                 |
|                           |   |          |       | 43             | N  | Minnesota     | 50 74  | 76  | N | Villanova     | 41 60 | 104           | H  | Elon               | 71 75 |                 |
|                           |   |          |       |                |    |               |        |     |   |               |       | 159           | A  | Kennesaw St.       | 61 68 |                 |
|                           |   |          |       |                |    |               |        |     |   |               |       | 178           | A  | William & Mary     | 59 74 |                 |
|                           |   |          |       |                |    |               |        |     |   |               |       | 178           | H  | William & Mary     | 55 84 |                 |
|                           |   |          |       |                |    |               |        |     |   |               |       | 191           | H  | Mercer             | 72 59 |                 |
|                           |   |          |       |                |    |               |        |     |   |               |       | 197           | A  | Delaware           | 49 80 |                 |
|                           |   |          |       |                |    |               |        |     |   |               |       | 197           | H  | Delaware           | 55 49 |                 |
|                           |   |          |       |                |    |               |        |     |   |               |       | 221           | H  | USC Upstate        | 61 60 |                 |
|                           |   |          |       |                |    |               |        |     |   |               |       | 222           | A  | UNCW               | 57 69 |                 |
|                           |   |          |       |                |    |               |        |     |   |               |       | 222           | H  | UNCW               | 65 76 |                 |
|                           |   |          |       |                |    |               |        |     |   |               |       | 235           | A  | George Mason       | 61 71 |                 |
|                           |   |          |       |                |    |               |        |     |   |               |       | 243           | A  | Towson             | 49 71 |                 |
|                           |   |          |       |                |    |               |        |     |   |               |       | 243           | H  | Towson             | 52 56 |                 |
|                           |   |          |       |                |    |               |        |     |   |               |       | 284           | A  | South Carolina St. | 51 60 |                 |
|                           |   |          |       |                |    |               |        |     |   |               |       | 304           | A  | Northeastern       | 56 54 |                 |
|                           |   |          |       |                |    |               |        |     |   |               |       | 304           | H  | Northeastern       | 59 38 |                 |
|                           |   |          |       |                |    |               |        |     |   |               |       | 309           | H  | UNC Greensboro     | 68 70 |                 |
| LAST 12 Division I GAMES: |   |          |       |                |    |               |        |     |   |               |       |               |    |                    |       |                 |
|                           |   | 28       | A     | James Madison  | 58 | 107           |        |     |   | 103           | H     | Hofstra       | 57 | 69                 |       |                 |
|                           |   | 222      | H     | UNCW           | 65 | 76            |        |     |   | 104           | H     | Elon          | 71 | 75                 |       |                 |
|                           |   | 178      | H     | William & Mary | 55 | 84            |        |     |   | 243           | A     | Towson        | 49 | 71                 |       |                 |
|                           |   | 304      | A     | Northeastern   | 56 | 54            |        |     |   | 65            | A     | Drexel        | 47 | 64                 |       |                 |
|                           |   | 65       | H     | Drexel         | 52 | 63            |        |     |   | 28            | H     | James Madison | 53 | 73                 |       |                 |
|                           |   | 178      | A     | William & Mary | 59 | 74            |        |     |   | 197           | A     | Delaware      | 49 | 80                 |       |                 |

Non-Div I Games:

Col. of Charleston

■ Loss, 
■ Non-Conf, S Site, 
■ Home 
■ Away 
N Neutral

|                              |          |           |                |             |               |          |      |       |           |
|------------------------------|----------|-----------|----------------|-------------|---------------|----------|------|-------|-----------|
| Average RPI Win: <b>245</b>  | WON-LOST | WINNING   | LAST 10        | STRENGTH OF | OPP. STRENGTH | TEAM     | ADJ. | CONF. | ADJ CONF. |
| Average RPI Loss: <b>142</b> | RECORD   | PCT. RANK | GAMES          | SCHEDULE    | OF SCHEDULE   | RPI      | RPI  | RPI   | RPI       |
| DIV. I ONLY                  | 9- 22    | 286       | 5- 5           | 177         | 205           | 263      | 263  | 18    | 18        |
| DIV. I NON-CONF.             | 1- 10    | 329       | 0- 0           | 175         | 135           | 322      | 322  | 20    | 20        |
| TOTALS                       | RPI 1-25 | RPI 26-50 | W-L RECORDS    | RPI 51-100  | RPI 101-150   | RPI 150+ |      |       |           |
| 9- 22                        | 0- 0     | 0- 1      | OVERALL        | 0- 8        | 1- 3          | 8- 10    |      |       |           |
| 6- 8                         | 0- 0     | 0- 0      | HOME           | 0- 3        | 0- 2          | 6- 3     |      |       |           |
| 3- 14                        | 0- 0     | 0- 1      | AWAY           | 0- 5        | 1- 1          | 2- 7     |      |       |           |
| 0- 0                         | 0- 0     | 0- 0      | NEUTRAL        | 0- 0        | 0- 0          | 0- 0     |      |       |           |
| 1- 10                        | 0- 0     | 0- 1      | NON-CONFERENCE | 0- 3        | 0- 2          | 1- 4     |      |       |           |
| 1- 3                         | 0- 0     | 0- 0      | HOME           | 0- 1        | 0- 1          | 1- 1     |      |       |           |
| 0- 7                         | 0- 0     | 0- 1      | AWAY           | 0- 2        | 0- 1          | 0- 3     |      |       |           |
| 0- 0                         | 0- 0     | 0- 0      | NEUTRAL        | 0- 0        | 0- 0          | 0- 0     |      |       |           |
| 8- 12                        | 0- 0     | 0- 0      | CONFERENCE     | 0- 5        | 1- 1          | 7- 6     |      |       |           |
| 5- 5                         | 0- 0     | 0- 0      | HOME           | 0- 2        | 0- 1          | 5- 2     |      |       |           |
| 3- 7                         | 0- 0     | 0- 0      | AWAY           | 0- 3        | 1- 0          | 2- 4     |      |       |           |
| 0- 0                         | 0- 0     | 0- 0      | NEUTRAL        | 0- 0        | 0- 0          | 0- 0     |      |       |           |

| RPI S                     | Opponent          | Score | RPI S | Opponent      | Score | RPI S | Opponent          | Score | RPI S | Opponent          | Score | Team's RPI: 263 |
|---------------------------|-------------------|-------|-------|---------------|-------|-------|-------------------|-------|-------|-------------------|-------|-----------------|
| 42                        | A Rutgers         | 44 60 | 54    | A American    | 46 75 | 106   | A Lehigh          | 61 60 | 106   | A Lehigh          | 68 86 |                 |
|                           |                   |       | 54    | H American    | 58 66 | 106   | H Lehigh          | 68 86 | 116   | A Harvard         | 53 68 |                 |
|                           |                   |       | 59    | A Georgia     | 35 66 | 125   | H Cornell         | 66 74 | 164   | A Bucknell        | 75 77 |                 |
|                           |                   |       | 65    | A Drexel      | 51 59 | 164   | H Bucknell        | 54 41 | 165   | A St. Bonaventure | 49 65 |                 |
|                           |                   |       | 83    | H Albany (NY) | 48 67 | 169   | A Siena           | 68 80 | 183   | A Holy Cross      | 76 71 |                 |
|                           |                   |       | 96    | A Army        | 45 48 | 183   | H Holy Cross      | 62 68 | 195   | A Navy            | 52 64 |                 |
|                           |                   |       | 96    | A Army        | 47 48 | 195   | H Navy            | 63 65 | 213   | A Lafayette       | 56 58 |                 |
|                           |                   |       | 96    | H Army        | 62 64 | 213   | H Lafayette       | 49 36 | 241   | A Monmouth        | 62 82 |                 |
|                           |                   |       |       |               |       | 286   | A Loyola Maryland | 72 45 | 286   | H Loyola Maryland | 54 53 |                 |
|                           |                   |       |       |               |       | 287   | H Kent St.        | 61 62 | 321   | A Boston U.       | 53 58 |                 |
|                           |                   |       |       |               |       | 321   | H Boston U.       | 58 48 | 321   | H Boston U.       | 67 54 |                 |
|                           |                   |       |       |               |       | 324   | H Binghamton      | 74 55 |       |                   |       |                 |
| LAST 12 Division I GAMES: |                   |       |       |               |       |       |                   |       |       |                   |       |                 |
| 96                        | A Army            | 45 48 | 195   | A Navy        | 52 64 |       |                   |       |       |                   |       |                 |
| 321                       | H Boston U.       | 58 48 | 321   | H Boston U.   | 67 54 |       |                   |       |       |                   |       |                 |
| 106                       | A Lehigh          | 61 60 | 54    | A American    | 46 75 |       |                   |       |       |                   |       |                 |
| 213                       | H Lafayette       | 49 36 | 183   | H Holy Cross  | 62 68 |       |                   |       |       |                   |       |                 |
| 286                       | H Loyola Maryland | 54 53 | 164   | H Bucknell    | 54 41 |       |                   |       |       |                   |       |                 |
| 96                        | A Army            | 47 48 | 213   | A Lafayette   | 56 58 |       |                   |       |       |                   |       |                 |

Non-Div I Games:

Colgate

■ Loss, 
 ■ Non-Conf, S Site, 
 ■ Home 
 ■ Away 
 N Neutral

|                   |          |           |                |            |             |               |      |      |       |           |
|-------------------|----------|-----------|----------------|------------|-------------|---------------|------|------|-------|-----------|
| Average RPI Win:  | 163      | WON-LOST  | WINNING        | LAST 10    | STRENGTH OF | OPP. STRENGTH | TEAM | ADJ. | CONF. | ADJ CONF. |
| Average RPI Loss: | 51       | RECORD    | PCT. RANK      | GAMES      | SCHEDULE    | OF SCHEDULE   | RPI  | RPI  | RPI   | RPI       |
| DIV. I ONLY       | 15- 17   | 193       | 5- 5           | 26         | 56          | 99            | 99   | 5    | 5     |           |
| DIV. I NON-CONF.  | 7- 4     | 107       | 0- 0           | 17         | 181         | 64            | 64   | 5    | 5     |           |
| TOTALS            | RPI 1-25 | RPI 26-50 | W-L RECORDS    | RPI 51-100 | RPI 101-150 | RPI 150+      |      |      |       |           |
| 15- 17            | 1- 7     | 1- 3      | OVERALL        | 3- 6       | 1- 1        | 9- 0          |      |      |       |           |
| 10- 7             | 0- 2     | 1- 2      | HOME           | 2- 3       | 1- 0        | 6- 0          |      |      |       |           |
| 3- 9              | 0- 4     | 0- 1      | AWAY           | 0- 3       | 0- 1        | 3- 0          |      |      |       |           |
| 2- 1              | 1- 1     | 0- 0      | NEUTRAL        | 1- 0       | 0- 0        | 0- 0          |      |      |       |           |
| 7- 4              | 0- 1     | 1- 1      | NON-CONFERENCE | 1- 1       | 1- 1        | 4- 0          |      |      |       |           |
| 6- 2              | 0- 0     | 1- 1      | HOME           | 1- 1       | 1- 0        | 3- 0          |      |      |       |           |
| 1- 2              | 0- 1     | 0- 0      | AWAY           | 0- 0       | 0- 1        | 1- 0          |      |      |       |           |
| 0- 0              | 0- 0     | 0- 0      | NEUTRAL        | 0- 0       | 0- 0        | 0- 0          |      |      |       |           |
| 8- 13             | 1- 6     | 0- 2      | CONFERENCE     | 2- 5       | 0- 0        | 5- 0          |      |      |       |           |
| 4- 5              | 0- 2     | 0- 1      | HOME           | 1- 2       | 0- 0        | 3- 0          |      |      |       |           |
| 2- 7              | 0- 3     | 0- 1      | AWAY           | 0- 3       | 0- 0        | 2- 0          |      |      |       |           |
| 2- 1              | 1- 1     | 0- 0      | NEUTRAL        | 1- 0       | 0- 0        | 0- 0          |      |      |       |           |

| RPI 1-25                  |   |                     |       | RPI 26-50 |   |                     |       | RPI 51-100 |   |                     |       | Team's RPI: 99 | RPI 101+ |   |              |       |
|---------------------------|---|---------------------|-------|-----------|---|---------------------|-------|------------|---|---------------------|-------|----------------|----------|---|--------------|-------|
| RPI                       | S | Opponent            | Score | RPI       | S | Opponent            | Score | RPI        | S | Opponent            | Score |                | RPI      | S | Opponent     | Score |
| 9                         | A | Iowa                | 63 78 | 30        | H | Western Ky.         | 78 79 | 70         | A | Washington St.      | 68 73 |                | 102      | A | Missouri     | 50 53 |
| 16                        | A | Arizona St.         | 46 59 | 32        | A | Washington          | 82 85 | 70         | H | Washington St.      | 72 51 |                | 123      | H | Missouri St. | 87 59 |
| 16                        | H | Arizona St.         | 60 68 | 32        | H | Washington          | 67 79 | 80         | H | Colorado St.        | 87 81 |                | 177      | H | North Dakota | 68 59 |
| 18                        | H | Oregon St.          | 44 66 | 49        | H | Arkansas St.        | 80 69 | 92         | A | UCLA                | 65 72 |                | 180      | H | Oregon       | 84 69 |
| 18                        | N | Oregon St.          | 68 65 |           |   |                     |       | 92         | H | UCLA                | 84 90 |                | 212      | H | Wyoming      | 76 71 |
| 19                        | A | Stanford            | 55 62 |           |   |                     |       | 95         | A | Southern California | 51 66 |                | 214      | A | Arizona      | 66 51 |
| 23                        | A | California          | 59 75 |           |   |                     |       | 95         | H | Southern California | 61 81 |                | 214      | H | Arizona      | 81 69 |
| 23                        | N | California          | 55 68 |           |   |                     |       | 95         | N | Southern California | 75 63 |                | 225      | H | San Jose St. | 97 89 |
|                           |   |                     |       |           |   |                     |       | 97         | H | Long Beach St.      | 56 62 |                | 238      | A | Utah         | 73 54 |
|                           |   |                     |       |           |   |                     |       |            |   |                     |       |                | 238      | H | Utah         | 77 72 |
|                           |   |                     |       |           |   |                     |       |            |   |                     |       |                | 309      | A | Denver       | 77 49 |
| LAST 12 Division I GAMES: |   |                     |       |           |   |                     |       |            |   |                     |       |                |          |   |              |       |
| 23                        | N | California          | 55 68 | 18        | H | Oregon St.          | 44 66 |            |   |                     |       |                |          |   |              |       |
| 18                        | N | Oregon St.          | 68 65 | 32        | H | Washington          | 67 79 |            |   |                     |       |                |          |   |              |       |
| 95                        | N | Southern California | 75 63 | 70        | H | Washington St.      | 72 51 |            |   |                     |       |                |          |   |              |       |
| 16                        | A | Arizona St.         | 46 59 | 95        | A | Southern California | 51 66 |            |   |                     |       |                |          |   |              |       |
| 214                       | A | Arizona             | 66 51 | 92        | A | UCLA                | 65 72 |            |   |                     |       |                |          |   |              |       |
| 180                       | H | Oregon              | 84 69 | 214       | H | Arizona             | 81 69 |            |   |                     |       |                |          |   |              |       |

Non-Div I Games:

Colorado

■ Loss, 
 ■ Non-Conf, S Site, 
 ■ Home 
 ■ Away 
 N Neutral

## Colorado St.

Through Games Of March 10, 2015

|                   |          |           |                |            |             |               |      |      |       |           |
|-------------------|----------|-----------|----------------|------------|-------------|---------------|------|------|-------|-----------|
| Average RPI Win:  | 215      | WON-LOST  | WINNING        | LAST 10    | STRENGTH OF | OPP. STRENGTH | TEAM | ADJ. | CONF. | ADJ CONF. |
| Average RPI Loss: | 103      | RECORD    | PCT. RANK      | GAMES      | SCHEDULE    | OF SCHEDULE   | RPI  | RPI  | RPI   | RPI       |
| DIV. I ONLY       | 21- 7    | 35        | 8- 2           | 218        | 168         | 80            | 80   | 22   | 22    |           |
| DIV. I NON-CONF.  | 6- 3     | 92        | 0- 0           | 164        | 67          | 110           | 110  | 19   | 19    |           |
| TOTALS            | RPI 1-25 | RPI 26-50 | W-L RECORDS    | RPI 51-100 | RPI 101-150 | RPI 150+      |      |      |       |           |
| 21- 7             | 0- 0     | 1- 1      | OVERALL        | 3- 4       | 2- 1        | 15- 1         |      |      |       |           |
| 13- 1             | 0- 0     | 1- 0      | HOME           | 1- 1       | 2- 0        | 9- 0          |      |      |       |           |
| 7- 4              | 0- 0     | 0- 1      | AWAY           | 1- 2       | 0- 1        | 6- 0          |      |      |       |           |
| 1- 2              | 0- 0     | 0- 0      | NEUTRAL        | 1- 1       | 0- 0        | 0- 1          |      |      |       |           |
| 6- 3              | 0- 0     | 0- 0      | NON-CONFERENCE | 2- 3       | 1- 0        | 3- 0          |      |      |       |           |
| 4- 1              | 0- 0     | 0- 0      | HOME           | 0- 1       | 1- 0        | 3- 0          |      |      |       |           |
| 1- 1              | 0- 0     | 0- 0      | AWAY           | 1- 1       | 0- 0        | 0- 0          |      |      |       |           |
| 1- 1              | 0- 0     | 0- 0      | NEUTRAL        | 1- 1       | 0- 0        | 0- 0          |      |      |       |           |
| 15- 4             | 0- 0     | 1- 1      | CONFERENCE     | 1- 1       | 1- 1        | 12- 1         |      |      |       |           |
| 9- 0              | 0- 0     | 1- 0      | HOME           | 1- 0       | 1- 0        | 6- 0          |      |      |       |           |
| 6- 3              | 0- 0     | 0- 1      | AWAY           | 0- 1       | 0- 1        | 6- 0          |      |      |       |           |
| 0- 1              | 0- 0     | 0- 0      | NEUTRAL        | 0- 0       | 0- 0        | 0- 1          |      |      |       |           |

| RPI S                     | Opponent       | Score | RPI S | Opponent        | Score | RPI S | Opponent     | Score | RPI S | Opponent        | Score |
|---------------------------|----------------|-------|-------|-----------------|-------|-------|--------------|-------|-------|-----------------|-------|
| 50                        | A Fresno St.   | 49 53 | 50    | H Fresno St.    | 70 56 | 51    | N BYU        | 58 69 | 126   | A Boise St.     | 65 75 |
|                           |                |       |       |                 |       | 71    | H Hawaii     | 58 63 | 126   | H Boise St.     | 83 82 |
|                           |                |       |       |                 |       | 74    | N TCU        | 76 62 | 147   | H Cal Poly      | 65 63 |
|                           |                |       |       |                 |       | 79    | A Drake      | 69 56 | 212   | A Wyoming       | 58 55 |
|                           |                |       |       |                 |       | 99    | A Colorado   | 81 87 | 212   | H Wyoming       | 67 58 |
|                           |                |       |       |                 |       | 100   | A New Mexico | 40 67 | 217   | H Fla. Atlantic | 59 46 |
|                           |                |       |       |                 |       | 100   | H New Mexico | 44 38 | 225   | A San Jose St.  | 85 76 |
|                           |                |       |       |                 |       |       |              |       | 225   | H San Jose St.  | 77 59 |
|                           |                |       |       |                 |       |       |              |       | 225   | N San Jose St.  | 55 64 |
|                           |                |       |       |                 |       |       |              |       | 226   | A San Diego St. | 49 36 |
|                           |                |       |       |                 |       |       |              |       | 226   | H San Diego St. | 65 42 |
|                           |                |       |       |                 |       |       |              |       | 232   | A UNLV          | 55 43 |
|                           |                |       |       |                 |       |       |              |       | 273   | H Utah St.      | 76 58 |
|                           |                |       |       |                 |       |       |              |       | 285   | A Nevada        | 59 58 |
|                           |                |       |       |                 |       |       |              |       | 285   | H Nevada        | 68 61 |
|                           |                |       |       |                 |       |       |              |       | 309   | H Denver        | 81 61 |
|                           |                |       |       |                 |       |       |              |       | 323   | H Illinois St.  | 70 49 |
|                           |                |       |       |                 |       |       |              |       | 344   | A Air Force     | 85 49 |
|                           |                |       |       |                 |       |       |              |       | 344   | H Air Force     | 62 42 |
| LAST 12 Division I GAMES: |                |       |       |                 |       |       |              |       |       |                 |       |
| 225                       | N San Jose St. | 55 64 | 226   | H San Diego St. | 65 42 |       |              |       |       |                 |       |
| 273                       | H Utah St.     | 76 58 | 100   | A New Mexico    | 40 67 |       |              |       |       |                 |       |
| 285                       | H Nevada       | 68 61 | 232   | A UNLV          | 55 43 |       |              |       |       |                 |       |
| 225                       | A San Jose St. | 85 76 | 212   | H Wyoming       | 67 58 |       |              |       |       |                 |       |
| 344                       | A Air Force    | 85 49 | 50    | A Fresno St.    | 49 53 |       |              |       |       |                 |       |
| 50                        | H Fresno St.   | 70 56 | 126   | H Boise St.     | 83 82 |       |              |       |       |                 |       |

Non-Div I Games: South Dakota Mines 75 39 Colorado Mines 99 45

Colorado St.

■ Loss, 
 ■ Non-Conf, S Site, 
 ■ Home 
 ■ Away 
 N Neutral

|                   |          |           |                |            |             |               |      |      |       |           |
|-------------------|----------|-----------|----------------|------------|-------------|---------------|------|------|-------|-----------|
| Average RPI Win:  | 239      | WON-LOST  | WINNING        | LAST 10    | STRENGTH OF | OPP. STRENGTH | TEAM | ADJ. | CONF. | ADJ CONF. |
| Average RPI Loss: | 155      | RECORD    | PCT. RANK      | GAMES      | SCHEDULE    | OF SCHEDULE   | RPI  | RPI  | RPI   | RPI       |
| DIV. I ONLY       | 8- 20    | 288       | 2- 8           | 214        | 172         | 290           | 290  | 7    | 7     |           |
| DIV. I NON-CONF.  | 6- 8     | 197       | 0- 0           | 331        | 329         | 310           | 310  | 10   | 10    |           |
| TOTALS            | RPI 1-25 | RPI 26-50 | W-L RECORDS    | RPI 51-100 | RPI 101-150 | RPI 150+      |      |      |       |           |
| 8- 20             | 0- 2     | 0- 0      | OVERALL        | 0- 2       | 2- 6        | 6- 10         |      |      |       |           |
| 7- 9              | 0- 1     | 0- 0      | HOME           | 0- 1       | 2- 2        | 5- 5          |      |      |       |           |
| 1- 11             | 0- 1     | 0- 0      | AWAY           | 0- 1       | 0- 4        | 1- 5          |      |      |       |           |
| 0- 0              | 0- 0     | 0- 0      | NEUTRAL        | 0- 0       | 0- 0        | 0- 0          |      |      |       |           |
| 6- 8              | 0- 0     | 0- 0      | NON-CONFERENCE | 0- 0       | 1- 1        | 5- 7          |      |      |       |           |
| 5- 4              | 0- 0     | 0- 0      | HOME           | 0- 0       | 1- 0        | 4- 4          |      |      |       |           |
| 1- 4              | 0- 0     | 0- 0      | AWAY           | 0- 0       | 0- 1        | 1- 3          |      |      |       |           |
| 0- 0              | 0- 0     | 0- 0      | NEUTRAL        | 0- 0       | 0- 0        | 0- 0          |      |      |       |           |
| 2- 12             | 0- 2     | 0- 0      | CONFERENCE     | 0- 2       | 1- 5        | 1- 3          |      |      |       |           |
| 2- 5              | 0- 1     | 0- 0      | HOME           | 0- 1       | 1- 2        | 1- 1          |      |      |       |           |
| 0- 7              | 0- 1     | 0- 0      | AWAY           | 0- 1       | 0- 3        | 0- 2          |      |      |       |           |
| 0- 0              | 0- 0     | 0- 0      | NEUTRAL        | 0- 0       | 0- 0        | 0- 0          |      |      |       |           |

| RPI 1-25                  |   |           |       | RPI 26-50 |   |           |       | RPI 51-100 |   |          |       | RPI 101+ Team's RPI: 290 |   |                     |        |
|---------------------------|---|-----------|-------|-----------|---|-----------|-------|------------|---|----------|-------|--------------------------|---|---------------------|--------|
| RPI                       | S | Opponent  | Score | RPI       | S | Opponent  | Score | RPI        | S | Opponent | Score | RPI                      | S | Opponent            | Score  |
| 12                        | A | Princeton | 44 83 |           |   |           |       | 52         | A | Penn     | 57 78 | 116                      | A | Harvard             | 81 82  |
| 12                        | H | Princeton | 44 63 |           |   |           |       | 52         | H | Penn     | 36 50 | 116                      | H | Harvard             | 59 43  |
|                           |   |           |       |           |   |           |       |            |   |          |       | 124                      | A | Yale                | 47 55  |
|                           |   |           |       |           |   |           |       |            |   |          |       | 124                      | H | Yale                | 57 67  |
|                           |   |           |       |           |   |           |       |            |   |          |       | 125                      | A | Cornell             | 39 59  |
|                           |   |           |       |           |   |           |       |            |   |          |       | 125                      | H | Cornell             | 42 46  |
|                           |   |           |       |           |   |           |       |            |   |          |       | 129                      | H | Rhode Island        | 79 69  |
|                           |   |           |       |           |   |           |       |            |   |          |       | 132                      | A | San Francisco       | 65 70  |
|                           |   |           |       |           |   |           |       |            |   |          |       | 154                      | A | Dartmouth           | 50 60  |
|                           |   |           |       |           |   |           |       |            |   |          |       | 154                      | H | Dartmouth           | 54 61  |
|                           |   |           |       |           |   |           |       |            |   |          |       | 159                      | H | Kennesaw St.        | 62 66  |
|                           |   |           |       |           |   |           |       |            |   |          |       | 188                      | A | Stony Brook         | 68 82  |
|                           |   |           |       |           |   |           |       |            |   |          |       | 213                      | H | Lafayette           | 72 65  |
|                           |   |           |       |           |   |           |       |            |   |          |       | 218                      | H | UMass Lowell        | 59 69  |
|                           |   |           |       |           |   |           |       |            |   |          |       | 225                      | A | San Jose St.        | 76 119 |
|                           |   |           |       |           |   |           |       |            |   |          |       | 231                      | A | Brown               | 76 85  |
|                           |   |           |       |           |   |           |       |            |   |          |       | 231                      | H | Brown               | 83 74  |
|                           |   |           |       |           |   |           |       |            |   |          |       | 259                      | H | UMBC                | 66 76  |
|                           |   |           |       |           |   |           |       |            |   |          |       | 298                      | A | NJIT                | 45 38  |
|                           |   |           |       |           |   |           |       |            |   |          |       | 301                      | H | Fairleigh Dickinson | 72 55  |
|                           |   |           |       |           |   |           |       |            |   |          |       | 308                      | H | LIU Brooklyn        | 54 45  |
|                           |   |           |       |           |   |           |       |            |   |          |       | 311                      | H | Portland St.        | 66 71  |
|                           |   |           |       |           |   |           |       |            |   |          |       | 318                      | H | Bradley             | 81 74  |
|                           |   |           |       |           |   |           |       |            |   |          |       | 325                      | A | Wagner              | 86 97  |
| LAST 12 Division I GAMES: |   |           |       |           |   |           |       |            |   |          |       |                          |   |                     |        |
| 12                        | H | Princeton | 44 63 | 154       | H | Dartmouth | 54 61 |            |   |          |       |                          |   |                     |        |
| 52                        | H | Penn      | 36 50 | 116       | H | Harvard   | 59 43 |            |   |          |       |                          |   |                     |        |
| 116                       | A | Harvard   | 81 82 | 52        | A | Penn      | 57 78 |            |   |          |       |                          |   |                     |        |
| 154                       | A | Dartmouth | 50 60 | 12        | A | Princeton | 44 83 |            |   |          |       |                          |   |                     |        |
| 124                       | H | Yale      | 57 67 | 231       | A | Brown     | 76 85 |            |   |          |       |                          |   |                     |        |
| 231                       | H | Brown     | 83 74 | 124       | A | Yale      | 47 55 |            |   |          |       |                          |   |                     |        |

Non-Div I Games:

Columbia

■ Loss, 
 ■ Non-Conf, S Site, 
 ■ Home 
 ■ Away 
 N Neutral

|                   |          |           |                |            |             |               |      |      |       |           |
|-------------------|----------|-----------|----------------|------------|-------------|---------------|------|------|-------|-----------|
| Average RPI Win:  | 321      | WON-LOST  | WINNING        | LAST 10    | STRENGTH OF | OPP. STRENGTH | TEAM | ADJ. | CONF. | ADJ CONF. |
| Average RPI Loss: | 201      | RECORD    | PCT. RANK      | GAMES      | SCHEDULE    | OF SCHEDULE   | RPI  | RPI  | RPI   | RPI       |
| DIV. I ONLY       | 6- 21    | 306       | 4- 6           | 334        | 297         | 338           | 338  | 31   | 31    |           |
| DIV. I NON-CONF.  | 0- 10    | 339       | 0- 0           | 139        | 49          | 323           | 323  | 29   | 29    |           |
| TOTALS            | RPI 1-25 | RPI 26-50 | W-L RECORDS    | RPI 51-100 | RPI 101-150 | RPI 150+      |      |      |       |           |
| 6- 21             | 0- 1     | 0- 0      | OVERALL        | 0- 4       | 0- 2        | 6- 14         |      |      |       |           |
| 3- 8              | 0- 1     | 0- 0      | HOME           | 0- 0       | 0- 1        | 3- 6          |      |      |       |           |
| 2- 13             | 0- 0     | 0- 0      | AWAY           | 0- 4       | 0- 1        | 2- 8          |      |      |       |           |
| 1- 0              | 0- 0     | 0- 0      | NEUTRAL        | 0- 0       | 0- 0        | 1- 0          |      |      |       |           |
| 0- 10             | 0- 1     | 0- 0      | NON-CONFERENCE | 0- 4       | 0- 1        | 0- 4          |      |      |       |           |
| 0- 3              | 0- 1     | 0- 0      | HOME           | 0- 0       | 0- 1        | 0- 1          |      |      |       |           |
| 0- 7              | 0- 0     | 0- 0      | AWAY           | 0- 4       | 0- 0        | 0- 3          |      |      |       |           |
| 0- 0              | 0- 0     | 0- 0      | NEUTRAL        | 0- 0       | 0- 0        | 0- 0          |      |      |       |           |
| 6- 11             | 0- 0     | 0- 0      | CONFERENCE     | 0- 0       | 0- 1        | 6- 10         |      |      |       |           |
| 3- 5              | 0- 0     | 0- 0      | HOME           | 0- 0       | 0- 0        | 3- 5          |      |      |       |           |
| 2- 6              | 0- 0     | 0- 0      | AWAY           | 0- 0       | 0- 1        | 2- 5          |      |      |       |           |
| 1- 0              | 0- 0     | 0- 0      | NEUTRAL        | 0- 0       | 0- 0        | 1- 0          |      |      |       |           |

| RPI 1-25                  |   |          |        | RPI 26-50 |            |              |       | RPI 51-100 |   |                    |       | RPI 101+ Team's RPI: 338 |            |                    |       |
|---------------------------|---|----------|--------|-----------|------------|--------------|-------|------------|---|--------------------|-------|--------------------------|------------|--------------------|-------|
| RPI                       | S | Opponent | Score  | RPI       | S          | Opponent     | Score | RPI        | S | Opponent           | Score | RPI                      | S          | Opponent           | Score |
| 6                         | H | Maryland | 51 110 |           |            |              |       | 59         | A | Georgia            | 29 49 | 105                      | A          | Hampton            | 44 69 |
|                           |   |          |        |           |            |              |       | 66         | A | Miami (FL)         | 54 70 | 141                      | H          | VCU                | 52 63 |
|                           |   |          |        |           |            |              |       | 75         | A | West Virginia      | 43 83 | 153                      | H          | Savannah St.       | 56 63 |
|                           |   |          |        |           |            |              |       | 82         | A | North Carolina St. | 61 81 | 181                      | A          | N.C. A&T           | 49 67 |
|                           |   |          |        |           |            |              |       |            |   |                    |       | 185                      | A          | Wake Forest        | 54 65 |
|                           |   |          |        |           |            |              |       |            |   |                    |       | 203                      | H          | Robert Morris      | 58 75 |
|                           |   |          |        |           |            |              |       |            |   |                    |       | 253                      | H          | Bethune-Cookman    | 58 61 |
|                           |   |          |        |           |            |              |       |            |   |                    |       | 259                      | A          | UMBC               | 65 78 |
|                           |   |          |        |           |            |              |       |            |   |                    |       | 265                      | A          | Norfolk St.        | 58 56 |
|                           |   |          |        |           |            |              |       |            |   |                    |       | 265                      | H          | Norfolk St.        | 57 67 |
|                           |   |          |        |           |            |              |       |            |   |                    |       | 284                      | H          | South Carolina St. | 58 68 |
|                           |   |          |        |           |            |              |       |            |   |                    |       | 293                      | A          | Morgan St.         | 55 73 |
|                           |   |          |        |           |            |              |       |            |   |                    |       | 293                      | H          | Morgan St.         | 53 62 |
|                           |   |          |        |           |            |              |       |            |   |                    |       | 293 N                    | Morgan St. | 71 56              |       |
|                           |   |          |        |           |            |              |       |            |   |                    |       | 320                      | A          | Mt. St. Mary's     | 65 81 |
|                           |   |          |        |           |            |              |       |            |   |                    |       | 328                      | A          | UMES               | 58 66 |
|                           |   |          |        |           |            |              |       |            |   |                    |       | 336                      | H          | Florida A&M        | 70 65 |
|                           |   |          |        |           |            |              |       |            |   |                    |       | 339                      | A          | N.C. Central       | 58 59 |
|                           |   |          |        |           |            |              |       |            |   |                    |       | 340                      | A          | Howard             | 66 68 |
|                           |   |          |        |           |            |              |       |            |   |                    |       | 340                      | H          | Howard             | 75 61 |
|                           |   |          |        |           |            |              |       |            |   |                    |       | 347                      | A          | Delaware St.       | 80 62 |
|                           |   |          |        |           |            |              |       |            |   |                    |       | 347                      | H          | Delaware St.       | 79 51 |
| LAST 12 Division I GAMES: |   |          |        |           |            |              |       |            |   |                    |       |                          |            |                    |       |
|                           |   |          |        | 293 N     | Morgan St. | 71 56        |       | 340        | H | Howard             | 75 61 |                          |            |                    |       |
|                           |   |          |        | 347       | H          | Delaware St. | 79 51 | 153        | H | Savannah St.       | 56 63 |                          |            |                    |       |
|                           |   |          |        | 293       | A          | Morgan St.   | 55 73 | 284        | H | South Carolina St. | 58 68 |                          |            |                    |       |
|                           |   |          |        | 105       | A          | Hampton      | 44 69 | 293        | H | Morgan St.         | 53 62 |                          |            |                    |       |
|                           |   |          |        | 265       | H          | Norfolk St.  | 57 67 | 328        | A | UMES               | 58 66 |                          |            |                    |       |
|                           |   |          |        | 347       | A          | Delaware St. | 80 62 | 181        | A | N.C. A&T           | 49 67 |                          |            |                    |       |

Non-Div I Games: Virginia Union 68 54

Coppin St.

■ Loss, 
 ■ Non-Conf, 
 ■ S Site, 
 ■ Home 
 ■ A Away 
 N Neutral

|                              |               |            |                |             |               |            |            |           |           |
|------------------------------|---------------|------------|----------------|-------------|---------------|------------|------------|-----------|-----------|
| Average RPI Win: <b>207</b>  | WON-LOST      | WINNING    | LAST 10        | STRENGTH OF | OPP. STRENGTH | TEAM       | ADJ.       | CONF.     | ADJ CONF. |
| Average RPI Loss: <b>105</b> | RECORD        | PCT. RANK  | GAMES          | SCHEDULE    | OF SCHEDULE   | RPI        | RPI        | RPI       | RPI       |
| DIV. I ONLY                  | <b>15- 13</b> | <b>152</b> | <b>3- 7</b>    | <b>111</b>  | <b>130</b>    | <b>125</b> | <b>125</b> | <b>7</b>  | <b>7</b>  |
| DIV. I NON-CONF.             | <b>9- 5</b>   | <b>102</b> | <b>0- 0</b>    | <b>179</b>  | <b>238</b>    | <b>116</b> | <b>116</b> | <b>10</b> | <b>10</b> |
| TOTALS                       | RPI 1-25      | RPI 26-50  | W-L RECORDS    | RPI 51-100  | RPI 101-150   | RPI 150+   |            |           |           |
| 15- 13                       | 0- 2          | 0- 1       | OVERALL        | 2- 2        | 2- 5          | 11- 3      |            |           |           |
| 8- 6                         | 0- 1          | 0- 0       | HOME           | 1- 1        | 2- 3          | 5- 1       |            |           |           |
| 7- 7                         | 0- 1          | 0- 1       | AWAY           | 1- 1        | 0- 2          | 6- 2       |            |           |           |
| 0- 0                         | 0- 0          | 0- 0       | NEUTRAL        | 0- 0        | 0- 0          | 0- 0       |            |           |           |
| 9- 5                         | 0- 0          | 0- 1       | NON-CONFERENCE | 1- 1        | 1- 2          | 7- 1       |            |           |           |
| 5- 2                         | 0- 0          | 0- 0       | HOME           | 1- 0        | 1- 2          | 3- 0       |            |           |           |
| 4- 3                         | 0- 0          | 0- 1       | AWAY           | 0- 1        | 0- 0          | 4- 1       |            |           |           |
| 0- 0                         | 0- 0          | 0- 0       | NEUTRAL        | 0- 0        | 0- 0          | 0- 0       |            |           |           |
| 6- 8                         | 0- 2          | 0- 0       | CONFERENCE     | 1- 1        | 1- 3          | 4- 2       |            |           |           |
| 3- 4                         | 0- 1          | 0- 0       | HOME           | 0- 1        | 1- 1          | 2- 1       |            |           |           |
| 3- 4                         | 0- 1          | 0- 0       | AWAY           | 1- 0        | 0- 2          | 2- 1       |            |           |           |
| 0- 0                         | 0- 0          | 0- 0       | NEUTRAL        | 0- 0        | 0- 0          | 0- 0       |            |           |           |

| RPI 1-25                  |   |           |              | RPI 26-50 |   |           |              | RPI 51-100 |   |                |              | RPI 101+ Team's RPI: 125 |   |                 |              |
|---------------------------|---|-----------|--------------|-----------|---|-----------|--------------|------------|---|----------------|--------------|--------------------------|---|-----------------|--------------|
| RPI                       | S | Opponent  | Score        | RPI       | S | Opponent  | Score        | RPI        | S | Opponent       | Score        | RPI                      | S | Opponent        | Score        |
| 12                        | A | Princeton | 47 <b>75</b> | 35        | A | Syracuse  | 59 <b>76</b> | 52         | A | Penn           | 60 49        | 116                      | A | Harvard         | 54 <b>60</b> |
| 12                        | H | Princeton | 37 <b>70</b> |           |   |           |              | 52         | H | Penn           | 42 <b>56</b> | 116                      | H | Harvard         | 57 <b>61</b> |
|                           |   |           |              |           |   |           |              | 65         | A | Drexel         | 53 <b>62</b> | 124                      | A | Yale            | 53 <b>60</b> |
|                           |   |           |              |           |   |           |              | 77         | H | Youngstown St. | 75 63        | 124                      | H | Yale            | 56 37        |
|                           |   |           |              |           |   |           |              |            |   |                |              | 136                      | H | Buffalo         | 58 <b>65</b> |
|                           |   |           |              |           |   |           |              |            |   |                |              | 142                      | H | Hartford        | 46 <b>48</b> |
|                           |   |           |              |           |   |           |              |            |   |                |              | 143                      | H | Bryant          | 66 64        |
|                           |   |           |              |           |   |           |              |            |   |                |              | 154                      | A | Dartmouth       | 35 <b>54</b> |
|                           |   |           |              |           |   |           |              |            |   |                |              | 154                      | H | Dartmouth       | 66 46        |
|                           |   |           |              |           |   |           |              |            |   |                |              | 164                      | A | Bucknell        | 51 <b>59</b> |
|                           |   |           |              |           |   |           |              |            |   |                |              | 175                      | H | Marshall        | 58 49        |
|                           |   |           |              |           |   |           |              |            |   |                |              | 179                      | A | Fairfield       | 58 47        |
|                           |   |           |              |           |   |           |              |            |   |                |              | 203                      | H | Robert Morris   | 70 59        |
|                           |   |           |              |           |   |           |              |            |   |                |              | 231                      | A | Brown           | 65 52        |
|                           |   |           |              |           |   |           |              |            |   |                |              | 231                      | H | Brown           | 51 <b>58</b> |
|                           |   |           |              |           |   |           |              |            |   |                |              | 263                      | A | Colgate         | 74 66        |
|                           |   |           |              |           |   |           |              |            |   |                |              | 286                      | A | Loyola Maryland | 79 61        |
|                           |   |           |              |           |   |           |              |            |   |                |              | 290                      | A | Columbia        | 46 42        |
|                           |   |           |              |           |   |           |              |            |   |                |              | 290                      | H | Columbia        | 59 39        |
|                           |   |           |              |           |   |           |              |            |   |                |              | 303                      | A | Vermont         | 90 87        |
|                           |   |           |              |           |   |           |              |            |   |                |              | 340                      | H | Howard          | 75 56        |
| LAST 12 Division I GAMES: |   |           |              |           |   |           |              |            |   |                |              |                          |   |                 |              |
| 52                        | H | Penn      | 42 <b>56</b> | 116       | H | Harvard   | 57 <b>61</b> |            |   |                |              |                          |   |                 |              |
| 12                        | H | Princeton | 37 <b>70</b> | 154       | H | Dartmouth | 66 46        |            |   |                |              |                          |   |                 |              |
| 154                       | A | Dartmouth | 35 <b>54</b> | 12        | A | Princeton | 47 <b>75</b> |            |   |                |              |                          |   |                 |              |
| 116                       | A | Harvard   | 54 <b>60</b> | 52        | A | Penn      | 60 49        |            |   |                |              |                          |   |                 |              |
| 231                       | H | Brown     | 51 <b>58</b> | 124       | A | Yale      | 53 <b>60</b> |            |   |                |              |                          |   |                 |              |
| 124                       | H | Yale      | 56 37        | 231       | A | Brown     | 65 52        |            |   |                |              |                          |   |                 |              |

Non-Div I Games:

Cornell

■ Loss, 
 ■ Non-Conf, S Site, 
 ■ Home 
 ■ Away 
 N Neutral

Creighton

Through Games Of March 10, 2015

|                             |          |           |                |             |               |          |      |       |           |
|-----------------------------|----------|-----------|----------------|-------------|---------------|----------|------|-------|-----------|
| Average RPI Win: <b>190</b> | WON-LOST | WINNING   | LAST 10        | STRENGTH OF | OPP. STRENGTH | TEAM     | ADJ. | CONF. | ADJ CONF. |
| Average RPI Loss: <b>67</b> | RECORD   | PCT. RANK | GAMES          | SCHEDULE    | OF SCHEDULE   | RPI      | RPI  | RPI   | RPI       |
| DIV. I ONLY                 | 17- 13   | 126       | 7- 3           | 59          | 72            | 88       | 88   | 10    | 10        |
| DIV. I NON-CONF.            | 7- 4     | 107       | 0- 0           | 26          | 25            | 40       | 40   | 9     | 9         |
| TOTALS                      | RPI 1-25 | RPI 26-50 | W-L RECORDS    | RPI 51-100  | RPI 101-150   | RPI 150+ |      |       |           |
| 17- 13                      | 0- 2     | 2- 5      | OVERALL        | 2- 4        | 3- 1          | 10- 1    |      |       |           |
| 9- 5                        | 0- 0     | 0- 3      | HOME           | 1- 2        | 2- 0          | 6- 0     |      |       |           |
| 7- 7                        | 0- 2     | 2- 2      | AWAY           | 1- 1        | 1- 1          | 3- 1     |      |       |           |
| 1- 1                        | 0- 0     | 0- 0      | NEUTRAL        | 0- 1        | 0- 0          | 1- 0     |      |       |           |
| 7- 4                        | 0- 2     | 1- 2      | NON-CONFERENCE | 1- 0        | 2- 0          | 3- 0     |      |       |           |
| 4- 1                        | 0- 0     | 0- 1      | HOME           | 1- 0        | 1- 0          | 2- 0     |      |       |           |
| 2- 3                        | 0- 2     | 1- 1      | AWAY           | 0- 0        | 1- 0          | 0- 0     |      |       |           |
| 1- 0                        | 0- 0     | 0- 0      | NEUTRAL        | 0- 0        | 0- 0          | 1- 0     |      |       |           |
| 10- 9                       | 0- 0     | 1- 3      | CONFERENCE     | 1- 4        | 1- 1          | 7- 1     |      |       |           |
| 5- 4                        | 0- 0     | 0- 2      | HOME           | 0- 2        | 1- 0          | 4- 0     |      |       |           |
| 5- 4                        | 0- 0     | 1- 1      | AWAY           | 1- 1        | 0- 1          | 3- 1     |      |       |           |
| 0- 1                        | 0- 0     | 0- 0      | NEUTRAL        | 0- 1        | 0- 0          | 0- 0     |      |       |           |

| RPI 1-25                  |   |            |              | RPI 26-50 |   |                  |              | RPI 51-100 Team's RPI: 88 |   |                 |              | RPI 101+ |   |            |              |
|---------------------------|---|------------|--------------|-----------|---|------------------|--------------|---------------------------|---|-----------------|--------------|----------|---|------------|--------------|
| RPI                       | S | Opponent   | Score        | RPI       | S | Opponent         | Score        | RPI                       | S | Opponent        | Score        | RPI      | S | Opponent   | Score        |
| 5                         | A | UConn      | 60 <b>96</b> | 36        | H | Nebraska         | 57 <b>60</b> | 76                        | A | Villanova       | 53 <b>61</b> | 107      | H | Kansas     | 84 81        |
| 23                        | A | California | 69 <b>94</b> | 37        | A | DePaul           | 71 <b>96</b> | 76                        | H | Villanova       | 61 <b>65</b> | 122      | A | UNI        | 58 56        |
|                           |   |            |              | 37        | H | DePaul           | 76 <b>78</b> | 79                        | H | Drake           | 93 71        | 144      | A | Butler     | 58 <b>63</b> |
|                           |   |            |              | 38        | A | Wichita St.      | 56 <b>65</b> | 85                        | A | St. John's (NY) | 75 50        | 144      | H | Butler     | 62 55        |
|                           |   |            |              | 40        | A | Seton Hall       | 81 73        | 85                        | H | St. John's (NY) | 38 <b>61</b> | 189      | A | Xavier     | 65 <b>66</b> |
|                           |   |            |              | 40        | H | Seton Hall       | 74 <b>79</b> | 85                        | N | St. John's (NY) | 54 <b>57</b> | 189      | H | Xavier     | 74 65        |
|                           |   |            |              | 47        | A | South Dakota St. | 88 81        |                           |   |                 |              | 238      | H | Utah       | 64 56        |
|                           |   |            |              |           |   |                  |              |                           |   |                 |              | 247      | A | Marquette  | 93 75        |
|                           |   |            |              |           |   |                  |              |                           |   |                 |              | 247      | H | Marquette  | 82 60        |
|                           |   |            |              |           |   |                  |              |                           |   |                 |              | 257      | N | Cincinnati | 63 52        |
|                           |   |            |              |           |   |                  |              |                           |   |                 |              | 269      | A | Providence | 65 54        |
|                           |   |            |              |           |   |                  |              |                           |   |                 |              | 269      | H | Providence | 84 57        |
|                           |   |            |              |           |   |                  |              |                           |   |                 |              | 294      | H | Omaha      | 67 50        |
|                           |   |            |              |           |   |                  |              |                           |   |                 |              | 300      | A | Georgetown | 71 62        |
|                           |   |            |              |           |   |                  |              |                           |   |                 |              | 300      | H | Georgetown | 76 61        |
| LAST 12 Division I GAMES: |   |            |              |           |   |                  |              |                           |   |                 |              |          |   |            |              |
|                           |   |            |              | 85        | N | St. John's (NY)  | 54 <b>57</b> | 40                        | A | Seton Hall      | 81 73        |          |   |            |              |
|                           |   |            |              | 76        | A | Villanova        | 53 <b>61</b> | 85                        | A | St. John's (NY) | 75 50        |          |   |            |              |
|                           |   |            |              | 300       | A | Georgetown       | 71 62        | 144                       | H | Butler          | 62 55        |          |   |            |              |
|                           |   |            |              | 247       | H | Marquette        | 82 60        | 189                       | H | Xavier          | 74 65        |          |   |            |              |
|                           |   |            |              | 37        | H | DePaul           | 76 <b>78</b> | 247                       | A | Marquette       | 93 75        |          |   |            |              |
|                           |   |            |              | 269       | H | Providence       | 84 57        | 37                        | A | DePaul          | 71 <b>96</b> |          |   |            |              |

Non-Div I Games:

Creighton

Loss, Non-Conf, S Site, H Home A Away N Neutral



|                   |          |           |                |            |             |               |      |      |       |           |
|-------------------|----------|-----------|----------------|------------|-------------|---------------|------|------|-------|-----------|
| Average RPI Win:  | 216      | WON-LOST  | WINNING        | LAST 10    | STRENGTH OF | OPP. STRENGTH | TEAM | ADJ. | CONF. | ADJ CONF. |
| Average RPI Loss: | 116      | RECORD    | PCT. RANK      | GAMES      | SCHEDULE    | OF SCHEDULE   | RPI  | RPI  | RPI   | RPI       |
| DIV. I ONLY       | 14- 14   | 173       | 4- 6           | 160        | 135         | 154           | 154  | 7    | 7     |           |
| DIV. I NON-CONF.  | 9- 5     | 102       | 0- 0           | 240        | 260         | 108           | 108  | 10   | 10    |           |
| TOTALS            | RPI 1-25 | RPI 26-50 | W-L RECORDS    | RPI 51-100 | RPI 101-150 | RPI 150+      |      |      |       |           |
| 14- 14            | 0- 2     | 0- 0      | OVERALL        | 0- 4       | 5- 5        | 9- 3          |      |      |       |           |
| 7- 5              | 0- 1     | 0- 0      | HOME           | 0- 1       | 2- 2        | 5- 1          |      |      |       |           |
| 6- 9              | 0- 1     | 0- 0      | AWAY           | 0- 3       | 3- 3        | 3- 2          |      |      |       |           |
| 1- 0              | 0- 0     | 0- 0      | NEUTRAL        | 0- 0       | 0- 0        | 1- 0          |      |      |       |           |
| 9- 5              | 0- 0     | 0- 0      | NON-CONFERENCE | 0- 2       | 3- 1        | 6- 2          |      |      |       |           |
| 5- 0              | 0- 0     | 0- 0      | HOME           | 0- 0       | 1- 0        | 4- 0          |      |      |       |           |
| 3- 5              | 0- 0     | 0- 0      | AWAY           | 0- 2       | 2- 1        | 1- 2          |      |      |       |           |
| 1- 0              | 0- 0     | 0- 0      | NEUTRAL        | 0- 0       | 0- 0        | 1- 0          |      |      |       |           |
| 5- 9              | 0- 2     | 0- 0      | CONFERENCE     | 0- 2       | 2- 4        | 3- 1          |      |      |       |           |
| 2- 5              | 0- 1     | 0- 0      | HOME           | 0- 1       | 1- 2        | 1- 1          |      |      |       |           |
| 3- 4              | 0- 1     | 0- 0      | AWAY           | 0- 1       | 1- 2        | 2- 0          |      |      |       |           |
| 0- 0              | 0- 0     | 0- 0      | NEUTRAL        | 0- 0       | 0- 0        | 0- 0          |      |      |       |           |

| RPI 1-25                  |   |           |       | RPI 26-50 |   |           |       | RPI 51-100 |   |           |       | RPI 101+ Team's RPI: 154 |   |                |       |
|---------------------------|---|-----------|-------|-----------|---|-----------|-------|------------|---|-----------|-------|--------------------------|---|----------------|-------|
| RPI                       | S | Opponent  | Score | RPI       | S | Opponent  | Score | RPI        | S | Opponent  | Score | RPI                      | S | Opponent       | Score |
| 12                        | A | Princeton | 31 70 |           |   |           |       | 52         | A | Penn      | 46 63 | 116                      | A | Harvard        | 76 61 |
| 12                        | H | Princeton | 65 83 |           |   |           |       | 52         | H | Penn      | 39 55 | 116                      | H | Harvard        | 69 75 |
|                           |   |           |       |           |   |           |       | 55         | A | San Diego | 53 78 | 122                      | A | UNI            | 46 62 |
|                           |   |           |       |           |   |           |       | 91         | A | Maine     | 38 53 | 124                      | A | Yale           | 28 53 |
|                           |   |           |       |           |   |           |       |            |   |           |       | 124                      | H | Yale           | 46 60 |
|                           |   |           |       |           |   |           |       |            |   |           |       | 125                      | A | Cornell        | 46 66 |
|                           |   |           |       |           |   |           |       |            |   |           |       | 125                      | H | Cornell        | 54 35 |
|                           |   |           |       |           |   |           |       |            |   |           |       | 129                      | A | Rhode Island   | 54 44 |
|                           |   |           |       |           |   |           |       |            |   |           |       | 142                      | H | Hartford       | 49 43 |
|                           |   |           |       |           |   |           |       |            |   |           |       | 147                      | A | Cal Poly       | 74 61 |
|                           |   |           |       |           |   |           |       |            |   |           |       | 183                      | H | Holy Cross     | 69 53 |
|                           |   |           |       |           |   |           |       |            |   |           |       | 208                      | A | New Hampshire  | 44 60 |
|                           |   |           |       |           |   |           |       |            |   |           |       | 231                      | A | Brown          | 71 53 |
|                           |   |           |       |           |   |           |       |            |   |           |       | 231                      | H | Brown          | 47 50 |
|                           |   |           |       |           |   |           |       |            |   |           |       | 236                      | H | Oakland        | 59 54 |
|                           |   |           |       |           |   |           |       |            |   |           |       | 239                      | A | Niagara        | 76 70 |
|                           |   |           |       |           |   |           |       |            |   |           |       | 287                      | N | Kent St.       | 60 49 |
|                           |   |           |       |           |   |           |       |            |   |           |       | 290                      | A | Columbia       | 61 54 |
|                           |   |           |       |           |   |           |       |            |   |           |       | 290                      | H | Columbia       | 60 50 |
|                           |   |           |       |           |   |           |       |            |   |           |       | 298                      | H | NJIT           | 68 63 |
|                           |   |           |       |           |   |           |       |            |   |           |       | 303                      | A | Vermont        | 63 68 |
|                           |   |           |       |           |   |           |       |            |   |           |       | 307                      | H | Loyola Chicago | 70 58 |
| LAST 12 Division I GAMES: |   |           |       |           |   |           |       |            |   |           |       |                          |   |                |       |
| 124                       | A | Yale      | 28 53 | 290       | A | Columbia  | 61 54 | 125        | A | Cornell   | 46 66 |                          |   |                |       |
| 231                       | A | Brown     | 71 53 | 231       | H | Brown     | 47 50 | 124        | H | Yale      | 46 60 |                          |   |                |       |
| 125                       | H | Cornell   | 54 35 | 12        | H | Princeton | 65 83 | 52         | H | Penn      | 39 55 |                          |   |                |       |
| 290                       | H | Columbia  | 60 50 |           |   |           |       |            |   |           |       |                          |   |                |       |
| 52                        | A | Penn      | 46 63 |           |   |           |       |            |   |           |       |                          |   |                |       |
| 12                        | A | Princeton | 31 70 |           |   |           |       |            |   |           |       |                          |   |                |       |

Non-Div I Games:

Dartmouth

■ Loss, 
 ■ Non-Conf, 
 ■ S Site, 
 ■ Home 
 ■ A Away 
 N Neutral

| Average RPI Win:  | 202      | WON-LOST  | WINNING        | LAST 10    | STRENGTH OF | OPP. STRENGTH | TEAM | ADJ. | CONF. | ADJ CONF. |
|-------------------|----------|-----------|----------------|------------|-------------|---------------|------|------|-------|-----------|
| Average RPI Loss: | 125      | RECORD    | PCT. RANK      | GAMES      | SCHEDULE    | OF SCHEDULE   | RPI  | RPI  | RPI   | RPI       |
| DIV. I ONLY       | 5- 25    | 327       | 0- 10          | 77         | 107         | 264           | 264  | 6    | 6     |           |
| DIV. I NON-CONF.  | 4- 9     | 243       | 0- 0           | 124        | 218         | 215           | 215  | 6    | 6     |           |
| TOTALS            | RPI 1-25 | RPI 26-50 | W-L RECORDS    | RPI 51-100 | RPI 101-150 | RPI 150+      |      |      |       |           |
| 5- 25             | 0- 2     | 0- 3      | OVERALL        | 0- 6       | 1- 4        | 4- 10         |      |      |       |           |
| 2- 11             | 0- 1     | 0- 1      | HOME           | 0- 4       | 0- 2        | 2- 3          |      |      |       |           |
| 3- 12             | 0- 1     | 0- 2      | AWAY           | 0- 2       | 1- 2        | 2- 5          |      |      |       |           |
| 0- 2              | 0- 0     | 0- 0      | NEUTRAL        | 0- 0       | 0- 0        | 0- 2          |      |      |       |           |
| 4- 9              | 0- 0     | 0- 2      | NON-CONFERENCE | 0- 2       | 1- 1        | 3- 4          |      |      |       |           |
| 2- 3              | 0- 0     | 0- 1      | HOME           | 0- 1       | 0- 0        | 2- 1          |      |      |       |           |
| 2- 5              | 0- 0     | 0- 1      | AWAY           | 0- 1       | 1- 1        | 1- 2          |      |      |       |           |
| 0- 1              | 0- 0     | 0- 0      | NEUTRAL        | 0- 0       | 0- 0        | 0- 1          |      |      |       |           |
| 1- 16             | 0- 2     | 0- 1      | CONFERENCE     | 0- 4       | 0- 3        | 1- 6          |      |      |       |           |
| 0- 8              | 0- 1     | 0- 0      | HOME           | 0- 3       | 0- 2        | 0- 2          |      |      |       |           |
| 1- 7              | 0- 1     | 0- 1      | AWAY           | 0- 1       | 0- 1        | 1- 3          |      |      |       |           |
| 0- 1              | 0- 0     | 0- 0      | NEUTRAL        | 0- 0       | 0- 0        | 0- 1          |      |      |       |           |

| RPI S                     | Opponent            | Score | RPI S | Opponent            | Score  | RPI S | Opponent              | Score | RPI S | Opponent          | Score | Team's RPI: 264 |
|---------------------------|---------------------|-------|-------|---------------------|--------|-------|-----------------------|-------|-------|-------------------|-------|-----------------|
| 11                        | A George Washington | 35 52 | 28    | H James Madison     | 57 73  | 73    | A Fordham             | 46 54 | 110   | A Virginia        | 67 57 |                 |
| 13                        | H Dayton            | 51 67 | 42    | A Rutgers           | 44 100 | 73    | H Fordham             | 45 66 | 129   | H Rhode Island    | 62 71 |                 |
|                           |                     |       | 48    | A Duquesne          | 47 83  | 82    | A North Carolina St.  | 66 82 | 141   | A VCU             | 53 62 |                 |
|                           |                     |       |       |                     |        | 86    | H Saint Joseph's      | 52 57 | 141   | H VCU             | 63 66 |                 |
|                           |                     |       |       |                     |        | 90    | H Richmond            | 48 56 | 145   | A Furman          | 60 67 |                 |
|                           |                     |       |       |                     |        | 95    | H Southern California | 64 99 | 151   | A Saint Louis     | 53 50 |                 |
|                           |                     |       |       |                     |        |       |                       |       | 151   | H Saint Louis     | 59 77 |                 |
|                           |                     |       |       |                     |        |       |                       |       | 152   | H High Point      | 76 57 |                 |
|                           |                     |       |       |                     |        |       |                       |       | 165   | A St. Bonaventure | 56 72 |                 |
|                           |                     |       |       |                     |        |       |                       |       | 174   | A Charlotte       | 51 86 |                 |
|                           |                     |       |       |                     |        |       |                       |       | 181   | H N.C. A&T        | 57 62 |                 |
|                           |                     |       |       |                     |        |       |                       |       | 184   | H La Salle        | 54 63 |                 |
|                           |                     |       |       |                     |        |       |                       |       | 184   | N La Salle        | 63 74 |                 |
|                           |                     |       |       |                     |        |       |                       |       | 192   | A Massachusetts   | 49 60 |                 |
|                           |                     |       |       |                     |        |       |                       |       | 196   | A Winthrop        | 60 75 |                 |
|                           |                     |       |       |                     |        |       |                       |       | 235   | A George Mason    | 60 63 |                 |
|                           |                     |       |       |                     |        |       |                       |       | 274   | N Miami (OH)      | 58 59 |                 |
|                           |                     |       |       |                     |        |       |                       |       | 279   | A Gardner-Webb    | 68 67 |                 |
|                           |                     |       |       |                     |        |       |                       |       | 320   | H Mt. St. Mary's  | 67 62 |                 |
| LAST 12 Division I GAMES: |                     |       |       |                     |        |       |                       |       |       |                   |       |                 |
| 184                       | N La Salle          | 63 74 | 235   | A George Mason      | 60 63  |       |                       |       |       |                   |       |                 |
| 73                        | A Fordham           | 46 54 | 11    | A George Washington | 35 52  |       |                       |       |       |                   |       |                 |
| 141                       | H VCU               | 63 66 | 86    | H Saint Joseph's    | 52 57  |       |                       |       |       |                   |       |                 |
| 165                       | A St. Bonaventure   | 56 72 | 73    | H Fordham           | 45 66  |       |                       |       |       |                   |       |                 |
| 192                       | A Massachusetts     | 49 60 | 48    | A Duquesne          | 47 83  |       |                       |       |       |                   |       |                 |
| 151                       | H Saint Louis       | 59 77 | 90    | H Richmond          | 48 56  |       |                       |       |       |                   |       |                 |

Non-Div I Games:

Davidson

■ Loss, 
■ Non-Conf, 
■ S Site, 
■ H Home 
■ A Away 
N Neutral



|                   |          |           |                |            |             |               |      |      |       |           |
|-------------------|----------|-----------|----------------|------------|-------------|---------------|------|------|-------|-----------|
| Average RPI Win:  | 184      | WON-LOST  | WINNING        | LAST 10    | STRENGTH OF | OPP. STRENGTH | TEAM | ADJ. | CONF. | ADJ CONF. |
| Average RPI Loss: | 33       | RECORD    | PCT. RANK      | GAMES      | SCHEDULE    | OF SCHEDULE   | RPI  | RPI  | RPI   | RPI       |
| DIV. I ONLY       | 26- 7    | 27        | 9- 1           | 76         | 88          | 37            | 37   | 10   | 10    |           |
| DIV. I NON-CONF.  | 8- 4     | 92        | 0- 0           | 96         | 62          | 87            | 87   | 9    | 9     |           |
| TOTALS            | RPI 1-25 | RPI 26-50 | W-L RECORDS    | RPI 51-100 | RPI 101-150 | RPI 150+      |      |      |       |           |
| 26- 7             | 0- 2     | 2- 4      | OVERALL        | 7- 1       | 3- 0        | 14- 0         |      |      |       |           |
| 13- 4             | 0- 1     | 1- 3      | HOME           | 4- 0       | 2- 0        | 6- 0          |      |      |       |           |
| 10- 3             | 0- 1     | 0- 1      | AWAY           | 2- 1       | 1- 0        | 7- 0          |      |      |       |           |
| 3- 0              | 0- 0     | 1- 0      | NEUTRAL        | 1- 0       | 0- 0        | 1- 0          |      |      |       |           |
| 8- 4              | 0- 2     | 1- 2      | NON-CONFERENCE | 1- 0       | 1- 0        | 5- 0          |      |      |       |           |
| 5- 3              | 0- 1     | 1- 2      | HOME           | 1- 0       | 1- 0        | 2- 0          |      |      |       |           |
| 3- 1              | 0- 1     | 0- 0      | AWAY           | 0- 0       | 0- 0        | 3- 0          |      |      |       |           |
| 0- 0              | 0- 0     | 0- 0      | NEUTRAL        | 0- 0       | 0- 0        | 0- 0          |      |      |       |           |
| 18- 3             | 0- 0     | 1- 2      | CONFERENCE     | 6- 1       | 2- 0        | 9- 0          |      |      |       |           |
| 8- 1              | 0- 0     | 0- 1      | HOME           | 3- 0       | 1- 0        | 4- 0          |      |      |       |           |
| 7- 2              | 0- 0     | 0- 1      | AWAY           | 2- 1       | 1- 0        | 4- 0          |      |      |       |           |
| 3- 0              | 0- 0     | 1- 0      | NEUTRAL        | 1- 0       | 0- 0        | 1- 0          |      |      |       |           |

| RPI 1-25                  |   |            |       | RPI 26-50 |   |                  |        | Team's RPI: 37 |   |                 |       | RPI 51-100 |   |                   |        | RPI 101+ |   |          |       |
|---------------------------|---|------------|-------|-----------|---|------------------|--------|----------------|---|-----------------|-------|------------|---|-------------------|--------|----------|---|----------|-------|
| RPI                       | S | Opponent   | Score | RPI       | S | Opponent         | Score  | RPI            | S | Opponent        | Score | RPI        | S | Opponent          | Score  | RPI      | S | Opponent | Score |
| 1                         | H | Notre Dame | 93 94 | 33        | H | Northwestern     | 91 97  | 76             | A | Villanova       | 76 79 | 105        | H | Hampton           | 86 67  |          |   |          |       |
| 5                         | A | UConn      | 64 98 | 34        | H | Texas A&M        | 68 76  | 76             | H | Villanova       | 49 47 | 144        | A | Butler            | 83 65  |          |   |          |       |
|                           |   |            |       | 40        | A | Seton Hall       | 87 107 | 76             | N | Villanova       | 58 55 | 144        | H | Butler            | 92 76  |          |   |          |       |
|                           |   |            |       | 40        | H | Seton Hall       | 80 81  | 85             | A | St. John's (NY) | 84 75 | 189        | A | Xavier            | 87 63  |          |   |          |       |
|                           |   |            |       | 40        | N | Seton Hall       | 78 68  | 85             | H | St. John's (NY) | 82 55 | 189        | H | Xavier            | 84 61  |          |   |          |       |
|                           |   |            |       | 47        | H | South Dakota St. | 84 62  | 88             | A | Creighton       | 78 76 | 189        | N | Xavier            | 87 53  |          |   |          |       |
|                           |   |            |       |           |   |                  |        | 88             | H | Creighton       | 96 71 | 205        | H | Tex.-Pan American | 93 70  |          |   |          |       |
|                           |   |            |       |           |   |                  |        | 100            | H | New Mexico      | 97 59 | 247        | A | Marquette         | 101 67 |          |   |          |       |
| LAST 12 Division I GAMES: |   |            |       |           |   |                  |        |                |   |                 |       |            |   |                   |        |          |   |          |       |
|                           |   |            |       | 40        | N | Seton Hall       | 78 68  | 85             | H | St. John's (NY) | 82 55 |            |   |                   |        |          |   |          |       |
|                           |   |            |       | 76        | N | Villanova        | 58 55  | 40             | H | Seton Hall      | 80 81 |            |   |                   |        |          |   |          |       |
|                           |   |            |       | 189       | N | Xavier           | 87 53  | 189            | A | Xavier          | 87 63 |            |   |                   |        |          |   |          |       |
|                           |   |            |       | 247       | H | Marquette        | 99 82  | 144            | A | Butler          | 83 65 |            |   |                   |        |          |   |          |       |
|                           |   |            |       | 269       | A | Providence       | 103 66 | 76             | H | Villanova       | 49 47 |            |   |                   |        |          |   |          |       |
|                           |   |            |       | 88        | A | Creighton        | 78 76  | 300            | H | Georgetown      | 93 52 |            |   |                   |        |          |   |          |       |

Non-Div I Games:

DePaul

Delaware

Through Games Of March 10, 2015

|                   |          |           |                |            |             |               |      |      |       |           |
|-------------------|----------|-----------|----------------|------------|-------------|---------------|------|------|-------|-----------|
| Average RPI Win:  | 211      | WON-LOST  | WINNING        | LAST 10    | STRENGTH OF | OPP. STRENGTH | TEAM | ADJ. | CONF. | ADJ CONF. |
| Average RPI Loss: | 131      | RECORD    | PCT. RANK      | GAMES      | SCHEDULE    | OF SCHEDULE   | RPI  | RPI  | RPI   | RPI       |
| DIV. I ONLY       | 13- 16   | 209       | 5- 5           | 152        | 140         | 197           | 197  | 13   | 13    |           |
| DIV. I NON-CONF.  | 5- 6     | 178       | 0- 0           | 110        | 223         | 161           | 161  | 11   | 11    |           |
| TOTALS            | RPI 1-25 | RPI 26-50 | W-L RECORDS    | RPI 51-100 | RPI 101-150 | RPI 150+      |      |      |       |           |
| 13- 16            | 0- 1     | 0- 2      | OVERALL        | 0- 4       | 4- 2        | 9- 7          |      |      |       |           |
| 8- 6              | 0- 1     | 0- 1      | HOME           | 0- 2       | 2- 1        | 6- 1          |      |      |       |           |
| 5- 9              | 0- 0     | 0- 1      | AWAY           | 0- 2       | 2- 1        | 3- 5          |      |      |       |           |
| 0- 1              | 0- 0     | 0- 0      | NEUTRAL        | 0- 0       | 0- 0        | 0- 1          |      |      |       |           |
| 5- 6              | 0- 1     | 0- 0      | NON-CONFERENCE | 0- 2       | 2- 0        | 3- 3          |      |      |       |           |
| 3- 2              | 0- 1     | 0- 0      | HOME           | 0- 1       | 1- 0        | 2- 0          |      |      |       |           |
| 2- 3              | 0- 0     | 0- 0      | AWAY           | 0- 1       | 1- 0        | 1- 2          |      |      |       |           |
| 0- 1              | 0- 0     | 0- 0      | NEUTRAL        | 0- 0       | 0- 0        | 0- 1          |      |      |       |           |
| 8- 10             | 0- 0     | 0- 2      | CONFERENCE     | 0- 2       | 2- 2        | 6- 4          |      |      |       |           |
| 5- 4              | 0- 0     | 0- 1      | HOME           | 0- 1       | 1- 1        | 4- 1          |      |      |       |           |
| 3- 6              | 0- 0     | 0- 1      | AWAY           | 0- 1       | 1- 1        | 2- 3          |      |      |       |           |
| 0- 0              | 0- 0     | 0- 0      | NEUTRAL        | 0- 0       | 0- 0        | 0- 0          |      |      |       |           |

| RPI 1-25                  |   |               |       | RPI 26-50 |   |                |       | RPI 51-100 |   |                    |       | RPI 101+ Team's RPI: 197 |   |                    |       |
|---------------------------|---|---------------|-------|-----------|---|----------------|-------|------------|---|--------------------|-------|--------------------------|---|--------------------|-------|
| RPI                       | S | Opponent      | Score | RPI       | S | Opponent       | Score | RPI        | S | Opponent           | Score | RPI                      | S | Opponent           | Score |
| 12                        | H | Princeton     | 59 87 | 28        | A | James Madison  | 64 94 | 65         | A | Drexel             | 56 61 | 103                      | A | Hofstra            | 73 62 |
|                           |   |               |       | 28        | H | James Madison  | 71 74 | 65         | H | Drexel             | 64 67 | 103                      | H | Hofstra            | 64 53 |
|                           |   |               |       |           |   |                |       | 68         | A | East Carolina      | 60 89 | 104                      | A | Elon               | 76 77 |
|                           |   |               |       |           |   |                |       | 73         | H | Fordham            | 44 49 | 104                      | H | Elon               | 50 60 |
|                           |   |               |       |           |   |                |       |            |   |                    |       | 115                      | H | Marist             | 70 60 |
|                           |   |               |       |           |   |                |       |            |   |                    |       | 140                      | A | Temple             | 69 58 |
|                           |   |               |       |           |   |                |       |            |   |                    |       | 156                      | N | Northern Ky.       | 58 63 |
|                           |   |               |       |           |   |                |       |            |   |                    |       | 164                      | H | Bucknell           | 58 56 |
|                           |   |               |       |           |   |                |       |            |   |                    |       | 178                      | A | William & Mary     | 61 56 |
|                           |   |               |       |           |   |                |       |            |   |                    |       | 178                      | H | William & Mary     | 48 50 |
|                           |   |               |       |           |   |                |       |            |   |                    |       | 213                      | A | Lafayette          | 52 63 |
|                           |   |               |       |           |   |                |       |            |   |                    |       | 222                      | A | UNCW               | 68 71 |
|                           |   |               |       |           |   |                |       |            |   |                    |       | 222                      | H | UNCW               | 69 60 |
|                           |   |               |       |           |   |                |       |            |   |                    |       | 243                      | A | Towson             | 49 56 |
|                           |   |               |       |           |   |                |       |            |   |                    |       | 243                      | H | Towson             | 72 54 |
|                           |   |               |       |           |   |                |       |            |   |                    |       | 257                      | A | Cincinnati         | 59 67 |
|                           |   |               |       |           |   |                |       |            |   |                    |       | 278                      | H | Rider              | 68 53 |
|                           |   |               |       |           |   |                |       |            |   |                    |       | 281                      | A | Col. of Charleston | 49 55 |
|                           |   |               |       |           |   |                |       |            |   |                    |       | 281                      | H | Col. of Charleston | 80 49 |
|                           |   |               |       |           |   |                |       |            |   |                    |       | 303                      | A | Vermont            | 68 46 |
|                           |   |               |       |           |   |                |       |            |   |                    |       | 304                      | A | Northeastern       | 54 48 |
|                           |   |               |       |           |   |                |       |            |   |                    |       | 304                      | H | Northeastern       | 70 61 |
| LAST 12 Division I GAMES: |   |               |       |           |   |                |       |            |   |                    |       |                          |   |                    |       |
| 104                       | A | Elon          | 76 77 | 222       | H | UNCW           | 69 60 | 304        | H | Northeastern       | 70 61 |                          |   |                    |       |
| 28                        | H | James Madison | 71 74 | 103       | A | Hofstra        | 73 62 | 243        | H | Towson             | 72 54 |                          |   |                    |       |
| 222                       | A | UNCW          | 68 71 | 65        | H | Drexel         | 64 67 | 65         | A | Drexel             | 56 61 |                          |   |                    |       |
| 65                        | H | Drexel        | 64 67 | 28        | A | James Madison  | 64 94 | 281        | H | Col. of Charleston | 80 49 |                          |   |                    |       |
| 28                        | A | James Madison | 64 94 | 178       | A | William & Mary | 61 56 |            |   |                    |       |                          |   |                    |       |

Non-Div I Games:

Delaware

Loss, Non-Conf, S Site, H Home A Away N Neutral

|                   |              |            |                |            |             |               |            |           |           |           |
|-------------------|--------------|------------|----------------|------------|-------------|---------------|------------|-----------|-----------|-----------|
| Average RPI Win:  | <b>297</b>   | WON-LOST   | WINNING        | LAST 10    | STRENGTH OF | OPP. STRENGTH | TEAM       | ADJ.      | CONF.     | ADJ CONF. |
| Average RPI Loss: | <b>240</b>   | RECORD     | PCT. RANK      | GAMES      | SCHEDULE    | OF SCHEDULE   | RPI        | RPI       | RPI       | RPI       |
| DIV. I ONLY       | <b>3- 25</b> | <b>341</b> | <b>1- 9</b>    | <b>344</b> | <b>336</b>  | <b>347</b>    | <b>347</b> | <b>31</b> | <b>31</b> |           |
| DIV. I NON-CONF.  | <b>1- 10</b> | <b>329</b> | <b>1- 0</b>    | <b>318</b> | <b>247</b>  | <b>337</b>    | <b>337</b> | <b>29</b> | <b>29</b> |           |
| TOTALS            | RPI 1-25     | RPI 26-50  | W-L RECORDS    | RPI 51-100 | RPI 101-150 | RPI 150+      |            |           |           |           |
| 3- 25             | 0- 0         | 0- 1       | OVERALL        | 0- 0       | 0- 3        | 3- 21         |            |           |           |           |
| 1- 7              | 0- 0         | 0- 0       | HOME           | 0- 0       | 0- 1        | 1- 6          |            |           |           |           |
| 2- 14             | 0- 0         | 0- 1       | AWAY           | 0- 0       | 0- 2        | 2- 11         |            |           |           |           |
| 0- 4              | 0- 0         | 0- 0       | NEUTRAL        | 0- 0       | 0- 0        | 0- 4          |            |           |           |           |
| 1- 10             | 0- 0         | 0- 1       | NON-CONFERENCE | 0- 0       | 0- 1        | 1- 8          |            |           |           |           |
| 0- 0              | 0- 0         | 0- 0       | HOME           | 0- 0       | 0- 0        | 0- 0          |            |           |           |           |
| 1- 7              | 0- 0         | 0- 1       | AWAY           | 0- 0       | 0- 1        | 1- 5          |            |           |           |           |
| 0- 3              | 0- 0         | 0- 0       | NEUTRAL        | 0- 0       | 0- 0        | 0- 3          |            |           |           |           |
| 2- 15             | 0- 0         | 0- 0       | CONFERENCE     | 0- 0       | 0- 2        | 2- 13         |            |           |           |           |
| 1- 7              | 0- 0         | 0- 0       | HOME           | 0- 0       | 0- 1        | 1- 6          |            |           |           |           |
| 1- 7              | 0- 0         | 0- 0       | AWAY           | 0- 0       | 0- 1        | 1- 6          |            |           |           |           |
| 0- 1              | 0- 0         | 0- 0       | NEUTRAL        | 0- 0       | 0- 0        | 0- 1          |            |           |           |           |

| RPI S                     | Opponent | Score | RPI S | Opponent    | Score | RPI S | Opponent | Score              | RPI S | Opponent           | Score  | Team's RPI: 347 |
|---------------------------|----------|-------|-------|-------------|-------|-------|----------|--------------------|-------|--------------------|--------|-----------------|
|                           |          |       | 41 A  | Pittsburgh  | 58 93 |       |          |                    | 105 A | Hampton            | 61 74  |                 |
|                           |          |       |       |             |       |       |          |                    | 105 H | Hampton            | 63 78  |                 |
|                           |          |       |       |             |       |       |          |                    | 110 A | Virginia           | 62 100 |                 |
|                           |          |       |       |             |       |       |          |                    | 153 H | Savannah St.       | 45 76  |                 |
|                           |          |       |       |             |       |       |          |                    | 156 N | Northern Ky.       | 55 76  |                 |
|                           |          |       |       |             |       |       |          |                    | 168 A | Central Mich.      | 63 91  |                 |
|                           |          |       |       |             |       |       |          |                    | 181 A | N.C. A&T           | 38 79  |                 |
|                           |          |       |       |             |       |       |          |                    | 223 A | Detroit            | 52 74  |                 |
|                           |          |       |       |             |       |       |          |                    | 232 A | UNLV               | 78 91  |                 |
|                           |          |       |       |             |       |       |          |                    | 235 A | George Mason       | 91 110 |                 |
|                           |          |       |       |             |       |       |          |                    | 250 N | Northern Ill.      | 59 79  |                 |
|                           |          |       |       |             |       |       |          |                    | 253 H | Bethune-Cookman    | 72 71  |                 |
|                           |          |       |       |             |       |       |          |                    | 265 A | Norfolk St.        | 55 95  |                 |
|                           |          |       |       |             |       |       |          |                    | 265 N | Norfolk St.        | 45 70  |                 |
|                           |          |       |       |             |       |       |          |                    | 284 A | South Carolina St. | 62 64  |                 |
|                           |          |       |       |             |       |       |          |                    | 284 H | South Carolina St. | 60 65  |                 |
|                           |          |       |       |             |       |       |          |                    | 293 H | Morgan St.         | 56 64  |                 |
|                           |          |       |       |             |       |       |          |                    | 298 A | NJIT               | 56 54  |                 |
|                           |          |       |       |             |       |       |          |                    | 320 A | Mt. St. Mary's     | 64 73  |                 |
|                           |          |       |       |             |       |       |          |                    | 324 N | Binghamton         | 84 90  |                 |
|                           |          |       |       |             |       |       |          |                    | 328 A | UMES               | 59 96  |                 |
|                           |          |       |       |             |       |       |          |                    | 328 H | UMES               | 61 68  |                 |
|                           |          |       |       |             |       |       |          |                    | 336 H | Florida A&M        | 63 78  |                 |
|                           |          |       |       |             |       |       |          |                    | 338 A | Coppin St.         | 51 79  |                 |
|                           |          |       |       |             |       |       |          |                    | 338 H | Coppin St.         | 62 80  |                 |
|                           |          |       |       |             |       |       |          |                    | 339 A | N.C. Central       | 59 66  |                 |
| LAST 12 Division I GAMES: |          |       |       |             |       |       |          |                    |       |                    |        |                 |
|                           |          |       | 265 N | Norfolk St. | 45 70 |       | 338 H    | Coppin St.         | 62 80 |                    |        |                 |
|                           |          |       | 338 A | Coppin St.  | 51 79 |       | 328 A    | UMES               | 59 96 |                    |        |                 |
|                           |          |       | 105 H | Hampton     | 63 78 |       | 336 H    | Florida A&M        | 63 78 |                    |        |                 |
|                           |          |       | 328 H | UMES        | 61 68 |       | 253 H    | Bethune-Cookman    | 72 71 |                    |        |                 |
|                           |          |       | 265 A | Norfolk St. | 55 95 |       | 298 A    | NJIT               | 56 54 |                    |        |                 |
|                           |          |       | 105 A | Hampton     | 61 74 |       | 284 A    | South Carolina St. | 62 64 |                    |        |                 |

Non-Div I Games: Wilmington (DE) 74 44 Millersville 71 60

Delaware St.

■ Loss, 
 ■ Non-Conf, 
 ■ S Site, 
 ■ Home 
 ■ A Away 
 N Neutral

| RPI | S | Opponent | Score |
|-----|---|----------|-------|
| 340 | A | Howard   | 58 50 |

Delaware St.

|                              |          |           |                |             |               |          |      |       |           |
|------------------------------|----------|-----------|----------------|-------------|---------------|----------|------|-------|-----------|
| Average RPI Win: <b>262</b>  | WON-LOST | WINNING   | LAST 10        | STRENGTH OF | OPP. STRENGTH | TEAM     | ADJ. | CONF. | ADJ CONF. |
| Average RPI Loss: <b>171</b> | RECORD   | PCT. RANK | GAMES          | SCHEDULE    | OF SCHEDULE   | RPI      | RPI  | RPI   | RPI       |
| DIV. I ONLY                  | 8- 23    | 294       | 1- 9           | 267         | 240           | 309      | 309  | 25    | 25        |
| DIV. I NON-CONF.             | 3- 11    | 293       | 0- 0           | 304         | 219           | 330      | 330  | 25    | 25        |
| TOTALS                       | RPI 1-25 | RPI 26-50 | W-L RECORDS    | RPI 51-100  | RPI 101-150   | RPI 150+ |      |       |           |
| 8- 23                        | 0- 0     | 1- 2      | OVERALL        | 0- 6        | 0- 1          | 7- 14    |      |       |           |
| 6- 9                         | 0- 0     | 1- 0      | HOME           | 0- 3        | 0- 0          | 5- 6     |      |       |           |
| 2- 11                        | 0- 0     | 0- 1      | AWAY           | 0- 2        | 0- 1          | 2- 7     |      |       |           |
| 0- 3                         | 0- 0     | 0- 1      | NEUTRAL        | 0- 1        | 0- 0          | 0- 1     |      |       |           |
| 3- 11                        | 0- 0     | 0- 0      | NON-CONFERENCE | 0- 4        | 0- 1          | 3- 6     |      |       |           |
| 2- 5                         | 0- 0     | 0- 0      | HOME           | 0- 2        | 0- 0          | 2- 3     |      |       |           |
| 1- 4                         | 0- 0     | 0- 0      | AWAY           | 0- 1        | 0- 1          | 1- 2     |      |       |           |
| 0- 2                         | 0- 0     | 0- 0      | NEUTRAL        | 0- 1        | 0- 0          | 0- 1     |      |       |           |
| 5- 12                        | 0- 0     | 1- 2      | CONFERENCE     | 0- 2        | 0- 0          | 4- 8     |      |       |           |
| 4- 4                         | 0- 0     | 1- 0      | HOME           | 0- 1        | 0- 0          | 3- 3     |      |       |           |
| 1- 7                         | 0- 0     | 0- 1      | AWAY           | 0- 1        | 0- 0          | 1- 5     |      |       |           |
| 0- 1                         | 0- 0     | 0- 1      | NEUTRAL        | 0- 0        | 0- 0          | 0- 0     |      |       |           |

D  
e  
n  
v  
e  
rD  
e  
n  
v  
e  
r

| RPI 1-25                  |   |          | RPI 26-50 |     |   | RPI 51-100       |              |     | RPI 101+ Team's RPI: 309 |                  |              |
|---------------------------|---|----------|-----------|-----|---|------------------|--------------|-----|--------------------------|------------------|--------------|
| RPI                       | S | Opponent | Score     | RPI | S | Opponent         | Score        | RPI | S                        | Opponent         | Score        |
|                           |   |          |           | 47  | A | South Dakota St. | 44 <b>85</b> | 71  | H                        | Hawaii           | 58 <b>60</b> |
|                           |   |          |           | 47  | H | South Dakota St. | 77 72        | 72  | A                        | South Dakota     | 56 <b>82</b> |
|                           |   |          |           | 47  | N | South Dakota St. | 61 <b>79</b> | 72  | H                        | South Dakota     | 68 <b>79</b> |
|                           |   |          |           |     |   |                  |              | 80  | A                        | Colorado St.     | 61 <b>81</b> |
|                           |   |          |           |     |   |                  |              | 89  | N                        | Wright St.       | 63 <b>72</b> |
|                           |   |          |           |     |   |                  |              | 99  | H                        | Colorado         | 49 <b>77</b> |
| LAST 12 Division I GAMES: |   |          |           |     |   |                  |              |     |                          |                  |              |
|                           |   |          |           | 47  | N | South Dakota St. | 61 <b>79</b> | 47  | H                        | South Dakota St. | 77 72        |
|                           |   |          |           | 294 | A | Omaha            | 40 <b>53</b> | 158 | A                        | Oral Roberts     | 44 <b>65</b> |
|                           |   |          |           | 267 | A | North Dakota St. | 68 <b>87</b> | 216 | H                        | IUPUI            | 64 <b>68</b> |
|                           |   |          |           | 233 | A | Western Ill.     | 56 <b>75</b> | 72  | A                        | South Dakota     | 56 <b>82</b> |
|                           |   |          |           | 72  | H | South Dakota     | 68 <b>79</b> | 315 | A                        | IPFW             | 82 75        |
|                           |   |          |           | 315 | H | IPFW             | 51 <b>68</b> | 216 | A                        | IUPUI            | 54 <b>71</b> |
|                           |   |          |           |     |   |                  |              | 330 | A                        | North Texas      | 63 55        |
|                           |   |          |           |     |   |                  |              | 342 | H                        | UMKC             | 74 66        |
|                           |   |          |           |     |   |                  |              | 344 | H                        | Air Force        | 107 66       |

Non-Div I Games:

Denver

■ Loss, 
 ■ Non-Conf, 
 ■ S Site, 
 ■ Home 
 ■ A Away 
 N Neutral



Detroit

Through Games Of March 10, 2015

| Average RPI Win:  | 218      | WON-LOST  | WINNING        | LAST 10    | STRENGTH OF | OPP. STRENGTH | TEAM | ADJ. | CONF. | ADJ CONF. |
|-------------------|----------|-----------|----------------|------------|-------------|---------------|------|------|-------|-----------|
| Average RPI Loss: | 149      | RECORD    | PCT. RANK      | GAMES      | SCHEDULE    | OF SCHEDULE   | RPI  | RPI  | RPI   | RPI       |
| DIV. I ONLY       | 10- 17   | 248       | 5- 5           | 173        | 216         | 223           | 223  | 12   | 12    |           |
| DIV. I NON-CONF.  | 3- 8     | 263       | 0- 0           | 271        | 281         | 280           | 280  | 15   | 15    |           |
| TOTALS            | RPI 1-25 | RPI 26-50 | W-L RECORDS    | RPI 51-100 | RPI 101-150 | RPI 150+      |      |      |       |           |
| 10- 17            | 0- 2     | 0- 0      | OVERALL        | 1- 6       | 2- 2        | 7- 7          |      |      |       |           |
| 4- 7              | 0- 1     | 0- 0      | HOME           | 0- 3       | 1- 0        | 3- 3          |      |      |       |           |
| 6- 9              | 0- 1     | 0- 0      | AWAY           | 1- 3       | 1- 2        | 4- 3          |      |      |       |           |
| 0- 1              | 0- 0     | 0- 0      | NEUTRAL        | 0- 0       | 0- 0        | 0- 1          |      |      |       |           |
| 3- 8              | 0- 0     | 0- 0      | NON-CONFERENCE | 0- 3       | 1- 1        | 2- 4          |      |      |       |           |
| 1- 2              | 0- 0     | 0- 0      | HOME           | 0- 1       | 0- 0        | 1- 1          |      |      |       |           |
| 2- 5              | 0- 0     | 0- 0      | AWAY           | 0- 2       | 1- 1        | 1- 2          |      |      |       |           |
| 0- 1              | 0- 0     | 0- 0      | NEUTRAL        | 0- 0       | 0- 0        | 0- 1          |      |      |       |           |
| 7- 9              | 0- 2     | 0- 0      | CONFERENCE     | 1- 3       | 1- 1        | 5- 3          |      |      |       |           |
| 3- 5              | 0- 1     | 0- 0      | HOME           | 0- 2       | 1- 0        | 2- 2          |      |      |       |           |
| 4- 4              | 0- 1     | 0- 0      | AWAY           | 1- 1       | 0- 1        | 3- 1          |      |      |       |           |
| 0- 0              | 0- 0     | 0- 0      | NEUTRAL        | 0- 0       | 0- 0        | 0- 0          |      |      |       |           |

| RPI 1-25                  |   |               |       | RPI 26-50 |   |                |       | RPI 51-100 |   |                |       | RPI 101+ Team's RPI: 223 |   |                   |       |
|---------------------------|---|---------------|-------|-----------|---|----------------|-------|------------|---|----------------|-------|--------------------------|---|-------------------|-------|
| RPI                       | S | Opponent      | Score | RPI       | S | Opponent       | Score | RPI        | S | Opponent       | Score | RPI                      | S | Opponent          | Score |
| 25                        | A | Green Bay     | 51 52 |           |   |                |       | 57         | A | Ohio           | 57 60 | 111                      | A | Cleveland St.     | 65 71 |
| 25                        | H | Green Bay     | 58 75 |           |   |                |       | 69         | A | Michigan       | 57 76 | 111                      | H | Cleveland St.     | 78 65 |
|                           |   |               |       |           |   |                |       | 77         | A | Youngstown St. | 59 58 | 113                      | A | Toledo            | 83 72 |
|                           |   |               |       |           |   |                |       | 77         | H | Youngstown St. | 65 70 | 119                      | A | Eastern Mich.     | 71 75 |
|                           |   |               |       |           |   |                |       | 89         | A | Wright St.     | 57 76 | 165                      | H | St. Bonaventure   | 56 68 |
|                           |   |               |       |           |   |                |       | 89         | H | Wright St.     | 59 74 | 207                      | A | Ill.-Chicago      | 76 68 |
|                           |   |               |       |           |   |                |       | 94         | H | Western Mich.  | 57 71 | 207                      | H | Ill.-Chicago      | 70 65 |
|                           |   |               |       |           |   |                |       |            |   |                |       | 236                      | A | Oakland           | 58 64 |
|                           |   |               |       |           |   |                |       |            |   |                |       | 236                      | H | Oakland           | 73 62 |
|                           |   |               |       |           |   |                |       |            |   |                |       | 239                      | A | Niagara           | 49 71 |
|                           |   |               |       |           |   |                |       |            |   |                |       | 257                      | A | Cincinnati        | 38 70 |
|                           |   |               |       |           |   |                |       |            |   |                |       | 280                      | A | Valparaiso        | 78 57 |
|                           |   |               |       |           |   |                |       |            |   |                |       | 280                      | H | Valparaiso        | 68 74 |
|                           |   |               |       |           |   |                |       |            |   |                |       | 283                      | A | Milwaukee         | 60 56 |
|                           |   |               |       |           |   |                |       |            |   |                |       | 283                      | H | Milwaukee         | 68 84 |
|                           |   |               |       |           |   |                |       |            |   |                |       | 315                      | A | IPFW              | 81 74 |
|                           |   |               |       |           |   |                |       |            |   |                |       | 316                      | N | Southeast Mo. St. | 51 61 |
|                           |   |               |       |           |   |                |       |            |   |                |       | 347                      | H | Delaware St.      | 74 52 |
| LAST 12 Division I GAMES: |   |               |       |           |   |                |       |            |   |                |       |                          |   |                   |       |
| 25                        | A | Green Bay     | 51 52 | 77        | H | Youngstown St. | 65 70 |            |   |                |       |                          |   |                   |       |
| 283                       | A | Milwaukee     | 60 56 | 207       | A | Ill.-Chicago   | 76 68 |            |   |                |       |                          |   |                   |       |
| 280                       | A | Valparaiso    | 78 57 | 280       | H | Valparaiso     | 68 74 |            |   |                |       |                          |   |                   |       |
| 89                        | H | Wright St.    | 59 74 | 77        | A | Youngstown St. | 59 58 |            |   |                |       |                          |   |                   |       |
| 111                       | H | Cleveland St. | 78 65 | 25        | H | Green Bay      | 58 75 |            |   |                |       |                          |   |                   |       |
| 236                       | A | Oakland       | 58 64 | 236       | H | Oakland        | 73 62 |            |   |                |       |                          |   |                   |       |

Non-Div I Games: Madonna 76 47 Marygrove 88 46

Detroit

Loss, Non-Conf, S Site, H Home A Away N Neutral

## Drake

Through Games Of March 10, 2015

| Average RPI Win:  | 208      | WON-LOST  | WINNING        | LAST 10    | STRENGTH OF | OPP. STRENGTH | TEAM | ADJ. | CONF. | ADJ CONF. |
|-------------------|----------|-----------|----------------|------------|-------------|---------------|------|------|-------|-----------|
| Average RPI Loss: | 89       | RECORD    | PCT. RANK      | GAMES      | SCHEDULE    | OF SCHEDULE   | RPI  | RPI  | RPI   | RPI       |
| DIV. I ONLY       | 19- 9    | 70        | 7- 3           | 147        | 156         | 79            | 79   | 19   | 19    |           |
| DIV. I NON-CONF.  | 4- 6     | 207       | 0- 0           | 31         | 81          | 113           | 113  | 16   | 16    |           |
| TOTALS            | RPI 1-25 | RPI 26-50 | W-L RECORDS    | RPI 51-100 | RPI 101-150 | RPI 150+      |      |      |       |           |
| 19- 9             | 0- 1     | 1- 1      | OVERALL        | 1- 4       | 3- 1        | 14- 2         |      |      |       |           |
| 10- 3             | 0- 1     | 1- 0      | HOME           | 0- 2       | 2- 0        | 7- 0          |      |      |       |           |
| 8- 6              | 0- 0     | 0- 1      | AWAY           | 0- 2       | 1- 1        | 7- 2          |      |      |       |           |
| 1- 0              | 0- 0     | 0- 0      | NEUTRAL        | 1- 0       | 0- 0        | 0- 0          |      |      |       |           |
| 4- 6              | 0- 1     | 0- 0      | NON-CONFERENCE | 1- 4       | 0- 0        | 3- 1          |      |      |       |           |
| 1- 3              | 0- 1     | 0- 0      | HOME           | 0- 2       | 0- 0        | 1- 0          |      |      |       |           |
| 2- 3              | 0- 0     | 0- 0      | AWAY           | 0- 2       | 0- 0        | 2- 1          |      |      |       |           |
| 1- 0              | 0- 0     | 0- 0      | NEUTRAL        | 1- 0       | 0- 0        | 0- 0          |      |      |       |           |
| 15- 3             | 0- 0     | 1- 1      | CONFERENCE     | 0- 0       | 3- 1        | 11- 1         |      |      |       |           |
| 9- 0              | 0- 0     | 1- 0      | HOME           | 0- 0       | 2- 0        | 6- 0          |      |      |       |           |
| 6- 3              | 0- 0     | 0- 1      | AWAY           | 0- 0       | 1- 1        | 5- 1          |      |      |       |           |
| 0- 0              | 0- 0     | 0- 0      | NEUTRAL        | 0- 0       | 0- 0        | 0- 0          |      |      |       |           |

| RPI S                     | Opponent         | Score  | RPI S | Opponent        | Score | RPI S | Opponent       | Score | RPI S | Opponent         | Score |
|---------------------------|------------------|--------|-------|-----------------|-------|-------|----------------|-------|-------|------------------|-------|
| 9                         | H Iowa           | 98 100 | 38    | A Wichita St.   | 59 80 | 56    | A Iowa St.     | 67 84 | 122   | A UNI            | 76 72 |
|                           |                  |        | 38    | H Wichita St.   | 64 61 | 72    | H South Dakota | 78 83 | 122   | H UNI            | 87 67 |
|                           |                  |        |       |                 |       | 73    | N Fordham      | 62 56 | 123   | A Missouri St.   | 57 86 |
|                           |                  |        |       |                 |       | 80    | H Colorado St. | 56 69 | 123   | H Missouri St.   | 94 89 |
|                           |                  |        |       |                 |       | 88    | A Creighton    | 71 93 | 160   | H Wisconsin      | 89 77 |
|                           |                  |        |       |                 |       |       |                |       | 163   | A Southern Ill.  | 76 81 |
|                           |                  |        |       |                 |       |       |                |       | 163   | H Southern Ill.  | 81 66 |
|                           |                  |        |       |                 |       |       |                |       | 170   | A Indiana St.    | 72 65 |
|                           |                  |        |       |                 |       |       |                |       | 170   | H Indiana St.    | 76 61 |
|                           |                  |        |       |                 |       |       |                |       | 173   | A UTSA           | 69 61 |
|                           |                  |        |       |                 |       |       |                |       | 176   | A SIUE           | 60 74 |
|                           |                  |        |       |                 |       |       |                |       | 240   | A Idaho St.      | 80 66 |
|                           |                  |        |       |                 |       |       |                |       | 251   | A Evansville     | 79 62 |
|                           |                  |        |       |                 |       |       |                |       | 251   | H Evansville     | 78 69 |
|                           |                  |        |       |                 |       |       |                |       | 307   | A Loyola Chicago | 86 60 |
|                           |                  |        |       |                 |       |       |                |       | 307   | H Loyola Chicago | 74 70 |
|                           |                  |        |       |                 |       |       |                |       | 318   | A Bradley        | 80 47 |
|                           |                  |        |       |                 |       |       |                |       | 318   | H Bradley        | 86 70 |
|                           |                  |        |       |                 |       |       |                |       | 323   | A Illinois St.   | 70 47 |
|                           |                  |        |       |                 |       |       |                |       | 323   | H Illinois St.   | 86 51 |
| LAST 12 Division I GAMES: |                  |        |       |                 |       |       |                |       |       |                  |       |
| 307                       | H Loyola Chicago | 74 70  | 122   | H UNI           | 87 67 |       |                |       |       |                  |       |
| 318                       | H Bradley        | 86 70  | 323   | A Illinois St.  | 70 47 |       |                |       |       |                  |       |
| 123                       | A Missouri St.   | 57 86  | 163   | A Southern Ill. | 76 81 |       |                |       |       |                  |       |
| 38                        | A Wichita St.    | 59 80  | 38    | H Wichita St.   | 64 61 |       |                |       |       |                  |       |
| 170                       | H Indiana St.    | 76 61  | 123   | H Missouri St.  | 94 89 |       |                |       |       |                  |       |
| 251                       | H Evansville     | 78 69  | 251   | A Evansville    | 79 62 |       |                |       |       |                  |       |

Non-Div I Games: Northwestern (IA) 102 58

Drake

Loss, Non-Conf, S Site, H Home A Away N Neutral

|                   |          |           |                |            |             |               |      |      |       |           |
|-------------------|----------|-----------|----------------|------------|-------------|---------------|------|------|-------|-----------|
| Average RPI Win:  | 200      | WON-LOST  | WINNING        | LAST 10    | STRENGTH OF | OPP. STRENGTH | TEAM | ADJ. | CONF. | ADJ CONF. |
| Average RPI Loss: | 77       | RECORD    | PCT. RANK      | GAMES      | SCHEDULE    | OF SCHEDULE   | RPI  | RPI  | RPI   | RPI       |
| DIV. I ONLY       | 20- 9    | 64        | 8- 2           | 112        | 103         | 65            | 65   | 13   | 13    |           |
| DIV. I NON-CONF.  | 6- 5     | 145       | 0- 0           | 49         | 47          | 78            | 78   | 11   | 11    |           |
| TOTALS            | RPI 1-25 | RPI 26-50 | W-L RECORDS    | RPI 51-100 | RPI 101-150 | RPI 150+      |      |      |       |           |
| 20- 9             | 0- 2     | 0- 3      | OVERALL        | 2- 0       | 4- 2        | 14- 2         |      |      |       |           |
| 10- 3             | 0- 0     | 0- 1      | HOME           | 2- 0       | 2- 1        | 6- 1          |      |      |       |           |
| 8- 5              | 0- 2     | 0- 2      | AWAY           | 0- 0       | 2- 1        | 6- 0          |      |      |       |           |
| 2- 1              | 0- 0     | 0- 0      | NEUTRAL        | 0- 0       | 0- 0        | 2- 1          |      |      |       |           |
| 6- 5              | 0- 2     | 0- 1      | NON-CONFERENCE | 2- 0       | 1- 1        | 3- 1          |      |      |       |           |
| 4- 0              | 0- 0     | 0- 0      | HOME           | 2- 0       | 1- 0        | 1- 0          |      |      |       |           |
| 0- 4              | 0- 2     | 0- 1      | AWAY           | 0- 0       | 0- 1        | 0- 0          |      |      |       |           |
| 2- 1              | 0- 0     | 0- 0      | NEUTRAL        | 0- 0       | 0- 0        | 2- 1          |      |      |       |           |
| 14- 4             | 0- 0     | 0- 2      | CONFERENCE     | 0- 0       | 3- 1        | 11- 1         |      |      |       |           |
| 6- 3              | 0- 0     | 0- 1      | HOME           | 0- 0       | 1- 1        | 5- 1          |      |      |       |           |
| 8- 1              | 0- 0     | 0- 1      | AWAY           | 0- 0       | 2- 0        | 6- 0          |      |      |       |           |
| 0- 0              | 0- 0     | 0- 0      | NEUTRAL        | 0- 0       | 0- 0        | 0- 0          |      |      |       |           |

| RPI 1-25                  |   |                    |       | RPI 26-50 |   |                    |       | RPI 51-100 Team's RPI: 65 |   |                |       | RPI 101+ |   |                    |       |
|---------------------------|---|--------------------|-------|-----------|---|--------------------|-------|---------------------------|---|----------------|-------|----------|---|--------------------|-------|
| RPI                       | S | Opponent           | Score | RPI       | S | Opponent           | Score | RPI                       | S | Opponent       | Score | RPI      | S | Opponent           | Score |
| 12                        | A | Princeton          | 43 59 | 28        | A | James Madison      | 51 66 | 52                        | H | Penn           | 67 58 | 103      | A | Hofstra            | 63 56 |
| 24                        | A | Quinnipiac         | 50 74 | 28        | H | James Madison      | 54 73 | 86                        | H | Saint Joseph's | 76 63 | 103      | H | Hofstra            | 52 53 |
|                           |   |                    |       | 41        | A | Pittsburgh         | 53 72 |                           |   |                |       | 104      | A | Elon               | 57 47 |
|                           |   |                    |       |           |   |                    |       |                           |   |                |       | 104      | H | Elon               | 54 51 |
|                           |   |                    |       |           |   |                    |       |                           |   |                |       | 110      | A | Virginia           | 66 72 |
|                           |   |                    |       |           |   |                    |       |                           |   |                |       | 125      | H | Cornell            | 62 53 |
|                           |   |                    |       |           |   |                    |       |                           |   |                |       | 165      | N | St. Bonaventure    | 32 43 |
|                           |   |                    |       |           |   |                    |       |                           |   |                |       | 178      | A | William & Mary     | 49 46 |
|                           |   |                    |       |           |   |                    |       |                           |   |                |       | 178      | H | William & Mary     | 68 72 |
|                           |   |                    |       |           |   |                    |       |                           |   |                |       | 197      | A | Delaware           | 67 64 |
|                           |   |                    |       |           |   |                    |       |                           |   |                |       | 197      | H | Delaware           | 61 56 |
|                           |   |                    |       |           |   |                    |       |                           |   |                |       | 219      | N | Sacred Heart       | 61 54 |
|                           |   |                    |       |           |   |                    |       |                           |   |                |       | 222      | A | UNCW               | 61 44 |
|                           |   |                    |       |           |   |                    |       |                           |   |                |       | 222      | H | UNCW               | 58 53 |
|                           |   |                    |       |           |   |                    |       |                           |   |                |       | 243      | A | Towson             | 66 52 |
|                           |   |                    |       |           |   |                    |       |                           |   |                |       | 243      | H | Towson             | 50 45 |
|                           |   |                    |       |           |   |                    |       |                           |   |                |       | 263      | H | Colgate            | 59 51 |
|                           |   |                    |       |           |   |                    |       |                           |   |                |       | 274      | N | Miami (OH)         | 71 54 |
|                           |   |                    |       |           |   |                    |       |                           |   |                |       | 281      | A | Col. of Charleston | 63 52 |
|                           |   |                    |       |           |   |                    |       |                           |   |                |       | 281      | H | Col. of Charleston | 64 47 |
|                           |   |                    |       |           |   |                    |       |                           |   |                |       | 304      | A | Northeastern       | 58 42 |
|                           |   |                    |       |           |   |                    |       |                           |   |                |       | 304      | H | Northeastern       | 58 35 |
| LAST 12 Division I GAMES: |   |                    |       |           |   |                    |       |                           |   |                |       |          |   |                    |       |
| 304                       | A | Northeastern       | 58 42 | 28        | H | James Madison      | 54 73 |                           |   |                |       |          |   |                    |       |
| 243                       | H | Towson             | 50 45 | 178       | H | William & Mary     | 68 72 |                           |   |                |       |          |   |                    |       |
| 104                       | H | Elon               | 54 51 | 222       | A | UNCW               | 61 44 |                           |   |                |       |          |   |                    |       |
| 197                       | A | Delaware           | 67 64 | 281       | H | Col. of Charleston | 64 47 |                           |   |                |       |          |   |                    |       |
| 281                       | A | Col. of Charleston | 63 52 | 197       | H | Delaware           | 61 56 |                           |   |                |       |          |   |                    |       |
| 243                       | A | Towson             | 66 52 | 103       | A | Hofstra            | 63 56 |                           |   |                |       |          |   |                    |       |

Non-Div I Games:

Drexel

■ Loss, 
 ■ Non-Conf, 
 ■ S Site, 
 ■ Home 
 ■ A Away 
 N Neutral

|                   |          |           |                |            |             |               |      |      |       |           |
|-------------------|----------|-----------|----------------|------------|-------------|---------------|------|------|-------|-----------|
| Average RPI Win:  | 123      | WON-LOST  | WINNING        | LAST 10    | STRENGTH OF | OPP. STRENGTH | TEAM | ADJ. | CONF. | ADJ CONF. |
| Average RPI Loss: | 38       | RECORD    | PCT. RANK      | GAMES      | SCHEDULE    | OF SCHEDULE   | RPI  | RPI  | RPI   | RPI       |
| DIV. I ONLY       | 21- 10   | 73        | 6- 4           | 4          | 12          | 15            | 15   | 3    | 3     |           |
| DIV. I NON-CONF.  | 9- 4     | 84        | 0- 0           | 8          | 27          | 20            | 20   | 3    | 3     |           |
| TOTALS            | RPI 1-25 | RPI 26-50 | W-L RECORDS    | RPI 51-100 | RPI 101-150 | RPI 150+      |      |      |       |           |
| 21- 10            | 5- 5     | 2- 2      | OVERALL        | 1- 2       | 3- 1        | 10- 0         |      |      |       |           |
| 15- 1             | 4- 1     | 2- 0      | HOME           | 1- 0       | 1- 0        | 7- 0          |      |      |       |           |
| 5- 8              | 1- 3     | 0- 2      | AWAY           | 0- 2       | 2- 1        | 2- 0          |      |      |       |           |
| 1- 1              | 0- 1     | 0- 0      | NEUTRAL        | 0- 0       | 0- 0        | 1- 0          |      |      |       |           |
| 9- 4              | 2- 2     | 0- 2      | NON-CONFERENCE | 0- 0       | 2- 0        | 5- 0          |      |      |       |           |
| 7- 1              | 2- 1     | 0- 0      | HOME           | 0- 0       | 1- 0        | 4- 0          |      |      |       |           |
| 2- 3              | 0- 1     | 0- 2      | AWAY           | 0- 0       | 1- 0        | 1- 0          |      |      |       |           |
| 0- 0              | 0- 0     | 0- 0      | NEUTRAL        | 0- 0       | 0- 0        | 0- 0          |      |      |       |           |
| 12- 6             | 3- 3     | 2- 0      | CONFERENCE     | 1- 2       | 1- 1        | 5- 0          |      |      |       |           |
| 8- 0              | 2- 0     | 2- 0      | HOME           | 1- 0       | 0- 0        | 3- 0          |      |      |       |           |
| 3- 5              | 1- 2     | 0- 0      | AWAY           | 0- 2       | 1- 1        | 1- 0          |      |      |       |           |
| 1- 1              | 0- 1     | 0- 0      | NEUTRAL        | 0- 0       | 0- 0        | 1- 0          |      |      |       |           |

| RPI                       | S | Opponent                | Score | RPI | S | Opponent            | Score | RPI | S | Opponent           | Score | RPI | S | Opponent       | Score |
|---------------------------|---|-------------------------|-------|-----|---|---------------------|-------|-----|---|--------------------|-------|-----|---|----------------|-------|
| 1                         | A | Notre Dame              | 50 63 | 34  | A | Texas A&M           | 59 63 | 66  | H | Miami (FL)         | 68 53 | 110 | A | Virginia       | 71 45 |
| 1                         | N | Notre Dame              | 49 55 | 35  | H | Syracuse            | 74 72 | 82  | A | North Carolina St. | 59 72 | 118 | A | Boston College | 56 60 |
| 3                         | H | South Carolina          | 50 51 | 36  | A | Nebraska            | 54 60 | 87  | A | Georgia Tech       | 62 71 | 128 | A | Old Dominion   | 82 66 |
| 5                         | A | UConn                   | 52 83 | 41  | H | Pittsburgh          | 62 45 |     |   |                    |       | 136 | H | Buffalo        | 88 54 |
| 7                         | H | Louisville              | 66 58 |     |   |                     |       |     |   |                    |       | 181 | H | N.C. A&T       | 87 36 |
| 8                         | H | Kentucky                | 89 68 |     |   |                     |       |     |   |                    |       | 185 | A | Wake Forest    | 70 53 |
| 10                        | A | Florida St.             | 58 74 |     |   |                     |       |     |   |                    |       | 185 | H | Wake Forest    | 70 63 |
| 17                        | A | North Carolina          | 74 67 |     |   |                     |       |     |   |                    |       | 185 | N | Wake Forest    | 77 68 |
| 17                        | H | North Carolina          | 81 80 |     |   |                     |       |     |   |                    |       | 188 | H | Stony Brook    | 72 42 |
| 22                        | H | Oklahoma                | 92 72 |     |   |                     |       |     |   |                    |       | 198 | H | Clemson        | 89 60 |
|                           |   |                         |       |     |   |                     |       |     |   |                    |       | 199 | A | Alabama        | 90 40 |
|                           |   |                         |       |     |   |                     |       |     |   |                    |       | 200 | H | Virginia Tech  | 65 40 |
|                           |   |                         |       |     |   |                     |       |     |   |                    |       | 218 | H | UMass Lowell   | 95 48 |
|                           |   |                         |       |     |   |                     |       |     |   |                    |       | 247 | H | Marquette      | 83 51 |
| LAST 12 Division I GAMES: |   |                         |       |     |   |                     |       |     |   |                    |       |     |   |                |       |
|                           |   | 1 N Notre Dame          | 49 55 |     |   | 110 A Virginia      | 71 45 |     |   |                    |       |     |   |                |       |
|                           |   | 185 N Wake Forest       | 77 68 |     |   | 198 H Clemson       | 89 60 |     |   |                    |       |     |   |                |       |
|                           |   | 17 H North Carolina     | 81 80 |     |   | 185 A Wake Forest   | 70 53 |     |   |                    |       |     |   |                |       |
|                           |   | 87 A Georgia Tech       | 62 71 |     |   | 7 H Louisville      | 66 58 |     |   |                    |       |     |   |                |       |
|                           |   | 82 A North Carolina St. | 59 72 |     |   | 41 H Pittsburgh     | 62 45 |     |   |                    |       |     |   |                |       |
|                           |   | 1 A Notre Dame          | 50 63 |     |   | 17 A North Carolina | 74 67 |     |   |                    |       |     |   |                |       |

Non-Div I Games:

Duke

■ Loss, 
 ■ Non-Conf, 
 ■ S Site, 
 ■ H Home 
 ■ A Away 
 N Neutral

| Average RPI Win:  | 176      | WON-LOST  | WINNING        | LAST 10    | STRENGTH OF | OPP. STRENGTH | TEAM | ADJ. | CONF. | ADJ CONF. |
|-------------------|----------|-----------|----------------|------------|-------------|---------------|------|------|-------|-----------|
| Average RPI Loss: | 67       | RECORD    | PCT. RANK      | GAMES      | SCHEDULE    | OF SCHEDULE   | RPI  | RPI  | RPI   | RPI       |
| DIV. I ONLY       | 21- 10   | 73        | 8- 2           | 73         | 76          | 48            | 48   | 6    | 6     |           |
| DIV. I NON-CONF.  | 8- 5     | 123       | 0- 0           | 145        | 130         | 94            | 94   | 6    | 6     |           |
| TOTALS            | RPI 1-25 | RPI 26-50 | W-L RECORDS    | RPI 51-100 | RPI 101-150 | RPI 150+      |      |      |       |           |
| 21- 10            | 0- 5     | 1- 1      | OVERALL        | 3- 2       | 5- 1        | 12- 1         |      |      |       |           |
| 11- 2             | 0- 1     | 1- 1      | HOME           | 2- 0       | 2- 0        | 6- 0          |      |      |       |           |
| 8- 7              | 0- 3     | 0- 0      | AWAY           | 1- 2       | 2- 1        | 5- 1          |      |      |       |           |
| 2- 1              | 0- 1     | 0- 0      | NEUTRAL        | 0- 0       | 1- 0        | 1- 0          |      |      |       |           |
| 8- 5              | 0- 2     | 1- 1      | NON-CONFERENCE | 0- 1       | 2- 0        | 5- 1          |      |      |       |           |
| 3- 2              | 0- 1     | 1- 1      | HOME           | 0- 0       | 0- 0        | 2- 0          |      |      |       |           |
| 4- 3              | 0- 1     | 0- 0      | AWAY           | 0- 1       | 2- 0        | 2- 1          |      |      |       |           |
| 1- 0              | 0- 0     | 0- 0      | NEUTRAL        | 0- 0       | 0- 0        | 1- 0          |      |      |       |           |
| 13- 5             | 0- 3     | 0- 0      | CONFERENCE     | 3- 1       | 3- 1        | 7- 0          |      |      |       |           |
| 8- 0              | 0- 0     | 0- 0      | HOME           | 2- 0       | 2- 0        | 4- 0          |      |      |       |           |
| 4- 4              | 0- 2     | 0- 0      | AWAY           | 1- 1       | 0- 1        | 3- 0          |      |      |       |           |
| 1- 1              | 0- 1     | 0- 0      | NEUTRAL        | 0- 0       | 1- 0        | 0- 0          |      |      |       |           |

| RPI S                     | Opponent          | Score | RPI S | Opponent        | Score | Team's RPI: 48 | RPI S | Opponent       | Score | RPI S | Opponent           | Score |
|---------------------------|-------------------|-------|-------|-----------------|-------|----------------|-------|----------------|-------|-------|--------------------|-------|
| 11 A                      | George Washington | 56 83 | 35 H  | Syracuse        | 84 90 |                | 73 A  | Fordham        | 56 46 | 106 A | Lehigh             | 82 75 |
| 12 H                      | Princeton         | 62 79 | 41 H  | Pittsburgh      | 87 77 |                | 75 A  | West Virginia  | 60 79 | 120 A | Ball St.           | 82 62 |
| 13 A                      | Dayton            | 67 78 |       |                 |       |                | 86 A  | Saint Joseph's | 49 60 | 129 A | Rhode Island       | 61 62 |
| 13 N                      | Dayton            | 60 74 |       |                 |       |                | 86 H  | Saint Joseph's | 63 54 | 129 H | Rhode Island       | 60 50 |
| 25 A                      | Green Bay         | 52 84 |       |                 |       |                | 90 H  | Richmond       | 58 51 | 129 N | Rhode Island       | 66 53 |
|                           |                   |       |       |                 |       |                |       |                |       | 141 H | VCU                | 83 47 |
|                           |                   |       |       |                 |       |                |       |                |       | 151 H | Saint Louis        | 77 64 |
|                           |                   |       |       |                 |       |                |       |                |       | 165 A | St. Bonaventure    | 76 63 |
|                           |                   |       |       |                 |       |                |       |                |       | 165 H | St. Bonaventure    | 51 43 |
|                           |                   |       |       |                 |       |                |       |                |       | 184 A | La Salle           | 72 66 |
|                           |                   |       |       |                 |       |                |       |                |       | 192 A | Massachusetts      | 69 49 |
|                           |                   |       |       |                 |       |                |       |                |       | 203 A | Robert Morris      | 71 57 |
|                           |                   |       |       |                 |       |                |       |                |       | 235 H | George Mason       | 88 54 |
|                           |                   |       |       |                 |       |                |       |                |       | 264 H | Davidson           | 83 47 |
|                           |                   |       |       |                 |       |                |       |                |       | 269 A | Providence         | 56 67 |
|                           |                   |       |       |                 |       |                |       |                |       | 276 N | Jackson St.        | 90 72 |
|                           |                   |       |       |                 |       |                |       |                |       | 287 H | Kent St.           | 86 60 |
|                           |                   |       |       |                 |       |                |       |                |       | 319 H | Saint Francis (PA) | 92 52 |
|                           |                   |       |       |                 |       |                |       |                |       | 340 A | Howard             | 89 63 |
| LAST 12 Division I GAMES: |                   |       |       |                 |       |                |       |                |       |       |                    |       |
| 13 N                      | Dayton            | 60 74 | 192 A | Massachusetts   | 69 49 |                |       |                |       |       |                    |       |
| 129 N                     | Rhode Island      | 66 53 | 184 A | La Salle        | 72 66 |                |       |                |       |       |                    |       |
| 165 H                     | St. Bonaventure   | 51 43 | 141 H | VCU             | 83 47 |                |       |                |       |       |                    |       |
| 86 A                      | Saint Joseph's    | 49 60 | 73 A  | Fordham         | 56 46 |                |       |                |       |       |                    |       |
| 129 H                     | Rhode Island      | 60 50 | 165 A | St. Bonaventure | 76 63 |                |       |                |       |       |                    |       |
| 90 H                      | Richmond          | 58 51 | 264 H | Davidson        | 83 47 |                |       |                |       |       |                    |       |

Non-Div I Games:

Duquesne

■ Loss, 
 ■ Non-Conf, 
 S Site, 
 ■ Home 
 ■ Away 
 N Neutral

# East Carolina

Through Games Of March 10, 2015

|                   |          |           |                |            |             |               |      |      |       |           |
|-------------------|----------|-----------|----------------|------------|-------------|---------------|------|------|-------|-----------|
| Average RPI Win:  | 200      | WON-LOST  | WINNING        | LAST 10    | STRENGTH OF | OPP. STRENGTH | TEAM | ADJ. | CONF. | ADJ CONF. |
| Average RPI Loss: | 68       | RECORD    | PCT. RANK      | GAMES      | SCHEDULE    | OF SCHEDULE   | RPI  | RPI  | RPI   | RPI       |
| DIV. I ONLY       | 21- 10   | 73        | 8- 2           | 113        | 80          | 68            | 68   | 8    | 8     |           |
| DIV. I NON-CONF.  | 9- 2     | 35        | 0- 0           | 197        | 155         | 57            | 57   | 8    | 8     |           |
| TOTALS            | RPI 1-25 | RPI 26-50 | W-L RECORDS    | RPI 51-100 | RPI 101-150 | RPI 150+      |      |      |       |           |
| 21- 10            | 0- 3     | 1- 2      | OVERALL        | 2- 1       | 3- 3        | 15- 1         |      |      |       |           |
| 10- 3             | 0- 1     | 1- 0      | HOME           | 0- 1       | 0- 1        | 9- 0          |      |      |       |           |
| 8- 5              | 0- 1     | 0- 1      | AWAY           | 2- 0       | 2- 2        | 4- 1          |      |      |       |           |
| 3- 2              | 0- 1     | 0- 1      | NEUTRAL        | 0- 0       | 1- 0        | 2- 0          |      |      |       |           |
| 9- 2              | 0- 0     | 0- 1      | NON-CONFERENCE | 1- 0       | 1- 1        | 7- 0          |      |      |       |           |
| 4- 0              | 0- 0     | 0- 0      | HOME           | 0- 0       | 0- 0        | 4- 0          |      |      |       |           |
| 3- 1              | 0- 0     | 0- 0      | AWAY           | 1- 0       | 1- 1        | 1- 0          |      |      |       |           |
| 2- 1              | 0- 0     | 0- 1      | NEUTRAL        | 0- 0       | 0- 0        | 2- 0          |      |      |       |           |
| 12- 8             | 0- 3     | 1- 1      | CONFERENCE     | 1- 1       | 2- 2        | 8- 1          |      |      |       |           |
| 6- 3              | 0- 1     | 1- 0      | HOME           | 0- 1       | 0- 1        | 5- 0          |      |      |       |           |
| 5- 4              | 0- 1     | 0- 1      | AWAY           | 1- 0       | 1- 1        | 3- 1          |      |      |       |           |
| 1- 1              | 0- 1     | 0- 0      | NEUTRAL        | 0- 0       | 1- 0        | 0- 0          |      |      |       |           |

| RPI S Opponent            | Score  | RPI S Opponent  | Score | RPI S Opponent   | Score | RPI S Opponent           | Score |
|---------------------------|--------|-----------------|-------|------------------|-------|--------------------------|-------|
| 5 A UConn                 | 32 87  | 26 A South Fla. | 62 69 | 53 A Tulane      | 67 63 | 111 A Cleveland St.      | 57 59 |
| 5 H UConn                 | 38 89  | 26 H South Fla. | 65 64 | 53 H Tulane      | 63 76 | 114 A Tulsa              | 77 68 |
| 5 N UConn                 | 56 106 | 35 N Syracuse   | 58 69 | 57 A Ohio        | 76 68 | 114 H Tulsa              | 63 74 |
|                           |        |                 |       |                  |       | 129 A Rhode Island       | 66 38 |
|                           |        |                 |       |                  |       | 140 A Temple             | 69 79 |
|                           |        |                 |       |                  |       | 140 N Temple             | 77 71 |
|                           |        |                 |       |                  |       | 160 N Wisconsin          | 61 43 |
|                           |        |                 |       |                  |       | 179 N Fairfield          | 83 68 |
|                           |        |                 |       |                  |       | 187 A Memphis            | 57 60 |
|                           |        |                 |       |                  |       | 187 H Memphis            | 60 39 |
|                           |        |                 |       |                  |       | 197 H Delaware           | 89 60 |
|                           |        |                 |       |                  |       | 253 H Bethune-Cookman    | 71 42 |
|                           |        |                 |       |                  |       | 255 A SMU                | 67 49 |
|                           |        |                 |       |                  |       | 255 H SMU                | 67 53 |
|                           |        |                 |       |                  |       | 257 A Cincinnati         | 78 53 |
|                           |        |                 |       |                  |       | 257 H Cincinnati         | 53 40 |
|                           |        |                 |       |                  |       | 265 H Norfolk St.        | 65 36 |
|                           |        |                 |       |                  |       | 271 H UCF                | 67 57 |
|                           |        |                 |       |                  |       | 281 H Col. of Charleston | 68 55 |
|                           |        |                 |       |                  |       | 286 A Loyola Maryland    | 82 33 |
|                           |        |                 |       |                  |       | 288 A Houston            | 87 46 |
|                           |        |                 |       |                  |       | 288 H Houston            | 79 56 |
| LAST 12 Division I GAMES: |        |                 |       |                  |       |                          |       |
| 5 N UConn                 | 56 106 | 26 H South Fla. | 65 64 | 257 A Cincinnati | 78 53 |                          |       |
| 140 N Temple              | 77 71  | 288 H Houston   | 79 56 | 53 A Tulane      | 67 63 |                          |       |
| 271 H UCF                 | 67 57  | 5 A UConn       | 32 87 | 114 H Tulsa      | 63 74 |                          |       |
| 140 A Temple              | 69 79  |                 |       |                  |       |                          |       |
| 257 H Cincinnati          | 53 40  |                 |       |                  |       |                          |       |
| 255 H SMU                 | 67 53  |                 |       |                  |       |                          |       |

Non-Div I Games:

East Carolina

Loss, Non-Conf, S Site, H Home A Away N Neutral

| <div> <div>Average RPI Win: 252</div> <div>Average RPI Loss: 129</div> </div> |      |      |                | WON-LOST | WINNING   | LAST 10     | STRENGTH OF | OPP. STRENGTH | TEAM     | ADJ. | CONF. | ADJ CONF. |
|---|------|------|----------------|----------|-----------|-------------|-------------|---------------|----------|------|-------|-----------|
|   |      |      |                | RECORD   | PCT. RANK | GAMES       | SCHEDULE    | OF SCHEDULE   | RPI      | RPI  | RPI   | RPI       |
| DIV. I ONLY   |      |      |                | 21- 11   | 80        | 7- 3        | 219         | 257           | 108      | 108  | 20    | 20        |
| DIV. I NON-CONF.  |      |      |                | 8- 7     | 157       | 0- 0        | 276         | 283           | 170      | 170  | 22    | 22        |
| TOTALS  |      |      |                | RPI 1-25 | RPI 26-50 | W-L RECORDS | RPI 51-100  | RPI 101-150   | RPI 150+ |      |       |           |
| 21- 11  | 0- 4 | 0- 0 | OVERALL        | 0- 0     | 2- 0      | 19- 7       |             |               |          |      |       |           |
| 9- 2  | 0- 1 | 0- 0 | HOME           | 0- 0     | 1- 0      | 8- 1        |             |               |          |      |       |           |
| 10- 7   | 0- 2 | 0- 0 | AWAY           | 0- 0     | 1- 0      | 9- 5        |             |               |          |      |       |           |
| 2- 2  | 0- 1 | 0- 0 | NEUTRAL        | 0- 0     | 0- 0      | 2- 1        |             |               |          |      |       |           |
| 8- 7  | 0- 1 | 0- 0 | NON-CONFERENCE | 0- 0     | 0- 0      | 8- 6        |             |               |          |      |       |           |
| 3- 1  | 0- 0 | 0- 0 | HOME           | 0- 0     | 0- 0      | 3- 1        |             |               |          |      |       |           |
| 5- 5  | 0- 1 | 0- 0 | AWAY           | 0- 0     | 0- 0      | 5- 4        |             |               |          |      |       |           |
| 0- 1  | 0- 0 | 0- 0 | NEUTRAL        | 0- 0     | 0- 0      | 0- 1        |             |               |          |      |       |           |
| 13- 4   | 0- 3 | 0- 0 | CONFERENCE     | 0- 0     | 2- 0      | 11- 1       |             |               |          |      |       |           |
| 6- 1  | 0- 1 | 0- 0 | HOME           | 0- 0     | 1- 0      | 5- 0        |             |               |          |      |       |           |
| 5- 2  | 0- 1 | 0- 0 | AWAY           | 0- 0     | 1- 0      | 4- 1        |             |               |          |      |       |           |
| 2- 1  | 0- 1 | 0- 0 | NEUTRAL        | 0- 0     | 0- 0      | 2- 0        |             |               |          |      |       |           |

[illegible]

Non-Div I Games:

East Tenn. St.

Loss, Non-Conf, S Site, H Home A Away N Neutral

E  
a  
s  
t  
T  
e  
n  
n  
.  
S  
t  
.

East Tenn. St.  
RPI S Opponent Score

Through Games Of March 10, 2015

| RPI | S | Opponent           | Score |
|-----|---|--------------------|-------|
| 319 | A | Saint Francis (PA) | 79 63 |
| 346 | A | Alabama A&M        | 88 64 |

E  
a  
s  
t  
T  
e  
n  
n  
.  
S  
t  
.

East Tenn. St.



|                   |          |           |                |            |             |               |      |      |       |           |
|-------------------|----------|-----------|----------------|------------|-------------|---------------|------|------|-------|-----------|
| Average RPI Win:  | 285      | WON-LOST  | WINNING        | LAST 10    | STRENGTH OF | OPP. STRENGTH | TEAM | ADJ. | CONF. | ADJ CONF. |
| Average RPI Loss: | 194      | RECORD    | PCT. RANK      | GAMES      | SCHEDULE    | OF SCHEDULE   | RPI  | RPI  | RPI   | RPI       |
| DIV. I ONLY       | 10- 20   | 261       | 3- 7           | 305        | 295         | 299           | 299  | 26   | 26    |           |
| DIV. I NON-CONF.  | 3- 10    | 287       | 0- 0           | 286        | 284         | 320           | 320  | 26   | 26    |           |
| TOTALS            | RPI 1-25 | RPI 26-50 | W-L RECORDS    | RPI 51-100 | RPI 101-150 | RPI 150+      |      |      |       |           |
| 10- 20            | 0- 1     | 0- 1      | OVERALL        | 0- 0       | 0- 4        | 10- 14        |      |      |       |           |
| 7- 6              | 0- 0     | 0- 0      | HOME           | 0- 0       | 0- 1        | 7- 5          |      |      |       |           |
| 3- 10             | 0- 0     | 0- 0      | AWAY           | 0- 0       | 0- 1        | 3- 9          |      |      |       |           |
| 0- 4              | 0- 1     | 0- 1      | NEUTRAL        | 0- 0       | 0- 2        | 0- 0          |      |      |       |           |
| 3- 10             | 0- 1     | 0- 1      | NON-CONFERENCE | 0- 0       | 0- 1        | 3- 7          |      |      |       |           |
| 2- 3              | 0- 0     | 0- 0      | HOME           | 0- 0       | 0- 0        | 2- 3          |      |      |       |           |
| 1- 4              | 0- 0     | 0- 0      | AWAY           | 0- 0       | 0- 0        | 1- 4          |      |      |       |           |
| 0- 3              | 0- 1     | 0- 1      | NEUTRAL        | 0- 0       | 0- 1        | 0- 0          |      |      |       |           |
| 7- 10             | 0- 0     | 0- 0      | CONFERENCE     | 0- 0       | 0- 3        | 7- 7          |      |      |       |           |
| 5- 3              | 0- 0     | 0- 0      | HOME           | 0- 0       | 0- 1        | 5- 2          |      |      |       |           |
| 2- 6              | 0- 0     | 0- 0      | AWAY           | 0- 0       | 0- 1        | 2- 5          |      |      |       |           |
| 0- 1              | 0- 0     | 0- 0      | NEUTRAL        | 0- 0       | 0- 1        | 0- 0          |      |      |       |           |

| RPI 1-25                  |   |                   | RPI 26-50    |     |   | RPI 51-100        |              |     | RPI 101+ |                   |              | Team's RPI: 299 |
|---------------------------|---|-------------------|--------------|-----|---|-------------------|--------------|-----|----------|-------------------|--------------|-----------------|
| RPI                       | S | Opponent          | Score        | RPI | S | Opponent          | Score        | RPI | S        | Opponent          | Score        |                 |
| 10                        | N | Florida St.       | 55 <b>91</b> | 33  | N | Northwestern      | 44 <b>92</b> |     |          |                   |              |                 |
| LAST 12 Division I GAMES: |   |                   |              |     |   |                   |              |     |          |                   |              |                 |
| 131                       | N | UT Martin         | 35 <b>68</b> | 316 | A | Southeast Mo. St. | 65 <b>69</b> | 316 | A        | Southeast Mo. St. | 65 <b>69</b> |                 |
| 176                       | A | SIUE              | 55 <b>72</b> | 176 | H | SIUE              | 48 <b>65</b> | 316 | H        | Southeast Mo. St. | 49 48        |                 |
| 131                       | H | UT Martin         | 60 <b>63</b> | 331 | H | Murray St.        | 75 59        | 330 | A        | North Texas       | 59 57        |                 |
| 316                       | H | Southeast Mo. St. | 49 48        | 260 | H | Austin Peay       | 63 <b>66</b> | 331 | A        | Murray St.        | 81 67        |                 |
| 331                       | A | Murray St.        | 81 67        | 131 | A | UT Martin         | 51 <b>81</b> | 331 | H        | Murray St.        | 75 59        |                 |
| 260                       | A | Austin Peay       | 72 <b>83</b> | 245 | A | Morehead St.      | 62 <b>67</b> |     |          |                   |              |                 |
|                           |   |                   |              |     |   |                   |              | 206 | H        | Jacksonville St.  | 66 63        |                 |
|                           |   |                   |              |     |   |                   |              | 207 | H        | Ill.-Chicago      | 66 <b>78</b> |                 |
|                           |   |                   |              |     |   |                   |              | 216 | A        | IUPUI             | 44 <b>66</b> |                 |
|                           |   |                   |              |     |   |                   |              | 233 | A        | Western Ill.      | 54 <b>63</b> |                 |
|                           |   |                   |              |     |   |                   |              | 245 | A        | Morehead St.      | 62 <b>67</b> |                 |
|                           |   |                   |              |     |   |                   |              | 250 | H        | Northern Ill.     | 55 46        |                 |
|                           |   |                   |              |     |   |                   |              | 260 | A        | Austin Peay       | 72 <b>83</b> |                 |
|                           |   |                   |              |     |   |                   |              | 260 | H        | Austin Peay       | 63 <b>66</b> |                 |
|                           |   |                   |              |     |   |                   |              | 283 | A        | Milwaukee         | 63 <b>72</b> |                 |
|                           |   |                   |              |     |   |                   |              | 289 | A        | Eastern Ky.       | 68 42        |                 |
|                           |   |                   |              |     |   |                   |              | 294 | H        | Omaha             | 77 66        |                 |
|                           |   |                   |              |     |   |                   |              | 307 | A        | Loyola Chicago    | 52 <b>63</b> |                 |

Non-Div I Games:

Eastern Ill.

| RPI | S | Opponent       | Score |
|-----|---|----------------|-------|
| 335 | H | Tennessee Tech | 67 59 |
| 342 | H | UMKC           | 53 69 |

Eastern Ill.

|                   |          |           |                |            |             |               |      |      |       |           |
|-------------------|----------|-----------|----------------|------------|-------------|---------------|------|------|-------|-----------|
| Average RPI Win:  | 287      | WON-LOST  | WINNING        | LAST 10    | STRENGTH OF | OPP. STRENGTH | TEAM | ADJ. | CONF. | ADJ CONF. |
| Average RPI Loss: | 189      | RECORD    | PCT. RANK      | GAMES      | SCHEDULE    | OF SCHEDULE   | RPI  | RPI  | RPI   | RPI       |
| DIV. I ONLY       | 8- 17    | 270       | 2- 8           | 297        | 298         | 289           | 289  | 26   | 26    |           |
| DIV. I NON-CONF.  | 4- 5     | 188       | 0- 0           | 237        | 299         | 207           | 207  | 26   | 26    |           |
| TOTALS            | RPI 1-25 | RPI 26-50 | W-L RECORDS    | RPI 51-100 | RPI 101-150 | RPI 150+      |      |      |       |           |
| 8- 17             | 0- 0     | 0- 0      | OVERALL        | 0- 2       | 0- 2        | 8- 13         |      |      |       |           |
| 2- 8              | 0- 0     | 0- 0      | HOME           | 0- 1       | 0- 0        | 2- 7          |      |      |       |           |
| 4- 8              | 0- 0     | 0- 0      | AWAY           | 0- 1       | 0- 2        | 4- 5          |      |      |       |           |
| 2- 1              | 0- 0     | 0- 0      | NEUTRAL        | 0- 0       | 0- 0        | 2- 1          |      |      |       |           |
| 4- 5              | 0- 0     | 0- 0      | NON-CONFERENCE | 0- 2       | 0- 1        | 4- 2          |      |      |       |           |
| 1- 1              | 0- 0     | 0- 0      | HOME           | 0- 1       | 0- 0        | 1- 0          |      |      |       |           |
| 1- 3              | 0- 0     | 0- 0      | AWAY           | 0- 1       | 0- 1        | 1- 1          |      |      |       |           |
| 2- 1              | 0- 0     | 0- 0      | NEUTRAL        | 0- 0       | 0- 0        | 2- 1          |      |      |       |           |
| 4- 12             | 0- 0     | 0- 0      | CONFERENCE     | 0- 0       | 0- 1        | 4- 11         |      |      |       |           |
| 1- 7              | 0- 0     | 0- 0      | HOME           | 0- 0       | 0- 0        | 1- 7          |      |      |       |           |
| 3- 5              | 0- 0     | 0- 0      | AWAY           | 0- 0       | 0- 1        | 3- 4          |      |      |       |           |
| 0- 0              | 0- 0     | 0- 0      | NEUTRAL        | 0- 0       | 0- 0        | 0- 0          |      |      |       |           |

| RPI S                     | Opponent | Score            | RPI S | Opponent | Score | RPI S | Opponent         | Score | RPI S | Opponent            | Score | Team's RPI: 289 |
|---------------------------|----------|------------------|-------|----------|-------|-------|------------------|-------|-------|---------------------|-------|-----------------|
|                           |          |                  |       |          |       | 75    | A West Virginia  | 42 67 | 108   | A East Tenn. St.    | 49 64 |                 |
|                           |          |                  |       |          |       | 90    | H Richmond       | 56 70 | 131   | A UT Martin         | 63 76 |                 |
|                           |          |                  |       |          |       |       |                  |       | 157   | A Tennessee St.     | 74 86 |                 |
|                           |          |                  |       |          |       |       |                  |       | 157   | H Tennessee St.     | 62 68 |                 |
|                           |          |                  |       |          |       |       |                  |       | 172   | A Belmont           | 70 84 |                 |
|                           |          |                  |       |          |       |       |                  |       | 172   | H Belmont           | 59 76 |                 |
|                           |          |                  |       |          |       |       |                  |       | 175   | H Marshall          | 63 58 |                 |
|                           |          |                  |       |          |       |       |                  |       | 176   | H SIUE              | 61 71 |                 |
|                           |          |                  |       |          |       |       |                  |       | 191   | A Mercer            | 64 69 |                 |
|                           |          |                  |       |          |       |       |                  |       | 206   | A Jacksonville St.  | 53 73 |                 |
|                           |          |                  |       |          |       |       |                  |       | 206   | H Jacksonville St.  | 65 69 |                 |
|                           |          |                  |       |          |       |       |                  |       | 237   | N North Florida     | 45 62 |                 |
|                           |          |                  |       |          |       |       |                  |       | 245   | A Morehead St.      | 58 76 |                 |
|                           |          |                  |       |          |       |       |                  |       | 245   | H Morehead St.      | 70 64 |                 |
|                           |          |                  |       |          |       |       |                  |       | 249   | N Central Ark.      | 56 55 |                 |
|                           |          |                  |       |          |       |       |                  |       | 260   | H Austin Peay       | 71 81 |                 |
|                           |          |                  |       |          |       |       |                  |       | 297   | N Western Caro.     | 71 62 |                 |
|                           |          |                  |       |          |       |       |                  |       | 299   | H Eastern Ill.      | 42 68 |                 |
|                           |          |                  |       |          |       |       |                  |       | 316   | A Southeast Mo. St. | 57 54 |                 |
|                           |          |                  |       |          |       |       |                  |       | 331   | A Murray St.        | 64 59 |                 |
|                           |          |                  |       |          |       |       |                  |       | 335   | A Tennessee Tech    | 97 93 |                 |
|                           |          |                  |       |          |       |       |                  |       | 335   | H Tennessee Tech    | 71 84 |                 |
|                           |          |                  |       |          |       |       |                  |       | 346   | A Alabama A&M       | 62 56 |                 |
| LAST 12 Division I GAMES: |          |                  |       |          |       |       |                  |       |       |                     |       |                 |
| 335                       | H        | Tennessee Tech   | 71    | 84       | 157   | H     | Tennessee St.    | 62    | 68    |                     |       |                 |
| 172                       | A        | Belmont          | 70    | 84       | 245   | A     | Morehead St.     | 58    | 76    |                     |       |                 |
| 206                       | H        | Jacksonville St. | 65    | 69       | 206   | A     | Jacksonville St. | 53    | 73    |                     |       |                 |
| 245                       | H        | Morehead St.     | 70    | 64       | 335   | A     | Tennessee Tech   | 97    | 93    |                     |       |                 |
| 157                       | A        | Tennessee St.    | 74    | 86       | 331   | A     | Murray St.       | 64    | 59    |                     |       |                 |
| 172                       | H        | Belmont          | 59    | 76       | 176   | H     | SIUE             | 61    | 71    |                     |       |                 |

Non-Div I Games: Asbury 73 48

Eastern Ky.

|                   |          |           |                |            |             |               |      |      |       |           |
|-------------------|----------|-----------|----------------|------------|-------------|---------------|------|------|-------|-----------|
| Average RPI Win:  | 199      | WON-LOST  | WINNING        | LAST 10    | STRENGTH OF | OPP. STRENGTH | TEAM | ADJ. | CONF. | ADJ CONF. |
| Average RPI Loss: | 124      | RECORD    | PCT. RANK      | GAMES      | SCHEDULE    | OF SCHEDULE   | RPI  | RPI  | RPI   | RPI       |
| DIV. I ONLY       | 16- 11   | 110       | 8- 2           | 180        | 134         | 119           | 119  | 15   | 15    |           |
| DIV. I NON-CONF.  | 4- 4     | 158       | 0- 0           | 232        | 64          | 157           | 157  | 17   | 17    |           |
| TOTALS            | RPI 1-25 | RPI 26-50 | W-L RECORDS    | RPI 51-100 | RPI 101-150 | RPI 150+      |      |      |       |           |
| 16- 11            | 0- 0     | 0- 0      | OVERALL        | 2- 5       | 3- 3        | 11- 3         |      |      |       |           |
| 8- 4              | 0- 0     | 0- 0      | HOME           | 1- 1       | 1- 3        | 6- 0          |      |      |       |           |
| 6- 7              | 0- 0     | 0- 0      | AWAY           | 1- 4       | 2- 0        | 3- 3          |      |      |       |           |
| 2- 0              | 0- 0     | 0- 0      | NEUTRAL        | 0- 0       | 0- 0        | 2- 0          |      |      |       |           |
| 4- 4              | 0- 0     | 0- 0      | NON-CONFERENCE | 0- 2       | 1- 0        | 3- 2          |      |      |       |           |
| 2- 0              | 0- 0     | 0- 0      | HOME           | 0- 0       | 1- 0        | 1- 0          |      |      |       |           |
| 0- 4              | 0- 0     | 0- 0      | AWAY           | 0- 2       | 0- 0        | 0- 2          |      |      |       |           |
| 2- 0              | 0- 0     | 0- 0      | NEUTRAL        | 0- 0       | 0- 0        | 2- 0          |      |      |       |           |
| 12- 7             | 0- 0     | 0- 0      | CONFERENCE     | 2- 3       | 2- 3        | 8- 1          |      |      |       |           |
| 6- 4              | 0- 0     | 0- 0      | HOME           | 1- 1       | 0- 3        | 5- 0          |      |      |       |           |
| 6- 3              | 0- 0     | 0- 0      | AWAY           | 1- 2       | 2- 0        | 3- 1          |      |      |       |           |
| 0- 0              | 0- 0     | 0- 0      | NEUTRAL        | 0- 0       | 0- 0        | 0- 0          |      |      |       |           |

| RPI 1-25                  |   |          | RPI 26-50 |     |   | RPI 51-100          |       |                         | RPI 101+ |          |       | Team's RPI: 119 |
|---------------------------|---|----------|-----------|-----|---|---------------------|-------|-------------------------|----------|----------|-------|-----------------|
| RPI                       | S | Opponent | Score     | RPI | S | Opponent            | Score | RPI                     | S        | Opponent | Score |                 |
|                           |   |          |           |     |   | 57 A Ohio           | 73 61 | 111 H Cleveland St.     |          |          | 71 68 |                 |
|                           |   |          |           |     |   | 57 H Ohio           | 59 82 | 113 A Toledo            |          |          | 75 61 |                 |
|                           |   |          |           |     |   | 69 A Michigan       | 52 81 | 113 H Toledo            |          |          | 72 81 |                 |
|                           |   |          |           |     |   | 78 A Michigan St.   | 61 69 | 120 A Ball St.          |          |          | 56 41 |                 |
|                           |   |          |           |     |   | 81 A Akron          | 48 65 | 120 H Ball St.          |          |          | 62 72 |                 |
|                           |   |          |           |     |   | 94 A Western Mich.  | 56 83 | 136 H Buffalo           |          |          | 53 75 |                 |
|                           |   |          |           |     |   | 94 H Western Mich.  | 74 65 | 158 A Oral Roberts      |          |          | 62 63 |                 |
|                           |   |          |           |     |   |                     |       | 168 A Central Mich.     |          |          | 93 86 |                 |
|                           |   |          |           |     |   |                     |       | 168 H Central Mich.     |          |          | 85 64 |                 |
|                           |   |          |           |     |   |                     |       | 205 A Tex.-Pan American |          |          | 75 81 |                 |
|                           |   |          |           |     |   |                     |       | 215 N Cal St. Fullerton |          |          | 78 74 |                 |
|                           |   |          |           |     |   |                     |       | 223 H Detroit           |          |          | 75 71 |                 |
|                           |   |          |           |     |   |                     |       | 250 A Northern Ill.     |          |          | 48 54 |                 |
|                           |   |          |           |     |   |                     |       | 250 H Northern Ill.     |          |          | 60 52 |                 |
|                           |   |          |           |     |   |                     |       | 258 N Weber St.         |          |          | 57 42 |                 |
|                           |   |          |           |     |   |                     |       | 274 A Miami (OH)        |          |          | 54 51 |                 |
|                           |   |          |           |     |   |                     |       | 274 H Miami (OH)        |          |          | 56 38 |                 |
|                           |   |          |           |     |   |                     |       | 287 A Kent St.          |          |          | 70 53 |                 |
|                           |   |          |           |     |   |                     |       | 287 H Kent St.          |          |          | 70 52 |                 |
|                           |   |          |           |     |   |                     |       | 291 H Bowling Green     |          |          | 64 52 |                 |
| LAST 12 Division I GAMES: |   |          |           |     |   |                     |       |                         |          |          |       |                 |
|                           |   |          |           |     |   | 287 H Kent St.      | 70 52 | 57 A Ohio               |          |          | 73 61 |                 |
|                           |   |          |           |     |   | 168 A Central Mich. | 93 86 | 274 A Miami (OH)        |          |          | 54 51 |                 |
|                           |   |          |           |     |   | 94 H Western Mich.  | 74 65 | 168 H Central Mich.     |          |          | 85 64 |                 |
|                           |   |          |           |     |   | 250 H Northern Ill. | 60 52 | 120 H Ball St.          |          |          | 62 72 |                 |
|                           |   |          |           |     |   | 120 A Ball St.      | 56 41 | 287 A Kent St.          |          |          | 70 53 |                 |
|                           |   |          |           |     |   | 113 H Toledo        | 72 81 | 136 H Buffalo           |          |          | 53 75 |                 |

Non-Div I Games: Kent St.-Tuscarawas 127 40 Hillsdale 73 56 Madonna 88 68

Eastern Mich.

Loss, Non-Conf, S Site, H Home A Away N Neutral

|                   |          |           |                |            |             |               |      |      |       |           |
|-------------------|----------|-----------|----------------|------------|-------------|---------------|------|------|-------|-----------|
| Average RPI Win:  | 225      | WON-LOST  | WINNING        | LAST 10    | STRENGTH OF | OPP. STRENGTH | TEAM | ADJ. | CONF. | ADJ CONF. |
| Average RPI Loss: | 158      | RECORD    | PCT. RANK      | GAMES      | SCHEDULE    | OF SCHEDULE   | RPI  | RPI  | RPI   | RPI       |
| DIV. I ONLY       | 17- 10   | 91        | 8- 2           | 272        | 228         | 134           | 134  | 21   | 21    |           |
| DIV. I NON-CONF.  | 5- 4     | 139       | 0- 0           | 267        | 243         | 165           | 165  | 21   | 21    |           |
| TOTALS            | RPI 1-25 | RPI 26-50 | W-L RECORDS    | RPI 51-100 | RPI 101-150 | RPI 150+      |      |      |       |           |
| 17- 10            | 0- 0     | 1- 1      | OVERALL        | 1- 1       | 1- 3        | 14- 5         |      |      |       |           |
| 10- 2             | 0- 0     | 1- 1      | HOME           | 1- 0       | 0- 1        | 8- 0          |      |      |       |           |
| 6- 8              | 0- 0     | 0- 0      | AWAY           | 0- 1       | 1- 2        | 5- 5          |      |      |       |           |
| 1- 0              | 0- 0     | 0- 0      | NEUTRAL        | 0- 0       | 0- 0        | 1- 0          |      |      |       |           |
| 5- 4              | 0- 0     | 1- 1      | NON-CONFERENCE | 0- 0       | 0- 1        | 4- 2          |      |      |       |           |
| 2- 1              | 0- 0     | 1- 1      | HOME           | 0- 0       | 0- 0        | 1- 0          |      |      |       |           |
| 2- 3              | 0- 0     | 0- 0      | AWAY           | 0- 0       | 0- 1        | 2- 2          |      |      |       |           |
| 1- 0              | 0- 0     | 0- 0      | NEUTRAL        | 0- 0       | 0- 0        | 1- 0          |      |      |       |           |
| 12- 6             | 0- 0     | 0- 0      | CONFERENCE     | 1- 1       | 1- 2        | 10- 3         |      |      |       |           |
| 8- 1              | 0- 0     | 0- 0      | HOME           | 1- 0       | 0- 1        | 7- 0          |      |      |       |           |
| 4- 5              | 0- 0     | 0- 0      | AWAY           | 0- 1       | 1- 1        | 3- 3          |      |      |       |           |
| 0- 0              | 0- 0     | 0- 0      | NEUTRAL        | 0- 0       | 0- 0        | 0- 0          |      |      |       |           |

| RPI S                     | Opponent         | Score | RPI S | Opponent         | Score | RPI S | Opponent  | Score | RPI S | Opponent            | Score  | Team's RPI: 134 |
|---------------------------|------------------|-------|-------|------------------|-------|-------|-----------|-------|-------|---------------------|--------|-----------------|
| 38                        | H Wichita St.    | 86 58 | 39    | H Gonzaga        | 60 61 | 98    | A Montana | 59 69 | 126   | A Boise St.         | 72 90  |                 |
|                           |                  |       |       |                  |       | 98    | H Montana | 65 64 | 133   | A Sacramento St.    | 80 79  |                 |
|                           |                  |       |       |                  |       |       |           |       | 133   | H Sacramento St.    | 67 73  |                 |
|                           |                  |       |       |                  |       |       |           |       | 138   | A Northern Colo.    | 56 64  |                 |
|                           |                  |       |       |                  |       |       |           |       | 161   | A Florida           | 67 56  |                 |
|                           |                  |       |       |                  |       |       |           |       | 162   | A Montana St.       | 53 63  |                 |
|                           |                  |       |       |                  |       |       |           |       | 162   | H Montana St.       | 72 58  |                 |
|                           |                  |       |       |                  |       |       |           |       | 177   | A North Dakota      | 82 96  |                 |
|                           |                  |       |       |                  |       |       |           |       | 193   | A Idaho             | 58 71  |                 |
|                           |                  |       |       |                  |       |       |           |       | 193   | H Idaho             | 71 65  |                 |
|                           |                  |       |       |                  |       |       |           |       | 240   | A Idaho St.         | 88 75  |                 |
|                           |                  |       |       |                  |       |       |           |       | 240   | H Idaho St.         | 62 58  |                 |
|                           |                  |       |       |                  |       |       |           |       | 254   | H Southern Utah     | 88 67  |                 |
|                           |                  |       |       |                  |       |       |           |       | 255   | A SMU               | 53 69  |                 |
|                           |                  |       |       |                  |       |       |           |       | 256   | A Abilene Christian | 72 79  |                 |
|                           |                  |       |       |                  |       |       |           |       | 258   | A Weber St.         | 69 55  |                 |
|                           |                  |       |       |                  |       |       |           |       | 258   | H Weber St.         | 64 62  |                 |
|                           |                  |       |       |                  |       |       |           |       | 262   | H Northern Ariz.    | 73 42  |                 |
|                           |                  |       |       |                  |       |       |           |       | 292   | H Portland          | 72 65  |                 |
|                           |                  |       |       |                  |       |       |           |       | 295   | N Ga. Southern      | 55 42  |                 |
|                           |                  |       |       |                  |       |       |           |       | 311   | A Portland St.      | 77 63  |                 |
|                           |                  |       |       |                  |       |       |           |       | 311   | H Portland St.      | 101 54 |                 |
|                           |                  |       |       |                  |       |       |           |       | 326   | A Utah Valley       | 68 62  |                 |
| LAST 12 Division I GAMES: |                  |       |       |                  |       |       |           |       |       |                     |        |                 |
| 258                       | H Weber St.      | 64 62 | 311   | A Portland St.   | 77 63 |       |           |       |       |                     |        |                 |
| 240                       | H Idaho St.      | 62 58 | 133   | A Sacramento St. | 80 79 |       |           |       |       |                     |        |                 |
| 98                        | A Montana        | 59 69 | 162   | H Montana St.    | 72 58 |       |           |       |       |                     |        |                 |
| 162                       | A Montana St.    | 53 63 | 98    | H Montana        | 65 64 |       |           |       |       |                     |        |                 |
| 262                       | H Northern Ariz. | 73 42 | 193   | A Idaho          | 58 71 |       |           |       |       |                     |        |                 |
| 254                       | H Southern Utah  | 88 67 | 177   | A North Dakota   | 82 96 |       |           |       |       |                     |        |                 |

Non-Div I Games: Saint Martin's 69 39 Central Wash. 83 70

Eastern Wash.

|                   |          |           |                |            |             |               |      |      |       |           |
|-------------------|----------|-----------|----------------|------------|-------------|---------------|------|------|-------|-----------|
| Average RPI Win:  | 206      | WON-LOST  | WINNING        | LAST 10    | STRENGTH OF | OPP. STRENGTH | TEAM | ADJ. | CONF. | ADJ CONF. |
| Average RPI Loss: | 95       | RECORD    | PCT. RANK      | GAMES      | SCHEDULE    | OF SCHEDULE   | RPI  | RPI  | RPI   | RPI       |
| DIV. I ONLY       | 16- 11   | 110       | 6- 4           | 110        | 116         | 104           | 104  | 13   | 13    |           |
| DIV. I NON-CONF.  | 5- 4     | 139       | 0- 0           | 32         | 72          | 70            | 70   | 11   | 11    |           |
| TOTALS            | RPI 1-25 | RPI 26-50 | W-L RECORDS    | RPI 51-100 | RPI 101-150 | RPI 150+      |      |      |       |           |
| 16- 11            | 0- 1     | 0- 2      | OVERALL        | 1- 4       | 2- 1        | 13- 3         |      |      |       |           |
| 8- 5              | 0- 0     | 0- 1      | HOME           | 1- 2       | 1- 1        | 6- 1          |      |      |       |           |
| 8- 5              | 0- 0     | 0- 1      | AWAY           | 0- 2       | 1- 0        | 7- 2          |      |      |       |           |
| 0- 1              | 0- 1     | 0- 0      | NEUTRAL        | 0- 0       | 0- 0        | 0- 0          |      |      |       |           |
| 5- 4              | 0- 1     | 0- 0      | NON-CONFERENCE | 1- 2       | 1- 0        | 3- 1          |      |      |       |           |
| 3- 1              | 0- 0     | 0- 0      | HOME           | 1- 1       | 1- 0        | 1- 0          |      |      |       |           |
| 2- 2              | 0- 0     | 0- 0      | AWAY           | 0- 1       | 0- 0        | 2- 1          |      |      |       |           |
| 0- 1              | 0- 1     | 0- 0      | NEUTRAL        | 0- 0       | 0- 0        | 0- 0          |      |      |       |           |
| 11- 7             | 0- 0     | 0- 2      | CONFERENCE     | 0- 2       | 1- 1        | 10- 2         |      |      |       |           |
| 5- 4              | 0- 0     | 0- 1      | HOME           | 0- 1       | 0- 1        | 5- 1          |      |      |       |           |
| 6- 3              | 0- 0     | 0- 1      | AWAY           | 0- 1       | 1- 0        | 5- 1          |      |      |       |           |
| 0- 0              | 0- 0     | 0- 0      | NEUTRAL        | 0- 0       | 0- 0        | 0- 0          |      |      |       |           |

| RPI 1-25                  |   |                |       | RPI 26-50 |   |                    |       | RPI 51-100 |   |                    |       | RPI 101+ |   |                    |       | Team's RPI: 104 |  |
|---------------------------|---|----------------|-------|-----------|---|--------------------|-------|------------|---|--------------------|-------|----------|---|--------------------|-------|-----------------|--|
| RPI                       | S | Opponent       | Score | RPI       | S | Opponent           | Score | RPI        | S | Opponent           | Score | RPI      | S | Opponent           | Score |                 |  |
| 17                        | N | North Carolina | 67 85 | 28        | A | James Madison      | 60 89 | 63         | H | Vanderbilt         | 50 66 | 103      | A | Hofstra            | 64 58 |                 |  |
|                           |   |                |       | 28        | H | James Madison      | 51 68 | 64         | H | Liberty            | 73 62 | 103      | H | Hofstra            | 53 55 |                 |  |
|                           |   |                |       |           |   |                    |       | 65         | A | Drexel             | 51 54 | 145      | H | Furman             | 81 71 |                 |  |
|                           |   |                |       |           |   |                    |       | 65         | H | Drexel             | 47 57 | 152      | A | High Point         | 71 87 |                 |  |
|                           |   |                |       |           |   |                    |       | 82         | A | North Carolina St. | 51 84 | 174      | A | Charlotte          | 67 54 |                 |  |
|                           |   |                |       |           |   |                    |       |            |   |                    |       | 178      | A | William & Mary     | 72 59 |                 |  |
|                           |   |                |       |           |   |                    |       |            |   |                    |       | 178      | H | William & Mary     | 64 60 |                 |  |
|                           |   |                |       |           |   |                    |       |            |   |                    |       | 195      | H | Navy               | 69 56 |                 |  |
|                           |   |                |       |           |   |                    |       |            |   |                    |       | 197      | A | Delaware           | 60 50 |                 |  |
|                           |   |                |       |           |   |                    |       |            |   |                    |       | 197      | H | Delaware           | 77 76 |                 |  |
|                           |   |                |       |           |   |                    |       |            |   |                    |       | 201      | A | Campbell           | 77 51 |                 |  |
|                           |   |                |       |           |   |                    |       |            |   |                    |       | 222      | A | UNCW               | 68 76 |                 |  |
|                           |   |                |       |           |   |                    |       |            |   |                    |       | 222      | H | UNCW               | 82 86 |                 |  |
|                           |   |                |       |           |   |                    |       |            |   |                    |       | 243      | A | Towson             | 84 70 |                 |  |
|                           |   |                |       |           |   |                    |       |            |   |                    |       | 243      | H | Towson             | 58 43 |                 |  |
|                           |   |                |       |           |   |                    |       |            |   |                    |       | 281      | A | Col. of Charleston | 75 71 |                 |  |
|                           |   |                |       |           |   |                    |       |            |   |                    |       | 281      | H | Col. of Charleston | 77 68 |                 |  |
|                           |   |                |       |           |   |                    |       |            |   |                    |       | 304      | A | Northeastern       | 74 73 |                 |  |
|                           |   |                |       |           |   |                    |       |            |   |                    |       | 304      | H | Northeastern       | 80 77 |                 |  |
| LAST 12 Division I GAMES: |   |                |       |           |   |                    |       |            |   |                    |       |          |   |                    |       |                 |  |
| 197                       | H | Delaware       | 77 76 | 222       | H | UNCW               | 82 86 |            |   |                    |       |          |   |                    |       |                 |  |
| 103                       | A | Hofstra        | 64 58 | 281       | A | Col. of Charleston | 75 71 |            |   |                    |       |          |   |                    |       |                 |  |
| 65                        | A | Drexel         | 51 54 | 243       | A | Towson             | 84 70 |            |   |                    |       |          |   |                    |       |                 |  |
| 178                       | H | William & Mary | 64 60 | 28        | A | James Madison      | 60 89 |            |   |                    |       |          |   |                    |       |                 |  |
| 304                       | A | Northeastern   | 74 73 | 304       | H | Northeastern       | 80 77 |            |   |                    |       |          |   |                    |       |                 |  |
| 103                       | H | Hofstra        | 53 55 | 222       | A | UNCW               | 68 76 |            |   |                    |       |          |   |                    |       |                 |  |

Non-Div I Games: Anderson (SC) 77 72 Lenoir-Rhyne 62 46

Elon

Loss, Non-Conf, S Site, H Home A Away N Neutral

Evansville

Through Games Of March 10, 2015

|                   |          |           |                |            |             |               |      |      |       |           |
|-------------------|----------|-----------|----------------|------------|-------------|---------------|------|------|-------|-----------|
| Average RPI Win:  | 253      | WON-LOST  | WINNING        | LAST 10    | STRENGTH OF | OPP. STRENGTH | TEAM | ADJ. | CONF. | ADJ CONF. |
| Average RPI Loss: | 144      | RECORD    | PCT. RANK      | GAMES      | SCHEDULE    | OF SCHEDULE   | RPI  | RPI  | RPI   | RPI       |
| DIV. I ONLY       | 10- 18   | 253       | 1- 9           | 254        | 181         | 251           | 251  | 19   | 19    |           |
| DIV. I NON-CONF.  | 4- 6     | 207       | 0- 0           | 228        | 176         | 197           | 197  | 16   | 16    |           |
| TOTALS            | RPI 1-25 | RPI 26-50 | W-L RECORDS    | RPI 51-100 | RPI 101-150 | RPI 150+      |      |      |       |           |
| 10- 18            | 0- 1     | 0- 2      | OVERALL        | 0- 3       | 2- 5        | 8- 7          |      |      |       |           |
| 6- 6              | 0- 0     | 0- 1      | HOME           | 0- 1       | 1- 2        | 5- 2          |      |      |       |           |
| 4- 12             | 0- 1     | 0- 1      | AWAY           | 0- 2       | 1- 3        | 3- 5          |      |      |       |           |
| 0- 0              | 0- 0     | 0- 0      | NEUTRAL        | 0- 0       | 0- 0        | 0- 0          |      |      |       |           |
| 4- 6              | 0- 1     | 0- 0      | NON-CONFERENCE | 0- 1       | 1- 2        | 3- 2          |      |      |       |           |
| 3- 0              | 0- 0     | 0- 0      | HOME           | 0- 0       | 1- 0        | 2- 0          |      |      |       |           |
| 1- 6              | 0- 1     | 0- 0      | AWAY           | 0- 1       | 0- 2        | 1- 2          |      |      |       |           |
| 0- 0              | 0- 0     | 0- 0      | NEUTRAL        | 0- 0       | 0- 0        | 0- 0          |      |      |       |           |
| 6- 12             | 0- 0     | 0- 2      | CONFERENCE     | 0- 2       | 1- 3        | 5- 5          |      |      |       |           |
| 3- 6              | 0- 0     | 0- 1      | HOME           | 0- 1       | 0- 2        | 3- 2          |      |      |       |           |
| 3- 6              | 0- 0     | 0- 1      | AWAY           | 0- 1       | 1- 1        | 2- 3          |      |      |       |           |
| 0- 0              | 0- 0     | 0- 0      | NEUTRAL        | 0- 0       | 0- 0        | 0- 0          |      |      |       |           |

| RPI 1-25                  |   |              |       | RPI 26-50 |   |                |       | RPI 51-100 |   |               |       | RPI 101+ Team's RPI: 251 |   |                |       |
|---------------------------|---|--------------|-------|-----------|---|----------------|-------|------------|---|---------------|-------|--------------------------|---|----------------|-------|
| RPI                       | S | Opponent     | Score | RPI       | S | Opponent       | Score | RPI        | S | Opponent      | Score | RPI                      | S | Opponent       | Score |
| 7                         | A | Louisville   | 51 73 | 38        | A | Wichita St.    | 44 54 | 75         | A | West Virginia | 39 83 | 112                      | H | Troy           | 94 85 |
|                           |   |              |       | 38        | H | Wichita St.    | 63 77 | 79         | A | Drake         | 69 78 | 120                      | A | Ball St.       | 70 76 |
|                           |   |              |       |           |   |                |       | 79         | H | Drake         | 62 79 | 122                      | A | UNI            | 44 89 |
|                           |   |              |       |           |   |                |       |            |   |               |       | 122                      | H | UNI            | 44 58 |
|                           |   |              |       |           |   |                |       |            |   |               |       | 123                      | A | Missouri St.   | 65 56 |
|                           |   |              |       |           |   |                |       |            |   |               |       | 123                      | H | Missouri St.   | 71 86 |
|                           |   |              |       |           |   |                |       |            |   |               |       | 131                      | A | UT Martin      | 74 84 |
|                           |   |              |       |           |   |                |       |            |   |               |       | 163                      | A | Southern Ill.  | 63 58 |
|                           |   |              |       |           |   |                |       |            |   |               |       | 163                      | H | Southern Ill.  | 53 62 |
|                           |   |              |       |           |   |                |       |            |   |               |       | 170                      | A | Indiana St.    | 52 67 |
|                           |   |              |       |           |   |                |       |            |   |               |       | 170                      | H | Indiana St.    | 53 71 |
|                           |   |              |       |           |   |                |       |            |   |               |       | 216                      | A | IUPUI          | 50 62 |
|                           |   |              |       |           |   |                |       |            |   |               |       | 260                      | H | Austin Peay    | 72 68 |
|                           |   |              |       |           |   |                |       |            |   |               |       | 274                      | H | Miami (OH)     | 51 41 |
|                           |   |              |       |           |   |                |       |            |   |               |       | 307                      | A | Loyola Chicago | 58 70 |
|                           |   |              |       |           |   |                |       |            |   |               |       | 307                      | H | Loyola Chicago | 63 38 |
|                           |   |              |       |           |   |                |       |            |   |               |       | 315                      | A | IPFW           | 59 77 |
|                           |   |              |       |           |   |                |       |            |   |               |       | 318                      | A | Bradley        | 50 56 |
|                           |   |              |       |           |   |                |       |            |   |               |       | 318                      | H | Bradley        | 86 46 |
|                           |   |              |       |           |   |                |       |            |   |               |       | 323                      | A | Illinois St.   | 62 50 |
|                           |   |              |       |           |   |                |       |            |   |               |       | 323                      | H | Illinois St.   | 69 52 |
|                           |   |              |       |           |   |                |       |            |   |               |       | 331                      | A | Murray St.     | 93 83 |
| LAST 12 Division I GAMES: |   |              |       |           |   |                |       |            |   |               |       |                          |   |                |       |
| 123                       | H | Missouri St. | 71 86 | 163       | H | Southern Ill.  | 53 62 |            |   |               |       |                          |   |                |       |
| 38                        | H | Wichita St.  | 63 77 | 318       | A | Bradley        | 50 56 |            |   |               |       |                          |   |                |       |
| 170                       | H | Indiana St.  | 53 71 | 307       | A | Loyola Chicago | 58 70 |            |   |               |       |                          |   |                |       |
| 122                       | A | UNI          | 44 89 | 170       | A | Indiana St.    | 52 67 |            |   |               |       |                          |   |                |       |
| 79                        | A | Drake        | 69 78 | 79        | H | Drake          | 62 79 |            |   |               |       |                          |   |                |       |
| 323                       | H | Illinois St. | 69 52 | 122       | H | UNI            | 44 58 |            |   |               |       |                          |   |                |       |

Non-Div I Games: Oakland City 81 40

Evansville

Loss, Non-Conf, S Site, H Home A Away N Neutral

|                   |          |           |                |            |             |               |      |      |       |           |
|-------------------|----------|-----------|----------------|------------|-------------|---------------|------|------|-------|-----------|
| Average RPI Win:  | 163      | WON-LOST  | WINNING        | LAST 10    | STRENGTH OF | OPP. STRENGTH | TEAM | ADJ. | CONF. | ADJ CONF. |
| Average RPI Loss: | 89       | RECORD    | PCT. RANK      | GAMES      | SCHEDULE    | OF SCHEDULE   | RPI  | RPI  | RPI   | RPI       |
| DIV. I ONLY       | 27- 2    | 6         | 10- 0          | 70         | 113         | 14            | 14   | 11   | 11    |           |
| DIV. I NON-CONF.  | 12- 2    | 26        | 0- 0           | 43         | 57          | 10            | 10   | 12   | 12    |           |
| TOTALS            | RPI 1-25 | RPI 26-50 | W-L RECORDS    | RPI 51-100 | RPI 101-150 | RPI 150+      |      |      |       |           |
| 27- 2             | 2- 0     | 4- 1      | OVERALL        | 2- 0       | 2- 1        | 17- 0         |      |      |       |           |
| 13- 0             | 1- 0     | 1- 0      | HOME           | 1- 0       | 1- 0        | 9- 0          |      |      |       |           |
| 10- 1             | 0- 0     | 2- 0      | AWAY           | 0- 0       | 1- 1        | 7- 0          |      |      |       |           |
| 4- 1              | 1- 0     | 1- 1      | NEUTRAL        | 1- 0       | 0- 0        | 1- 0          |      |      |       |           |
| 12- 2             | 2- 0     | 2- 1      | NON-CONFERENCE | 2- 0       | 2- 1        | 4- 0          |      |      |       |           |
| 5- 0              | 1- 0     | 0- 0      | HOME           | 1- 0       | 1- 0        | 2- 0          |      |      |       |           |
| 3- 1              | 0- 0     | 1- 0      | AWAY           | 0- 0       | 1- 1        | 1- 0          |      |      |       |           |
| 4- 1              | 1- 0     | 1- 1      | NEUTRAL        | 1- 0       | 0- 0        | 1- 0          |      |      |       |           |
| 15- 0             | 0- 0     | 2- 0      | CONFERENCE     | 0- 0       | 0- 0        | 13- 0         |      |      |       |           |
| 8- 0              | 0- 0     | 1- 0      | HOME           | 0- 0       | 0- 0        | 7- 0          |      |      |       |           |
| 7- 0              | 0- 0     | 1- 0      | AWAY           | 0- 0       | 0- 0        | 6- 0          |      |      |       |           |
| 0- 0              | 0- 0     | 0- 0      | NEUTRAL        | 0- 0       | 0- 0        | 0- 0          |      |      |       |           |

| RPI | S | Opponent          | Score |
|-----|---|-------------------|-------|
| 11  | H | George Washington | 88 75 |
| 24  | N | Quinnipiac        | 71 65 |

| RPI | S | Opponent     | Score |
|-----|---|--------------|-------|
| 27  | N | Ohio St.     | 83 90 |
| 38  | N | Wichita St.  | 56 39 |
| 45  | A | Stetson      | 61 39 |
| 45  | H | Stetson      | 57 55 |
| 49  | A | Arkansas St. | 74 68 |

| RPI | S | Opponent       | Score |
|-----|---|----------------|-------|
| 84  | N | CSUN           | 73 64 |
| 93  | H | Southern Miss. | 78 62 |

| RPI | S | Opponent        | Score |
|-----|---|-----------------|-------|
| 116 | A | Harvard         | 68 58 |
| 138 | H | Northern Colo.  | 69 56 |
| 150 | A | Auburn          | 69 72 |
| 156 | A | Northern Ky.    | 67 46 |
| 156 | H | Northern Ky.    | 75 47 |
| 159 | A | Kennesaw St.    | 71 60 |
| 159 | H | Kennesaw St.    | 61 47 |
| 198 | N | Clemson         | 86 61 |
| 209 | A | Jacksonville    | 60 37 |
| 209 | H | Jacksonville    | 78 47 |
| 221 | A | USC Upstate     | 75 59 |
| 221 | H | USC Upstate     | 79 61 |
| 237 | A | North Florida   | 56 24 |
| 237 | H | North Florida   | 75 42 |
| 237 | H | North Florida   | 74 35 |
| 252 | A | Lipscomb        | 71 49 |
| 252 | H | Lipscomb        | 69 43 |
| 253 | A | Bethune-Cookman | 91 46 |
| 269 | H | Providence      | 68 58 |
| 333 | H | FIU             | 97 49 |

## LAST 12 Division I GAMES:

|     |   |               |       |     |   |              |       |
|-----|---|---------------|-------|-----|---|--------------|-------|
| 237 | H | North Florida | 74 35 | 156 | H | Northern Ky. | 75 47 |
| 209 | H | Jacksonville  | 78 47 | 45  | A | Stetson      | 61 39 |
| 237 | A | North Florida | 56 24 | 156 | A | Northern Ky. | 67 46 |
| 221 | A | USC Upstate   | 75 59 | 252 | A | Lipscomb     | 71 49 |
| 159 | A | Kennesaw St.  | 71 60 | 159 | H | Kennesaw St. | 61 47 |
| 252 | H | Lipscomb      | 69 43 | 221 | H | USC Upstate  | 79 61 |

Non-Div I Games: Ave Maria 102 54

FGCU

■ Loss, 
 ■ Non-Conf, 
 ■ S Site, 
 ■ Home 
 ■ Away 
 N Neutral



|                   |          |           |                |            |             |               |      |      |       |           |
|-------------------|----------|-----------|----------------|------------|-------------|---------------|------|------|-------|-----------|
| Average RPI Win:  | 292      | WON-LOST  | WINNING        | LAST 10    | STRENGTH OF | OPP. STRENGTH | TEAM | ADJ. | CONF. | ADJ CONF. |
| Average RPI Loss: | 166      | RECORD    | PCT. RANK      | GAMES      | SCHEDULE    | OF SCHEDULE   | RPI  | RPI  | RPI   | RPI       |
| DIV. I ONLY       | 3- 26    | 342       | 0- 10          | 208        | 187         | 333           | 333  | 17   | 17    |           |
| DIV. I NON-CONF.  | 3- 8     | 263       | 0- 0           | 325        | 227         | 335           | 335  | 18   | 18    |           |
| TOTALS            | RPI 1-25 | RPI 26-50 | W-L RECORDS    | RPI 51-100 | RPI 101-150 | RPI 150+      |      |      |       |           |
| 3- 26             | 0- 1     | 0- 2      | OVERALL        | 0- 3       | 0- 5        | 3- 15         |      |      |       |           |
| 2- 14             | 0- 0     | 0- 1      | HOME           | 0- 2       | 0- 5        | 2- 6          |      |      |       |           |
| 0- 11             | 0- 1     | 0- 1      | AWAY           | 0- 1       | 0- 0        | 0- 8          |      |      |       |           |
| 1- 1              | 0- 0     | 0- 0      | NEUTRAL        | 0- 0       | 0- 0        | 1- 1          |      |      |       |           |
| 3- 8              | 0- 1     | 0- 0      | NON-CONFERENCE | 0- 0       | 0- 3        | 3- 4          |      |      |       |           |
| 2- 5              | 0- 0     | 0- 0      | HOME           | 0- 0       | 0- 3        | 2- 2          |      |      |       |           |
| 0- 2              | 0- 1     | 0- 0      | AWAY           | 0- 0       | 0- 0        | 0- 1          |      |      |       |           |
| 1- 1              | 0- 0     | 0- 0      | NEUTRAL        | 0- 0       | 0- 0        | 1- 1          |      |      |       |           |
| 0- 18             | 0- 0     | 0- 2      | CONFERENCE     | 0- 3       | 0- 2        | 0- 11         |      |      |       |           |
| 0- 9              | 0- 0     | 0- 1      | HOME           | 0- 2       | 0- 2        | 0- 4          |      |      |       |           |
| 0- 9              | 0- 0     | 0- 1      | AWAY           | 0- 1       | 0- 0        | 0- 7          |      |      |       |           |
| 0- 0              | 0- 0     | 0- 0      | NEUTRAL        | 0- 0       | 0- 0        | 0- 0          |      |      |       |           |

| RPI 1-25                  |   |              |       | RPI 26-50 |   |                |       | RPI 51-100 |   |                |       | RPI 101+ Team's RPI: 333 |   |                |       |
|---------------------------|---|--------------|-------|-----------|---|----------------|-------|------------|---|----------------|-------|--------------------------|---|----------------|-------|
| RPI                       | S | Opponent     | Score | RPI       | S | Opponent       | Score | RPI        | S | Opponent       | Score | RPI                      | S | Opponent       | Score |
| 14                        | A | FGCU         | 49 97 | 30        | A | Western Ky.    | 42 81 | 66         | A | Middle Tenn.   | 30 79 | 110                      | H | Virginia       | 61 74 |
|                           |   |              |       | 30        | H | Western Ky.    | 47 88 | 66         | H | Middle Tenn.   | 60 75 | 111                      | H | Cleveland St.  | 65 73 |
|                           |   |              |       |           |   |                |       | 93         | H | Southern Miss. | 65 78 | 121                      | H | Louisiana Tech | 56 79 |
|                           |   |              |       |           |   |                |       |            |   |                |       | 128                      | H | Old Dominion   | 67 80 |
|                           |   |              |       |           |   |                |       |            |   |                |       | 150                      | H | Auburn         | 44 81 |
|                           |   |              |       |           |   |                |       |            |   |                |       | 173                      | A | UTSA           | 56 74 |
|                           |   |              |       |           |   |                |       |            |   |                |       | 174                      | H | Charlotte      | 62 81 |
|                           |   |              |       |           |   |                |       |            |   |                |       | 175                      | A | Marshall       | 61 67 |
|                           |   |              |       |           |   |                |       |            |   |                |       | 175                      | H | Marshall       | 50 74 |
|                           |   |              |       |           |   |                |       |            |   |                |       | 182                      | A | UAB            | 56 72 |
|                           |   |              |       |           |   |                |       |            |   |                |       | 182                      | H | UAB            | 45 68 |
|                           |   |              |       |           |   |                |       |            |   |                |       | 209                      | A | Jacksonville   | 64 76 |
|                           |   |              |       |           |   |                |       |            |   |                |       | 214                      | H | Arizona        | 58 65 |
|                           |   |              |       |           |   |                |       |            |   |                |       | 217                      | A | Fla. Atlantic  | 63 77 |
|                           |   |              |       |           |   |                |       |            |   |                |       | 217                      | H | Fla. Atlantic  | 63 79 |
|                           |   |              |       |           |   |                |       |            |   |                |       | 244                      | A | UTEP           | 56 72 |
|                           |   |              |       |           |   |                |       |            |   |                |       | 266                      | A | Rice           | 59 80 |
|                           |   |              |       |           |   |                |       |            |   |                |       | 271                      | H | UCF            | 66 57 |
|                           |   |              |       |           |   |                |       |            |   |                |       | 291                      | H | Bowling Green  | 68 55 |
|                           |   |              |       |           |   |                |       |            |   |                |       | 297                      | N | Western Caro.  | 69 83 |
|                           |   |              |       |           |   |                |       |            |   |                |       | 314                      | N | Wofford        | 83 75 |
|                           |   |              |       |           |   |                |       |            |   |                |       | 330                      | A | North Texas    | 61 77 |
|                           |   |              |       |           |   |                |       |            |   |                |       | 335                      | H | Tennessee Tech | 56 73 |
| LAST 12 Division I GAMES: |   |              |       |           |   |                |       |            |   |                |       |                          |   |                |       |
| 182                       | A | UAB          | 56 72 | 121       | H | Louisiana Tech | 56 79 | 93         | H | Southern Miss. | 65 78 | 244                      | A | UTEP           | 56 72 |
| 66                        | A | Middle Tenn. | 30 79 | 173       | A | UTSA           | 56 74 | 174        | H | Charlotte      | 62 81 | 128                      | H | Old Dominion   | 67 80 |
| 30                        | H | Western Ky.  | 47 88 | 175       | H | Marshall       | 50 74 |            |   |                |       |                          |   |                |       |
| 175                       | H | Marshall     | 50 74 | 330       | A | North Texas    | 61 77 |            |   |                |       |                          |   |                |       |
| 266                       | A | Rice         | 59 80 |           |   |                |       |            |   |                |       |                          |   |                |       |

Non-Div I Games:

FIU

■ Loss, 
 ■ Non-Conf, 
 S Site, 
 ■ Home 
 ■ Away 
 N Neutral

## Fairfield

Through Games Of March 10, 2015

|                   |          |           |                |            |             |               |      |      |       |           |
|-------------------|----------|-----------|----------------|------------|-------------|---------------|------|------|-------|-----------|
| Average RPI Win:  | 245      | WON-LOST  | WINNING        | LAST 10    | STRENGTH OF | OPP. STRENGTH | TEAM | ADJ. | CONF. | ADJ CONF. |
| Average RPI Loss: | 125      | RECORD    | PCT. RANK      | GAMES      | SCHEDULE    | OF SCHEDULE   | RPI  | RPI  | RPI   | RPI       |
| DIV. I ONLY       | 15- 16   | 183       | 6- 4           | 175        | 224         | 179           | 179  | 24   | 24    |           |
| DIV. I NON-CONF.  | 1- 8     | 322       | 0- 0           | 53         | 68          | 262           | 262  | 24   | 24    |           |
| TOTALS            | RPI 1-25 | RPI 26-50 | W-L RECORDS    | RPI 51-100 | RPI 101-150 | RPI 150+      |      |      |       |           |
| 15- 16            | 0- 2     | 0- 1      | OVERALL        | 0- 3       | 2- 4        | 13- 6         |      |      |       |           |
| 7- 5              | 0- 1     | 0- 0      | HOME           | 0- 0       | 1- 2        | 6- 2          |      |      |       |           |
| 7- 8              | 0- 1     | 0- 1      | AWAY           | 0- 2       | 1- 1        | 6- 3          |      |      |       |           |
| 1- 3              | 0- 0     | 0- 0      | NEUTRAL        | 0- 1       | 0- 1        | 1- 1          |      |      |       |           |
| 1- 8              | 0- 0     | 0- 1      | NON-CONFERENCE | 0- 3       | 1- 2        | 0- 2          |      |      |       |           |
| 1- 1              | 0- 0     | 0- 0      | HOME           | 0- 0       | 1- 1        | 0- 0          |      |      |       |           |
| 0- 5              | 0- 0     | 0- 1      | AWAY           | 0- 2       | 0- 1        | 0- 1          |      |      |       |           |
| 0- 2              | 0- 0     | 0- 0      | NEUTRAL        | 0- 1       | 0- 0        | 0- 1          |      |      |       |           |
| 14- 8             | 0- 2     | 0- 0      | CONFERENCE     | 0- 0       | 1- 2        | 13- 4         |      |      |       |           |
| 6- 4              | 0- 1     | 0- 0      | HOME           | 0- 0       | 0- 1        | 6- 2          |      |      |       |           |
| 7- 3              | 0- 1     | 0- 0      | AWAY           | 0- 0       | 1- 0        | 6- 2          |      |      |       |           |
| 1- 1              | 0- 0     | 0- 0      | NEUTRAL        | 0- 0       | 0- 1        | 1- 0          |      |      |       |           |

| RPI 1-25                  |   |            |       | RPI 26-50 |   |            |       | RPI 51-100 |   |               |       | RPI 101+ Team's RPI: 179 |       |               |       |
|---------------------------|---|------------|-------|-----------|---|------------|-------|------------|---|---------------|-------|--------------------------|-------|---------------|-------|
| RPI                       | S | Opponent   | Score | RPI       | S | Opponent   | Score | RPI        | S | Opponent      | Score | RPI                      | S     | Opponent      | Score |
| 24                        | A | Quinnipiac | 43 83 | 40        | A | Seton Hall | 47 79 | 56         | A | Iowa St.      | 63 76 | 103                      | A     | Hofstra       | 53 66 |
| 24                        | H | Quinnipiac | 66 67 |           |   |            |       | 68         | N | East Carolina | 68 83 | 115                      | A     | Marist        | 56 55 |
|                           |   |            |       |           |   |            |       | 75         | A | West Virginia | 53 67 | 115                      | H     | Marist        | 50 56 |
|                           |   |            |       |           |   |            |       |            |   |               |       | 115                      | N     | Marist        | 50 67 |
|                           |   |            |       |           |   |            |       |            |   |               |       | 125                      | H     | Cornell       | 47 58 |
|                           |   |            |       |           |   |            |       |            |   |               |       | 144                      | H     | Butler        | 81 77 |
|                           |   |            |       |           |   |            |       |            |   |               |       | 169                      | A     | Siena         | 60 55 |
|                           |   |            |       |           |   |            |       |            |   |               |       | 169                      | H     | Siena         | 47 54 |
|                           |   |            |       |           |   |            |       |            |   |               |       | 175                      | N     | Marshall      | 55 68 |
|                           |   |            |       |           |   |            |       |            |   |               |       | 184                      | A     | La Salle      | 59 73 |
|                           |   |            |       |           |   |            |       |            |   |               |       | 194                      | A     | Iona          | 74 62 |
|                           |   |            |       |           |   |            |       |            |   |               |       | 194                      | H     | Iona          | 77 66 |
|                           |   |            |       |           |   |            |       |            |   |               |       | 239                      | A     | Niagara       | 56 66 |
|                           |   |            |       |           |   |            |       |            |   |               |       | 239                      | H     | Niagara       | 64 66 |
|                           |   |            |       |           |   |            |       |            |   |               |       | 239                      | N     | Niagara       | 65 57 |
|                           |   |            |       |           |   |            |       |            |   |               |       | 241                      | A     | Monmouth      | 33 59 |
|                           |   |            |       |           |   |            |       |            |   |               |       | 241                      | H     | Monmouth      | 54 52 |
|                           |   |            |       |           |   |            |       |            |   |               |       | 261                      | A     | Canisius      | 63 54 |
|                           |   |            |       |           |   |            |       |            |   |               |       | 261                      | H     | Canisius      | 61 58 |
|                           |   |            |       |           |   |            |       |            |   |               |       | 278                      | A     | Rider         | 59 47 |
|                           |   |            |       |           |   |            |       |            |   |               |       | 278                      | H     | Rider         | 43 40 |
|                           |   |            |       |           |   |            |       |            |   |               |       | 322                      | A     | Manhattan     | 72 54 |
|                           |   |            |       |           |   |            |       |            |   |               |       | 322                      | H     | Manhattan     | 43 26 |
|                           |   |            |       |           |   |            |       |            |   |               |       | 327                      | A     | Saint Peter's | 57 47 |
|                           |   |            |       |           |   |            |       |            |   |               |       | 327                      | H     | Saint Peter's | 57 46 |
| LAST 12 Division I GAMES: |   |            |       |           |   |            |       |            |   |               |       |                          |       |               |       |
|                           |   |            |       | 115       | N | Marist     | 50 67 |            |   | 261           | H     | Canisius                 | 61 58 |               |       |
|                           |   |            |       | 239       | N | Niagara    | 65 57 |            |   | 322           | H     | Manhattan                | 43 26 |               |       |
|                           |   |            |       | 322       | A | Manhattan  | 72 54 |            |   | 239           | A     | Niagara                  | 56 66 |               |       |
|                           |   |            |       | 194       | A | Iona       | 74 62 |            |   | 261           | A     | Canisius                 | 63 54 |               |       |
|                           |   |            |       | 115       | H | Marist     | 50 56 |            |   | 241           | H     | Monmouth                 | 54 52 |               |       |
|                           |   |            |       | 169       | H | Siena      | 47 54 |            |   | 194           | H     | Iona                     | 77 66 |               |       |

Non-Div I Games:

Fairfield

■ Loss, 
 ■ Non-Conf, 
 ■ S Site, 
 ■ H Home 
 ■ A Away 
 N Neutral

|                   |          |           |                |            |             |               |      |      |       |           |
|-------------------|----------|-----------|----------------|------------|-------------|---------------|------|------|-------|-----------|
| Average RPI Win:  | 284      | WON-LOST  | WINNING        | LAST 10    | STRENGTH OF | OPP. STRENGTH | TEAM | ADJ. | CONF. | ADJ CONF. |
| Average RPI Loss: | 215      | RECORD    | PCT. RANK      | GAMES      | SCHEDULE    | OF SCHEDULE   | RPI  | RPI  | RPI   | RPI       |
| DIV. I ONLY       | 10- 20   | 261       | 4- 6           | 321        | 317         | 301           | 301  | 29   | 29    |           |
| DIV. I NON-CONF.  | 3- 8     | 263       | 0- 0           | 307        | 300         | 304           | 304  | 28   | 28    |           |
| TOTALS            | RPI 1-25 | RPI 26-50 | W-L RECORDS    | RPI 51-100 | RPI 101-150 | RPI 150+      |      |      |       |           |
| 10- 20            | 0- 0     | 0- 0      | OVERALL        | 1- 1       | 0- 4        | 9- 15         |      |      |       |           |
| 5- 8              | 0- 0     | 0- 0      | HOME           | 1- 1       | 0- 2        | 4- 5          |      |      |       |           |
| 5- 12             | 0- 0     | 0- 0      | AWAY           | 0- 0       | 0- 2        | 5- 10         |      |      |       |           |
| 0- 0              | 0- 0     | 0- 0      | NEUTRAL        | 0- 0       | 0- 0        | 0- 0          |      |      |       |           |
| 3- 8              | 0- 0     | 0- 0      | NON-CONFERENCE | 1- 1       | 0- 0        | 2- 7          |      |      |       |           |
| 1- 3              | 0- 0     | 0- 0      | HOME           | 1- 1       | 0- 0        | 0- 2          |      |      |       |           |
| 2- 5              | 0- 0     | 0- 0      | AWAY           | 0- 0       | 0- 0        | 2- 5          |      |      |       |           |
| 0- 0              | 0- 0     | 0- 0      | NEUTRAL        | 0- 0       | 0- 0        | 0- 0          |      |      |       |           |
| 7- 12             | 0- 0     | 0- 0      | CONFERENCE     | 0- 0       | 0- 4        | 7- 8          |      |      |       |           |
| 4- 5              | 0- 0     | 0- 0      | HOME           | 0- 0       | 0- 2        | 4- 3          |      |      |       |           |
| 3- 7              | 0- 0     | 0- 0      | AWAY           | 0- 0       | 0- 2        | 3- 5          |      |      |       |           |
| 0- 0              | 0- 0     | 0- 0      | NEUTRAL        | 0- 0       | 0- 0        | 0- 0          |      |      |       |           |

| RPI S                     | Opponent | Score                | RPI S | Opponent | Score | RPI S | Opponent           | Score | RPI S | Opponent               | Score | Team's RPI: 301 |
|---------------------------|----------|----------------------|-------|----------|-------|-------|--------------------|-------|-------|------------------------|-------|-----------------|
|                           |          |                      |       |          |       | 75    | H West Virginia    | 52 80 | 143   | A Bryant               | 77 82 |                 |
|                           |          |                      |       |          |       | 96    | H Army             | 56 48 | 143   | H Bryant               | 61 63 |                 |
|                           |          |                      |       |          |       |       |                    |       | 146   | A Central Conn. St.    | 53 82 |                 |
|                           |          |                      |       |          |       |       |                    |       | 146   | H Central Conn. St.    | 56 77 |                 |
|                           |          |                      |       |          |       |       |                    |       | 164   | H Bucknell             | 60 61 |                 |
|                           |          |                      |       |          |       |       |                    |       | 169   | A Siena                | 63 72 |                 |
|                           |          |                      |       |          |       |       |                    |       | 203   | A Robert Morris        | 58 71 |                 |
|                           |          |                      |       |          |       |       |                    |       | 203   | A Robert Morris        | 61 89 |                 |
|                           |          |                      |       |          |       |       |                    |       | 203   | H Robert Morris        | 68 69 |                 |
|                           |          |                      |       |          |       |       |                    |       | 218   | A UMass Lowell         | 67 78 |                 |
|                           |          |                      |       |          |       |       |                    |       | 219   | A Sacred Heart         | 65 66 |                 |
|                           |          |                      |       |          |       |       |                    |       | 219   | H Sacred Heart         | 84 75 |                 |
|                           |          |                      |       |          |       |       |                    |       | 231   | A Brown                | 74 79 |                 |
|                           |          |                      |       |          |       |       |                    |       | 241   | A Monmouth             | 66 71 |                 |
|                           |          |                      |       |          |       |       |                    |       | 268   | A St. Francis Brooklyn | 60 57 |                 |
|                           |          |                      |       |          |       |       |                    |       | 268   | H St. Francis Brooklyn | 61 72 |                 |
|                           |          |                      |       |          |       |       |                    |       | 290   | A Columbia             | 55 72 |                 |
|                           |          |                      |       |          |       |       |                    |       | 298   | H NJIT                 | 64 68 |                 |
|                           |          |                      |       |          |       |       |                    |       | 308   | A LIU Brooklyn         | 71 81 |                 |
|                           |          |                      |       |          |       |       |                    |       | 308   | H LIU Brooklyn         | 75 79 |                 |
|                           |          |                      |       |          |       |       |                    |       | 319   | A Saint Francis (PA)   | 78 65 |                 |
|                           |          |                      |       |          |       |       |                    |       | 319   | H Saint Francis (PA)   | 78 63 |                 |
|                           |          |                      |       |          |       |       |                    |       | 320   | A Mt. St. Mary's       | 54 52 |                 |
|                           |          |                      |       |          |       |       |                    |       | 320   | H Mt. St. Mary's       | 78 56 |                 |
|                           |          |                      |       |          |       |       |                    |       | 322   | A Manhattan            | 73 54 |                 |
|                           |          |                      |       |          |       |       |                    |       | 325   | A Wagner               | 75 82 |                 |
| LAST 12 Division I GAMES: |          |                      |       |          |       |       |                    |       |       |                        |       |                 |
| 203                       | A        | Robert Morris        | 61    | 89       | 143   | H     | Bryant             | 61    | 63    |                        |       |                 |
| 219                       | H        | Sacred Heart         | 84    | 75       | 325   | A     | Wagner             | 75    | 82    |                        |       |                 |
| 146                       | H        | Central Conn. St.    | 56    | 77       | 319   | H     | Saint Francis (PA) | 78    | 63    |                        |       |                 |
| 219                       | A        | Sacred Heart         | 65    | 66       | 203   | H     | Robert Morris      | 68    | 69    |                        |       |                 |
| 268                       | A        | St. Francis Brooklyn | 60    | 57       | 203   | A     | Robert Morris      | 58    | 71    |                        |       |                 |
| 320                       | A        | Mt. St. Mary's       | 54    | 52       | 319   | A     | Saint Francis (PA) | 78    | 65    |                        |       |                 |

Non-Div I Games:

Fairleigh Dickinson

■ Loss, 
 ■ Non-Conf, 
 ■ S Site, 
 ■ H Home 
 ■ A Away 
 N Neutral

| RPI | S | Opponent      | Score |    |
|-----|---|---------------|-------|----|
| 325 | H | Wagner        | 72    | 70 |
| 327 | A | Saint Peter's | 76    | 59 |

F  
a  
i  
r  
l  
e  
i  
g  
h  
D  
i  
c  
k  
i  
n  
s  
o  
n

F  
a  
i  
r  
l  
e  
i  
g  
h  
D  
i  
c  
k  
i  
n  
s  
o  
n

Fairleigh Dickinson

Fla. Atlantic

Through Games Of March 10, 2015

|                   |          |           |                |            |             |               |      |      |       |           |
|-------------------|----------|-----------|----------------|------------|-------------|---------------|------|------|-------|-----------|
| Average RPI Win:  | 236      | WON-LOST  | WINNING        | LAST 10    | STRENGTH OF | OPP. STRENGTH | TEAM | ADJ. | CONF. | ADJ CONF. |
| Average RPI Loss: | 142      | RECORD    | PCT. RANK      | GAMES      | SCHEDULE    | OF SCHEDULE   | RPI  | RPI  | RPI   | RPI       |
| DIV. I ONLY       | 12- 16   | 226       | 3- 7           | 144        | 251         | 217           | 217  | 17   | 17    |           |
| DIV. I NON-CONF.  | 5- 5     | 158       | 0- 0           | 166        | 327         | 193           | 193  | 18   | 18    |           |
| TOTALS            | RPI 1-25 | RPI 26-50 | W-L RECORDS    | RPI 51-100 | RPI 101-150 | RPI 150+      |      |      |       |           |
| 12- 16            | 0- 0     | 0- 2      | OVERALL        | 0- 5       | 1- 3        | 11- 6         |      |      |       |           |
| 8- 6              | 0- 0     | 0- 1      | HOME           | 0- 2       | 1- 2        | 7- 1          |      |      |       |           |
| 4- 9              | 0- 0     | 0- 0      | AWAY           | 0- 0       | 0- 0        | 4- 1          |      |      |       |           |
| 0- 1              | 0- 0     | 0- 0      | NEUTRAL        | 0- 0       | 0- 1        | 0- 0          |      |      |       |           |
| 5- 5              | 0- 0     | 0- 0      | NON-CONFERENCE | 0- 2       | 1- 1        | 4- 2          |      |      |       |           |
| 4- 1              | 0- 0     | 0- 0      | HOME           | 0- 0       | 1- 0        | 3- 1          |      |      |       |           |
| 1- 3              | 0- 0     | 0- 0      | AWAY           | 0- 2       | 0- 0        | 1- 1          |      |      |       |           |
| 0- 1              | 0- 0     | 0- 0      | NEUTRAL        | 0- 0       | 0- 1        | 0- 0          |      |      |       |           |
| 7- 11             | 0- 0     | 0- 2      | CONFERENCE     | 0- 3       | 0- 2        | 7- 4          |      |      |       |           |
| 4- 5              | 0- 0     | 0- 1      | HOME           | 0- 2       | 0- 2        | 4- 0          |      |      |       |           |
| 3- 6              | 0- 0     | 0- 1      | AWAY           | 0- 1       | 0- 0        | 3- 4          |      |      |       |           |
| 0- 0              | 0- 0     | 0- 0      | NEUTRAL        | 0- 0       | 0- 0        | 0- 0          |      |      |       |           |

| RPI S                     | Opponent       | Score | RPI S | Opponent         | Score | RPI S | Opponent         | Score  | RPI S | Opponent          | Score | Team's RPI: 217 |
|---------------------------|----------------|-------|-------|------------------|-------|-------|------------------|--------|-------|-------------------|-------|-----------------|
| 30                        | A Western Ky.  | 43 80 | 30    | H Western Ky.    | 74 85 | 66    | A Middle Tenn.   | 60 73  | 111   | H Cleveland St.   | 79 74 |                 |
|                           |                |       |       |                  |       | 66    | H Middle Tenn.   | 69 101 | 121   | H Louisiana Tech  | 68 73 |                 |
|                           |                |       |       |                  |       | 80    | A Colorado St.   | 46 59  | 128   | H Old Dominion    | 44 72 |                 |
|                           |                |       |       |                  |       | 93    | H Southern Miss. | 65 67  | 135   | N New Mexico St.  | 44 57 |                 |
|                           |                |       |       |                  |       | 97    | A Long Beach St. | 60 85  | 173   | A UTSA            | 45 68 |                 |
|                           |                |       |       |                  |       |       |                  |        | 174   | H Charlotte       | 71 68 |                 |
|                           |                |       |       |                  |       |       |                  |        | 175   | A Marshall        | 59 66 |                 |
|                           |                |       |       |                  |       |       |                  |        | 175   | H Marshall        | 83 73 |                 |
|                           |                |       |       |                  |       |       |                  |        | 182   | A UAB             | 56 59 |                 |
|                           |                |       |       |                  |       |       |                  |        | 182   | H UAB             | 66 56 |                 |
|                           |                |       |       |                  |       |       |                  |        | 222   | H UNCW            | 84 80 |                 |
|                           |                |       |       |                  |       |       |                  |        | 233   | H Western Ill.    | 90 88 |                 |
|                           |                |       |       |                  |       |       |                  |        | 244   | A UTEP            | 68 63 |                 |
|                           |                |       |       |                  |       |       |                  |        | 253   | A Bethune-Cookman | 88 68 |                 |
|                           |                |       |       |                  |       |       |                  |        | 266   | A Rice            | 82 70 |                 |
|                           |                |       |       |                  |       |       |                  |        | 271   | A UCF             | 74 94 |                 |
|                           |                |       |       |                  |       |       |                  |        | 298   | H NJIT            | 57 65 |                 |
|                           |                |       |       |                  |       |       |                  |        | 304   | H Northeastern    | 81 74 |                 |
|                           |                |       |       |                  |       |       |                  |        | 330   | A North Texas     | 55 74 |                 |
|                           |                |       |       |                  |       |       |                  |        | 333   | A FIU             | 79 63 |                 |
|                           |                |       |       |                  |       |       |                  |        | 333   | H FIU             | 77 63 |                 |
| LAST 12 Division I GAMES: |                |       |       |                  |       |       |                  |        |       |                   |       |                 |
| 66                        | A Middle Tenn. | 60 73 | 93    | H Southern Miss. | 65 67 |       |                  |        |       |                   |       |                 |
| 182                       | A UAB          | 56 59 | 121   | H Louisiana Tech | 68 73 |       |                  |        |       |                   |       |                 |
| 175                       | H Marshall     | 83 73 | 173   | A UTSA           | 45 68 |       |                  |        |       |                   |       |                 |
| 30                        | H Western Ky.  | 74 85 | 244   | A UTEP           | 68 63 |       |                  |        |       |                   |       |                 |
| 266                       | A Rice         | 82 70 | 128   | H Old Dominion   | 44 72 |       |                  |        |       |                   |       |                 |
| 330                       | A North Texas  | 55 74 | 174   | H Charlotte      | 71 68 |       |                  |        |       |                   |       |                 |

Non-Div I Games: Webber Int'l 111 76

Fla. Atlantic

Loss, Non-Conf, S Site, H Home A Away N Neutral

|                   |               |            |                |            |             |               |            |          |          |           |
|-------------------|---------------|------------|----------------|------------|-------------|---------------|------------|----------|----------|-----------|
| Average RPI Win:  | <b>187</b>    | WON-LOST   | WINNING        | LAST 10    | STRENGTH OF | OPP. STRENGTH | TEAM       | ADJ.     | CONF.    | ADJ CONF. |
| Average RPI Loss: | <b>74</b>     | RECORD     | PCT. RANK      | GAMES      | SCHEDULE    | OF SCHEDULE   | RPI        | RPI      | RPI      | RPI       |
| DIV. I ONLY       | <b>13- 17</b> | <b>218</b> | <b>3- 7</b>    | <b>79</b>  | <b>54</b>   | <b>161</b>    | <b>161</b> | <b>2</b> | <b>2</b> |           |
| DIV. I NON-CONF.  | <b>8- 5</b>   | <b>123</b> | <b>0- 0</b>    | <b>266</b> | <b>211</b>  | <b>191</b>    | <b>191</b> | <b>4</b> | <b>4</b> |           |
| TOTALS            | RPI 1-25      | RPI 26-50  | W-L RECORDS    | RPI 51-100 | RPI 101-150 | RPI 150+      |            |          |          |           |
| 13- 17            | 0- 4          | 2- 2       | OVERALL        | 2- 4       | 1- 5        | 8- 2          |            |          |          |           |
| 8- 9              | 0- 2          | 2- 0       | HOME           | 0- 3       | 0- 3        | 6- 1          |            |          |          |           |
| 5- 7              | 0- 2          | 0- 2       | AWAY           | 2- 1       | 1- 1        | 2- 1          |            |          |          |           |
| 0- 1              | 0- 0          | 0- 0       | NEUTRAL        | 0- 0       | 0- 1        | 0- 0          |            |          |          |           |
| 8- 5              | 0- 1          | 1- 0       | NON-CONFERENCE | 0- 1       | 0- 1        | 7- 2          |            |          |          |           |
| 7- 2              | 0- 0          | 1- 0       | HOME           | 0- 0       | 0- 1        | 6- 1          |            |          |          |           |
| 1- 3              | 0- 1          | 0- 0       | AWAY           | 0- 1       | 0- 0        | 1- 1          |            |          |          |           |
| 0- 0              | 0- 0          | 0- 0       | NEUTRAL        | 0- 0       | 0- 0        | 0- 0          |            |          |          |           |
| 5- 12             | 0- 3          | 1- 2       | CONFERENCE     | 2- 3       | 1- 4        | 1- 0          |            |          |          |           |
| 1- 7              | 0- 2          | 1- 0       | HOME           | 0- 3       | 0- 2        | 0- 0          |            |          |          |           |
| 4- 4              | 0- 1          | 0- 2       | AWAY           | 2- 0       | 1- 1        | 1- 0          |            |          |          |           |
| 0- 1              | 0- 0          | 0- 0       | NEUTRAL        | 0- 0       | 0- 1        | 0- 0          |            |          |          |           |

| RPI 1-25                  |   |                 |              | RPI 26-50 |   |                 |              | RPI 51-100 |   |                 |              | RPI 101+ Team's RPI: 161 |   |                |              |
|---------------------------|---|-----------------|--------------|-----------|---|-----------------|--------------|------------|---|-----------------|--------------|--------------------------|---|----------------|--------------|
| RPI                       | S | Opponent        | Score        | RPI       | S | Opponent        | Score        | RPI        | S | Opponent        | Score        | RPI                      | S | Opponent       | Score        |
| 2                         | H | Tennessee       | 56 <b>64</b> | 29        | A | Mississippi St. | 62 <b>75</b> | 58         | H | LSU             | 65 <b>68</b> | 101                      | H | Ole Miss       | 57 <b>64</b> |
| 3                         | H | South Carolina  | 42 <b>77</b> | 34        | A | Texas A&M       | 46 <b>66</b> | 59         | A | Georgia         | 51 48        | 102                      | A | Missouri       | 47 <b>66</b> |
| 8                         | A | Kentucky        | 56 <b>62</b> | 44        | H | Arkansas        | 72 58        | 59         | H | Georgia         | 45 <b>52</b> | 102                      | H | Missouri       | 52 <b>68</b> |
| 10                        | A | Florida St.     | 51 <b>77</b> | 45        | H | Stetson         | 59 54        | 63         | A | Vanderbilt      | 67 58        | 134                      | H | Eastern Wash.  | 56 <b>67</b> |
|                           |   |                 |              |           |   |                 |              | 63         | H | Vanderbilt      | 75 <b>76</b> | 150                      | A | Auburn         | 63 50        |
|                           |   |                 |              |           |   |                 |              | 85         | A | St. John's (NY) | 66 <b>72</b> | 150                      | N | Auburn         | 49 <b>71</b> |
|                           |   |                 |              |           |   |                 |              |            |   |                 |              | 153                      | A | Savannah St.   | 58 <b>68</b> |
|                           |   |                 |              |           |   |                 |              |            |   |                 |              | 160                      | H | Wisconsin      | 48 <b>51</b> |
|                           |   |                 |              |           |   |                 |              |            |   |                 |              | 199                      | A | Alabama        | 53 49        |
|                           |   |                 |              |           |   |                 |              |            |   |                 |              | 200                      | H | Virginia Tech  | 73 44        |
|                           |   |                 |              |           |   |                 |              |            |   |                 |              | 209                      | H | Jacksonville   | 84 73        |
|                           |   |                 |              |           |   |                 |              |            |   |                 |              | 230                      | H | Southern U.    | 78 49        |
|                           |   |                 |              |           |   |                 |              |            |   |                 |              | 237                      | H | North Florida  | 63 51        |
|                           |   |                 |              |           |   |                 |              |            |   |                 |              | 300                      | A | Georgetown     | 81 73        |
|                           |   |                 |              |           |   |                 |              |            |   |                 |              | 343                      | H | Longwood       | 91 46        |
|                           |   |                 |              |           |   |                 |              |            |   |                 |              | 348                      | H | Charleston So. | 92 64        |
| LAST 12 Division I GAMES: |   |                 |              |           |   |                 |              |            |   |                 |              |                          |   |                |              |
| 150                       | N | Auburn          | 49 <b>71</b> | 59        | A | Georgia         | 51 48        |            |   |                 |              |                          |   |                |              |
| 59                        | H | Georgia         | 45 <b>52</b> | 2         | H | Tennessee       | 56 <b>64</b> |            |   |                 |              |                          |   |                |              |
| 199                       | A | Alabama         | 53 49        | 63        | A | Vanderbilt      | 67 58        |            |   |                 |              |                          |   |                |              |
| 34                        | A | Texas A&M       | 46 <b>66</b> | 102       | H | Missouri        | 52 <b>68</b> |            |   |                 |              |                          |   |                |              |
| 63                        | H | Vanderbilt      | 75 <b>76</b> | 44        | H | Arkansas        | 72 58        |            |   |                 |              |                          |   |                |              |
| 29                        | A | Mississippi St. | 62 <b>75</b> | 3         | H | South Carolina  | 42 <b>77</b> |            |   |                 |              |                          |   |                |              |

Non-Div I Games:

Florida

■ Loss, 
 ■ Non-Conf, 
 ■ S Site, 
 ■ H Home 
 ■ A Away 
 N Neutral

## Florida A&amp;M

Through Games Of March 10, 2015

|                   |          |           |                |            |             |               |      |      |       |           |
|-------------------|----------|-----------|----------------|------------|-------------|---------------|------|------|-------|-----------|
| Average RPI Win:  | 320      | WON-LOST  | WINNING        | LAST 10    | STRENGTH OF | OPP. STRENGTH | TEAM | ADJ. | CONF. | ADJ CONF. |
| Average RPI Loss: | 218      | RECORD    | PCT. RANK      | GAMES      | SCHEDULE    | OF SCHEDULE   | RPI  | RPI  | RPI   | RPI       |
| DIV. I ONLY       | 7- 21    | 296       | 2- 8           | 341        | 328         | 336           | 336  | 31   | 31    |           |
| DIV. I NON-CONF.  | 2- 9     | 297       | 0- 0           | 310        | 292         | 329           | 329  | 29   | 29    |           |
| TOTALS            | RPI 1-25 | RPI 26-50 | W-L RECORDS    | RPI 51-100 | RPI 101-150 | RPI 150+      |      |      |       |           |
| 7- 21             | 0- 0     | 0- 0      | OVERALL        | 0- 1       | 0- 2        | 7- 18         |      |      |       |           |
| 3- 7              | 0- 0     | 0- 0      | HOME           | 0- 0       | 0- 2        | 3- 5          |      |      |       |           |
| 2- 13             | 0- 0     | 0- 0      | AWAY           | 0- 1       | 0- 0        | 2- 12         |      |      |       |           |
| 2- 1              | 0- 0     | 0- 0      | NEUTRAL        | 0- 0       | 0- 0        | 2- 1          |      |      |       |           |
| 2- 9              | 0- 0     | 0- 0      | NON-CONFERENCE | 0- 1       | 0- 1        | 2- 7          |      |      |       |           |
| 0- 2              | 0- 0     | 0- 0      | HOME           | 0- 0       | 0- 1        | 0- 1          |      |      |       |           |
| 0- 7              | 0- 0     | 0- 0      | AWAY           | 0- 1       | 0- 0        | 0- 6          |      |      |       |           |
| 2- 0              | 0- 0     | 0- 0      | NEUTRAL        | 0- 0       | 0- 0        | 2- 0          |      |      |       |           |
| 5- 12             | 0- 0     | 0- 0      | CONFERENCE     | 0- 0       | 0- 1        | 5- 11         |      |      |       |           |
| 3- 5              | 0- 0     | 0- 0      | HOME           | 0- 0       | 0- 1        | 3- 4          |      |      |       |           |
| 2- 6              | 0- 0     | 0- 0      | AWAY           | 0- 0       | 0- 0        | 2- 6          |      |      |       |           |
| 0- 1              | 0- 0     | 0- 0      | NEUTRAL        | 0- 0       | 0- 0        | 0- 1          |      |      |       |           |

| RPI 1-25                  |   |          | RPI 26-50 |     |   | RPI 51-100      |       |     | RPI 101+ |            |       | Team's RPI: 336    |    |    |
|---------------------------|---|----------|-----------|-----|---|-----------------|-------|-----|----------|------------|-------|--------------------|----|----|
| RPI                       | S | Opponent | Score     | RPI | S | Opponent        | Score | RPI | S        | Opponent   | Score |                    |    |    |
|                           |   |          |           |     |   |                 |       | 66  | A        | Miami (FL) | 47    | 83                 |    |    |
|                           |   |          |           |     |   |                 |       |     |          | 105        | H     | Hampton            | 52 | 80 |
|                           |   |          |           |     |   |                 |       |     |          | 112        | H     | Troy               | 59 | 65 |
|                           |   |          |           |     |   |                 |       |     |          | 153        | A     | Savannah St.       | 55 | 77 |
|                           |   |          |           |     |   |                 |       |     |          | 153        | H     | Savannah St.       | 51 | 72 |
|                           |   |          |           |     |   |                 |       |     |          | 159        | A     | Kennesaw St.       | 58 | 79 |
|                           |   |          |           |     |   |                 |       |     |          | 181        | A     | N.C. A&T           | 42 | 78 |
|                           |   |          |           |     |   |                 |       |     |          | 181        | H     | N.C. A&T           | 48 | 67 |
|                           |   |          |           |     |   |                 |       |     |          | 191        | A     | Mercer             | 47 | 61 |
|                           |   |          |           |     |   |                 |       |     |          | 199        | A     | Alabama            | 44 | 60 |
|                           |   |          |           |     |   |                 |       |     |          | 230        | A     | Southern U.        | 69 | 80 |
|                           |   |          |           |     |   |                 |       |     |          | 253        | A     | Bethune-Cookman    | 64 | 76 |
|                           |   |          |           |     |   |                 |       |     |          | 253        | H     | Bethune-Cookman    | 57 | 70 |
|                           |   |          |           |     |   |                 |       |     |          | 253        | N     | Bethune-Cookman    | 41 | 53 |
|                           |   |          |           |     |   |                 |       |     |          | 255        | A     | SMU                | 46 | 77 |
|                           |   |          |           |     |   |                 |       |     |          | 265        | H     | Norfolk St.        | 50 | 68 |
|                           |   |          |           |     |   |                 |       |     |          | 277        | H     | Alabama St.        | 49 | 64 |
|                           |   |          |           |     |   |                 |       |     |          | 284        | A     | South Carolina St. | 55 | 50 |
|                           |   |          |           |     |   |                 |       |     |          | 293        | A     | Morgan St.         | 50 | 57 |
|                           |   |          |           |     |   |                 |       |     |          | 296        | N     | Sam Houston St.    | 69 | 67 |
|                           |   |          |           |     |   |                 |       |     |          | 309        | N     | UNC Greensboro     | 70 | 64 |
|                           |   |          |           |     |   |                 |       |     |          | 328        | H     | UMES               | 64 | 54 |
|                           |   |          |           |     |   |                 |       |     |          | 332        | A     | Southeastern La.   | 67 | 69 |
|                           |   |          |           |     |   |                 |       |     |          | 338        | A     | Coppin St.         | 65 | 70 |
|                           |   |          |           |     |   |                 |       |     |          | 339        | A     | N.C. Central       | 48 | 59 |
|                           |   |          |           |     |   |                 |       |     |          | 339        | H     | N.C. Central       | 65 | 58 |
|                           |   |          |           |     |   |                 |       |     |          | 340        | H     | Howard             | 65 | 51 |
| LAST 12 Division I GAMES: |   |          |           |     |   |                 |       |     |          |            |       |                    |    |    |
|                           |   |          |           | 253 | N | Bethune-Cookman | 41    | 53  |          | 181        | H     | N.C. A&T           | 48 | 67 |
|                           |   |          |           | 153 | H | Savannah St.    | 51    | 72  |          | 347        | A     | Delaware St.       | 78 | 63 |
|                           |   |          |           | 181 | A | N.C. A&T        | 42    | 78  |          | 339        | A     | N.C. Central       | 48 | 59 |
|                           |   |          |           | 153 | A | Savannah St.    | 55    | 77  |          | 253        | H     | Bethune-Cookman    | 57 | 70 |
|                           |   |          |           | 253 | A | Bethune-Cookman | 64    | 76  |          | 328        | H     | UMES               | 64 | 54 |
|                           |   |          |           | 339 | H | N.C. Central    | 65    | 58  |          | 340        | H     | Howard             | 65 | 51 |

Non-Div I Games: Webber Int'l 52 41

Florida A&amp;M

■ Loss, 
 ■ Non-Conf, 
 ■ S Site, 
 ■ Home 
 ■ A Away 
 N Neutral

| RPI | S | Opponent     | Score |
|-----|---|--------------|-------|
| 347 | A | Delaware St. | 78 63 |

F  
l  
o  
r  
i  
d  
a  
  
A  
&  
  
M

F  
l  
o  
r  
i  
d  
a  
  
A  
&  
  
M

Florida A&M



| Average RPI Win:  | 135      | WON-LOST  | WINNING        | LAST 10    | STRENGTH OF | OPP. STRENGTH | TEAM | ADJ. | CONF. | ADJ CONF. |
|-------------------|----------|-----------|----------------|------------|-------------|---------------|------|------|-------|-----------|
| Average RPI Loss: | 13       | RECORD    | PCT. RANK      | GAMES      | SCHEDULE    | OF SCHEDULE   | RPI  | RPI  | RPI   | RPI       |
| DIV. I ONLY       | 29- 4    | 12        | 8- 2           | 42         | 26          | 10            | 10   | 3    | 3     |           |
| DIV. I NON-CONF.  | 13- 1    | 4         | 0- 0           | 165        | 125         | 33            | 33   | 3    | 3     |           |
| TOTALS            | RPI 1-25 | RPI 26-50 | W-L RECORDS    | RPI 51-100 | RPI 101-150 | RPI 150+      |      |      |       |           |
| 29- 4             | 3- 3     | 2- 1      | OVERALL        | 5- 0       | 6- 0        | 13- 0         |      |      |       |           |
| 14- 0             | 2- 0     | 2- 0      | HOME           | 2- 0       | 0- 0        | 8- 0          |      |      |       |           |
| 9- 2              | 0- 2     | 0- 0      | AWAY           | 3- 0       | 4- 0        | 2- 0          |      |      |       |           |
| 6- 2              | 1- 1     | 0- 1      | NEUTRAL        | 0- 0       | 2- 0        | 3- 0          |      |      |       |           |
| 13- 1             | 0- 0     | 0- 1      | NON-CONFERENCE | 1- 0       | 4- 0        | 8- 0          |      |      |       |           |
| 6- 0              | 0- 0     | 0- 0      | HOME           | 0- 0       | 0- 0        | 6- 0          |      |      |       |           |
| 3- 0              | 0- 0     | 0- 0      | AWAY           | 1- 0       | 2- 0        | 0- 0          |      |      |       |           |
| 4- 1              | 0- 0     | 0- 1      | NEUTRAL        | 0- 0       | 2- 0        | 2- 0          |      |      |       |           |
| 16- 3             | 3- 3     | 2- 0      | CONFERENCE     | 4- 0       | 2- 0        | 5- 0          |      |      |       |           |
| 8- 0              | 2- 0     | 2- 0      | HOME           | 2- 0       | 0- 0        | 2- 0          |      |      |       |           |
| 6- 2              | 0- 2     | 0- 0      | AWAY           | 2- 0       | 2- 0        | 2- 0          |      |      |       |           |
| 2- 1              | 1- 1     | 0- 0      | NEUTRAL        | 0- 0       | 0- 0        | 1- 0          |      |      |       |           |

| RPI S                     | Opponent             | Score | RPI S | Opponent         | Score | RPI S | Opponent             | Score | RPI S | Opponent          | Score  |
|---------------------------|----------------------|-------|-------|------------------|-------|-------|----------------------|-------|-------|-------------------|--------|
| 1                         | A Notre Dame         | 68 74 | 32    | N Washington     | 68 80 | 53    | A Tulane             | 65 54 | 110   | A Virginia        | 65 56  |
| 1                         | N Notre Dame         | 58 71 | 35    | H Syracuse       | 62 52 | 66    | A Miami (FL)         | 69 55 | 118   | A Boston College  | 86 68  |
| 7                         | H Louisville         | 68 63 | 41    | H Pittsburgh     | 58 43 | 66    | H Miami (FL)         | 80 60 | 130   | A Purdue          | 67 64  |
| 7                         | N Louisville         | 66 51 |       |                  |       | 82    | H North Carolina St. | 72 52 | 140   | A Temple          | 66 62  |
| 15                        | H Duke               | 74 58 |       |                  |       | 87    | A Georgia Tech       | 82 62 | 142   | N Hartford        | 69 59  |
| 17                        | A North Carolina     | 63 71 |       |                  |       |       |                      |       | 145   | N Furman          | 94 63  |
|                           |                      |       |       |                  |       |       |                      |       | 153   | H Savannah St.    | 97 51  |
|                           |                      |       |       |                  |       |       |                      |       | 161   | H Florida         | 77 51  |
|                           |                      |       |       |                  |       |       |                      |       | 182   | H UAB             | 92 62  |
|                           |                      |       |       |                  |       |       |                      |       | 185   | H Wake Forest     | 110 80 |
|                           |                      |       |       |                  |       |       |                      |       | 192   | N Massachusetts   | 73 47  |
|                           |                      |       |       |                  |       |       |                      |       | 198   | A Clemson         | 82 52  |
|                           |                      |       |       |                  |       |       |                      |       | 198   | H Clemson         | 81 38  |
|                           |                      |       |       |                  |       |       |                      |       | 200   | A Virginia Tech   | 59 44  |
|                           |                      |       |       |                  |       |       |                      |       | 200   | N Virginia Tech   | 82 43  |
|                           |                      |       |       |                  |       |       |                      |       | 209   | H Jacksonville    | 73 46  |
|                           |                      |       |       |                  |       |       |                      |       | 237   | H North Florida   | 79 58  |
|                           |                      |       |       |                  |       |       |                      |       | 253   | H Bethune-Cookman | 103 34 |
|                           |                      |       |       |                  |       |       |                      |       | 299   | N Eastern Ill.    | 91 55  |
| LAST 12 Division I GAMES: |                      |       |       |                  |       |       |                      |       |       |                   |        |
| 1                         | N Notre Dame         | 58 71 | 198   | H Clemson        | 81 38 |       |                      |       |       |                   |        |
| 7                         | N Louisville         | 66 51 | 110   | A Virginia       | 65 56 |       |                      |       |       |                   |        |
| 200                       | N Virginia Tech      | 82 43 | 17    | A North Carolina | 63 71 |       |                      |       |       |                   |        |
| 66                        | A Miami (FL)         | 69 55 | 66    | H Miami (FL)     | 80 60 |       |                      |       |       |                   |        |
| 82                        | H North Carolina St. | 72 52 | 35    | H Syracuse       | 62 52 |       |                      |       |       |                   |        |
| 118                       | A Boston College     | 86 68 | 87    | A Georgia Tech   | 82 62 |       |                      |       |       |                   |        |

Non-Div I Games:

Florida St.

■ Loss, 
 ■ Non-Conf, S Site, 
 ■ Home 
 ■ Away 
 N Neutral

|                             |          |           |                |             |               |          |      |       |           |
|-----------------------------|----------|-----------|----------------|-------------|---------------|----------|------|-------|-----------|
| Average RPI Win: <b>184</b> | WON-LOST | WINNING   | LAST 10        | STRENGTH OF | OPP. STRENGTH | TEAM     | ADJ. | CONF. | ADJ CONF. |
| Average RPI Loss: <b>66</b> | RECORD   | PCT. RANK | GAMES          | SCHEDULE    | OF SCHEDULE   | RPI      | RPI  | RPI   | RPI       |
| DIV. I ONLY                 | 20- 11   | 84        | 5- 5           | 67          | 91            | 73       | 73   | 6     | 6         |
| DIV. I NON-CONF.            | 8- 5     | 123       | 0- 0           | 89          | 214           | 102      | 102  | 6     | 6         |
| -----                       |          |           |                |             |               |          |      |       |           |
| TOTALS                      | RPI 1-25 | RPI 26-50 | W-L RECORDS    | RPI 51-100  | RPI 101-150   | RPI 150+ |      |       |           |
| 20- 11                      | 0- 4     | 0- 3      | OVERALL        | 4- 1        | 4- 1          | 12- 2    |      |       |           |
| 10- 5                       | 0- 2     | 0- 2      | HOME           | 2- 0        | 2- 0          | 6- 1     |      |       |           |
| 8- 4                        | 0- 0     | 0- 0      | AWAY           | 1- 0        | 2- 0          | 5- 0     |      |       |           |
| 2- 2                        | 0- 1     | 0- 0      | NEUTRAL        | 1- 1        | 0- 0          | 1- 0     |      |       |           |
| 8- 5                        | 0- 1     | 0- 2      | NON-CONFERENCE | 0- 1        | 3- 0          | 5- 1     |      |       |           |
| 4- 3                        | 0- 1     | 0- 1      | HOME           | 0- 0        | 1- 0          | 3- 1     |      |       |           |
| 3- 1                        | 0- 0     | 0- 1      | AWAY           | 0- 0        | 2- 0          | 1- 0     |      |       |           |
| 1- 1                        | 0- 0     | 0- 0      | NEUTRAL        | 0- 1        | 0- 0          | 1- 0     |      |       |           |
| 12- 6                       | 0- 3     | 0- 1      | CONFERENCE     | 4- 0        | 1- 1          | 7- 1     |      |       |           |
| 6- 2                        | 0- 1     | 0- 1      | HOME           | 2- 0        | 1- 0          | 3- 0     |      |       |           |
| 5- 3                        | 0- 1     | 0- 0      | AWAY           | 1- 0        | 0- 1          | 4- 1     |      |       |           |
| 1- 1                        | 0- 1     | 0- 0      | NEUTRAL        | 1- 0        | 0- 0          | 0- 0     |      |       |           |

| RPI 1-25                  |   |                   |              | RPI 26-50 |   |                 |              | RPI 51-100 Team's RPI: 73 |   |                |              | RPI 101+ |   |                   |              |
|---------------------------|---|-------------------|--------------|-----------|---|-----------------|--------------|---------------------------|---|----------------|--------------|----------|---|-------------------|--------------|
| RPI                       | S | Opponent          | Score        | RPI       | S | Opponent        | Score        | RPI                       | S | Opponent       | Score        | RPI      | S | Opponent          | Score        |
| 11                        | A | George Washington | 65 <b>83</b> | 35        | A | Syracuse        | 42 <b>59</b> | 79                        | N | Drake          | 56 <b>62</b> | 103      | H | Hofstra           | 60 46        |
| 11                        | N | George Washington | 60 <b>72</b> | 40        | H | Seton Hall      | 43 <b>56</b> | 86                        | A | Saint Joseph's | 48 47        | 129      | A | Rhode Island      | 56 <b>71</b> |
| 12                        | H | Princeton         | 53 <b>67</b> | 48        | H | Duquesne        | 46 <b>56</b> | 86                        | H | Saint Joseph's | 57 47        | 140      | A | Temple            | 71 64        |
| 13                        | H | Dayton            | 45 <b>59</b> |           |   |                 |              | 90                        | H | Richmond       | 65 64        | 141      | H | VCU               | 60 51        |
|                           |   |                   |              |           |   |                 |              | 90                        | N | Richmond       | 46 45        | 146      | A | Central Conn. St. | 72 36        |
|                           |   |                   |              |           |   |                 |              |                           |   |                |              | 151      | A | Saint Louis       | 50 <b>54</b> |
|                           |   |                   |              |           |   |                 |              |                           |   |                |              | 153      | H | Savannah St.      | 63 53        |
|                           |   |                   |              |           |   |                 |              |                           |   |                |              | 165      | A | St. Bonaventure   | 72 62        |
|                           |   |                   |              |           |   |                 |              |                           |   |                |              | 165      | H | St. Bonaventure   | 54 51        |
|                           |   |                   |              |           |   |                 |              |                           |   |                |              | 184      | A | La Salle          | 70 59        |
|                           |   |                   |              |           |   |                 |              |                           |   |                |              | 192      | H | Massachusetts     | 65 42        |
|                           |   |                   |              |           |   |                 |              |                           |   |                |              | 194      | H | Iona              | 51 <b>72</b> |
|                           |   |                   |              |           |   |                 |              |                           |   |                |              | 197      | A | Delaware          | 49 44        |
|                           |   |                   |              |           |   |                 |              |                           |   |                |              | 235      | A | George Mason      | 79 55        |
|                           |   |                   |              |           |   |                 |              |                           |   |                |              | 264      | A | Davidson          | 66 45        |
|                           |   |                   |              |           |   |                 |              |                           |   |                |              | 264      | H | Davidson          | 54 46        |
|                           |   |                   |              |           |   |                 |              |                           |   |                |              | 320      | H | Mt. St. Mary's    | 61 37        |
|                           |   |                   |              |           |   |                 |              |                           |   |                |              | 322      | H | Manhattan         | 70 41        |
|                           |   |                   |              |           |   |                 |              |                           |   |                |              | 341      | N | Incarinate Word   | 74 42        |
| LAST 12 Division I GAMES: |   |                   |              |           |   |                 |              |                           |   |                |              |          |   |                   |              |
| 11                        | N | George Washington | 60 <b>72</b> | 129       | A | Rhode Island    | 56 <b>71</b> |                           |   |                |              |          |   |                   |              |
| 90                        | N | Richmond          | 46 45        | 86        | A | Saint Joseph's  | 48 47        |                           |   |                |              |          |   |                   |              |
| 264                       | H | Davidson          | 54 46        | 165       | H | St. Bonaventure | 54 51        |                           |   |                |              |          |   |                   |              |
| 235                       | A | George Mason      | 79 55        | 48        | H | Duquesne        | 46 <b>56</b> |                           |   |                |              |          |   |                   |              |
| 11                        | A | George Washington | 65 <b>83</b> | 264       | A | Davidson        | 66 45        |                           |   |                |              |          |   |                   |              |
| 13                        | H | Dayton            | 45 <b>59</b> | 151       | A | Saint Louis     | 50 <b>54</b> |                           |   |                |              |          |   |                   |              |

Non-Div I Games:

Fordham

■ Loss, 
 ■ Non-Conf, 
 S Site, 
 ■ Home 
 ■ Away 
 N Neutral

|                              |          |           |                |             |               |          |      |       |           |
|------------------------------|----------|-----------|----------------|-------------|---------------|----------|------|-------|-----------|
| Average RPI Win: <b>194</b>  | WON-LOST | WINNING   | LAST 10        | STRENGTH OF | OPP. STRENGTH | TEAM     | ADJ. | CONF. | ADJ CONF. |
| Average RPI Loss: <b>123</b> | RECORD   | PCT. RANK | GAMES          | SCHEDULE    | OF SCHEDULE   | RPI      | RPI  | RPI   | RPI       |
| DIV. I ONLY                  | 20- 8    | 55        | 5- 5           | 98          | 203           | 50       | 50   | 22    | 22        |
| DIV. I NON-CONF.             | 6- 3     | 92        | 0- 0           | 12          | 124           | 23       | 23   | 19    | 19        |
| TOTALS                       | RPI 1-25 | RPI 26-50 | W-L RECORDS    | RPI 51-100  | RPI 101-150   | RPI 150+ |      |       |           |
| 20- 8                        | 0- 1     | 0- 0      | OVERALL        | 4- 3        | 3- 2          | 13- 2    |      |       |           |
| 12- 1                        | 0- 0     | 0- 0      | HOME           | 3- 0        | 3- 0          | 6- 1     |      |       |           |
| 7- 7                         | 0- 1     | 0- 0      | AWAY           | 1- 3        | 0- 2          | 6- 1     |      |       |           |
| 1- 0                         | 0- 0     | 0- 0      | NEUTRAL        | 0- 0        | 0- 0          | 1- 0     |      |       |           |
| 6- 3                         | 0- 1     | 0- 0      | NON-CONFERENCE | 2- 1        | 2- 1          | 2- 0     |      |       |           |
| 4- 0                         | 0- 0     | 0- 0      | HOME           | 1- 0        | 2- 0          | 1- 0     |      |       |           |
| 2- 3                         | 0- 1     | 0- 0      | AWAY           | 1- 1        | 0- 1          | 1- 0     |      |       |           |
| 0- 0                         | 0- 0     | 0- 0      | NEUTRAL        | 0- 0        | 0- 0          | 0- 0     |      |       |           |
| 14- 5                        | 0- 0     | 0- 0      | CONFERENCE     | 2- 2        | 1- 1          | 11- 2    |      |       |           |
| 8- 1                         | 0- 0     | 0- 0      | HOME           | 2- 0        | 1- 0          | 5- 1     |      |       |           |
| 5- 4                         | 0- 0     | 0- 0      | AWAY           | 0- 2        | 0- 1          | 5- 1     |      |       |           |
| 1- 0                         | 0- 0     | 0- 0      | NEUTRAL        | 0- 0        | 0- 0          | 1- 0     |      |       |           |

| RPI 1-25                  |   |                   |       | RPI 26-50 |   | Team's RPI: 50 |       | RPI 51-100 |   |                     |       | RPI 101+ |   |                   |       |
|---------------------------|---|-------------------|-------|-----------|---|----------------|-------|------------|---|---------------------|-------|----------|---|-------------------|-------|
| RPI                       | S | Opponent          | Score | RPI       | S | Opponent       | Score | RPI        | S | Opponent            | Score | RPI      | S | Opponent          | Score |
| 11                        | A | George Washington | 64 73 |           |   |                |       | 55         | A | San Diego           | 93 88 | 117      | A | Bakersfield       | 60 80 |
|                           |   |                   |       |           |   |                |       | 60         | H | St. Mary's (CA)     | 60 56 | 126      | A | Boise St.         | 66 75 |
|                           |   |                   |       |           |   |                |       | 80         | A | Colorado St.        | 56 70 | 126      | H | Boise St.         | 55 52 |
|                           |   |                   |       |           |   |                |       | 80         | H | Colorado St.        | 53 49 | 139      | H | UC Riverside      | 73 61 |
|                           |   |                   |       |           |   |                |       | 95         | A | Southern California | 50 68 | 147      | H | Cal Poly          | 67 56 |
|                           |   |                   |       |           |   |                |       | 100        | A | New Mexico          | 60 63 | 180      | A | Oregon            | 68 59 |
|                           |   |                   |       |           |   |                |       | 100        | H | New Mexico          | 71 65 | 212      | A | Wyoming           | 66 65 |
|                           |   |                   |       |           |   |                |       |            |   |                     |       | 212      | H | Wyoming           | 67 50 |
|                           |   |                   |       |           |   |                |       |            |   |                     |       | 212      | N | Wyoming           | 74 66 |
|                           |   |                   |       |           |   |                |       |            |   |                     |       | 215      | H | Cal St. Fullerton | 57 52 |
|                           |   |                   |       |           |   |                |       |            |   |                     |       | 225      | A | San Jose St.      | 51 56 |
|                           |   |                   |       |           |   |                |       |            |   |                     |       | 225      | H | San Jose St.      | 58 46 |
|                           |   |                   |       |           |   |                |       |            |   |                     |       | 226      | A | San Diego St.     | 56 44 |
|                           |   |                   |       |           |   |                |       |            |   |                     |       | 226      | H | San Diego St.     | 57 50 |
|                           |   |                   |       |           |   |                |       |            |   |                     |       | 232      | H | UNLV              | 70 73 |
|                           |   |                   |       |           |   |                |       |            |   |                     |       | 273      | A | Utah St.          | 70 64 |
|                           |   |                   |       |           |   |                |       |            |   |                     |       | 273      | H | Utah St.          | 64 55 |
|                           |   |                   |       |           |   |                |       |            |   |                     |       | 285      | A | Nevada            | 62 44 |
|                           |   |                   |       |           |   |                |       |            |   |                     |       | 285      | H | Nevada            | 65 43 |
|                           |   |                   |       |           |   |                |       |            |   |                     |       | 344      | A | Air Force         | 61 41 |
| LAST 12 Division I GAMES: |   |                   |       |           |   |                |       |            |   |                     |       |          |   |                   |       |
|                           |   |                   |       | 212       | N | Wyoming        | 74 66 |            |   |                     |       | 80       | A | Colorado St.      | 56 70 |
|                           |   |                   |       | 126       | H | Boise St.      | 55 52 |            |   |                     |       | 126      | A | Boise St.         | 66 75 |
|                           |   |                   |       | 344       | A | Air Force      | 61 41 |            |   |                     |       | 232      | H | UNLV              | 70 73 |
|                           |   |                   |       | 100       | A | New Mexico     | 60 63 |            |   |                     |       | 225      | A | San Jose St.      | 51 56 |
|                           |   |                   |       | 212       | H | Wyoming        | 67 50 |            |   |                     |       | 80       | H | Colorado St.      | 53 49 |
|                           |   |                   |       | 273       | H | Utah St.       | 64 55 |            |   |                     |       | 226      | H | San Diego St.     | 57 50 |

Non-Div I Games: Cal St. Stanislaus 65 36 Bethesda Christian 81 63

Fresno St.

■ Loss, 
■ Non-Conf, 
■ S Site, 
■ Home 
■ A Away 
N Neutral

## Furman

Through Games Of March 10, 2015

|                   |          |           |                |            |             |               |      |      |       |           |
|-------------------|----------|-----------|----------------|------------|-------------|---------------|------|------|-------|-----------|
| Average RPI Win:  | 252      | WON-LOST  | WINNING        | LAST 10    | STRENGTH OF | OPP. STRENGTH | TEAM | ADJ. | CONF. | ADJ CONF. |
| Average RPI Loss: | 105      | RECORD    | PCT. RANK      | GAMES      | SCHEDULE    | OF SCHEDULE   | RPI  | RPI  | RPI   | RPI       |
| DIV. I ONLY       | 17- 13   | 126       | 6- 4           | 184        | 189         | 145           | 145  | 20   | 20    |           |
| DIV. I NON-CONF.  | 9- 5     | 102       | 0- 0           | 205        | 148         | 114           | 114  | 22   | 22    |           |
| TOTALS            | RPI 1-25 | RPI 26-50 | W-L RECORDS    | RPI 51-100 | RPI 101-150 | RPI 150+      |      |      |       |           |
| 17- 13            | 0- 4     | 0- 1      | OVERALL        | 0- 1       | 1- 3        | 16- 4         |      |      |       |           |
| 10- 3             | 0- 1     | 0- 0      | HOME           | 0- 0       | 0- 1        | 10- 1         |      |      |       |           |
| 5- 7              | 0- 1     | 0- 0      | AWAY           | 0- 1       | 0- 2        | 5- 3          |      |      |       |           |
| 2- 3              | 0- 2     | 0- 1      | NEUTRAL        | 0- 0       | 1- 0        | 1- 0          |      |      |       |           |
| 9- 5              | 0- 1     | 0- 1      | NON-CONFERENCE | 0- 1       | 1- 1        | 8- 1          |      |      |       |           |
| 6- 0              | 0- 0     | 0- 0      | HOME           | 0- 0       | 0- 0        | 6- 0          |      |      |       |           |
| 2- 3              | 0- 0     | 0- 0      | AWAY           | 0- 1       | 0- 1        | 2- 1          |      |      |       |           |
| 1- 2              | 0- 1     | 0- 1      | NEUTRAL        | 0- 0       | 1- 0        | 0- 0          |      |      |       |           |
| 8- 8              | 0- 3     | 0- 0      | CONFERENCE     | 0- 0       | 0- 2        | 8- 3          |      |      |       |           |
| 4- 3              | 0- 1     | 0- 0      | HOME           | 0- 0       | 0- 1        | 4- 1          |      |      |       |           |
| 3- 4              | 0- 1     | 0- 0      | AWAY           | 0- 0       | 0- 1        | 3- 2          |      |      |       |           |
| 1- 1              | 0- 1     | 0- 0      | NEUTRAL        | 0- 0       | 0- 0        | 1- 0          |      |      |       |           |

| RPI 1-25                  |   |             |       | RPI 26-50      |    |            |        | RPI 51-100 |   |          |       | RPI 101+ Team's RPI: 145 |    |                    |       |
|---------------------------|---|-------------|-------|----------------|----|------------|--------|------------|---|----------|-------|--------------------------|----|--------------------|-------|
| RPI                       | S | Opponent    | Score | RPI            | S  | Opponent   | Score  | RPI        | S | Opponent | Score | RPI                      | S  | Opponent           | Score |
| 10                        | N | Florida St. | 63 94 | 32             | N  | Washington | 69 101 | 59         | A | Georgia  | 51 58 | 104                      | A  | Elon               | 71 81 |
| 20                        | A | Chattanooga | 45 67 |                |    |            |        |            |   |          |       | 108                      | A  | East Tenn. St.     | 61 72 |
| 20                        | H | Chattanooga | 40 47 |                |    |            |        |            |   |          |       | 108                      | H  | East Tenn. St.     | 72 73 |
| 20                        | N | Chattanooga | 55 68 |                |    |            |        |            |   |          |       | 142                      | N  | Hartford           | 53 43 |
|                           |   |             |       |                |    |            |        |            |   |          |       | 171                      | H  | Appalachian St.    | 84 79 |
|                           |   |             |       |                |    |            |        |            |   |          |       | 191                      | A  | Mercer             | 58 55 |
|                           |   |             |       |                |    |            |        |            |   |          |       | 191                      | H  | Mercer             | 82 88 |
|                           |   |             |       |                |    |            |        |            |   |          |       | 196                      | A  | Winthrop           | 73 55 |
|                           |   |             |       |                |    |            |        |            |   |          |       | 198                      | A  | Clemson            | 69 79 |
|                           |   |             |       |                |    |            |        |            |   |          |       | 202                      | A  | Samford            | 65 76 |
|                           |   |             |       |                |    |            |        |            |   |          |       | 202                      | H  | Samford            | 64 44 |
|                           |   |             |       |                |    |            |        |            |   |          |       | 202                      | N  | Samford            | 65 54 |
|                           |   |             |       |                |    |            |        |            |   |          |       | 221                      | H  | USC Upstate        | 74 59 |
|                           |   |             |       |                |    |            |        |            |   |          |       | 226                      | H  | San Diego St.      | 60 43 |
|                           |   |             |       |                |    |            |        |            |   |          |       | 264                      | H  | Davidson           | 67 60 |
|                           |   |             |       |                |    |            |        |            |   |          |       | 284                      | A  | South Carolina St. | 65 46 |
|                           |   |             |       |                |    |            |        |            |   |          |       | 297                      | A  | Western Caro.      | 64 77 |
|                           |   |             |       |                |    |            |        |            |   |          |       | 297                      | H  | Western Caro.      | 84 72 |
|                           |   |             |       |                |    |            |        |            |   |          |       | 305                      | H  | UNC Asheville      | 81 71 |
|                           |   |             |       |                |    |            |        |            |   |          |       | 309                      | A  | UNC Greensboro     | 78 70 |
|                           |   |             |       |                |    |            |        |            |   |          |       | 309                      | H  | UNC Greensboro     | 77 68 |
|                           |   |             |       |                |    |            |        |            |   |          |       | 314                      | A  | Wofford            | 70 53 |
|                           |   |             |       |                |    |            |        |            |   |          |       | 314                      | H  | Wofford            | 58 56 |
|                           |   |             |       |                |    |            |        |            |   |          |       | 334                      | H  | Coastal Caro.      | 90 56 |
| LAST 12 Division I GAMES: |   |             |       |                |    |            |        |            |   |          |       |                          |    |                    |       |
|                           |   | 20          | N     | Chattanooga    | 55 | 68         |        |            |   | 191      | H     | Mercer                   | 82 | 88                 |       |
|                           |   | 202         | N     | Samford        | 65 | 54         |        |            |   | 108      | A     | East Tenn. St.           | 61 | 72                 |       |
|                           |   | 314         | A     | Wofford        | 70 | 53         |        |            |   | 309      | A     | UNC Greensboro           | 78 | 70                 |       |
|                           |   | 297         | A     | Western Caro.  | 64 | 77         |        |            |   | 297      | H     | Western Caro.            | 84 | 72                 |       |
|                           |   | 309         | H     | UNC Greensboro | 77 | 68         |        |            |   | 314      | H     | Wofford                  | 58 | 56                 |       |
|                           |   | 202         | H     | Samford        | 64 | 44         |        |            |   | 20       | A     | Chattanooga              | 45 | 67                 |       |

Non-Div I Games: North Greenville 75 50 Southern Wesleyan 96 73

Furman

Loss, Non-Conf, S Site, H Home A Away N Neutral

## Ga. Southern

Through Games Of March 10, 2015

|                   |          |           |                |            |             |               |      |      |       |           |
|-------------------|----------|-----------|----------------|------------|-------------|---------------|------|------|-------|-----------|
| Average RPI Win:  | 248      | WON-LOST  | WINNING        | LAST 10    | STRENGTH OF | OPP. STRENGTH | TEAM | ADJ. | CONF. | ADJ CONF. |
| Average RPI Loss: | 151      | RECORD    | PCT. RANK      | GAMES      | SCHEDULE    | OF SCHEDULE   | RPI  | RPI  | RPI   | RPI       |
| DIV. I ONLY       | 4- 24    | 332       | 1- 9           | 158        | 200         | 295           | 295  | 14   | 14    |           |
| DIV. I NON-CONF.  | 2- 6     | 281       | 0- 0           | 133        | 314         | 271           | 271  | 13   | 13    |           |
| TOTALS            | RPI 1-25 | RPI 26-50 | W-L RECORDS    | RPI 51-100 | RPI 101-150 | RPI 150+      |      |      |       |           |
| 4- 24             | 0- 0     | 0- 4      | OVERALL        | 0- 1       | 0- 7        | 4- 12         |      |      |       |           |
| 1- 12             | 0- 0     | 0- 2      | HOME           | 0- 0       | 0- 3        | 1- 7          |      |      |       |           |
| 2- 11             | 0- 0     | 0- 2      | AWAY           | 0- 1       | 0- 3        | 2- 5          |      |      |       |           |
| 1- 1              | 0- 0     | 0- 0      | NEUTRAL        | 0- 0       | 0- 1        | 1- 0          |      |      |       |           |
| 2- 6              | 0- 0     | 0- 0      | NON-CONFERENCE | 0- 1       | 0- 1        | 2- 4          |      |      |       |           |
| 1- 2              | 0- 0     | 0- 0      | HOME           | 0- 0       | 0- 0        | 1- 2          |      |      |       |           |
| 0- 3              | 0- 0     | 0- 0      | AWAY           | 0- 1       | 0- 0        | 0- 2          |      |      |       |           |
| 1- 1              | 0- 0     | 0- 0      | NEUTRAL        | 0- 0       | 0- 1        | 1- 0          |      |      |       |           |
| 2- 18             | 0- 0     | 0- 4      | CONFERENCE     | 0- 0       | 0- 6        | 2- 8          |      |      |       |           |
| 0- 10             | 0- 0     | 0- 2      | HOME           | 0- 0       | 0- 3        | 0- 5          |      |      |       |           |
| 2- 8              | 0- 0     | 0- 2      | AWAY           | 0- 0       | 0- 3        | 2- 3          |      |      |       |           |
| 0- 0              | 0- 0     | 0- 0      | NEUTRAL        | 0- 0       | 0- 0        | 0- 0          |      |      |       |           |

| RPI 1-25                  |   |          |       | RPI 26-50 |   |                 |       | RPI 51-100 |   |                 |       | RPI 101+ Team's RPI: 295 |   |                  |       |
|---------------------------|---|----------|-------|-----------|---|-----------------|-------|------------|---|-----------------|-------|--------------------------|---|------------------|-------|
| RPI                       | S | Opponent | Score | RPI       | S | Opponent        | Score | RPI        | S | Opponent        | Score | RPI                      | S | Opponent         | Score |
|                           |   |          |       | 31        | A | UALR            | 43 60 | 59         | A | Georgia         | 52 93 | 112                      | A | Troy             | 74 84 |
|                           |   |          |       | 31        | H | UALR            | 44 58 |            |   |                 |       | 112                      | H | Troy             | 93 99 |
|                           |   |          |       | 49        | A | Arkansas St.    | 63 86 |            |   |                 |       | 134                      | N | Eastern Wash.    | 42 55 |
|                           |   |          |       | 49        | H | Arkansas St.    | 73 81 |            |   |                 |       | 148                      | A | Texas St.        | 57 67 |
|                           |   |          |       |           |   |                 |       |            |   |                 |       | 148                      | H | Texas St.        | 65 79 |
|                           |   |          |       |           |   |                 |       |            |   |                 |       | 149                      | A | Texas-Arlington  | 52 64 |
|                           |   |          |       |           |   |                 |       |            |   |                 |       | 149                      | H | Texas-Arlington  | 41 66 |
|                           |   |          |       |           |   |                 |       |            |   |                 |       | 155                      | A | La.-Lafayette    | 35 62 |
|                           |   |          |       |           |   |                 |       |            |   |                 |       | 155                      | H | La.-Lafayette    | 57 69 |
|                           |   |          |       |           |   |                 |       |            |   |                 |       | 159                      | H | Kennesaw St.     | 51 72 |
|                           |   |          |       |           |   |                 |       |            |   |                 |       | 171                      | A | Appalachian St.  | 39 66 |
|                           |   |          |       |           |   |                 |       |            |   |                 |       | 171                      | H | Appalachian St.  | 74 77 |
|                           |   |          |       |           |   |                 |       |            |   |                 |       | 191                      | H | Mercer           | 61 84 |
|                           |   |          |       |           |   |                 |       |            |   |                 |       | 206                      | A | Jacksonville St. | 52 78 |
|                           |   |          |       |           |   |                 |       |            |   |                 |       | 209                      | H | Jacksonville     | 78 65 |
|                           |   |          |       |           |   |                 |       |            |   |                 |       | 220                      | A | La.-Monroe       | 66 72 |
|                           |   |          |       |           |   |                 |       |            |   |                 |       | 220                      | H | La.-Monroe       | 50 58 |
|                           |   |          |       |           |   |                 |       |            |   |                 |       | 230                      | N | Southern U.      | 68 52 |
|                           |   |          |       |           |   |                 |       |            |   |                 |       | 234                      | A | Georgia St.      | 82 74 |
|                           |   |          |       |           |   |                 |       |            |   |                 |       | 234                      | H | Georgia St.      | 54 82 |
|                           |   |          |       |           |   |                 |       |            |   |                 |       | 252                      | A | Lipscomb         | 74 80 |
|                           |   |          |       |           |   |                 |       |            |   |                 |       | 317                      | A | South Ala.       | 67 53 |
|                           |   |          |       |           |   |                 |       |            |   |                 |       | 317                      | H | South Ala.       | 63 80 |
| LAST 12 Division I GAMES: |   |          |       |           |   |                 |       |            |   |                 |       |                          |   |                  |       |
|                           |   |          |       | 234       | A | Georgia St.     | 82 74 | 31         | A | UALR            | 43 60 |                          |   |                  |       |
|                           |   |          |       | 149       | H | Texas-Arlington | 41 66 | 49         | H | Arkansas St.    | 73 81 |                          |   |                  |       |
|                           |   |          |       | 155       | A | La.-Lafayette   | 35 62 | 220        | H | La.-Monroe      | 50 58 |                          |   |                  |       |
|                           |   |          |       | 171       | A | Appalachian St. | 39 66 | 234        | H | Georgia St.     | 54 82 |                          |   |                  |       |
|                           |   |          |       | 317       | H | South Ala.      | 63 80 | 31         | H | UALR            | 44 58 |                          |   |                  |       |
|                           |   |          |       | 112       | H | Troy            | 93 99 | 171        | H | Appalachian St. | 74 77 |                          |   |                  |       |

Non-Div I Games: Toccoa Falls 84 36

Ga. Southern

■ Loss, 
 ■ Non-Conf, 
 ■ S Site, 
 ■ Home 
 ■ A Away 
 N Neutral

|                   |               |            |                |            |             |               |            |           |           |           |
|-------------------|---------------|------------|----------------|------------|-------------|---------------|------------|-----------|-----------|-----------|
| Average RPI Win:  | <b>296</b>    | WON-LOST   | WINNING        | LAST 10    | STRENGTH OF | OPP. STRENGTH | TEAM       | ADJ.      | CONF.     | ADJ CONF. |
| Average RPI Loss: | <b>197</b>    | RECORD     | PCT. RANK      | GAMES      | SCHEDULE    | OF SCHEDULE   | RPI        | RPI       | RPI       | RPI       |
| DIV. I ONLY       | <b>13- 17</b> | <b>218</b> | <b>6- 4</b>    | <b>338</b> | <b>323</b>  | <b>279</b>    | <b>279</b> | <b>28</b> | <b>28</b> |           |
| DIV. I NON-CONF.  | <b>2- 5</b>   | <b>259</b> | <b>0- 0</b>    | <b>348</b> | <b>251</b>  | <b>336</b>    | <b>336</b> | <b>31</b> | <b>31</b> |           |
| TOTALS            | RPI 1-25      | RPI 26-50  | W-L RECORDS    | RPI 51-100 | RPI 101-150 | RPI 150+      |            |           |           |           |
| 13- 17            | 0- 0          | 0- 0       | OVERALL        | 0- 2       | 0- 0        | 13- 15        |            |           |           |           |
| 6- 6              | 0- 0          | 0- 0       | HOME           | 0- 1       | 0- 0        | 6- 5          |            |           |           |           |
| 5- 10             | 0- 0          | 0- 0       | AWAY           | 0- 1       | 0- 0        | 5- 9          |            |           |           |           |
| 2- 1              | 0- 0          | 0- 0       | NEUTRAL        | 0- 0       | 0- 0        | 2- 1          |            |           |           |           |
| 2- 5              | 0- 0          | 0- 0       | NON-CONFERENCE | 0- 0       | 0- 0        | 2- 5          |            |           |           |           |
| 1- 1              | 0- 0          | 0- 0       | HOME           | 0- 0       | 0- 0        | 1- 1          |            |           |           |           |
| 1- 4              | 0- 0          | 0- 0       | AWAY           | 0- 0       | 0- 0        | 1- 4          |            |           |           |           |
| 0- 0              | 0- 0          | 0- 0       | NEUTRAL        | 0- 0       | 0- 0        | 0- 0          |            |           |           |           |
| 11- 12            | 0- 0          | 0- 0       | CONFERENCE     | 0- 2       | 0- 0        | 11- 10        |            |           |           |           |
| 5- 5              | 0- 0          | 0- 0       | HOME           | 0- 1       | 0- 0        | 5- 4          |            |           |           |           |
| 4- 6              | 0- 0          | 0- 0       | AWAY           | 0- 1       | 0- 0        | 4- 5          |            |           |           |           |
| 2- 1              | 0- 0          | 0- 0       | NEUTRAL        | 0- 0       | 0- 0        | 2- 1          |            |           |           |           |

| RPI S                     | Opponent | Score | RPI S | Opponent        | Score        | RPI S | Opponent  | Score            | RPI S        | Opponent          | Score         | Team's RPI: 279 |
|---------------------------|----------|-------|-------|-----------------|--------------|-------|-----------|------------------|--------------|-------------------|---------------|-----------------|
|                           |          |       |       |                 |              | 64    | A Liberty | 47 <b>56</b>     | 152          | A High Point      | 57 <b>72</b>  |                 |
|                           |          |       |       |                 |              | 64    | H Liberty | 48 <b>61</b>     | 152          | H High Point      | 58 <b>74</b>  |                 |
|                           |          |       |       |                 |              |       |           |                  | 152          | N High Point      | 53 <b>56</b>  |                 |
|                           |          |       |       |                 |              |       |           |                  | 159          | A Kennesaw St.    | 47 <b>50</b>  |                 |
|                           |          |       |       |                 |              |       |           |                  | 166          | A Indiana         | 54 <b>115</b> |                 |
|                           |          |       |       |                 |              |       |           |                  | 171          | A Appalachian St. | 69 <b>77</b>  |                 |
|                           |          |       |       |                 |              |       |           |                  | 196          | A Winthrop        | 79 65         |                 |
|                           |          |       |       |                 |              |       |           |                  | 196          | H Winthrop        | 75 62         |                 |
|                           |          |       |       |                 |              |       |           |                  | 201          | A Campbell        | 74 <b>75</b>  |                 |
|                           |          |       |       |                 |              |       |           |                  | 201          | H Campbell        | 62 <b>72</b>  |                 |
|                           |          |       |       |                 |              |       |           |                  | 204          | A Radford         | 49 <b>59</b>  |                 |
|                           |          |       |       |                 |              |       |           |                  | 204          | H Radford         | 60 <b>76</b>  |                 |
|                           |          |       |       |                 |              |       |           |                  | 204          | N Radford         | 70 56         |                 |
|                           |          |       |       |                 |              |       |           |                  | 242          | A Presbyterian    | 50 <b>55</b>  |                 |
|                           |          |       |       |                 |              |       |           |                  | 242          | H Presbyterian    | 50 47         |                 |
|                           |          |       |       |                 |              |       |           |                  | 264          | H Davidson        | 67 <b>68</b>  |                 |
|                           |          |       |       |                 |              |       |           |                  | 305          | A UNC Asheville   | 66 58         |                 |
|                           |          |       |       |                 |              |       |           |                  | 305          | H UNC Asheville   | 55 <b>64</b>  |                 |
|                           |          |       |       |                 |              |       |           |                  | 309          | A UNC Greensboro  | 60 <b>76</b>  |                 |
|                           |          |       |       |                 |              |       |           |                  | 314          | A Wofford         | 65 60         |                 |
|                           |          |       |       |                 |              |       |           |                  | 334          | A Coastal Caro.   | 71 65         |                 |
|                           |          |       |       |                 |              |       |           |                  | 334          | H Coastal Caro.   | 82 74         |                 |
|                           |          |       |       |                 |              |       |           |                  | 339          | H N.C. Central    | 73 53         |                 |
|                           |          |       |       |                 |              |       |           |                  | 343          | A Longwood        | 59 <b>63</b>  |                 |
|                           |          |       |       |                 |              |       |           |                  | 343          | H Longwood        | 80 53         |                 |
|                           |          |       |       |                 |              |       |           |                  | 343          | N Longwood        | 63 55         |                 |
| LAST 12 Division I GAMES: |          |       |       |                 |              |       |           |                  |              |                   |               |                 |
|                           |          |       | 152   | N High Point    | 53 <b>56</b> |       | 196       | H Winthrop       | 75 62        |                   |               |                 |
|                           |          |       | 204   | N Radford       | 70 56        |       | 348       | A Charleston So. | 62 56        |                   |               |                 |
|                           |          |       | 343   | N Longwood      | 63 55        |       | 343       | H Longwood       | 80 53        |                   |               |                 |
|                           |          |       | 152   | H High Point    | 58 <b>74</b> |       | 64        | H Liberty        | 48 <b>61</b> |                   |               |                 |
|                           |          |       | 305   | A UNC Asheville | 66 58        |       | 242       | H Presbyterian   | 50 47        |                   |               |                 |
|                           |          |       | 201   | H Campbell      | 62 <b>72</b> |       | 334       | A Coastal Caro.  | 71 65        |                   |               |                 |

Non-Div I Games: Montreat 118 37 Tenn. Temple 68 48

Gardner-Webb

Loss, Non-Conf, S Site, H Home A Away N Neutral

| RPI | S | Opponent       | Score |    |
|-----|---|----------------|-------|----|
| 348 | A | Charleston So. | 62    | 56 |
| 348 | H | Charleston So. | 70    | 54 |

G  
a  
r  
d  
n  
e  
r  
-  
W  
e  
b  
b

G  
a  
r  
d  
n  
e  
r  
-  
W  
e  
b  
b

Gardner-Webb

## George Mason

Through Games Of March 10, 2015

|                              |               |            |                |             |               |            |            |          |           |
|------------------------------|---------------|------------|----------------|-------------|---------------|------------|------------|----------|-----------|
| Average RPI Win: <b>243</b>  | WON-LOST      | WINNING    | LAST 10        | STRENGTH OF | OPP. STRENGTH | TEAM       | ADJ.       | CONF.    | ADJ CONF. |
| Average RPI Loss: <b>122</b> | RECORD        | PCT. RANK  | GAMES          | SCHEDULE    | OF SCHEDULE   | RPI        | RPI        | RPI      | RPI       |
| DIV. I ONLY                  | <b>13- 17</b> | <b>218</b> | <b>2- 8</b>    | <b>269</b>  | <b>119</b>    | <b>235</b> | <b>235</b> | <b>6</b> | <b>6</b>  |
| DIV. I NON-CONF.             | <b>8- 5</b>   | <b>123</b> | <b>0- 0</b>    | <b>347</b>  | <b>317</b>    | <b>270</b> | <b>270</b> | <b>6</b> | <b>6</b>  |
| TOTALS                       | RPI 1-25      | RPI 26-50  | W-L RECORDS    | RPI 51-100  | RPI 101-150   | RPI 150+   |            |          |           |
| 13- 17                       | 0- 3          | 0- 1       | OVERALL        | 0- 4        | 1- 3          | 12- 6      |            |          |           |
| 7- 6                         | 0- 2          | 0- 0       | HOME           | 0- 1        | 1- 2          | 6- 1       |            |          |           |
| 3- 9                         | 0- 1          | 0- 1       | AWAY           | 0- 2        | 0- 1          | 3- 4       |            |          |           |
| 3- 2                         | 0- 0          | 0- 0       | NEUTRAL        | 0- 1        | 0- 0          | 3- 1       |            |          |           |
| 8- 5                         | 0- 0          | 0- 0       | NON-CONFERENCE | 0- 0        | 0- 1          | 8- 4       |            |          |           |
| 3- 2                         | 0- 0          | 0- 0       | HOME           | 0- 0        | 0- 1          | 3- 1       |            |          |           |
| 2- 2                         | 0- 0          | 0- 0       | AWAY           | 0- 0        | 0- 0          | 2- 2       |            |          |           |
| 3- 1                         | 0- 0          | 0- 0       | NEUTRAL        | 0- 0        | 0- 0          | 3- 1       |            |          |           |
| 5- 12                        | 0- 3          | 0- 1       | CONFERENCE     | 0- 4        | 1- 2          | 4- 2       |            |          |           |
| 4- 4                         | 0- 2          | 0- 0       | HOME           | 0- 1        | 1- 1          | 3- 0       |            |          |           |
| 1- 7                         | 0- 1          | 0- 1       | AWAY           | 0- 2        | 0- 1          | 1- 2       |            |          |           |
| 0- 1                         | 0- 0          | 0- 0       | NEUTRAL        | 0- 1        | 0- 0          | 0- 0       |            |          |           |

| RPI 1-25                  |   |                   |              | RPI 26-50         |    |           |              | RPI 51-100 |   |                   |              | RPI 101+ Team's RPI: 235 |   |                    |              |
|---------------------------|---|-------------------|--------------|-------------------|----|-----------|--------------|------------|---|-------------------|--------------|--------------------------|---|--------------------|--------------|
| RPI                       | S | Opponent          | Score        | RPI               | S  | Opponent  | Score        | RPI        | S | Opponent          | Score        | RPI                      | S | Opponent           | Score        |
| 11                        | A | George Washington | 45 <b>80</b> | 48                | A  | Duquesne  | 54 <b>88</b> | 73         | H | Fordham           | 55 <b>79</b> | 108                      | H | East Tenn. St.     | 71 <b>84</b> |
| 11                        | H | George Washington | 52 <b>87</b> |                   |    |           |              | 86         | A | Saint Joseph's    | 51 <b>82</b> | 129                      | H | Rhode Island       | 45 <b>57</b> |
| 13                        | H | Dayton            | 73 <b>84</b> |                   |    |           |              | 86         | N | Saint Joseph's    | 43 <b>71</b> | 141                      | A | VCU                | 66 <b>70</b> |
|                           |   |                   |              |                   |    |           |              | 90         | A | Richmond          | 49 <b>77</b> | 141                      | H | VCU                | 86 79        |
|                           |   |                   |              |                   |    |           |              |            |   |                   |              | 151                      | A | Saint Louis        | 59 <b>82</b> |
|                           |   |                   |              |                   |    |           |              |            |   |                   |              | 151                      | H | Saint Louis        | 66 57        |
|                           |   |                   |              |                   |    |           |              |            |   |                   |              | 165                      | H | St. Bonaventure    | 68 55        |
|                           |   |                   |              |                   |    |           |              |            |   |                   |              | 184                      | A | La Salle           | 73 71        |
|                           |   |                   |              |                   |    |           |              |            |   |                   |              | 192                      | A | Massachusetts      | 79 <b>85</b> |
|                           |   |                   |              |                   |    |           |              |            |   |                   |              | 195                      | A | Navy               | 79 <b>84</b> |
|                           |   |                   |              |                   |    |           |              |            |   |                   |              | 196                      | N | Winthrop           | 69 57        |
|                           |   |                   |              |                   |    |           |              |            |   |                   |              | 200                      | H | Virginia Tech      | 77 69        |
|                           |   |                   |              |                   |    |           |              |            |   |                   |              | 220                      | N | La.-Monroe         | 65 53        |
|                           |   |                   |              |                   |    |           |              |            |   |                   |              | 243                      | A | Towson             | 70 <b>72</b> |
|                           |   |                   |              |                   |    |           |              |            |   |                   |              | 245                      | H | Morehead St.       | 70 <b>79</b> |
|                           |   |                   |              |                   |    |           |              |            |   |                   |              | 256                      | N | Abilene Christian  | 86 <b>88</b> |
|                           |   |                   |              |                   |    |           |              |            |   |                   |              | 264                      | H | Davidson           | 63 60        |
|                           |   |                   |              |                   |    |           |              |            |   |                   |              | 281                      | H | Col. of Charleston | 71 61        |
|                           |   |                   |              |                   |    |           |              |            |   |                   |              | 319                      | A | Saint Francis (PA) | 86 77        |
|                           |   |                   |              |                   |    |           |              |            |   |                   |              | 343                      | A | Longwood           | 83 61        |
|                           |   |                   |              |                   |    |           |              |            |   |                   |              | 347                      | H | Delaware St.       | 110 91       |
|                           |   |                   |              |                   |    |           |              |            |   |                   |              | 349                      | N | Mississippi Val.   | 71 62        |
| LAST 12 Division I GAMES: |   |                   |              |                   |    |           |              |            |   |                   |              |                          |   |                    |              |
|                           |   | 86                | N            | Saint Joseph's    | 43 | <b>71</b> |              | 192        | A | Massachusetts     | 79           | <b>85</b>                |   |                    |              |
|                           |   | 11                | A            | George Washington | 45 | <b>80</b> |              | 264        | H | Davidson          | 63           | 60                       |   |                    |              |
|                           |   | 73                | H            | Fordham           | 55 | <b>79</b> |              | 13         | H | Dayton            | 73           | <b>84</b>                |   |                    |              |
|                           |   | 151               | A            | Saint Louis       | 59 | <b>82</b> |              | 11         | H | George Washington | 52           | <b>87</b>                |   |                    |              |
|                           |   | 86                | A            | Saint Joseph's    | 51 | <b>82</b> |              | 141        | A | VCU               | 66           | <b>70</b>                |   |                    |              |
|                           |   | 141               | H            | VCU               | 86 | 79        |              | 129        | H | Rhode Island      | 45           | <b>57</b>                |   |                    |              |

Non-Div I Games:

George Mason

■ Loss, 
 ■ Non-Conf, 
 ■ S Site, 
 ■ H Home 
 ■ A Away 
 N Neutral



|                             |          |           |                |             |               |          |      |       |           |
|-----------------------------|----------|-----------|----------------|-------------|---------------|----------|------|-------|-----------|
| Average RPI Win: <b>139</b> | WON-LOST | WINNING   | LAST 10        | STRENGTH OF | OPP. STRENGTH | TEAM     | ADJ. | CONF. | ADJ CONF. |
| Average RPI Loss: <b>57</b> | RECORD   | PCT. RANK | GAMES          | SCHEDULE    | OF SCHEDULE   | RPI      | RPI  | RPI   | RPI       |
| DIV. I ONLY                 | 28- 3    | 10        | 9- 1           | 45          | 70            | 11       | 11   | 6     | 6         |
| DIV. I NON-CONF.            | 10- 2    | 31        | 0- 0           | 102         | 43            | 35       | 35   | 6     | 6         |
| TOTALS                      | RPI 1-25 | RPI 26-50 | W-L RECORDS    | RPI 51-100  | RPI 101-150   | RPI 150+ |      |       |           |
| 28- 3                       | 3- 2     | 2- 0      | OVERALL        | 8- 0        | 3- 0          | 12- 1    |      |       |           |
| 13- 1                       | 1- 1     | 2- 0      | HOME           | 4- 0        | 0- 0          | 6- 0     |      |       |           |
| 10- 2                       | 1- 1     | 0- 0      | AWAY           | 2- 0        | 2- 0          | 5- 1     |      |       |           |
| 5- 0                        | 1- 0     | 0- 0      | NEUTRAL        | 2- 0        | 1- 0          | 1- 0     |      |       |           |
| 10- 2                       | 0- 2     | 1- 0      | NON-CONFERENCE | 3- 0        | 1- 0          | 5- 0     |      |       |           |
| 5- 1                        | 0- 1     | 1- 0      | HOME           | 1- 0        | 0- 0          | 3- 0     |      |       |           |
| 3- 1                        | 0- 1     | 0- 0      | AWAY           | 1- 0        | 0- 0          | 2- 0     |      |       |           |
| 2- 0                        | 0- 0     | 0- 0      | NEUTRAL        | 1- 0        | 1- 0          | 0- 0     |      |       |           |
| 18- 1                       | 3- 0     | 1- 0      | CONFERENCE     | 5- 0        | 2- 0          | 7- 1     |      |       |           |
| 8- 0                        | 1- 0     | 1- 0      | HOME           | 3- 0        | 0- 0          | 3- 0     |      |       |           |
| 7- 1                        | 1- 0     | 0- 0      | AWAY           | 1- 0        | 2- 0          | 3- 1     |      |       |           |
| 3- 0                        | 1- 0     | 0- 0      | NEUTRAL        | 1- 0        | 0- 0          | 1- 0     |      |       |           |

| RPI | S | Opponent | Score        |
|-----|---|----------|--------------|
| 6   | H | Maryland | 65 <b>75</b> |
| 13  | A | Dayton   | 69 66        |
| 13  | H | Dayton   | 67 56        |
| 13  | N | Dayton   | 75 62        |
| 14  | A | FGCU     | 75 <b>88</b> |

| RPI | S | Opponent   | Score |
|-----|---|------------|-------|
| 48  | H | Duquesne   | 83 56 |
| 50  | H | Fresno St. | 73 64 |

| RPI | S | Opponent           | Score |
|-----|---|--------------------|-------|
| 54  | A | American           | 63 52 |
| 60  | H | St. Mary's (CA)    | 70 52 |
| 73  | H | Fordham            | 83 65 |
| 73  | N | Fordham            | 72 60 |
| 82  | N | North Carolina St. | 74 66 |
| 86  | H | Saint Joseph's     | 83 69 |
| 90  | A | Richmond           | 81 69 |
| 90  | H | Richmond           | 77 67 |

| RPI | S | Opponent        | Score        |
|-----|---|-----------------|--------------|
| 129 | A | Rhode Island    | 59 49        |
| 130 | N | Purdue          | 79 59        |
| 141 | A | VCU             | 65 57        |
| 151 | A | Saint Louis     | 61 <b>79</b> |
| 151 | N | Saint Louis     | 77 63        |
| 165 | H | St. Bonaventure | 70 48        |
| 184 | A | La Salle        | 67 48        |
| 187 | H | Memphis         | 63 44        |
| 192 | A | Massachusetts   | 69 54        |
| 235 | A | George Mason    | 87 52        |
| 235 | H | George Mason    | 80 45        |
| 243 | A | Towson          | 82 48        |
| 264 | H | Davidson        | 52 35        |
| 286 | A | Loyola Maryland | 72 49        |
| 300 | H | Georgetown      | 72 60        |
| 312 | H | Grambling       | 89 51        |

## LAST 12 Division I GAMES:

|     |   |              |       |     |   |                 |              |
|-----|---|--------------|-------|-----|---|-----------------|--------------|
| 13  | N | Dayton       | 75 62 | 141 | A | VCU             | 65 57        |
| 73  | N | Fordham      | 72 60 | 165 | H | St. Bonaventure | 70 48        |
| 151 | N | Saint Louis  | 77 63 | 151 | A | Saint Louis     | 61 <b>79</b> |
| 235 | H | George Mason | 80 45 | 13  | H | Dayton          | 67 56        |
| 90  | A | Richmond     | 81 69 | 264 | H | Davidson        | 52 35        |
| 73  | H | Fordham      | 83 65 | 235 | A | George Mason    | 87 52        |

Non-Div I Games: Bowie St. 88 45

George Washington

■ Loss, 
 ■ Non-Conf, S Site, 
 ■ Home 
 ■ Away 
 N Neutral

## Georgetown

Through Games Of March 10, 2015

|                   |          |           |                |            |             |               |      |      |       |           |
|-------------------|----------|-----------|----------------|------------|-------------|---------------|------|------|-------|-----------|
| Average RPI Win:  | 283      | WON-LOST  | WINNING        | LAST 10    | STRENGTH OF | OPP. STRENGTH | TEAM | ADJ. | CONF. | ADJ CONF. |
| Average RPI Loss: | 121      | RECORD    | PCT. RANK      | GAMES      | SCHEDULE    | OF SCHEDULE   | RPI  | RPI  | RPI   | RPI       |
| DIV. I ONLY       | 4- 27    | 338       | 0- 10          | 108        | 98          | 300           | 300  | 10   | 10    |           |
| DIV. I NON-CONF.  | 2- 10    | 311       | 0- 0           | 140        | 118         | 294           | 294  | 9    | 9     |           |
| TOTALS            | RPI 1-25 | RPI 26-50 | W-L RECORDS    | RPI 51-100 | RPI 101-150 | RPI 150+      |      |      |       |           |
| 4- 27             | 0- 2     | 0- 4      | OVERALL        | 0- 7       | 0- 4        | 4- 10         |      |      |       |           |
| 4- 10             | 0- 0     | 0- 2      | HOME           | 0- 3       | 0- 1        | 4- 4          |      |      |       |           |
| 0- 13             | 0- 2     | 0- 2      | AWAY           | 0- 4       | 0- 2        | 0- 3          |      |      |       |           |
| 0- 4              | 0- 0     | 0- 0      | NEUTRAL        | 0- 0       | 0- 1        | 0- 3          |      |      |       |           |
| 2- 10             | 0- 2     | 0- 0      | NON-CONFERENCE | 0- 1       | 0- 2        | 2- 5          |      |      |       |           |
| 2- 3              | 0- 0     | 0- 0      | HOME           | 0- 0       | 0- 0        | 2- 3          |      |      |       |           |
| 0- 4              | 0- 2     | 0- 0      | AWAY           | 0- 1       | 0- 1        | 0- 0          |      |      |       |           |
| 0- 3              | 0- 0     | 0- 0      | NEUTRAL        | 0- 0       | 0- 1        | 0- 2          |      |      |       |           |
| 2- 17             | 0- 0     | 0- 4      | CONFERENCE     | 0- 6       | 0- 2        | 2- 5          |      |      |       |           |
| 2- 7              | 0- 0     | 0- 2      | HOME           | 0- 3       | 0- 1        | 2- 1          |      |      |       |           |
| 0- 9              | 0- 0     | 0- 2      | AWAY           | 0- 3       | 0- 1        | 0- 3          |      |      |       |           |
| 0- 1              | 0- 0     | 0- 0      | NEUTRAL        | 0- 0       | 0- 0        | 0- 1          |      |      |       |           |

| RPI 1-25                  |   |                   | RPI 26-50 |     |   | RPI 51-100      |        |     | RPI 101+ |                 |       | Team's RPI: 300             |
|---------------------------|---|-------------------|-----------|-----|---|-----------------|--------|-----|----------|-----------------|-------|-----------------------------|
| RPI                       | S | Opponent          | Score     | RPI | S | Opponent        | Score  | RPI | S        | Opponent        | Score | Score                       |
| 11                        | A | George Washington | 60 72     | 37  | A | DePaul          | 52 93  | 76  | A        | Villanova       | 57 69 | 107 A Kansas 42 55          |
| 12                        | A | Princeton         | 54 83     | 37  | H | DePaul          | 85 105 | 76  | H        | Villanova       | 48 64 | 140 N Temple 58 81          |
|                           |   |                   |           | 40  | A | Seton Hall      | 68 95  | 85  | A        | St. John's (NY) | 61 75 | 144 A Butler 58 63          |
|                           |   |                   |           | 40  | H | Seton Hall      | 85 99  | 85  | H        | St. John's (NY) | 57 74 | 144 H Butler 56 65          |
|                           |   |                   |           |     |   |                 |        | 88  | A        | Creighton       | 61 76 | 161 H Florida 73 81         |
|                           |   |                   |           |     |   |                 |        | 88  | H        | Creighton       | 62 71 | 165 H St. Bonaventure 64 70 |
|                           |   |                   |           |     |   |                 |        | 90  | A        | Richmond        | 57 65 | 183 N Holy Cross 69 73      |
|                           |   |                   |           |     |   |                 |        |     |          |                 |       | 187 H Memphis 46 63         |
|                           |   |                   |           |     |   |                 |        |     |          |                 |       | 189 A Xavier 55 63          |
|                           |   |                   |           |     |   |                 |        |     |          |                 |       | 189 H Xavier 55 60          |
|                           |   |                   |           |     |   |                 |        |     |          |                 |       | 189 N Xavier 67 70          |
|                           |   |                   |           |     |   |                 |        |     |          |                 |       | 199 N Alabama 58 72         |
|                           |   |                   |           |     |   |                 |        |     |          |                 |       | 247 A Marquette 73 80       |
|                           |   |                   |           |     |   |                 |        |     |          |                 |       | 247 H Marquette 83 76       |
|                           |   |                   |           |     |   |                 |        |     |          |                 |       | 269 A Providence 66 81      |
|                           |   |                   |           |     |   |                 |        |     |          |                 |       | 269 H Providence 69 61      |
|                           |   |                   |           |     |   |                 |        |     |          |                 |       | 286 H Loyola Maryland 71 44 |
|                           |   |                   |           |     |   |                 |        |     |          |                 |       | 328 H UMES 88 75            |
| LAST 12 Division I GAMES: |   |                   |           |     |   |                 |        |     |          |                 |       |                             |
|                           |   |                   |           | 189 | N | Xavier          | 67 70  | 189 | H        | Xavier          | 55 60 |                             |
|                           |   |                   |           | 269 | A | Providence      | 66 81  | 76  | H        | Villanova       | 48 64 |                             |
|                           |   |                   |           | 88  | H | Creighton       | 62 71  | 247 | A        | Marquette       | 73 80 |                             |
|                           |   |                   |           | 85  | A | St. John's (NY) | 61 75  | 37  | A        | DePaul          | 52 93 |                             |
|                           |   |                   |           | 40  | A | Seton Hall      | 68 95  | 40  | H        | Seton Hall      | 85 99 |                             |
|                           |   |                   |           | 144 | H | Butler          | 56 65  | 85  | H        | St. John's (NY) | 57 74 |                             |

Non-Div I Games:

Georgetown

■ Loss, 
 ■ Non-Conf, 
 ■ S Site, 
 ■ H Home 
 ■ A Away 
 N Neutral



|                   |          |           |                |            |             |               |      |      |       |           |
|-------------------|----------|-----------|----------------|------------|-------------|---------------|------|------|-------|-----------|
| Average RPI Win:  | 235      | WON-LOST  | WINNING        | LAST 10    | STRENGTH OF | OPP. STRENGTH | TEAM | ADJ. | CONF. | ADJ CONF. |
| Average RPI Loss: | 130      | RECORD    | PCT. RANK      | GAMES      | SCHEDULE    | OF SCHEDULE   | RPI  | RPI  | RPI   | RPI       |
| DIV. I ONLY       | 12- 16   | 226       | 5- 5           | 209        | 162         | 234           | 234  | 14   | 14    |           |
| DIV. I NON-CONF.  | 4- 4     | 158       | 0- 0           | 263        | 274         | 246           | 246  | 13   | 13    |           |
| TOTALS            | RPI 1-25 | RPI 26-50 | W-L RECORDS    | RPI 51-100 | RPI 101-150 | RPI 150+      |      |      |       |           |
| 12- 16            | 0- 0     | 0- 4      | OVERALL        | 0- 1       | 1- 5        | 11- 6         |      |      |       |           |
| 7- 9              | 0- 0     | 0- 2      | HOME           | 0- 1       | 1- 2        | 6- 4          |      |      |       |           |
| 5- 7              | 0- 0     | 0- 2      | AWAY           | 0- 0       | 0- 3        | 5- 2          |      |      |       |           |
| 0- 0              | 0- 0     | 0- 0      | NEUTRAL        | 0- 0       | 0- 0        | 0- 0          |      |      |       |           |
| 4- 4              | 0- 0     | 0- 0      | NON-CONFERENCE | 0- 1       | 0- 0        | 4- 3          |      |      |       |           |
| 3- 3              | 0- 0     | 0- 0      | HOME           | 0- 1       | 0- 0        | 3- 2          |      |      |       |           |
| 1- 1              | 0- 0     | 0- 0      | AWAY           | 0- 0       | 0- 0        | 1- 1          |      |      |       |           |
| 0- 0              | 0- 0     | 0- 0      | NEUTRAL        | 0- 0       | 0- 0        | 0- 0          |      |      |       |           |
| 8- 12             | 0- 0     | 0- 4      | CONFERENCE     | 0- 0       | 1- 5        | 7- 3          |      |      |       |           |
| 4- 6              | 0- 0     | 0- 2      | HOME           | 0- 0       | 1- 2        | 3- 2          |      |      |       |           |
| 4- 6              | 0- 0     | 0- 2      | AWAY           | 0- 0       | 0- 3        | 4- 1          |      |      |       |           |
| 0- 0              | 0- 0     | 0- 0      | NEUTRAL        | 0- 0       | 0- 0        | 0- 0          |      |      |       |           |

| RPI 1-25                  |   |          |       | RPI 26-50 |   |                 |       | RPI 51-100 |   |                 |       | RPI 101+ |   |                 |       | Team's RPI: 234 |  |
|---------------------------|---|----------|-------|-----------|---|-----------------|-------|------------|---|-----------------|-------|----------|---|-----------------|-------|-----------------|--|
| RPI                       | S | Opponent | Score | RPI       | S | Opponent        | Score | RPI        | S | Opponent        | Score | RPI      | S | Opponent        | Score |                 |  |
|                           |   |          |       | 31        | A | UALR            | 39 56 | 64         | H | Liberty         | 71 73 | 112      | A | Troy            | 75 88 |                 |  |
|                           |   |          |       | 31        | H | UALR            | 55 75 |            |   |                 |       | 112      | H | Troy            | 87 96 |                 |  |
|                           |   |          |       | 49        | A | Arkansas St.    | 65 76 |            |   |                 |       | 148      | A | Texas St.       | 61 71 |                 |  |
|                           |   |          |       | 49        | H | Arkansas St.    | 47 61 |            |   |                 |       | 148      | H | Texas St.       | 74 69 |                 |  |
|                           |   |          |       |           |   |                 |       |            |   |                 |       | 149      | A | Texas-Arlington | 45 57 |                 |  |
|                           |   |          |       |           |   |                 |       |            |   |                 |       | 149      | H | Texas-Arlington | 39 45 |                 |  |
|                           |   |          |       |           |   |                 |       |            |   |                 |       | 155      | A | La.-Lafayette   | 52 68 |                 |  |
|                           |   |          |       |           |   |                 |       |            |   |                 |       | 155      | H | La.-Lafayette   | 56 63 |                 |  |
|                           |   |          |       |           |   |                 |       |            |   |                 |       | 159      | H | Kennesaw St.    | 64 73 |                 |  |
|                           |   |          |       |           |   |                 |       |            |   |                 |       | 171      | A | Appalachian St. | 76 71 |                 |  |
|                           |   |          |       |           |   |                 |       |            |   |                 |       | 171      | H | Appalachian St. | 80 70 |                 |  |
|                           |   |          |       |           |   |                 |       |            |   |                 |       | 184      | H | La Salle        | 68 76 |                 |  |
|                           |   |          |       |           |   |                 |       |            |   |                 |       | 192      | H | Massachusetts   | 71 66 |                 |  |
|                           |   |          |       |           |   |                 |       |            |   |                 |       | 202      | H | Samford         | 61 56 |                 |  |
|                           |   |          |       |           |   |                 |       |            |   |                 |       | 220      | A | La.-Monroe      | 66 61 |                 |  |
|                           |   |          |       |           |   |                 |       |            |   |                 |       | 220      | H | La.-Monroe      | 80 72 |                 |  |
|                           |   |          |       |           |   |                 |       |            |   |                 |       | 237      | A | North Florida   | 72 59 |                 |  |
|                           |   |          |       |           |   |                 |       |            |   |                 |       | 245      | A | Morehead St.    | 72 74 |                 |  |
|                           |   |          |       |           |   |                 |       |            |   |                 |       | 295      | A | Ga. Southern    | 82 54 |                 |  |
|                           |   |          |       |           |   |                 |       |            |   |                 |       | 295      | H | Ga. Southern    | 74 82 |                 |  |
|                           |   |          |       |           |   |                 |       |            |   |                 |       | 317      | A | South Ala.      | 84 78 |                 |  |
|                           |   |          |       |           |   |                 |       |            |   |                 |       | 317      | H | South Ala.      | 69 54 |                 |  |
|                           |   |          |       |           |   |                 |       |            |   |                 |       | 335      | H | Tennessee Tech  | 72 60 |                 |  |
| LAST 12 Division I GAMES: |   |          |       |           |   |                 |       |            |   |                 |       |          |   |                 |       |                 |  |
|                           |   |          |       | 295       | H | Ga. Southern    | 74 82 | 148        | A | Texas St.       | 61 71 |          |   |                 |       |                 |  |
|                           |   |          |       | 220       | A | La.-Monroe      | 66 61 | 317        | A | South Ala.      | 84 78 |          |   |                 |       |                 |  |
|                           |   |          |       | 112       | A | Troy            | 75 88 | 295        | A | Ga. Southern    | 82 54 |          |   |                 |       |                 |  |
|                           |   |          |       | 31        | A | UALR            | 39 56 | 49         | H | Arkansas St.    | 47 61 |          |   |                 |       |                 |  |
|                           |   |          |       | 171       | H | Appalachian St. | 80 70 | 149        | A | Texas-Arlington | 45 57 |          |   |                 |       |                 |  |
|                           |   |          |       | 317       | H | South Ala.      | 69 54 | 155        | H | La.-Lafayette   | 56 63 |          |   |                 |       |                 |  |

Non-Div I Games: Thomas (GA) 101 55

Georgia St.

■ Loss, 
 ■ Non-Conf, 
 ■ S Site, 
 ■ Home 
 ■ A Away 
 N Neutral

|                   |          |           |                |            |             |               |      |      |       |           |
|-------------------|----------|-----------|----------------|------------|-------------|---------------|------|------|-------|-----------|
| Average RPI Win:  | 196      | WON-LOST  | WINNING        | LAST 10    | STRENGTH OF | OPP. STRENGTH | TEAM | ADJ. | CONF. | ADJ CONF. |
| Average RPI Loss: | 34       | RECORD    | PCT. RANK      | GAMES      | SCHEDULE    | OF SCHEDULE   | RPI  | RPI  | RPI   | RPI       |
| DIV. I ONLY       | 18- 14   | 140       | 5- 5           | 49         | 46          | 87            | 87   | 3    | 3     |           |
| DIV. I NON-CONF.  | 10- 4    | 80        | 0- 0           | 186        | 228         | 109           | 109  | 3    | 3     |           |
| TOTALS            | RPI 1-25 | RPI 26-50 | W-L RECORDS    | RPI 51-100 | RPI 101-150 | RPI 150+      |      |      |       |           |
| 18- 14            | 1- 7     | 0- 3      | OVERALL        | 1- 4       | 3- 0        | 13- 0         |      |      |       |           |
| 10- 6             | 1- 2     | 0- 2      | HOME           | 0- 2       | 1- 0        | 8- 0          |      |      |       |           |
| 6- 5              | 0- 3     | 0- 0      | AWAY           | 0- 2       | 2- 0        | 4- 0          |      |      |       |           |
| 2- 3              | 0- 2     | 0- 1      | NEUTRAL        | 1- 0       | 0- 0        | 1- 0          |      |      |       |           |
| 10- 4             | 0- 1     | 0- 1      | NON-CONFERENCE | 1- 2       | 1- 0        | 8- 0          |      |      |       |           |
| 7- 1              | 0- 0     | 0- 0      | HOME           | 0- 1       | 1- 0        | 6- 0          |      |      |       |           |
| 2- 1              | 0- 0     | 0- 0      | AWAY           | 0- 1       | 0- 0        | 2- 0          |      |      |       |           |
| 1- 2              | 0- 1     | 0- 1      | NEUTRAL        | 1- 0       | 0- 0        | 0- 0          |      |      |       |           |
| 8- 10             | 1- 6     | 0- 2      | CONFERENCE     | 0- 2       | 2- 0        | 5- 0          |      |      |       |           |
| 3- 5              | 1- 2     | 0- 2      | HOME           | 0- 1       | 0- 0        | 2- 0          |      |      |       |           |
| 4- 4              | 0- 3     | 0- 0      | AWAY           | 0- 1       | 2- 0        | 2- 0          |      |      |       |           |
| 1- 1              | 0- 1     | 0- 0      | NEUTRAL        | 0- 0       | 0- 0        | 1- 0          |      |      |       |           |

| RPI 1-25                  |   |                     |       | RPI 26-50 |   |                         |       | RPI 51-100 Team's RPI: 87 |   |                    |       | RPI 101+ |   |                      |        |
|---------------------------|---|---------------------|-------|-----------|---|-------------------------|-------|---------------------------|---|--------------------|-------|----------|---|----------------------|--------|
| RPI                       | S | Opponent            | Score | RPI       | S | Opponent                | Score | RPI                       | S | Opponent           | Score | RPI      | S | Opponent             | Score  |
| 1                         | A | Notre Dame          | 76 89 | 35        | H | Syracuse                | 60 65 | 59                        | H | Georgia            | 57 64 | 110      | A | Virginia             | 68 62  |
| 1                         | H | Notre Dame          | 61 71 | 41        | H | Pittsburgh              | 72 75 | 66                        | A | Miami (FL)         | 59 64 | 118      | A | Boston College       | 80 77  |
| 7                         | A | Louisville          | 48 75 | 43        | N | Minnesota               | 69 72 | 76                        | N | Villanova          | 71 63 | 121      | H | Louisiana Tech       | 96 81  |
| 10                        | H | Florida St.         | 62 82 |           |   |                         |       | 78                        | A | Michigan St.       | 73 79 | 159      | H | Kennesaw St.         | 77 48  |
| 15                        | H | Duke                | 71 62 |           |   |                         |       | 82                        | H | North Carolina St. | 64 65 | 185      | A | Wake Forest          | 67 60  |
| 17                        | A | North Carolina      | 81 96 |           |   |                         |       |                           |   |                    |       | 198      | A | Clemson              | 71 59  |
| 17                        | N | North Carolina      | 64 84 |           |   |                         |       |                           |   |                    |       | 198      | H | Clemson              | 74 66  |
| 25                        | N | Green Bay           | 50 71 |           |   |                         |       |                           |   |                    |       | 198      | N | Clemson              | 80 53  |
|                           |   |                     |       |           |   |                         |       |                           |   |                    |       | 200      | H | Virginia Tech        | 79 71  |
|                           |   |                     |       |           |   |                         |       |                           |   |                    |       | 249      | H | Central Ark.         | 88 50  |
|                           |   |                     |       |           |   |                         |       |                           |   |                    |       | 252      | H | Lipscomb             | 71 53  |
|                           |   |                     |       |           |   |                         |       |                           |   |                    |       | 268      | A | St. Francis Brooklyn | 65 59  |
|                           |   |                     |       |           |   |                         |       |                           |   |                    |       | 277      | H | Alabama St.          | 77 53  |
|                           |   |                     |       |           |   |                         |       |                           |   |                    |       | 293      | H | Morgan St.           | 105 76 |
|                           |   |                     |       |           |   |                         |       |                           |   |                    |       | 307      | A | Loyola Chicago       | 92 57  |
|                           |   |                     |       |           |   |                         |       |                           |   |                    |       | 312      | H | Grambling            | 97 64  |
| LAST 12 Division I GAMES: |   |                     |       |           |   |                         |       |                           |   |                    |       |          |   |                      |        |
|                           |   | 17 N North Carolina | 64 84 |           |   | 66 A Miami (FL)         | 59 64 |                           |   |                    |       |          |   |                      |        |
|                           |   | 198 N Clemson       | 80 53 |           |   | 82 H North Carolina St. | 64 65 |                           |   |                    |       |          |   |                      |        |
|                           |   | 185 A Wake Forest   | 67 60 |           |   | 35 H Syracuse           | 60 65 |                           |   |                    |       |          |   |                      |        |
|                           |   | 15 H Duke           | 71 62 |           |   | 200 H Virginia Tech     | 79 71 |                           |   |                    |       |          |   |                      |        |
|                           |   | 198 A Clemson       | 71 59 |           |   | 10 H Florida St.        | 62 82 |                           |   |                    |       |          |   |                      |        |
|                           |   | 1 H Notre Dame      | 61 71 |           |   | 110 A Virginia          | 68 62 |                           |   |                    |       |          |   |                      |        |

Non-Div I Games:

Georgia Tech

■ Loss, 
 ■ Non-Conf, 
 ■ S Site, 
 ■ H Home 
 ■ A Away 
 N Neutral

|                   |          |           |                |            |             |               |      |      |       |           |
|-------------------|----------|-----------|----------------|------------|-------------|---------------|------|------|-------|-----------|
| Average RPI Win:  | 176      | WON-LOST  | WINNING        | LAST 10    | STRENGTH OF | OPP. STRENGTH | TEAM | ADJ. | CONF. | ADJ CONF. |
| Average RPI Loss: | 48       | RECORD    | PCT. RANK      | GAMES      | SCHEDULE    | OF SCHEDULE   | RPI  | RPI  | RPI   | RPI       |
| DIV. I ONLY       | 24- 7    | 30        | 7- 3           | 81         | 86          | 39            | 39   | 9    | 9     |           |
| DIV. I NON-CONF.  | 7- 4     | 107       | 0- 0           | 66         | 70          | 66            | 66   | 7    | 7     |           |
| TOTALS            | RPI 1-25 | RPI 26-50 | W-L RECORDS    | RPI 51-100 | RPI 101-150 | RPI 150+      |      |      |       |           |
| 24- 7             | 1- 1     | 0- 1      | OVERALL        | 6- 5       | 3- 0        | 14- 0         |      |      |       |           |
| 12- 2             | 1- 0     | 0- 0      | HOME           | 3- 2       | 1- 0        | 7- 0          |      |      |       |           |
| 11- 2             | 0- 0     | 0- 0      | AWAY           | 3- 0       | 2- 0        | 6- 0          |      |      |       |           |
| 1- 3              | 0- 1     | 0- 0      | NEUTRAL        | 0- 2       | 0- 0        | 1- 0          |      |      |       |           |
| 7- 4              | 1- 1     | 0- 1      | NON-CONFERENCE | 0- 2       | 1- 0        | 5- 0          |      |      |       |           |
| 4- 1              | 1- 0     | 0- 0      | HOME           | 0- 1       | 0- 0        | 3- 0          |      |      |       |           |
| 3- 1              | 0- 0     | 0- 1      | AWAY           | 0- 0       | 1- 0        | 2- 0          |      |      |       |           |
| 0- 2              | 0- 1     | 0- 0      | NEUTRAL        | 0- 1       | 0- 0        | 0- 0          |      |      |       |           |
| 17- 3             | 0- 0     | 0- 0      | CONFERENCE     | 6- 3       | 2- 0        | 9- 0          |      |      |       |           |
| 8- 1              | 0- 0     | 0- 0      | HOME           | 3- 1       | 1- 0        | 4- 0          |      |      |       |           |
| 8- 1              | 0- 0     | 0- 0      | AWAY           | 3- 1       | 1- 0        | 4- 0          |      |      |       |           |
| 1- 1              | 0- 0     | 0- 0      | NEUTRAL        | 0- 1       | 0- 0        | 1- 0          |      |      |       |           |

| RPI 1-25                  |   |          |       | RPI 26-50 |   |                  |       | Team's RPI: 39 |   |                  |       | RPI 51-100 |   |                  |       | RPI 101+ |   |          |       |
|---------------------------|---|----------|-------|-----------|---|------------------|-------|----------------|---|------------------|-------|------------|---|------------------|-------|----------|---|----------|-------|
| RPI                       | S | Opponent | Score | RPI       | S | Opponent         | Score | RPI            | S | Opponent         | Score | RPI        | S | Opponent         | Score | RPI      | S | Opponent | Score |
| 9                         | N | Iowa     | 67 79 | 33        | A | Northwestern     | 43 62 | 51             | A | BYU              | 73 66 | 132        | A | San Francisco    | 75 64 |          |   |          |       |
| 13                        | H | Dayton   | 75 65 |           |   |                  |       | 51             | H | BYU              | 78 62 | 132        | H | San Francisco    | 91 84 |          |   |          |       |
|                           |   |          |       |           |   |                  |       | 51             | N | BYU              | 55 61 | 134        | A | Eastern Wash.    | 61 60 |          |   |          |       |
|                           |   |          |       |           |   |                  |       | 54             | N | American         | 56 59 | 162        | A | Montana St.      | 89 60 |          |   |          |       |
|                           |   |          |       |           |   |                  |       | 55             | A | San Diego        | 62 75 | 212        | A | Wyoming          | 70 56 |          |   |          |       |
|                           |   |          |       |           |   |                  |       | 55             | H | San Diego        | 67 49 | 224        | A | Santa Clara      | 78 70 |          |   |          |       |
|                           |   |          |       |           |   |                  |       | 60             | A | St. Mary's (CA)  | 52 42 | 224        | H | Santa Clara      | 76 49 |          |   |          |       |
|                           |   |          |       |           |   |                  |       | 60             | H | St. Mary's (CA)  | 80 72 | 229        | A | Pepperdine       | 78 56 |          |   |          |       |
|                           |   |          |       |           |   |                  |       | 61             | A | Pacific          | 73 63 | 229        | H | Pepperdine       | 73 64 |          |   |          |       |
|                           |   |          |       |           |   |                  |       | 61             | H | Pacific          | 59 71 | 240        | H | Idaho St.        | 88 63 |          |   |          |       |
|                           |   |          |       |           |   |                  |       | 70             | H | Washington St.   | 58 59 | 254        | H | Southern Utah    | 70 51 |          |   |          |       |
|                           |   |          |       |           |   |                  |       |                |   |                  |       | 270        | A | Loyola Marymount | 82 59 |          |   |          |       |
|                           |   |          |       |           |   |                  |       |                |   |                  |       | 270        | H | Loyola Marymount | 76 62 |          |   |          |       |
|                           |   |          |       |           |   |                  |       |                |   |                  |       | 270        | N | Loyola Marymount | 70 50 |          |   |          |       |
|                           |   |          |       |           |   |                  |       |                |   |                  |       | 292        | A | Portland         | 85 63 |          |   |          |       |
|                           |   |          |       |           |   |                  |       |                |   |                  |       | 292        | H | Portland         | 79 57 |          |   |          |       |
|                           |   |          |       |           |   |                  |       |                |   |                  |       | 311        | H | Portland St.     | 73 41 |          |   |          |       |
| LAST 12 Division I GAMES: |   |          |       |           |   |                  |       |                |   |                  |       |            |   |                  |       |          |   |          |       |
|                           |   |          |       | 51        | N | BYU              | 55 61 | 229            | A | Pepperdine       | 78 56 |            |   |                  |       |          |   |          |       |
|                           |   |          |       | 270       | N | Loyola Marymount | 70 50 | 270            | A | Loyola Marymount | 82 59 |            |   |                  |       |          |   |          |       |
|                           |   |          |       | 51        | A | BYU              | 73 66 | 132            | H | San Francisco    | 91 84 |            |   |                  |       |          |   |          |       |
|                           |   |          |       | 55        | A | San Diego        | 62 75 | 224            | H | Santa Clara      | 76 49 |            |   |                  |       |          |   |          |       |
|                           |   |          |       | 61        | H | Pacific          | 59 71 | 292            | A | Portland         | 85 63 |            |   |                  |       |          |   |          |       |
|                           |   |          |       | 60        | H | St. Mary's (CA)  | 80 72 | 61             | A | Pacific          | 73 63 |            |   |                  |       |          |   |          |       |

Non-Div I Games:

Gonzaga

■ Loss, 
■ Non-Conf, S Site, 
■ Home 
■ Away 
N Neutral

## Grambling

Through Games Of March 10, 2015

|                   |          |           |                |            |             |               |      |      |       |           |
|-------------------|----------|-----------|----------------|------------|-------------|---------------|------|------|-------|-----------|
| Average RPI Win:  | 307      | WON-LOST  | WINNING        | LAST 10    | STRENGTH OF | OPP. STRENGTH | TEAM | ADJ. | CONF. | ADJ CONF. |
| Average RPI Loss: | 190      | RECORD    | PCT. RANK      | GAMES      | SCHEDULE    | OF SCHEDULE   | RPI  | RPI  | RPI   | RPI       |
| DIV. I ONLY       | 8- 19    | 283       | 4- 6           | 317        | 320         | 312           | 312  | 32   | 32    |           |
| DIV. I NON-CONF.  | 1- 8     | 322       | 0- 0           | 84         | 4           | 256           | 256  | 32   | 32    |           |
| TOTALS            | RPI 1-25 | RPI 26-50 | W-L RECORDS    | RPI 51-100 | RPI 101-150 | RPI 150+      |      |      |       |           |
| 8- 19             | 0- 1     | 0- 2      | OVERALL        | 0- 2       | 0- 2        | 8- 12         |      |      |       |           |
| 6- 4              | 0- 0     | 0- 0      | HOME           | 0- 0       | 0- 0        | 6- 4          |      |      |       |           |
| 2- 15             | 0- 1     | 0- 2      | AWAY           | 0- 2       | 0- 2        | 2- 8          |      |      |       |           |
| 0- 0              | 0- 0     | 0- 0      | NEUTRAL        | 0- 0       | 0- 0        | 0- 0          |      |      |       |           |
| 1- 8              | 0- 1     | 0- 2      | NON-CONFERENCE | 0- 2       | 0- 2        | 1- 1          |      |      |       |           |
| 1- 0              | 0- 0     | 0- 0      | HOME           | 0- 0       | 0- 0        | 1- 0          |      |      |       |           |
| 0- 8              | 0- 1     | 0- 2      | AWAY           | 0- 2       | 0- 2        | 0- 1          |      |      |       |           |
| 0- 0              | 0- 0     | 0- 0      | NEUTRAL        | 0- 0       | 0- 0        | 0- 0          |      |      |       |           |
| 7- 11             | 0- 0     | 0- 0      | CONFERENCE     | 0- 0       | 0- 0        | 7- 11         |      |      |       |           |
| 5- 4              | 0- 0     | 0- 0      | HOME           | 0- 0       | 0- 0        | 5- 4          |      |      |       |           |
| 2- 7              | 0- 0     | 0- 0      | AWAY           | 0- 0       | 0- 0        | 2- 7          |      |      |       |           |
| 0- 0              | 0- 0     | 0- 0      | NEUTRAL        | 0- 0       | 0- 0        | 0- 0          |      |      |       |           |

| RPI 1-25                  |   |                   |       | RPI 26-50 |   |                  |       | RPI 51-100 |   |              |       | RPI 101+ Team's RPI: 312 |   |                  |       |
|---------------------------|---|-------------------|-------|-----------|---|------------------|-------|------------|---|--------------|-------|--------------------------|---|------------------|-------|
| RPI                       | S | Opponent          | Score | RPI       | S | Opponent         | Score | RPI        | S | Opponent     | Score | RPI                      | S | Opponent         | Score |
| 11                        | A | George Washington | 51 89 | 32        | A | Washington       | 53 84 | 62         | A | Kansas St.   | 38 61 | 101                      | A | Ole Miss         | 67 92 |
|                           |   |                   |       | 44        | A | Arkansas         | 35 77 | 87         | A | Georgia Tech | 64 97 | 150                      | A | Auburn           | 42 92 |
|                           |   |                   |       |           |   |                  |       |            |   |              |       | 190                      | A | Texas Southern   | 33 74 |
|                           |   |                   |       |           |   |                  |       |            |   |              |       | 190                      | H | Texas Southern   | 38 67 |
|                           |   |                   |       |           |   |                  |       |            |   |              |       | 214                      | A | Arizona          | 51 65 |
|                           |   |                   |       |           |   |                  |       |            |   |              |       | 228                      | H | Northwestern St. | 44 41 |
|                           |   |                   |       |           |   |                  |       |            |   |              |       | 230                      | A | Southern U.      | 52 80 |
|                           |   |                   |       |           |   |                  |       |            |   |              |       | 230                      | H | Southern U.      | 57 56 |
|                           |   |                   |       |           |   |                  |       |            |   |              |       | 247                      | A | Prairie View     | 57 85 |
|                           |   |                   |       |           |   |                  |       |            |   |              |       | 247                      | H | Prairie View     | 51 59 |
|                           |   |                   |       |           |   |                  |       |            |   |              |       | 276                      | A | Jackson St.      | 56 70 |
|                           |   |                   |       |           |   |                  |       |            |   |              |       | 276                      | H | Jackson St.      | 55 64 |
|                           |   |                   |       |           |   |                  |       |            |   |              |       | 277                      | A | Alabama St.      | 30 53 |
|                           |   |                   |       |           |   |                  |       |            |   |              |       | 277                      | H | Alabama St.      | 62 68 |
|                           |   |                   |       |           |   |                  |       |            |   |              |       | 313                      | A | Alcorn           | 82 57 |
|                           |   |                   |       |           |   |                  |       |            |   |              |       | 313                      | H | Alcorn           | 64 57 |
|                           |   |                   |       |           |   |                  |       |            |   |              |       | 337                      | A | Ark.-Pine Bluff  | 59 45 |
|                           |   |                   |       |           |   |                  |       |            |   |              |       | 337                      | H | Ark.-Pine Bluff  | 75 56 |
|                           |   |                   |       |           |   |                  |       |            |   |              |       | 346                      | A | Alabama A&M      | 56 59 |
|                           |   |                   |       |           |   |                  |       |            |   |              |       | 346                      | H | Alabama A&M      | 65 64 |
|                           |   |                   |       |           |   |                  |       |            |   |              |       | 349                      | A | Mississippi Val. | 58 61 |
|                           |   |                   |       |           |   |                  |       |            |   |              |       | 349                      | H | Mississippi Val. | 62 31 |
| LAST 12 Division I GAMES: |   |                   |       |           |   |                  |       |            |   |              |       |                          |   |                  |       |
|                           |   |                   |       | 346       | H | Alabama A&M      | 65 64 |            |   |              |       | 190                      | H | Texas Southern   | 38 67 |
|                           |   |                   |       | 277       | H | Alabama St.      | 62 68 |            |   |              |       | 313                      | A | Alcorn           | 82 57 |
|                           |   |                   |       | 349       | A | Mississippi Val. | 58 61 |            |   |              |       | 230                      | A | Southern U.      | 52 80 |
|                           |   |                   |       | 337       | A | Ark.-Pine Bluff  | 59 45 |            |   |              |       | 349                      | H | Mississippi Val. | 62 31 |
|                           |   |                   |       | 276       | A | Jackson St.      | 56 70 |            |   |              |       | 337                      | H | Ark.-Pine Bluff  | 75 56 |
|                           |   |                   |       | 247       | H | Prairie View     | 51 59 |            |   |              |       | 276                      | H | Jackson St.      | 55 64 |

Non-Div I Games: LSU-Shreveport 67 58 Tougaloo 98 59

Grambling

Loss, Non-Conf, S Site, H Home A Away N Neutral

## Grand Canyon

Through Games Of March 10, 2015

|                   |          |           |                |            |             |               |      |      |       |           |
|-------------------|----------|-----------|----------------|------------|-------------|---------------|------|------|-------|-----------|
| Average RPI Win:  | 289      | WON-LOST  | WINNING        | LAST 10    | STRENGTH OF | OPP. STRENGTH | TEAM | ADJ. | CONF. | ADJ CONF. |
| Average RPI Loss: | 197      | RECORD    | PCT. RANK      | GAMES      | SCHEDULE    | OF SCHEDULE   | RPI  | RPI  | RPI   | RPI       |
| DIV. I ONLY       | 11- 14   | 215       | 6- 4           | 331        | 302         | 275           | 275  | 30   | 30    |           |
| DIV. I NON-CONF.  | 4- 7     | 221       | 0- 0           | 313        | 231         | 289           | 289  | 30   | 30    |           |
| TOTALS            | RPI 1-25 | RPI 26-50 | W-L RECORDS    | RPI 51-100 | RPI 101-150 | RPI 150+      |      |      |       |           |
| 11- 14            | 0- 1     | 0- 0      | OVERALL        | 0- 0       | 0- 5        | 11- 8         |      |      |       |           |
| 6- 6              | 0- 1     | 0- 0      | HOME           | 0- 0       | 0- 2        | 6- 3          |      |      |       |           |
| 5- 7              | 0- 0     | 0- 0      | AWAY           | 0- 0       | 0- 3        | 5- 4          |      |      |       |           |
| 0- 1              | 0- 0     | 0- 0      | NEUTRAL        | 0- 0       | 0- 0        | 0- 1          |      |      |       |           |
| 4- 7              | 0- 1     | 0- 0      | NON-CONFERENCE | 0- 0       | 0- 1        | 4- 5          |      |      |       |           |
| 2- 3              | 0- 1     | 0- 0      | HOME           | 0- 0       | 0- 0        | 2- 2          |      |      |       |           |
| 2- 3              | 0- 0     | 0- 0      | AWAY           | 0- 0       | 0- 1        | 2- 2          |      |      |       |           |
| 0- 1              | 0- 0     | 0- 0      | NEUTRAL        | 0- 0       | 0- 0        | 0- 1          |      |      |       |           |
| 7- 7              | 0- 0     | 0- 0      | CONFERENCE     | 0- 0       | 0- 4        | 7- 3          |      |      |       |           |
| 4- 3              | 0- 0     | 0- 0      | HOME           | 0- 0       | 0- 2        | 4- 1          |      |      |       |           |
| 3- 4              | 0- 0     | 0- 0      | AWAY           | 0- 0       | 0- 2        | 3- 2          |      |      |       |           |
| 0- 0              | 0- 0     | 0- 0      | NEUTRAL        | 0- 0       | 0- 0        | 0- 0          |      |      |       |           |

| RPI 1-25                  |   |                   | RPI 26-50 |     |   | RPI 51-100        |       |     | RPI 101+ Team's RPI: 275 |                   |       |
|---------------------------|---|-------------------|-----------|-----|---|-------------------|-------|-----|--------------------------|-------------------|-------|
| RPI                       | S | Opponent          | Score     | RPI | S | Opponent          | Score | RPI | S                        | Opponent          | Score |
| 7                         | H | Louisville        | 51 65     |     |   |                   |       | 117 | A                        | Bakersfield       | 67 90 |
|                           |   |                   |           |     |   |                   |       | 117 | H                        | Bakersfield       | 60 65 |
|                           |   |                   |           |     |   |                   |       | 135 | A                        | New Mexico St.    | 60 61 |
|                           |   |                   |           |     |   |                   |       | 135 | H                        | New Mexico St.    | 62 74 |
|                           |   |                   |           |     |   |                   |       | 138 | A                        | Northern Colo.    | 47 66 |
|                           |   |                   |           |     |   |                   |       | 156 | N                        | Northern Ky.      | 45 52 |
|                           |   |                   |           |     |   |                   |       | 158 | A                        | Oral Roberts      | 54 51 |
|                           |   |                   |           |     |   |                   |       | 195 | A                        | Navy              | 51 60 |
|                           |   |                   |           |     |   |                   |       | 205 | A                        | Tex.-Pan American | 75 63 |
|                           |   |                   |           |     |   |                   |       | 205 | H                        | Tex.-Pan American | 69 54 |
|                           |   |                   |           |     |   |                   |       | 260 | A                        | Austin Peay       | 77 84 |
|                           |   |                   |           |     |   |                   |       | 267 | H                        | North Dakota St.  | 69 54 |
|                           |   |                   |           |     |   |                   |       | 272 | H                        | UC Irvine         | 53 54 |
|                           |   |                   |           |     |   |                   |       | 285 | H                        | Nevada            | 52 64 |
|                           |   |                   |           |     |   |                   |       | 302 | H                        | New Orleans       | 59 57 |
|                           |   |                   |           |     |   |                   |       | 306 | A                        | Seattle           | 43 46 |
|                           |   |                   |           |     |   |                   |       | 306 | H                        | Seattle           | 56 59 |
|                           |   |                   |           |     |   |                   |       | 326 | A                        | Utah Valley       | 50 52 |
|                           |   |                   |           |     |   |                   |       | 326 | H                        | Utah Valley       | 60 50 |
|                           |   |                   |           |     |   |                   |       | 341 | A                        | Incarnate Word    | 72 67 |
|                           |   |                   |           |     |   |                   |       | 342 | A                        | UMKC              | 65 59 |
|                           |   |                   |           |     |   |                   |       | 342 | H                        | UMKC              | 57 42 |
|                           |   |                   |           |     |   |                   |       | 345 | A                        | Chicago St.       | 76 51 |
|                           |   |                   |           |     |   |                   |       | 345 | H                        | Chicago St.       | 73 49 |
| LAST 12 Division I GAMES: |   |                   |           |     |   |                   |       |     |                          |                   |       |
| 306                       | A | Seattle           | 43 46     | 117 | H | Bakersfield       | 60 65 |     |                          |                   |       |
| 342                       | H | UMKC              | 57 42     | 306 | H | Seattle           | 56 59 |     |                          |                   |       |
| 345                       | H | Chicago St.       | 73 49     | 345 | A | Chicago St.       | 76 51 |     |                          |                   |       |
| 135                       | A | New Mexico St.    | 60 61     | 342 | A | UMKC              | 65 59 |     |                          |                   |       |
| 205                       | A | Tex.-Pan American | 75 63     | 205 | H | Tex.-Pan American | 69 54 |     |                          |                   |       |
| 326                       | H | Utah Valley       | 60 50     | 135 | H | New Mexico St.    | 62 74 |     |                          |                   |       |

Non-Div I Games: Western St. 76 52 San Diego Christian 87 44

Grand Canyon

Loss, Non-Conf, S Site, H Home A Away N Neutral



|                   |          |           |                |            |             |               |      |      |       |           |
|-------------------|----------|-----------|----------------|------------|-------------|---------------|------|------|-------|-----------|
| Average RPI Win:  | 163      | WON-LOST  | WINNING        | LAST 10    | STRENGTH OF | OPP. STRENGTH | TEAM | ADJ. | CONF. | ADJ CONF. |
| Average RPI Loss: | 79       | RECORD    | PCT. RANK      | GAMES      | SCHEDULE    | OF SCHEDULE   | RPI  | RPI  | RPI   | RPI       |
| DIV. I ONLY       | 24- 4    | 18        | 9- 1           | 78         | 90          | 25            | 25   | 12   | 12    |           |
| DIV. I NON-CONF.  | 9- 3     | 60        | 0- 0           | 51         | 3           | 22            | 22   | 15   | 15    |           |
| TOTALS            | RPI 1-25 | RPI 26-50 | W-L RECORDS    | RPI 51-100 | RPI 101-150 | RPI 150+      |      |      |       |           |
| 24- 4             | 1- 2     | 2- 0      | OVERALL        | 6- 1       | 3- 0        | 12- 1         |      |      |       |           |
| 11- 1             | 0- 0     | 1- 0      | HOME           | 3- 0       | 1- 0        | 6- 1          |      |      |       |           |
| 11- 2             | 0- 1     | 1- 0      | AWAY           | 2- 1       | 2- 0        | 6- 0          |      |      |       |           |
| 2- 1              | 1- 1     | 0- 0      | NEUTRAL        | 1- 0       | 0- 0        | 0- 0          |      |      |       |           |
| 9- 3              | 1- 2     | 2- 0      | NON-CONFERENCE | 2- 1       | 1- 0        | 3- 0          |      |      |       |           |
| 4- 0              | 0- 0     | 1- 0      | HOME           | 1- 0       | 0- 0        | 2- 0          |      |      |       |           |
| 3- 2              | 0- 1     | 1- 0      | AWAY           | 0- 1       | 1- 0        | 1- 0          |      |      |       |           |
| 2- 1              | 1- 1     | 0- 0      | NEUTRAL        | 1- 0       | 0- 0        | 0- 0          |      |      |       |           |
| 15- 1             | 0- 0     | 0- 0      | CONFERENCE     | 4- 0       | 2- 0        | 9- 1          |      |      |       |           |
| 7- 1              | 0- 0     | 0- 0      | HOME           | 2- 0       | 1- 0        | 4- 1          |      |      |       |           |
| 8- 0              | 0- 0     | 0- 0      | AWAY           | 2- 0       | 1- 0        | 5- 0          |      |      |       |           |
| 0- 0              | 0- 0     | 0- 0      | NEUTRAL        | 0- 0       | 0- 0        | 0- 0          |      |      |       |           |

| RPI                       | S | Opponent       | Score | RPI | S | Opponent         | Score | RPI | S | Opponent       | Score | RPI | S | Opponent      | Score |
|---------------------------|---|----------------|-------|-----|---|------------------|-------|-----|---|----------------|-------|-----|---|---------------|-------|
| 5                         | N | UConn          | 53 89 | 47  | A | South Dakota St. | 77 75 | 63  | A | Vanderbilt     | 64 68 | 111 | A | Cleveland St. | 65 61 |
| 13                        | A | Dayton         | 66 72 | 48  | H | Duquesne         | 84 52 | 77  | A | Youngstown St. | 73 27 | 111 | H | Cleveland St. | 74 50 |
| 16                        | N | Arizona St.    | 63 57 |     |   |                  |       | 77  | H | Youngstown St. | 66 43 | 130 | A | Purdue        | 81 78 |
|                           |   |                |       |     |   |                  |       | 87  | N | Georgia Tech   | 71 50 | 160 | H | Wisconsin     | 53 43 |
|                           |   |                |       |     |   |                  |       | 89  | A | Wright St.     | 68 59 | 207 | A | Ill.-Chicago  | 64 45 |
|                           |   |                |       |     |   |                  |       | 89  | H | Wright St.     | 61 45 | 207 | H | Ill.-Chicago  | 71 32 |
|                           |   |                |       |     |   |                  |       | 94  | H | Western Mich.  | 70 55 | 223 | A | Detroit       | 75 58 |
|                           |   |                |       |     |   |                  |       |     |   |                |       | 223 | H | Detroit       | 52 51 |
|                           |   |                |       |     |   |                  |       |     |   |                |       | 236 | A | Oakland       | 70 55 |
|                           |   |                |       |     |   |                  |       |     |   |                |       | 236 | H | Oakland       | 67 70 |
|                           |   |                |       |     |   |                  |       |     |   |                |       | 247 | A | Marquette     | 94 66 |
|                           |   |                |       |     |   |                  |       |     |   |                |       | 280 | A | Valparaiso    | 67 52 |
|                           |   |                |       |     |   |                  |       |     |   |                |       | 280 | H | Valparaiso    | 87 45 |
|                           |   |                |       |     |   |                  |       |     |   |                |       | 283 | A | Milwaukee     | 79 62 |
|                           |   |                |       |     |   |                  |       |     |   |                |       | 283 | H | Milwaukee     | 63 37 |
|                           |   |                |       |     |   |                  |       |     |   |                |       | 303 | H | Vermont       | 60 40 |
| LAST 12 Division I GAMES: |   |                |       |     |   |                  |       |     |   |                |       |     |   |               |       |
| 223                       | H | Detroit        | 52 51 | 89  | H | Wright St.       | 61 45 |     |   |                |       |     |   |               |       |
| 77                        | A | Youngstown St. | 73 27 | 111 | H | Cleveland St.    | 74 50 |     |   |                |       |     |   |               |       |
| 236                       | A | Oakland        | 70 55 | 236 | H | Oakland          | 67 70 |     |   |                |       |     |   |               |       |
| 207                       | H | Ill.-Chicago   | 71 32 | 207 | A | Ill.-Chicago     | 64 45 |     |   |                |       |     |   |               |       |
| 280                       | H | Valparaiso     | 87 45 | 280 | A | Valparaiso       | 67 52 |     |   |                |       |     |   |               |       |
| 283                       | A | Milwaukee      | 79 62 | 223 | A | Detroit          | 75 58 |     |   |                |       |     |   |               |       |

Non-Div I Games: Davenport 53 40

Green Bay

Loss, Non-Conf, S Site, H Home A Away N Neutral

|                   |          |           |                |            |             |               |      |      |       |           |
|-------------------|----------|-----------|----------------|------------|-------------|---------------|------|------|-------|-----------|
| Average RPI Win:  | 270      | WON-LOST  | WINNING        | LAST 10    | STRENGTH OF | OPP. STRENGTH | TEAM | ADJ. | CONF. | ADJ CONF. |
| Average RPI Loss: | 72       | RECORD    | PCT. RANK      | GAMES      | SCHEDULE    | OF SCHEDULE   | RPI  | RPI  | RPI   | RPI       |
| DIV. I ONLY       | 18- 11   | 93        | 9- 1           | 164        | 278         | 105           | 105  | 31   | 31    |           |
| DIV. I NON-CONF.  | 4- 9     | 243       | 0- 0           | 2          | 24          | 60            | 60   | 29   | 29    |           |
| TOTALS            | RPI 1-25 | RPI 26-50 | W-L RECORDS    | RPI 51-100 | RPI 101-150 | RPI 150+      |      |      |       |           |
| 18- 11            | 0- 3     | 0- 3      | OVERALL        | 2- 2       | 1- 1        | 15- 2         |      |      |       |           |
| 8- 3              | 0- 2     | 0- 0      | HOME           | 0- 1       | 0- 0        | 8- 0          |      |      |       |           |
| 8- 8              | 0- 1     | 0- 3      | AWAY           | 2- 1       | 0- 1        | 6- 2          |      |      |       |           |
| 2- 0              | 0- 0     | 0- 0      | NEUTRAL        | 0- 0       | 1- 0        | 1- 0          |      |      |       |           |
| 4- 9              | 0- 3     | 0- 3      | NON-CONFERENCE | 2- 2       | 1- 1        | 1- 0          |      |      |       |           |
| 0- 3              | 0- 2     | 0- 0      | HOME           | 0- 1       | 0- 0        | 0- 0          |      |      |       |           |
| 2- 6              | 0- 1     | 0- 3      | AWAY           | 2- 1       | 0- 1        | 0- 0          |      |      |       |           |
| 2- 0              | 0- 0     | 0- 0      | NEUTRAL        | 0- 0       | 1- 0        | 1- 0          |      |      |       |           |
| 14- 2             | 0- 0     | 0- 0      | CONFERENCE     | 0- 0       | 0- 0        | 14- 2         |      |      |       |           |
| 8- 0              | 0- 0     | 0- 0      | HOME           | 0- 0       | 0- 0        | 8- 0          |      |      |       |           |
| 6- 2              | 0- 0     | 0- 0      | AWAY           | 0- 0       | 0- 0        | 6- 2          |      |      |       |           |
| 0- 0              | 0- 0     | 0- 0      | NEUTRAL        | 0- 0       | 0- 0        | 0- 0          |      |      |       |           |

| RPI 1-25                  |   |                |       | RPI 26-50 |   |               |        | RPI 51-100 |   |                    |       | RPI 101+ Team's RPI: 105 |   |                    |        |
|---------------------------|---|----------------|-------|-----------|---|---------------|--------|------------|---|--------------------|-------|--------------------------|---|--------------------|--------|
| RPI                       | S | Opponent       | Score | RPI       | S | Opponent      | Score  | RPI        | S | Opponent           | Score | RPI                      | S | Opponent           | Score  |
| 3                         | H | South Carolina | 49 69 | 28        | A | James Madison | 53 85  | 52         | A | Penn               | 58 43 | 106                      | A | Lehigh             | 67 85  |
| 12                        | H | Princeton      | 63 75 | 33        | A | Northwestern  | 36 62  | 62         | A | Kansas St.         | 46 66 | 150                      | N | Auburn             | 44 42  |
| 24                        | A | Quinnipiac     | 59 87 | 37        | A | DePaul        | 67 86  | 70         | H | Washington St.     | 60 74 | 153                      | A | Savannah St.       | 55 61  |
|                           |   |                |       |           |   |               |        | 90         | A | Richmond           | 64 53 | 181                      | H | N.C. A&T           | 54 48  |
|                           |   |                |       |           |   |               |        |            |   |                    |       | 253                      | A | Bethune-Cookman    | 61 54  |
|                           |   |                |       |           |   |               |        |            |   |                    |       | 265                      | A | Norfolk St.        | 66 71  |
|                           |   |                |       |           |   |               |        |            |   |                    |       | 265                      | H | Norfolk St.        | 64 49  |
|                           |   |                |       |           |   |               |        |            |   |                    |       | 284                      | A | South Carolina St. | 88 53  |
|                           |   |                |       |           |   |               |        |            |   |                    |       | 291                      | N | Bowling Green      | 64 53  |
|                           |   |                |       |           |   |               |        |            |   |                    |       | 293                      | A | Morgan St.         | 78 44  |
|                           |   |                |       |           |   |               |        |            |   |                    |       | 293                      | H | Morgan St.         | 63 43  |
|                           |   |                |       |           |   |               |        |            |   |                    |       | 328                      | H | UMES               | 71 43  |
|                           |   |                |       |           |   |               |        |            |   |                    |       | 336                      | A | Florida A&M        | 80 52  |
|                           |   |                |       |           |   |               |        |            |   |                    |       | 338                      | H | Coppin St.         | 69 44  |
|                           |   |                |       |           |   |               |        |            |   |                    |       | 339                      | H | N.C. Central       | 75 36  |
|                           |   |                |       |           |   |               |        |            |   |                    |       | 340                      | A | Howard             | 106 57 |
|                           |   |                |       |           |   |               |        |            |   |                    |       | 340                      | H | Howard             | 80 61  |
|                           |   |                |       |           |   |               |        |            |   |                    |       | 347                      | A | Delaware St.       | 78 63  |
|                           |   |                |       |           |   |               |        |            |   |                    |       | 347                      | H | Delaware St.       | 74 61  |
| LAST 12 Division I GAMES: |   |                |       |           |   |               |        |            |   |                    |       |                          |   |                    |        |
|                           |   |                |       | 265       | H | Norfolk St.   | 64 49  | 340        | H | Howard             | 80 61 |                          |   |                    |        |
|                           |   |                |       | 347       | A | Delaware St.  | 78 63  | 328        | H | UMES               | 71 43 |                          |   |                    |        |
|                           |   |                |       | 340       | A | Howard        | 106 57 | 265        | A | Norfolk St.        | 66 71 |                          |   |                    |        |
|                           |   |                |       | 338       | H | Coppin St.    | 69 44  | 284        | A | South Carolina St. | 88 53 |                          |   |                    |        |
|                           |   |                |       | 347       | H | Delaware St.  | 74 61  | 153        | A | Savannah St.       | 55 61 |                          |   |                    |        |
|                           |   |                |       | 293       | A | Morgan St.    | 78 44  | 339        | H | N.C. Central       | 75 36 |                          |   |                    |        |

Non-Div I Games:

Hampton

■ Loss, 
 ■ Non-Conf, 
 ■ S Site, 
 ■ Home 
 ■ A Away 
 N Neutral

| RPI 1-25 |   |             |       |    |  |
|----------|---|-------------|-------|----|--|
| RPI      | S | Opponent    | Score |    |  |
| 10       | N | Florida St. | 59    | 69 |  |
| 12       | N | Princeton   | 51    | 64 |  |
| 24       | H | Quinnipiac  | 58    | 70 |  |

| RPI 26-50 |   |            |       |    |  |
|-----------|---|------------|-------|----|--|
| RPI       | S | Opponent   | Score |    |  |
| 32        | N | Washington | 70    | 81 |  |

| RPI 51-100 |   |             |       |    |  |
|------------|---|-------------|-------|----|--|
| RPI        | S | Opponent    | Score |    |  |
| 83         | A | Albany (NY) | 58    | 82 |  |
| 83         | H | Albany (NY) | 50    | 65 |  |
| 91         | A | Maine       | 45    | 63 |  |
| 91         | H | Maine       | 57    | 68 |  |
| 91         | N | Maine       | 65    | 54 |  |

| Team's RPI: 142 |   |                   |       |    |  |
|-----------------|---|-------------------|-------|----|--|
| RPI             | S | Opponent          | Score |    |  |
| 118             | H | Boston College    | 61    | 73 |  |
| 125             | A | Cornell           | 48    | 46 |  |
| 145             | N | Furman            | 43    | 53 |  |
| 146             | A | Central Conn. St. | 75    | 63 |  |
| 153             | N | Savannah St.      | 59    | 55 |  |
| 154             | A | Dartmouth         | 43    | 49 |  |
| 188             | A | Stony Brook       | 60    | 58 |  |
| 188             | H | Stony Brook       | 56    | 49 |  |
| 208             | A | New Hampshire     | 50    | 55 |  |
| 208             | H | New Hampshire     | 63    | 65 |  |
| 208             | N | New Hampshire     | 58    | 42 |  |
| 213             | A | Lafayette         | 59    | 74 |  |
| 218             | A | UMass Lowell      | 67    | 56 |  |
| 218             | H | UMass Lowell      | 62    | 65 |  |
| 219             | H | Sacred Heart      | 68    | 63 |  |
| 227             | H | Penn St.          | 62    | 57 |  |
| 259             | A | UMBC              | 51    | 53 |  |
| 259             | H | UMBC              | 70    | 63 |  |
| 269             | H | Providence        | 57    | 54 |  |
| 303             | A | Vermont           | 62    | 46 |  |
| 303             | H | Vermont           | 60    | 49 |  |
| 324             | A | Binghamton        | 51    | 46 |  |
| 324             | H | Binghamton        | 59    | 44 |  |

| LAST 12 Division I GAMES: |   |               |    |    |                          |
|---------------------------|---|---------------|----|----|--------------------------|
| 91                        | N | Maine         | 65 | 54 | 218 H UMass Lowell 62 65 |
| 208                       | N | New Hampshire | 58 | 42 | 91 A Maine 45 63         |
| 188                       | H | Stony Brook   | 56 | 49 | 324 A Binghamton 51 46   |
| 83                        | H | Albany (NY)   | 50 | 65 | 303 H Vermont 60 49      |
| 259                       | A | UMBC          | 51 | 53 | 188 A Stony Brook 60 58  |
| 208                       | A | New Hampshire | 50 | 55 | 83 A Albany (NY) 58 82   |

**Non-Div I Games:**



|                   |          |           |                |            |             |               |      |      |       |           |
|-------------------|----------|-----------|----------------|------------|-------------|---------------|------|------|-------|-----------|
| Average RPI Win:  | 206      | WON-LOST  | WINNING        | LAST 10    | STRENGTH OF | OPP. STRENGTH | TEAM | ADJ. | CONF. | ADJ CONF. |
| Average RPI Loss: | 67       | RECORD    | PCT. RANK      | GAMES      | SCHEDULE    | OF SCHEDULE   | RPI  | RPI  | RPI   | RPI       |
| DIV. I ONLY       | 20- 7    | 45        | 10- 0          | 156        | 132         | 71            | 71   | 16   | 16    |           |
| DIV. I NON-CONF.  | 6- 5     | 145       | 0- 0           | 107        | 117         | 137           | 137  | 14   | 14    |           |
| TOTALS            | RPI 1-25 | RPI 26-50 | W-L RECORDS    | RPI 51-100 | RPI 101-150 | RPI 150+      |      |      |       |           |
| 20- 7             | 0- 3     | 0- 0      | OVERALL        | 4- 2       | 3- 2        | 13- 0         |      |      |       |           |
| 11- 4             | 0- 3     | 0- 0      | HOME           | 2- 1       | 2- 0        | 7- 0          |      |      |       |           |
| 9- 3              | 0- 0     | 0- 0      | AWAY           | 2- 1       | 1- 2        | 6- 0          |      |      |       |           |
| 0- 0              | 0- 0     | 0- 0      | NEUTRAL        | 0- 0       | 0- 0        | 0- 0          |      |      |       |           |
| 6- 5              | 0- 3     | 0- 0      | NON-CONFERENCE | 1- 1       | 0- 1        | 5- 0          |      |      |       |           |
| 3- 4              | 0- 3     | 0- 0      | HOME           | 0- 1       | 0- 0        | 3- 0          |      |      |       |           |
| 3- 1              | 0- 0     | 0- 0      | AWAY           | 1- 0       | 0- 1        | 2- 0          |      |      |       |           |
| 0- 0              | 0- 0     | 0- 0      | NEUTRAL        | 0- 0       | 0- 0        | 0- 0          |      |      |       |           |
| 14- 2             | 0- 0     | 0- 0      | CONFERENCE     | 3- 1       | 3- 1        | 8- 0          |      |      |       |           |
| 8- 0              | 0- 0     | 0- 0      | HOME           | 2- 0       | 2- 0        | 4- 0          |      |      |       |           |
| 6- 2              | 0- 0     | 0- 0      | AWAY           | 1- 1       | 1- 1        | 4- 0          |      |      |       |           |
| 0- 0              | 0- 0     | 0- 0      | NEUTRAL        | 0- 0       | 0- 0        | 0- 0          |      |      |       |           |

| RPI 1-25                  |   |                   |       | RPI 26-50 |   |                  |       | RPI 51-100 |   |                |       | Team's RPI: 71 | RPI 101+ |   |                   |       |
|---------------------------|---|-------------------|-------|-----------|---|------------------|-------|------------|---|----------------|-------|----------------|----------|---|-------------------|-------|
| RPI                       | S | Opponent          | Score | RPI       | S | Opponent         | Score | RPI        | S | Opponent       | Score |                | RPI      | S | Opponent          | Score |
| 17                        | H | North Carolina    | 65 74 |           |   |                  |       | 61         | H | Pacific        | 61 69 |                | 117      | A | Bakersfield       | 69 78 |
| 19                        | H | Stanford          | 73 86 |           |   |                  |       | 80         | A | Colorado St.   | 63 58 |                | 139      | A | UC Riverside      | 72 69 |
| 23                        | H | California        | 72 79 |           |   |                  |       | 84         | A | CSUN           | 46 53 |                | 139      | H | UC Riverside      | 69 58 |
|                           |   |                   |       |           |   |                  |       | 84         | H | CSUN           | 64 49 |                | 147      | A | Cal Poly          | 65 70 |
|                           |   |                   |       |           |   |                  |       | 97         | A | Long Beach St. | 47 46 |                | 147      | H | Cal Poly          | 79 64 |
|                           |   |                   |       |           |   |                  |       | 97         | H | Long Beach St. | 72 64 |                | 167      | A | UC Davis          | 58 53 |
|                           |   |                   |       |           |   |                  |       |            |   |                |       |                | 167      | H | UC Davis          | 62 60 |
|                           |   |                   |       |           |   |                  |       |            |   |                |       |                | 215      | A | Cal St. Fullerton | 54 43 |
|                           |   |                   |       |           |   |                  |       |            |   |                |       |                | 215      | H | Cal St. Fullerton | 61 38 |
|                           |   |                   |       |           |   |                  |       |            |   |                |       |                | 232      | H | UNLV              | 79 70 |
|                           |   |                   |       |           |   |                  |       |            |   |                |       |                | 247      | H | Prairie View      | 72 58 |
|                           |   |                   |       |           |   |                  |       |            |   |                |       |                | 270      | A | Loyola Marymount  | 85 76 |
|                           |   |                   |       |           |   |                  |       |            |   |                |       |                | 272      | A | UC Irvine         | 85 50 |
|                           |   |                   |       |           |   |                  |       |            |   |                |       |                | 272      | H | UC Irvine         | 75 37 |
|                           |   |                   |       |           |   |                  |       |            |   |                |       |                | 309      | A | Denver            | 60 58 |
|                           |   |                   |       |           |   |                  |       |            |   |                |       |                | 309      | H | UNC Greensboro    | 74 54 |
|                           |   |                   |       |           |   |                  |       |            |   |                |       |                | 329      | A | UC Santa Barbara  | 60 36 |
|                           |   |                   |       |           |   |                  |       |            |   |                |       |                | 329      | H | UC Santa Barbara  | 60 43 |
| LAST 12 Division I GAMES: |   |                   |       |           |   |                  |       |            |   |                |       |                |          |   |                   |       |
| 215                       | H | Cal St. Fullerton | 61 38 | 139       | A | UC Riverside     | 72 69 |            |   |                |       |                |          |   |                   |       |
| 329                       | A | UC Santa Barbara  | 60 36 | 147       | H | Cal Poly         | 79 64 |            |   |                |       |                |          |   |                   |       |
| 97                        | A | Long Beach St.    | 47 46 | 329       | H | UC Santa Barbara | 60 43 |            |   |                |       |                |          |   |                   |       |
| 167                       | H | UC Davis          | 62 60 | 84        | H | CSUN             | 64 49 |            |   |                |       |                |          |   |                   |       |
| 272                       | H | UC Irvine         | 75 37 | 97        | H | Long Beach St.   | 72 64 |            |   |                |       |                |          |   |                   |       |
| 215                       | A | Cal St. Fullerton | 54 43 | 272       | A | UC Irvine        | 85 50 |            |   |                |       |                |          |   |                   |       |

Non-Div I Games:      BYU-Hawaii      92   40      Hawaii Pacific      76   68

Hawaii

Loss, Non-Conf, S Site, H Home A Away N Neutral

[illegible]

Loss, Non-Conf, S Site, H Home A Away N Neutral

## Hofstra

Through Games Of March 10, 2015

|                              |               |            |                |             |               |            |            |           |           |
|------------------------------|---------------|------------|----------------|-------------|---------------|------------|------------|-----------|-----------|
| Average RPI Win: <b>196</b>  | WON-LOST      | WINNING    | LAST 10        | STRENGTH OF | OPP. STRENGTH | TEAM       | ADJ.       | CONF.     | ADJ CONF. |
| Average RPI Loss: <b>131</b> | RECORD        | PCT. RANK  | GAMES          | SCHEDULE    | OF SCHEDULE   | RPI        | RPI        | RPI       | RPI       |
| DIV. I ONLY                  | <b>18- 11</b> | <b>93</b>  | <b>6- 4</b>    | <b>137</b>  | <b>141</b>    | <b>103</b> | <b>103</b> | <b>13</b> | <b>13</b> |
| DIV. I NON-CONF.             | <b>7- 4</b>   | <b>107</b> | <b>0- 0</b>    | <b>79</b>   | <b>220</b>    | <b>73</b>  | <b>73</b>  | <b>11</b> | <b>11</b> |
| TOTALS                       | RPI 1-25      | RPI 26-50  | W-L RECORDS    | RPI 51-100  | RPI 101-150   | RPI 150+   |            |           |           |
| 18- 11                       | 0- 0          | 1- 2       | OVERALL        | 2- 2        | 3- 2          | 12- 5      |            |           |           |
| 8- 6                         | 0- 0          | 0- 2       | HOME           | 0- 1        | 1- 2          | 7- 1       |            |           |           |
| 10- 5                        | 0- 0          | 1- 0       | AWAY           | 2- 1        | 2- 0          | 5- 4       |            |           |           |
| 0- 0                         | 0- 0          | 0- 0       | NEUTRAL        | 0- 0        | 0- 0          | 0- 0       |            |           |           |
| 7- 4                         | 0- 0          | 0- 1       | NON-CONFERENCE | 1- 1        | 2- 1          | 4- 1       |            |           |           |
| 3- 2                         | 0- 0          | 0- 1       | HOME           | 0- 0        | 1- 1          | 2- 0       |            |           |           |
| 4- 2                         | 0- 0          | 0- 0       | AWAY           | 1- 1        | 1- 0          | 2- 1       |            |           |           |
| 0- 0                         | 0- 0          | 0- 0       | NEUTRAL        | 0- 0        | 0- 0          | 0- 0       |            |           |           |
| 11- 7                        | 0- 0          | 1- 1       | CONFERENCE     | 1- 1        | 1- 1          | 8- 4       |            |           |           |
| 5- 4                         | 0- 0          | 0- 1       | HOME           | 0- 1        | 0- 1          | 5- 1       |            |           |           |
| 6- 3                         | 0- 0          | 1- 0       | AWAY           | 1- 0        | 1- 0          | 3- 3       |            |           |           |
| 0- 0                         | 0- 0          | 0- 0       | NEUTRAL        | 0- 0        | 0- 0          | 0- 0       |            |           |           |

| RPI S                     | Opponent             | Score        | RPI S | Opponent         | Score        | RPI S | Opponent | Score        | RPI S | Opponent             | Score        | Team's RPI: 103 |
|---------------------------|----------------------|--------------|-------|------------------|--------------|-------|----------|--------------|-------|----------------------|--------------|-----------------|
| 28                        | A James Madison      | 63 62        | 28    | H James Madison  | 68 <b>77</b> | 65    | A Drexel | 53 52        | 104   | A Elon               | 55 53        |                 |
| 30                        | H Western Ky.        | 65 <b>70</b> | 73    | A Fordham        | 46 <b>60</b> | 65    | H Drexel | 56 <b>63</b> | 104   | H Elon               | 58 <b>64</b> |                 |
|                           |                      |              | 83    | A Albany (NY)    | 65 55        |       |          |              | 118   | A Boston College     | 75 61        |                 |
|                           |                      |              |       |                  |              |       |          |              | 122   | H UNI                | 61 58        |                 |
|                           |                      |              |       |                  |              |       |          |              | 146   | H Central Conn. St.  | 66 <b>71</b> |                 |
|                           |                      |              |       |                  |              |       |          |              | 178   | A William & Mary     | 56 <b>57</b> |                 |
|                           |                      |              |       |                  |              |       |          |              | 178   | H William & Mary     | 52 46        |                 |
|                           |                      |              |       |                  |              |       |          |              | 179   | H Fairfield          | 66 53        |                 |
|                           |                      |              |       |                  |              |       |          |              | 197   | A Delaware           | 53 <b>64</b> |                 |
|                           |                      |              |       |                  |              |       |          |              | 197   | H Delaware           | 62 <b>73</b> |                 |
|                           |                      |              |       |                  |              |       |          |              | 200   | A Virginia Tech      | 43 <b>60</b> |                 |
|                           |                      |              |       |                  |              |       |          |              | 203   | H Robert Morris      | 71 51        |                 |
|                           |                      |              |       |                  |              |       |          |              | 222   | A UNCW               | 75 <b>76</b> |                 |
|                           |                      |              |       |                  |              |       |          |              | 222   | H UNCW               | 71 57        |                 |
|                           |                      |              |       |                  |              |       |          |              | 243   | A Towson             | 58 42        |                 |
|                           |                      |              |       |                  |              |       |          |              | 243   | H Towson             | 62 48        |                 |
|                           |                      |              |       |                  |              |       |          |              | 265   | A Norfolk St.        | 64 47        |                 |
|                           |                      |              |       |                  |              |       |          |              | 281   | A Col. of Charleston | 69 57        |                 |
|                           |                      |              |       |                  |              |       |          |              | 281   | H Col. of Charleston | 78 53        |                 |
|                           |                      |              |       |                  |              |       |          |              | 298   | A NJIT               | 62 47        |                 |
|                           |                      |              |       |                  |              |       |          |              | 304   | A Northeastern       | 66 45        |                 |
|                           |                      |              |       |                  |              |       |          |              | 304   | H Northeastern       | 85 83        |                 |
| LAST 12 Division I GAMES: |                      |              |       |                  |              |       |          |              |       |                      |              |                 |
| 222                       | A UNCW               | 75 <b>76</b> | 178   | H William & Mary | 52 46        |       |          |              |       |                      |              |                 |
| 104                       | H Elon               | 58 <b>64</b> | 28    | H James Madison  | 68 <b>77</b> |       |          |              |       |                      |              |                 |
| 28                        | A James Madison      | 63 62        | 197   | H Delaware       | 62 <b>73</b> |       |          |              |       |                      |              |                 |
| 243                       | H Towson             | 62 48        | 304   | A Northeastern   | 66 45        |       |          |              |       |                      |              |                 |
| 104                       | A Elon               | 55 53        | 178   | A William & Mary | 56 <b>57</b> |       |          |              |       |                      |              |                 |
| 281                       | A Col. of Charleston | 69 57        | 65    | H Drexel         | 56 <b>63</b> |       |          |              |       |                      |              |                 |

Non-Div I Games:

Hofstra

■ Loss, 
 ■ Non-Conf, S Site, 
 ■ Home 
 ■ Away 
 N Neutral

## Holy Cross

Through Games Of March 10, 2015

|                   |          |           |                |            |             |               |      |      |       |           |
|-------------------|----------|-----------|----------------|------------|-------------|---------------|------|------|-------|-----------|
| Average RPI Win:  | 219      | WON-LOST  | WINNING        | LAST 10    | STRENGTH OF | OPP. STRENGTH | TEAM | ADJ. | CONF. | ADJ CONF. |
| Average RPI Loss: | 134      | RECORD    | PCT. RANK      | GAMES      | SCHEDULE    | OF SCHEDULE   | RPI  | RPI  | RPI   | RPI       |
| DIV. I ONLY       | 15- 17   | 193       | 7- 3           | 166        | 156         | 183           | 183  | 18   | 18    |           |
| DIV. I NON-CONF.  | 4- 9     | 243       | 0- 0           | 157        | 91          | 234           | 234  | 20   | 20    |           |
| TOTALS            | RPI 1-25 | RPI 26-50 | W-L RECORDS    | RPI 51-100 | RPI 101-150 | RPI 150+      |      |      |       |           |
| 15- 17            | 0- 2     | 0- 0      | OVERALL        | 1- 4       | 1- 6        | 13- 5         |      |      |       |           |
| 6- 7              | 0- 0     | 0- 0      | HOME           | 0- 2       | 1- 2        | 5- 3          |      |      |       |           |
| 7- 7              | 0- 1     | 0- 0      | AWAY           | 1- 1       | 0- 3        | 6- 2          |      |      |       |           |
| 2- 3              | 0- 1     | 0- 0      | NEUTRAL        | 0- 1       | 0- 1        | 2- 0          |      |      |       |           |
| 4- 9              | 0- 2     | 0- 0      | NON-CONFERENCE | 0- 1       | 1- 3        | 3- 3          |      |      |       |           |
| 2- 1              | 0- 0     | 0- 0      | HOME           | 0- 0       | 1- 0        | 1- 1          |      |      |       |           |
| 0- 5              | 0- 1     | 0- 0      | AWAY           | 0- 0       | 0- 2        | 0- 2          |      |      |       |           |
| 2- 3              | 0- 1     | 0- 0      | NEUTRAL        | 0- 1       | 0- 1        | 2- 0          |      |      |       |           |
| 11- 8             | 0- 0     | 0- 0      | CONFERENCE     | 1- 3       | 0- 3        | 10- 2         |      |      |       |           |
| 4- 6              | 0- 0     | 0- 0      | HOME           | 0- 2       | 0- 2        | 4- 2          |      |      |       |           |
| 7- 2              | 0- 0     | 0- 0      | AWAY           | 1- 1       | 0- 1        | 6- 0          |      |      |       |           |
| 0- 0              | 0- 0     | 0- 0      | NEUTRAL        | 0- 0       | 0- 0        | 0- 0          |      |      |       |           |

| RPI 1-25                  |   |                 |        | RPI 26-50 |   |                 |       | RPI 51-100 |   |                 |       | RPI 101+ Team's RPI: 183 |   |                 |       |
|---------------------------|---|-----------------|--------|-----------|---|-----------------|-------|------------|---|-----------------|-------|--------------------------|---|-----------------|-------|
| RPI                       | S | Opponent        | Score  | RPI       | S | Opponent        | Score | RPI        | S | Opponent        | Score | RPI                      | S | Opponent        | Score |
| 1                         | A | Notre Dame      | 29 104 |           |   |                 |       | 54         | A | American        | 67 61 | 106                      | A | Lehigh          | 58 71 |
| 24                        | N | Quinnipiac      | 67 74  |           |   |                 |       | 54         | H | American        | 63 74 | 106                      | H | Lehigh          | 60 66 |
|                           |   |                 |        |           |   |                 |       | 94         | N | Western Mich.   | 40 51 | 106                      | H | Lehigh          | 62 75 |
|                           |   |                 |        |           |   |                 |       | 96         | A | Army            | 53 67 | 116                      | N | Harvard         | 76 79 |
|                           |   |                 |        |           |   |                 |       | 96         | H | Army            | 51 53 | 118                      | H | Boston College  | 80 64 |
|                           |   |                 |        |           |   |                 |       |            |   |                 |       | 124                      | A | Yale            | 70 83 |
|                           |   |                 |        |           |   |                 |       |            |   |                 |       | 143                      | A | Bryant          | 68 74 |
|                           |   |                 |        |           |   |                 |       |            |   |                 |       | 154                      | A | Dartmouth       | 53 69 |
|                           |   |                 |        |           |   |                 |       |            |   |                 |       | 164                      | A | Bucknell        | 53 52 |
|                           |   |                 |        |           |   |                 |       |            |   |                 |       | 164                      | H | Bucknell        | 69 61 |
|                           |   |                 |        |           |   |                 |       |            |   |                 |       | 192                      | A | Massachusetts   | 61 72 |
|                           |   |                 |        |           |   |                 |       |            |   |                 |       | 195                      | A | Navy            | 60 44 |
|                           |   |                 |        |           |   |                 |       |            |   |                 |       | 195                      | H | Navy            | 48 44 |
|                           |   |                 |        |           |   |                 |       |            |   |                 |       | 213                      | A | Lafayette       | 64 46 |
|                           |   |                 |        |           |   |                 |       |            |   |                 |       | 213                      | H | Lafayette       | 59 53 |
|                           |   |                 |        |           |   |                 |       |            |   |                 |       | 218                      | H | UMass Lowell    | 78 63 |
|                           |   |                 |        |           |   |                 |       |            |   |                 |       | 263                      | A | Colgate         | 68 62 |
|                           |   |                 |        |           |   |                 |       |            |   |                 |       | 263                      | H | Colgate         | 71 76 |
|                           |   |                 |        |           |   |                 |       |            |   |                 |       | 265                      | N | Norfolk St.     | 63 62 |
|                           |   |                 |        |           |   |                 |       |            |   |                 |       | 286                      | A | Loyola Maryland | 65 37 |
|                           |   |                 |        |           |   |                 |       |            |   |                 |       | 286                      | H | Loyola Maryland | 51 57 |
|                           |   |                 |        |           |   |                 |       |            |   |                 |       | 300                      | N | Georgetown      | 73 69 |
|                           |   |                 |        |           |   |                 |       |            |   |                 |       | 321                      | A | Boston U.       | 71 48 |
|                           |   |                 |        |           |   |                 |       |            |   |                 |       | 321                      | H | Boston U.       | 76 62 |
|                           |   |                 |        |           |   |                 |       |            |   |                 |       | 322                      | H | Manhattan       | 60 66 |
| LAST 12 Division I GAMES: |   |                 |        |           |   |                 |       |            |   |                 |       |                          |   |                 |       |
| 106                       | H | Lehigh          | 62 75  | 96        | H | Army            | 51 53 | 106        | H | Bucknell        | 69 61 | 263                      | A | Colgate         | 68 62 |
| 321                       | H | Boston U.       | 76 62  | 164       | H | Bucknell        | 69 61 | 54         | A | American        | 67 61 | 286                      | H | Loyola Maryland | 51 57 |
| 286                       | A | Loyola Maryland | 65 37  | 263       | A | Colgate         | 68 62 | 286        | H | Loyola Maryland | 51 57 | 195                      | A | Navy            | 60 44 |
| 195                       | H | Navy            | 48 44  | 54        | A | American        | 67 61 | 195        | A | Navy            | 48 44 |                          |   |                 |       |
| 213                       | H | Lafayette       | 59 53  | 286       | H | Loyola Maryland | 51 57 |            |   |                 |       |                          |   |                 |       |
| 106                       | A | Lehigh          | 58 71  | 195       | A | Navy            | 60 44 |            |   |                 |       |                          |   |                 |       |

Non-Div I Games:

Holy Cross

  Loss, 
  Non-Conf, 
  S Site, 
  H Home 
  A Away 
N Neutral



|                              |          |           |                |             |               |          |      |       |           |
|------------------------------|----------|-----------|----------------|-------------|---------------|----------|------|-------|-----------|
| Average RPI Win: <b>247</b>  | WON-LOST | WINNING   | LAST 10        | STRENGTH OF | OPP. STRENGTH | TEAM     | ADJ. | CONF. | ADJ CONF. |
| Average RPI Loss: <b>148</b> | RECORD   | PCT. RANK | GAMES          | SCHEDULE    | OF SCHEDULE   | RPI      | RPI  | RPI   | RPI       |
| DIV. I ONLY                  | 6- 24    | 316       | 0- 10          | 215         | 120           | 288      | 288  | 8     | 8         |
| DIV. I NON-CONF.             | 5- 6     | 178       | 0- 0           | 235         | 273           | 210      | 210  | 8     | 8         |
| -----                        |          |           |                |             |               |          |      |       |           |
| TOTALS                       | RPI 1-25 | RPI 26-50 | W-L RECORDS    | RPI 51-100  | RPI 101-150   | RPI 150+ |      |       |           |
| 6- 24                        | 0- 1     | 0- 3      | OVERALL        | 0- 5        | 0- 5          | 6- 10    |      |       |           |
| 1- 11                        | 0- 0     | 0- 1      | HOME           | 0- 2        | 0- 2          | 1- 6     |      |       |           |
| 3- 10                        | 0- 1     | 0- 1      | AWAY           | 0- 2        | 0- 3          | 3- 3     |      |       |           |
| 2- 3                         | 0- 0     | 0- 1      | NEUTRAL        | 0- 1        | 0- 0          | 2- 1     |      |       |           |
| 5- 6                         | 0- 0     | 0- 2      | NON-CONFERENCE | 0- 0        | 0- 1          | 5- 3     |      |       |           |
| 1- 2                         | 0- 0     | 0- 0      | HOME           | 0- 0        | 0- 0          | 1- 2     |      |       |           |
| 2- 2                         | 0- 0     | 0- 1      | AWAY           | 0- 0        | 0- 1          | 2- 0     |      |       |           |
| 2- 2                         | 0- 0     | 0- 1      | NEUTRAL        | 0- 0        | 0- 0          | 2- 1     |      |       |           |
| 1- 18                        | 0- 1     | 0- 1      | CONFERENCE     | 0- 5        | 0- 4          | 1- 7     |      |       |           |
| 0- 9                         | 0- 0     | 0- 1      | HOME           | 0- 2        | 0- 2          | 0- 4     |      |       |           |
| 1- 8                         | 0- 1     | 0- 0      | AWAY           | 0- 2        | 0- 2          | 1- 3     |      |       |           |
| 0- 1                         | 0- 0     | 0- 0      | NEUTRAL        | 0- 1        | 0- 0          | 0- 0     |      |       |           |

| RPI 1-25                  |   |          |              | RPI 26-50 |   |               |              | RPI 51-100 |   |               |              | RPI 101+ Team's RPI: 288 |   |                    |              |
|---------------------------|---|----------|--------------|-----------|---|---------------|--------------|------------|---|---------------|--------------|--------------------------|---|--------------------|--------------|
| RPI                       | S | Opponent | Score        | RPI       | S | Opponent      | Score        | RPI        | S | Opponent      | Score        | RPI                      | S | Opponent           | Score        |
| 5                         | A | UConn    | 26 <b>85</b> | 26        | H | South Fla.    | 55 <b>71</b> | 53         | A | Tulane        | 40 <b>70</b> | 114                      | A | Tulsa              | 52 <b>74</b> |
|                           |   |          |              | 28        | N | James Madison | 60 <b>84</b> | 53         | H | Tulane        | 46 <b>63</b> | 114                      | H | Tulsa              | 51 <b>67</b> |
|                           |   |          |              | 34        | A | Texas A&M     | 55 <b>94</b> | 53         | N | Tulane        | 39 <b>64</b> | 137                      | A | Texas Tech         | 54 <b>60</b> |
|                           |   |          |              |           |   |               |              | 68         | A | East Carolina | 56 <b>79</b> | 140                      | A | Temple             | 60 <b>72</b> |
|                           |   |          |              |           |   |               |              | 68         | H | East Carolina | 46 <b>87</b> | 140                      | H | Temple             | 45 <b>56</b> |
|                           |   |          |              |           |   |               |              |            |   |               |              | 173                      | N | UTSA               | 56 53        |
|                           |   |          |              |           |   |               |              |            |   |               |              | 187                      | A | Memphis            | 49 <b>84</b> |
|                           |   |          |              |           |   |               |              |            |   |               |              | 187                      | H | Memphis            | 58 <b>64</b> |
|                           |   |          |              |           |   |               |              |            |   |               |              | 210                      | N | Nicholls St.       | 65 47        |
|                           |   |          |              |           |   |               |              |            |   |               |              | 240                      | N | Idaho St.          | 67 <b>73</b> |
|                           |   |          |              |           |   |               |              |            |   |               |              | 246                      | A | A&M-Corpus Christi | 68 66        |
|                           |   |          |              |           |   |               |              |            |   |               |              | 247                      | H | Prairie View       | 56 <b>61</b> |
|                           |   |          |              |           |   |               |              |            |   |               |              | 255                      | A | SMU                | 63 45        |
|                           |   |          |              |           |   |               |              |            |   |               |              | 255                      | H | SMU                | 51 <b>68</b> |
|                           |   |          |              |           |   |               |              |            |   |               |              | 257                      | A | Cincinnati         | 66 <b>69</b> |
|                           |   |          |              |           |   |               |              |            |   |               |              | 257                      | H | Cincinnati         | 73 <b>76</b> |
|                           |   |          |              |           |   |               |              |            |   |               |              | 266                      | H | Rice               | 59 58        |
|                           |   |          |              |           |   |               |              |            |   |               |              | 271                      | A | UCF                | 38 <b>59</b> |
|                           |   |          |              |           |   |               |              |            |   |               |              | 271                      | H | UCF                | 50 <b>64</b> |
|                           |   |          |              |           |   |               |              |            |   |               |              | 330                      | A | North Texas        | 46 42        |
|                           |   |          |              |           |   |               |              |            |   |               |              | 341                      | H | Incarinate Word    | 48 <b>50</b> |
| LAST 12 Division I GAMES: |   |          |              |           |   |               |              |            |   |               |              |                          |   |                    |              |
|                           |   |          |              | 53        | N | Tulane        | 39 <b>64</b> | 187        | H | Memphis       | 58 <b>64</b> |                          |   |                    |              |
|                           |   |          |              | 140       | H | Temple        | 45 <b>56</b> | 114        | H | Tulsa         | 51 <b>67</b> |                          |   |                    |              |
|                           |   |          |              | 271       | A | UCF           | 38 <b>59</b> | 68         | A | East Carolina | 56 <b>79</b> |                          |   |                    |              |
|                           |   |          |              | 255       | H | SMU           | 51 <b>68</b> | 257        | A | Cincinnati    | 66 <b>69</b> |                          |   |                    |              |
|                           |   |          |              | 5         | A | UConn         | 26 <b>85</b> | 53         | H | Tulane        | 46 <b>63</b> |                          |   |                    |              |
|                           |   |          |              | 140       | A | Temple        | 60 <b>72</b> | 187        | A | Memphis       | 49 <b>84</b> |                          |   |                    |              |

Non-Div I Games:

Houston

■ Loss, 
 ■ Non-Conf, S Site, 
 ■ Home 
 ■ Away 
 N Neutral

## Houston Baptist

Through Games Of March 10, 2015

|                   |          |           |                |            |             |               |      |      |       |           |
|-------------------|----------|-----------|----------------|------------|-------------|---------------|------|------|-------|-----------|
| Average RPI Win:  | 271      | WON-LOST  | WINNING        | LAST 10    | STRENGTH OF | OPP. STRENGTH | TEAM | ADJ. | CONF. | ADJ CONF. |
| Average RPI Loss: | 201      | RECORD    | PCT. RANK      | GAMES      | SCHEDULE    | OF SCHEDULE   | RPI  | RPI  | RPI   | RPI       |
| DIV. I ONLY       | 8- 17    | 270       | 4- 6           | 282        | 315         | 282           | 282  | 27   | 27    |           |
| DIV. I NON-CONF.  | 2- 5     | 259       | 0- 0           | 131        | 204         | 184           | 184  | 27   | 27    |           |
| TOTALS            | RPI 1-25 | RPI 26-50 | W-L RECORDS    | RPI 51-100 | RPI 101-150 | RPI 150+      |      |      |       |           |
| 8- 17             | 0- 0     | 0- 0      | OVERALL        | 0- 1       | 1- 4        | 7- 12         |      |      |       |           |
| 5- 5              | 0- 0     | 0- 0      | HOME           | 0- 0       | 0- 1        | 5- 4          |      |      |       |           |
| 3- 12             | 0- 0     | 0- 0      | AWAY           | 0- 1       | 1- 3        | 2- 8          |      |      |       |           |
| 0- 0              | 0- 0     | 0- 0      | NEUTRAL        | 0- 0       | 0- 0        | 0- 0          |      |      |       |           |
| 2- 5              | 0- 0     | 0- 0      | NON-CONFERENCE | 0- 1       | 1- 2        | 1- 2          |      |      |       |           |
| 0- 1              | 0- 0     | 0- 0      | HOME           | 0- 0       | 0- 0        | 0- 1          |      |      |       |           |
| 2- 4              | 0- 0     | 0- 0      | AWAY           | 0- 1       | 1- 2        | 1- 1          |      |      |       |           |
| 0- 0              | 0- 0     | 0- 0      | NEUTRAL        | 0- 0       | 0- 0        | 0- 0          |      |      |       |           |
| 6- 12             | 0- 0     | 0- 0      | CONFERENCE     | 0- 0       | 0- 2        | 6- 10         |      |      |       |           |
| 5- 4              | 0- 0     | 0- 0      | HOME           | 0- 0       | 0- 1        | 5- 3          |      |      |       |           |
| 1- 8              | 0- 0     | 0- 0      | AWAY           | 0- 0       | 0- 1        | 1- 7          |      |      |       |           |
| 0- 0              | 0- 0     | 0- 0      | NEUTRAL        | 0- 0       | 0- 0        | 0- 0          |      |      |       |           |

| RPI 1-25                  |   |                    |       | RPI 26-50 |     |          |                    | RPI 51-100 |    |          |       | RPI 101+ |     |                    |                   | Team's RPI: 282 |    |
|---------------------------|---|--------------------|-------|-----------|-----|----------|--------------------|------------|----|----------|-------|----------|-----|--------------------|-------------------|-----------------|----|
| RPI                       | S | Opponent           | Score | RPI       | S   | Opponent | Score              | RPI        | S  | Opponent | Score | RPI      | S   | Opponent           | Score             |                 |    |
|                           |   |                    |       |           |     |          |                    | 74         | A  | TCU      | 64    | 87       | 127 | A                  | Stephen F. Austin | 67              | 72 |
|                           |   |                    |       |           |     |          |                    |            |    |          |       | 127      | H   | Stephen F. Austin  | 57                | 69              |    |
|                           |   |                    |       |           |     |          |                    |            |    |          |       | 137      | A   | Texas Tech         | 59                | 60              |    |
|                           |   |                    |       |           |     |          |                    |            |    |          |       | 148      | A   | Texas St.          | 61                | 56              |    |
|                           |   |                    |       |           |     |          |                    |            |    |          |       | 149      | A   | Texas-Arlington    | 73                | 83              |    |
|                           |   |                    |       |           |     |          |                    |            |    |          |       | 186      | A   | Lamar              | 62                | 79              |    |
|                           |   |                    |       |           |     |          |                    |            |    |          |       | 186      | H   | Lamar              | 64                | 80              |    |
|                           |   |                    |       |           |     |          |                    |            |    |          |       | 190      | H   | Texas Southern     | 80                | 92              |    |
|                           |   |                    |       |           |     |          |                    |            |    |          |       | 205      | A   | Tex.-Pan American  | 72                | 75              |    |
|                           |   |                    |       |           |     |          |                    |            |    |          |       | 210      | A   | Nicholls St.       | 58                | 70              |    |
|                           |   |                    |       |           |     |          |                    |            |    |          |       | 211      | A   | McNeese St.        | 57                | 60              |    |
|                           |   |                    |       |           |     |          |                    |            |    |          |       | 228      | H   | Northwestern St.   | 68                | 78              |    |
|                           |   |                    |       |           |     |          |                    |            |    |          |       | 244      | A   | UTEP               | 87                | 77              |    |
|                           |   |                    |       |           |     |          |                    |            |    |          |       | 246      | A   | A&M-Corpus Christi | 48                | 73              |    |
|                           |   |                    |       |           |     |          |                    |            |    |          |       | 246      | H   | A&M-Corpus Christi | 59                | 54              |    |
|                           |   |                    |       |           |     |          |                    |            |    |          |       | 249      | H   | Central Ark.       | 58                | 37              |    |
|                           |   |                    |       |           |     |          |                    |            |    |          |       | 256      | A   | Abilene Christian  | 53                | 68              |    |
|                           |   |                    |       |           |     |          |                    |            |    |          |       | 256      | H   | Abilene Christian  | 50                | 53              |    |
|                           |   |                    |       |           |     |          |                    |            |    |          |       | 296      | A   | Sam Houston St.    | 67                | 74              |    |
|                           |   |                    |       |           |     |          |                    |            |    |          |       | 296      | H   | Sam Houston St.    | 66                | 61              |    |
|                           |   |                    |       |           |     |          |                    |            |    |          |       | 302      | H   | New Orleans        | 63                | 45              |    |
|                           |   |                    |       |           |     |          |                    |            |    |          |       | 332      | A   | Southeastern La.   | 59                | 67              |    |
|                           |   |                    |       |           |     |          |                    |            |    |          |       | 341      | A   | Incarnate Word     | 81                | 71              |    |
|                           |   |                    |       |           |     |          |                    |            |    |          |       | 341      | H   | Incarnate Word     | 67                | 64              |    |
| LAST 12 Division I GAMES: |   |                    |       |           |     |          |                    |            |    |          |       |          |     |                    |                   |                 |    |
| 341                       | A | Incarnate Word     | 81    | 71        | 186 | A        | Lamar              | 62         | 79 |          |       |          |     |                    |                   |                 |    |
| 246                       | A | A&M-Corpus Christi | 48    | 73        | 127 | A        | Stephen F. Austin  | 67         | 72 |          |       |          |     |                    |                   |                 |    |
| 127                       | H | Stephen F. Austin  | 57    | 69        | 246 | H        | A&M-Corpus Christi | 59         | 54 |          |       |          |     |                    |                   |                 |    |
| 256                       | A | Abilene Christian  | 53    | 68        | 296 | A        | Sam Houston St.    | 67         | 74 |          |       |          |     |                    |                   |                 |    |
| 341                       | H | Incarnate Word     | 67    | 64        | 256 | H        | Abilene Christian  | 50         | 53 |          |       |          |     |                    |                   |                 |    |
| 296                       | H | Sam Houston St.    | 66    | 61        | 186 | H        | Lamar              | 64         | 80 |          |       |          |     |                    |                   |                 |    |

Non-Div I Games: McMurry 69 49 Arlington Baptist 92 62 Huston-Tillotson 86 36 S'western Assemblies 85 57  
Houston Baptist

Loss, Non-Conf, S Site, H Home A Away N Neutral

|                              |          |           |                |             |               |          |      |       |           |
|------------------------------|----------|-----------|----------------|-------------|---------------|----------|------|-------|-----------|
| Average RPI Win: <b>322</b>  | WON-LOST | WINNING   | LAST 10        | STRENGTH OF | OPP. STRENGTH | TEAM     | ADJ. | CONF. | ADJ CONF. |
| Average RPI Loss: <b>195</b> | RECORD   | PCT. RANK | GAMES          | SCHEDULE    | OF SCHEDULE   | RPI      | RPI  | RPI   | RPI       |
| DIV. I ONLY                  | 4- 26    | 334       | 2- 8           | 273         | 316           | 340      | 340  | 31    | 31        |
| DIV. I NON-CONF.             | 0- 13    | 339       | 0- 0           | 117         | 116           | 318      | 318  | 29    | 29        |
| TOTALS                       | RPI 1-25 | RPI 26-50 | W-L RECORDS    | RPI 51-100  | RPI 101-150   | RPI 150+ |      |       |           |
| 4- 26                        | 0- 1     | 0- 1      | OVERALL        | 0- 2        | 0- 6          | 4- 16    |      |       |           |
| 3- 8                         | 0- 0     | 0- 1      | HOME           | 0- 0        | 0- 2          | 3- 5     |      |       |           |
| 0- 16                        | 0- 0     | 0- 0      | AWAY           | 0- 0        | 0- 0          | 0- 1     |      |       |           |
| 1- 2                         | 0- 0     | 0- 0      | NEUTRAL        | 0- 0        | 0- 0          | 1- 2     |      |       |           |
| 0- 13                        | 0- 1     | 0- 1      | NON-CONFERENCE | 0- 2        | 0- 4          | 0- 5     |      |       |           |
| 0- 3                         | 0- 0     | 0- 1      | HOME           | 0- 0        | 0- 1          | 0- 1     |      |       |           |
| 0- 8                         | 0- 1     | 0- 0      | AWAY           | 0- 2        | 0- 3          | 0- 2     |      |       |           |
| 0- 2                         | 0- 0     | 0- 0      | NEUTRAL        | 0- 0        | 0- 0          | 0- 2     |      |       |           |
| 4- 13                        | 0- 0     | 0- 0      | CONFERENCE     | 0- 0        | 0- 2          | 4- 11    |      |       |           |
| 3- 5                         | 0- 0     | 0- 0      | HOME           | 0- 0        | 0- 1          | 3- 4     |      |       |           |
| 0- 8                         | 0- 0     | 0- 0      | AWAY           | 0- 0        | 0- 1          | 0- 7     |      |       |           |
| 1- 0                         | 0- 0     | 0- 0      | NEUTRAL        | 0- 0        | 0- 0          | 1- 0     |      |       |           |

| RPI 1-25                  |   |                |              | RPI 26-50 |   |                    |               | RPI 51-100 |   |                 |              | RPI 101+ Team's RPI: 340 |   |                    |               |
|---------------------------|---|----------------|--------------|-----------|---|--------------------|---------------|------------|---|-----------------|--------------|--------------------------|---|--------------------|---------------|
| RPI                       | S | Opponent       | Score        | RPI       | S | Opponent           | Score         | RPI        | S | Opponent        | Score        | RPI                      | S | Opponent           | Score         |
| 17                        | A | North Carolina | 49 <b>83</b> | 48        | H | Duquesne           | 63 <b>89</b>  | 56         | A | Iowa St.        | 44 <b>90</b> | 105                      | A | Hampton            | 61 <b>80</b>  |
|                           |   |                |              |           |   |                    |               | 60         | A | St. Mary's (CA) | 55 <b>80</b> | 105                      | H | Hampton            | 57 <b>106</b> |
|                           |   |                |              |           |   |                    |               |            |   |                 |              | 110                      | A | Virginia           | 53 <b>74</b>  |
|                           |   |                |              |           |   |                    |               |            |   |                 |              | 125                      | A | Cornell            | 56 <b>75</b>  |
|                           |   |                |              |           |   |                    |               |            |   |                 |              | 128                      | A | Old Dominion       | 54 <b>75</b>  |
|                           |   |                |              |           |   |                    |               |            |   |                 |              | 140                      | H | Temple             | 48 <b>78</b>  |
|                           |   |                |              |           |   |                    |               |            |   |                 |              | 153                      | A | Savannah St.       | 59 <b>70</b>  |
|                           |   |                |              |           |   |                    |               |            |   |                 |              | 181                      | H | N.C. A&T           | 69 <b>80</b>  |
|                           |   |                |              |           |   |                    |               |            |   |                 |              | 184                      | A | La Salle           | 64 <b>65</b>  |
|                           |   |                |              |           |   |                    |               |            |   |                 |              | 208                      | H | New Hampshire      | 68 <b>78</b>  |
|                           |   |                |              |           |   |                    |               |            |   |                 |              | 212                      | N | Wyoming            | 53 <b>67</b>  |
|                           |   |                |              |           |   |                    |               |            |   |                 |              | 231                      | N | Brown              | 68 <b>80</b>  |
|                           |   |                |              |           |   |                    |               |            |   |                 |              | 253                      | A | Bethune-Cookman    | 53 <b>61</b>  |
|                           |   |                |              |           |   |                    |               |            |   |                 |              | 265                      | A | Norfolk St.        | 71 <b>90</b>  |
|                           |   |                |              |           |   |                    |               |            |   |                 |              | 265                      | H | Norfolk St.        | 60 <b>63</b>  |
|                           |   |                |              |           |   |                    |               |            |   |                 |              | 284                      | A | South Carolina St. | 64 <b>78</b>  |
|                           |   |                |              |           |   |                    |               |            |   |                 |              | 284                      | N | South Carolina St. | 70 57         |
|                           |   |                |              |           |   |                    |               |            |   |                 |              | 293                      | H | Morgan St.         | 64 <b>77</b>  |
|                           |   |                |              |           |   |                    |               |            |   |                 |              | 308                      | A | LIU Brooklyn       | 74 <b>83</b>  |
|                           |   |                |              |           |   |                    |               |            |   |                 |              | 328                      | A | UMES               | 54 <b>61</b>  |
|                           |   |                |              |           |   |                    |               |            |   |                 |              | 328                      | H | UMES               | 92 90         |
|                           |   |                |              |           |   |                    |               |            |   |                 |              | 336                      | A | Florida A&M        | 51 <b>65</b>  |
|                           |   |                |              |           |   |                    |               |            |   |                 |              | 338                      | A | Coppin St.         | 61 <b>75</b>  |
|                           |   |                |              |           |   |                    |               |            |   |                 |              | 338                      | H | Coppin St.         | 68 66         |
|                           |   |                |              |           |   |                    |               |            |   |                 |              | 339                      | H | N.C. Central       | 70 65         |
|                           |   |                |              |           |   |                    |               |            |   |                 |              | 347                      | H | Delaware St.       | 50 <b>58</b>  |
| LAST 12 Division I GAMES: |   |                |              |           |   |                    |               |            |   |                 |              |                          |   |                    |               |
|                           |   |                |              | 284       | N | South Carolina St. | 70 57         | 338        | A | Coppin St.      | 61 <b>75</b> |                          |   |                    |               |
|                           |   |                |              | 265       | H | Norfolk St.        | 60 <b>63</b>  | 105        | A | Hampton         | 61 <b>80</b> |                          |   |                    |               |
|                           |   |                |              | 105       | H | Hampton            | 57 <b>106</b> | 265        | A | Norfolk St.     | 71 <b>90</b> |                          |   |                    |               |
|                           |   |                |              | 284       | A | South Carolina St. | 64 <b>78</b>  | 328        | H | UMES            | 92 90        |                          |   |                    |               |
|                           |   |                |              | 153       | A | Savannah St.       | 59 <b>70</b>  | 293        | H | Morgan St.      | 64 <b>77</b> |                          |   |                    |               |
|                           |   |                |              | 328       | A | UMES               | 54 <b>61</b>  | 253        | A | Bethune-Cookman | 53 <b>61</b> |                          |   |                    |               |

Non-Div I Games:

Howard

■ Loss, 
 ■ Non-Conf, 
 ■ S Site, 
 ■ H Home 
 ■ A Away 
 N Neutral

|                              |          |           |                |             |               |          |      |       |           |
|------------------------------|----------|-----------|----------------|-------------|---------------|----------|------|-------|-----------|
| Average RPI Win: <b>257</b>  | WON-LOST | WINNING   | LAST 10        | STRENGTH OF | OPP. STRENGTH | TEAM     | ADJ. | CONF. | ADJ CONF. |
| Average RPI Loss: <b>184</b> | RECORD   | PCT. RANK | GAMES          | SCHEDULE    | OF SCHEDULE   | RPI      | RPI  | RPI   | RPI       |
| DIV. I ONLY                  | 7- 21    | 296       | 2- 8           | 292         | 259           | 315      | 315  | 25    | 25        |
| DIV. I NON-CONF.             | 4- 7     | 221       | 0- 0           | 336         | 259           | 307      | 307  | 25    | 25        |
| TOTALS                       | RPI 1-25 | RPI 26-50 | W-L RECORDS    | RPI 51-100  | RPI 101-150   | RPI 150+ |      |       |           |
| 7- 21                        | 0- 0     | 0- 2      | OVERALL        | 0- 4        | 0- 1          | 7- 14    |      |       |           |
| 5- 8                         | 0- 0     | 0- 1      | HOME           | 0- 1        | 0- 0          | 5- 6     |      |       |           |
| 2- 12                        | 0- 0     | 0- 1      | AWAY           | 0- 2        | 0- 1          | 2- 8     |      |       |           |
| 0- 1                         | 0- 0     | 0- 0      | NEUTRAL        | 0- 1        | 0- 0          | 0- 0     |      |       |           |
| 4- 7                         | 0- 0     | 0- 0      | NON-CONFERENCE | 0- 1        | 0- 1          | 4- 5     |      |       |           |
| 3- 2                         | 0- 0     | 0- 0      | HOME           | 0- 0        | 0- 0          | 3- 2     |      |       |           |
| 1- 5                         | 0- 0     | 0- 0      | AWAY           | 0- 1        | 0- 1          | 1- 3     |      |       |           |
| 0- 0                         | 0- 0     | 0- 0      | NEUTRAL        | 0- 0        | 0- 0          | 0- 0     |      |       |           |
| 3- 14                        | 0- 0     | 0- 2      | CONFERENCE     | 0- 3        | 0- 0          | 3- 9     |      |       |           |
| 2- 6                         | 0- 0     | 0- 1      | HOME           | 0- 1        | 0- 0          | 2- 4     |      |       |           |
| 1- 7                         | 0- 0     | 0- 1      | AWAY           | 0- 1        | 0- 0          | 1- 5     |      |       |           |
| 0- 1                         | 0- 0     | 0- 0      | NEUTRAL        | 0- 1        | 0- 0          | 0- 0     |      |       |           |

| RPI 1-25                  | RPI 26-50                    | RPI 51-100                  | RPI 101+                     | Team's RPI: 315 |
|---------------------------|------------------------------|-----------------------------|------------------------------|-----------------|
| RPI S Opponent Score      | RPI S Opponent Score         | RPI S Opponent Score        | RPI S Opponent Score         | Score           |
|                           | 47  South Dakota St. 68  89  | 72  South Dakota 80  91     | 109  Illinois 63  70         |                 |
|                           | 47  South Dakota St. 64  65  | 72  South Dakota 72  73     | 156  Northern Ky. 65 59      |                 |
|                           |                              | 72 N South Dakota 70  78    | 158  Oral Roberts 56  84     |                 |
|                           |                              | 75  West Virginia 48  82    | 158  Oral Roberts 73 63      |                 |
|                           |                              |                             | 166  Indiana 37  80          |                 |
|                           |                              |                             | 216  IUPUI 68  78            |                 |
|                           |                              |                             | 216  IUPUI 68  78            |                 |
|                           |                              |                             | 221  USC Upstate 73  85      |                 |
|                           |                              |                             | 223  Detroit 74  81          |                 |
|                           |                              |                             | 233  Western Ill. 55  59     |                 |
|                           |                              |                             | 233  Western Ill. 85  98     |                 |
|                           |                              |                             | 236  Oakland 84  92          |                 |
|                           |                              |                             | 251  Evansville 77 59        |                 |
|                           |                              |                             | 267  North Dakota St. 60  81 |                 |
|                           |                              |                             | 267  North Dakota St. 66  72 |                 |
|                           |                              |                             | 283  Milwaukee 78 72         |                 |
|                           |                              |                             | 294  Omaha 61  70            |                 |
|                           |                              |                             | 294  Omaha 70 59             |                 |
|                           |                              |                             | 309  Denver 68 51            |                 |
|                           |                              |                             | 309  Denver 75  82           |                 |
|                           |                              |                             | 334  Coastal Caro. 63  90    |                 |
|                           |                              |                             | 345  Chicago St. 79 62       |                 |
| LAST 12 Division I GAMES: |                              |                             |                              |                 |
|                           | 72 N South Dakota 70  78     | 47  South Dakota St. 68  89 |                              |                 |
|                           | 158  Oral Roberts 56  84     | 72  South Dakota 80  91     |                              |                 |
|                           | 294  Omaha 61  70            | 233  Western Ill. 55  59    |                              |                 |
|                           | 267  North Dakota St. 66  72 | 294  Omaha 70 59            |                              |                 |
|                           | 309  Denver 68 51            | 309  Denver 75  82          |                              |                 |
|                           | 216  IUPUI 68  78            | 72  South Dakota 72  73     |                              |                 |

Non-Div I Games: Grace (IN) 90 51 Trine 99 61

IPFW

Loss, Non-Conf, S Site, Home Away N Neutral

| Average RPI Win:  | 234      | WON-LOST  | WINNING        | LAST 10    | STRENGTH OF | OPP. STRENGTH | TEAM | ADJ. | CONF. | ADJ CONF. |
|-------------------|----------|-----------|----------------|------------|-------------|---------------|------|------|-------|-----------|
| Average RPI Loss: | 152      | RECORD    | PCT. RANK      | GAMES      | SCHEDULE    | OF SCHEDULE   | RPI  | RPI  | RPI   | RPI       |
| DIV. I ONLY       | 13- 16   | 209       | 6- 4           | 153        | 269         | 216           | 216  | 25   | 25    |           |
| DIV. I NON-CONF.  | 3- 8     | 263       | 0- 0           | 115        | 230         | 265           | 265  | 25   | 25    |           |
| TOTALS            | RPI 1-25 | RPI 26-50 | W-L RECORDS    | RPI 51-100 | RPI 101-150 | RPI 150+      |      |      |       |           |
| 13- 16            | 0- 1     | 1- 1      | OVERALL        | 1- 3       | 0- 1        | 11- 10        |      |      |       |           |
| 10- 3             | 0- 1     | 1- 0      | HOME           | 1- 0       | 0- 0        | 8- 2          |      |      |       |           |
| 2- 10             | 0- 0     | 0- 1      | AWAY           | 0- 2       | 0- 1        | 2- 5          |      |      |       |           |
| 1- 3              | 0- 0     | 0- 0      | NEUTRAL        | 0- 1       | 0- 0        | 1- 2          |      |      |       |           |
| 3- 8              | 0- 1     | 0- 0      | NON-CONFERENCE | 0- 1       | 0- 1        | 3- 5          |      |      |       |           |
| 3- 2              | 0- 1     | 0- 0      | HOME           | 0- 0       | 0- 0        | 3- 1          |      |      |       |           |
| 0- 4              | 0- 0     | 0- 0      | AWAY           | 0- 1       | 0- 1        | 0- 2          |      |      |       |           |
| 0- 2              | 0- 0     | 0- 0      | NEUTRAL        | 0- 0       | 0- 0        | 0- 2          |      |      |       |           |
| 10- 8             | 0- 0     | 1- 1      | CONFERENCE     | 1- 2       | 0- 0        | 8- 5          |      |      |       |           |
| 7- 1              | 0- 0     | 1- 0      | HOME           | 1- 0       | 0- 0        | 5- 1          |      |      |       |           |
| 2- 6              | 0- 0     | 0- 1      | AWAY           | 0- 1       | 0- 0        | 2- 4          |      |      |       |           |
| 1- 1              | 0- 0     | 0- 0      | NEUTRAL        | 0- 1       | 0- 0        | 1- 0          |      |      |       |           |

| RPI 1-25                  |   |            |       | RPI 26-50 |   |                  |       | RPI 51-100 |   |              |       | RPI 101+ Team's RPI: 216 |   |                  |       |
|---------------------------|---|------------|-------|-----------|---|------------------|-------|------------|---|--------------|-------|--------------------------|---|------------------|-------|
| RPI                       | S | Opponent   | Score | RPI       | S | Opponent         | Score | RPI        | S | Opponent     | Score | RPI                      | S | Opponent         | Score |
| 7                         | H | Louisville | 69 89 | 47        | A | South Dakota St. | 53 82 | 72         | A | South Dakota | 53 69 | 123                      | A | Missouri St.     | 58 68 |
|                           |   |            |       | 47        | H | South Dakota St. | 68 67 | 72         | H | South Dakota | 68 43 | 156                      | A | Northern Ky.     | 43 57 |
|                           |   |            |       |           |   |                  |       | 72         | N | South Dakota | 58 69 | 158                      | A | Oral Roberts     | 72 84 |
|                           |   |            |       |           |   |                  |       | 78         | A | Michigan St. | 45 64 | 158                      | H | Oral Roberts     | 85 52 |
|                           |   |            |       |           |   |                  |       |            |   |              |       | 162                      | N | Montana St.      | 74 80 |
|                           |   |            |       |           |   |                  |       |            |   |              |       | 166                      | A | Indiana          | 55 68 |
|                           |   |            |       |           |   |                  |       |            |   |              |       | 170                      | H | Indiana St.      | 60 61 |
|                           |   |            |       |           |   |                  |       |            |   |              |       | 176                      | H | SIUE             | 87 76 |
|                           |   |            |       |           |   |                  |       |            |   |              |       | 190                      | N | Texas Southern   | 61 71 |
|                           |   |            |       |           |   |                  |       |            |   |              |       | 233                      | A | Western Ill.     | 62 73 |
|                           |   |            |       |           |   |                  |       |            |   |              |       | 233                      | H | Western Ill.     | 62 69 |
|                           |   |            |       |           |   |                  |       |            |   |              |       | 233                      | N | Western Ill.     | 66 59 |
|                           |   |            |       |           |   |                  |       |            |   |              |       | 251                      | H | Evansville       | 62 50 |
|                           |   |            |       |           |   |                  |       |            |   |              |       | 267                      | A | North Dakota St. | 63 68 |
|                           |   |            |       |           |   |                  |       |            |   |              |       | 267                      | H | North Dakota St. | 76 65 |
|                           |   |            |       |           |   |                  |       |            |   |              |       | 294                      | A | Omaha            | 49 66 |
|                           |   |            |       |           |   |                  |       |            |   |              |       | 294                      | H | Omaha            | 68 49 |
|                           |   |            |       |           |   |                  |       |            |   |              |       | 299                      | H | Eastern Ill.     | 66 44 |
|                           |   |            |       |           |   |                  |       |            |   |              |       | 309                      | A | Denver           | 68 64 |
|                           |   |            |       |           |   |                  |       |            |   |              |       | 309                      | H | Denver           | 71 54 |
|                           |   |            |       |           |   |                  |       |            |   |              |       | 315                      | A | IPFW             | 78 68 |
|                           |   |            |       |           |   |                  |       |            |   |              |       | 315                      | H | IPFW             | 78 68 |
| LAST 12 Division I GAMES: |   |            |       |           |   |                  |       |            |   |              |       |                          |   |                  |       |
|                           |   |            |       | 72        | N | South Dakota     | 58 69 | 233        | H | Western Ill. | 62 69 |                          |   |                  |       |
|                           |   |            |       | 233       | N | Western Ill.     | 66 59 | 315        | A | IPFW         | 78 68 |                          |   |                  |       |
|                           |   |            |       | 47        | A | South Dakota St. | 53 82 | 309        | A | Denver       | 68 64 |                          |   |                  |       |
|                           |   |            |       | 72        | A | South Dakota     | 53 69 | 294        | H | Omaha        | 68 49 |                          |   |                  |       |
|                           |   |            |       | 158       | H | Oral Roberts     | 85 52 | 233        | A | Western Ill. | 62 73 |                          |   |                  |       |
|                           |   |            |       | 267       | H | North Dakota St. | 76 65 | 72         | H | South Dakota | 68 43 |                          |   |                  |       |

Non-Div I Games: Ind.-Southeast 95 45 Ind.-Kokomo 102 44

IUPUI

Loss, Non-Conf, S Site, H Home A Away N Neutral

## Idaho

Through Games Of March 10, 2015

|                   |          |           |                |            |             |               |      |      |       |           |
|-------------------|----------|-----------|----------------|------------|-------------|---------------|------|------|-------|-----------|
| Average RPI Win:  | 266      | WON-LOST  | WINNING        | LAST 10    | STRENGTH OF | OPP. STRENGTH | TEAM | ADJ. | CONF. | ADJ CONF. |
| Average RPI Loss: | 117      | RECORD    | PCT. RANK      | GAMES      | SCHEDULE    | OF SCHEDULE   | RPI  | RPI  | RPI   | RPI       |
| DIV. I ONLY       | 12- 15   | 213       | 5- 5           | 178        | 230         | 193           | 193  | 21   | 21    |           |
| DIV. I NON-CONF.  | 4- 5     | 188       | 0- 0           | 80         | 200         | 90            | 90   | 21   | 21    |           |
| TOTALS            | RPI 1-25 | RPI 26-50 | W-L RECORDS    | RPI 51-100 | RPI 101-150 | RPI 150+      |      |      |       |           |
| 12- 15            | 0- 2     | 0- 0      | OVERALL        | 0- 4       | 1- 5        | 11- 4         |      |      |       |           |
| 6- 4              | 0- 0     | 0- 0      | HOME           | 0- 2       | 1- 1        | 5- 1          |      |      |       |           |
| 5- 11             | 0- 2     | 0- 0      | AWAY           | 0- 2       | 0- 4        | 5- 3          |      |      |       |           |
| 1- 0              | 0- 0     | 0- 0      | NEUTRAL        | 0- 0       | 0- 0        | 1- 0          |      |      |       |           |
| 4- 5              | 0- 2     | 0- 0      | NON-CONFERENCE | 0- 2       | 0- 1        | 4- 0          |      |      |       |           |
| 0- 1              | 0- 0     | 0- 0      | HOME           | 0- 1       | 0- 0        | 0- 0          |      |      |       |           |
| 3- 4              | 0- 2     | 0- 0      | AWAY           | 0- 1       | 0- 1        | 3- 0          |      |      |       |           |
| 1- 0              | 0- 0     | 0- 0      | NEUTRAL        | 0- 0       | 0- 0        | 1- 0          |      |      |       |           |
| 8- 10             | 0- 0     | 0- 0      | CONFERENCE     | 0- 2       | 1- 4        | 7- 4          |      |      |       |           |
| 6- 3              | 0- 0     | 0- 0      | HOME           | 0- 1       | 1- 1        | 5- 1          |      |      |       |           |
| 2- 7              | 0- 0     | 0- 0      | AWAY           | 0- 1       | 0- 3        | 2- 3          |      |      |       |           |
| 0- 0              | 0- 0     | 0- 0      | NEUTRAL        | 0- 0       | 0- 0        | 0- 0          |      |      |       |           |

| RPI 1-25                  |   |                |       | RPI 26-50 |   |                |       | RPI 51-100 |   |           |       | RPI 101+ Team's RPI: 193 |   |                   |        |
|---------------------------|---|----------------|-------|-----------|---|----------------|-------|------------|---|-----------|-------|--------------------------|---|-------------------|--------|
| RPI                       | S | Opponent       | Score | RPI       | S | Opponent       | Score | RPI        | S | Opponent  | Score | RPI                      | S | Opponent          | Score  |
| 4                         | A | Baylor         | 70 88 |           |   |                |       | 55         | H | San Diego | 52 58 | 113                      | A | Toledo            | 67 80  |
| 18                        | A | Oregon St.     | 53 75 |           |   |                |       | 84         | A | CSUN      | 50 67 | 133                      | A | Sacramento St.    | 84 92  |
|                           |   |                |       |           |   |                |       | 98         | A | Montana   | 68 81 | 133                      | H | Sacramento St.    | 89 107 |
|                           |   |                |       |           |   |                |       | 98         | H | Montana   | 74 87 | 134                      | A | Eastern Wash.     | 65 71  |
|                           |   |                |       |           |   |                |       |            |   |           |       | 134                      | H | Eastern Wash.     | 71 58  |
|                           |   |                |       |           |   |                |       |            |   |           |       | 138                      | A | Northern Colo.    | 52 70  |
|                           |   |                |       |           |   |                |       |            |   |           |       | 162                      | A | Montana St.       | 62 71  |
|                           |   |                |       |           |   |                |       |            |   |           |       | 162                      | H | Montana St.       | 65 76  |
|                           |   |                |       |           |   |                |       |            |   |           |       | 177                      | A | North Dakota      | 62 68  |
|                           |   |                |       |           |   |                |       |            |   |           |       | 212                      | A | Wyoming           | 77 66  |
|                           |   |                |       |           |   |                |       |            |   |           |       | 240                      | A | Idaho St.         | 50 71  |
|                           |   |                |       |           |   |                |       |            |   |           |       | 240                      | H | Idaho St.         | 77 53  |
|                           |   |                |       |           |   |                |       |            |   |           |       | 254                      | H | Southern Utah     | 76 49  |
|                           |   |                |       |           |   |                |       |            |   |           |       | 258                      | A | Weber St.         | 67 60  |
|                           |   |                |       |           |   |                |       |            |   |           |       | 258                      | H | Weber St.         | 71 42  |
|                           |   |                |       |           |   |                |       |            |   |           |       | 262                      | H | Northern Ariz.    | 78 43  |
|                           |   |                |       |           |   |                |       |            |   |           |       | 306                      | A | Seattle           | 65 50  |
|                           |   |                |       |           |   |                |       |            |   |           |       | 311                      | A | Portland St.      | 69 49  |
|                           |   |                |       |           |   |                |       |            |   |           |       | 311                      | H | Portland St.      | 77 49  |
|                           |   |                |       |           |   |                |       |            |   |           |       | 316                      | N | Southeast Mo. St. | 78 62  |
|                           |   |                |       |           |   |                |       |            |   |           |       | 329                      | A | UC Santa Barbara  | 47 44  |
| LAST 12 Division I GAMES: |   |                |       |           |   |                |       |            |   |           |       |                          |   |                   |        |
| 240                       | H | Idaho St.      | 77 53 | 133       | A | Sacramento St. | 84 92 |            |   |           |       |                          |   |                   |        |
| 258                       | H | Weber St.      | 71 42 | 311       | A | Portland St.   | 69 49 |            |   |           |       |                          |   |                   |        |
| 162                       | A | Montana St.    | 62 71 | 98        | H | Montana        | 74 87 |            |   |           |       |                          |   |                   |        |
| 98                        | A | Montana        | 68 81 | 162       | H | Montana St.    | 65 76 |            |   |           |       |                          |   |                   |        |
| 254                       | H | Southern Utah  | 76 49 | 134       | H | Eastern Wash.  | 71 58 |            |   |           |       |                          |   |                   |        |
| 262                       | H | Northern Ariz. | 78 43 | 138       | A | Northern Colo. | 52 70 |            |   |           |       |                          |   |                   |        |

Non-Div I Games: Multnomah 104 19 Lewis-Clark St. 74 48

Idaho

Loss, Non-Conf, S Site, H Home A Away N Neutral

[illegible]

Northwest Nazarene 88 69

Page 127

## Ill.-Chicago

Through Games Of March 10, 2015

|                   |          |           |                |            |             |               |      |      |       |           |
|-------------------|----------|-----------|----------------|------------|-------------|---------------|------|------|-------|-----------|
| Average RPI Win:  | 257      | WON-LOST  | WINNING        | LAST 10    | STRENGTH OF | OPP. STRENGTH | TEAM | ADJ. | CONF. | ADJ CONF. |
| Average RPI Loss: | 111      | RECORD    | PCT. RANK      | GAMES      | SCHEDULE    | OF SCHEDULE   | RPI  | RPI  | RPI   | RPI       |
| DIV. I ONLY       | 14- 13   | 166       | 3- 7           | 213        | 222         | 207           | 207  | 12   | 12    |           |
| DIV. I NON-CONF.  | 8- 3     | 71        | 0- 0           | 290        | 309         | 145           | 145  | 15   | 15    |           |
| TOTALS            | RPI 1-25 | RPI 26-50 | W-L RECORDS    | RPI 51-100 | RPI 101-150 | RPI 150+      |      |      |       |           |
| 14- 13            | 0- 2     | 0- 2      | OVERALL        | 1- 3       | 0- 3        | 13- 3         |      |      |       |           |
| 9- 5              | 0- 1     | 0- 0      | HOME           | 0- 2       | 0- 1        | 9- 1          |      |      |       |           |
| 5- 6              | 0- 1     | 0- 1      | AWAY           | 1- 1       | 0- 1        | 4- 2          |      |      |       |           |
| 0- 2              | 0- 0     | 0- 1      | NEUTRAL        | 0- 0       | 0- 1        | 0- 0          |      |      |       |           |
| 8- 3              | 0- 0     | 0- 2      | NON-CONFERENCE | 0- 0       | 0- 1        | 8- 0          |      |      |       |           |
| 6- 0              | 0- 0     | 0- 0      | HOME           | 0- 0       | 0- 0        | 6- 0          |      |      |       |           |
| 2- 1              | 0- 0     | 0- 1      | AWAY           | 0- 0       | 0- 0        | 2- 0          |      |      |       |           |
| 0- 2              | 0- 0     | 0- 1      | NEUTRAL        | 0- 0       | 0- 1        | 0- 0          |      |      |       |           |
| 6- 10             | 0- 2     | 0- 0      | CONFERENCE     | 1- 3       | 0- 2        | 5- 3          |      |      |       |           |
| 3- 5              | 0- 1     | 0- 0      | HOME           | 0- 2       | 0- 1        | 3- 1          |      |      |       |           |
| 3- 5              | 0- 1     | 0- 0      | AWAY           | 1- 1       | 0- 1        | 2- 2          |      |      |       |           |
| 0- 0              | 0- 0     | 0- 0      | NEUTRAL        | 0- 0       | 0- 0        | 0- 0          |      |      |       |           |

| RPI 1-25                  |   |               |       | RPI 26-50 |   |                 |       | RPI 51-100 |   |                |       | RPI 101+ Team's RPI: 207 |   |                |       |
|---------------------------|---|---------------|-------|-----------|---|-----------------|-------|------------|---|----------------|-------|--------------------------|---|----------------|-------|
| RPI                       | S | Opponent      | Score | RPI       | S | Opponent        | Score | RPI        | S | Opponent       | Score | RPI                      | S | Opponent       | Score |
| 25                        | A | Green Bay     | 32 71 | 29        | N | Mississippi St. | 36 73 | 77         | A | Youngstown St. | 66 63 | 111                      | A | Cleveland St.  | 46 58 |
| 25                        | H | Green Bay     | 45 64 | 33        | A | Northwestern    | 40 61 | 77         | H | Youngstown St. | 66 69 | 111                      | H | Cleveland St.  | 73 75 |
|                           |   |               |       |           |   |                 |       | 89         | A | Wright St.     | 54 74 | 128                      | N | Old Dominion   | 55 61 |
|                           |   |               |       |           |   |                 |       | 89         | H | Wright St.     | 63 74 | 176                      | H | SIUE           | 63 52 |
|                           |   |               |       |           |   |                 |       |            |   |                |       | 223                      | A | Detroit        | 65 70 |
|                           |   |               |       |           |   |                 |       |            |   |                |       | 223                      | H | Detroit        | 68 76 |
|                           |   |               |       |           |   |                 |       |            |   |                |       | 233                      | H | Western Ill.   | 67 54 |
|                           |   |               |       |           |   |                 |       |            |   |                |       | 236                      | A | Oakland        | 75 60 |
|                           |   |               |       |           |   |                 |       |            |   |                |       | 236                      | H | Oakland        | 64 54 |
|                           |   |               |       |           |   |                 |       |            |   |                |       | 250                      | H | Northern Ill.  | 61 47 |
|                           |   |               |       |           |   |                 |       |            |   |                |       | 274                      | A | Miami (OH)     | 72 69 |
|                           |   |               |       |           |   |                 |       |            |   |                |       | 280                      | A | Valparaiso     | 86 56 |
|                           |   |               |       |           |   |                 |       |            |   |                |       | 280                      | H | Valparaiso     | 60 42 |
|                           |   |               |       |           |   |                 |       |            |   |                |       | 283                      | A | Milwaukee      | 63 64 |
|                           |   |               |       |           |   |                 |       |            |   |                |       | 283                      | H | Milwaukee      | 72 70 |
|                           |   |               |       |           |   |                 |       |            |   |                |       | 299                      | A | Eastern Ill.   | 78 66 |
|                           |   |               |       |           |   |                 |       |            |   |                |       | 307                      | H | Loyola Chicago | 63 28 |
|                           |   |               |       |           |   |                 |       |            |   |                |       | 318                      | H | Bradley        | 71 43 |
|                           |   |               |       |           |   |                 |       |            |   |                |       | 345                      | H | Chicago St.    | 70 44 |
| LAST 12 Division I GAMES: |   |               |       |           |   |                 |       |            |   |                |       |                          |   |                |       |
| 111                       | A | Cleveland St. | 46 58 | 223       | H | Detroit         | 68 76 |            |   |                |       |                          |   |                |       |
| 89                        | A | Wright St.    | 54 74 | 77        | A | Youngstown St.  | 66 63 |            |   |                |       |                          |   |                |       |
| 236                       | H | Oakland       | 64 54 | 111       | H | Cleveland St.   | 73 75 |            |   |                |       |                          |   |                |       |
| 283                       | H | Milwaukee     | 72 70 | 25        | H | Green Bay       | 45 64 |            |   |                |       |                          |   |                |       |
| 25                        | A | Green Bay     | 32 71 | 280       | H | Valparaiso      | 60 42 |            |   |                |       |                          |   |                |       |
| 89                        | H | Wright St.    | 63 74 | 283       | A | Milwaukee       | 63 64 |            |   |                |       |                          |   |                |       |

Non-Div I Games: Robert Morris-S'fiel04 26 Ill.-Springfield 61 44

Ill.-Chicago

Loss, Non-Conf, S Site, H Home A Away N Neutral



|                   |          |           |                |            |             |               |      |      |       |           |
|-------------------|----------|-----------|----------------|------------|-------------|---------------|------|------|-------|-----------|
| Average RPI Win:  | 155      | WON-LOST  | WINNING        | LAST 10    | STRENGTH OF | OPP. STRENGTH | TEAM | ADJ. | CONF. | ADJ CONF. |
| Average RPI Loss: | 62       | RECORD    | PCT. RANK      | GAMES      | SCHEDULE    | OF SCHEDULE   | RPI  | RPI  | RPI   | RPI       |
| DIV. I ONLY       | 15- 16   | 183       | 4- 6           | 46         | 40          | 109           | 109  | 4    | 4     |           |
| DIV. I NON-CONF.  | 9- 3     | 60        | 0- 0           | 97         | 132         | 55            | 55   | 2    | 2     |           |
| TOTALS            | RPI 1-25 | RPI 26-50 | W-L RECORDS    | RPI 51-100 | RPI 101-150 | RPI 150+      |      |      |       |           |
| 15- 16            | 2- 2     | 2- 8      | OVERALL        | 1- 3       | 2- 1        | 8- 2          |      |      |       |           |
| 10- 5             | 1- 0     | 2- 2      | HOME           | 1- 1       | 1- 1        | 5- 1          |      |      |       |           |
| 4- 8              | 0- 1     | 0- 4      | AWAY           | 0- 2       | 1- 0        | 3- 1          |      |      |       |           |
| 1- 3              | 1- 1     | 0- 2      | NEUTRAL        | 0- 0       | 0- 0        | 0- 0          |      |      |       |           |
| 9- 3              | 1- 1     | 0- 2      | NON-CONFERENCE | 0- 0       | 1- 0        | 7- 0          |      |      |       |           |
| 6- 0              | 0- 0     | 0- 0      | HOME           | 0- 0       | 1- 0        | 5- 0          |      |      |       |           |
| 2- 1              | 0- 0     | 0- 1      | AWAY           | 0- 0       | 0- 0        | 2- 0          |      |      |       |           |
| 1- 2              | 1- 1     | 0- 1      | NEUTRAL        | 0- 0       | 0- 0        | 0- 0          |      |      |       |           |
| 6- 13             | 1- 1     | 2- 6      | CONFERENCE     | 1- 3       | 1- 1        | 1- 2          |      |      |       |           |
| 4- 5              | 1- 0     | 2- 2      | HOME           | 1- 1       | 0- 1        | 0- 1          |      |      |       |           |
| 2- 7              | 0- 1     | 0- 3      | AWAY           | 0- 2       | 1- 0        | 1- 1          |      |      |       |           |
| 0- 1              | 0- 0     | 0- 1      | NEUTRAL        | 0- 0       | 0- 0        | 0- 0          |      |      |       |           |

| RPI                       | S | Opponent | Score | RPI | S | Opponent     | Score | RPI | S | Opponent     | Score | RPI | S | Opponent      | Score | Team's RPI: 109 |
|---------------------------|---|----------|-------|-----|---|--------------|-------|-----|---|--------------|-------|-----|---|---------------|-------|-----------------|
| 6                         | A | Maryland | 54 74 | 26  | N | South Fla.   | 61 67 | 69  | A | Michigan     | 57 70 | 110 | H | Virginia      | 86 63 |                 |
| 8                         | N | Kentucky | 77 71 | 27  | H | Ohio St.     | 66 55 | 69  | H | Michigan     | 72 60 | 130 | A | Purdue        | 47 46 |                 |
| 9                         | H | Iowa     | 73 61 | 33  | A | Northwestern | 58 64 | 78  | A | Michigan St. | 56 63 | 130 | H | Purdue        | 55 62 |                 |
| 22                        | N | Oklahoma | 76 78 | 33  | H | Northwestern | 67 68 | 78  | H | Michigan St. | 65 67 | 160 | H | Wisconsin     | 62 73 |                 |
|                           |   |          |       | 36  | A | Nebraska     | 57 59 |     |   |              |       | 163 | A | Southern Ill. | 86 42 |                 |
|                           |   |          |       | 36  | H | Nebraska     | 53 58 |     |   |              |       | 166 | A | Indiana       | 58 85 |                 |
|                           |   |          |       | 36  | N | Nebraska     | 71 86 |     |   |              |       | 187 | H | Memphis       | 60 58 |                 |
|                           |   |          |       | 40  | A | Seton Hall   | 72 82 |     |   |              |       | 203 | H | Robert Morris | 66 48 |                 |
|                           |   |          |       | 42  | A | Rutgers      | 56 80 |     |   |              |       | 227 | A | Penn St.      | 91 76 |                 |
|                           |   |          |       | 43  | H | Minnesota    | 95 69 |     |   |              |       | 230 | H | Southern U.   | 62 42 |                 |
|                           |   |          |       |     |   |              |       |     |   |              |       | 280 | A | Valparaiso    | 80 58 |                 |
|                           |   |          |       |     |   |              |       |     |   |              |       | 315 | H | IPFW          | 70 63 |                 |
|                           |   |          |       |     |   |              |       |     |   |              |       | 331 | H | Murray St.    | 64 44 |                 |
| LAST 12 Division I GAMES: |   |          |       |     |   |              |       |     |   |              |       |     |   |               |       |                 |
|                           |   |          |       | 36  | N | Nebraska     | 71 86 | 166 | A | Indiana      | 58 85 |     |   |               |       |                 |
|                           |   |          |       | 69  | H | Michigan     | 72 60 | 33  | A | Northwestern | 58 64 |     |   |               |       |                 |
|                           |   |          |       | 78  | H | Michigan St. | 65 67 | 43  | H | Minnesota    | 95 69 |     |   |               |       |                 |
|                           |   |          |       | 130 | A | Purdue       | 47 46 | 160 | H | Wisconsin    | 62 73 |     |   |               |       |                 |
|                           |   |          |       | 42  | A | Rutgers      | 56 80 | 36  | A | Nebraska     | 57 59 |     |   |               |       |                 |
|                           |   |          |       | 27  | H | Ohio St.     | 66 55 | 69  | A | Michigan     | 57 70 |     |   |               |       |                 |

Non-Div I Games:

Illinois

|                   |          |           |                |            |             |               |      |      |       |           |
|-------------------|----------|-----------|----------------|------------|-------------|---------------|------|------|-------|-----------|
| Average RPI Win:  | 235      | WON-LOST  | WINNING        | LAST 10    | STRENGTH OF | OPP. STRENGTH | TEAM | ADJ. | CONF. | ADJ CONF. |
| Average RPI Loss: | 153      | RECORD    | PCT. RANK      | GAMES      | SCHEDULE    | OF SCHEDULE   | RPI  | RPI  | RPI   | RPI       |
| DIV. I ONLY       | 2- 27    | 346       | 2- 8           | 139        | 198         | 323           | 323  | 19   | 19    |           |
| DIV. I NON-CONF.  | 0- 11    | 339       | 0- 0           | 77         | 166         | 303           | 303  | 16   | 16    |           |
| TOTALS            | RPI 1-25 | RPI 26-50 | W-L RECORDS    | RPI 51-100 | RPI 101-150 | RPI 150+      |      |      |       |           |
| 2- 27             | 0- 1     | 0- 3      | OVERALL        | 0- 4       | 0- 7        | 2- 12         |      |      |       |           |
| 1- 14             | 0- 1     | 0- 2      | HOME           | 0- 1       | 0- 4        | 1- 6          |      |      |       |           |
| 1- 12             | 0- 0     | 0- 1      | AWAY           | 0- 3       | 0- 2        | 1- 6          |      |      |       |           |
| 0- 1              | 0- 0     | 0- 0      | NEUTRAL        | 0- 0       | 0- 1        | 0- 0          |      |      |       |           |
| 0- 11             | 0- 1     | 0- 1      | NON-CONFERENCE | 0- 2       | 0- 3        | 0- 4          |      |      |       |           |
| 0- 6              | 0- 1     | 0- 1      | HOME           | 0- 0       | 0- 2        | 0- 2          |      |      |       |           |
| 0- 4              | 0- 0     | 0- 0      | AWAY           | 0- 2       | 0- 0        | 0- 2          |      |      |       |           |
| 0- 1              | 0- 0     | 0- 0      | NEUTRAL        | 0- 0       | 0- 1        | 0- 0          |      |      |       |           |
| 2- 16             | 0- 0     | 0- 2      | CONFERENCE     | 0- 2       | 0- 4        | 2- 8          |      |      |       |           |
| 1- 8              | 0- 0     | 0- 1      | HOME           | 0- 1       | 0- 2        | 1- 4          |      |      |       |           |
| 1- 8              | 0- 0     | 0- 1      | AWAY           | 0- 1       | 0- 2        | 1- 4          |      |      |       |           |
| 0- 0              | 0- 0     | 0- 0      | NEUTRAL        | 0- 0       | 0- 0        | 0- 0          |      |      |       |           |

| RPI                       | S | Opponent       | Score | RPI | S | Opponent       | Score | RPI | S | Opponent     | Score | RPI | S | Opponent       | Score | Team's RPI: 323 |
|---------------------------|---|----------------|-------|-----|---|----------------|-------|-----|---|--------------|-------|-----|---|----------------|-------|-----------------|
| 16                        | H | Arizona St.    | 44 89 | 37  | H | DePaul         | 62 99 | 66  | A | Miami (FL)   | 44 95 | 122 | A | UNI            | 43 71 |                 |
|                           |   |                |       | 38  | A | Wichita St.    | 38 85 | 79  | A | Drake        | 51 86 | 122 | H | UNI            | 52 59 |                 |
|                           |   |                |       | 38  | H | Wichita St.    | 41 46 | 79  | H | Drake        | 47 70 | 123 | A | Missouri St.   | 35 58 |                 |
|                           |   |                |       |     |   |                |       | 80  | A | Colorado St. | 49 70 | 123 | H | Missouri St.   | 78 90 |                 |
|                           |   |                |       |     |   |                |       |     |   |              |       | 131 | H | UT Martin      | 46 79 |                 |
|                           |   |                |       |     |   |                |       |     |   |              |       | 136 | N | Buffalo        | 60 68 |                 |
|                           |   |                |       |     |   |                |       |     |   |              |       | 144 | H | Butler         | 60 72 |                 |
|                           |   |                |       |     |   |                |       |     |   |              |       | 156 | H | Northern Ky.   | 48 59 |                 |
|                           |   |                |       |     |   |                |       |     |   |              |       | 160 | A | Wisconsin      | 60 71 |                 |
|                           |   |                |       |     |   |                |       |     |   |              |       | 163 | A | Southern Ill.  | 69 54 |                 |
|                           |   |                |       |     |   |                |       |     |   |              |       | 163 | H | Southern Ill.  | 56 65 |                 |
|                           |   |                |       |     |   |                |       |     |   |              |       | 170 | A | Indiana St.    | 65 74 |                 |
|                           |   |                |       |     |   |                |       |     |   |              |       | 170 | H | Indiana St.    | 36 60 |                 |
|                           |   |                |       |     |   |                |       |     |   |              |       | 250 | A | Northern Ill.  | 51 55 |                 |
|                           |   |                |       |     |   |                |       |     |   |              |       | 251 | A | Evansville     | 52 69 |                 |
|                           |   |                |       |     |   |                |       |     |   |              |       | 251 | H | Evansville     | 50 62 |                 |
|                           |   |                |       |     |   |                |       |     |   |              |       | 291 | H | Bowling Green  | 54 58 |                 |
|                           |   |                |       |     |   |                |       |     |   |              |       | 307 | A | Loyola Chicago | 53 67 |                 |
|                           |   |                |       |     |   |                |       |     |   |              |       | 307 | H | Loyola Chicago | 72 56 |                 |
|                           |   |                |       |     |   |                |       |     |   |              |       | 318 | A | Bradley        | 50 60 |                 |
|                           |   |                |       |     |   |                |       |     |   |              |       | 318 | H | Bradley        | 55 58 |                 |
| LAST 12 Division I GAMES: |   |                |       |     |   |                |       |     |   |              |       |     |   |                |       |                 |
| 163                       | A | Southern Ill.  | 69 54 | 170 | A | Indiana St.    | 65 74 |     |   |              |       |     |   |                |       |                 |
| 318                       | A | Bradley        | 50 60 | 79  | H | Drake          | 47 70 |     |   |              |       |     |   |                |       |                 |
| 307                       | A | Loyola Chicago | 53 67 | 122 | H | UNI            | 52 59 |     |   |              |       |     |   |                |       |                 |
| 123                       | H | Missouri St.   | 78 90 | 307 | H | Loyola Chicago | 72 56 |     |   |              |       |     |   |                |       |                 |
| 38                        | H | Wichita St.    | 41 46 | 318 | H | Bradley        | 55 58 |     |   |              |       |     |   |                |       |                 |
| 251                       | A | Evansville     | 52 69 | 123 | A | Missouri St.   | 35 58 |     |   |              |       |     |   |                |       |                 |

Non-Div I Games:

Illinois St.

|                   |          |           |                |            |             |               |      |      |       |           |
|-------------------|----------|-----------|----------------|------------|-------------|---------------|------|------|-------|-----------|
| Average RPI Win:  | 307      | WON-LOST  | WINNING        | LAST 10    | STRENGTH OF | OPP. STRENGTH | TEAM | ADJ. | CONF. | ADJ CONF. |
| Average RPI Loss: | 209      | RECORD    | PCT. RANK      | GAMES      | SCHEDULE    | OF SCHEDULE   | RPI  | RPI  | RPI   | RPI       |
| DIV. I ONLY       | 3- 22    | 339       | 0- 10          | 281        | 319         | 341           | 341  | 27   | 27    |           |
| DIV. I NON-CONF.  | 1- 6     | 316       | 0- 0           | 259        | 177         | 302           | 302  | 27   | 27    |           |
| TOTALS            | RPI 1-25 | RPI 26-50 | W-L RECORDS    | RPI 51-100 | RPI 101-150 | RPI 150+      |      |      |       |           |
| 3- 22             | 0- 0     | 0- 0      | OVERALL        | 0- 1       | 0- 3        | 3- 18         |      |      |       |           |
| 2- 8              | 0- 0     | 0- 0      | HOME           | 0- 0       | 0- 1        | 2- 7          |      |      |       |           |
| 1- 13             | 0- 0     | 0- 0      | AWAY           | 0- 0       | 0- 0        | 1- 0          |      |      |       |           |
| 0- 1              | 0- 0     | 0- 0      | NEUTRAL        | 0- 1       | 0- 0        | 0- 0          |      |      |       |           |
| 1- 6              | 0- 0     | 0- 0      | NON-CONFERENCE | 0- 1       | 0- 1        | 1- 4          |      |      |       |           |
| 0- 1              | 0- 0     | 0- 0      | HOME           | 0- 0       | 0- 0        | 0- 1          |      |      |       |           |
| 1- 4              | 0- 0     | 0- 0      | AWAY           | 0- 0       | 0- 1        | 1- 3          |      |      |       |           |
| 0- 1              | 0- 0     | 0- 0      | NEUTRAL        | 0- 1       | 0- 0        | 0- 0          |      |      |       |           |
| 2- 16             | 0- 0     | 0- 0      | CONFERENCE     | 0- 0       | 0- 2        | 2- 14         |      |      |       |           |
| 2- 7              | 0- 0     | 0- 0      | HOME           | 0- 0       | 0- 1        | 2- 6          |      |      |       |           |
| 0- 9              | 0- 0     | 0- 0      | AWAY           | 0- 0       | 0- 1        | 0- 8          |      |      |       |           |
| 0- 0              | 0- 0     | 0- 0      | NEUTRAL        | 0- 0       | 0- 0        | 0- 0          |      |      |       |           |

| RPI 1-25                  |   |                    | RPI 26-50 |     |   | RPI 51-100         |       |                          | RPI 101+ |          |         | Team's RPI: 341 |
|---------------------------|---|--------------------|-----------|-----|---|--------------------|-------|--------------------------|----------|----------|---------|-----------------|
| RPI                       | S | Opponent           | Score     | RPI | S | Opponent           | Score | RPI                      | S        | Opponent | Score   |                 |
|                           |   |                    |           |     |   | 73 N Fordham       | 42 74 | 107 A Kansas             |          |          | 46 68   |                 |
|                           |   |                    |           |     |   |                    |       | 127 A Stephen F. Austin  |          |          | 44 58   |                 |
|                           |   |                    |           |     |   |                    |       | 127 H Stephen F. Austin  |          |          | 47 64   |                 |
|                           |   |                    |           |     |   |                    |       | 166 A Indiana            |          |          | 49 85   |                 |
|                           |   |                    |           |     |   |                    |       | 173 A UTSA               |          |          | 31 57   |                 |
|                           |   |                    |           |     |   |                    |       | 186 A Lamar              |          |          | 64 81   |                 |
|                           |   |                    |           |     |   |                    |       | 186 H Lamar              |          |          | 45 67   |                 |
|                           |   |                    |           |     |   |                    |       | 205 A Tex.-Pan American  |          |          | 61 65   |                 |
|                           |   |                    |           |     |   |                    |       | 210 A Nicholls St.       |          |          | 34 67   |                 |
|                           |   |                    |           |     |   |                    |       | 210 H Nicholls St.       |          |          | 58 69   |                 |
|                           |   |                    |           |     |   |                    |       | 211 H McNeese St.        |          |          | 101 104 |                 |
|                           |   |                    |           |     |   |                    |       | 228 A Northwestern St.   |          |          | 51 73   |                 |
|                           |   |                    |           |     |   |                    |       | 246 A A&M-Corpus Christi |          |          | 54 63   |                 |
|                           |   |                    |           |     |   |                    |       | 246 H A&M-Corpus Christi |          |          | 49 61   |                 |
|                           |   |                    |           |     |   |                    |       | 249 A Central Ark.       |          |          | 49 58   |                 |
|                           |   |                    |           |     |   |                    |       | 256 A Abilene Christian  |          |          | 54 78   |                 |
|                           |   |                    |           |     |   |                    |       | 256 H Abilene Christian  |          |          | 62 72   |                 |
|                           |   |                    |           |     |   |                    |       | 275 H Grand Canyon       |          |          | 67 72   |                 |
|                           |   |                    |           |     |   |                    |       | 282 A Houston Baptist    |          |          | 64 67   |                 |
|                           |   |                    |           |     |   |                    |       | 282 H Houston Baptist    |          |          | 71 81   |                 |
|                           |   |                    |           |     |   |                    |       | 288 A Houston            |          |          | 50 48   |                 |
|                           |   |                    |           |     |   |                    |       | 296 A Sam Houston St.    |          |          | 55 59   |                 |
|                           |   |                    |           |     |   |                    |       | 302 H New Orleans        |          |          | 71 59   |                 |
|                           |   |                    |           |     |   |                    |       | 332 H Southeastern La.   |          |          | 82 70   |                 |
| LAST 12 Division I GAMES: |   |                    |           |     |   |                    |       |                          |          |          |         |                 |
| 282                       | H | Houston Baptist    | 71 81     | 249 | A | Central Ark.       | 49 58 |                          |          |          |         |                 |
| 256                       | H | Abilene Christian  | 62 72     | 127 | H | Stephen F. Austin  | 47 64 |                          |          |          |         |                 |
| 186                       | A | Lamar              | 64 81     | 186 | H | Lamar              | 45 67 |                          |          |          |         |                 |
| 127                       | A | Stephen F. Austin  | 44 58     | 210 | H | Nicholls St.       | 58 69 |                          |          |          |         |                 |
| 246                       | H | A&M-Corpus Christi | 49 61     | 210 | A | Nicholls St.       | 34 67 |                          |          |          |         |                 |
| 282                       | A | Houston Baptist    | 64 67     | 246 | A | A&M-Corpus Christi | 54 63 |                          |          |          |         |                 |

Non-Div I Games: Texas Wesleyan 66 74 St. Thomas (TX) 64 49 Our Lady Of The Lak92 104 Texas Lutheran 62 41 Incarnate Word

## Indiana

Through Games Of March 10, 2015

|                   |          |           |                |            |             |               |      |      |       |           |
|-------------------|----------|-----------|----------------|------------|-------------|---------------|------|------|-------|-----------|
| Average RPI Win:  | 208      | WON-LOST  | WINNING        | LAST 10    | STRENGTH OF | OPP. STRENGTH | TEAM | ADJ. | CONF. | ADJ CONF. |
| Average RPI Loss: | 62       | RECORD    | PCT. RANK      | GAMES      | SCHEDULE    | OF SCHEDULE   | RPI  | RPI  | RPI   | RPI       |
| DIV. I ONLY       | 15- 16   | 183       | 2- 8           | 132        | 57          | 166           | 166  | 4    | 4     |           |
| DIV. I NON-CONF.  | 10- 1    | 17        | 0- 0           | 334        | 301         | 119           | 119  | 2    | 2     |           |
| TOTALS            | RPI 1-25 | RPI 26-50 | W-L RECORDS    | RPI 51-100 | RPI 101-150 | RPI 150+      |      |      |       |           |
| 15- 16            | 0- 3     | 0- 8      | OVERALL        | 1- 2       | 4- 1        | 10- 2         |      |      |       |           |
| 11- 6             | 0- 1     | 0- 4      | HOME           | 1- 0       | 3- 0        | 7- 1          |      |      |       |           |
| 3- 9              | 0- 2     | 0- 3      | AWAY           | 0- 2       | 1- 1        | 2- 1          |      |      |       |           |
| 1- 1              | 0- 0     | 0- 1      | NEUTRAL        | 0- 0       | 0- 0        | 1- 0          |      |      |       |           |
| 10- 1             | 0- 0     | 0- 0      | NON-CONFERENCE | 0- 0       | 2- 0        | 8- 1          |      |      |       |           |
| 7- 1              | 0- 0     | 0- 0      | HOME           | 0- 0       | 1- 0        | 6- 1          |      |      |       |           |
| 3- 0              | 0- 0     | 0- 0      | AWAY           | 0- 0       | 1- 0        | 2- 0          |      |      |       |           |
| 0- 0              | 0- 0     | 0- 0      | NEUTRAL        | 0- 0       | 0- 0        | 0- 0          |      |      |       |           |
| 5- 15             | 0- 3     | 0- 8      | CONFERENCE     | 1- 2       | 2- 1        | 2- 1          |      |      |       |           |
| 4- 5              | 0- 1     | 0- 4      | HOME           | 1- 0       | 2- 0        | 1- 0          |      |      |       |           |
| 0- 9              | 0- 2     | 0- 3      | AWAY           | 0- 2       | 0- 1        | 0- 1          |      |      |       |           |
| 1- 1              | 0- 0     | 0- 1      | NEUTRAL        | 0- 0       | 0- 0        | 1- 0          |      |      |       |           |

| RPI 1-25                  |   |          |       | RPI 26-50 |   |              |        | RPI 51-100 |   |              |       | RPI 101+ Team's RPI: 166 |   |                 |        |
|---------------------------|---|----------|-------|-----------|---|--------------|--------|------------|---|--------------|-------|--------------------------|---|-----------------|--------|
| RPI                       | S | Opponent | Score | RPI       | S | Opponent     | Score  | RPI        | S | Opponent     | Score | RPI                      | S | Opponent        | Score  |
| 6                         | A | Maryland | 72 83 | 27        | A | Ohio St.     | 70 78  | 69         | A | Michigan     | 52 68 | 108                      | H | East Tenn. St.  | 97 69  |
| 6                         | H | Maryland | 74 84 | 27        | H | Ohio St.     | 49 103 | 78         | A | Michigan St. | 57 72 | 109                      | H | Illinois        | 85 58  |
| 9                         | A | Iowa     | 64 81 | 33        | H | Northwestern | 69 75  | 78         | H | Michigan St. | 70 51 | 118                      | A | Boston College  | 76 67  |
|                           |   |          |       | 36        | H | Nebraska     | 64 67  |            |   |              |       | 130                      | A | Purdue          | 64 86  |
|                           |   |          |       | 42        | A | Rutgers      | 60 71  |            |   |              |       | 130                      | H | Purdue          | 72 55  |
|                           |   |          |       | 42        | H | Rutgers      | 51 66  |            |   |              |       | 160                      | H | Wisconsin       | 69 52  |
|                           |   |          |       | 42        | N | Rutgers      | 52 63  |            |   |              |       | 170                      | H | Indiana St.     | 61 65  |
|                           |   |          |       | 43        | A | Minnesota    | 61 65  |            |   |              |       | 216                      | H | IUPUI           | 68 55  |
|                           |   |          |       |           |   |              |        |            |   |              |       | 227                      | A | Penn St.        | 75 79  |
|                           |   |          |       |           |   |              |        |            |   |              |       | 227                      | N | Penn St.        | 68 63  |
|                           |   |          |       |           |   |              |        |            |   |              |       | 236                      | A | Oakland         | 88 61  |
|                           |   |          |       |           |   |              |        |            |   |              |       | 245                      | H | Morehead St.    | 98 57  |
|                           |   |          |       |           |   |              |        |            |   |              |       | 279                      | H | Gardner-Webb    | 115 54 |
|                           |   |          |       |           |   |              |        |            |   |              |       | 280                      | H | Valparaiso      | 81 49  |
|                           |   |          |       |           |   |              |        |            |   |              |       | 283                      | A | Milwaukee       | 82 56  |
|                           |   |          |       |           |   |              |        |            |   |              |       | 315                      | H | IPFW            | 80 37  |
|                           |   |          |       |           |   |              |        |            |   |              |       | 341                      | H | Incarinate Word | 85 49  |
| LAST 12 Division I GAMES: |   |          |       |           |   |              |        |            |   |              |       |                          |   |                 |        |
|                           |   |          |       | 42        | N | Rutgers      | 52 63  | 9          | A | Iowa         | 64 81 |                          |   |                 |        |
|                           |   |          |       | 227       | N | Penn St.     | 68 63  | 109        | H | Illinois     | 85 58 |                          |   |                 |        |
|                           |   |          |       | 42        | A | Rutgers      | 60 71  | 27         | A | Ohio St.     | 70 78 |                          |   |                 |        |
|                           |   |          |       | 6         | A | Maryland     | 72 83  | 33         | H | Northwestern | 69 75 |                          |   |                 |        |
|                           |   |          |       | 36        | H | Nebraska     | 64 67  | 130        | H | Purdue       | 72 55 |                          |   |                 |        |
|                           |   |          |       | 69        | A | Michigan     | 52 68  | 78         | A | Michigan St. | 57 72 |                          |   |                 |        |

Non-Div I Games:

Indiana

■ Loss, 
 ■ Non-Conf, 
 ■ S Site, 
 ■ H Home 
 ■ A Away 
 N Neutral

|                   |          |           |                |            |             |               |      |      |       |           |
|-------------------|----------|-----------|----------------|------------|-------------|---------------|------|------|-------|-----------|
| Average RPI Win:  | 230      | WON-LOST  | WINNING        | LAST 10    | STRENGTH OF | OPP. STRENGTH | TEAM | ADJ. | CONF. | ADJ CONF. |
| Average RPI Loss: | 117      | RECORD    | PCT. RANK      | GAMES      | SCHEDULE    | OF SCHEDULE   | RPI  | RPI  | RPI   | RPI       |
| DIV. I ONLY       | 16- 12   | 123       | 4- 6           | 271        | 151         | 170           | 170  | 19   | 19    |           |
| DIV. I NON-CONF.  | 9- 1     | 21        | 0- 0           | 184        | 108         | 46            | 46   | 16   | 16    |           |
| TOTALS            | RPI 1-25 | RPI 26-50 | W-L RECORDS    | RPI 51-100 | RPI 101-150 | RPI 150+      |      |      |       |           |
| 16- 12            | 0- 0     | 0- 3      | OVERALL        | 1- 2       | 2- 4        | 13- 3         |      |      |       |           |
| 6- 6              | 0- 0     | 0- 2      | HOME           | 0- 1       | 1- 2        | 5- 1          |      |      |       |           |
| 9- 6              | 0- 0     | 0- 1      | AWAY           | 1- 1       | 1- 2        | 7- 2          |      |      |       |           |
| 1- 0              | 0- 0     | 0- 0      | NEUTRAL        | 0- 0       | 0- 0        | 1- 0          |      |      |       |           |
| 9- 1              | 0- 0     | 0- 1      | NON-CONFERENCE | 1- 0       | 2- 0        | 6- 0          |      |      |       |           |
| 2- 1              | 0- 0     | 0- 1      | HOME           | 0- 0       | 1- 0        | 1- 0          |      |      |       |           |
| 6- 0              | 0- 0     | 0- 0      | AWAY           | 1- 0       | 1- 0        | 4- 0          |      |      |       |           |
| 1- 0              | 0- 0     | 0- 0      | NEUTRAL        | 0- 0       | 0- 0        | 1- 0          |      |      |       |           |
| 7- 11             | 0- 0     | 0- 2      | CONFERENCE     | 0- 2       | 0- 4        | 7- 3          |      |      |       |           |
| 4- 5              | 0- 0     | 0- 1      | HOME           | 0- 1       | 0- 2        | 4- 1          |      |      |       |           |
| 3- 6              | 0- 0     | 0- 1      | AWAY           | 0- 1       | 0- 2        | 3- 2          |      |      |       |           |
| 0- 0              | 0- 0     | 0- 0      | NEUTRAL        | 0- 0       | 0- 0        | 0- 0          |      |      |       |           |

| RPI 1-25                  |   |          |       | RPI 26-50 |   |               |       | RPI 51-100 |   |                 |       | RPI 101+ |   |                |       | Team's RPI: 170 |  |
|---------------------------|---|----------|-------|-----------|---|---------------|-------|------------|---|-----------------|-------|----------|---|----------------|-------|-----------------|--|
| RPI                       | S | Opponent | Score | RPI       | S | Opponent      | Score | RPI        | S | Opponent        | Score | RPI      | S | Opponent       | Score |                 |  |
|                           |   |          |       | 38        | A | Wichita St.   | 52 63 | 79         | A | Drake           | 61 76 | 108      | H | East Tenn. St. | 76 69 |                 |  |
|                           |   |          |       | 38        | H | Wichita St.   | 54 62 | 79         | H | Drake           | 65 72 | 122      | A | UNI            | 29 64 |                 |  |
|                           |   |          |       | 45        | H | Stetson       | 52 62 | 85         | A | St. John's (NY) | 73 67 | 122      | H | UNI            | 55 57 |                 |  |
|                           |   |          |       |           |   |               |       |            |   |                 |       | 123      | A | Missouri St.   | 66 74 |                 |  |
|                           |   |          |       |           |   |               |       |            |   |                 |       | 123      | H | Missouri St.   | 56 65 |                 |  |
|                           |   |          |       |           |   |               |       |            |   |                 |       | 144      | A | Butler         | 66 51 |                 |  |
|                           |   |          |       |           |   |               |       |            |   |                 |       | 151      | A | Saint Louis    | 68 58 |                 |  |
|                           |   |          |       |           |   |               |       |            |   |                 |       | 151      | H | Saint Louis    | 63 60 |                 |  |
|                           |   |          |       |           |   |               |       |            |   |                 |       | 163      | A | Southern Ill.  | 53 65 |                 |  |
|                           |   |          |       |           |   |               |       |            |   |                 |       | 163      | H | Southern Ill.  | 58 76 |                 |  |
|                           |   |          |       |           |   |               |       |            |   |                 |       | 166      | A | Indiana        | 65 61 |                 |  |
|                           |   |          |       |           |   |               |       |            |   |                 |       | 216      | A | IUPUI          | 61 60 |                 |  |
|                           |   |          |       |           |   |               |       |            |   |                 |       | 251      | A | Evansville     | 71 53 |                 |  |
|                           |   |          |       |           |   |               |       |            |   |                 |       | 251      | H | Evansville     | 67 52 |                 |  |
|                           |   |          |       |           |   |               |       |            |   |                 |       | 255      | N | SMU            | 64 55 |                 |  |
|                           |   |          |       |           |   |               |       |            |   |                 |       | 307      | A | Loyola Chicago | 50 61 |                 |  |
|                           |   |          |       |           |   |               |       |            |   |                 |       | 307      | H | Loyola Chicago | 64 37 |                 |  |
|                           |   |          |       |           |   |               |       |            |   |                 |       | 317      | A | South Ala.     | 74 53 |                 |  |
|                           |   |          |       |           |   |               |       |            |   |                 |       | 318      | A | Bradley        | 65 55 |                 |  |
|                           |   |          |       |           |   |               |       |            |   |                 |       | 318      | H | Bradley        | 64 50 |                 |  |
|                           |   |          |       |           |   |               |       |            |   |                 |       | 323      | A | Illinois St.   | 60 36 |                 |  |
|                           |   |          |       |           |   |               |       |            |   |                 |       | 323      | H | Illinois St.   | 74 65 |                 |  |
| LAST 12 Division I GAMES: |   |          |       |           |   |               |       |            |   |                 |       |          |   |                |       |                 |  |
|                           |   |          |       | 38        | H | Wichita St.   | 54 62 | 323        | H | Illinois St.    | 74 65 |          |   |                |       |                 |  |
|                           |   |          |       | 123       | H | Missouri St.  | 56 65 | 307        | A | Loyola Chicago  | 50 61 |          |   |                |       |                 |  |
|                           |   |          |       | 251       | A | Evansville    | 71 53 | 318        | A | Bradley         | 65 55 |          |   |                |       |                 |  |
|                           |   |          |       | 79        | A | Drake         | 61 76 | 251        | H | Evansville      | 67 52 |          |   |                |       |                 |  |
|                           |   |          |       | 122       | A | UNI           | 29 64 | 122        | H | UNI             | 55 57 |          |   |                |       |                 |  |
|                           |   |          |       | 163       | H | Southern Ill. | 58 76 | 79         | H | Drake           | 65 72 |          |   |                |       |                 |  |

Non-Div I Games: Indianapolis 62 43

Indiana St.

■ Loss, 
 ■ Non-Conf, 
 ■ S Site, 
 ■ H Home 
 ■ A Away 
 N Neutral

I  
o  
n  
a

I  
o  
n  
a

Iona

Page 134

Through Games Of March 10, 1918

|                   |          |           |                |            |             |               |      |      |       |           |
|-------------------|----------|-----------|----------------|------------|-------------|---------------|------|------|-------|-----------|
| Average RPI Win:  | 97       | WON-LOST  | WINNING        | LAST 10    | STRENGTH OF | OPP. STRENGTH | TEAM | ADJ. | CONF. | ADJ CONF. |
| Average RPI Loss: | 38       | RECORD    | PCT. RANK      | GAMES      | SCHEDULE    | OF SCHEDULE   | RPI  | RPI  | RPI   | RPI       |
| DIV. I ONLY       | 24- 7    | 30        | 7- 3           | 12         | 11          | 9             | 9    | 4    | 4     |           |
| DIV. I NON-CONF.  | 9- 2     | 35        | 0- 0           | 28         | 11          | 13            | 13   | 2    | 2     |           |
| TOTALS            | RPI 1-25 | RPI 26-50 | W-L RECORDS    | RPI 51-100 | RPI 101-150 | RPI 150+      |      |      |       |           |
| 24- 7             | 1- 2     | 9- 4      | OVERALL        | 5- 0       | 2- 1        | 7- 0          |      |      |       |           |
| 16- 0             | 1- 0     | 4- 0      | HOME           | 3- 0       | 2- 0        | 6- 0          |      |      |       |           |
| 6- 5              | 0- 2     | 3- 2      | AWAY           | 2- 0       | 0- 1        | 1- 0          |      |      |       |           |
| 2- 2              | 0- 0     | 2- 2      | NEUTRAL        | 0- 0       | 0- 0        | 0- 0          |      |      |       |           |
| 9- 2              | 1- 1     | 1- 1      | NON-CONFERENCE | 3- 0       | 1- 0        | 3- 0          |      |      |       |           |
| 7- 0              | 1- 0     | 0- 0      | HOME           | 2- 0       | 1- 0        | 3- 0          |      |      |       |           |
| 1- 1              | 0- 1     | 0- 0      | AWAY           | 1- 0       | 0- 0        | 0- 0          |      |      |       |           |
| 1- 1              | 0- 0     | 1- 1      | NEUTRAL        | 0- 0       | 0- 0        | 0- 0          |      |      |       |           |
| 15- 5             | 0- 1     | 8- 3      | CONFERENCE     | 2- 0       | 1- 1        | 4- 0          |      |      |       |           |
| 9- 0              | 0- 0     | 4- 0      | HOME           | 1- 0       | 1- 0        | 3- 0          |      |      |       |           |
| 5- 4              | 0- 1     | 3- 2      | AWAY           | 1- 0       | 0- 1        | 1- 0          |      |      |       |           |
| 1- 1              | 0- 0     | 1- 1      | NEUTRAL        | 0- 0       | 0- 0        | 0- 0          |      |      |       |           |

| RPI                       | S | Opponent   | Score | RPI | S | Opponent     | Score  | RPI | S | Opponent     | Score  | RPI | S | Opponent      | Score  |
|---------------------------|---|------------|-------|-----|---|--------------|--------|-----|---|--------------|--------|-----|---|---------------|--------|
| 6                         | A | Maryland   | 88 93 | 27  | A | Ohio St.     | 82 100 | 56  | H | Iowa St.     | 76 67  | 109 | A | Illinois      | 61 73  |
| 7                         | A | Louisville | 52 86 | 27  | H | Ohio St.     | 73 65  | 69  | H | Michigan     | 76 70  | 122 | H | UNI           | 73 45  |
| 13                        | H | Dayton     | 90 83 | 27  | N | Ohio St.     | 85 91  | 78  | A | Michigan St. | 52 50  | 130 | H | Purdue        | 73 59  |
|                           |   |            |       | 33  | A | Northwestern | 102 99 | 79  | A | Drake        | 100 98 | 160 | A | Wisconsin     | 87 75  |
|                           |   |            |       | 33  | H | Northwestern | 83 70  | 99  | H | Colorado     | 78 63  | 160 | H | Wisconsin     | 78 74  |
|                           |   |            |       | 36  | A | Nebraska     | 69 61  |     |   |              |        | 166 | H | Indiana       | 81 64  |
|                           |   |            |       | 36  | H | Nebraska     | 78 72  |     |   |              |        | 203 | H | Robert Morris | 85 67  |
|                           |   |            |       | 36  | N | Nebraska     | 74 65  |     |   |              |        | 221 | H | USC Upstate   | 107 56 |
|                           |   |            |       | 39  | N | Gonzaga      | 79 67  |     |   |              |        | 227 | H | Penn St.      | 77 52  |
|                           |   |            |       | 42  | A | Rutgers      | 79 72  |     |   |              |        | 229 | H | Pepperdine    | 97 68  |
|                           |   |            |       | 43  | A | Minnesota    | 80 93  |     |   |              |        |     |   |               |        |
|                           |   |            |       | 43  | H | Minnesota    | 92 76  |     |   |              |        |     |   |               |        |
|                           |   |            |       | 44  | N | Arkansas     | 67 77  |     |   |              |        |     |   |               |        |
| LAST 12 Division I GAMES: |   |            |       |     |   |              |        |     |   |              |        |     |   |               |        |
|                           |   |            |       | 27  | N | Ohio St.     | 85 91  | 166 | H | Indiana      | 81 64  |     |   |               |        |
|                           |   |            |       | 36  | N | Nebraska     | 74 65  | 36  | A | Nebraska     | 69 61  |     |   |               |        |
|                           |   |            |       | 43  | H | Minnesota    | 92 76  | 160 | A | Wisconsin    | 87 75  |     |   |               |        |
|                           |   |            |       | 160 | H | Wisconsin    | 78 74  | 27  | H | Ohio St.     | 73 65  |     |   |               |        |
|                           |   |            |       | 27  | A | Ohio St.     | 82 100 | 6   | A | Maryland     | 88 93  |     |   |               |        |
|                           |   |            |       | 43  | A | Minnesota    | 80 93  | 33  | A | Northwestern | 102 99 |     |   |               |        |

Non-Div I Games:

Iowa

■ Loss, 
■ Non-Conf, S Site, 
■ Home 
■ Away 
N Neutral

| Average RPI Win:  | 135      | WON-LOST  | WINNING        | LAST 10    | STRENGTH OF | OPP. STRENGTH | TEAM | ADJ. | CONF. | ADJ CONF. |
|-------------------|----------|-----------|----------------|------------|-------------|---------------|------|------|-------|-----------|
| Average RPI Loss: | 61       | RECORD    | PCT. RANK      | GAMES      | SCHEDULE    | OF SCHEDULE   | RPI  | RPI  | RPI   | RPI       |
| DIV. I ONLY       | 18- 12   | 106       | 4- 6           | 39         | 31          | 56            | 56   | 1    | 1     |           |
| DIV. I NON-CONF.  | 9- 2     | 35        | 0- 0           | 201        | 208         | 63            | 63   | 1    | 1     |           |
| TOTALS            | RPI 1-25 | RPI 26-50 | W-L RECORDS    | RPI 51-100 | RPI 101-150 | RPI 150+      |      |      |       |           |
| 18- 12            | 4- 3     | 0- 3      | OVERALL        | 5- 3       | 2- 3        | 7- 0          |      |      |       |           |
| 15- 2             | 3- 0     | 0- 1      | HOME           | 4- 0       | 2- 1        | 6- 0          |      |      |       |           |
| 2- 9              | 1- 3     | 0- 1      | AWAY           | 1- 3       | 0- 2        | 0- 0          |      |      |       |           |
| 1- 1              | 0- 0     | 0- 1      | NEUTRAL        | 0- 0       | 0- 0        | 1- 0          |      |      |       |           |
| 9- 2              | 0- 1     | 0- 0      | NON-CONFERENCE | 1- 1       | 1- 0        | 7- 0          |      |      |       |           |
| 8- 0              | 0- 0     | 0- 0      | HOME           | 1- 0       | 1- 0        | 6- 0          |      |      |       |           |
| 0- 2              | 0- 1     | 0- 0      | AWAY           | 0- 1       | 0- 0        | 0- 0          |      |      |       |           |
| 1- 0              | 0- 0     | 0- 0      | NEUTRAL        | 0- 0       | 0- 0        | 1- 0          |      |      |       |           |
| 9- 10             | 4- 2     | 0- 3      | CONFERENCE     | 4- 2       | 1- 3        | 0- 0          |      |      |       |           |
| 7- 2              | 3- 0     | 0- 1      | HOME           | 3- 0       | 1- 1        | 0- 0          |      |      |       |           |
| 2- 7              | 1- 2     | 0- 1      | AWAY           | 1- 2       | 0- 2        | 0- 0          |      |      |       |           |
| 0- 1              | 0- 0     | 0- 1      | NEUTRAL        | 0- 0       | 0- 0        | 0- 0          |      |      |       |           |

| RPI                       | S | Opponent      | Score | RPI | S | Opponent      | Score | RPI | S | Opponent        | Score | RPI | S | Opponent        | Score |
|---------------------------|---|---------------|-------|-----|---|---------------|-------|-----|---|-----------------|-------|-----|---|-----------------|-------|
| 4                         | A | Baylor        | 47 79 | 46  | A | Oklahoma St.  | 48 60 | 60  | A | St. Mary's (CA) | 63 67 | 107 | A | Kansas          | 64 68 |
| 4                         | H | Baylor        | 76 71 | 46  | H | Oklahoma St.  | 62 63 | 62  | A | Kansas St.      | 79 59 | 107 | H | Kansas          | 56 61 |
| 9                         | A | Iowa          | 67 76 | 46  | N | Oklahoma St.  | 58 67 | 62  | H | Kansas St.      | 60 55 | 137 | A | Texas Tech      | 58 71 |
| 21                        | A | Texas         | 58 57 |     |   |               |       | 74  | A | TCU             | 84 86 | 137 | H | Texas Tech      | 59 47 |
| 21                        | H | Texas         | 59 57 |     |   |               |       | 74  | H | TCU             | 80 62 | 139 | H | UC Riverside    | 71 54 |
| 22                        | A | Oklahoma      | 66 75 |     |   |               |       | 75  | A | West Virginia   | 52 54 | 179 | H | Fairfield       | 76 63 |
| 22                        | H | Oklahoma      | 84 76 |     |   |               |       | 75  | H | West Virginia   | 61 43 | 188 | H | Stony Brook     | 74 64 |
|                           |   |               |       |     |   |               |       | 79  | H | Drake           | 84 67 | 212 | N | Wyoming         | 84 63 |
|                           |   |               |       |     |   |               |       |     |   |                 |       | 221 | H | USC Upstate     | 98 76 |
|                           |   |               |       |     |   |               |       |     |   |                 |       | 257 | H | Cincinnati      | 85 54 |
|                           |   |               |       |     |   |               |       |     |   |                 |       | 337 | H | Ark.-Pine Bluff | 82 56 |
|                           |   |               |       |     |   |               |       |     |   |                 |       | 340 | H | Howard          | 90 44 |
| LAST 12 Division I GAMES: |   |               |       |     |   |               |       |     |   |                 |       |     |   |                 |       |
| 46                        | N | Oklahoma St.  | 58 67 | 46  | A | Oklahoma St.  | 48 60 |     |   |                 |       |     |   |                 |       |
| 107                       | A | Kansas        | 64 68 | 137 | A | Texas Tech    | 58 71 |     |   |                 |       |     |   |                 |       |
| 4                         | H | Baylor        | 76 71 | 75  | H | West Virginia | 61 43 |     |   |                 |       |     |   |                 |       |
| 137                       | H | Texas Tech    | 59 47 | 22  | A | Oklahoma      | 66 75 |     |   |                 |       |     |   |                 |       |
| 75                        | A | West Virginia | 52 54 | 46  | H | Oklahoma St.  | 62 63 |     |   |                 |       |     |   |                 |       |
| 22                        | H | Oklahoma      | 84 76 | 107 | H | Kansas        | 56 61 |     |   |                 |       |     |   |                 |       |

Non-Div I Games:

Iowa St.

■ Loss, 
 ■ Non-Conf, S Site, 
 ■ Home 
 ■ Away 
 N Neutral



|                   |          |           |                |            |             |               |      |      |       |           |
|-------------------|----------|-----------|----------------|------------|-------------|---------------|------|------|-------|-----------|
| Average RPI Win:  | 309      | WON-LOST  | WINNING        | LAST 10    | STRENGTH OF | OPP. STRENGTH | TEAM | ADJ. | CONF. | ADJ CONF. |
| Average RPI Loss: | 206      | RECORD    | PCT. RANK      | GAMES      | SCHEDULE    | OF SCHEDULE   | RPI  | RPI  | RPI   | RPI       |
| DIV. I ONLY       | 13- 16   | 209       | 7- 3           | 342        | 347         | 276           | 276  | 32   | 32    |           |
| DIV. I NON-CONF.  | 3- 8     | 263       | 0- 0           | 233        | 264         | 260           | 260  | 32   | 32    |           |
| TOTALS            | RPI 1-25 | RPI 26-50 | W-L RECORDS    | RPI 51-100 | RPI 101-150 | RPI 150+      |      |      |       |           |
| 13- 16            | 0- 0     | 0- 2      | OVERALL        | 0- 1       | 0- 0        | 13- 13        |      |      |       |           |
| 6- 4              | 0- 0     | 0- 0      | HOME           | 0- 0       | 0- 0        | 6- 4          |      |      |       |           |
| 6- 10             | 0- 0     | 0- 0      | AWAY           | 0- 0       | 0- 0        | 6- 1          |      |      |       |           |
| 1- 2              | 0- 0     | 0- 1      | NEUTRAL        | 0- 0       | 0- 0        | 1- 1          |      |      |       |           |
| 3- 8              | 0- 0     | 0- 2      | NON-CONFERENCE | 0- 1       | 0- 0        | 3- 5          |      |      |       |           |
| 1- 0              | 0- 0     | 0- 0      | HOME           | 0- 0       | 0- 0        | 1- 0          |      |      |       |           |
| 1- 6              | 0- 0     | 0- 1      | AWAY           | 0- 1       | 0- 0        | 1- 4          |      |      |       |           |
| 1- 2              | 0- 0     | 0- 1      | NEUTRAL        | 0- 0       | 0- 0        | 1- 1          |      |      |       |           |
| 10- 8             | 0- 0     | 0- 0      | CONFERENCE     | 0- 0       | 0- 0        | 10- 8         |      |      |       |           |
| 5- 4              | 0- 0     | 0- 0      | HOME           | 0- 0       | 0- 0        | 5- 4          |      |      |       |           |
| 5- 4              | 0- 0     | 0- 0      | AWAY           | 0- 0       | 0- 0        | 5- 4          |      |      |       |           |
| 0- 0              | 0- 0     | 0- 0      | NEUTRAL        | 0- 0       | 0- 0        | 0- 0          |      |      |       |           |

| RPI S                     | Opponent         | Score | RPI S | Opponent         | Score | RPI S | Opponent         | Score | RPI S | Opponent | Score | Team's RPI: 276 |
|---------------------------|------------------|-------|-------|------------------|-------|-------|------------------|-------|-------|----------|-------|-----------------|
| 48 N                      | Duquesne         | 72 90 | 58 A  | LSU              | 44 52 | 155 A | La.-Lafayette    | 56 65 |       |          |       |                 |
| 49 A                      | Arkansas St.     | 60 92 |       |                  |       | 190 A | Texas Southern   | 53 70 |       |          |       |                 |
|                           |                  |       |       |                  |       | 190 H | Texas Southern   | 46 54 |       |          |       |                 |
|                           |                  |       |       |                  |       | 191 A | Mercer           | 48 80 |       |          |       |                 |
|                           |                  |       |       |                  |       | 206 A | Jacksonville St. | 57 64 |       |          |       |                 |
|                           |                  |       |       |                  |       | 228 H | Northwestern St. | 62 61 |       |          |       |                 |
|                           |                  |       |       |                  |       | 230 A | Southern U.      | 60 82 |       |          |       |                 |
|                           |                  |       |       |                  |       | 230 H | Southern U.      | 61 77 |       |          |       |                 |
|                           |                  |       |       |                  |       | 247 A | Prairie View     | 65 82 |       |          |       |                 |
|                           |                  |       |       |                  |       | 247 H | Prairie View     | 65 60 |       |          |       |                 |
|                           |                  |       |       |                  |       | 249 N | Central Ark.     | 45 56 |       |          |       |                 |
|                           |                  |       |       |                  |       | 252 A | Lipscomb         | 45 72 |       |          |       |                 |
|                           |                  |       |       |                  |       | 277 A | Alabama St.      | 90 85 |       |          |       |                 |
|                           |                  |       |       |                  |       | 277 H | Alabama St.      | 68 67 |       |          |       |                 |
|                           |                  |       |       |                  |       | 312 A | Grambling        | 64 55 |       |          |       |                 |
|                           |                  |       |       |                  |       | 312 H | Grambling        | 70 56 |       |          |       |                 |
|                           |                  |       |       |                  |       | 313 A | Alcorn           | 65 41 |       |          |       |                 |
|                           |                  |       |       |                  |       | 313 H | Alcorn           | 69 76 |       |          |       |                 |
|                           |                  |       |       |                  |       | 331 N | Murray St.       | 90 81 |       |          |       |                 |
|                           |                  |       |       |                  |       | 337 A | Ark.-Pine Bluff  | 78 74 |       |          |       |                 |
|                           |                  |       |       |                  |       | 337 H | Ark.-Pine Bluff  | 49 57 |       |          |       |                 |
|                           |                  |       |       |                  |       | 345 A | Chicago St.      | 70 60 |       |          |       |                 |
|                           |                  |       |       |                  |       | 346 A | Alabama A&M      | 75 71 |       |          |       |                 |
|                           |                  |       |       |                  |       | 346 H | Alabama A&M      | 66 58 |       |          |       |                 |
|                           |                  |       |       |                  |       | 349 A | Mississippi Val. | 71 74 |       |          |       |                 |
|                           |                  |       |       |                  |       | 349 H | Mississippi Val. | 58 54 |       |          |       |                 |
| LAST 12 Division I GAMES: |                  |       |       |                  |       |       |                  |       |       |          |       |                 |
| 277 H                     | Alabama St.      | 68 67 | 247 H | Prairie View     | 65 60 |       |                  |       |       |          |       |                 |
| 346 H                     | Alabama A&M      | 66 58 | 230 A | Southern U.      | 60 82 |       |                  |       |       |          |       |                 |
| 337 A                     | Ark.-Pine Bluff  | 78 74 | 313 A | Alcorn           | 65 41 |       |                  |       |       |          |       |                 |
| 349 H                     | Mississippi Val. | 58 54 | 337 H | Ark.-Pine Bluff  | 49 57 |       |                  |       |       |          |       |                 |
| 312 H                     | Grambling        | 70 56 | 349 A | Mississippi Val. | 71 74 |       |                  |       |       |          |       |                 |
| 190 H                     | Texas Southern   | 46 54 | 312 A | Grambling        | 64 55 |       |                  |       |       |          |       |                 |

Non-Div I Games:

Jackson St.

■ Loss, 
 ■ Non-Conf, 
 ■ S Site, 
 ■ Home 
 ■ A Away 
 N Neutral

# Jacksonville

Through Games Of March 10, 2015

|                              |          |           |                |             |               |          |      |       |           |
|------------------------------|----------|-----------|----------------|-------------|---------------|----------|------|-------|-----------|
| Average RPI Win: <b>210</b>  | WON-LOST | WINNING   | LAST 10        | STRENGTH OF | OPP. STRENGTH | TEAM     | ADJ. | CONF. | ADJ CONF. |
| Average RPI Loss: <b>143</b> | RECORD   | PCT. RANK | GAMES          | SCHEDULE    | OF SCHEDULE   | RPI      | RPI  | RPI   | RPI       |
| DIV. I ONLY                  | 10- 16   | 245       | 6- 4           | 135         | 138           | 209      | 209  | 11    | 11        |
| DIV. I NON-CONF.             | 3- 8     | 263       | 0- 0           | 274         | 145           | 279      | 279  | 12    | 12        |
| TOTALS                       | RPI 1-25 | RPI 26-50 | W-L RECORDS    | RPI 51-100  | RPI 101-150   | RPI 150+ |      |       |           |
| 10- 16                       | 0- 3     | 0- 3      | OVERALL        | 0- 1        | 0- 0          | 10- 9    |      |       |           |
| 5- 6                         | 0- 1     | 0- 2      | HOME           | 0- 0        | 0- 0          | 5- 3     |      |       |           |
| 5- 10                        | 0- 2     | 0- 1      | AWAY           | 0- 1        | 0- 0          | 5- 6     |      |       |           |
| 0- 0                         | 0- 0     | 0- 0      | NEUTRAL        | 0- 0        | 0- 0          | 0- 0     |      |       |           |
| 3- 8                         | 0- 1     | 0- 1      | NON-CONFERENCE | 0- 1        | 0- 0          | 3- 5     |      |       |           |
| 2- 1                         | 0- 0     | 0- 1      | HOME           | 0- 0        | 0- 0          | 2- 0     |      |       |           |
| 1- 7                         | 0- 1     | 0- 0      | AWAY           | 0- 1        | 0- 0          | 1- 5     |      |       |           |
| 0- 0                         | 0- 0     | 0- 0      | NEUTRAL        | 0- 0        | 0- 0          | 0- 0     |      |       |           |
| 7- 8                         | 0- 2     | 0- 2      | CONFERENCE     | 0- 0        | 0- 0          | 7- 4     |      |       |           |
| 3- 5                         | 0- 1     | 0- 1      | HOME           | 0- 0        | 0- 0          | 3- 3     |      |       |           |
| 4- 3                         | 0- 1     | 0- 1      | AWAY           | 0- 0        | 0- 0          | 4- 1     |      |       |           |
| 0- 0                         | 0- 0     | 0- 0      | NEUTRAL        | 0- 0        | 0- 0          | 0- 0     |      |       |           |

| RPI 1-25                  |   |              |       | RPI 26-50 |   |               |       | RPI 51-100 |   |            |       | RPI 101+ Team's RPI: 209 |   |                 |       |
|---------------------------|---|--------------|-------|-----------|---|---------------|-------|------------|---|------------|-------|--------------------------|---|-----------------|-------|
| RPI                       | S | Opponent     | Score | RPI       | S | Opponent      | Score | RPI        | S | Opponent   | Score | RPI                      | S | Opponent        | Score |
| 10                        | A | Florida St.  | 46 73 | 35        | H | Syracuse      | 61 77 | 66         | A | Miami (FL) | 36 65 | 153                      | A | Savannah St.    | 45 41 |
| 14                        | A | FGCU         | 47 78 | 45        | A | Stetson       | 47 73 |            |   |            |       | 156                      | A | Northern Ky.    | 76 62 |
| 14                        | H | FGCU         | 37 60 | 45        | H | Stetson       | 67 73 |            |   |            |       | 156                      | H | Northern Ky.    | 59 70 |
|                           |   |              |       |           |   |               |       |            |   |            |       | 157                      | A | Tennessee St.   | 61 64 |
|                           |   |              |       |           |   |               |       |            |   |            |       | 159                      | A | Kennesaw St.    | 78 64 |
|                           |   |              |       |           |   |               |       |            |   |            |       | 159                      | H | Kennesaw St.    | 55 54 |
|                           |   |              |       |           |   |               |       |            |   |            |       | 159                      | H | Kennesaw St.    | 73 70 |
|                           |   |              |       |           |   |               |       |            |   |            |       | 161                      | A | Florida         | 73 84 |
|                           |   |              |       |           |   |               |       |            |   |            |       | 221                      | A | USC Upstate     | 64 66 |
|                           |   |              |       |           |   |               |       |            |   |            |       | 221                      | H | USC Upstate     | 58 60 |
|                           |   |              |       |           |   |               |       |            |   |            |       | 237                      | A | North Florida   | 68 56 |
|                           |   |              |       |           |   |               |       |            |   |            |       | 237                      | H | North Florida   | 54 52 |
|                           |   |              |       |           |   |               |       |            |   |            |       | 252                      | A | Lipscomb        | 75 63 |
|                           |   |              |       |           |   |               |       |            |   |            |       | 252                      | H | Lipscomb        | 63 75 |
|                           |   |              |       |           |   |               |       |            |   |            |       | 253                      | H | Bethune-Cookman | 64 51 |
|                           |   |              |       |           |   |               |       |            |   |            |       | 271                      | A | UCF             | 59 71 |
|                           |   |              |       |           |   |               |       |            |   |            |       | 295                      | A | Ga. Southern    | 65 78 |
|                           |   |              |       |           |   |               |       |            |   |            |       | 331                      | A | Murray St.      | 62 80 |
|                           |   |              |       |           |   |               |       |            |   |            |       | 333                      | H | FIU             | 76 64 |
| LAST 12 Division I GAMES: |   |              |       |           |   |               |       |            |   |            |       |                          |   |                 |       |
| 159                       | H | Kennesaw St. | 55 54 | 159       | H | Kennesaw St.  | 73 70 |            |   |            |       |                          |   |                 |       |
| 14                        | A | FGCU         | 47 78 | 237       | A | North Florida | 68 56 |            |   |            |       |                          |   |                 |       |
| 45                        | H | Stetson      | 67 73 | 159       | A | Kennesaw St.  | 78 64 |            |   |            |       |                          |   |                 |       |
| 252                       | A | Lipscomb     | 75 63 | 221       | A | USC Upstate   | 64 66 |            |   |            |       |                          |   |                 |       |
| 156                       | A | Northern Ky. | 76 62 | 156       | H | Northern Ky.  | 59 70 |            |   |            |       |                          |   |                 |       |
| 221                       | H | USC Upstate  | 58 60 | 252       | H | Lipscomb      | 63 75 |            |   |            |       |                          |   |                 |       |

Non-Div I Games: Trinity Baptist 98 24 Thomas (GA) 65 38

Jacksonville

Loss, Non-Conf, S Site, H Home A Away N Neutral

|                   |          |           |                |            |             |               |      |      |       |           |
|-------------------|----------|-----------|----------------|------------|-------------|---------------|------|------|-------|-----------|
| Average RPI Win:  | 263      | WON-LOST  | WINNING        | LAST 10    | STRENGTH OF | OPP. STRENGTH | TEAM | ADJ. | CONF. | ADJ CONF. |
| Average RPI Loss: | 194      | RECORD    | PCT. RANK      | GAMES      | SCHEDULE    | OF SCHEDULE   | RPI  | RPI  | RPI   | RPI       |
| DIV. I ONLY       | 19- 10   | 82        | 7- 3           | 337        | 301         | 206           | 206  | 26   | 26    |           |
| DIV. I NON-CONF.  | 9- 3     | 60        | 0- 0           | 315        | 337         | 130           | 130  | 26   | 26    |           |
| TOTALS            | RPI 1-25 | RPI 26-50 | W-L RECORDS    | RPI 51-100 | RPI 101-150 | RPI 150+      |      |      |       |           |
| 19- 10            | 0- 0     | 0- 0      | OVERALL        | 0- 0       | 1- 2        | 18- 8         |      |      |       |           |
| 10- 3             | 0- 0     | 0- 0      | HOME           | 0- 0       | 0- 0        | 10- 3         |      |      |       |           |
| 7- 6              | 0- 0     | 0- 0      | AWAY           | 0- 0       | 0- 2        | 7- 4          |      |      |       |           |
| 2- 1              | 0- 0     | 0- 0      | NEUTRAL        | 0- 0       | 1- 0        | 1- 1          |      |      |       |           |
| 9- 3              | 0- 0     | 0- 0      | NON-CONFERENCE | 0- 0       | 1- 1        | 8- 2          |      |      |       |           |
| 5- 0              | 0- 0     | 0- 0      | HOME           | 0- 0       | 0- 0        | 5- 0          |      |      |       |           |
| 2- 3              | 0- 0     | 0- 0      | AWAY           | 0- 0       | 0- 1        | 2- 2          |      |      |       |           |
| 2- 0              | 0- 0     | 0- 0      | NEUTRAL        | 0- 0       | 1- 0        | 1- 0          |      |      |       |           |
| 10- 7             | 0- 0     | 0- 0      | CONFERENCE     | 0- 0       | 0- 1        | 10- 6         |      |      |       |           |
| 5- 3              | 0- 0     | 0- 0      | HOME           | 0- 0       | 0- 0        | 5- 3          |      |      |       |           |
| 5- 3              | 0- 0     | 0- 0      | AWAY           | 0- 0       | 0- 1        | 5- 2          |      |      |       |           |
| 0- 1              | 0- 0     | 0- 0      | NEUTRAL        | 0- 0       | 0- 0        | 0- 1          |      |      |       |           |

| RPI 1-25                  |   |          | RPI 26-50 |     |   | RPI 51-100 |       |     | RPI 101+ Team's RPI: 206 |                    |       |
|---------------------------|---|----------|-----------|-----|---|------------|-------|-----|--------------------------|--------------------|-------|
| RPI                       | S | Opponent | Score     | RPI | S | Opponent   | Score | RPI | S                        | Opponent           | Score |
|                           |   |          |           |     |   |            |       | 108 | N                        | East Tenn. St.     | 57 56 |
|                           |   |          |           |     |   |            |       | 131 | A                        | UT Martin          | 47 67 |
|                           |   |          |           |     |   |            |       | 137 | A                        | Texas Tech         | 59 67 |
|                           |   |          |           |     |   |            |       | 157 | A                        | Tennessee St.      | 63 50 |
|                           |   |          |           |     |   |            |       | 157 | H                        | Tennessee St.      | 66 74 |
|                           |   |          |           |     |   |            |       | 159 | A                        | Kennesaw St.       | 65 67 |
|                           |   |          |           |     |   |            |       | 172 | A                        | Belmont            | 66 70 |
|                           |   |          |           |     |   |            |       | 172 | H                        | Belmont            | 52 55 |
|                           |   |          |           |     |   |            |       | 172 | N                        | Belmont            | 45 55 |
|                           |   |          |           |     |   |            |       | 176 | A                        | SIUE               | 72 69 |
|                           |   |          |           |     |   |            |       | 191 | H                        | Mercer             | 67 66 |
|                           |   |          |           |     |   |            |       | 199 | A                        | Alabama            | 64 62 |
|                           |   |          |           |     |   |            |       | 245 | A                        | Morehead St.       | 83 78 |
|                           |   |          |           |     |   |            |       | 245 | H                        | Morehead St.       | 72 64 |
|                           |   |          |           |     |   |            |       | 249 | A                        | Central Ark.       | 63 54 |
|                           |   |          |           |     |   |            |       | 260 | H                        | Austin Peay        | 54 57 |
|                           |   |          |           |     |   |            |       | 276 | H                        | Jackson St.        | 64 57 |
|                           |   |          |           |     |   |            |       | 284 | A                        | South Carolina St. | 52 55 |
|                           |   |          |           |     |   |            |       | 289 | A                        | Eastern Ky.        | 69 65 |
|                           |   |          |           |     |   |            |       | 289 | H                        | Eastern Ky.        | 73 53 |
|                           |   |          |           |     |   |            |       | 295 | H                        | Ga. Southern       | 78 52 |
|                           |   |          |           |     |   |            |       | 299 | A                        | Eastern Ill.       | 63 66 |
|                           |   |          |           |     |   |            |       | 302 | H                        | New Orleans        | 65 51 |
|                           |   |          |           |     |   |            |       | 314 | H                        | Wofford            | 70 55 |
|                           |   |          |           |     |   |            |       | 316 | H                        | Southeast Mo. St.  | 70 34 |
|                           |   |          |           |     |   |            |       | 331 | H                        | Murray St.         | 78 73 |
| LAST 12 Division I GAMES: |   |          |           |     |   |            |       |     |                          |                    |       |
|                           |   |          |           |     |   |            |       | 172 | N                        | Belmont            | 45 55 |
|                           |   |          |           |     |   |            |       | 245 | A                        | Morehead St.       | 83 78 |
|                           |   |          |           |     |   |            |       | 289 | A                        | Eastern Ky.        | 69 65 |
|                           |   |          |           |     |   |            |       | 157 | H                        | Tennessee St.      | 66 74 |
|                           |   |          |           |     |   |            |       | 335 | H                        | Tennessee Tech     | 67 58 |
|                           |   |          |           |     |   |            |       | 172 | H                        | Belmont            | 52 55 |
|                           |   |          |           |     |   |            |       | 335 | A                        | Tennessee Tech     | 67 58 |
|                           |   |          |           |     |   |            |       | 172 | A                        | Belmont            | 66 70 |
|                           |   |          |           |     |   |            |       | 131 | A                        | UT Martin          | 47 67 |
|                           |   |          |           |     |   |            |       | 505 | A                        | Tennessee Tech     | 70 54 |
|                           |   |          |           |     |   |            |       | 157 | A                        | Tennessee St.      | 63 50 |
|                           |   |          |           |     |   |            |       | 289 | H                        | Eastern Ky.        | 73 53 |
|                           |   |          |           |     |   |            |       | 245 | H                        | Morehead St.       | 72 64 |
|                           |   |          |           |     |   |            |       | 172 | A                        | Belmont            | 66 70 |
|                           |   |          |           |     |   |            |       | 131 | A                        | UT Martin          | 47 67 |

Non-Div I Games:

Jacksonville St.

■ Loss, 
 ■ Non-Conf, 
 ■ S Site, 
 ■ Home 
 ■ Away 
 N Neutral

J  
a  
c  
k  
s  
o  
n  
v  
i  
l  
l  
e  
s  
t  
.

RPI S Jacksonville St.  
Opponent Score

Through Games Of March 10, 2015

| RPI | S | Opponent       | Score |    |
|-----|---|----------------|-------|----|
| 335 | A | Tennessee Tech | 70    | 54 |
| 335 | H | Tennessee Tech | 67    | 58 |
| 348 | N | Charleston So. | 70    | 43 |

J  
a  
c  
k  
s  
o  
n  
v  
i  
l  
l  
e  
s  
t  
.

Jacksonville St.  
S  
t  
.

|                   |          |           |                |            |             |               |      |      |       |           |
|-------------------|----------|-----------|----------------|------------|-------------|---------------|------|------|-------|-----------|
| Average RPI Win:  | 171      | WON-LOST  | WINNING        | LAST 10    | STRENGTH OF | OPP. STRENGTH | TEAM | ADJ. | CONF. | ADJ CONF. |
| Average RPI Loss: | 57       | RECORD    | PCT. RANK      | GAMES      | SCHEDULE    | OF SCHEDULE   | RPI  | RPI  | RPI   | RPI       |
| DIV. I ONLY       | 26- 3    | 11        | 9- 1           | 141        | 85          | 28            | 28   | 13   | 13    |           |
| DIV. I NON-CONF.  | 9- 2     | 35        | 0- 0           | 67         | 16          | 19            | 19   | 11   | 11    |           |
| TOTALS            | RPI 1-25 | RPI 26-50 | W-L RECORDS    | RPI 51-100 | RPI 101-150 | RPI 150+      |      |      |       |           |
| 26- 3             | 0- 1     | 1- 0      | OVERALL        | 6- 1       | 4- 1        | 15- 0         |      |      |       |           |
| 13- 1             | 0- 0     | 1- 0      | HOME           | 3- 0       | 2- 1        | 7- 0          |      |      |       |           |
| 12- 1             | 0- 0     | 0- 0      | AWAY           | 3- 0       | 2- 0        | 7- 0          |      |      |       |           |
| 1- 1              | 0- 1     | 0- 0      | NEUTRAL        | 0- 0       | 0- 0        | 1- 0          |      |      |       |           |
| 9- 2              | 0- 1     | 1- 0      | NON-CONFERENCE | 4- 1       | 1- 0        | 3- 0          |      |      |       |           |
| 5- 0              | 0- 0     | 1- 0      | HOME           | 2- 0       | 1- 0        | 1- 0          |      |      |       |           |
| 3- 1              | 0- 0     | 0- 0      | AWAY           | 2- 1       | 0- 0        | 1- 0          |      |      |       |           |
| 1- 1              | 0- 1     | 0- 0      | NEUTRAL        | 0- 0       | 0- 0        | 1- 0          |      |      |       |           |
| 17- 1             | 0- 0     | 0- 0      | CONFERENCE     | 2- 0       | 3- 1        | 12- 0         |      |      |       |           |
| 8- 1              | 0- 0     | 0- 0      | HOME           | 1- 0       | 1- 1        | 6- 0          |      |      |       |           |
| 9- 0              | 0- 0     | 0- 0      | AWAY           | 1- 0       | 2- 0        | 6- 0          |      |      |       |           |
| 0- 0              | 0- 0     | 0- 0      | NEUTRAL        | 0- 0       | 0- 0        | 0- 0          |      |      |       |           |

| RPI 1-25                  |   |          |       | RPI 26-50 |   |                    |        | Team's RPI: 28 |     | RPI 51-100 |                    |       |     | RPI 101+ |                    |        |  |
|---------------------------|---|----------|-------|-----------|---|--------------------|--------|----------------|-----|------------|--------------------|-------|-----|----------|--------------------|--------|--|
| RPI                       | S | Opponent | Score | RPI       | S | Opponent           | Score  |                | RPI | S          | Opponent           | Score | RPI | S        | Opponent           | Score  |  |
| 6                         | N | Maryland | 64 80 | 41        | H | Pittsburgh         | 80 64  |                | 54  | A          | American           | 69 65 | 103 | A        | Hofstra            | 77 68  |  |
|                           |   |          |       |           |   |                    |        |                | 57  | A          | Ohio               | 69 62 | 103 | H        | Hofstra            | 62 63  |  |
|                           |   |          |       |           |   |                    |        |                | 63  | A          | Vanderbilt         | 62 66 | 104 | A        | Elon               | 68 51  |  |
|                           |   |          |       |           |   |                    |        |                | 65  | A          | Drexel             | 73 54 | 104 | H        | Elon               | 89 60  |  |
|                           |   |          |       |           |   |                    |        |                | 65  | H          | Drexel             | 66 51 | 105 | H        | Hampton            | 85 53  |  |
|                           |   |          |       |           |   |                    |        |                | 90  | H          | Richmond           | 79 68 | 165 | H        | St. Bonaventure    | 76 43  |  |
|                           |   |          |       |           |   |                    |        |                | 92  | H          | UCLA               | 91 87 | 178 | A        | William & Mary     | 65 43  |  |
|                           |   |          |       |           |   |                    |        |                |     |            |                    |       | 178 | H        | William & Mary     | 92 50  |  |
|                           |   |          |       |           |   |                    |        |                |     |            |                    |       | 197 | A        | Delaware           | 74 71  |  |
|                           |   |          |       |           |   |                    |        |                |     |            |                    |       | 197 | H        | Delaware           | 94 64  |  |
|                           |   |          |       |           |   |                    |        |                |     |            |                    |       | 222 | A        | UNCW               | 85 49  |  |
|                           |   |          |       |           |   |                    |        |                |     |            |                    |       | 222 | H        | UNCW               | 74 57  |  |
|                           |   |          |       |           |   |                    |        |                |     |            |                    |       | 243 | A        | Towson             | 79 64  |  |
|                           |   |          |       |           |   |                    |        |                |     |            |                    |       | 243 | H        | Towson             | 67 66  |  |
|                           |   |          |       |           |   |                    |        |                |     |            |                    |       | 264 | A        | Davidson           | 73 57  |  |
|                           |   |          |       |           |   |                    |        |                |     |            |                    |       | 281 | A        | Col. of Charleston | 73 53  |  |
|                           |   |          |       |           |   |                    |        |                |     |            |                    |       | 281 | H        | Col. of Charleston | 107 58 |  |
|                           |   |          |       |           |   |                    |        |                |     |            |                    |       | 288 | N        | Houston            | 84 60  |  |
|                           |   |          |       |           |   |                    |        |                |     |            |                    |       | 304 | A        | Northeastern       | 77 55  |  |
|                           |   |          |       |           |   |                    |        |                |     |            |                    |       | 304 | H        | Northeastern       | 82 47  |  |
| LAST 12 Division I GAMES: |   |          |       |           |   |                    |        |                |     |            |                    |       |     |          |                    |        |  |
|                           |   |          |       | 281       | H | Col. of Charleston | 107 58 |                | 243 | A          | Towson             | 79 64 |     |          |                    |        |  |
|                           |   |          |       | 197       | A | Delaware           | 74 71  |                | 65  | A          | Drexel             | 73 54 |     |          |                    |        |  |
|                           |   |          |       | 304       | H | Northeastern       | 82 47  |                | 103 | A          | Hofstra            | 77 68 |     |          |                    |        |  |
|                           |   |          |       | 103       | H | Hofstra            | 62 63  |                | 104 | H          | Elon               | 89 60 |     |          |                    |        |  |
|                           |   |          |       | 222       | A | UNCW               | 85 49  |                | 281 | A          | Col. of Charleston | 73 53 |     |          |                    |        |  |
|                           |   |          |       | 197       | H | Delaware           | 94 64  |                | 178 | H          | William & Mary     | 92 50 |     |          |                    |        |  |

Non-Div I Games:

James Madison

■ Loss, 
■ Non-Conf, 
■ S Site, 
■ H Home 
■ A Away 
N Neutral

Kansas

Through Games Of March 10, 2015

| Average RPI Win:  | 133      | WON-LOST  | WINNING        | LAST 10    | STRENGTH OF | OPP. STRENGTH | TEAM | ADJ. | CONF. | ADJ CONF. |
|-------------------|----------|-----------|----------------|------------|-------------|---------------|------|------|-------|-----------|
| Average RPI Loss: | 58       | RECORD    | PCT. RANK      | GAMES      | SCHEDULE    | OF SCHEDULE   | RPI  | RPI  | RPI   | RPI       |
| DIV. I ONLY       | 15- 17   | 193       | 3- 7           | 31         | 13          | 107           | 107  | 1    | 1     |           |
| DIV. I NON-CONF.  | 9- 4     | 84        | 0- 0           | 116        | 66          | 92            | 92   | 1    | 1     |           |
| TOTALS            | RPI 1-25 | RPI 26-50 | W-L RECORDS    | RPI 51-100 | RPI 101-150 | RPI 150+      |      |      |       |           |
| 15- 17            | 2- 6     | 1- 2      | OVERALL        | 4- 7       | 3- 1        | 5- 1          |      |      |       |           |
| 12- 7             | 1- 3     | 1- 1      | HOME           | 3- 2       | 2- 0        | 5- 1          |      |      |       |           |
| 3- 8              | 1- 2     | 0- 1      | AWAY           | 1- 4       | 1- 1        | 0- 0          |      |      |       |           |
| 0- 2              | 0- 1     | 0- 0      | NEUTRAL        | 0- 1       | 0- 0        | 0- 0          |      |      |       |           |
| 9- 4              | 1- 1     | 1- 0      | NON-CONFERENCE | 1- 1       | 1- 1        | 5- 1          |      |      |       |           |
| 9- 1              | 1- 0     | 1- 0      | HOME           | 1- 0       | 1- 0        | 5- 1          |      |      |       |           |
| 0- 2              | 0- 0     | 0- 0      | AWAY           | 0- 1       | 0- 1        | 0- 0          |      |      |       |           |
| 0- 1              | 0- 1     | 0- 0      | NEUTRAL        | 0- 0       | 0- 0        | 0- 0          |      |      |       |           |
| 6- 13             | 1- 5     | 0- 2      | CONFERENCE     | 3- 6       | 2- 0        | 0- 0          |      |      |       |           |
| 3- 6              | 0- 3     | 0- 1      | HOME           | 2- 2       | 1- 0        | 0- 0          |      |      |       |           |
| 3- 6              | 1- 2     | 0- 1      | AWAY           | 1- 3       | 1- 0        | 0- 0          |      |      |       |           |
| 0- 1              | 0- 0     | 0- 0      | NEUTRAL        | 0- 1       | 0- 0        | 0- 0          |      |      |       |           |

| RPI S                     | Opponent       | Score | RPI S | Opponent        | Score | RPI S | Opponent        | Score | RPI S | Opponent         | Score | Team's RPI: 107 |
|---------------------------|----------------|-------|-------|-----------------|-------|-------|-----------------|-------|-------|------------------|-------|-----------------|
| 1                         | N Notre Dame   | 47 89 | 46    | A Oklahoma St.  | 76 80 | 56    | A Iowa St.      | 61 56 | 130   | A Purdue         | 48 61 |                 |
| 4                         | A Baylor       | 58 66 | 46    | H Oklahoma St.  | 57 65 | 56    | H Iowa St.      | 68 64 | 137   | A Texas Tech     | 68 66 |                 |
| 4                         | H Baylor       | 63 71 | 49    | H Arkansas St.  | 62 48 | 62    | A Kansas St.    | 52 58 | 137   | H Texas Tech     | 71 67 |                 |
| 21                        | A Texas        | 46 60 |       |                 |       | 62    | H Kansas St.    | 48 55 | 140   | H Temple         | 76 56 |                 |
| 21                        | H Texas        | 63 74 |       |                 |       | 62    | N Kansas St.    | 49 57 | 190   | H Texas Southern | 69 44 |                 |
| 22                        | A Oklahoma     | 65 58 |       |                 |       | 72    | H South Dakota  | 68 60 | 194   | H Iona           | 90 49 |                 |
| 22                        | H Oklahoma     | 57 69 |       |                 |       | 74    | A TCU           | 67 73 | 199   | H Alabama        | 80 85 |                 |
| 23                        | H California   | 62 39 |       |                 |       | 74    | H TCU           | 63 80 | 202   | H Samford        | 66 44 |                 |
|                           |                |       |       |                 |       | 75    | A West Virginia | 56 59 | 300   | H Georgetown     | 55 42 |                 |
|                           |                |       |       |                 |       | 75    | H West Virginia | 65 59 | 341   | H Incarnate Word | 68 46 |                 |
|                           |                |       |       |                 |       | 88    | A Creighton     | 81 84 |       |                  |       |                 |
| LAST 12 Division I GAMES: |                |       |       |                 |       |       |                 |       |       |                  |       |                 |
| 62                        | N Kansas St.   | 49 57 | 21    | H Texas         | 63 74 |       |                 |       |       |                  |       |                 |
| 56                        | H Iowa St.     | 68 64 | 75    | A West Virginia | 56 59 |       |                 |       |       |                  |       |                 |
| 22                        | A Oklahoma     | 65 58 | 46    | H Oklahoma St.  | 57 65 |       |                 |       |       |                  |       |                 |
| 62                        | H Kansas St.   | 48 55 | 137   | H Texas Tech    | 71 67 |       |                 |       |       |                  |       |                 |
| 46                        | A Oklahoma St. | 76 80 | 4     | A Baylor        | 58 66 |       |                 |       |       |                  |       |                 |
| 74                        | A TCU          | 67 73 | 56    | A Iowa St.      | 61 56 |       |                 |       |       |                  |       |                 |

Non-Div I Games:

Kansas

Loss, Non-Conf, S Site, H Home A Away N Neutral

|                   |          |           |                |            |             |               |      |      |       |           |
|-------------------|----------|-----------|----------------|------------|-------------|---------------|------|------|-------|-----------|
| Average RPI Win:  | 154      | WON-LOST  | WINNING        | LAST 10    | STRENGTH OF | OPP. STRENGTH | TEAM | ADJ. | CONF. | ADJ CONF. |
| Average RPI Loss: | 43       | RECORD    | PCT. RANK      | GAMES      | SCHEDULE    | OF SCHEDULE   | RPI  | RPI  | RPI   | RPI       |
| DIV. I ONLY       | 17- 13   | 126       | 4- 6           | 23         | 53          | 62            | 62   | 1    | 1     |           |
| DIV. I NON-CONF.  | 9- 1     | 21        | 0- 0           | 135        | 340         | 37            | 37   | 1    | 1     |           |
| <hr/>             |          |           |                |            |             |               |      |      |       |           |
| TOTALS            | RPI 1-25 | RPI 26-50 | W-L RECORDS    | RPI 51-100 | RPI 101-150 | RPI 150+      |      |      |       |           |
| 17- 13            | 1- 6     | 1- 2      | OVERALL        | 2- 4       | 6- 1        | 7- 0          |      |      |       |           |
| 13- 4             | 1- 2     | 1- 0      | HOME           | 2- 1       | 3- 1        | 6- 0          |      |      |       |           |
| 2- 8              | 0- 3     | 0- 2      | AWAY           | 0- 3       | 2- 0        | 0- 0          |      |      |       |           |
| 2- 1              | 0- 1     | 0- 0      | NEUTRAL        | 0- 0       | 1- 0        | 1- 0          |      |      |       |           |
| 9- 1              | 0- 0     | 0- 1      | NON-CONFERENCE | 0- 0       | 2- 0        | 7- 0          |      |      |       |           |
| 8- 0              | 0- 0     | 0- 0      | HOME           | 0- 0       | 2- 0        | 6- 0          |      |      |       |           |
| 0- 1              | 0- 0     | 0- 1      | AWAY           | 0- 0       | 0- 0        | 0- 0          |      |      |       |           |
| 1- 0              | 0- 0     | 0- 0      | NEUTRAL        | 0- 0       | 0- 0        | 1- 0          |      |      |       |           |
| 8- 12             | 1- 6     | 1- 1      | CONFERENCE     | 2- 4       | 4- 1        | 0- 0          |      |      |       |           |
| 5- 4              | 1- 2     | 1- 0      | HOME           | 2- 1       | 1- 1        | 0- 0          |      |      |       |           |
| 2- 7              | 0- 3     | 0- 1      | AWAY           | 0- 3       | 2- 0        | 0- 0          |      |      |       |           |
| 1- 1              | 0- 1     | 0- 0      | NEUTRAL        | 0- 0       | 1- 0        | 0- 0          |      |      |       |           |

| RPI 1-25                  |   |                    |       | RPI 26-50 |   |                  |       | RPI 51-100 |   |               |       | RPI 101+ |   |                   |       |
|---------------------------|---|--------------------|-------|-----------|---|------------------|-------|------------|---|---------------|-------|----------|---|-------------------|-------|
| RPI                       | S | Opponent           | Score | RPI       | S | Opponent         | Score | RPI        | S | Opponent      | Score | RPI      | S | Opponent          | Score |
| 4                         | A | Baylor             | 46 68 | 38        | A | Wichita St.      | 48 51 | 56         | A | Iowa St.      | 55 60 | 105      | H | Hampton           | 66 46 |
| 4                         | H | Baylor             | 44 74 | 46        | A | Oklahoma St.     | 47 69 | 56         | H | Iowa St.      | 59 79 | 107      | A | Kansas            | 55 48 |
| 4                         | N | Baylor             | 70 82 | 46        | H | Oklahoma St.     | 52 51 | 74         | A | TCU           | 47 67 | 107      | H | Kansas            | 58 52 |
| 21                        | A | Texas              | 58 76 |           |   |                  |       | 74         | H | TCU           | 93 79 | 107      | N | Kansas            | 57 49 |
| 21                        | H | Texas              | 66 57 |           |   |                  |       | 75         | A | West Virginia | 51 63 | 137      | A | Texas Tech        | 41 38 |
| 22                        | A | Oklahoma           | 58 66 |           |   |                  |       | 75         | H | West Virginia | 59 55 | 137      | H | Texas Tech        | 68 74 |
| 22                        | H | Oklahoma           | 64 73 |           |   |                  |       |            |   |               |       | 149      | H | Texas-Arlington   | 45 41 |
|                           |   |                    |       |           |   |                  |       |            |   |               |       | 158      | H | Oral Roberts      | 53 47 |
|                           |   |                    |       |           |   |                  |       |            |   |               |       | 176      | H | SIUE              | 81 55 |
|                           |   |                    |       |           |   |                  |       |            |   |               |       | 202      | H | Samford           | 60 41 |
|                           |   |                    |       |           |   |                  |       |            |   |               |       | 244      | N | UTEP              | 72 43 |
|                           |   |                    |       |           |   |                  |       |            |   |               |       | 256      | H | Abilene Christian | 68 53 |
|                           |   |                    |       |           |   |                  |       |            |   |               |       | 312      | H | Grambling         | 61 38 |
|                           |   |                    |       |           |   |                  |       |            |   |               |       | 342      | H | UMKC              | 65 36 |
| <hr/>                     |   |                    |       |           |   |                  |       |            |   |               |       |          |   |                   |       |
| LAST 12 Division I GAMES: |   |                    |       |           |   |                  |       |            |   |               |       |          |   |                   |       |
|                           |   | 4 N Baylor         | 70 82 |           |   | 21 A Texas       | 58 76 |            |   |               |       |          |   |                   |       |
|                           |   | 107 N Kansas       | 57 49 |           |   | 137 H Texas Tech | 68 74 |            |   |               |       |          |   |                   |       |
|                           |   | 75 H West Virginia | 59 55 |           |   | 74 H TCU         | 93 79 |            |   |               |       |          |   |                   |       |
|                           |   | 74 A TCU           | 47 67 |           |   | 22 A Oklahoma    | 58 66 |            |   |               |       |          |   |                   |       |
|                           |   | 107 A Kansas       | 55 48 |           |   | 21 H Texas       | 66 57 |            |   |               |       |          |   |                   |       |
|                           |   | 22 H Oklahoma      | 64 73 |           |   | 137 A Texas Tech | 41 38 |            |   |               |       |          |   |                   |       |

Non-Div I Games: William Jewell 66 53

Kansas St.

■ Loss, 
 ■ Non-Conf, 
 ■ S Site, 
 ■ H Home 
 ■ A Away 
 N Neutral

| Average RPI Win:  | 242      | WON-LOST  | WINNING        | LAST 10    | STRENGTH OF | OPP. STRENGTH | TEAM | ADJ. | CONF. | ADJ CONF. |
|-------------------|----------|-----------|----------------|------------|-------------|---------------|------|------|-------|-----------|
| Average RPI Loss: | 140      | RECORD    | PCT. RANK      | GAMES      | SCHEDULE    | OF SCHEDULE   | RPI  | RPI  | RPI   | RPI       |
| DIV. I ONLY       | 17- 13   | 126       | 4- 6           | 234        | 235         | 159           | 159  | 11   | 11    |           |
| DIV. I NON-CONF.  | 11- 4    | 69        | 0- 0           | 285        | 331         | 122           | 122  | 12   | 12    |           |
| TOTALS            | RPI 1-25 | RPI 26-50 | W-L RECORDS    | RPI 51-100 | RPI 101-150 | RPI 150+      |      |      |       |           |
| 17- 13            | 0- 2     | 0- 3      | OVERALL        | 0- 1       | 0- 0        | 17- 7         |      |      |       |           |
| 10- 4             | 0- 1     | 0- 1      | HOME           | 0- 0       | 0- 0        | 10- 2         |      |      |       |           |
| 7- 9              | 0- 1     | 0- 2      | AWAY           | 0- 1       | 0- 0        | 7- 5          |      |      |       |           |
| 0- 0              | 0- 0     | 0- 0      | NEUTRAL        | 0- 0       | 0- 0        | 0- 0          |      |      |       |           |
| 11- 4             | 0- 0     | 0- 1      | NON-CONFERENCE | 0- 1       | 0- 0        | 11- 2         |      |      |       |           |
| 6- 1              | 0- 0     | 0- 0      | HOME           | 0- 0       | 0- 0        | 6- 1          |      |      |       |           |
| 5- 3              | 0- 0     | 0- 1      | AWAY           | 0- 1       | 0- 0        | 5- 1          |      |      |       |           |
| 0- 0              | 0- 0     | 0- 0      | NEUTRAL        | 0- 0       | 0- 0        | 0- 0          |      |      |       |           |
| 6- 9              | 0- 2     | 0- 2      | CONFERENCE     | 0- 0       | 0- 0        | 6- 5          |      |      |       |           |
| 4- 3              | 0- 1     | 0- 1      | HOME           | 0- 0       | 0- 0        | 4- 1          |      |      |       |           |
| 2- 6              | 0- 1     | 0- 1      | AWAY           | 0- 0       | 0- 0        | 2- 4          |      |      |       |           |
| 0- 0              | 0- 0     | 0- 0      | NEUTRAL        | 0- 0       | 0- 0        | 0- 0          |      |      |       |           |

| RPI S                     | Opponent        | Score | RPI S | Opponent        | Score | RPI S | Opponent       | Score | RPI S | Opponent             | Score | Team's RPI: 159 |
|---------------------------|-----------------|-------|-------|-----------------|-------|-------|----------------|-------|-------|----------------------|-------|-----------------|
| 14                        | A FGCU          | 47 61 | 40    | A Seton Hall    | 74 77 | 87    | A Georgia Tech | 48 77 | 156   | A Northern Ky.       | 61 68 |                 |
| 14                        | H FGCU          | 60 71 | 45    | A Stetson       | 64 75 |       |                |       | 156   | H Northern Ky.       | 66 58 |                 |
|                           |                 |       | 45    | H Stetson       | 58 70 |       |                |       | 157   | A Tennessee St.      | 65 56 |                 |
|                           |                 |       |       |                 |       |       |                |       | 189   | H Xavier             | 61 60 |                 |
|                           |                 |       |       |                 |       |       |                |       | 191   | A Mercer             | 76 56 |                 |
|                           |                 |       |       |                 |       |       |                |       | 191   | H Mercer             | 44 54 |                 |
|                           |                 |       |       |                 |       |       |                |       | 206   | H Jacksonville St.   | 67 65 |                 |
|                           |                 |       |       |                 |       |       |                |       | 209   | A Jacksonville       | 70 73 |                 |
|                           |                 |       |       |                 |       |       |                |       | 209   | A Jacksonville       | 54 55 |                 |
|                           |                 |       |       |                 |       |       |                |       | 209   | H Jacksonville       | 64 78 |                 |
|                           |                 |       |       |                 |       |       |                |       | 221   | A USC Upstate        | 72 63 |                 |
|                           |                 |       |       |                 |       |       |                |       | 221   | H USC Upstate        | 67 55 |                 |
|                           |                 |       |       |                 |       |       |                |       | 234   | A Georgia St.        | 73 64 |                 |
|                           |                 |       |       |                 |       |       |                |       | 237   | A North Florida      | 64 52 |                 |
|                           |                 |       |       |                 |       |       |                |       | 237   | H North Florida      | 46 40 |                 |
|                           |                 |       |       |                 |       |       |                |       | 252   | A Lipscomb           | 61 79 |                 |
|                           |                 |       |       |                 |       |       |                |       | 252   | H Lipscomb           | 75 57 |                 |
|                           |                 |       |       |                 |       |       |                |       | 279   | H Gardner-Webb       | 50 47 |                 |
|                           |                 |       |       |                 |       |       |                |       | 281   | H Col. of Charleston | 68 61 |                 |
|                           |                 |       |       |                 |       |       |                |       | 290   | A Columbia           | 66 62 |                 |
|                           |                 |       |       |                 |       |       |                |       | 295   | A Ga. Southern       | 72 51 |                 |
|                           |                 |       |       |                 |       |       |                |       | 331   | H Murray St.         | 65 60 |                 |
|                           |                 |       |       |                 |       |       |                |       | 336   | H Florida A&M        | 79 58 |                 |
|                           |                 |       |       |                 |       |       |                |       | 346   | A Alabama A&M        | 66 73 |                 |
| LAST 12 Division I GAMES: |                 |       |       |                 |       |       |                |       |       |                      |       |                 |
| 209                       | A Jacksonville  | 54 55 | 209   | A Jacksonville  | 70 73 |       |                |       |       |                      |       |                 |
| 252                       | H Lipscomb      | 75 57 | 221   | H USC Upstate   | 67 55 |       |                |       |       |                      |       |                 |
| 156                       | A Northern Ky.  | 61 68 | 209   | H Jacksonville  | 64 78 |       |                |       |       |                      |       |                 |
| 45                        | H Stetson       | 58 70 | 237   | H North Florida | 46 40 |       |                |       |       |                      |       |                 |
| 14                        | H FGCU          | 60 71 | 14    | A FGCU          | 47 61 |       |                |       |       |                      |       |                 |
| 237                       | A North Florida | 64 52 | 45    | A Stetson       | 64 75 |       |                |       |       |                      |       |                 |

Non-Div I Games:

Kennesaw St.



|                   |          |           |                |            |             |               |      |      |       |           |
|-------------------|----------|-----------|----------------|------------|-------------|---------------|------|------|-------|-----------|
| Average RPI Win:  | 253      | WON-LOST  | WINNING        | LAST 10    | STRENGTH OF | OPP. STRENGTH | TEAM | ADJ. | CONF. | ADJ CONF. |
| Average RPI Loss: | 141      | RECORD    | PCT. RANK      | GAMES      | SCHEDULE    | OF SCHEDULE   | RPI  | RPI  | RPI   | RPI       |
| DIV. I ONLY       | 5- 25    | 327       | 2- 8           | 123        | 207         | 287           | 287  | 15   | 15    |           |
| DIV. I NON-CONF.  | 2- 9     | 297       | 0- 0           | 146        | 185         | 274           | 274  | 17   | 17    |           |
| TOTALS            | RPI 1-25 | RPI 26-50 | W-L RECORDS    | RPI 51-100 | RPI 101-150 | RPI 150+      |      |      |       |           |
| 5- 25             | 0- 0     | 0- 3      | OVERALL        | 0- 6       | 0- 7        | 5- 9          |      |      |       |           |
| 3- 9              | 0- 0     | 0- 1      | HOME           | 0- 4       | 0- 2        | 3- 2          |      |      |       |           |
| 2- 14             | 0- 0     | 0- 2      | AWAY           | 0- 2       | 0- 5        | 2- 5          |      |      |       |           |
| 0- 2              | 0- 0     | 0- 0      | NEUTRAL        | 0- 0       | 0- 0        | 0- 2          |      |      |       |           |
| 2- 9              | 0- 0     | 0- 3      | NON-CONFERENCE | 0- 1       | 0- 1        | 2- 4          |      |      |       |           |
| 1- 2              | 0- 0     | 0- 1      | HOME           | 0- 1       | 0- 0        | 1- 0          |      |      |       |           |
| 1- 5              | 0- 0     | 0- 2      | AWAY           | 0- 0       | 0- 1        | 1- 2          |      |      |       |           |
| 0- 2              | 0- 0     | 0- 0      | NEUTRAL        | 0- 0       | 0- 0        | 0- 2          |      |      |       |           |
| 3- 16             | 0- 0     | 0- 0      | CONFERENCE     | 0- 5       | 0- 6        | 3- 5          |      |      |       |           |
| 2- 7              | 0- 0     | 0- 0      | HOME           | 0- 3       | 0- 2        | 2- 2          |      |      |       |           |
| 1- 9              | 0- 0     | 0- 0      | AWAY           | 0- 2       | 0- 4        | 1- 3          |      |      |       |           |
| 0- 0              | 0- 0     | 0- 0      | NEUTRAL        | 0- 0       | 0- 0        | 0- 0          |      |      |       |           |

| RPI S                     | Opponent        | Score | RPI S | Opponent         | Score | RPI S | Opponent             | Score | RPI S | Opponent | Score | Team's RPI: 287 |
|---------------------------|-----------------|-------|-------|------------------|-------|-------|----------------------|-------|-------|----------|-------|-----------------|
| 33                        | A Northwestern  | 54 72 | 57    | A Ohio           | 44 58 | 111   | A Cleveland St.      | 67 69 |       |          |       |                 |
| 48                        | A Duquesne      | 60 86 | 57    | H Ohio           | 56 69 | 113   | A Toledo             | 49 67 |       |          |       |                 |
| 49                        | H Arkansas St.  | 44 59 | 77    | H Youngstown St. | 49 68 | 119   | A Eastern Mich.      | 52 70 |       |          |       |                 |
|                           |                 |       | 81    | A Akron          | 67 74 | 119   | H Eastern Mich.      | 53 70 |       |          |       |                 |
|                           |                 |       | 81    | H Akron          | 53 54 | 120   | A Ball St.           | 47 85 |       |          |       |                 |
|                           |                 |       | 94    | H Western Mich.  | 55 78 | 136   | A Buffalo            | 57 59 |       |          |       |                 |
|                           |                 |       |       |                  |       | 136   | H Buffalo            | 58 68 |       |          |       |                 |
|                           |                 |       |       |                  |       | 154   | N Dartmouth          | 49 60 |       |          |       |                 |
|                           |                 |       |       |                  |       | 168   | A Central Mich.      | 63 65 |       |          |       |                 |
|                           |                 |       |       |                  |       | 168   | H Central Mich.      | 62 83 |       |          |       |                 |
|                           |                 |       |       |                  |       | 172   | H Belmont            | 58 55 |       |          |       |                 |
|                           |                 |       |       |                  |       | 246   | N A&M-Corpus Christi | 47 57 |       |          |       |                 |
|                           |                 |       |       |                  |       | 250   | A Northern Ill.      | 49 66 |       |          |       |                 |
|                           |                 |       |       |                  |       | 250   | H Northern Ill.      | 54 52 |       |          |       |                 |
|                           |                 |       |       |                  |       | 263   | A Colgate            | 62 61 |       |          |       |                 |
|                           |                 |       |       |                  |       | 267   | A North Dakota St.   | 68 74 |       |          |       |                 |
|                           |                 |       |       |                  |       | 274   | A Miami (OH)         | 59 66 |       |          |       |                 |
|                           |                 |       |       |                  |       | 274   | H Miami (OH)         | 53 69 |       |          |       |                 |
|                           |                 |       |       |                  |       | 291   | A Bowling Green      | 62 58 |       |          |       |                 |
|                           |                 |       |       |                  |       | 291   | H Bowling Green      | 55 48 |       |          |       |                 |
|                           |                 |       |       |                  |       | 302   | A New Orleans        | 55 58 |       |          |       |                 |
| LAST 12 Division I GAMES: |                 |       |       |                  |       |       |                      |       |       |          |       |                 |
| 119                       | A Eastern Mich. | 52 70 | 136   | A Buffalo        | 57 59 |       |                      |       |       |          |       |                 |
| 136                       | H Buffalo       | 58 68 | 250   | H Northern Ill.  | 54 52 |       |                      |       |       |          |       |                 |
| 57                        | H Ohio          | 56 69 | 274   | H Miami (OH)     | 53 69 |       |                      |       |       |          |       |                 |
| 274                       | A Miami (OH)    | 59 66 | 57    | A Ohio           | 44 58 |       |                      |       |       |          |       |                 |
| 81                        | H Akron         | 53 54 | 119   | H Eastern Mich.  | 53 70 |       |                      |       |       |          |       |                 |
| 291                       | A Bowling Green | 62 58 | 81    | A Akron          | 67 74 |       |                      |       |       |          |       |                 |

Non-Div I Games:

Kent St.

■ Loss, 
 ■ Non-Conf, 
 ■ S Site, 
 ■ Home 
 ■ A Away 
 N Neutral

## Kentucky

Through Games Of March 10, 2015

|                      |      |          |           |                |             |      |               |             |      |          |           |
|----------------------|------|----------|-----------|----------------|-------------|------|---------------|-------------|------|----------|-----------|
| Average RPI Win: 96  |      | WON-LOST | WINNING   | LAST 10        | STRENGTH OF |      | OPP. STRENGTH | TEAM        | ADJ. | CONF.    | ADJ CONF. |
| Average RPI Loss: 36 |      | RECORD   | PCT. RANK | GAMES          | SCHEDULE    |      | OF SCHEDULE   | RPI         | RPI  | RPI      | RPI       |
| DIV. I ONLY          |      | 23- 9    | 50        | 6- 4           | 2           |      | 3             | 8           | 8    | 2        | 2         |
| DIV. I NON-CONF.     |      | 11- 2    | 29        | 0- 0           | 11          |      | 10            | 5           | 5    | 4        | 4         |
| TOTALS               |      | RPI 1-25 | RPI 26-50 |                | W-L RECORDS |      | RPI 51-100    | RPI 101-150 |      | RPI 150+ |           |
| 23- 9                | 4- 5 | 4- 1     |           | OVERALL        |             | 4- 1 | 3- 2          |             | 8- 0 |          |           |
| 13- 2                | 2- 1 | 1- 1     |           | HOME           |             | 2- 0 | 2- 0          |             | 6- 0 |          |           |
| 6- 5                 | 1- 3 | 1- 0     |           | AWAY           |             | 1- 1 | 1- 1          |             | 2- 0 |          |           |
| 4- 2                 | 1- 1 | 2- 0     |           | NEUTRAL        |             | 1- 0 | 0- 1          |             | 0- 0 |          |           |
| 11- 2                | 3- 1 | 1- 0     |           | NON-CONFERENCE |             | 1- 0 | 0- 1          |             | 6- 0 |          |           |
| 7- 0                 | 1- 0 | 0- 0     |           | HOME           |             | 1- 0 | 0- 0          |             | 5- 0 |          |           |
| 2- 1                 | 1- 1 | 0- 0     |           | AWAY           |             | 0- 0 | 0- 0          |             | 1- 0 |          |           |
| 2- 1                 | 1- 0 | 1- 0     |           | NEUTRAL        |             | 0- 0 | 0- 1          |             | 0- 0 |          |           |
| 12- 7                | 1- 4 | 3- 1     |           | CONFERENCE     |             | 3- 1 | 3- 1          |             | 2- 0 |          |           |
| 6- 2                 | 1- 1 | 1- 1     |           | HOME           |             | 1- 0 | 2- 0          |             | 1- 0 |          |           |
| 4- 4                 | 0- 2 | 1- 0     |           | AWAY           |             | 1- 1 | 1- 1          |             | 1- 0 |          |           |
| 2- 1                 | 0- 1 | 1- 0     |           | NEUTRAL        |             | 1- 0 | 0- 0          |             | 0- 0 |          |           |

| RPI                       | S | Opponent        | Score | RPI | S | Opponent        | Score | RPI | S | Opponent        | Score  | RPI | S | Opponent      | Score |
|---------------------------|---|-----------------|-------|-----|---|-----------------|-------|-----|---|-----------------|--------|-----|---|---------------|-------|
| 2                         | A | Tennessee       | 58 72 | 26  | N | South Fla.      | 61 57 | 58  | A | LSU             | 79 84  | 101 | A | Ole Miss      | 59 67 |
| 2                         | H | Tennessee       | 72 73 | 29  | H | Mississippi St. | 92 90 | 59  | H | Georgia         | 80 72  | 101 | H | Ole Miss      | 64 58 |
| 2                         | N | Tennessee       | 64 75 | 29  | N | Mississippi St. | 76 67 | 63  | A | Vanderbilt      | 82 68  | 102 | A | Missouri      | 83 69 |
| 3                         | A | South Carolina  | 60 68 | 34  | H | Texas A&M       | 69 81 | 63  | N | Vanderbilt      | 67 61  | 109 | N | Illinois      | 71 77 |
| 3                         | H | South Carolina  | 67 56 | 44  | A | Arkansas        | 56 51 | 66  | H | Middle Tenn.    | 78 62  | 150 | H | Auburn        | 78 57 |
| 4                         | H | Baylor          | 74 64 |     |   |                 |       |     |   |                 |        | 156 | H | Northern Ky.  | 82 64 |
| 7                         | A | Louisville      | 77 68 |     |   |                 |       |     |   |                 |        | 157 | H | Tennessee St. | 87 75 |
| 15                        | A | Duke            | 68 89 |     |   |                 |       |     |   |                 |        | 161 | H | Florida       | 62 56 |
| 22                        | N | Oklahoma        | 92 88 |     |   |                 |       |     |   |                 |        | 168 | A | Central Mich. | 71 68 |
| LAST 12 Division I GAMES: |   |                 |       |     |   |                 |       |     |   |                 |        |     |   |               |       |
| 2                         | N | Tennessee       | 64 75 | 34  | H | Texas A&M       | 69 81 | 171 | H | Appalachian St. | 111 74 | 172 | H | Belmont       | 71 55 |
| 29                        | N | Mississippi St. | 76 67 | 2   | A | Tennessee       | 58 72 | 199 | A | Alabama         | 78 66  | 245 | H | Morehead St.  | 91 62 |
| 63                        | N | Vanderbilt      | 67 61 | 29  | H | Mississippi St. | 92 90 |     |   |                 |        |     |   |               |       |
| 3                         | H | South Carolina  | 67 56 | 63  | A | Vanderbilt      | 82 68 |     |   |                 |        |     |   |               |       |
| 44                        | A | Arkansas        | 56 51 | 59  | H | Georgia         | 80 72 |     |   |                 |        |     |   |               |       |
| 101                       | A | Ole Miss        | 59 67 | 2   | H | Tennessee       | 72 73 |     |   |                 |        |     |   |               |       |

Non-Div I Games:

Kentucky

■ Loss, 
■ Non-Conf, 
■ S Site, 
■ H Home 
■ A Away 
N Neutral

|                   |          |           |                |            |             |               |      |      |       |           |
|-------------------|----------|-----------|----------------|------------|-------------|---------------|------|------|-------|-----------|
| Average RPI Win:  | 284      | WON-LOST  | WINNING        | LAST 10    | STRENGTH OF | OPP. STRENGTH | TEAM | ADJ. | CONF. | ADJ CONF. |
| Average RPI Loss: | 204      | RECORD    | PCT. RANK      | GAMES      | SCHEDULE    | OF SCHEDULE   | RPI  | RPI  | RPI   | RPI       |
| DIV. I ONLY       | 9- 21    | 278       | 3- 7           | 288        | 329         | 308           | 308  | 29   | 29    |           |
| DIV. I NON-CONF.  | 3- 8     | 263       | 0- 0           | 193        | 343         | 287           | 287  | 28   | 28    |           |
| TOTALS            | RPI 1-25 | RPI 26-50 | W-L RECORDS    | RPI 51-100 | RPI 101-150 | RPI 150+      |      |      |       |           |
| 9- 21             | 0- 0     | 0- 0      | OVERALL        | 0- 2       | 1- 7        | 8- 12         |      |      |       |           |
| 6- 9              | 0- 0     | 0- 0      | HOME           | 0- 0       | 1- 3        | 5- 6          |      |      |       |           |
| 3- 12             | 0- 0     | 0- 0      | AWAY           | 0- 2       | 0- 4        | 3- 6          |      |      |       |           |
| 0- 0              | 0- 0     | 0- 0      | NEUTRAL        | 0- 0       | 0- 0        | 0- 0          |      |      |       |           |
| 3- 8              | 0- 0     | 0- 0      | NON-CONFERENCE | 0- 2       | 1- 2        | 2- 4          |      |      |       |           |
| 2- 4              | 0- 0     | 0- 0      | HOME           | 0- 0       | 1- 1        | 1- 3          |      |      |       |           |
| 1- 4              | 0- 0     | 0- 0      | AWAY           | 0- 2       | 0- 1        | 1- 1          |      |      |       |           |
| 0- 0              | 0- 0     | 0- 0      | NEUTRAL        | 0- 0       | 0- 0        | 0- 0          |      |      |       |           |
| 6- 13             | 0- 0     | 0- 0      | CONFERENCE     | 0- 0       | 0- 5        | 6- 8          |      |      |       |           |
| 4- 5              | 0- 0     | 0- 0      | HOME           | 0- 0       | 0- 2        | 4- 3          |      |      |       |           |
| 2- 8              | 0- 0     | 0- 0      | AWAY           | 0- 0       | 0- 3        | 2- 5          |      |      |       |           |
| 0- 0              | 0- 0     | 0- 0      | NEUTRAL        | 0- 0       | 0- 0        | 0- 0          |      |      |       |           |

| RPI 1-25                  |   |                      |       | RPI 26-50 |     |          |                    | RPI 51-100 |    |                |       | RPI 101+             |     |          |                      | Team's RPI: 308 |                    |                     |    |    |
|---------------------------|---|----------------------|-------|-----------|-----|----------|--------------------|------------|----|----------------|-------|----------------------|-----|----------|----------------------|-----------------|--------------------|---------------------|----|----|
| RPI                       | S | Opponent             | Score | RPI       | S   | Opponent | Score              | RPI        | S  | Opponent       | Score | RPI                  | S   | Opponent | Score                |                 |                    |                     |    |    |
|                           |   |                      |       |           |     |          |                    | 91         | A  | Maine          | 59    | 65                   | 117 | A        | Bakersfield          | 53              | 84                 |                     |    |    |
|                           |   |                      |       |           |     |          |                    | 97         | A  | Long Beach St. | 63    | 71                   | 129 | H        | Rhode Island         | 49              | 66                 |                     |    |    |
|                           |   |                      |       |           |     |          |                    |            |    |                |       |                      | 136 | H        | Buffalo              | 79              | 73                 |                     |    |    |
|                           |   |                      |       |           |     |          |                    |            |    |                |       |                      | 143 | A        | Bryant               | 85              | 88                 |                     |    |    |
|                           |   |                      |       |           |     |          |                    |            |    |                |       |                      | 143 | H        | Bryant               | 66              | 79                 |                     |    |    |
|                           |   |                      |       |           |     |          |                    |            |    |                |       |                      | 146 | A        | Central Conn. St.    | 51              | 72                 |                     |    |    |
|                           |   |                      |       |           |     |          |                    |            |    |                |       |                      | 146 | A        | Central Conn. St.    | 70              | 75                 |                     |    |    |
|                           |   |                      |       |           |     |          |                    |            |    |                |       |                      | 146 | H        | Central Conn. St.    | 54              | 68                 |                     |    |    |
|                           |   |                      |       |           |     |          |                    |            |    |                |       |                      | 184 | H        | La Salle             | 66              | 71                 |                     |    |    |
|                           |   |                      |       |           |     |          |                    |            |    |                |       |                      | 203 | A        | Robert Morris        | 46              | 67                 |                     |    |    |
|                           |   |                      |       |           |     |          |                    |            |    |                |       |                      | 203 | H        | Robert Morris        | 58              | 77                 |                     |    |    |
|                           |   |                      |       |           |     |          |                    |            |    |                |       |                      | 219 | A        | Sacred Heart         | 71              | 78                 |                     |    |    |
|                           |   |                      |       |           |     |          |                    |            |    |                |       |                      | 219 | H        | Sacred Heart         | 77              | 74                 |                     |    |    |
|                           |   |                      |       |           |     |          |                    |            |    |                |       |                      | 241 | H        | Monmouth             | 57              | 78                 |                     |    |    |
|                           |   |                      |       |           |     |          |                    |            |    |                |       |                      | 268 | A        | St. Francis Brooklyn | 53              | 62                 |                     |    |    |
|                           |   |                      |       |           |     |          |                    |            |    |                |       |                      | 268 | H        | St. Francis Brooklyn | 49              | 73                 |                     |    |    |
|                           |   |                      |       |           |     |          |                    |            |    |                |       |                      | 278 | H        | Rider                | 56              | 59                 |                     |    |    |
|                           |   |                      |       |           |     |          |                    |            |    |                |       |                      | 290 | A        | Columbia             | 45              | 54                 |                     |    |    |
|                           |   |                      |       |           |     |          |                    |            |    |                |       |                      | 298 | A        | NJIT                 | 57              | 48                 |                     |    |    |
| LAST 12 Division I GAMES: |   |                      |       |           |     |          |                    |            |    |                |       |                      |     |          |                      | 301             | A                  | Fairleigh Dickinson | 79 | 75 |
|                           |   |                      |       |           |     |          |                    |            |    |                |       |                      | 301 | H        | Fairleigh Dickinson  | 81              | 71                 |                     |    |    |
| 146                       | A | Central Conn. St.    | 51    | 72        | 319 | A        | Saint Francis (PA) | 75         | 87 | 319            | A     | Saint Francis (PA)   | 75  | 87       | 319                  | A               | Saint Francis (PA) | 75                  | 87 |    |
| 268                       | H | St. Francis Brooklyn | 49    | 73        | 203 | H        | Robert Morris      | 58         | 77 | 319            | H     | Saint Francis (PA)   | 84  | 79       | 320                  | A               | Mt. St. Mary's     | 48                  | 45 |    |
| 219                       | A | Sacred Heart         | 71    | 78        | 319 | H        | Saint Francis (PA) | 84         | 79 | 320            | A     | Mt. St. Mary's       | 69  | 76       | 320                  | H               | Mt. St. Mary's     | 69                  | 76 |    |
| 320                       | A | Mt. St. Mary's       | 48    | 45        | 146 | H        | Central Conn. St.  | 54         | 68 | 268            | A     | St. Francis Brooklyn | 53  | 62       | 325                  | A               | Wagner             | 69                  | 72 |    |
| 325                       | H | Wagner               | 75    | 47        | 203 | A        | Robert Morris      | 46         | 67 | 143            | A     | Bryant               | 85  | 88       |                      |                 |                    |                     |    |    |

Non-Div I Games:

LIU Brooklyn

■ Loss, 
 ■ Non-Conf, 
 ■ S Site, 
 ■ H Home 
 ■ A Away 
 N Neutral

| RPI | S | Opponent | Score |
|-----|---|----------|-------|
| 325 | H | Wagner   | 75 47 |
| 340 | H | Howard   | 83 74 |

L  
I  
U  
B  
r  
o  
o  
k  
l  
y  
n

L  
I  
U  
B  
r  
o  
o  
k  
l  
y  
n

LIU Brooklyn

|                   |          |           |                |            |             |               |      |      |       |           |
|-------------------|----------|-----------|----------------|------------|-------------|---------------|------|------|-------|-----------|
| Average RPI Win:  | 153      | WON-LOST  | WINNING        | LAST 10    | STRENGTH OF | OPP. STRENGTH | TEAM | ADJ. | CONF. | ADJ CONF. |
| Average RPI Loss: | 54       | RECORD    | PCT. RANK      | GAMES      | SCHEDULE    | OF SCHEDULE   | RPI  | RPI  | RPI   | RPI       |
| DIV. I ONLY       | 17- 13   | 126       | 6- 4           | 25         | 52          | 58            | 58   | 2    | 2     |           |
| DIV. I NON-CONF.  | 6- 6     | 158       | 0- 0           | 246        | 191         | 224           | 224  | 4    | 4     |           |
| <hr/>             |          |           |                |            |             |               |      |      |       |           |
| TOTALS            | RPI 1-25 | RPI 26-50 | W-L RECORDS    | RPI 51-100 | RPI 101-150 | RPI 150+      |      |      |       |           |
| 17- 13            | 1- 4     | 3- 4      | OVERALL        | 2- 3       | 4- 1        | 7- 1          |      |      |       |           |
| 11- 4             | 1- 1     | 1- 2      | HOME           | 2- 1       | 3- 0        | 4- 0          |      |      |       |           |
| 4- 7              | 0- 2     | 1- 2      | AWAY           | 0- 2       | 1- 1        | 2- 0          |      |      |       |           |
| 2- 2              | 0- 1     | 1- 0      | NEUTRAL        | 0- 0       | 0- 0        | 1- 1          |      |      |       |           |
| 6- 6              | 0- 0     | 0- 2      | NON-CONFERENCE | 0- 3       | 1- 0        | 5- 1          |      |      |       |           |
| 4- 3              | 0- 0     | 0- 2      | HOME           | 0- 1       | 1- 0        | 3- 0          |      |      |       |           |
| 1- 2              | 0- 0     | 0- 0      | AWAY           | 0- 2       | 0- 0        | 1- 0          |      |      |       |           |
| 1- 1              | 0- 0     | 0- 0      | NEUTRAL        | 0- 0       | 0- 0        | 1- 1          |      |      |       |           |
| 11- 7             | 1- 4     | 3- 2      | CONFERENCE     | 2- 0       | 3- 1        | 2- 0          |      |      |       |           |
| 7- 1              | 1- 1     | 1- 0      | HOME           | 2- 0       | 2- 0        | 1- 0          |      |      |       |           |
| 3- 5              | 0- 2     | 1- 2      | AWAY           | 0- 0       | 1- 1        | 1- 0          |      |      |       |           |
| 1- 1              | 0- 1     | 1- 0      | NEUTRAL        | 0- 0       | 0- 0        | 0- 0          |      |      |       |           |

| RPI 1-25                  |   |                    |       | RPI 26-50 |   |                    |       | RPI 51-100 Team's RPI: 58 |   |                |       | RPI 101+ |   |                  |       |
|---------------------------|---|--------------------|-------|-----------|---|--------------------|-------|---------------------------|---|----------------|-------|----------|---|------------------|-------|
| RPI                       | S | Opponent           | Score | RPI       | S | Opponent           | Score | RPI                       | S | Opponent       | Score | RPI      | S | Opponent         | Score |
| 2                         | A | Tennessee          | 58 75 | 29        | A | Mississippi St.    | 71 69 | 53                        | H | Tulane         | 45 51 | 101      | A | Ole Miss         | 57 58 |
| 3                         | A | South Carolina     | 62 86 | 31        | H | UALR               | 54 70 | 59                        | H | Georgia        | 64 52 | 101      | H | Ole Miss         | 70 41 |
| 3                         | H | South Carolina     | 51 75 | 34        | A | Texas A&M          | 48 55 | 63                        | H | Vanderbilt     | 64 44 | 102      | H | Missouri         | 74 65 |
| 3                         | N | South Carolina     | 54 74 | 34        | H | Texas A&M          | 80 63 | 66                        | A | Miami (FL)     | 71 76 | 121      | H | Louisiana Tech   | 73 59 |
| 8                         | H | Kentucky           | 84 79 | 34        | N | Texas A&M          | 71 65 | 97                        | A | Long Beach St. | 44 59 | 150      | A | Auburn           | 60 49 |
|                           |   |                    |       | 42        | H | Rutgers            | 57 64 |                           |   |                |       | 161      | A | Florida          | 68 65 |
|                           |   |                    |       | 44        | A | Arkansas           | 41 63 |                           |   |                |       | 199      | H | Alabama          | 51 39 |
|                           |   |                    |       |           |   |                    |       |                           |   |                |       | 224      | N | Santa Clara      | 67 69 |
|                           |   |                    |       |           |   |                    |       |                           |   |                |       | 276      | H | Jackson St.      | 52 44 |
|                           |   |                    |       |           |   |                    |       |                           |   |                |       | 296      | H | Sam Houston St.  | 71 45 |
|                           |   |                    |       |           |   |                    |       |                           |   |                |       | 309      | N | UNC Greensboro   | 82 61 |
|                           |   |                    |       |           |   |                    |       |                           |   |                |       | 329      | A | UC Santa Barbara | 78 45 |
|                           |   |                    |       |           |   |                    |       |                           |   |                |       | 332      | H | Southeastern La. | 75 42 |
| <hr/>                     |   |                    |       |           |   |                    |       |                           |   |                |       |          |   |                  |       |
| LAST 12 Division I GAMES: |   |                    |       |           |   |                    |       |                           |   |                |       |          |   |                  |       |
|                           |   | 3 N South Carolina | 54 74 |           |   | 3 A South Carolina | 62 86 |                           |   |                |       |          |   |                  |       |
|                           |   | 34 N Texas A&M     | 71 65 |           |   | 199 H Alabama      | 51 39 |                           |   |                |       |          |   |                  |       |
|                           |   | 34 H Texas A&M     | 80 63 |           |   | 150 A Auburn       | 60 49 |                           |   |                |       |          |   |                  |       |
|                           |   | 101 A Ole Miss     | 57 58 |           |   | 102 H Missouri     | 74 65 |                           |   |                |       |          |   |                  |       |
|                           |   | 44 A Arkansas      | 41 63 |           |   | 101 H Ole Miss     | 70 41 |                           |   |                |       |          |   |                  |       |
|                           |   | 59 H Georgia       | 64 52 |           |   | 2 A Tennessee      | 58 75 |                           |   |                |       |          |   |                  |       |

Non-Div I Games:

LSU

|                   |          |           |                |            |             |               |      |      |       |           |
|-------------------|----------|-----------|----------------|------------|-------------|---------------|------|------|-------|-----------|
| Average RPI Win:  | 228      | WON-LOST  | WINNING        | LAST 10    | STRENGTH OF | OPP. STRENGTH | TEAM | ADJ. | CONF. | ADJ CONF. |
| Average RPI Loss: | 98       | RECORD    | PCT. RANK      | GAMES      | SCHEDULE    | OF SCHEDULE   | RPI  | RPI  | RPI   | RPI       |
| DIV. I ONLY       | 15- 16   | 183       | 4- 6           | 199        | 95          | 184           | 184  | 6    | 6     |           |
| DIV. I NON-CONF.  | 9- 4     | 84        | 0- 0           | 262        | 237         | 104           | 104  | 6    | 6     |           |
| TOTALS            | RPI 1-25 | RPI 26-50 | W-L RECORDS    | RPI 51-100 | RPI 101-150 | RPI 150+      |      |      |       |           |
| 15- 16            | 0- 2     | 0- 1      | OVERALL        | 0- 7       | 2- 3        | 13- 3         |      |      |       |           |
| 7- 6              | 0- 1     | 0- 1      | HOME           | 0- 2       | 1- 0        | 6- 2          |      |      |       |           |
| 6- 8              | 0- 0     | 0- 0      | AWAY           | 0- 1       | 1- 0        | 5- 0          |      |      |       |           |
| 2- 2              | 0- 0     | 0- 0      | NEUTRAL        | 0- 1       | 0- 1        | 2- 0          |      |      |       |           |
| 9- 4              | 0- 0     | 0- 0      | NON-CONFERENCE | 0- 3       | 0- 1        | 9- 0          |      |      |       |           |
| 5- 0              | 0- 0     | 0- 0      | HOME           | 0- 0       | 0- 0        | 5- 0          |      |      |       |           |
| 3- 3              | 0- 0     | 0- 0      | AWAY           | 0- 2       | 0- 1        | 3- 0          |      |      |       |           |
| 1- 1              | 0- 0     | 0- 0      | NEUTRAL        | 0- 1       | 0- 0        | 1- 0          |      |      |       |           |
| 6- 12             | 0- 2     | 0- 1      | CONFERENCE     | 0- 4       | 2- 2        | 4- 3          |      |      |       |           |
| 2- 6              | 0- 1     | 0- 1      | HOME           | 0- 2       | 1- 0        | 1- 2          |      |      |       |           |
| 3- 5              | 0- 1     | 0- 0      | AWAY           | 0- 2       | 1- 1        | 2- 1          |      |      |       |           |
| 1- 1              | 0- 0     | 0- 0      | NEUTRAL        | 0- 0       | 0- 1        | 1- 0          |      |      |       |           |

| RPI 1-25                  |   |                   |       | RPI 26-50 |   |                 |       | RPI 51-100 |   |                   |       | RPI 101+ Team's RPI: 184 |   |                 |       |
|---------------------------|---|-------------------|-------|-----------|---|-----------------|-------|------------|---|-------------------|-------|--------------------------|---|-----------------|-------|
| RPI                       | S | Opponent          | Score | RPI       | S | Opponent        | Score | RPI        | S | Opponent          | Score | RPI                      | S | Opponent        | Score |
| 11                        | H | George Washington | 48 67 | 48        | H | Duquesne        | 66 72 | 52         | A | Penn              | 29 57 | 129                      | A | Rhode Island    | 54 55 |
| 13                        | A | Dayton            | 49 91 |           |   |                 |       | 57         | N | Ohio              | 63 74 | 129                      | H | Rhode Island    | 47 45 |
|                           |   |                   |       |           |   |                 |       | 73         | H | Fordham           | 59 70 | 129                      | N | Rhode Island    | 60 65 |
|                           |   |                   |       |           |   |                 |       | 76         | A | Villanova         | 36 70 | 140                      | A | Temple          | 72 75 |
|                           |   |                   |       |           |   |                 |       | 86         | A | Saint Joseph's    | 64 70 | 141                      | A | VCU             | 74 65 |
|                           |   |                   |       |           |   |                 |       | 86         | H | Saint Joseph's    | 55 67 | 151                      | H | Saint Louis     | 47 76 |
|                           |   |                   |       |           |   |                 |       | 90         | A | Richmond          | 60 72 | 165                      | A | St. Bonaventure | 66 53 |
|                           |   |                   |       |           |   |                 |       |            |   |                   |       | 178                      | H | William & Mary  | 78 71 |
|                           |   |                   |       |           |   |                 |       |            |   |                   |       | 179                      | H | Fairfield       | 73 59 |
|                           |   |                   |       |           |   |                 |       |            |   |                   |       | 192                      | A | Massachusetts   | 68 71 |
|                           |   |                   |       |           |   |                 |       |            |   |                   |       | 192                      | H | Massachusetts   | 71 69 |
|                           |   |                   |       |           |   |                 |       |            |   |                   |       | 203                      | A | Robert Morris   | 75 61 |
|                           |   |                   |       |           |   |                 |       |            |   |                   |       | 234                      | A | Georgia St.     | 76 68 |
|                           |   |                   |       |           |   |                 |       |            |   |                   |       | 235                      | H | George Mason    | 71 73 |
|                           |   |                   |       |           |   |                 |       |            |   |                   |       | 243                      | N | Towson          | 62 49 |
|                           |   |                   |       |           |   |                 |       |            |   |                   |       | 259                      | H | UMBC            | 65 62 |
|                           |   |                   |       |           |   |                 |       |            |   |                   |       | 264                      | A | Davidson        | 63 54 |
|                           |   |                   |       |           |   |                 |       |            |   |                   |       | 264                      | N | Davidson        | 74 63 |
|                           |   |                   |       |           |   |                 |       |            |   |                   |       | 308                      | A | LIU Brooklyn    | 71 66 |
|                           |   |                   |       |           |   |                 |       |            |   |                   |       | 322                      | H | Manhattan       | 61 48 |
|                           |   |                   |       |           |   |                 |       |            |   |                   |       | 340                      | H | Howard          | 65 64 |
| LAST 12 Division I GAMES: |   |                   |       |           |   |                 |       |            |   |                   |       |                          |   |                 |       |
|                           |   |                   |       | 129       | N | Rhode Island    | 60 65 | 90         | A | Richmond          | 60 72 |                          |   |                 |       |
|                           |   |                   |       | 264       | N | Davidson        | 74 63 | 48         | H | Duquesne          | 66 72 |                          |   |                 |       |
|                           |   |                   |       | 86        | H | Saint Joseph's  | 55 67 | 192        | H | Massachusetts     | 71 69 |                          |   |                 |       |
|                           |   |                   |       | 165       | A | St. Bonaventure | 66 53 | 86         | A | Saint Joseph's    | 64 70 |                          |   |                 |       |
|                           |   |                   |       | 13        | A | Dayton          | 49 91 | 141        | A | VCU               | 74 65 |                          |   |                 |       |
|                           |   |                   |       | 129       | H | Rhode Island    | 47 45 | 11         | H | George Washington | 48 67 |                          |   |                 |       |

Non-Div I Games:

La Salle

■ Loss, 
■ Non-Conf, 
■ S Site, 
■ H Home 
■ A Away 
N Neutral

## La.-Lafayette

Through Games Of March 10, 2015

|                   |          |           |                |            |             |               |      |      |       |           |
|-------------------|----------|-----------|----------------|------------|-------------|---------------|------|------|-------|-----------|
| Average RPI Win:  | 227      | WON-LOST  | WINNING        | LAST 10    | STRENGTH OF | OPP. STRENGTH | TEAM | ADJ. | CONF. | ADJ CONF. |
| Average RPI Loss: | 125      | RECORD    | PCT. RANK      | GAMES      | SCHEDULE    | OF SCHEDULE   | RPI  | RPI  | RPI   | RPI       |
| DIV. I ONLY       | 16- 11   | 110       | 5- 5           | 230        | 178         | 155           | 155  | 14   | 14    |           |
| DIV. I NON-CONF.  | 6- 1     | 26        | 0- 0           | 270        | 320         | 95            | 95   | 13   | 13    |           |
| TOTALS            | RPI 1-25 | RPI 26-50 | W-L RECORDS    | RPI 51-100 | RPI 101-150 | RPI 150+      |      |      |       |           |
| 16- 11            | 0- 0     | 1- 4      | OVERALL        | 0- 0       | 3- 4        | 12- 3         |      |      |       |           |
| 9- 5              | 0- 0     | 1- 2      | HOME           | 0- 0       | 2- 2        | 6- 1          |      |      |       |           |
| 7- 6              | 0- 0     | 0- 2      | AWAY           | 0- 0       | 1- 2        | 6- 2          |      |      |       |           |
| 0- 0              | 0- 0     | 0- 0      | NEUTRAL        | 0- 0       | 0- 0        | 0- 0          |      |      |       |           |
| 6- 1              | 0- 0     | 0- 1      | NON-CONFERENCE | 0- 0       | 1- 0        | 5- 0          |      |      |       |           |
| 3- 1              | 0- 0     | 0- 1      | HOME           | 0- 0       | 1- 0        | 2- 0          |      |      |       |           |
| 3- 0              | 0- 0     | 0- 0      | AWAY           | 0- 0       | 0- 0        | 3- 0          |      |      |       |           |
| 0- 0              | 0- 0     | 0- 0      | NEUTRAL        | 0- 0       | 0- 0        | 0- 0          |      |      |       |           |
| 10- 10            | 0- 0     | 1- 3      | CONFERENCE     | 0- 0       | 2- 4        | 7- 3          |      |      |       |           |
| 6- 4              | 0- 0     | 1- 1      | HOME           | 0- 0       | 1- 2        | 4- 1          |      |      |       |           |
| 4- 6              | 0- 0     | 0- 2      | AWAY           | 0- 0       | 1- 2        | 3- 2          |      |      |       |           |
| 0- 0              | 0- 0     | 0- 0      | NEUTRAL        | 0- 0       | 0- 0        | 0- 0          |      |      |       |           |

| RPI 1-25                  |   |          |       | RPI 26-50 |   |                 |       | RPI 51-100 |   |          |       | RPI 101+ Team's RPI: 155 |   |                  |       |
|---------------------------|---|----------|-------|-----------|---|-----------------|-------|------------|---|----------|-------|--------------------------|---|------------------|-------|
| RPI                       | S | Opponent | Score | RPI       | S | Opponent        | Score | RPI        | S | Opponent | Score | RPI                      | S | Opponent         | Score |
|                           |   |          |       | 29        | H | Mississippi St. | 51 66 |            |   |          |       | 112                      | A | Troy             | 63 68 |
|                           |   |          |       | 31        | A | UALR            | 41 67 |            |   |          |       | 112                      | H | Troy             | 55 60 |
|                           |   |          |       | 31        | H | UALR            | 66 68 |            |   |          |       | 121                      | H | Louisiana Tech   | 58 55 |
|                           |   |          |       | 49        | A | Arkansas St.    | 65 87 |            |   |          |       | 148                      | A | Texas St.        | 83 81 |
|                           |   |          |       | 49        | H | Arkansas St.    | 69 57 |            |   |          |       | 148                      | H | Texas St.        | 64 41 |
|                           |   |          |       |           |   |                 |       |            |   |          |       | 149                      | A | Texas-Arlington  | 42 56 |
|                           |   |          |       |           |   |                 |       |            |   |          |       | 149                      | H | Texas-Arlington  | 51 57 |
|                           |   |          |       |           |   |                 |       |            |   |          |       | 171                      | A | Appalachian St.  | 51 63 |
|                           |   |          |       |           |   |                 |       |            |   |          |       | 171                      | H | Appalachian St.  | 70 66 |
|                           |   |          |       |           |   |                 |       |            |   |          |       | 186                      | A | Lamar            | 75 55 |
|                           |   |          |       |           |   |                 |       |            |   |          |       | 220                      | A | La.-Monroe       | 68 65 |
|                           |   |          |       |           |   |                 |       |            |   |          |       | 220                      | H | La.-Monroe       | 60 67 |
|                           |   |          |       |           |   |                 |       |            |   |          |       | 234                      | A | Georgia St.      | 63 56 |
|                           |   |          |       |           |   |                 |       |            |   |          |       | 234                      | H | Georgia St.      | 68 52 |
|                           |   |          |       |           |   |                 |       |            |   |          |       | 276                      | H | Jackson St.      | 65 56 |
|                           |   |          |       |           |   |                 |       |            |   |          |       | 295                      | A | Ga. Southern     | 69 57 |
|                           |   |          |       |           |   |                 |       |            |   |          |       | 295                      | H | Ga. Southern     | 62 35 |
|                           |   |          |       |           |   |                 |       |            |   |          |       | 296                      | H | Sam Houston St.  | 65 46 |
|                           |   |          |       |           |   |                 |       |            |   |          |       | 313                      | A | Alcorn           | 64 57 |
|                           |   |          |       |           |   |                 |       |            |   |          |       | 317                      | A | South Ala.       | 47 57 |
|                           |   |          |       |           |   |                 |       |            |   |          |       | 317                      | H | South Ala.       | 65 58 |
|                           |   |          |       |           |   |                 |       |            |   |          |       | 332                      | A | Southeastern La. | 71 60 |
| LAST 12 Division I GAMES: |   |          |       |           |   |                 |       |            |   |          |       |                          |   |                  |       |
|                           |   |          |       | 49        | A | Arkansas St.    | 65 87 |            |   |          |       | 220                      | A | La.-Monroe       | 68 65 |
|                           |   |          |       | 31        | H | UALR            | 66 68 |            |   |          |       | 149                      | H | Texas-Arlington  | 51 57 |
|                           |   |          |       | 295       | H | Ga. Southern    | 62 35 |            |   |          |       | 171                      | H | Appalachian St.  | 70 66 |
|                           |   |          |       | 149       | A | Texas-Arlington | 42 56 |            |   |          |       | 148                      | A | Texas St.        | 83 81 |
|                           |   |          |       | 148       | H | Texas St.       | 64 41 |            |   |          |       | 317                      | A | South Ala.       | 47 57 |
|                           |   |          |       | 112       | A | Troy            | 63 68 |            |   |          |       | 234                      | A | Georgia St.      | 63 56 |

Non-Div I Games: Xavier (LA) 69 53 Southern-N.O. 58 52

La.-Lafayette

Loss, Non-Conf, S Site, H Home A Away N Neutral

|                   |          |           |                |            |             |               |      |      |       |           |
|-------------------|----------|-----------|----------------|------------|-------------|---------------|------|------|-------|-----------|
| Average RPI Win:  | 226      | WON-LOST  | WINNING        | LAST 10    | STRENGTH OF | OPP. STRENGTH | TEAM | ADJ. | CONF. | ADJ CONF. |
| Average RPI Loss: | 132      | RECORD    | PCT. RANK      | GAMES      | SCHEDULE    | OF SCHEDULE   | RPI  | RPI  | RPI   | RPI       |
| DIV. I ONLY       | 9- 17    | 259       | 4- 6           | 99         | 213         | 220           | 220  | 14   | 14    |           |
| DIV. I NON-CONF.  | 1- 5     | 311       | 0- 0           | 14         | 342         | 223           | 223  | 13   | 13    |           |
| TOTALS            | RPI 1-25 | RPI 26-50 | W-L RECORDS    | RPI 51-100 | RPI 101-150 | RPI 150+      |      |      |       |           |
| 9- 17             | 0- 0     | 0- 6      | OVERALL        | 0- 0       | 3- 4        | 6- 7          |      |      |       |           |
| 5- 6              | 0- 0     | 0- 2      | HOME           | 0- 0       | 2- 1        | 3- 3          |      |      |       |           |
| 4- 10             | 0- 0     | 0- 4      | AWAY           | 0- 0       | 1- 3        | 3- 3          |      |      |       |           |
| 0- 1              | 0- 0     | 0- 0      | NEUTRAL        | 0- 0       | 0- 0        | 0- 1          |      |      |       |           |
| 1- 5              | 0- 0     | 0- 2      | NON-CONFERENCE | 0- 0       | 0- 1        | 1- 2          |      |      |       |           |
| 1- 0              | 0- 0     | 0- 0      | HOME           | 0- 0       | 0- 0        | 1- 0          |      |      |       |           |
| 0- 4              | 0- 0     | 0- 2      | AWAY           | 0- 0       | 0- 1        | 0- 1          |      |      |       |           |
| 0- 1              | 0- 0     | 0- 0      | NEUTRAL        | 0- 0       | 0- 0        | 0- 1          |      |      |       |           |
| 8- 12             | 0- 0     | 0- 4      | CONFERENCE     | 0- 0       | 3- 3        | 5- 5          |      |      |       |           |
| 4- 6              | 0- 0     | 0- 2      | HOME           | 0- 0       | 2- 1        | 2- 3          |      |      |       |           |
| 4- 6              | 0- 0     | 0- 2      | AWAY           | 0- 0       | 1- 2        | 3- 2          |      |      |       |           |
| 0- 0              | 0- 0     | 0- 0      | NEUTRAL        | 0- 0       | 0- 0        | 0- 0          |      |      |       |           |

| RPI 1-25                  |   |                 | RPI 26-50 |     |   | RPI 51-100      |       |     | RPI 101+ Team's RPI: 220 |                   |       |
|---------------------------|---|-----------------|-----------|-----|---|-----------------|-------|-----|--------------------------|-------------------|-------|
| RPI                       | S | Opponent        | Score     | RPI | S | Opponent        | Score | RPI | S                        | Opponent          | Score |
|                           |   |                 |           | 29  | A | Mississippi St. | 46 80 | 112 | A                        | Troy              | 51 90 |
|                           |   |                 |           | 31  | A | UALR            | 44 68 | 112 | H                        | Troy              | 77 82 |
|                           |   |                 |           | 31  | H | UALR            | 41 79 | 127 | A                        | Stephen F. Austin | 54 82 |
|                           |   |                 |           | 38  | A | Wichita St.     | 42 57 | 148 | A                        | Texas St.         | 64 70 |
|                           |   |                 |           | 49  | A | Arkansas St.    | 61 69 | 148 | H                        | Texas St.         | 90 84 |
|                           |   |                 |           | 49  | H | Arkansas St.    | 57 77 | 149 | A                        | Texas-Arlington   | 63 51 |
|                           |   |                 |           |     |   |                 |       | 149 | H                        | Texas-Arlington   | 56 51 |
|                           |   |                 |           |     |   |                 |       | 155 | A                        | La.-Lafayette     | 67 60 |
|                           |   |                 |           |     |   |                 |       | 155 | H                        | La.-Lafayette     | 65 68 |
|                           |   |                 |           |     |   |                 |       | 171 | A                        | Appalachian St.   | 61 80 |
|                           |   |                 |           |     |   |                 |       | 171 | H                        | Appalachian St.   | 54 55 |
|                           |   |                 |           |     |   |                 |       | 211 | H                        | McNeese St.       | 66 63 |
|                           |   |                 |           |     |   |                 |       | 234 | A                        | Georgia St.       | 72 80 |
|                           |   |                 |           |     |   |                 |       | 234 | H                        | Georgia St.       | 61 66 |
|                           |   |                 |           |     |   |                 |       | 235 | N                        | George Mason      | 53 65 |
|                           |   |                 |           |     |   |                 |       | 295 | A                        | Ga. Southern      | 58 50 |
|                           |   |                 |           |     |   |                 |       | 295 | H                        | Ga. Southern      | 72 66 |
|                           |   |                 |           |     |   |                 |       | 313 | A                        | Alcorn            | 53 62 |
|                           |   |                 |           |     |   |                 |       | 317 | A                        | South Ala.        | 45 38 |
|                           |   |                 |           |     |   |                 |       | 317 | H                        | South Ala.        | 55 53 |
| LAST 12 Division I GAMES: |   |                 |           |     |   |                 |       |     |                          |                   |       |
| 148                       | H | Texas St.       | 90 84     | 155 | H | La.-Lafayette   | 65 68 |     |                          |                   |       |
| 234                       | H | Georgia St.     | 61 66     | 295 | A | Ga. Southern    | 58 50 |     |                          |                   |       |
| 171                       | A | Appalachian St. | 61 80     | 31  | A | UALR            | 44 68 |     |                          |                   |       |
| 317                       | A | South Ala.      | 45 38     | 317 | H | South Ala.      | 55 53 |     |                          |                   |       |
| 49                        | A | Arkansas St.    | 61 69     | 112 | A | Troy            | 51 90 |     |                          |                   |       |
| 171                       | H | Appalachian St. | 54 55     | 295 | H | Ga. Southern    | 72 66 |     |                          |                   |       |

Non-Div I Games: Southern Ark. 78 67 LSU-Alexandria 94 49 William Carey 68 35

La.-Monroe

Loss, Non-Conf, S Site, H Home A Away N Neutral



|                   |          |           |                |            |             |               |      |      |       |           |
|-------------------|----------|-----------|----------------|------------|-------------|---------------|------|------|-------|-----------|
| Average RPI Win:  | 229      | WON-LOST  | WINNING        | LAST 10    | STRENGTH OF | OPP. STRENGTH | TEAM | ADJ. | CONF. | ADJ CONF. |
| Average RPI Loss: | 150      | RECORD    | PCT. RANK      | GAMES      | SCHEDULE    | OF SCHEDULE   | RPI  | RPI  | RPI   | RPI       |
| DIV. I ONLY       | 14- 17   | 206       | 3- 7           | 192        | 218         | 213           | 213  | 18   | 18    |           |
| DIV. I NON-CONF.  | 7- 4     | 107       | 0- 0           | 163        | 246         | 83            | 83   | 20   | 20    |           |
| TOTALS            | RPI 1-25 | RPI 26-50 | W-L RECORDS    | RPI 51-100 | RPI 101-150 | RPI 150+      |      |      |       |           |
| 14- 17            | 0- 1     | 0- 1      | OVERALL        | 2- 4       | 2- 1        | 10- 10        |      |      |       |           |
| 10- 4             | 0- 0     | 0- 0      | HOME           | 2- 1       | 2- 0        | 6- 3          |      |      |       |           |
| 4- 13             | 0- 1     | 0- 1      | AWAY           | 0- 3       | 0- 1        | 4- 7          |      |      |       |           |
| 0- 0              | 0- 0     | 0- 0      | NEUTRAL        | 0- 0       | 0- 0        | 0- 0          |      |      |       |           |
| 7- 4              | 0- 1     | 0- 1      | NON-CONFERENCE | 1- 0       | 1- 0        | 5- 2          |      |      |       |           |
| 4- 0              | 0- 0     | 0- 0      | HOME           | 1- 0       | 1- 0        | 2- 0          |      |      |       |           |
| 3- 4              | 0- 1     | 0- 1      | AWAY           | 0- 0       | 0- 0        | 3- 2          |      |      |       |           |
| 0- 0              | 0- 0     | 0- 0      | NEUTRAL        | 0- 0       | 0- 0        | 0- 0          |      |      |       |           |
| 7- 13             | 0- 0     | 0- 0      | CONFERENCE     | 1- 4       | 1- 1        | 5- 8          |      |      |       |           |
| 6- 4              | 0- 0     | 0- 0      | HOME           | 1- 1       | 1- 0        | 4- 3          |      |      |       |           |
| 1- 9              | 0- 0     | 0- 0      | AWAY           | 0- 3       | 0- 1        | 1- 5          |      |      |       |           |
| 0- 0              | 0- 0     | 0- 0      | NEUTRAL        | 0- 0       | 0- 0        | 0- 0          |      |      |       |           |

| RPI 1-25                  |   |            |        | RPI 26-50 |   |                 |       | RPI 51-100 |   |                 |       | RPI 101+ |   |                      |       | Team's RPI: 213 |  |
|---------------------------|---|------------|--------|-----------|---|-----------------|-------|------------|---|-----------------|-------|----------|---|----------------------|-------|-----------------|--|
| RPI                       | S | Opponent   | Score  | RPI       | S | Opponent        | Score | RPI        | S | Opponent        | Score | RPI      | S | Opponent             | Score |                 |  |
| 7                         | A | Louisville | 61 102 | 40        | A | Seton Hall      | 63 80 | 52         | H | Penn            | 60 57 | 106      | A | Lehigh               | 60 65 |                 |  |
|                           |   |            |        |           |   |                 |       | 54         | A | American        | 44 63 | 106      | H | Lehigh               | 59 51 |                 |  |
|                           |   |            |        |           |   |                 |       | 54         | A | American        | 56 79 | 142      | H | Hartford             | 74 59 |                 |  |
|                           |   |            |        |           |   |                 |       | 54         | H | American        | 58 74 | 164      | A | Bucknell             | 37 51 |                 |  |
|                           |   |            |        |           |   |                 |       | 96         | A | Army            | 41 57 | 164      | H | Bucknell             | 71 77 |                 |  |
|                           |   |            |        |           |   |                 |       | 96         | H | Army            | 71 60 | 183      | A | Holy Cross           | 53 59 |                 |  |
|                           |   |            |        |           |   |                 |       |            |   |                 |       | 183      | H | Holy Cross           | 46 64 |                 |  |
|                           |   |            |        |           |   |                 |       |            |   |                 |       | 188      | A | Stony Brook          | 58 60 |                 |  |
|                           |   |            |        |           |   |                 |       |            |   |                 |       | 195      | A | Navy                 | 52 65 |                 |  |
|                           |   |            |        |           |   |                 |       |            |   |                 |       | 195      | H | Navy                 | 60 65 |                 |  |
|                           |   |            |        |           |   |                 |       |            |   |                 |       | 197      | H | Delaware             | 63 52 |                 |  |
|                           |   |            |        |           |   |                 |       |            |   |                 |       | 263      | A | Colgate              | 36 49 |                 |  |
|                           |   |            |        |           |   |                 |       |            |   |                 |       | 263      | H | Colgate              | 58 56 |                 |  |
|                           |   |            |        |           |   |                 |       |            |   |                 |       | 268      | A | St. Francis Brooklyn | 73 51 |                 |  |
|                           |   |            |        |           |   |                 |       |            |   |                 |       | 278      | A | Rider                | 66 48 |                 |  |
|                           |   |            |        |           |   |                 |       |            |   |                 |       | 286      | A | Loyola Maryland      | 57 49 |                 |  |
|                           |   |            |        |           |   |                 |       |            |   |                 |       | 286      | H | Loyola Maryland      | 69 63 |                 |  |
|                           |   |            |        |           |   |                 |       |            |   |                 |       | 286      | H | Loyola Maryland      | 58 46 |                 |  |
|                           |   |            |        |           |   |                 |       |            |   |                 |       | 290      | A | Columbia             | 65 72 |                 |  |
|                           |   |            |        |           |   |                 |       |            |   |                 |       | 298      | H | NJIT                 | 66 50 |                 |  |
| LAST 12 Division I GAMES: |   |            |        |           |   |                 |       |            |   |                 |       |          |   |                      |       |                 |  |
|                           |   |            |        | 54        | A | American        | 56 79 | 54         | H | American        | 58 74 |          |   |                      |       |                 |  |
|                           |   |            |        | 286       | H | Loyola Maryland | 58 46 | 286        | H | Loyola Maryland | 69 63 |          |   |                      |       |                 |  |
|                           |   |            |        | 96        | A | Army            | 41 57 | 321        | A | Boston U.       | 49 56 |          |   |                      |       |                 |  |
|                           |   |            |        | 263       | A | Colgate         | 36 49 | 164        | A | Bucknell        | 37 51 |          |   |                      |       |                 |  |
|                           |   |            |        | 106       | H | Lehigh          | 59 51 | 195        | H | Navy            | 60 65 |          |   |                      |       |                 |  |
|                           |   |            |        | 183       | A | Holy Cross      | 53 59 | 263        | H | Colgate         | 58 56 |          |   |                      |       |                 |  |
|                           |   |            |        |           |   |                 |       |            |   |                 |       | 321      | A | Boston U.            | 49 56 |                 |  |
|                           |   |            |        |           |   |                 |       |            |   |                 |       | 321      | H | Boston U.            | 67 60 |                 |  |
|                           |   |            |        |           |   |                 |       |            |   |                 |       | 327      | A | Saint Peter's        | 49 34 |                 |  |

Non-Div I Games:

Lafayette

■ Loss, 
■ Non-Conf, 
■ S Site, 
■ H Home 
■ A Away 
N Neutral

|                              |               |            |                |             |               |            |            |           |           |
|------------------------------|---------------|------------|----------------|-------------|---------------|------------|------------|-----------|-----------|
| Average RPI Win: <b>277</b>  | WON-LOST      | WINNING    | LAST 10        | STRENGTH OF | OPP. STRENGTH | TEAM       | ADJ.       | CONF.     | ADJ CONF. |
| Average RPI Loss: <b>146</b> | RECORD        | PCT. RANK  | GAMES          | SCHEDULE    | OF SCHEDULE   | RPI        | RPI        | RPI       | RPI       |
| DIV. I ONLY                  | <b>14- 12</b> | <b>150</b> | <b>8- 2</b>    | <b>255</b>  | <b>287</b>    | <b>186</b> | <b>186</b> | <b>27</b> | <b>27</b> |
| DIV. I NON-CONF.             | <b>0- 8</b>   | <b>339</b> | <b>0- 0</b>    | <b>91</b>   | <b>87</b>     | <b>312</b> | <b>312</b> | <b>27</b> | <b>27</b> |
| TOTALS                       | RPI 1-25      | RPI 26-50  | W-L RECORDS    | RPI 51-100  | RPI 101-150   | RPI 150+   |            |           |           |
| 14- 12                       | 0- 1          | 0- 0       | OVERALL        | 0- 2        | 0- 4          | 14- 5      |            |           |           |
| 8- 3                         | 0- 0          | 0- 0       | HOME           | 0- 0        | 0- 1          | 8- 2       |            |           |           |
| 6- 9                         | 0- 1          | 0- 0       | AWAY           | 0- 2        | 0- 3          | 6- 3       |            |           |           |
| 0- 0                         | 0- 0          | 0- 0       | NEUTRAL        | 0- 0        | 0- 0          | 0- 0       |            |           |           |
| 0- 8                         | 0- 1          | 0- 0       | NON-CONFERENCE | 0- 2        | 0- 2          | 0- 3       |            |           |           |
| 0- 2                         | 0- 0          | 0- 0       | HOME           | 0- 0        | 0- 0          | 0- 2       |            |           |           |
| 0- 6                         | 0- 1          | 0- 0       | AWAY           | 0- 2        | 0- 2          | 0- 1       |            |           |           |
| 0- 0                         | 0- 0          | 0- 0       | NEUTRAL        | 0- 0        | 0- 0          | 0- 0       |            |           |           |
| 14- 4                        | 0- 0          | 0- 0       | CONFERENCE     | 0- 0        | 0- 2          | 14- 2      |            |           |           |
| 8- 1                         | 0- 0          | 0- 0       | HOME           | 0- 0        | 0- 1          | 8- 0       |            |           |           |
| 6- 3                         | 0- 0          | 0- 0       | AWAY           | 0- 0        | 0- 1          | 6- 2       |            |           |           |
| 0- 0                         | 0- 0          | 0- 0       | NEUTRAL        | 0- 0        | 0- 0          | 0- 0       |            |           |           |

| RPI 1-25                  |   |                   |               | RPI 26-50 |   |                   |              | RPI 51-100 |   |            |              | RPI 101+ Team's RPI: 186 |   |                    |              |
|---------------------------|---|-------------------|---------------|-----------|---|-------------------|--------------|------------|---|------------|--------------|--------------------------|---|--------------------|--------------|
| RPI                       | S | Opponent          | Score         | RPI       | S | Opponent          | Score        | RPI        | S | Opponent   | Score        | RPI                      | S | Opponent           | Score        |
| 22                        | A | Oklahoma          | 73 <b>100</b> |           |   |                   |              | 74         | A | TCU        | 68 <b>72</b> | 114                      | A | Tulsa              | 69 <b>73</b> |
|                           |   |                   |               |           |   |                   |              | 89         | A | Wright St. | 61 <b>82</b> | 127                      | A | Stephen F. Austin  | 60 <b>71</b> |
|                           |   |                   |               |           |   |                   |              |            |   |            |              | 127                      | H | Stephen F. Austin  | 55 <b>59</b> |
|                           |   |                   |               |           |   |                   |              |            |   |            |              | 148                      | A | Texas St.          | 72 <b>79</b> |
|                           |   |                   |               |           |   |                   |              |            |   |            |              | 155                      | H | La.-Lafayette      | 55 <b>75</b> |
|                           |   |                   |               |           |   |                   |              |            |   |            |              | 173                      | H | UTSA               | 40 <b>72</b> |
|                           |   |                   |               |           |   |                   |              |            |   |            |              | 210                      | H | Nicholls St.       | 67 62        |
|                           |   |                   |               |           |   |                   |              |            |   |            |              | 211                      | A | McNeese St.        | 77 <b>98</b> |
|                           |   |                   |               |           |   |                   |              |            |   |            |              | 211                      | H | McNeese St.        | 75 67        |
|                           |   |                   |               |           |   |                   |              |            |   |            |              | 228                      | A | Northwestern St.   | 82 72        |
|                           |   |                   |               |           |   |                   |              |            |   |            |              | 246                      | A | A&M-Corpus Christi | 51 <b>56</b> |
|                           |   |                   |               |           |   |                   |              |            |   |            |              | 249                      | H | Central Ark.       | 82 46        |
|                           |   |                   |               |           |   |                   |              |            |   |            |              | 256                      | A | Abilene Christian  | 73 58        |
|                           |   |                   |               |           |   |                   |              |            |   |            |              | 256                      | H | Abilene Christian  | 76 72        |
|                           |   |                   |               |           |   |                   |              |            |   |            |              | 266                      | A | Rice               | 63 <b>97</b> |
|                           |   |                   |               |           |   |                   |              |            |   |            |              | 282                      | A | Houston Baptist    | 80 64        |
|                           |   |                   |               |           |   |                   |              |            |   |            |              | 282                      | H | Houston Baptist    | 79 62        |
|                           |   |                   |               |           |   |                   |              |            |   |            |              | 296                      | A | Sam Houston St.    | 87 68        |
|                           |   |                   |               |           |   |                   |              |            |   |            |              | 296                      | H | Sam Houston St.    | 92 73        |
|                           |   |                   |               |           |   |                   |              |            |   |            |              | 302                      | A | New Orleans        | 64 54        |
|                           |   |                   |               |           |   |                   |              |            |   |            |              | 332                      | H | Southeastern La.   | 83 60        |
|                           |   |                   |               |           |   |                   |              |            |   |            |              | 341                      | A | Incarnate Word     | 67 45        |
|                           |   |                   |               |           |   |                   |              |            |   |            |              | 341                      | H | Incarnate Word     | 81 64        |
| LAST 12 Division I GAMES: |   |                   |               |           |   |                   |              |            |   |            |              |                          |   |                    |              |
| 296                       | H | Sam Houston St.   | 92 73         | 341       | A | Incarnate Word    | 67 45        |            |   |            |              |                          |   |                    |              |
| 341                       | H | Incarnate Word    | 81 64         | 256       | A | Abilene Christian | 73 58        |            |   |            |              |                          |   |                    |              |
| 211                       | A | McNeese St.       | 77 <b>98</b>  | 256       | H | Abilene Christian | 76 72        |            |   |            |              |                          |   |                    |              |
| 211                       | H | McNeese St.       | 75 67         | 296       | A | Sam Houston St.   | 87 68        |            |   |            |              |                          |   |                    |              |
| 127                       | A | Stephen F. Austin | 60 <b>71</b>  | 282       | A | Houston Baptist   | 80 64        |            |   |            |              |                          |   |                    |              |
| 282                       | H | Houston Baptist   | 79 62         | 127       | H | Stephen F. Austin | 55 <b>59</b> |            |   |            |              |                          |   |                    |              |

Non-Div I Games:      Huston-Tillotson    95    47      St. Thomas (TX)    67    35      Ohio Valley      93    42

Lamar

Loss, Non-Conf, S Site, H Home A Away N Neutral

|                              |               |           |                |             |               |            |            |           |           |
|------------------------------|---------------|-----------|----------------|-------------|---------------|------------|------------|-----------|-----------|
| Average RPI Win: <b>216</b>  | WON-LOST      | WINNING   | LAST 10        | STRENGTH OF | OPP. STRENGTH | TEAM       | ADJ.       | CONF.     | ADJ CONF. |
| Average RPI Loss: <b>144</b> | RECORD        | PCT. RANK | GAMES          | SCHEDULE    | OF SCHEDULE   | RPI        | RPI        | RPI       | RPI       |
| DIV. I ONLY                  | <b>18- 11</b> | <b>93</b> | <b>4- 6</b>    | <b>179</b>  | <b>221</b>    | <b>106</b> | <b>106</b> | <b>18</b> | <b>18</b> |
| DIV. I NON-CONF.             | <b>7- 2</b>   | <b>47</b> | <b>0- 0</b>    | <b>173</b>  | <b>199</b>    | <b>61</b>  | <b>61</b>  | <b>20</b> | <b>20</b> |
| TOTALS                       | RPI 1-25      | RPI 26-50 | W-L RECORDS    | RPI 51-100  | RPI 101-150   | RPI 150+   |            |           |           |
| 18- 11                       | 0- 1          | 0- 1      | OVERALL        | 3- 3        | 1- 0          | 14- 6      |            |           |           |
| 7- 4                         | 0- 0          | 0- 1      | HOME           | 1- 1        | 1- 0          | 5- 2       |            |           |           |
| 10- 7                        | 0- 1          | 0- 0      | AWAY           | 2- 2        | 0- 0          | 8- 4       |            |           |           |
| 1- 0                         | 0- 0          | 0- 0      | NEUTRAL        | 0- 0        | 0- 0          | 1- 0       |            |           |           |
| 7- 2                         | 0- 1          | 0- 1      | NON-CONFERENCE | 1- 0        | 1- 0          | 5- 0       |            |           |           |
| 1- 1                         | 0- 0          | 0- 1      | HOME           | 0- 0        | 1- 0          | 0- 0       |            |           |           |
| 5- 1                         | 0- 1          | 0- 0      | AWAY           | 1- 0        | 0- 0          | 4- 0       |            |           |           |
| 1- 0                         | 0- 0          | 0- 0      | NEUTRAL        | 0- 0        | 0- 0          | 1- 0       |            |           |           |
| 11- 9                        | 0- 0          | 0- 0      | CONFERENCE     | 2- 3        | 0- 0          | 9- 6       |            |           |           |
| 6- 3                         | 0- 0          | 0- 0      | HOME           | 1- 1        | 0- 0          | 5- 2       |            |           |           |
| 5- 6                         | 0- 0          | 0- 0      | AWAY           | 1- 2        | 0- 0          | 4- 4       |            |           |           |
| 0- 0                         | 0- 0          | 0- 0      | NEUTRAL        | 0- 0        | 0- 0          | 0- 0       |            |           |           |

| RPI 1-25                  |   |             |              | RPI 26-50 |   |            |              | RPI 51-100 |   |                |              | RPI 101+ Team's RPI: 106 |   |                 |              |
|---------------------------|---|-------------|--------------|-----------|---|------------|--------------|------------|---|----------------|--------------|--------------------------|---|-----------------|--------------|
| RPI                       | S | Opponent    | Score        | RPI       | S | Opponent   | Score        | RPI        | S | Opponent       | Score        | RPI                      | S | Opponent        | Score        |
| 16                        | A | Arizona St. | 61 <b>81</b> | 48        | H | Duquesne   | 75 <b>82</b> | 54         | A | American       | 64 <b>74</b> | 105                      | H | Hampton         | 85 67        |
|                           |   |             |              |           |   |            |              | 54         | H | American       | 73 <b>75</b> | 164                      | A | Bucknell        | 61 <b>69</b> |
|                           |   |             |              |           |   |            |              | 86         | A | Saint Joseph's | 73 71        | 164                      | H | Bucknell        | 76 61        |
|                           |   |             |              |           |   |            |              | 96         | A | Army           | 76 57        | 183                      | A | Holy Cross      | 75 62        |
|                           |   |             |              |           |   |            |              | 96         | A | Army           | 62 <b>66</b> | 183                      | A | Holy Cross      | 66 60        |
|                           |   |             |              |           |   |            |              | 96         | H | Army           | 63 51        | 183                      | H | Holy Cross      | 71 58        |
|                           |   |             |              |           |   |            |              |            |   |                |              | 195                      | A | Navy            | 44 <b>47</b> |
|                           |   |             |              |           |   |            |              |            |   |                |              | 195                      | H | Navy            | 44 <b>50</b> |
|                           |   |             |              |           |   |            |              |            |   |                |              | 213                      | A | Lafayette       | 51 <b>59</b> |
|                           |   |             |              |           |   |            |              |            |   |                |              | 213                      | H | Lafayette       | 65 60        |
|                           |   |             |              |           |   |            |              |            |   |                |              | 219                      | A | Sacred Heart    | 85 77        |
|                           |   |             |              |           |   |            |              |            |   |                |              | 241                      | A | Monmouth        | 82 70        |
|                           |   |             |              |           |   |            |              |            |   |                |              | 263                      | A | Colgate         | 86 68        |
|                           |   |             |              |           |   |            |              |            |   |                |              | 263                      | H | Colgate         | 60 <b>61</b> |
|                           |   |             |              |           |   |            |              |            |   |                |              | 286                      | A | Loyola Maryland | 52 <b>64</b> |
|                           |   |             |              |           |   |            |              |            |   |                |              | 286                      | H | Loyola Maryland | 75 61        |
|                           |   |             |              |           |   |            |              |            |   |                |              | 298                      | A | NJIT            | 74 54        |
|                           |   |             |              |           |   |            |              |            |   |                |              | 299                      | N | Eastern Ill.    | 72 69        |
|                           |   |             |              |           |   |            |              |            |   |                |              | 321                      | A | Boston U.       | 78 71        |
|                           |   |             |              |           |   |            |              |            |   |                |              | 321                      | H | Boston U.       | 85 64        |
|                           |   |             |              |           |   |            |              |            |   |                |              | 327                      | A | Saint Peter's   | 70 58        |
| LAST 12 Division I GAMES: |   |             |              |           |   |            |              |            |   |                |              |                          |   |                 |              |
|                           |   |             |              | 96        | A | Army       | 76 57        |            |   |                |              | 183                      | H | Holy Cross      | 71 58        |
|                           |   |             |              | 183       | A | Holy Cross | 75 62        |            |   |                |              | 54                       | A | American        | 64 <b>74</b> |
|                           |   |             |              | 263       | H | Colgate    | 60 <b>61</b> |            |   |                |              | 286                      | H | Loyola Maryland | 75 61        |
|                           |   |             |              | 164       | A | Bucknell   | 61 <b>69</b> |            |   |                |              | 96                       | A | Army            | 62 <b>66</b> |
|                           |   |             |              | 213       | A | Lafayette  | 51 <b>59</b> |            |   |                |              | 321                      | A | Boston U.       | 78 71        |
|                           |   |             |              | 195       | H | Navy       | 44 <b>50</b> |            |   |                |              | 164                      | H | Bucknell        | 76 61        |

Non-Div I Games: East Stroudsburg 77 53

Lehigh

■ Loss, 
 ■ Non-Conf, 
 ■ S Site, 
 ■ Home 
 ■ A Away 
 N Neutral



RPI S Opponent Score

| RPI | S | Opponent       | Score |    |
|-----|---|----------------|-------|----|
| 348 | A | Charleston So. | 86    | 51 |
| 348 | H | Charleston So. | 64    | 53 |

L  
i  
b  
e  
r  
t  
y

L  
i  
b  
e  
r  
t  
y

Liberty

|                              |          |           |                |             |               |          |      |       |           |
|------------------------------|----------|-----------|----------------|-------------|---------------|----------|------|-------|-----------|
| Average RPI Win: <b>251</b>  | WON-LOST | WINNING   | LAST 10        | STRENGTH OF | OPP. STRENGTH | TEAM     | ADJ. | CONF. | ADJ CONF. |
| Average RPI Loss: <b>136</b> | RECORD   | PCT. RANK | GAMES          | SCHEDULE    | OF SCHEDULE   | RPI      | RPI  | RPI   | RPI       |
| DIV. I ONLY                  | 7- 21    | 296       | 0- 10          | 105         | 170           | 252      | 252  | 11    | 11        |
| DIV. I NON-CONF.             | 4- 9     | 243       | 0- 0           | 223         | 236           | 278      | 278  | 12    | 12        |
| TOTALS                       | RPI 1-25 | RPI 26-50 | W-L RECORDS    | RPI 51-100  | RPI 101-150   | RPI 150+ |      |       |           |
| 7- 21                        | 0- 3     | 0- 3      | OVERALL        | 0- 2        | 0- 1          | 7- 12    |      |       |           |
| 4- 9                         | 0- 2     | 0- 1      | HOME           | 0- 1        | 0- 0          | 4- 5     |      |       |           |
| 3- 11                        | 0- 1     | 0- 2      | AWAY           | 0- 1        | 0- 0          | 3- 7     |      |       |           |
| 0- 1                         | 0- 0     | 0- 0      | NEUTRAL        | 0- 0        | 0- 1          | 0- 0     |      |       |           |
| 4- 9                         | 0- 1     | 0- 0      | NON-CONFERENCE | 0- 2        | 0- 1          | 4- 5     |      |       |           |
| 3- 3                         | 0- 1     | 0- 0      | HOME           | 0- 1        | 0- 0          | 3- 1     |      |       |           |
| 1- 5                         | 0- 0     | 0- 0      | AWAY           | 0- 1        | 0- 0          | 1- 4     |      |       |           |
| 0- 1                         | 0- 0     | 0- 0      | NEUTRAL        | 0- 0        | 0- 1          | 0- 0     |      |       |           |
| 3- 12                        | 0- 2     | 0- 3      | CONFERENCE     | 0- 0        | 0- 0          | 3- 7     |      |       |           |
| 1- 6                         | 0- 1     | 0- 1      | HOME           | 0- 0        | 0- 0          | 1- 4     |      |       |           |
| 2- 6                         | 0- 1     | 0- 2      | AWAY           | 0- 0        | 0- 0          | 2- 3     |      |       |           |
| 0- 0                         | 0- 0     | 0- 0      | NEUTRAL        | 0- 0        | 0- 0          | 0- 0     |      |       |           |

| RPI 1-25                  |   |               |              | RPI 26-50 |   |               |               | RPI 51-100 |   |              |              | RPI 101+ Team's RPI: 252 |   |                |              |
|---------------------------|---|---------------|--------------|-----------|---|---------------|---------------|------------|---|--------------|--------------|--------------------------|---|----------------|--------------|
| RPI                       | S | Opponent      | Score        | RPI       | S | Opponent      | Score         | RPI        | S | Opponent     | Score        | RPI                      | S | Opponent       | Score        |
| 2                         | H | Tennessee     | 51 <b>85</b> | 45        | A | Stetson       | 75 <b>103</b> | 87         | A | Georgia Tech | 53 <b>71</b> | 116                      | N | Harvard        | 63 <b>84</b> |
| 14                        | A | FGCU          | 43 <b>69</b> | 45        | A | Stetson       | 69 <b>92</b>  | 89         | H | Wright St.   | 66 <b>79</b> | 156                      | A | Northern Ky.   | 57 <b>64</b> |
| 14                        | H | FGCU          | 49 <b>71</b> | 45        | H | Stetson       | 77 <b>82</b>  |            |   |              |              | 156                      | H | Northern Ky.   | 70 <b>81</b> |
|                           |   |               |              |           |   |               |               |            |   |              |              | 157                      | H | Tennessee St.  | 55 <b>73</b> |
|                           |   |               |              |           |   |               |               |            |   |              |              | 159                      | A | Kennesaw St.   | 57 <b>75</b> |
|                           |   |               |              |           |   |               |               |            |   |              |              | 159                      | H | Kennesaw St.   | 79 61        |
|                           |   |               |              |           |   |               |               |            |   |              |              | 172                      | A | Belmont        | 60 <b>80</b> |
|                           |   |               |              |           |   |               |               |            |   |              |              | 182                      | A | UAB            | 54 <b>72</b> |
|                           |   |               |              |           |   |               |               |            |   |              |              | 189                      | A | Xavier         | 38 <b>62</b> |
|                           |   |               |              |           |   |               |               |            |   |              |              | 209                      | A | Jacksonville   | 75 63        |
|                           |   |               |              |           |   |               |               |            |   |              |              | 209                      | H | Jacksonville   | 63 <b>75</b> |
|                           |   |               |              |           |   |               |               |            |   |              |              | 221                      | A | USC Upstate    | 68 <b>71</b> |
|                           |   |               |              |           |   |               |               |            |   |              |              | 221                      | H | USC Upstate    | 67 <b>76</b> |
|                           |   |               |              |           |   |               |               |            |   |              |              | 237                      | A | North Florida  | 71 62        |
|                           |   |               |              |           |   |               |               |            |   |              |              | 237                      | H | North Florida  | 54 <b>57</b> |
|                           |   |               |              |           |   |               |               |            |   |              |              | 245                      | A | Morehead St.   | 61 59        |
|                           |   |               |              |           |   |               |               |            |   |              |              | 276                      | H | Jackson St.    | 72 45        |
|                           |   |               |              |           |   |               |               |            |   |              |              | 295                      | H | Ga. Southern   | 80 74        |
|                           |   |               |              |           |   |               |               |            |   |              |              | 331                      | A | Murray St.     | 71 <b>74</b> |
|                           |   |               |              |           |   |               |               |            |   |              |              | 335                      | H | Tennessee Tech | 72 53        |
| LAST 12 Division I GAMES: |   |               |              |           |   |               |               |            |   |              |              |                          |   |                |              |
| 45                        | A | Stetson       | 69 <b>92</b> | 45        | A | Stetson       | 75 <b>103</b> |            |   |              |              |                          |   |                |              |
| 159                       | A | Kennesaw St.  | 57 <b>75</b> | 156       | A | Northern Ky.  | 57 <b>64</b>  |            |   |              |              |                          |   |                |              |
| 221                       | H | USC Upstate   | 67 <b>76</b> | 45        | H | Stetson       | 77 <b>82</b>  |            |   |              |              |                          |   |                |              |
| 209                       | H | Jacksonville  | 63 <b>75</b> | 14        | H | FGCU          | 49 <b>71</b>  |            |   |              |              |                          |   |                |              |
| 237                       | H | North Florida | 54 <b>57</b> | 237       | A | North Florida | 71 62         |            |   |              |              |                          |   |                |              |
| 14                        | A | FGCU          | 43 <b>69</b> | 209       | A | Jacksonville  | 75 63         |            |   |              |              |                          |   |                |              |

Non-Div I Games: Trevecca Nazarene 95 71

Lipscomb

■ Loss, 
 ■ Non-Conf, 
 ■ S Site, 
 ■ Home 
 ■ Away 
 N Neutral

|                   |          |           |                |            |             |               |      |      |       |           |
|-------------------|----------|-----------|----------------|------------|-------------|---------------|------|------|-------|-----------|
| Average RPI Win:  | 199      | WON-LOST  | WINNING        | LAST 10    | STRENGTH OF | OPP. STRENGTH | TEAM | ADJ. | CONF. | ADJ CONF. |
| Average RPI Loss: | 107      | RECORD    | PCT. RANK      | GAMES      | SCHEDULE    | OF SCHEDULE   | RPI  | RPI  | RPI   | RPI       |
| DIV. I ONLY       | 21- 8    | 48        | 5- 5           | 245        | 105         | 97            | 97   | 16   | 16    |           |
| DIV. I NON-CONF.  | 12- 1    | 7         | 0- 0           | 225        | 61          | 51            | 51   | 14   | 14    |           |
| TOTALS            | RPI 1-25 | RPI 26-50 | W-L RECORDS    | RPI 51-100 | RPI 101-150 | RPI 150+      |      |      |       |           |
| 21- 8             | 1- 0     | 0- 0      | OVERALL        | 3- 5       | 4- 2        | 13- 1         |      |      |       |           |
| 12- 4             | 1- 0     | 0- 0      | HOME           | 2- 3       | 2- 1        | 7- 0          |      |      |       |           |
| 8- 4              | 0- 0     | 0- 0      | AWAY           | 1- 2       | 1- 1        | 6- 1          |      |      |       |           |
| 1- 0              | 0- 0     | 0- 0      | NEUTRAL        | 0- 0       | 1- 0        | 0- 0          |      |      |       |           |
| 12- 1             | 1- 0     | 0- 0      | NON-CONFERENCE | 3- 1       | 2- 0        | 6- 0          |      |      |       |           |
| 7- 1              | 1- 0     | 0- 0      | HOME           | 2- 1       | 1- 0        | 3- 0          |      |      |       |           |
| 4- 0              | 0- 0     | 0- 0      | AWAY           | 1- 0       | 0- 0        | 3- 0          |      |      |       |           |
| 1- 0              | 0- 0     | 0- 0      | NEUTRAL        | 0- 0       | 1- 0        | 0- 0          |      |      |       |           |
| 9- 7              | 0- 0     | 0- 0      | CONFERENCE     | 0- 4       | 2- 2        | 7- 1          |      |      |       |           |
| 5- 3              | 0- 0     | 0- 0      | HOME           | 0- 2       | 1- 1        | 4- 0          |      |      |       |           |
| 4- 4              | 0- 0     | 0- 0      | AWAY           | 0- 2       | 1- 1        | 3- 1          |      |      |       |           |
| 0- 0              | 0- 0     | 0- 0      | NEUTRAL        | 0- 0       | 0- 0        | 0- 0          |      |      |       |           |

| RPI 1-25                  |   |                   |       | RPI 26-50 |   |                   |       | RPI 51-100 Team's RPI: 97 |   |                     |       | RPI 101+ |   |                   |       |
|---------------------------|---|-------------------|-------|-----------|---|-------------------|-------|---------------------------|---|---------------------|-------|----------|---|-------------------|-------|
| RPI                       | S | Opponent          | Score | RPI       | S | Opponent          | Score | RPI                       | S | Opponent            | Score | RPI      | S | Opponent          | Score |
| 23                        | H | California        | 58 56 |           |   |                   |       | 58                        | H | LSU                 | 59 44 | 126      | N | Boise St.         | 68 50 |
|                           |   |                   |       |           |   |                   |       | 61                        | H | Pacific             | 53 43 | 132      | H | San Francisco     | 70 58 |
|                           |   |                   |       |           |   |                   |       | 71                        | A | Hawaii              | 64 72 | 139      | A | UC Riverside      | 74 80 |
|                           |   |                   |       |           |   |                   |       | 71                        | H | Hawaii              | 46 47 | 139      | H | UC Riverside      | 76 66 |
|                           |   |                   |       |           |   |                   |       | 84                        | A | CSUN                | 61 77 | 147      | A | Cal Poly          | 85 74 |
|                           |   |                   |       |           |   |                   |       | 84                        | H | CSUN                | 52 67 | 147      | H | Cal Poly          | 57 58 |
|                           |   |                   |       |           |   |                   |       | 95                        | H | Southern California | 85 90 | 167      | A | UC Davis          | 66 83 |
|                           |   |                   |       |           |   |                   |       | 99                        | A | Colorado            | 62 56 | 167      | H | UC Davis          | 63 60 |
|                           |   |                   |       |           |   |                   |       |                           |   |                     |       | 215      | A | Cal St. Fullerton | 69 62 |
|                           |   |                   |       |           |   |                   |       |                           |   |                     |       | 215      | H | Cal St. Fullerton | 74 70 |
|                           |   |                   |       |           |   |                   |       |                           |   |                     |       | 217      | H | Fla. Atlantic     | 85 60 |
|                           |   |                   |       |           |   |                   |       |                           |   |                     |       | 226      | A | San Diego St.     | 74 62 |
|                           |   |                   |       |           |   |                   |       |                           |   |                     |       | 229      | A | Pepperdine        | 78 69 |
|                           |   |                   |       |           |   |                   |       |                           |   |                     |       | 272      | A | UC Irvine         | 62 46 |
|                           |   |                   |       |           |   |                   |       |                           |   |                     |       | 272      | H | UC Irvine         | 57 40 |
|                           |   |                   |       |           |   |                   |       |                           |   |                     |       | 306      | H | Seattle           | 85 73 |
|                           |   |                   |       |           |   |                   |       |                           |   |                     |       | 308      | H | LIU Brooklyn      | 71 63 |
|                           |   |                   |       |           |   |                   |       |                           |   |                     |       | 311      | A | Portland St.      | 62 58 |
|                           |   |                   |       |           |   |                   |       |                           |   |                     |       | 329      | A | UC Santa Barbara  | 81 44 |
|                           |   |                   |       |           |   |                   |       |                           |   |                     |       | 329      | H | UC Santa Barbara  | 68 38 |
| LAST 12 Division I GAMES: |   |                   |       |           |   |                   |       |                           |   |                     |       |          |   |                   |       |
| 139                       | H | UC Riverside      | 76 66 | 329       | H | UC Santa Barbara  | 68 38 |                           |   |                     |       |          |   |                   |       |
| 84                        | A | CSUN              | 61 77 | 139       | A | UC Riverside      | 74 80 |                           |   |                     |       |          |   |                   |       |
| 215                       | A | Cal St. Fullerton | 69 62 | 272       | A | UC Irvine         | 62 46 |                           |   |                     |       |          |   |                   |       |
| 71                        | H | Hawaii            | 46 47 | 215       | H | Cal St. Fullerton | 74 70 |                           |   |                     |       |          |   |                   |       |
| 167                       | A | UC Davis          | 66 83 | 71        | A | Hawaii            | 64 72 |                           |   |                     |       |          |   |                   |       |
| 147                       | H | Cal Poly          | 57 58 | 84        | H | CSUN              | 52 67 |                           |   |                     |       |          |   |                   |       |

Non-Div I Games: Alas. Anchorage 69 60

Long Beach St.

■ Loss, 
 ■ Non-Conf, 
 ■ S Site, 
 ■ Home 
 ■ A Away 
 N Neutral

|                   |          |           |                |            |             |               |      |      |       |           |
|-------------------|----------|-----------|----------------|------------|-------------|---------------|------|------|-------|-----------|
| Average RPI Win:  | 327      | WON-LOST  | WINNING        | LAST 10    | STRENGTH OF | OPP. STRENGTH | TEAM | ADJ. | CONF. | ADJ CONF. |
| Average RPI Loss: | 203      | RECORD    | PCT. RANK      | GAMES      | SCHEDULE    | OF SCHEDULE   | RPI  | RPI  | RPI   | RPI       |
| DIV. I ONLY       | 4- 26    | 334       | 1- 9           | 314        | 288         | 343           | 343  | 28   | 28    |           |
| DIV. I NON-CONF.  | 0- 9     | 339       | 0- 0           | 328        | 54          | 349           | 349  | 31   | 31    |           |
| TOTALS            | RPI 1-25 | RPI 26-50 | W-L RECORDS    | RPI 51-100 | RPI 101-150 | RPI 150+      |      |      |       |           |
| 4- 26             | 0- 0     | 0- 0      | OVERALL        | 0- 3       | 0- 1        | 4- 22         |      |      |       |           |
| 3- 9              | 0- 0     | 0- 0      | HOME           | 0- 1       | 0- 0        | 3- 8          |      |      |       |           |
| 1- 16             | 0- 0     | 0- 0      | AWAY           | 0- 1       | 0- 0        | 1- 2          |      |      |       |           |
| 0- 1              | 0- 0     | 0- 0      | NEUTRAL        | 0- 0       | 0- 0        | 0- 1          |      |      |       |           |
| 0- 9              | 0- 0     | 0- 0      | NON-CONFERENCE | 0- 1       | 0- 1        | 0- 7          |      |      |       |           |
| 0- 2              | 0- 0     | 0- 0      | HOME           | 0- 0       | 0- 0        | 0- 2          |      |      |       |           |
| 0- 7              | 0- 0     | 0- 0      | AWAY           | 0- 1       | 0- 1        | 0- 5          |      |      |       |           |
| 0- 0              | 0- 0     | 0- 0      | NEUTRAL        | 0- 0       | 0- 0        | 0- 0          |      |      |       |           |
| 4- 17             | 0- 0     | 0- 0      | CONFERENCE     | 0- 2       | 0- 0        | 4- 15         |      |      |       |           |
| 3- 7              | 0- 0     | 0- 0      | HOME           | 0- 1       | 0- 0        | 3- 6          |      |      |       |           |
| 1- 9              | 0- 0     | 0- 0      | AWAY           | 0- 1       | 0- 0        | 1- 8          |      |      |       |           |
| 0- 1              | 0- 0     | 0- 0      | NEUTRAL        | 0- 0       | 0- 0        | 0- 1          |      |      |       |           |

| RPI S                     | Opponent | Score | RPI S | Opponent         | Score | RPI S | Opponent         | Score | RPI S | Opponent         | Score | Team's RPI: 343 |
|---------------------------|----------|-------|-------|------------------|-------|-------|------------------|-------|-------|------------------|-------|-----------------|
|                           |          |       |       |                  |       | 64    | A Liberty        | 48 70 | 110   | A Virginia       | 49 91 |                 |
|                           |          |       |       |                  |       | 64    | H Liberty        | 60 65 | 152   | A High Point     | 60 81 |                 |
|                           |          |       |       |                  |       | 90    | A Richmond       | 50 80 | 152   | H High Point     | 63 77 |                 |
|                           |          |       |       |                  |       |       |                  |       | 161   | A Florida        | 46 91 |                 |
|                           |          |       |       |                  |       |       |                  |       | 178   | A William & Mary | 55 90 |                 |
|                           |          |       |       |                  |       |       |                  |       | 185   | A Wake Forest    | 60 64 |                 |
|                           |          |       |       |                  |       |       |                  |       | 196   | A Winthrop       | 48 81 |                 |
|                           |          |       |       |                  |       |       |                  |       | 196   | H Winthrop       | 62 63 |                 |
|                           |          |       |       |                  |       |       |                  |       | 198   | A Clemson        | 56 72 |                 |
|                           |          |       |       |                  |       |       |                  |       | 200   | A Virginia Tech  | 42 74 |                 |
|                           |          |       |       |                  |       |       |                  |       | 201   | A Campbell       | 56 68 |                 |
|                           |          |       |       |                  |       |       |                  |       | 201   | H Campbell       | 58 65 |                 |
|                           |          |       |       |                  |       |       |                  |       | 204   | A Radford        | 45 55 |                 |
|                           |          |       |       |                  |       |       |                  |       | 204   | H Radford        | 60 78 |                 |
|                           |          |       |       |                  |       |       |                  |       | 235   | H George Mason   | 61 83 |                 |
|                           |          |       |       |                  |       |       |                  |       | 242   | A Presbyterian   | 48 53 |                 |
|                           |          |       |       |                  |       |       |                  |       | 242   | H Presbyterian   | 32 36 |                 |
|                           |          |       |       |                  |       |       |                  |       | 279   | A Gardner-Webb   | 53 80 |                 |
|                           |          |       |       |                  |       |       |                  |       | 279   | H Gardner-Webb   | 63 59 |                 |
|                           |          |       |       |                  |       |       |                  |       | 279   | N Gardner-Webb   | 55 63 |                 |
|                           |          |       |       |                  |       |       |                  |       | 305   | A UNC Asheville  | 77 88 |                 |
|                           |          |       |       |                  |       |       |                  |       | 305   | H UNC Asheville  | 44 60 |                 |
|                           |          |       |       |                  |       |       |                  |       | 309   | H UNC Greensboro | 64 70 |                 |
|                           |          |       |       |                  |       |       |                  |       | 334   | A Coastal Caro.  | 44 75 |                 |
|                           |          |       |       |                  |       |       |                  |       | 334   | H Coastal Caro.  | 78 74 |                 |
|                           |          |       |       |                  |       |       |                  |       | 348   | A Charleston So. | 58 51 |                 |
| LAST 12 Division I GAMES: |          |       |       |                  |       |       |                  |       |       |                  |       |                 |
|                           |          |       | 279   | N Gardner-Webb   | 55 63 | 279   | A Gardner-Webb   | 53 80 |       |                  |       |                 |
|                           |          |       | 348   | A Charleston So. | 58 51 | 305   | A UNC Asheville  | 77 88 |       |                  |       |                 |
|                           |          |       | 242   | H Presbyterian   | 32 36 | 152   | H High Point     | 63 77 |       |                  |       |                 |
|                           |          |       | 64    | H Liberty        | 60 65 | 201   | A Campbell       | 56 68 |       |                  |       |                 |
|                           |          |       | 334   | A Coastal Caro.  | 44 75 | 196   | H Winthrop       | 62 63 |       |                  |       |                 |
|                           |          |       | 204   | A Radford        | 45 55 | 348   | H Charleston So. | 79 71 |       |                  |       |                 |

Non-Div I Games:

Longwood

■ Loss, 
 ■ Non-Conf, 
 ■ S Site, 
 ■ H Home 
 ■ A Away 
 N Neutral



L  
o  
n  
g  
w  
o  
o  
d

Longwood  
RPI S Opponent Score

Through Games Of March 10, 2015

| RPI | S | Opponent       | Score |
|-----|---|----------------|-------|
| 348 | H | Charleston So. | 79 71 |

L  
o  
n  
g  
w  
o  
o  
d

Longwood

|                   |          |           |                |            |             |               |      |      |       |           |
|-------------------|----------|-----------|----------------|------------|-------------|---------------|------|------|-------|-----------|
| Average RPI Win:  | 213      | WON-LOST  | WINNING        | LAST 10    | STRENGTH OF | OPP. STRENGTH | TEAM | ADJ. | CONF. | ADJ CONF. |
| Average RPI Loss: | 127      | RECORD    | PCT. RANK      | GAMES      | SCHEDULE    | OF SCHEDULE   | RPI  | RPI  | RPI   | RPI       |
| DIV. I ONLY       | 14- 14   | 173       | 5- 5           | 102        | 201         | 121           | 121  | 17   | 17    |           |
| DIV. I NON-CONF.  | 4- 6     | 207       | 0- 0           | 122        | 210         | 124           | 124  | 18   | 18    |           |
| TOTALS            | RPI 1-25 | RPI 26-50 | W-L RECORDS    | RPI 51-100 | RPI 101-150 | RPI 150+      |      |      |       |           |
| 14- 14            | 0- 0     | 0- 2      | OVERALL        | 1- 5       | 2- 1        | 11- 6         |      |      |       |           |
| 6- 4              | 0- 0     | 0- 0      | HOME           | 0- 2       | 0- 1        | 6- 1          |      |      |       |           |
| 7- 10             | 0- 0     | 0- 0      | AWAY           | 1- 2       | 1- 0        | 5- 2          |      |      |       |           |
| 1- 0              | 0- 0     | 0- 0      | NEUTRAL        | 0- 0       | 1- 0        | 0- 0          |      |      |       |           |
| 4- 6              | 0- 0     | 0- 1      | NON-CONFERENCE | 0- 2       | 2- 0        | 2- 3          |      |      |       |           |
| 1- 0              | 0- 0     | 0- 0      | HOME           | 0- 0       | 0- 0        | 1- 0          |      |      |       |           |
| 2- 6              | 0- 0     | 0- 1      | AWAY           | 0- 2       | 1- 0        | 1- 3          |      |      |       |           |
| 1- 0              | 0- 0     | 0- 0      | NEUTRAL        | 0- 0       | 1- 0        | 0- 0          |      |      |       |           |
| 10- 8             | 0- 0     | 0- 1      | CONFERENCE     | 1- 3       | 0- 1        | 9- 3          |      |      |       |           |
| 5- 4              | 0- 0     | 0- 0      | HOME           | 0- 2       | 0- 1        | 5- 1          |      |      |       |           |
| 5- 4              | 0- 0     | 0- 1      | AWAY           | 1- 1       | 0- 0        | 4- 2          |      |      |       |           |
| 0- 0              | 0- 0     | 0- 0      | NEUTRAL        | 0- 0       | 0- 0        | 0- 0          |      |      |       |           |

| RPI S                     | Opponent          | Score | RPI S | Opponent         | Score | RPI S | Opponent            | Score | RPI S | Opponent | Score | Team's RPI: 121 |
|---------------------------|-------------------|-------|-------|------------------|-------|-------|---------------------|-------|-------|----------|-------|-----------------|
| 29                        | A Mississippi St. | 77 81 | 58    | A LSU            | 59 73 | 116   | N Harvard           | 83 64 |       |          |       |                 |
| 30                        | A Western Ky.     | 66 82 | 66    | A Middle Tenn.   | 59 82 | 127   | A Stephen F. Austin | 76 69 |       |          |       |                 |
|                           |                   |       | 66    | H Middle Tenn.   | 44 68 | 128   | H Old Dominion      | 71 72 |       |          |       |                 |
|                           |                   |       | 87    | A Georgia Tech   | 81 96 | 155   | A La.-Lafayette     | 55 58 |       |          |       |                 |
|                           |                   |       | 93    | A Southern Miss. | 67 64 | 173   | A UTSA              | 53 60 |       |          |       |                 |
|                           |                   |       | 93    | H Southern Miss. | 77 79 | 173   | H UTSA              | 79 74 |       |          |       |                 |
|                           |                   |       |       |                  |       | 174   | H Charlotte         | 71 61 |       |          |       |                 |
|                           |                   |       |       |                  |       | 175   | A Marshall          | 68 67 |       |          |       |                 |
|                           |                   |       |       |                  |       | 182   | A UAB               | 61 55 |       |          |       |                 |
|                           |                   |       |       |                  |       | 182   | H UAB               | 54 63 |       |          |       |                 |
|                           |                   |       |       |                  |       | 210   | H Nicholls St.      | 80 62 |       |          |       |                 |
|                           |                   |       |       |                  |       | 217   | A Fla. Atlantic     | 73 68 |       |          |       |                 |
|                           |                   |       |       |                  |       | 228   | A Northwestern St.  | 57 69 |       |          |       |                 |
|                           |                   |       |       |                  |       | 238   | A Utah              | 52 67 |       |          |       |                 |
|                           |                   |       |       |                  |       | 244   | A UTEP              | 75 88 |       |          |       |                 |
|                           |                   |       |       |                  |       | 244   | H UTEP              | 90 72 |       |          |       |                 |
|                           |                   |       |       |                  |       | 266   | H Rice              | 88 71 |       |          |       |                 |
|                           |                   |       |       |                  |       | 330   | H North Texas       | 92 57 |       |          |       |                 |
|                           |                   |       |       |                  |       | 333   | A FIU               | 79 56 |       |          |       |                 |
|                           |                   |       |       |                  |       | 346   | A Alabama A&M       | 70 68 |       |          |       |                 |
| LAST 12 Division I GAMES: |                   |       |       |                  |       |       |                     |       |       |          |       |                 |
| 93                        | A Southern Miss.  | 67 64 | 217   | A Fla. Atlantic  | 73 68 |       |                     |       |       |          |       |                 |
| 173                       | A UTSA            | 53 60 | 66    | H Middle Tenn.   | 44 68 |       |                     |       |       |          |       |                 |
| 244                       | A UTEP            | 75 88 | 182   | H UAB            | 54 63 |       |                     |       |       |          |       |                 |
| 128                       | H Old Dominion    | 71 72 | 175   | A Marshall       | 68 67 |       |                     |       |       |          |       |                 |
| 174                       | H Charlotte       | 71 61 | 30    | A Western Ky.    | 66 82 |       |                     |       |       |          |       |                 |
| 333                       | A FIU             | 79 56 | 266   | H Rice           | 88 71 |       |                     |       |       |          |       |                 |

Non-Div I Games: Loyola (LA) 75 61

Louisiana Tech

■ Loss, 
 ■ Non-Conf, S Site, 
 ■ Home 
 ■ Away 
 N Neutral

## Louisville

Through Games Of March 10, 2015

| 2015-2016         |          |           |                | Through Games Of March 10, 2016 |             |               |      |      |       |           |
|-------------------|----------|-----------|----------------|---------------------------------|-------------|---------------|------|------|-------|-----------|
| Average RPI Win:  | 122      | WON-LOST  | WINNING        | LAST 10                         | STRENGTH OF | OPP. STRENGTH | TEAM | ADJ. | CONF. | ADJ CONF. |
| Average RPI Loss: | 26       | RECORD    | PCT. RANK      | GAMES                           | SCHEDULE    | OF SCHEDULE   | RPI  | RPI  | RPI   | RPI       |
| DIV. I ONLY       | 25- 6    | 24        | 6- 4           | 11                              | 31          | 7             | 7    | 3    | 3     |           |
| DIV. I NON-CONF.  | 12- 1    | 7         | 0- 0           | 47                              | 95          | 14            | 14   | 3    | 3     |           |
| TOTALS            | RPI 1-25 | RPI 26-50 | W-L RECORDS    | RPI 51-100                      | RPI 101-150 | RPI 150+      |      |      |       |           |
| 25- 6             | 4- 5     | 4- 0      | OVERALL        | 3- 0                            | 5- 1        | 9- 0          |      |      |       |           |
| 16- 1             | 2- 1     | 3- 0      | HOME           | 3- 0                            | 5- 0        | 3- 0          |      |      |       |           |
| 8- 4              | 1- 3     | 1- 0      | AWAY           | 0- 0                            | 0- 1        | 6- 0          |      |      |       |           |
| 1- 1              | 1- 1     | 0- 0      | NEUTRAL        | 0- 0                            | 0- 0        | 0- 0          |      |      |       |           |
| 12- 1             | 2- 1     | 1- 0      | NON-CONFERENCE | 0- 0                            | 3- 0        | 6- 0          |      |      |       |           |
| 8- 1              | 1- 1     | 1- 0      | HOME           | 0- 0                            | 3- 0        | 3- 0          |      |      |       |           |
| 4- 0              | 1- 0     | 0- 0      | AWAY           | 0- 0                            | 0- 0        | 3- 0          |      |      |       |           |
| 0- 0              | 0- 0     | 0- 0      | NEUTRAL        | 0- 0                            | 0- 0        | 0- 0          |      |      |       |           |
| 13- 5             | 2- 4     | 3- 0      | CONFERENCE     | 3- 0                            | 2- 1        | 3- 0          |      |      |       |           |
| 8- 0              | 1- 0     | 2- 0      | HOME           | 3- 0                            | 2- 0        | 0- 0          |      |      |       |           |
| 4- 4              | 0- 3     | 1- 0      | AWAY           | 0- 0                            | 0- 1        | 3- 0          |      |      |       |           |
| 1- 1              | 1- 1     | 0- 0      | NEUTRAL        | 0- 0                            | 0- 0        | 0- 0          |      |      |       |           |

| RPI                       | S | Opponent       | Score | RPI | S | Opponent       | Score | RPI | S | Opponent           | Score | RPI | S | Opponent       | Score  |
|---------------------------|---|----------------|-------|-----|---|----------------|-------|-----|---|--------------------|-------|-----|---|----------------|--------|
| 1                         | A | Notre Dame     | 52 68 | 30  | H | Western Ky.    | 89 67 | 66  | H | Miami (FL)         | 68 55 | 110 | A | Virginia       | 59 75  |
| 8                         | H | Kentucky       | 68 77 | 35  | H | Syracuse       | 78 58 | 82  | H | North Carolina St. | 65 58 | 110 | H | Virginia       | 67 55  |
| 9                         | H | Iowa           | 86 52 | 41  | A | Pittsburgh     | 63 57 | 87  | H | Georgia Tech       | 75 48 | 118 | H | Boston College | 77 60  |
| 10                        | A | Florida St.    | 63 68 | 41  | H | Pittsburgh     | 48 35 |     |   |                    |       | 120 | H | Ball St.       | 69 56  |
| 10                        | N | Florida St.    | 51 66 |     |   |                |       |     |   |                    |       | 128 | H | Old Dominion   | 100 46 |
| 15                        | A | Duke           | 58 66 |     |   |                |       |     |   |                    |       | 131 | H | UT Martin      | 77 43  |
| 17                        | H | North Carolina | 75 66 |     |   |                |       |     |   |                    |       | 172 | H | Belmont        | 95 35  |
| 17                        | N | North Carolina | 77 75 |     |   |                |       |     |   |                    |       | 185 | A | Wake Forest    | 79 68  |
| 23                        | A | California     | 70 57 |     |   |                |       |     |   |                    |       | 198 | A | Clemson        | 81 49  |
|                           |   |                |       |     |   |                |       |     |   |                    |       | 200 | A | Virginia Tech  | 69 49  |
|                           |   |                |       |     |   |                |       |     |   |                    |       | 213 | H | Lafayette      | 102 61 |
|                           |   |                |       |     |   |                |       |     |   |                    |       | 216 | A | IUPUI          | 89 69  |
|                           |   |                |       |     |   |                |       |     |   |                    |       | 251 | H | Evansville     | 73 51  |
|                           |   |                |       |     |   |                |       |     |   |                    |       | 275 | A | Grand Canyon   | 65 51  |
|                           |   |                |       |     |   |                |       |     |   |                    |       | 280 | A | Valparaiso     | 86 59  |
| LAST 12 Division I GAMES: |   |                |       |     |   |                |       |     |   |                    |       |     |   |                |        |
| 10                        | N | Florida St.    | 51 66 | 17  | H | North Carolina | 75 66 |     |   |                    |       |     |   |                |        |
| 17                        | N | North Carolina | 77 75 | 198 | A | Clemson        | 81 49 |     |   |                    |       |     |   |                |        |
| 110                       | A | Virginia       | 59 75 | 41  | H | Pittsburgh     | 48 35 |     |   |                    |       |     |   |                |        |
| 118                       | H | Boston College | 77 60 | 15  | A | Duke           | 58 66 |     |   |                    |       |     |   |                |        |
| 1                         | A | Notre Dame     | 52 68 | 35  | H | Syracuse       | 78 58 |     |   |                    |       |     |   |                |        |
| 200                       | A | Virginia Tech  | 69 49 | 66  | H | Miami (FL)     | 68 55 |     |   |                    |       |     |   |                |        |

Non-Div I Games:

Louisville

■ Loss, 
 ■ Non-Conf, S Site, 
 ■ Home 
 ■ Away 
 N Neutral

Loyola Chicago

Through Games Of March 10, 2015

|                              |          |           |                |             |               |          |      |       |           |
|------------------------------|----------|-----------|----------------|-------------|---------------|----------|------|-------|-----------|
| Average RPI Win: <b>240</b>  | WON-LOST | WINNING   | LAST 10        | STRENGTH OF | OPP. STRENGTH | TEAM     | ADJ. | CONF. | ADJ CONF. |
| Average RPI Loss: <b>148</b> | RECORD   | PCT. RANK | GAMES          | SCHEDULE    | OF SCHEDULE   | RPI      | RPI  | RPI   | RPI       |
| DIV. I ONLY                  | 5- 24    | 321       | 3- 7           | 181         | 163           | 307      | 307  | 19    | 19        |
| DIV. I NON-CONF.             | 2- 9     | 297       | 0- 0           | 113         | 123           | 259      | 259  | 16    | 16        |
| TOTALS                       | RPI 1-25 | RPI 26-50 | W-L RECORDS    | RPI 51-100  | RPI 101-150   | RPI 150+ |      |       |           |
| 5- 24                        | 0- 0     | 0- 4      | OVERALL        | 0- 4        | 0- 5          | 5- 11    |      |       |           |
| 4- 10                        | 0- 0     | 0- 2      | HOME           | 0- 3        | 0- 2          | 4- 3     |      |       |           |
| 1- 14                        | 0- 0     | 0- 2      | AWAY           | 0- 1        | 0- 3          | 1- 8     |      |       |           |
| 0- 0                         | 0- 0     | 0- 0      | NEUTRAL        | 0- 0        | 0- 0          | 0- 0     |      |       |           |
| 2- 9                         | 0- 0     | 0- 2      | NON-CONFERENCE | 0- 2        | 0- 1          | 2- 4     |      |       |           |
| 1- 4                         | 0- 0     | 0- 1      | HOME           | 0- 2        | 0- 0          | 1- 1     |      |       |           |
| 1- 5                         | 0- 0     | 0- 1      | AWAY           | 0- 0        | 0- 1          | 1- 3     |      |       |           |
| 0- 0                         | 0- 0     | 0- 0      | NEUTRAL        | 0- 0        | 0- 0          | 0- 0     |      |       |           |
| 3- 15                        | 0- 0     | 0- 2      | CONFERENCE     | 0- 2        | 0- 4          | 3- 7     |      |       |           |
| 3- 6                         | 0- 0     | 0- 1      | HOME           | 0- 1        | 0- 2          | 3- 2     |      |       |           |
| 0- 9                         | 0- 0     | 0- 1      | AWAY           | 0- 1        | 0- 2          | 0- 5     |      |       |           |
| 0- 0                         | 0- 0     | 0- 0      | NEUTRAL        | 0- 0        | 0- 0          | 0- 0     |      |       |           |

| RPI S                     | Opponent        | Score | RPI S | Opponent        | Score | RPI S | Opponent       | Score | RPI S | Opponent        | Score | Team's RPI: 307 |
|---------------------------|-----------------|-------|-------|-----------------|-------|-------|----------------|-------|-------|-----------------|-------|-----------------|
| 33                        | A Northwestern  | 70    | 33    | A Northwestern  | 70    | 78    | H Michigan St. | 90    | 102   | A Missouri      | 56    |                 |
| 37                        | H DePaul        | 109   | 37    | H DePaul        | 109   | 79    | A Drake        | 74    | 122   | A UNI           | 69    |                 |
| 38                        | A Wichita St.   | 64    | 38    | A Wichita St.   | 64    | 79    | H Drake        | 86    | 122   | H UNI           | 75    |                 |
| 38                        | H Wichita St.   | 65    | 38    | H Wichita St.   | 65    | 87    | H Georgia Tech | 92    | 123   | A Missouri St.  | 83    |                 |
|                           |                 |       |       |                 |       |       |                |       | 123   | H Missouri St.  | 87    |                 |
|                           |                 |       |       |                 |       |       |                |       | 154   | A Dartmouth     | 70    |                 |
|                           |                 |       |       |                 |       |       |                |       | 156   | A Northern Ky.  | 38    |                 |
|                           |                 |       |       |                 |       |       |                |       | 163   | A Southern Ill. | 64    |                 |
|                           |                 |       |       |                 |       |       |                |       | 163   | H Southern Ill. | 74    |                 |
|                           |                 |       |       |                 |       |       |                |       | 170   | A Indiana St.   | 64    |                 |
|                           |                 |       |       |                 |       |       |                |       | 170   | H Indiana St.   | 50    |                 |
|                           |                 |       |       |                 |       |       |                |       | 182   | H UAB           | 61    |                 |
|                           |                 |       |       |                 |       |       |                |       | 207   | A Ill.-Chicago  | 63    |                 |
|                           |                 |       |       |                 |       |       |                |       | 247   | A Marquette     | 86    |                 |
|                           |                 |       |       |                 |       |       |                |       | 251   | A Evansville    | 63    |                 |
|                           |                 |       |       |                 |       |       |                |       | 251   | H Evansville    | 58    |                 |
|                           |                 |       |       |                 |       |       |                |       | 299   | H Eastern Ill.  | 52    |                 |
|                           |                 |       |       |                 |       |       |                |       | 318   | A Bradley       | 66    |                 |
|                           |                 |       |       |                 |       |       |                |       | 318   | H Bradley       | 46    |                 |
|                           |                 |       |       |                 |       |       |                |       | 323   | A Illinois St.  | 72    |                 |
|                           |                 |       |       |                 |       |       |                |       | 323   | H Illinois St.  | 53    |                 |
| LAST 12 Division I GAMES: |                 |       |       |                 |       |       |                |       |       |                 |       |                 |
| 79                        | A Drake         | 74    | 38    | A Wichita St.   | 64    |       |                |       |       |                 |       |                 |
| 122                       | A UNI           | 69    | 170   | H Indiana St.   | 50    |       |                |       |       |                 |       |                 |
| 163                       | H Southern Ill. | 74    | 251   | H Evansville    | 58    |       |                |       |       |                 |       |                 |
| 323                       | H Illinois St.  | 53    | 323   | A Illinois St.  | 72    |       |                |       |       |                 |       |                 |
| 318                       | A Bradley       | 66    | 163   | A Southern Ill. | 64    |       |                |       |       |                 |       |                 |
| 123                       | A Missouri St.  | 83    | 318   | H Bradley       | 46    |       |                |       |       |                 |       |                 |

Non-Div I Games:

Loyola Chicago

Loss, Non-Conf, S Site, H Home A Away N Neutral

|                   |          |           |                |            |             |               |      |      |       |           |
|-------------------|----------|-----------|----------------|------------|-------------|---------------|------|------|-------|-----------|
| Average RPI Win:  | 253      | WON-LOST  | WINNING        | LAST 10    | STRENGTH OF | OPP. STRENGTH | TEAM | ADJ. | CONF. | ADJ CONF. |
| Average RPI Loss: | 153      | RECORD    | PCT. RANK      | GAMES      | SCHEDULE    | OF SCHEDULE   | RPI  | RPI  | RPI   | RPI       |
| DIV. I ONLY       | 7- 23    | 301       | 1- 9           | 189        | 165         | 286           | 286  | 18   | 18    |           |
| DIV. I NON-CONF.  | 2- 9     | 297       | 0- 0           | 203        | 103         | 311           | 311  | 20   | 20    |           |
| TOTALS            | RPI 1-25 | RPI 26-50 | W-L RECORDS    | RPI 51-100 | RPI 101-150 | RPI 150+      |      |      |       |           |
| 7- 23             | 0- 2     | 0- 1      | OVERALL        | 0- 5       | 1- 2        | 6- 13         |      |      |       |           |
| 5- 10             | 0- 1     | 0- 0      | HOME           | 0- 3       | 1- 1        | 4- 5          |      |      |       |           |
| 2- 13             | 0- 1     | 0- 1      | AWAY           | 0- 2       | 0- 1        | 2- 7          |      |      |       |           |
| 0- 0              | 0- 0     | 0- 0      | NEUTRAL        | 0- 0       | 0- 0        | 0- 0          |      |      |       |           |
| 2- 9              | 0- 2     | 0- 1      | NON-CONFERENCE | 0- 1       | 0- 1        | 2- 4          |      |      |       |           |
| 2- 4              | 0- 1     | 0- 0      | HOME           | 0- 1       | 0- 1        | 2- 1          |      |      |       |           |
| 0- 5              | 0- 1     | 0- 1      | AWAY           | 0- 0       | 0- 0        | 0- 3          |      |      |       |           |
| 0- 0              | 0- 0     | 0- 0      | NEUTRAL        | 0- 0       | 0- 0        | 0- 0          |      |      |       |           |
| 5- 14             | 0- 0     | 0- 0      | CONFERENCE     | 0- 4       | 1- 1        | 4- 9          |      |      |       |           |
| 3- 6              | 0- 0     | 0- 0      | HOME           | 0- 2       | 1- 0        | 2- 4          |      |      |       |           |
| 2- 8              | 0- 0     | 0- 0      | AWAY           | 0- 2       | 0- 1        | 2- 5          |      |      |       |           |
| 0- 0              | 0- 0     | 0- 0      | NEUTRAL        | 0- 0       | 0- 0        | 0- 0          |      |      |       |           |

| RPI 1-25                  |   |                   |       | RPI 26-50 |   |            |       | RPI 51-100 |   |               |       | RPI 101+ Team's RPI: 286 |   |                |       |
|---------------------------|---|-------------------|-------|-----------|---|------------|-------|------------|---|---------------|-------|--------------------------|---|----------------|-------|
| RPI                       | S | Opponent          | Score | RPI       | S | Opponent   | Score | RPI        | S | Opponent      | Score | RPI                      | S | Opponent       | Score |
| 6                         | A | Maryland          | 43 65 | 41        | A | Pittsburgh | 46 84 | 54         | A | American      | 50 62 | 106                      | A | Lehigh         | 61 75 |
| 11                        | H | George Washington | 49 72 |           |   |            |       | 54         | H | American      | 44 55 | 106                      | H | Lehigh         | 64 52 |
|                           |   |                   |       |           |   |            |       | 68         | H | East Carolina | 33 82 | 125                      | H | Cornell        | 61 79 |
|                           |   |                   |       |           |   |            |       | 96         | A | Army          | 44 55 | 164                      | A | Bucknell       | 49 66 |
|                           |   |                   |       |           |   |            |       | 96         | H | Army          | 53 62 | 164                      | H | Bucknell       | 61 72 |
|                           |   |                   |       |           |   |            |       |            |   |               |       | 178                      | A | William & Mary | 71 72 |
|                           |   |                   |       |           |   |            |       |            |   |               |       | 183                      | A | Holy Cross     | 57 51 |
|                           |   |                   |       |           |   |            |       |            |   |               |       | 183                      | H | Holy Cross     | 37 65 |
|                           |   |                   |       |           |   |            |       |            |   |               |       | 195                      | A | Navy           | 50 59 |
|                           |   |                   |       |           |   |            |       |            |   |               |       | 195                      | H | Navy           | 55 49 |
|                           |   |                   |       |           |   |            |       |            |   |               |       | 213                      | A | Lafayette      | 63 69 |
|                           |   |                   |       |           |   |            |       |            |   |               |       | 213                      | A | Lafayette      | 46 58 |
|                           |   |                   |       |           |   |            |       |            |   |               |       | 213                      | H | Lafayette      | 49 57 |
|                           |   |                   |       |           |   |            |       |            |   |               |       | 243                      | H | Towson         | 50 63 |
|                           |   |                   |       |           |   |            |       |            |   |               |       | 259                      | A | UMBC           | 58 81 |
|                           |   |                   |       |           |   |            |       |            |   |               |       | 263                      | A | Colgate        | 53 54 |
|                           |   |                   |       |           |   |            |       |            |   |               |       | 263                      | H | Colgate        | 45 72 |
|                           |   |                   |       |           |   |            |       |            |   |               |       | 300                      | A | Georgetown     | 44 71 |
|                           |   |                   |       |           |   |            |       |            |   |               |       | 320                      | H | Mt. St. Mary's | 56 49 |
|                           |   |                   |       |           |   |            |       |            |   |               |       | 321                      | A | Boston U.      | 63 53 |
|                           |   |                   |       |           |   |            |       |            |   |               |       | 321                      | H | Boston U.      | 66 55 |
|                           |   |                   |       |           |   |            |       |            |   |               |       | 327                      | H | Saint Peter's  | 59 49 |
| LAST 12 Division I GAMES: |   |                   |       |           |   |            |       |            |   |               |       |                          |   |                |       |
| 213                       | A | Lafayette         | 46 58 | 213       | A | Lafayette  | 63 69 |            |   |               |       |                          |   |                |       |
| 195                       | A | Navy              | 50 59 | 106       | A | Lehigh     | 61 75 |            |   |               |       |                          |   |                |       |
| 183                       | H | Holy Cross        | 37 65 | 54        | H | American   | 44 55 |            |   |               |       |                          |   |                |       |
| 263                       | A | Colgate           | 53 54 | 96        | H | Army       | 53 62 |            |   |               |       |                          |   |                |       |
| 164                       | H | Bucknell          | 61 72 | 183       | A | Holy Cross | 57 51 |            |   |               |       |                          |   |                |       |
| 321                       | H | Boston U.         | 66 55 | 263       | H | Colgate    | 45 72 |            |   |               |       |                          |   |                |       |

Non-Div I Games:

Loyola Maryland

■ Loss, 
 ■ Non-Conf, 
 ■ S Site, 
 ■ H Home 
 ■ A Away 
 N Neutral

|                   |          |           |                |            |             |               |      |      |       |           |
|-------------------|----------|-----------|----------------|------------|-------------|---------------|------|------|-------|-----------|
| Average RPI Win:  | 239      | WON-LOST  | WINNING        | LAST 10    | STRENGTH OF | OPP. STRENGTH | TEAM | ADJ. | CONF. | ADJ CONF. |
| Average RPI Loss: | 114      | RECORD    | PCT. RANK      | GAMES      | SCHEDULE    | OF SCHEDULE   | RPI  | RPI  | RPI   | RPI       |
| DIV. I ONLY       | 7- 24    | 304       | 4- 6           | 115        | 109         | 270           | 270  | 9    | 9     |           |
| DIV. I NON-CONF.  | 2- 9     | 297       | 0- 0           | 174        | 217         | 309           | 309  | 7    | 7     |           |
| TOTALS            | RPI 1-25 | RPI 26-50 | W-L RECORDS    | RPI 51-100 | RPI 101-150 | RPI 150+      |      |      |       |           |
| 7- 24             | 0- 0     | 0- 4      | OVERALL        | 0- 11      | 0- 4        | 7- 5          |      |      |       |           |
| 5- 10             | 0- 0     | 0- 1      | HOME           | 0- 6       | 0- 3        | 5- 0          |      |      |       |           |
| 1- 13             | 0- 0     | 0- 2      | AWAY           | 0- 5       | 0- 1        | 1- 5          |      |      |       |           |
| 1- 1              | 0- 0     | 0- 1      | NEUTRAL        | 0- 0       | 0- 0        | 1- 0          |      |      |       |           |
| 2- 9              | 0- 0     | 0- 1      | NON-CONFERENCE | 0- 3       | 0- 2        | 2- 3          |      |      |       |           |
| 2- 4              | 0- 0     | 0- 0      | HOME           | 0- 2       | 0- 2        | 2- 0          |      |      |       |           |
| 0- 5              | 0- 0     | 0- 1      | AWAY           | 0- 1       | 0- 0        | 0- 3          |      |      |       |           |
| 0- 0              | 0- 0     | 0- 0      | NEUTRAL        | 0- 0       | 0- 0        | 0- 0          |      |      |       |           |
| 5- 15             | 0- 0     | 0- 3      | CONFERENCE     | 0- 8       | 0- 2        | 5- 2          |      |      |       |           |
| 3- 6              | 0- 0     | 0- 1      | HOME           | 0- 4       | 0- 1        | 3- 0          |      |      |       |           |
| 1- 8              | 0- 0     | 0- 1      | AWAY           | 0- 4       | 0- 1        | 1- 2          |      |      |       |           |
| 1- 1              | 0- 0     | 0- 1      | NEUTRAL        | 0- 0       | 0- 0        | 1- 0          |      |      |       |           |

| RPI S                     | Opponent        | Score | RPI S | Opponent          | Score | RPI S | Opponent              | Score | RPI S | Opponent         | Score | Team's RPI: 270 |
|---------------------------|-----------------|-------|-------|-------------------|-------|-------|-----------------------|-------|-------|------------------|-------|-----------------|
| 39                        | A Gonzaga       | 62 76 | 39    | H Gonzaga         | 59 82 | 51    | A BYU                 | 59 74 | 132   | A San Francisco  | 75 87 |                 |
| 39                        | N Gonzaga       | 50 70 | 39    | N Gonzaga         | 50 70 | 51    | H BYU                 | 63 71 | 132   | H San Francisco  | 65 74 |                 |
| 46                        | A Oklahoma St.  | 65 76 | 46    | A Oklahoma St.    | 65 76 | 55    | A San Diego           | 49 68 | 139   | H UC Riverside   | 55 81 |                 |
|                           |                 |       |       |                   |       | 55    | H San Diego           | 59 67 | 147   | H Cal Poly       | 79 87 |                 |
|                           |                 |       |       |                   |       | 60    | A St. Mary's (CA)     | 71 72 | 182   | H UAB            | 66 61 |                 |
|                           |                 |       |       |                   |       | 60    | H St. Mary's (CA)     | 49 56 | 224   | A Santa Clara    | 75 63 |                 |
|                           |                 |       |       |                   |       | 61    | A Pacific             | 69 89 | 224   | H Santa Clara    | 82 57 |                 |
|                           |                 |       |       |                   |       | 61    | H Pacific             | 61 84 | 229   | A Pepperdine     | 91 98 |                 |
|                           |                 |       |       |                   |       | 70    | H Washington St.      | 60 87 | 229   | H Pepperdine     | 74 57 |                 |
|                           |                 |       |       |                   |       | 71    | H Hawaii              | 76 85 | 229   | N Pepperdine     | 68 67 |                 |
|                           |                 |       |       |                   |       | 95    | A Southern California | 54 96 | 232   | A UNLV           | 76 91 |                 |
|                           |                 |       |       |                   |       |       |                       |       | 262   | A Northern Ariz. | 64 82 |                 |
|                           |                 |       |       |                   |       |       |                       |       | 291   | H Bowling Green  | 51 48 |                 |
|                           |                 |       |       |                   |       |       |                       |       | 292   | A Portland       | 65 83 |                 |
|                           |                 |       |       |                   |       |       |                       |       | 292   | H Portland       | 77 73 |                 |
|                           |                 |       |       |                   |       |       |                       |       | 306   | A Seattle        | 57 62 |                 |
| LAST 12 Division I GAMES: |                 |       |       |                   |       |       |                       |       |       |                  |       |                 |
| 39                        | N Gonzaga       | 50 70 | 39    | H Gonzaga         | 59 82 |       |                       |       |       |                  |       |                 |
| 229                       | N Pepperdine    | 68 67 | 51    | A BYU             | 59 74 |       |                       |       |       |                  |       |                 |
| 229                       | H Pepperdine    | 74 57 | 55    | A San Diego       | 49 68 |       |                       |       |       |                  |       |                 |
| 224                       | A Santa Clara   | 75 63 | 61    | H Pacific         | 61 84 |       |                       |       |       |                  |       |                 |
| 132                       | A San Francisco | 75 87 | 60    | H St. Mary's (CA) | 49 56 |       |                       |       |       |                  |       |                 |
| 292                       | H Portland      | 77 73 | 132   | H San Francisco   | 65 74 |       |                       |       |       |                  |       |                 |

Non-Div I Games:

Loyola Marymount

■ Loss, 
■ Non-Conf, S Site, 
■ Home 
■ Away 
N Neutral

## Maine

Through Games Of March 10, 2015

|                              |          |           |                |             |               |          |      |       |           |
|------------------------------|----------|-----------|----------------|-------------|---------------|----------|------|-------|-----------|
| Average RPI Win: <b>219</b>  | WON-LOST | WINNING   | LAST 10        | STRENGTH OF | OPP. STRENGTH | TEAM     | ADJ. | CONF. | ADJ CONF. |
| Average RPI Loss: <b>141</b> | RECORD   | PCT. RANK | GAMES          | SCHEDULE    | OF SCHEDULE   | RPI      | RPI  | RPI   | RPI       |
| DIV. I ONLY                  | 23- 8    | 41        | 8- 2           | 253         | 180           | 91       | 91   | 23    | 23        |
| DIV. I NON-CONF.             | 8- 5     | 123       | 0- 0           | 196         | 139           | 134      | 134  | 23    | 23        |
| TOTALS                       | RPI 1-25 | RPI 26-50 | W-L RECORDS    | RPI 51-100  | RPI 101-150   | RPI 150+ |      |       |           |
| 23- 8                        | 0- 1     | 0- 0      | OVERALL        | 1- 1        | 5- 3          | 17- 3    |      |       |           |
| 13- 2                        | 0- 0     | 0- 0      | HOME           | 0- 1        | 3- 0          | 10- 1    |      |       |           |
| 10- 4                        | 0- 0     | 0- 0      | AWAY           | 1- 0        | 2- 2          | 7- 2     |      |       |           |
| 0- 2                         | 0- 1     | 0- 0      | NEUTRAL        | 0- 0        | 0- 1          | 0- 0     |      |       |           |
| 8- 5                         | 0- 1     | 0- 0      | NON-CONFERENCE | 0- 0        | 3- 2          | 5- 2     |      |       |           |
| 6- 1                         | 0- 0     | 0- 0      | HOME           | 0- 0        | 2- 0          | 4- 1     |      |       |           |
| 2- 3                         | 0- 0     | 0- 0      | AWAY           | 0- 0        | 1- 2          | 1- 1     |      |       |           |
| 0- 1                         | 0- 1     | 0- 0      | NEUTRAL        | 0- 0        | 0- 0          | 0- 0     |      |       |           |
| 15- 3                        | 0- 0     | 0- 0      | CONFERENCE     | 1- 1        | 2- 1          | 12- 1    |      |       |           |
| 7- 1                         | 0- 0     | 0- 0      | HOME           | 0- 1        | 1- 0          | 6- 0     |      |       |           |
| 8- 1                         | 0- 0     | 0- 0      | AWAY           | 1- 0        | 1- 0          | 6- 1     |      |       |           |
| 0- 1                         | 0- 0     | 0- 0      | NEUTRAL        | 0- 0        | 0- 1          | 0- 0     |      |       |           |

| RPI 1-25                  |   |                |       | RPI 26-50 |   |               |       | RPI 51-100 |   |             |       | Team's RPI: 91 | RPI 101+ |   |                   |       |   |              |       |
|---------------------------|---|----------------|-------|-----------|---|---------------|-------|------------|---|-------------|-------|----------------|----------|---|-------------------|-------|---|--------------|-------|
| RPI                       | S | Opponent       | Score | RPI       | S | Opponent      | Score | RPI        | S | Opponent    | Score |                | RPI      | S | Opponent          | Score |   |              |       |
| 17                        | N | North Carolina | 36 65 |           |   |               |       | 83         | A | Albany (NY) | 52 44 |                | 116      | H | Harvard           | 65 46 |   |              |       |
|                           |   |                |       |           |   |               |       | 83         | H | Albany (NY) | 43 49 |                | 118      | H | Boston College    | 69 64 |   |              |       |
|                           |   |                |       |           |   |               |       |            |   |             |       |                | 124      | A | Yale              | 55 57 |   |              |       |
|                           |   |                |       |           |   |               |       |            |   |             |       |                | 142      | A | Hartford          | 68 57 |   |              |       |
|                           |   |                |       |           |   |               |       |            |   |             |       |                | 142      | H | Hartford          | 63 45 |   |              |       |
|                           |   |                |       |           |   |               |       |            |   |             |       |                | 142      | N | Hartford          | 54 65 |   |              |       |
|                           |   |                |       |           |   |               |       |            |   |             |       |                | 143      | A | Bryant            | 52 65 |   |              |       |
|                           |   |                |       |           |   |               |       |            |   |             |       |                | 146      | A | Central Conn. St. | 72 58 |   |              |       |
|                           |   |                |       |           |   |               |       |            |   |             |       |                | 154      | H | Dartmouth         | 53 38 |   |              |       |
|                           |   |                |       |           |   |               |       |            |   |             |       |                | 178      | A | William & Mary    | 54 51 |   |              |       |
|                           |   |                |       |           |   |               |       |            |   |             |       |                | 188      | A | Stony Brook       | 58 55 |   |              |       |
|                           |   |                |       |           |   |               |       |            |   |             |       |                | 188      | H | Stony Brook       | 57 49 |   |              |       |
|                           |   |                |       |           |   |               |       |            |   |             |       |                | 192      | A | Massachusetts     | 60 68 |   |              |       |
|                           |   |                |       |           |   |               |       |            |   |             |       |                | 208      | A | New Hampshire     | 47 61 |   |              |       |
|                           |   |                |       |           |   |               |       |            |   |             |       |                | 208      | H | New Hampshire     | 87 56 |   |              |       |
|                           |   |                |       |           |   |               |       |            |   |             |       |                | 218      | A | UMass Lowell      | 74 46 |   |              |       |
|                           |   |                |       |           |   |               |       |            |   |             |       |                | 218      | H | UMass Lowell      | 68 54 |   |              |       |
|                           |   |                |       |           |   |               |       |            |   |             |       |                | 219      | H | Sacred Heart      | 58 59 |   |              |       |
|                           |   |                |       |           |   |               |       |            |   |             |       |                | 231      | H | Brown             | 58 53 |   |              |       |
| LAST 12 Division I GAMES: |   |                |       |           |   |               |       |            |   |             |       |                |          |   |                   |       |   |              |       |
|                           |   |                |       | 142       | N | Hartford      | 54 65 |            |   | 188         | H     | Stony Brook    | 57 49    |   |                   | 259   | H | UMBC         | 61 41 |
|                           |   |                |       | 324       | A | Binghamton    | 78 71 |            |   | 218         | A     | UMass Lowell   | 74 46    |   |                   | 303   | A | Vermont      | 57 54 |
|                           |   |                |       | 208       | A | New Hampshire | 47 61 |            |   | 142         | H     | Hartford       | 63 45    |   |                   | 303   | H | Vermont      | 74 46 |
|                           |   |                |       | 259       | H | UMBC          | 61 41 |            |   | 83          | A     | Albany (NY)    | 52 44    |   |                   | 304   | H | Northeastern | 60 51 |
|                           |   |                |       | 324       | A | Binghamton    | 70 56 |            |   | 208         | H     | New Hampshire  | 87 56    |   |                   | 308   | H | LIU Brooklyn | 65 59 |
|                           |   |                |       | 303       | A | Vermont       | 57 54 |            |   | 259         | A     | UMBC           | 56 42    |   |                   | 324   | A | Binghamton   | 78 71 |

Non-Div I Games:

Maine

■ Loss, 
 ■ Non-Conf, 
 ■ S Site, 
 ■ Home 
 ■ A Away 
 N Neutral

| RPI | S | Opponent   | Score |    |
|-----|---|------------|-------|----|
| 324 | A | Binghamton | 70    | 56 |
| 324 | H | Binghamton | 70    | 48 |

M  
a  
i  
n  
e

M  
a  
i  
n  
e

Maine



|                   |          |           |                |            |             |               |      |      |       |           |
|-------------------|----------|-----------|----------------|------------|-------------|---------------|------|------|-------|-----------|
| Average RPI Win:  | 263      | WON-LOST  | WINNING        | LAST 10    | STRENGTH OF | OPP. STRENGTH | TEAM | ADJ. | CONF. | ADJ CONF. |
| Average RPI Loss: | 178      | RECORD    | PCT. RANK      | GAMES      | SCHEDULE    | OF SCHEDULE   | RPI  | RPI  | RPI   | RPI       |
| DIV. I ONLY       | 3- 27    | 343       | 1- 9           | 174        | 271         | 322           | 322  | 24   | 24    |           |
| DIV. I NON-CONF.  | 1- 8     | 322       | 0- 0           | 29         | 289         | 239           | 239  | 24   | 24    |           |
| TOTALS            | RPI 1-25 | RPI 26-50 | W-L RECORDS    | RPI 51-100 | RPI 101-150 | RPI 150+      |      |      |       |           |
| 3- 27             | 0- 2     | 0- 0      | OVERALL        | 0- 4       | 0- 3        | 3- 18         |      |      |       |           |
| 1- 14             | 0- 1     | 0- 0      | HOME           | 0- 2       | 0- 2        | 1- 9          |      |      |       |           |
| 2- 12             | 0- 1     | 0- 0      | AWAY           | 0- 2       | 0- 1        | 2- 8          |      |      |       |           |
| 0- 1              | 0- 0     | 0- 0      | NEUTRAL        | 0- 0       | 0- 0        | 0- 1          |      |      |       |           |
| 1- 8              | 0- 0     | 0- 0      | NON-CONFERENCE | 0- 4       | 0- 1        | 1- 3          |      |      |       |           |
| 0- 5              | 0- 0     | 0- 0      | HOME           | 0- 2       | 0- 1        | 0- 2          |      |      |       |           |
| 1- 3              | 0- 0     | 0- 0      | AWAY           | 0- 2       | 0- 0        | 1- 1          |      |      |       |           |
| 0- 0              | 0- 0     | 0- 0      | NEUTRAL        | 0- 0       | 0- 0        | 0- 0          |      |      |       |           |
| 2- 19             | 0- 2     | 0- 0      | CONFERENCE     | 0- 0       | 0- 2        | 2- 15         |      |      |       |           |
| 1- 9              | 0- 1     | 0- 0      | HOME           | 0- 0       | 0- 1        | 1- 7          |      |      |       |           |
| 1- 9              | 0- 1     | 0- 0      | AWAY           | 0- 0       | 0- 1        | 1- 7          |      |      |       |           |
| 0- 1              | 0- 0     | 0- 0      | NEUTRAL        | 0- 0       | 0- 0        | 0- 1          |      |      |       |           |

| RPI 1-25                  |   |               |       | RPI 26-50 |   |               |       | RPI 51-100 |   |          |       | RPI 101+ Team's RPI: 322 |   |                     |       |
|---------------------------|---|---------------|-------|-----------|---|---------------|-------|------------|---|----------|-------|--------------------------|---|---------------------|-------|
| RPI                       | S | Opponent      | Score | RPI       | S | Opponent      | Score | RPI        | S | Opponent | Score | RPI                      | S | Opponent            | Score |
| 24                        | A | Quinnipiac    | 51 85 |           |   |               |       | 54         | H | American | 52 60 | 115                      | A | Marist              | 38 77 |
| 24                        | H | Quinnipiac    | 71 82 |           |   |               |       | 57         | A | Ohio     | 58 82 | 115                      | H | Marist              | 45 67 |
|                           |   |               |       |           |   |               |       | 73         | A | Fordham  | 41 70 | 136                      | H | Buffalo             | 58 68 |
|                           |   |               |       |           |   |               |       | 96         | H | Army     | 49 81 | 169                      | A | Siena               | 51 59 |
|                           |   |               |       |           |   |               |       |            |   |          |       | 169                      | H | Siena               | 51 66 |
|                           |   |               |       |           |   |               |       |            |   |          |       | 179                      | A | Fairfield           | 26 43 |
|                           |   |               |       |           |   |               |       |            |   |          |       | 179                      | H | Fairfield           | 54 72 |
|                           |   |               |       |           |   |               |       |            |   |          |       | 183                      | A | Holy Cross          | 66 60 |
|                           |   |               |       |           |   |               |       |            |   |          |       | 184                      | A | La Salle            | 48 61 |
|                           |   |               |       |           |   |               |       |            |   |          |       | 194                      | A | Iona                | 41 60 |
|                           |   |               |       |           |   |               |       |            |   |          |       | 194                      | H | Iona                | 62 79 |
|                           |   |               |       |           |   |               |       |            |   |          |       | 208                      | H | New Hampshire       | 54 58 |
|                           |   |               |       |           |   |               |       |            |   |          |       | 239                      | A | Niagara             | 36 64 |
|                           |   |               |       |           |   |               |       |            |   |          |       | 239                      | H | Niagara             | 46 53 |
|                           |   |               |       |           |   |               |       |            |   |          |       | 239                      | N | Niagara             | 51 57 |
|                           |   |               |       |           |   |               |       |            |   |          |       | 241                      | A | Monmouth            | 67 84 |
|                           |   |               |       |           |   |               |       |            |   |          |       | 241                      | H | Monmouth            | 69 73 |
|                           |   |               |       |           |   |               |       |            |   |          |       | 261                      | A | Canisius            | 44 55 |
|                           |   |               |       |           |   |               |       |            |   |          |       | 261                      | H | Canisius            | 45 56 |
|                           |   |               |       |           |   |               |       |            |   |          |       | 278                      | A | Rider               | 40 65 |
|                           |   |               |       |           |   |               |       |            |   |          |       | 278                      | H | Rider               | 55 52 |
|                           |   |               |       |           |   |               |       |            |   |          |       | 301                      | H | Fairleigh Dickinson | 54 73 |
|                           |   |               |       |           |   |               |       |            |   |          |       | 327                      | A | Saint Peter's       | 69 66 |
|                           |   |               |       |           |   |               |       |            |   |          |       | 327                      | H | Saint Peter's       | 58 68 |
| LAST 12 Division I GAMES: |   |               |       |           |   |               |       |            |   |          |       |                          |   |                     |       |
| 239                       | N | Niagara       | 51 57 | 278       | A | Rider         | 40 65 |            |   |          |       |                          |   |                     |       |
| 179                       | H | Fairfield     | 54 72 | 179       | A | Fairfield     | 26 43 |            |   |          |       |                          |   |                     |       |
| 241                       | A | Monmouth      | 67 84 | 327       | H | Saint Peter's | 58 68 |            |   |          |       |                          |   |                     |       |
| 24                        | H | Quinnipiac    | 71 82 | 194       | A | Iona          | 41 60 |            |   |          |       |                          |   |                     |       |
| 327                       | A | Saint Peter's | 69 66 | 239       | H | Niagara       | 46 53 |            |   |          |       |                          |   |                     |       |
| 169                       | H | Siena         | 51 66 | 115       | A | Marist        | 38 77 |            |   |          |       |                          |   |                     |       |

Non-Div I Games:

Manhattan

■ Loss, 
 ■ Non-Conf, 
 ■ S Site, 
 ■ Home 
 ■ A Away 
 N Neutral

|                              |          |           |                |             |               |          |      |       |           |
|------------------------------|----------|-----------|----------------|-------------|---------------|----------|------|-------|-----------|
| Average RPI Win: <b>234</b>  | WON-LOST | WINNING   | LAST 10        | STRENGTH OF | OPP. STRENGTH | TEAM     | ADJ. | CONF. | ADJ CONF. |
| Average RPI Loss: <b>132</b> | RECORD   | PCT. RANK | GAMES          | SCHEDULE    | OF SCHEDULE   | RPI      | RPI  | RPI   | RPI       |
| DIV. I ONLY                  | 21- 11   | 80        | 6- 4           | 210         | 212           | 115      | 115  | 24    | 24        |
| DIV. I NON-CONF.             | 4- 5     | 188       | 0- 0           | 106         | 99            | 171      | 171  | 24    | 24        |
| TOTALS                       | RPI 1-25 | RPI 26-50 | W-L RECORDS    | RPI 51-100  | RPI 101-150   | RPI 150+ |      |       |           |
| 21- 11                       | 0- 4     | 1- 1      | OVERALL        | 1- 1        | 0- 0          | 19- 5    |      |       |           |
| 10- 4                        | 0- 1     | 1- 0      | HOME           | 1- 1        | 0- 0          | 8- 2     |      |       |           |
| 8- 5                         | 0- 2     | 0- 0      | AWAY           | 0- 0        | 0- 0          | 8- 3     |      |       |           |
| 3- 2                         | 0- 1     | 0- 1      | NEUTRAL        | 0- 0        | 0- 0          | 3- 0     |      |       |           |
| 4- 5                         | 0- 1     | 1- 1      | NON-CONFERENCE | 1- 1        | 0- 0          | 2- 2     |      |       |           |
| 3- 1                         | 0- 0     | 1- 0      | HOME           | 1- 1        | 0- 0          | 1- 0     |      |       |           |
| 0- 3                         | 0- 1     | 0- 0      | AWAY           | 0- 0        | 0- 0          | 0- 2     |      |       |           |
| 1- 1                         | 0- 0     | 0- 1      | NEUTRAL        | 0- 0        | 0- 0          | 1- 0     |      |       |           |
| 17- 6                        | 0- 3     | 0- 0      | CONFERENCE     | 0- 0        | 0- 0          | 17- 3    |      |       |           |
| 7- 3                         | 0- 1     | 0- 0      | HOME           | 0- 0        | 0- 0          | 7- 2     |      |       |           |
| 8- 2                         | 0- 1     | 0- 0      | AWAY           | 0- 0        | 0- 0          | 8- 1     |      |       |           |
| 2- 1                         | 0- 1     | 0- 0      | NEUTRAL        | 0- 0        | 0- 0          | 2- 0     |      |       |           |

| RPI 1-25                  |   |            |       | RPI 26-50 |   |                  |       | RPI 51-100 |   |                 |       | RPI 101+ |   |               |       | Team's RPI: 115 |  |
|---------------------------|---|------------|-------|-----------|---|------------------|-------|------------|---|-----------------|-------|----------|---|---------------|-------|-----------------|--|
| RPI                       | S | Opponent   | Score | RPI       | S | Opponent         | Score | RPI        | S | Opponent        | Score | RPI      | S | Opponent      | Score |                 |  |
| 4                         | A | Baylor     | 60 90 | 45        | N | Stetson          | 50 57 | 83         | H | Albany (NY)     | 61 58 | 169      | A | Siena         | 56 46 |                 |  |
| 24                        | A | Quinnipiac | 55 73 | 47        | H | South Dakota St. | 82 64 | 85         | H | St. John's (NY) | 48 49 | 169      | H | Siena         | 65 58 |                 |  |
| 24                        | H | Quinnipiac | 62 80 |           |   |                  |       |            |   |                 |       | 179      | A | Fairfield     | 56 50 |                 |  |
| 24                        | N | Quinnipiac | 61 72 |           |   |                  |       |            |   |                 |       | 179      | H | Fairfield     | 55 56 |                 |  |
|                           |   |            |       |           |   |                  |       |            |   |                 |       | 179      | N | Fairfield     | 67 50 |                 |  |
|                           |   |            |       |           |   |                  |       |            |   |                 |       | 194      | A | Iona          | 63 58 |                 |  |
|                           |   |            |       |           |   |                  |       |            |   |                 |       | 194      | H | Iona          | 59 54 |                 |  |
|                           |   |            |       |           |   |                  |       |            |   |                 |       | 197      | A | Delaware      | 60 70 |                 |  |
|                           |   |            |       |           |   |                  |       |            |   |                 |       | 239      | A | Niagara       | 75 66 |                 |  |
|                           |   |            |       |           |   |                  |       |            |   |                 |       | 239      | H | Niagara       | 65 70 |                 |  |
|                           |   |            |       |           |   |                  |       |            |   |                 |       | 241      | A | Monmouth      | 63 60 |                 |  |
|                           |   |            |       |           |   |                  |       |            |   |                 |       | 241      | H | Monmouth      | 75 65 |                 |  |
|                           |   |            |       |           |   |                  |       |            |   |                 |       | 261      | A | Canisius      | 63 49 |                 |  |
|                           |   |            |       |           |   |                  |       |            |   |                 |       | 261      | H | Canisius      | 74 64 |                 |  |
|                           |   |            |       |           |   |                  |       |            |   |                 |       | 273      | N | Utah St.      | 68 65 |                 |  |
|                           |   |            |       |           |   |                  |       |            |   |                 |       | 278      | A | Rider         | 65 56 |                 |  |
|                           |   |            |       |           |   |                  |       |            |   |                 |       | 278      | H | Rider         | 60 46 |                 |  |
|                           |   |            |       |           |   |                  |       |            |   |                 |       | 304      | A | Northeastern  | 51 58 |                 |  |
|                           |   |            |       |           |   |                  |       |            |   |                 |       | 321      | H | Boston U.     | 77 50 |                 |  |
|                           |   |            |       |           |   |                  |       |            |   |                 |       | 322      | A | Manhattan     | 67 45 |                 |  |
|                           |   |            |       |           |   |                  |       |            |   |                 |       | 322      | H | Manhattan     | 77 38 |                 |  |
|                           |   |            |       |           |   |                  |       |            |   |                 |       | 327      | A | Saint Peter's | 58 66 |                 |  |
|                           |   |            |       |           |   |                  |       |            |   |                 |       | 327      | H | Saint Peter's | 77 51 |                 |  |
|                           |   |            |       |           |   |                  |       |            |   |                 |       | 327      | N | Saint Peter's | 62 57 |                 |  |
| LAST 12 Division I GAMES: |   |            |       |           |   |                  |       |            |   |                 |       |          |   |               |       |                 |  |
|                           |   |            |       | 24        | N | Quinnipiac       | 61 72 |            |   |                 |       | 194      | H | Iona          | 59 54 |                 |  |
|                           |   |            |       | 179       | N | Fairfield        | 67 50 |            |   |                 |       | 239      | H | Niagara       | 65 70 |                 |  |
|                           |   |            |       | 327       | N | Saint Peter's    | 62 57 |            |   |                 |       | 24       | H | Quinnipiac    | 62 80 |                 |  |
|                           |   |            |       | 278       | A | Rider            | 65 56 |            |   |                 |       | 261      | A | Canisius      | 63 49 |                 |  |
|                           |   |            |       | 327       | A | Saint Peter's    | 58 66 |            |   |                 |       | 239      | A | Niagara       | 75 66 |                 |  |
|                           |   |            |       | 179       | A | Fairfield        | 56 50 |            |   |                 |       | 194      | A | Iona          | 63 58 |                 |  |

Non-Div I Games:

Marist

■ Loss, 
 ■ Non-Conf, 
 ■ S Site, 
 ■ H Home 
 ■ A Away 
 N Neutral

|                   |          |           |                |            |             |               |      |      |       |           |
|-------------------|----------|-----------|----------------|------------|-------------|---------------|------|------|-------|-----------|
| Average RPI Win:  | 212      | WON-LOST  | WINNING        | LAST 10    | STRENGTH OF | OPP. STRENGTH | TEAM | ADJ. | CONF. | ADJ CONF. |
| Average RPI Loss: | 114      | RECORD    | PCT. RANK      | GAMES      | SCHEDULE    | OF SCHEDULE   | RPI  | RPI  | RPI   | RPI       |
| DIV. I ONLY       | 9- 22    | 286       | 5- 5           | 134        | 77          | 247           | 247  | 10   | 10    |           |
| DIV. I NON-CONF.  | 4- 7     | 221       | 0- 0           | 168        | 63          | 249           | 249  | 9    | 9     |           |
| TOTALS            | RPI 1-25 | RPI 26-50 | W-L RECORDS    | RPI 51-100 | RPI 101-150 | RPI 150+      |      |      |       |           |
| 9- 22             | 0- 2     | 1- 4      | OVERALL        | 1- 7       | 1- 2        | 6- 7          |      |      |       |           |
| 6- 10             | 0- 1     | 1- 1      | HOME           | 1- 4       | 0- 1        | 4- 3          |      |      |       |           |
| 2- 11             | 0- 1     | 0- 2      | AWAY           | 0- 3       | 1- 1        | 1- 4          |      |      |       |           |
| 1- 1              | 0- 0     | 0- 1      | NEUTRAL        | 0- 0       | 0- 0        | 1- 0          |      |      |       |           |
| 4- 7              | 0- 2     | 0- 0      | NON-CONFERENCE | 1- 1       | 0- 1        | 3- 3          |      |      |       |           |
| 4- 3              | 0- 1     | 0- 0      | HOME           | 1- 1       | 0- 0        | 3- 1          |      |      |       |           |
| 0- 4              | 0- 1     | 0- 0      | AWAY           | 0- 0       | 0- 1        | 0- 2          |      |      |       |           |
| 0- 0              | 0- 0     | 0- 0      | NEUTRAL        | 0- 0       | 0- 0        | 0- 0          |      |      |       |           |
| 5- 15             | 0- 0     | 1- 4      | CONFERENCE     | 0- 6       | 1- 1        | 3- 4          |      |      |       |           |
| 2- 7              | 0- 0     | 1- 1      | HOME           | 0- 3       | 0- 1        | 1- 2          |      |      |       |           |
| 2- 7              | 0- 0     | 0- 2      | AWAY           | 0- 3       | 1- 0        | 1- 2          |      |      |       |           |
| 1- 1              | 0- 0     | 0- 1      | NEUTRAL        | 0- 0       | 0- 0        | 1- 0          |      |      |       |           |

| RPI 1-25                  |   |           |       | RPI 26-50 |   |            |        | RPI 51-100 |   |                 |       | RPI 101+ Team's RPI: 247 |   |                |       |
|---------------------------|---|-----------|-------|-----------|---|------------|--------|------------|---|-----------------|-------|--------------------------|---|----------------|-------|
| RPI                       | S | Opponent  | Score | RPI       | S | Opponent   | Score  | RPI        | S | Opponent        | Score | RPI                      | S | Opponent       | Score |
| 15                        | A | Duke      | 51 83 | 37        | A | DePaul     | 82 99  | 63         | H | Vanderbilt      | 80 67 | 144                      | A | Butler         | 77 74 |
| 25                        | H | Green Bay | 66 94 | 37        | H | DePaul     | 67 101 | 72         | H | South Dakota    | 65 69 | 144                      | H | Butler         | 67 76 |
|                           |   |           |       | 40        | A | Seton Hall | 58 88  | 76         | A | Villanova       | 48 68 | 150                      | A | Auburn         | 53 79 |
|                           |   |           |       | 40        | H | Seton Hall | 73 70  | 76         | H | Villanova       | 59 75 | 156                      | H | Northern Ky.   | 68 77 |
|                           |   |           |       | 40        | N | Seton Hall | 51 77  | 85         | A | St. John's (NY) | 52 67 | 160                      | A | Wisconsin      | 64 89 |
|                           |   |           |       |           |   |            |        | 85         | H | St. John's (NY) | 52 64 | 185                      | A | Wake Forest    | 77 89 |
|                           |   |           |       |           |   |            |        | 88         | A | Creighton       | 60 82 | 189                      | A | Xavier         | 72 91 |
|                           |   |           |       |           |   |            |        | 88         | H | Creighton       | 75 93 | 189                      | H | Xavier         | 71 74 |
|                           |   |           |       |           |   |            |        |            |   |                 |       | 233                      | H | Western Ill.   | 65 57 |
|                           |   |           |       |           |   |            |        |            |   |                 |       | 269                      | A | Providence     | 72 64 |
|                           |   |           |       |           |   |            |        |            |   |                 |       | 269                      | H | Providence     | 58 66 |
|                           |   |           |       |           |   |            |        |            |   |                 |       | 269                      | N | Providence     | 78 75 |
|                           |   |           |       |           |   |            |        |            |   |                 |       | 283                      | H | Milwaukee      | 85 80 |
|                           |   |           |       |           |   |            |        |            |   |                 |       | 300                      | A | Georgetown     | 76 83 |
|                           |   |           |       |           |   |            |        |            |   |                 |       | 300                      | H | Georgetown     | 80 73 |
|                           |   |           |       |           |   |            |        |            |   |                 |       | 307                      | H | Loyola Chicago | 86 71 |
| LAST 12 Division I GAMES: |   |           |       |           |   |            |        |            |   |                 |       |                          |   |                |       |
|                           |   |           |       | 40        | N | Seton Hall | 51 77  | 85         | H | St. John's (NY) | 52 64 |                          |   |                |       |
|                           |   |           |       | 269       | N | Providence | 78 75  | 144        | A | Butler          | 77 74 |                          |   |                |       |
|                           |   |           |       | 37        | A | DePaul     | 82 99  | 189        | A | Xavier          | 72 91 |                          |   |                |       |
|                           |   |           |       | 88        | A | Creighton  | 60 82  | 300        | H | Georgetown      | 80 73 |                          |   |                |       |
|                           |   |           |       | 269       | A | Providence | 72 64  | 76         | H | Villanova       | 59 75 |                          |   |                |       |
|                           |   |           |       | 40        | H | Seton Hall | 73 70  | 88         | H | Creighton       | 75 93 |                          |   |                |       |

Non-Div I Games:

Marquette

■ Loss, 
■ Non-Conf, 
■ S Site, 
■ H Home 
■ A Away 
N Neutral

## Marshall

Through Games Of March 10, 2015

|                   |          |           |                |            |             |               |      |      |       |           |
|-------------------|----------|-----------|----------------|------------|-------------|---------------|------|------|-------|-----------|
| Average RPI Win:  | 231      | WON-LOST  | WINNING        | LAST 10    | STRENGTH OF | OPP. STRENGTH | TEAM | ADJ. | CONF. | ADJ CONF. |
| Average RPI Loss: | 149      | RECORD    | PCT. RANK      | GAMES      | SCHEDULE    | OF SCHEDULE   | RPI  | RPI  | RPI   | RPI       |
| DIV. I ONLY       | 14- 13   | 166       | 3- 7           | 201        | 237         | 175           | 175  | 17   | 17    |           |
| DIV. I NON-CONF.  | 6- 3     | 92        | 0- 0           | 231        | 333         | 105           | 105  | 18   | 18    |           |
| TOTALS            | RPI 1-25 | RPI 26-50 | W-L RECORDS    | RPI 51-100 | RPI 101-150 | RPI 150+      |      |      |       |           |
| 14- 13            | 0- 0     | 0- 2      | OVERALL        | 1- 2       | 2- 3        | 11- 6         |      |      |       |           |
| 6- 5              | 0- 0     | 0- 1      | HOME           | 1- 1       | 0- 2        | 5- 1          |      |      |       |           |
| 7- 7              | 0- 0     | 0- 1      | AWAY           | 0- 0       | 2- 1        | 5- 5          |      |      |       |           |
| 1- 1              | 0- 0     | 0- 0      | NEUTRAL        | 0- 1       | 0- 0        | 1- 0          |      |      |       |           |
| 6- 3              | 0- 0     | 0- 0      | NON-CONFERENCE | 0- 1       | 1- 1        | 5- 1          |      |      |       |           |
| 2- 0              | 0- 0     | 0- 0      | HOME           | 0- 0       | 0- 0        | 2- 0          |      |      |       |           |
| 3- 2              | 0- 0     | 0- 0      | AWAY           | 0- 0       | 1- 1        | 2- 1          |      |      |       |           |
| 1- 1              | 0- 0     | 0- 0      | NEUTRAL        | 0- 1       | 0- 0        | 1- 0          |      |      |       |           |
| 8- 10             | 0- 0     | 0- 2      | CONFERENCE     | 1- 1       | 1- 2        | 6- 5          |      |      |       |           |
| 4- 5              | 0- 0     | 0- 1      | HOME           | 1- 1       | 0- 2        | 3- 1          |      |      |       |           |
| 4- 5              | 0- 0     | 0- 1      | AWAY           | 0- 0       | 1- 0        | 3- 4          |      |      |       |           |
| 0- 0              | 0- 0     | 0- 0      | NEUTRAL        | 0- 0       | 0- 0        | 0- 0          |      |      |       |           |

| RPI 1-25                  |   |          | RPI 26-50 |     |   | RPI 51-100    |       |     | RPI 101+ Team's RPI: 175 |                |       |
|---------------------------|---|----------|-----------|-----|---|---------------|-------|-----|--------------------------|----------------|-------|
| RPI                       | S | Opponent | Score     | RPI | S | Opponent      | Score | RPI | S                        | Opponent       | Score |
|                           |   |          |           | 30  | A | Western Ky.   | 60 74 | 66  | H                        | Middle Tenn.   | 48 74 |
|                           |   |          |           | 30  | H | Western Ky.   | 53 67 | 75  | N                        | West Virginia  | 56 69 |
|                           |   |          |           |     |   |               |       | 93  | H                        | Southern Miss. | 67 65 |
| LAST 12 Division I GAMES: |   |          |           |     |   |               |       |     |                          |                |       |
|                           |   |          |           | 174 | H | Charlotte     | 58 66 | 30  | A                        | Western Ky.    | 60 74 |
|                           |   |          |           | 128 | H | Old Dominion  | 55 67 | 330 | A                        | North Texas    | 42 45 |
|                           |   |          |           | 217 | A | Fla. Atlantic | 73 83 | 266 | A                        | Rice           | 72 69 |
|                           |   |          |           | 333 | A | FIU           | 74 50 | 121 | H                        | Louisiana Tech | 67 68 |
|                           |   |          |           | 182 | H | UAB           | 71 52 | 93  | H                        | Southern Miss. | 67 65 |
|                           |   |          |           | 66  | H | Middle Tenn.  | 48 74 | 244 | A                        | UTEP           | 76 71 |
|                           |   |          |           |     |   |               |       | 334 | A                        | Coastal Caro.  | 77 65 |

Non-Div I Games: Salem Int'l 84 41 Brescia 127 56

Marshall

Loss, Non-Conf, S Site, H Home A Away N Neutral

Maryland

Through Games Of March 10, 2015

|                   |          |           |                |            |             |               |      |      |       |           |
|-------------------|----------|-----------|----------------|------------|-------------|---------------|------|------|-------|-----------|
| Average RPI Win:  | 115      | WON-LOST  | WINNING        | LAST 10    | STRENGTH OF | OPP. STRENGTH | TEAM | ADJ. | CONF. | ADJ CONF. |
| Average RPI Loss: | 36       | RECORD    | PCT. RANK      | GAMES      | SCHEDULE    | OF SCHEDULE   | RPI  | RPI  | RPI   | RPI       |
| DIV. I ONLY       | 30- 2    | 4         | 10- 0          | 30         | 37          | 6             | 6    | 4    | 4     |           |
| DIV. I NON-CONF.  | 9- 2     | 35        | 0- 0           | 73         | 104         | 27            | 27   | 2    | 2     |           |
| TOTALS            | RPI 1-25 | RPI 26-50 | W-L RECORDS    | RPI 51-100 | RPI 101-150 | RPI 150+      |      |      |       |           |
| 30- 2             | 2- 1     | 11- 0     | OVERALL        | 5- 1       | 2- 0        | 10- 0         |      |      |       |           |
| 15- 0             | 1- 0     | 4- 0      | HOME           | 2- 0       | 2- 0        | 6- 0          |      |      |       |           |
| 11- 1             | 1- 1     | 4- 0      | AWAY           | 2- 0       | 0- 0        | 4- 0          |      |      |       |           |
| 4- 1              | 0- 0     | 3- 0      | NEUTRAL        | 1- 1       | 0- 0        | 0- 0          |      |      |       |           |
| 9- 2              | 1- 1     | 2- 0      | NON-CONFERENCE | 1- 1       | 0- 0        | 5- 0          |      |      |       |           |
| 6- 0              | 0- 0     | 1- 0      | HOME           | 1- 0       | 0- 0        | 4- 0          |      |      |       |           |
| 2- 1              | 1- 1     | 0- 0      | AWAY           | 0- 0       | 0- 0        | 1- 0          |      |      |       |           |
| 1- 1              | 0- 0     | 1- 0      | NEUTRAL        | 0- 1       | 0- 0        | 0- 0          |      |      |       |           |
| 21- 0             | 1- 0     | 9- 0      | CONFERENCE     | 4- 0       | 2- 0        | 5- 0          |      |      |       |           |
| 9- 0              | 1- 0     | 3- 0      | HOME           | 1- 0       | 2- 0        | 2- 0          |      |      |       |           |
| 9- 0              | 0- 0     | 4- 0      | AWAY           | 2- 0       | 0- 0        | 3- 0          |      |      |       |           |
| 3- 0              | 0- 0     | 2- 0      | NEUTRAL        | 1- 0       | 0- 0        | 0- 0          |      |      |       |           |

| RPI                       | S | Opponent          | Score | RPI | S | Opponent      | Score | RPI | S | Opponent       | Score | RPI | S | Opponent        | Score  |
|---------------------------|---|-------------------|-------|-----|---|---------------|-------|-----|---|----------------|-------|-----|---|-----------------|--------|
| 1                         | A | Notre Dame        | 72 92 | 26  | H | South Fla.    | 85 67 | 54  | H | American       | 94 50 | 109 | H | Illinois        | 74 54  |
| 9                         | H | Iowa              | 93 88 | 27  | H | Ohio St.      | 87 78 | 69  | A | Michigan       | 91 65 | 130 | H | Purdue          | 88 64  |
| 11                        | A | George Washington | 75 65 | 27  | N | Ohio St.      | 77 74 | 70  | N | Washington St. | 64 70 | 160 | A | Wisconsin       | 81 70  |
|                           |   |                   |       | 28  | N | James Madison | 80 64 | 78  | A | Michigan St.   | 75 69 | 166 | A | Indiana         | 84 74  |
|                           |   |                   |       | 33  | A | Northwestern  | 69 48 | 78  | H | Michigan St.   | 85 56 | 166 | H | Indiana         | 83 72  |
|                           |   |                   |       | 33  | N | Northwestern  | 74 63 | 78  | N | Michigan St.   | 70 60 | 227 | A | Penn St.        | 77 62  |
|                           |   |                   |       | 36  | A | Nebraska      | 75 47 |     |   |                |       | 227 | H | Penn St.        | 65 34  |
|                           |   |                   |       | 36  | H | Nebraska      | 59 47 |     |   |                |       | 243 | H | Towson          | 81 52  |
|                           |   |                   |       | 42  | A | Rutgers       | 71 59 |     |   |                |       | 286 | H | Loyola Maryland | 65 43  |
|                           |   |                   |       | 42  | H | Rutgers       | 80 69 |     |   |                |       | 320 | H | Mt. St. Mary's  | 109 45 |
|                           |   |                   |       | 43  | A | Minnesota     | 77 73 |     |   |                |       | 325 | H | Wagner          | 97 24  |
|                           |   |                   |       |     |   |               |       |     |   |                |       | 338 | A | Coppin St.      | 110 51 |
| LAST 12 Division I GAMES: |   |                   |       |     |   |               |       |     |   |                |       |     |   |                 |        |
|                           |   |                   |       | 27  | N | Ohio St.      | 77 74 | 160 | A | Wisconsin      | 81 70 |     |   |                 |        |
|                           |   |                   |       | 33  | N | Northwestern  | 74 63 | 78  | A | Michigan St.   | 75 69 |     |   |                 |        |
|                           |   |                   |       | 78  | N | Michigan St.  | 70 60 | 42  | H | Rutgers        | 80 69 |     |   |                 |        |
|                           |   |                   |       | 33  | A | Northwestern  | 69 48 | 36  | H | Nebraska       | 59 47 |     |   |                 |        |
|                           |   |                   |       | 166 | H | Indiana       | 83 72 | 227 | A | Penn St.       | 77 62 |     |   |                 |        |
|                           |   |                   |       | 227 | H | Penn St.      | 65 34 | 9   | H | Iowa           | 93 88 |     |   |                 |        |

Non-Div I Games:

Maryland

Loss, Non-Conf, S Site, H Home A Away N Neutral

## Massachusetts

Through Games Of March 10, 2015

| Average RPI Win:  | 193      | WON-LOST  | WINNING        | LAST 10    | STRENGTH OF | OPP. STRENGTH | TEAM | ADJ. | CONF. | ADJ CONF. |
|-------------------|----------|-----------|----------------|------------|-------------|---------------|------|------|-------|-----------|
| Average RPI Loss: | 108      | RECORD    | PCT. RANK      | GAMES      | SCHEDULE    | OF SCHEDULE   | RPI  | RPI  | RPI   | RPI       |
| DIV. I ONLY       | 12- 18   | 241       | 4- 6           | 85         | 102         | 192           | 192  | 6    | 6     |           |
| DIV. I NON-CONF.  | 6- 6     | 158       | 0- 0           | 130        | 160         | 147           | 147  | 6    | 6     |           |
| TOTALS            | RPI 1-25 | RPI 26-50 | W-L RECORDS    | RPI 51-100 | RPI 101-150 | RPI 150+      |      |      |       |           |
| 12- 18            | 0- 3     | 0- 1      | OVERALL        | 3- 5       | 1- 3        | 8- 6          |      |      |       |           |
| 8- 5              | 0- 1     | 0- 1      | HOME           | 2- 0       | 1- 1        | 5- 2          |      |      |       |           |
| 3- 10             | 0- 1     | 0- 0      | AWAY           | 1- 3       | 0- 2        | 2- 4          |      |      |       |           |
| 1- 3              | 0- 1     | 0- 0      | NEUTRAL        | 0- 2       | 0- 0        | 1- 0          |      |      |       |           |
| 6- 6              | 0- 1     | 0- 0      | NON-CONFERENCE | 2- 2       | 0- 1        | 4- 2          |      |      |       |           |
| 4- 1              | 0- 0     | 0- 0      | HOME           | 2- 0       | 0- 1        | 2- 0          |      |      |       |           |
| 2- 3              | 0- 0     | 0- 0      | AWAY           | 0- 1       | 0- 0        | 2- 2          |      |      |       |           |
| 0- 2              | 0- 1     | 0- 0      | NEUTRAL        | 0- 1       | 0- 0        | 0- 0          |      |      |       |           |
| 6- 12             | 0- 2     | 0- 1      | CONFERENCE     | 1- 3       | 1- 2        | 4- 4          |      |      |       |           |
| 4- 4              | 0- 1     | 0- 1      | HOME           | 0- 0       | 1- 0        | 3- 2          |      |      |       |           |
| 1- 7              | 0- 1     | 0- 0      | AWAY           | 1- 2       | 0- 2        | 0- 2          |      |      |       |           |
| 1- 1              | 0- 0     | 0- 0      | NEUTRAL        | 0- 1       | 0- 0        | 1- 0          |      |      |       |           |

| RPI S                     | Opponent          | Score | RPI S | Opponent        | Score | RPI S | Opponent       | Score | RPI S | Opponent        | Score | Team's RPI: 192 |
|---------------------------|-------------------|-------|-------|-----------------|-------|-------|----------------|-------|-------|-----------------|-------|-----------------|
| 10 N                      | Florida St.       | 47 73 | 48 H  | Duquesne        | 49 69 | 54 H  | American       | 71 61 | 116 H | Harvard         | 62 75 |                 |
| 11 H                      | George Washington | 54 69 |       |                 |       | 57 N  | Ohio           | 52 59 | 129 A | Rhode Island    | 58 70 |                 |
| 13 A                      | Dayton            | 60 69 |       |                 |       | 73 A  | Fordham        | 42 65 | 129 H | Rhode Island    | 78 70 |                 |
|                           |                   |       |       |                 |       | 86 A  | Saint Joseph's | 65 47 | 141 A | VCU             | 43 65 |                 |
|                           |                   |       |       |                 |       | 90 A  | Richmond       | 44 64 | 151 H | Saint Louis     | 67 75 |                 |
|                           |                   |       |       |                 |       | 90 N  | Richmond       | 63 67 | 165 A | St. Bonaventure | 53 65 |                 |
|                           |                   |       |       |                 |       | 91 H  | Maine          | 68 60 | 165 H | St. Bonaventure | 57 77 |                 |
|                           |                   |       |       |                 |       | 94 A  | Western Mich.  | 41 63 | 165 N | St. Bonaventure | 55 49 |                 |
|                           |                   |       |       |                 |       |       |                |       | 168 A | Central Mich.   | 70 72 |                 |
|                           |                   |       |       |                 |       |       |                |       | 183 H | Holy Cross      | 72 61 |                 |
|                           |                   |       |       |                 |       |       |                |       | 184 A | La Salle        | 69 71 |                 |
|                           |                   |       |       |                 |       |       |                |       | 184 H | La Salle        | 71 68 |                 |
|                           |                   |       |       |                 |       |       |                |       | 234 A | Georgia St.     | 66 71 |                 |
|                           |                   |       |       |                 |       |       |                |       | 235 H | George Mason    | 85 79 |                 |
|                           |                   |       |       |                 |       |       |                |       | 264 H | Davidson        | 60 49 |                 |
|                           |                   |       |       |                 |       |       |                |       | 271 H | UCF             | 67 62 |                 |
|                           |                   |       |       |                 |       |       |                |       | 321 A | Boston U.       | 78 57 |                 |
|                           |                   |       |       |                 |       |       |                |       | 330 A | North Texas     | 56 46 |                 |
| LAST 12 Division I GAMES: |                   |       |       |                 |       |       |                |       |       |                 |       |                 |
| 90 N                      | Richmond          | 63 67 | 48 H  | Duquesne        | 49 69 | 235 H | George Mason   | 85 79 |       |                 |       |                 |
| 165 N                     | St. Bonaventure   | 55 49 | 184 A | La Salle        | 69 71 | 129 A | Rhode Island   | 58 70 |       |                 |       |                 |
| 129 H                     | Rhode Island      | 78 70 | 165 H | St. Bonaventure | 57 77 | 90 A  | Richmond       | 44 64 |       |                 |       |                 |
| 13 A                      | Dayton            | 60 69 |       |                 |       |       |                |       |       |                 |       |                 |
| 141 A                     | VCU               | 43 65 |       |                 |       |       |                |       |       |                 |       |                 |
| 264 H                     | Davidson          | 60 49 |       |                 |       |       |                |       |       |                 |       |                 |

Non-Div I Games:

Massachusetts

■ Loss, 
■ Non-Conf, 
■ S Site, 
■ Home 
■ A Away 
N Neutral

|                   |          |           |                |            |             |               |      |      |       |           |
|-------------------|----------|-----------|----------------|------------|-------------|---------------|------|------|-------|-----------|
| Average RPI Win:  | 247      | WON-LOST  | WINNING        | LAST 10    | STRENGTH OF | OPP. STRENGTH | TEAM | ADJ. | CONF. | ADJ CONF. |
| Average RPI Loss: | 186      | RECORD    | PCT. RANK      | GAMES      | SCHEDULE    | OF SCHEDULE   | RPI  | RPI  | RPI   | RPI       |
| DIV. I ONLY       | 13- 12   | 164       | 6- 4           | 251        | 283         | 211           | 211  | 27   | 27    |           |
| DIV. I NON-CONF.  | 2- 5     | 259       | 0- 0           | 50         | 58          | 196           | 196  | 27   | 27    |           |
| TOTALS            | RPI 1-25 | RPI 26-50 | W-L RECORDS    | RPI 51-100 | RPI 101-150 | RPI 150+      |      |      |       |           |
| 13- 12            | 0- 1     | 0- 1      | OVERALL        | 1- 1       | 1- 0        | 11- 9         |      |      |       |           |
| 9- 3              | 0- 0     | 0- 0      | HOME           | 1- 1       | 1- 0        | 7- 2          |      |      |       |           |
| 4- 9              | 0- 1     | 0- 1      | AWAY           | 0- 0       | 0- 0        | 4- 7          |      |      |       |           |
| 0- 0              | 0- 0     | 0- 0      | NEUTRAL        | 0- 0       | 0- 0        | 0- 0          |      |      |       |           |
| 2- 5              | 0- 1     | 0- 1      | NON-CONFERENCE | 1- 1       | 0- 0        | 1- 2          |      |      |       |           |
| 2- 1              | 0- 0     | 0- 0      | HOME           | 1- 1       | 0- 0        | 1- 0          |      |      |       |           |
| 0- 4              | 0- 1     | 0- 1      | AWAY           | 0- 0       | 0- 0        | 0- 2          |      |      |       |           |
| 0- 0              | 0- 0     | 0- 0      | NEUTRAL        | 0- 0       | 0- 0        | 0- 0          |      |      |       |           |
| 11- 7             | 0- 0     | 0- 0      | CONFERENCE     | 0- 0       | 1- 0        | 10- 7         |      |      |       |           |
| 7- 2              | 0- 0     | 0- 0      | HOME           | 0- 0       | 1- 0        | 6- 2          |      |      |       |           |
| 4- 5              | 0- 0     | 0- 0      | AWAY           | 0- 0       | 0- 0        | 4- 5          |      |      |       |           |
| 0- 0              | 0- 0     | 0- 0      | NEUTRAL        | 0- 0       | 0- 0        | 0- 0          |      |      |       |           |

| RPI 1-25                  |   |                  |       | RPI 26-50 |   |                  |       | RPI 51-100 |   |                |       | RPI 101+ Team's RPI: 211 |   |                    |         |
|---------------------------|---|------------------|-------|-----------|---|------------------|-------|------------|---|----------------|-------|--------------------------|---|--------------------|---------|
| RPI                       | S | Opponent         | Score | RPI       | S | Opponent         | Score | RPI        | S | Opponent       | Score | RPI                      | S | Opponent           | Score   |
| 21                        | A | Texas            | 59 76 | 34        | A | Texas A&M        | 27 93 | 53         | H | Tulane         | 55 75 | 127                      | H | Stephen F. Austin  | 73 67   |
|                           |   |                  |       |           |   |                  |       | 93         | H | Southern Miss. | 57 55 | 186                      | A | Lamar              | 67 75   |
|                           |   |                  |       |           |   |                  |       |            |   |                |       | 186                      | H | Lamar              | 98 77   |
|                           |   |                  |       |           |   |                  |       |            |   |                |       | 190                      | H | Texas Southern     | 74 70   |
|                           |   |                  |       |           |   |                  |       |            |   |                |       | 210                      | A | Nicholls St.       | 59 70   |
|                           |   |                  |       |           |   |                  |       |            |   |                |       | 210                      | H | Nicholls St.       | 68 73   |
|                           |   |                  |       |           |   |                  |       |            |   |                |       | 220                      | A | La.-Monroe         | 63 66   |
|                           |   |                  |       |           |   |                  |       |            |   |                |       | 228                      | A | Northwestern St.   | 54 75   |
|                           |   |                  |       |           |   |                  |       |            |   |                |       | 228                      | H | Northwestern St.   | 68 57   |
|                           |   |                  |       |           |   |                  |       |            |   |                |       | 246                      | A | A&M-Corpus Christi | 65 76   |
|                           |   |                  |       |           |   |                  |       |            |   |                |       | 249                      | A | Central Ark.       | 65 63   |
|                           |   |                  |       |           |   |                  |       |            |   |                |       | 249                      | H | Central Ark.       | 72 68   |
|                           |   |                  |       |           |   |                  |       |            |   |                |       | 256                      | H | Abilene Christian  | 59 75   |
|                           |   |                  |       |           |   |                  |       |            |   |                |       | 266                      | A | Rice               | 55 57   |
|                           |   |                  |       |           |   |                  |       |            |   |                |       | 282                      | H | Houston Baptist    | 60 57   |
|                           |   |                  |       |           |   |                  |       |            |   |                |       | 296                      | A | Sam Houston St.    | 79 74   |
|                           |   |                  |       |           |   |                  |       |            |   |                |       | 302                      | A | New Orleans        | 86 90   |
|                           |   |                  |       |           |   |                  |       |            |   |                |       | 302                      | H | New Orleans        | 82 58   |
|                           |   |                  |       |           |   |                  |       |            |   |                |       | 332                      | A | Southeastern La.   | 78 57   |
|                           |   |                  |       |           |   |                  |       |            |   |                |       | 332                      | H | Southeastern La.   | 66 62   |
|                           |   |                  |       |           |   |                  |       |            |   |                |       | 341                      | A | Incarinate Word    | 104 101 |
| LAST 12 Division I GAMES: |   |                  |       |           |   |                  |       |            |   |                |       |                          |   |                    |         |
| 249                       | H | Central Ark.     | 72 68 | 332       | H | Southeastern La. | 66 62 |            |   |                |       |                          |   |                    |         |
| 210                       | H | Nicholls St.     | 68 73 | 210       | A | Nicholls St.     | 59 70 |            |   |                |       |                          |   |                    |         |
| 186                       | H | Lamar            | 98 77 | 302       | A | New Orleans      | 86 90 |            |   |                |       |                          |   |                    |         |
| 186                       | A | Lamar            | 67 75 | 302       | H | New Orleans      | 82 58 |            |   |                |       |                          |   |                    |         |
| 249                       | A | Central Ark.     | 65 63 | 332       | A | Southeastern La. | 78 57 |            |   |                |       |                          |   |                    |         |
| 228                       | H | Northwestern St. | 68 57 | 228       | A | Northwestern St. | 54 75 |            |   |                |       |                          |   |                    |         |

Non-Div I Games: Centenary (LA) 86 35 Wiley 67 66 LSU-Alexandria 79 70 Louisiana Col. 83 61  
McNeese St.

| Average RPI Win:  | 240      | WON-LOST  | WINNING        | LAST 10    | STRENGTH OF | OPP. STRENGTH | TEAM | ADJ. | CONF. | ADJ CONF. |
|-------------------|----------|-----------|----------------|------------|-------------|---------------|------|------|-------|-----------|
| Average RPI Loss: | 78       | RECORD    | PCT. RANK      | GAMES      | SCHEDULE    | OF SCHEDULE   | RPI  | RPI  | RPI   | RPI       |
| DIV. I ONLY       | 14- 17   | 206       | 3- 7           | 129        | 84          | 187           | 187  | 8    | 8     |           |
| DIV. I NON-CONF.  | 6- 5     | 145       | 0- 0           | 159        | 129         | 164           | 164  | 8    | 8     |           |
| TOTALS            | RPI 1-25 | RPI 26-50 | W-L RECORDS    | RPI 51-100 | RPI 101-150 | RPI 150+      |      |      |       |           |
| 14- 17            | 0- 3     | 0- 5      | OVERALL        | 1- 2       | 1- 5        | 12- 2         |      |      |       |           |
| 9- 7              | 0- 1     | 0- 3      | HOME           | 1- 0       | 1- 2        | 7- 1          |      |      |       |           |
| 4- 9              | 0- 2     | 0- 1      | AWAY           | 0- 2       | 0- 3        | 4- 1          |      |      |       |           |
| 1- 1              | 0- 0     | 0- 1      | NEUTRAL        | 0- 0       | 0- 0        | 1- 0          |      |      |       |           |
| 6- 5              | 0- 1     | 0- 2      | NON-CONFERENCE | 0- 0       | 1- 1        | 5- 1          |      |      |       |           |
| 5- 2              | 0- 0     | 0- 2      | HOME           | 0- 0       | 1- 0        | 4- 0          |      |      |       |           |
| 1- 3              | 0- 1     | 0- 0      | AWAY           | 0- 0       | 0- 1        | 1- 1          |      |      |       |           |
| 0- 0              | 0- 0     | 0- 0      | NEUTRAL        | 0- 0       | 0- 0        | 0- 0          |      |      |       |           |
| 8- 12             | 0- 2     | 0- 3      | CONFERENCE     | 1- 2       | 0- 4        | 7- 1          |      |      |       |           |
| 4- 5              | 0- 1     | 0- 1      | HOME           | 1- 0       | 0- 2        | 3- 1          |      |      |       |           |
| 3- 6              | 0- 1     | 0- 1      | AWAY           | 0- 2       | 0- 2        | 3- 0          |      |      |       |           |
| 1- 1              | 0- 0     | 0- 1      | NEUTRAL        | 0- 0       | 0- 0        | 1- 0          |      |      |       |           |

| RPI                       | S | Opponent          | Score | RPI | S | Opponent   | Score | RPI | S | Opponent      | Score | RPI | S | Opponent         | Score | Team's RPI: 187 |
|---------------------------|---|-------------------|-------|-----|---|------------|-------|-----|---|---------------|-------|-----|---|------------------|-------|-----------------|
| 5                         | A | UConn             | 24 87 | 26  | A | South Fla. | 39 72 | 53  | A | Tulane        | 65 75 | 109 | A | Illinois         | 58 60 |                 |
| 5                         | H | UConn             | 34 80 | 26  | H | South Fla. | 53 57 | 68  | A | East Carolina | 39 60 | 114 | A | Tulsa            | 69 79 |                 |
| 11                        | A | George Washington | 44 63 | 26  | N | South Fla. | 51 79 | 68  | H | East Carolina | 60 57 | 114 | H | Tulsa            | 62 65 |                 |
|                           |   |                   |       | 31  | H | UALR       | 59 66 |     |   |               |       | 123 | H | Missouri St.     | 79 63 |                 |
|                           |   |                   |       | 43  | H | Minnesota  | 62 68 |     |   |               |       | 140 | A | Temple           | 61 84 |                 |
|                           |   |                   |       |     |   |            |       |     |   |               |       | 140 | H | Temple           | 57 58 |                 |
|                           |   |                   |       |     |   |            |       |     |   |               |       | 163 | A | Southern Ill.    | 75 82 |                 |
|                           |   |                   |       |     |   |            |       |     |   |               |       | 168 | H | Central Mich.    | 62 61 |                 |
|                           |   |                   |       |     |   |            |       |     |   |               |       | 202 | H | Samford          | 64 48 |                 |
|                           |   |                   |       |     |   |            |       |     |   |               |       | 255 | H | SMU              | 53 60 |                 |
|                           |   |                   |       |     |   |            |       |     |   |               |       | 255 | N | SMU              | 71 59 |                 |
|                           |   |                   |       |     |   |            |       |     |   |               |       | 257 | A | Cincinnati       | 56 44 |                 |
|                           |   |                   |       |     |   |            |       |     |   |               |       | 257 | H | Cincinnati       | 41 38 |                 |
|                           |   |                   |       |     |   |            |       |     |   |               |       | 260 | H | Austin Peay      | 65 60 |                 |
|                           |   |                   |       |     |   |            |       |     |   |               |       | 271 | A | UCF              | 70 66 |                 |
|                           |   |                   |       |     |   |            |       |     |   |               |       | 271 | H | UCF              | 65 49 |                 |
|                           |   |                   |       |     |   |            |       |     |   |               |       | 288 | A | Houston          | 64 58 |                 |
|                           |   |                   |       |     |   |            |       |     |   |               |       | 288 | H | Houston          | 84 49 |                 |
|                           |   |                   |       |     |   |            |       |     |   |               |       | 300 | A | Georgetown       | 63 46 |                 |
|                           |   |                   |       |     |   |            |       |     |   |               |       | 349 | H | Mississippi Val. | 62 39 |                 |
| LAST 12 Division I GAMES: |   |                   |       |     |   |            |       |     |   |               |       |     |   |                  |       |                 |
|                           |   |                   |       | 26  | N | South Fla. | 51 79 | 271 | H | UCF           | 65 49 |     |   |                  |       |                 |
|                           |   |                   |       | 255 | N | SMU        | 71 59 | 288 | A | Houston       | 64 58 |     |   |                  |       |                 |
|                           |   |                   |       | 255 | H | SMU        | 53 60 | 5   | H | UConn         | 34 80 |     |   |                  |       |                 |
|                           |   |                   |       | 5   | A | UConn      | 24 87 | 140 | A | Temple        | 61 84 |     |   |                  |       |                 |
|                           |   |                   |       | 114 | H | Tulsa      | 62 65 | 26  | H | South Fla.    | 53 57 |     |   |                  |       |                 |
|                           |   |                   |       | 53  | A | Tulane     | 65 75 | 257 | A | Cincinnati    | 56 44 |     |   |                  |       |                 |

Non-Div I Games:

Memphis

■ Loss, 
■ Non-Conf, 
■ S Site, 
■ Home 
■ A Away 
N Neutral



| RPI 1-25                  |   |                    |       |
|---------------------------|---|--------------------|-------|
| RPI                       | S | Opponent           | Score |
| 20                        | A | Chattanooga        | 59 71 |
| 20                        | H | Chattanooga        | 51 56 |
| RPI 26-50                 |   |                    |       |
| RPI                       | S | Opponent           | Score |
| 29                        | A | Mississippi St.    | 66 97 |
| RPI 51-100                |   |                    |       |
| RPI                       | S | Opponent           | Score |
| 59                        | H | Georgia            | 49 68 |
| Team's RPI: 191           |   |                    |       |
| RPI                       | S | Opponent           | Score |
| 108                       | A | East Tenn. St.     | 49 70 |
| 108                       | H | East Tenn. St.     | 70 72 |
| 108                       | N | East Tenn. St.     | 56 66 |
| 145                       | A | Furman             | 88 82 |
| 145                       | H | Furman             | 55 58 |
| 151                       | A | Saint Louis        | 80 75 |
| 159                       | A | Kennesaw St.       | 54 44 |
| 159                       | H | Kennesaw St.       | 56 76 |
| 163                       | A | Southern Ill.      | 52 67 |
| 172                       | H | Belmont            | 83 86 |
| 199                       | A | Alabama            | 46 39 |
| 202                       | A | Samford            | 74 59 |
| 202                       | H | Samford            | 70 65 |
| 206                       | A | Jacksonville St.   | 66 67 |
| 237                       | A | North Florida      | 55 57 |
| 276                       | H | Jackson St.        | 80 48 |
| 281                       | A | Col. of Charleston | 59 72 |
| 289                       | H | Eastern Ky.        | 69 64 |
| 295                       | A | Ga. Southern       | 84 61 |
| 297                       | A | Western Caro.      | 68 51 |
| 297                       | H | Western Caro.      | 82 60 |
| 309                       | A | UNC Greensboro     | 74 73 |
| 309                       | H | UNC Greensboro     | 80 62 |
| 314                       | A | Wofford            | 63 51 |
| 314                       | H | Wofford            | 80 51 |
| 314                       | N | Wofford            | 75 54 |
| LAST 12 Division I GAMES: |   |                    |       |
| 108                       | N | East Tenn. St.     | 56 66 |
| 314                       | N | Wofford            | 75 54 |
| 202                       | H | Samford            | 70 65 |
| 20                        | H | Chattanooga        | 51 56 |
| 108                       | A | East Tenn. St.     | 49 70 |
| 314                       | A | Wofford            | 63 51 |
| 145                       | A | Furman             | 88 82 |
| 297                       | H | Western Caro.      | 82 60 |
| 309                       | H | UNC Greensboro     | 80 62 |
| 202                       | A | Samford            | 74 59 |
| 20                        | A | Chattanooga        | 59 71 |
| 108                       | H | East Tenn. St.     | 70 72 |

Non-Div I Games:

| RPI | S | Opponent       | Score |    |
|-----|---|----------------|-------|----|
| 335 | H | Tennessee Tech | 73    | 67 |
| 336 | H | Florida A&M    | 61    | 47 |

M  
e  
r  
c  
e  
r

M  
e  
r  
c  
e  
r

Mercer

|                   |          |           |                |            |             |               |      |      |       |           |
|-------------------|----------|-----------|----------------|------------|-------------|---------------|------|------|-------|-----------|
| Average RPI Win:  | 166      | WON-LOST  | WINNING        | LAST 10    | STRENGTH OF | OPP. STRENGTH | TEAM | ADJ. | CONF. | ADJ CONF. |
| Average RPI Loss: | 42       | RECORD    | PCT. RANK      | GAMES      | SCHEDULE    | OF SCHEDULE   | RPI  | RPI  | RPI   | RPI       |
| DIV. I ONLY       | 19- 12   | 99        | 4- 6           | 47         | 22          | 66            | 66   | 3    | 3     |           |
| DIV. I NON-CONF.  | 10- 3    | 52        | 0- 0           | 272        | 80          | 117           | 117  | 3    | 3     |           |
| TOTALS            | RPI 1-25 | RPI 26-50 | W-L RECORDS    | RPI 51-100 | RPI 101-150 | RPI 150+      |      |      |       |           |
| 19- 12            | 1- 7     | 1- 1      | OVERALL        | 3- 3       | 4- 0        | 10- 1         |      |      |       |           |
| 15- 3             | 1- 3     | 0- 0      | HOME           | 2- 0       | 3- 0        | 9- 0          |      |      |       |           |
| 2- 8              | 0- 3     | 1- 1      | AWAY           | 0- 3       | 0- 0        | 1- 1          |      |      |       |           |
| 2- 1              | 0- 1     | 0- 0      | NEUTRAL        | 1- 0       | 1- 0        | 0- 0          |      |      |       |           |
| 10- 3             | 0- 1     | 0- 0      | NON-CONFERENCE | 2- 2       | 1- 0        | 7- 0          |      |      |       |           |
| 9- 1              | 0- 1     | 0- 0      | HOME           | 1- 0       | 1- 0        | 7- 0          |      |      |       |           |
| 0- 2              | 0- 0     | 0- 0      | AWAY           | 0- 2       | 0- 0        | 0- 0          |      |      |       |           |
| 1- 0              | 0- 0     | 0- 0      | NEUTRAL        | 1- 0       | 0- 0        | 0- 0          |      |      |       |           |
| 9- 9              | 1- 6     | 1- 1      | CONFERENCE     | 1- 1       | 3- 0        | 3- 1          |      |      |       |           |
| 6- 2              | 1- 2     | 0- 0      | HOME           | 1- 0       | 2- 0        | 2- 0          |      |      |       |           |
| 2- 6              | 0- 3     | 1- 1      | AWAY           | 0- 1       | 0- 0        | 1- 1          |      |      |       |           |
| 1- 1              | 0- 1     | 0- 0      | NEUTRAL        | 0- 0       | 1- 0        | 0- 0          |      |      |       |           |

| RPI 1-25                  |   |                         |       | RPI 26-50 |   |                     |       | RPI 51-100 Team's RPI: 66 |   |                    |       | RPI 101+ |   |                |       |
|---------------------------|---|-------------------------|-------|-----------|---|---------------------|-------|---------------------------|---|--------------------|-------|----------|---|----------------|-------|
| RPI                       | S | Opponent                | Score | RPI       | S | Opponent            | Score | RPI                       | S | Opponent           | Score | RPI      | S | Opponent       | Score |
| 1                         | H | Notre Dame              | 78 63 | 35        | A | Syracuse            | 85 71 | 53                        | A | Tulane             | 65 70 | 110      | H | Virginia       | 67 58 |
| 1                         | N | Notre Dame              | 61 77 | 41        | A | Pittsburgh          | 66 81 | 58                        | H | LSU                | 76 71 | 110      | N | Virginia       | 62 52 |
| 7                         | A | Louisville              | 55 68 |           |   |                     |       | 66                        | A | Middle Tenn.       | 48 53 | 114      | H | Tulsa          | 69 57 |
| 10                        | A | Florida St.             | 60 80 |           |   |                     |       | 82                        | A | North Carolina St. | 65 68 | 118      | H | Boston College | 74 53 |
| 10                        | H | Florida St.             | 55 69 |           |   |                     |       | 87                        | H | Georgia Tech       | 64 59 | 160      | H | Wisconsin      | 66 54 |
| 15                        | A | Duke                    | 53 68 |           |   |                     |       | 92                        | N | UCLA               | 74 67 | 185      | A | Wake Forest    | 59 60 |
| 16                        | H | Arizona St.             | 61 65 |           |   |                     |       |                           |   |                    |       | 198      | H | Clemson        | 79 42 |
| 17                        | H | North Carolina          | 65 66 |           |   |                     |       |                           |   |                    |       | 200      | A | Virginia Tech  | 62 45 |
|                           |   |                         |       |           |   |                     |       |                           |   |                    |       | 200      | H | Virginia Tech  | 42 39 |
|                           |   |                         |       |           |   |                     |       |                           |   |                    |       | 209      | H | Jacksonville   | 65 36 |
|                           |   |                         |       |           |   |                     |       |                           |   |                    |       | 236      | H | Oakland        | 66 53 |
|                           |   |                         |       |           |   |                     |       |                           |   |                    |       | 237      | H | North Florida  | 81 53 |
|                           |   |                         |       |           |   |                     |       |                           |   |                    |       | 323      | H | Illinois St.   | 95 44 |
|                           |   |                         |       |           |   |                     |       |                           |   |                    |       | 336      | H | Florida A&M    | 83 47 |
|                           |   |                         |       |           |   |                     |       |                           |   |                    |       | 338      | H | Coppin St.     | 70 54 |
| LAST 12 Division I GAMES: |   |                         |       |           |   |                     |       |                           |   |                    |       |          |   |                |       |
|                           |   | 1 N Notre Dame          | 61 77 |           |   | 87 H Georgia Tech   | 64 59 |                           |   |                    |       |          |   |                |       |
|                           |   | 110 N Virginia          | 62 52 |           |   | 35 A Syracuse       | 85 71 |                           |   |                    |       |          |   |                |       |
|                           |   | 10 H Florida St.        | 55 69 |           |   | 10 A Florida St.    | 60 80 |                           |   |                    |       |          |   |                |       |
|                           |   | 185 A Wake Forest       | 59 60 |           |   | 200 H Virginia Tech | 42 39 |                           |   |                    |       |          |   |                |       |
|                           |   | 17 H North Carolina     | 65 66 |           |   | 41 A Pittsburgh     | 66 81 |                           |   |                    |       |          |   |                |       |
|                           |   | 82 A North Carolina St. | 65 68 |           |   | 7 A Louisville      | 55 68 |                           |   |                    |       |          |   |                |       |

Non-Div I Games:

Miami (FL)

■ Loss, 
 ■ Non-Conf, S Site, 
 ■ Home 
 ■ Away 
 N Neutral

|                   |          |           |                |            |             |               |      |      |       |           |
|-------------------|----------|-----------|----------------|------------|-------------|---------------|------|------|-------|-----------|
| Average RPI Win:  | 258      | WON-LOST  | WINNING        | LAST 10    | STRENGTH OF | OPP. STRENGTH | TEAM | ADJ. | CONF. | ADJ CONF. |
| Average RPI Loss: | 132      | RECORD    | PCT. RANK      | GAMES      | SCHEDULE    | OF SCHEDULE   | RPI  | RPI  | RPI   | RPI       |
| DIV. I ONLY       | 6- 23    | 311       | 4- 6           | 125        | 188         | 274           | 274  | 15   | 15    |           |
| DIV. I NON-CONF.  | 2- 8     | 294       | 0- 0           | 210        | 149         | 300           | 300  | 17   | 17    |           |
| TOTALS            | RPI 1-25 | RPI 26-50 | W-L RECORDS    | RPI 51-100 | RPI 101-150 | RPI 150+      |      |      |       |           |
| 6- 23             | 0- 0     | 0- 1      | OVERALL        | 0- 7       | 1- 9        | 5- 6          |      |      |       |           |
| 3- 9              | 0- 0     | 0- 0      | HOME           | 0- 3       | 0- 4        | 3- 2          |      |      |       |           |
| 2- 11             | 0- 0     | 0- 0      | AWAY           | 0- 3       | 1- 4        | 1- 4          |      |      |       |           |
| 1- 3              | 0- 0     | 0- 1      | NEUTRAL        | 0- 1       | 0- 1        | 1- 0          |      |      |       |           |
| 2- 8              | 0- 0     | 0- 1      | NON-CONFERENCE | 0- 2       | 0- 2        | 2- 3          |      |      |       |           |
| 1- 2              | 0- 0     | 0- 0      | HOME           | 0- 0       | 0- 1        | 1- 1          |      |      |       |           |
| 0- 3              | 0- 0     | 0- 0      | AWAY           | 0- 1       | 0- 0        | 0- 2          |      |      |       |           |
| 1- 3              | 0- 0     | 0- 1      | NEUTRAL        | 0- 1       | 0- 1        | 1- 0          |      |      |       |           |
| 4- 15             | 0- 0     | 0- 0      | CONFERENCE     | 0- 5       | 1- 7        | 3- 3          |      |      |       |           |
| 2- 7              | 0- 0     | 0- 0      | HOME           | 0- 3       | 0- 3        | 2- 1          |      |      |       |           |
| 2- 8              | 0- 0     | 0- 0      | AWAY           | 0- 2       | 1- 4        | 1- 2          |      |      |       |           |
| 0- 0              | 0- 0     | 0- 0      | NEUTRAL        | 0- 0       | 0- 0        | 0- 0          |      |      |       |           |

| RPI S                     | Opponent        | Score | RPI S | Opponent      | Score | RPI S | Opponent      | Score | RPI S | Opponent | Score | Team's RPI: 274 |
|---------------------------|-----------------|-------|-------|---------------|-------|-------|---------------|-------|-------|----------|-------|-----------------|
| 29 N                      | Mississippi St. | 42 68 | 57 A  | Ohio          | 60 75 | 113 A | Toledo        | 47 62 |       |          |       |                 |
|                           |                 |       | 57 H  | Ohio          | 45 67 | 113 A | Toledo        | 53 63 |       |          |       |                 |
|                           |                 |       | 65 N  | Drexel        | 54 71 | 119 A | Eastern Mich. | 38 56 |       |          |       |                 |
|                           |                 |       | 78 A  | Michigan St.  | 39 85 | 119 H | Eastern Mich. | 51 54 |       |          |       |                 |
|                           |                 |       | 81 A  | Akron         | 55 67 | 120 A | Ball St.      | 41 72 |       |          |       |                 |
|                           |                 |       | 81 H  | Akron         | 47 65 | 120 H | Ball St.      | 55 72 |       |          |       |                 |
|                           |                 |       | 94 H  | Western Mich. | 53 61 | 128 N | Old Dominion  | 63 69 |       |          |       |                 |
|                           |                 |       |       |               |       | 131 H | UT Martin     | 57 90 |       |          |       |                 |
|                           |                 |       |       |               |       | 136 A | Buffalo       | 78 68 |       |          |       |                 |
|                           |                 |       |       |               |       | 136 H | Buffalo       | 51 71 |       |          |       |                 |
|                           |                 |       |       |               |       | 168 H | Central Mich. | 54 60 |       |          |       |                 |
|                           |                 |       |       |               |       | 207 H | Ill.-Chicago  | 69 72 |       |          |       |                 |
|                           |                 |       |       |               |       | 236 A | Oakland       | 51 65 |       |          |       |                 |
|                           |                 |       |       |               |       | 250 A | Northern Ill. | 49 60 |       |          |       |                 |
|                           |                 |       |       |               |       | 251 A | Evansville    | 41 51 |       |          |       |                 |
|                           |                 |       |       |               |       | 264 N | Davidson      | 59 58 |       |          |       |                 |
|                           |                 |       |       |               |       | 280 H | Valparaiso    | 82 59 |       |          |       |                 |
|                           |                 |       |       |               |       | 287 A | Kent St.      | 69 53 |       |          |       |                 |
|                           |                 |       |       |               |       | 287 H | Kent St.      | 66 59 |       |          |       |                 |
|                           |                 |       |       |               |       | 291 A | Bowling Green | 53 66 |       |          |       |                 |
|                           |                 |       |       |               |       | 291 H | Bowling Green | 59 51 |       |          |       |                 |
| LAST 12 Division I GAMES: |                 |       |       |               |       |       |               |       |       |          |       |                 |
| 113 A                     | Toledo          | 47 62 | 119 H | Eastern Mich. | 51 54 |       |               |       |       |          |       |                 |
| 57 A                      | Ohio            | 60 75 | 57 H  | Ohio          | 45 67 |       |               |       |       |          |       |                 |
| 81 A                      | Akron           | 55 67 | 287 A | Kent St.      | 69 53 |       |               |       |       |          |       |                 |
| 287 H                     | Kent St.        | 66 59 | 250 A | Northern Ill. | 49 60 |       |               |       |       |          |       |                 |
| 291 H                     | Bowling Green   | 59 51 | 94 H  | Western Mich. | 53 61 |       |               |       |       |          |       |                 |
| 136 A                     | Buffalo         | 78 68 | 120 H | Ball St.      | 55 72 |       |               |       |       |          |       |                 |

Non-Div I Games: Cincinnati Christia75 53

Miami (OH)

■ Loss, 
 ■ Non-Conf, S Site, 
 ■ Home 
 ■ Away 
 N Neutral

|                   |          |           |                |            |             |               |      |      |       |           |
|-------------------|----------|-----------|----------------|------------|-------------|---------------|------|------|-------|-----------|
| Average RPI Win:  | 137      | WON-LOST  | WINNING        | LAST 10    | STRENGTH OF | OPP. STRENGTH | TEAM | ADJ. | CONF. | ADJ CONF. |
| Average RPI Loss: | 46       | RECORD    | PCT. RANK      | GAMES      | SCHEDULE    | OF SCHEDULE   | RPI  | RPI  | RPI   | RPI       |
| DIV. I ONLY       | 16- 14   | 158       | 3- 7           | 22         | 21          | 69            | 69   | 4    | 4     |           |
| DIV. I NON-CONF.  | 8- 3     | 71        | 0- 0           | 37         | 40          | 42            | 42   | 2    | 2     |           |
| TOTALS            | RPI 1-25 | RPI 26-50 | W-L RECORDS    | RPI 51-100 | RPI 101-150 | RPI 150+      |      |      |       |           |
| 16- 14            | 0- 4     | 2- 7      | OVERALL        | 4- 1       | 3- 1        | 7- 1          |      |      |       |           |
| 12- 4             | 0- 2     | 1- 2      | HOME           | 2- 0       | 3- 0        | 6- 0          |      |      |       |           |
| 2- 9              | 0- 2     | 1- 5      | AWAY           | 1- 0       | 0- 1        | 0- 1          |      |      |       |           |
| 2- 1              | 0- 0     | 0- 0      | NEUTRAL        | 1- 1       | 0- 0        | 1- 0          |      |      |       |           |
| 8- 3              | 0- 2     | 0- 1      | NON-CONFERENCE | 2- 0       | 1- 0        | 5- 0          |      |      |       |           |
| 6- 1              | 0- 1     | 0- 0      | HOME           | 1- 0       | 1- 0        | 4- 0          |      |      |       |           |
| 0- 2              | 0- 1     | 0- 1      | AWAY           | 0- 0       | 0- 0        | 0- 0          |      |      |       |           |
| 2- 0              | 0- 0     | 0- 0      | NEUTRAL        | 1- 0       | 0- 0        | 1- 0          |      |      |       |           |
| 8- 11             | 0- 2     | 2- 6      | CONFERENCE     | 2- 1       | 2- 1        | 2- 1          |      |      |       |           |
| 6- 3              | 0- 1     | 1- 2      | HOME           | 1- 0       | 2- 0        | 2- 0          |      |      |       |           |
| 2- 7              | 0- 1     | 1- 4      | AWAY           | 1- 0       | 0- 1        | 0- 1          |      |      |       |           |
| 0- 1              | 0- 0     | 0- 0      | NEUTRAL        | 0- 1       | 0- 0        | 0- 0          |      |      |       |           |

| RPI 1-25                  |   |            |       | RPI 26-50 |   |              |        | RPI 51-100 Team's RPI: 69 |   |                |       | RPI 101+ |   |               |       |
|---------------------------|---|------------|-------|-----------|---|--------------|--------|---------------------------|---|----------------|-------|----------|---|---------------|-------|
| RPI                       | S | Opponent   | Score | RPI       | S | Opponent     | Score  | RPI                       | S | Opponent       | Score | RPI      | S | Opponent      | Score |
| 1                         | A | Notre Dame | 50 70 | 27        | A | Ohio St.     | 73 77  | 70                        | N | Washington St. | 76 64 | 109      | A | Illinois      | 60 72 |
| 6                         | H | Maryland   | 65 91 | 27        | H | Ohio St.     | 100 94 | 78                        | A | Michigan St.   | 72 59 | 109      | H | Illinois      | 70 57 |
| 9                         | A | Iowa       | 70 76 | 33        | A | Northwestern | 73 66  | 78                        | H | Michigan St.   | 74 65 | 119      | H | Eastern Mich. | 81 52 |
| 12                        | H | Princeton  | 55 85 | 33        | H | Northwestern | 62 63  | 78                        | N | Michigan St.   | 49 69 | 130      | H | Purdue        | 81 50 |
|                           |   |            |       | 36        | A | Nebraska     | 60 75  | 94                        | H | Western Mich.  | 74 47 | 160      | A | Wisconsin     | 53 63 |
|                           |   |            |       | 41        | A | Pittsburgh   | 64 85  |                           |   |                |       | 164      | H | Bucknell      | 68 61 |
|                           |   |            |       | 42        | A | Rutgers      | 68 81  |                           |   |                |       | 166      | H | Indiana       | 68 52 |
|                           |   |            |       | 42        | H | Rutgers      | 50 57  |                           |   |                |       | 185      | H | Wake Forest   | 83 69 |
|                           |   |            |       | 43        | A | Minnesota    | 88 91  |                           |   |                |       | 223      | H | Detroit       | 76 57 |
| LAST 12 Division I GAMES: |   |            |       |           |   |              |        |                           |   |                |       |          |   |               |       |
|                           |   |            |       | 78        | N | Michigan St. | 49 69  | 27                        | A | Ohio St.       | 73 77 |          |   |               |       |
|                           |   |            |       | 109       | A | Illinois     | 60 72  | 42                        | H | Rutgers        | 50 57 |          |   |               |       |
|                           |   |            |       | 130       | H | Purdue       | 81 50  | 78                        | A | Michigan St.   | 72 59 |          |   |               |       |
|                           |   |            |       | 43        | A | Minnesota    | 88 91  | 36                        | A | Nebraska       | 60 75 |          |   |               |       |
|                           |   |            |       | 166       | H | Indiana      | 68 52  | 6                         | H | Maryland       | 65 91 |          |   |               |       |
|                           |   |            |       | 33        | H | Northwestern | 62 63  | 109                       | H | Illinois       | 70 57 |          |   |               |       |

Non-Div I Games:

Michigan

■ Loss, 
■ Non-Conf, 
■ S Site, 
■ H Home 
■ A Away 
N Neutral

|                   |          |           |                |            |             |               |      |      |       |           |
|-------------------|----------|-----------|----------------|------------|-------------|---------------|------|------|-------|-----------|
| Average RPI Win:  | 162      | WON-LOST  | WINNING        | LAST 10    | STRENGTH OF | OPP. STRENGTH | TEAM | ADJ. | CONF. | ADJ CONF. |
| Average RPI Loss: | 38       | RECORD    | PCT. RANK      | GAMES      | SCHEDULE    | OF SCHEDULE   | RPI  | RPI  | RPI   | RPI       |
| DIV. I ONLY       | 16- 15   | 172       | 5- 5           | 27         | 20          | 78            | 78   | 4    | 4     |           |
| DIV. I NON-CONF.  | 8- 3     | 71        | 0- 0           | 92         | 41          | 67            | 67   | 2    | 2     |           |
| TOTALS            | RPI 1-25 | RPI 26-50 | W-L RECORDS    | RPI 51-100 | RPI 101-150 | RPI 150+      |      |      |       |           |
| 16- 15            | 0- 6     | 2- 5      | OVERALL        | 2- 3       | 4- 0        | 8- 1          |      |      |       |           |
| 10- 6             | 0- 3     | 1- 2      | HOME           | 1- 1       | 2- 0        | 6- 0          |      |      |       |           |
| 4- 7              | 0- 1     | 0- 3      | AWAY           | 0- 2       | 2- 0        | 2- 1          |      |      |       |           |
| 2- 2              | 0- 2     | 1- 0      | NEUTRAL        | 1- 0       | 0- 0        | 0- 0          |      |      |       |           |
| 8- 3              | 0- 2     | 1- 0      | NON-CONFERENCE | 1- 1       | 1- 0        | 5- 0          |      |      |       |           |
| 6- 1              | 0- 1     | 0- 0      | HOME           | 1- 0       | 1- 0        | 4- 0          |      |      |       |           |
| 1- 1              | 0- 0     | 0- 0      | AWAY           | 0- 1       | 0- 0        | 1- 0          |      |      |       |           |
| 1- 1              | 0- 1     | 1- 0      | NEUTRAL        | 0- 0       | 0- 0        | 0- 0          |      |      |       |           |
| 8- 12             | 0- 4     | 1- 5      | CONFERENCE     | 1- 2       | 3- 0        | 3- 1          |      |      |       |           |
| 4- 5              | 0- 2     | 1- 2      | HOME           | 0- 1       | 1- 0        | 2- 0          |      |      |       |           |
| 3- 6              | 0- 1     | 0- 3      | AWAY           | 0- 1       | 2- 0        | 1- 1          |      |      |       |           |
| 1- 1              | 0- 1     | 0- 0      | NEUTRAL        | 1- 0       | 0- 0        | 0- 0          |      |      |       |           |

| RPI 1-25                  |   |                |       | RPI 26-50 |   |                 |       | RPI 51-100 Team's RPI: 78 |   |              |       | RPI 101+ |   |               |       |
|---------------------------|---|----------------|-------|-----------|---|-----------------|-------|---------------------------|---|--------------|-------|----------|---|---------------|-------|
| RPI                       | S | Opponent       | Score | RPI       | S | Opponent        | Score | RPI                       | S | Opponent     | Score | RPI      | S | Opponent      | Score |
| 1                         | H | Notre Dame     | 63 71 | 27        | A | Ohio St.        | 62 76 | 59                        | A | Georgia      | 60 69 | 109      | A | Illinois      | 67 65 |
| 4                         | N | Baylor         | 65 84 | 33        | A | Northwestern    | 70 77 | 69                        | A | Michigan     | 65 74 | 109      | H | Illinois      | 63 56 |
| 6                         | A | Maryland       | 56 85 | 33        | H | Northwestern    | 57 61 | 69                        | H | Michigan     | 59 72 | 119      | H | Eastern Mich. | 69 61 |
| 6                         | H | Maryland       | 69 75 | 35        | N | Syracuse        | 89 76 | 69                        | N | Michigan     | 69 49 | 130      | A | Purdue        | 61 56 |
| 6                         | N | Maryland       | 60 70 | 36        | H | Nebraska        | 67 71 | 87                        | H | Georgia Tech | 79 73 | 160      | H | Wisconsin     | 77 71 |
| 9                         | H | Iowa           | 50 52 | 42        | H | Rutgers         | 60 50 |                           |   |              |       | 166      | A | Indiana       | 51 70 |
|                           |   |                |       | 43        | A | Minnesota       | 79 86 |                           |   |              |       | 166      | H | Indiana       | 72 57 |
| LAST 12 Division I GAMES: |   |                |       |           |   |                 |       |                           |   |              |       |          |   |               |       |
|                           |   | 6 N Maryland   | 60 70 |           |   | 227 A Penn St.  | 74 67 |                           |   |              |       |          |   |               |       |
|                           |   | 69 N Michigan  | 69 49 |           |   | 43 A Minnesota  | 79 86 |                           |   |              |       |          |   |               |       |
|                           |   | 130 A Purdue   | 61 56 |           |   | 69 H Michigan   | 59 72 |                           |   |              |       |          |   |               |       |
|                           |   | 109 A Illinois | 67 65 |           |   | 27 A Ohio St.   | 62 76 |                           |   |              |       |          |   |               |       |
|                           |   | 42 H Rutgers   | 60 50 |           |   | 166 H Indiana   | 72 57 |                           |   |              |       |          |   |               |       |
|                           |   | 6 H Maryland   | 69 75 |           |   | 160 H Wisconsin | 77 71 |                           |   |              |       |          |   |               |       |

Non-Div I Games:

Michigan St.

|                   |          |           |                |            |             |               |      |      |       |           |
|-------------------|----------|-----------|----------------|------------|-------------|---------------|------|------|-------|-----------|
| Average RPI Win:  | 209      | WON-LOST  | WINNING        | LAST 10    | STRENGTH OF | OPP. STRENGTH | TEAM | ADJ. | CONF. | ADJ CONF. |
| Average RPI Loss: | 64       | RECORD    | PCT. RANK      | GAMES      | SCHEDULE    | OF SCHEDULE   | RPI  | RPI  | RPI   | RPI       |
| DIV. I ONLY       | 20- 8    | 55        | 7- 3           | 149        | 112         | 66            | 66   | 17   | 17    |           |
| DIV. I NON-CONF.  | 6- 4     | 132       | 0- 0           | 90         | 13          | 76            | 76   | 18   | 18    |           |
| TOTALS            | RPI 1-25 | RPI 26-50 | W-L RECORDS    | RPI 51-100 | RPI 101-150 | RPI 150+      |      |      |       |           |
| 20- 8             | 0- 2     | 0- 3      | OVERALL        | 1- 2       | 4- 0        | 15- 1         |      |      |       |           |
| 11- 3             | 0- 0     | 0- 1      | HOME           | 1- 1       | 1- 0        | 9- 1          |      |      |       |           |
| 9- 5              | 0- 2     | 0- 2      | AWAY           | 0- 1       | 3- 0        | 6- 0          |      |      |       |           |
| 0- 0              | 0- 0     | 0- 0      | NEUTRAL        | 0- 0       | 0- 0        | 0- 0          |      |      |       |           |
| 6- 4              | 0- 2     | 0- 2      | NON-CONFERENCE | 1- 0       | 1- 0        | 4- 0          |      |      |       |           |
| 4- 1              | 0- 0     | 0- 1      | HOME           | 1- 0       | 0- 0        | 3- 0          |      |      |       |           |
| 2- 3              | 0- 2     | 0- 1      | AWAY           | 0- 0       | 1- 0        | 1- 0          |      |      |       |           |
| 0- 0              | 0- 0     | 0- 0      | NEUTRAL        | 0- 0       | 0- 0        | 0- 0          |      |      |       |           |
| 14- 4             | 0- 0     | 0- 1      | CONFERENCE     | 0- 2       | 3- 0        | 11- 1         |      |      |       |           |
| 7- 2              | 0- 0     | 0- 0      | HOME           | 0- 1       | 1- 0        | 6- 1          |      |      |       |           |
| 7- 2              | 0- 0     | 0- 1      | AWAY           | 0- 1       | 2- 0        | 5- 0          |      |      |       |           |
| 0- 0              | 0- 0     | 0- 0      | NEUTRAL        | 0- 0       | 0- 0        | 0- 0          |      |      |       |           |

| RPI 1-25                  |   |               |       | RPI 26-50 |   |                  |       | RPI 51-100 |   |                |       | Team's RPI: 66 | RPI 101+ |   |                |        |
|---------------------------|---|---------------|-------|-----------|---|------------------|-------|------------|---|----------------|-------|----------------|----------|---|----------------|--------|
| RPI                       | S | Opponent      | Score | RPI       | S | Opponent         | Score | RPI        | S | Opponent       | Score |                | RPI      | S | Opponent       | Score  |
| 8                         | A | Kentucky      | 62 78 | 30        | A | Western Ky.      | 60 63 | 66         | H | Miami (FL)     | 53 48 |                | 101      | A | Ole Miss       | 71 65  |
| 16                        | A | Arizona St.   | 67 81 | 44        | H | Arkansas         | 51 58 | 93         | A | Southern Miss. | 65 70 |                | 121      | A | Louisiana Tech | 68 44  |
|                           |   |               |       | 47        | A | South Dakota St. | 61 65 | 93         | H | Southern Miss. | 75 77 |                | 121      | H | Louisiana Tech | 82 59  |
|                           |   |               |       |           |   |                  |       |            |   |                |       |                | 128      | A | Old Dominion   | 65 48  |
|                           |   |               |       |           |   |                  |       |            |   |                |       |                | 173      | H | UTSA           | 73 53  |
|                           |   |               |       |           |   |                  |       |            |   |                |       |                | 174      | A | Charlotte      | 84 54  |
|                           |   |               |       |           |   |                  |       |            |   |                |       |                | 175      | A | Marshall       | 74 48  |
|                           |   |               |       |           |   |                  |       |            |   |                |       |                | 182      | A | UAB            | 76 68  |
|                           |   |               |       |           |   |                  |       |            |   |                |       |                | 182      | H | UAB            | 57 62  |
|                           |   |               |       |           |   |                  |       |            |   |                |       |                | 189      | H | Xavier         | 90 68  |
|                           |   |               |       |           |   |                  |       |            |   |                |       |                | 198      | H | Clemson        | 69 28  |
|                           |   |               |       |           |   |                  |       |            |   |                |       |                | 217      | A | Fla. Atlantic  | 101 69 |
|                           |   |               |       |           |   |                  |       |            |   |                |       |                | 217      | H | Fla. Atlantic  | 73 60  |
|                           |   |               |       |           |   |                  |       |            |   |                |       |                | 244      | H | UTEP           | 74 53  |
|                           |   |               |       |           |   |                  |       |            |   |                |       |                | 266      | H | Rice           | 79 61  |
|                           |   |               |       |           |   |                  |       |            |   |                |       |                | 271      | H | UCF            | 79 57  |
|                           |   |               |       |           |   |                  |       |            |   |                |       |                | 330      | H | North Texas    | 85 59  |
|                           |   |               |       |           |   |                  |       |            |   |                |       |                | 333      | A | FIU            | 75 60  |
|                           |   |               |       |           |   |                  |       |            |   |                |       |                | 333      | H | FIU            | 79 30  |
|                           |   |               |       |           |   |                  |       |            |   |                |       |                | 335      | A | Tennessee Tech | 98 76  |
| LAST 12 Division I GAMES: |   |               |       |           |   |                  |       |            |   |                |       |                |          |   |                |        |
| 217                       | H | Fla. Atlantic | 73 60 | 266       | H | Rice             | 79 61 |            |   |                |       |                |          |   |                |        |
| 333                       | H | FIU           | 79 30 | 121       | A | Louisiana Tech   | 68 44 |            |   |                |       |                |          |   |                |        |
| 182                       | H | UAB           | 57 62 | 93        | A | Southern Miss.   | 65 70 |            |   |                |       |                |          |   |                |        |
| 30                        | A | Western Ky.   | 60 63 | 244       | H | UTEP             | 74 53 |            |   |                |       |                |          |   |                |        |
| 175                       | A | Marshall      | 74 48 | 173       | H | UTSA             | 73 53 |            |   |                |       |                |          |   |                |        |
| 330                       | H | North Texas   | 85 59 | 174       | A | Charlotte        | 84 54 |            |   |                |       |                |          |   |                |        |

Non-Div I Games:

Middle Tenn.

■ Loss, 
 ■ Non-Conf, S Site, 
 ■ Home 
 ■ Away 
 N Neutral

| Average RPI Win:  | 259      | WON-LOST  | WINNING        | LAST 10    | STRENGTH OF | OPP. STRENGTH | TEAM | ADJ. | CONF. | ADJ CONF. |
|-------------------|----------|-----------|----------------|------------|-------------|---------------|------|------|-------|-----------|
| Average RPI Loss: | 172      | RECORD    | PCT. RANK      | GAMES      | SCHEDULE    | OF SCHEDULE   | RPI  | RPI  | RPI   | RPI       |
| DIV. I ONLY       | 10- 19   | 260       | 3- 7           | 298        | 239         | 283           | 283  | 12   | 12    |           |
| DIV. I NON-CONF.  | 4- 8     | 234       | 0- 0           | 345        | 339         | 331           | 331  | 15   | 15    |           |
| TOTALS            | RPI 1-25 | RPI 26-50 | W-L RECORDS    | RPI 51-100 | RPI 101-150 | RPI 150+      |      |      |       |           |
| 10- 19            | 0- 2     | 0- 0      | OVERALL        | 0- 4       | 1- 2        | 9- 11         |      |      |       |           |
| 7- 7              | 0- 1     | 0- 0      | HOME           | 0- 2       | 1- 0        | 6- 4          |      |      |       |           |
| 3- 12             | 0- 1     | 0- 0      | AWAY           | 0- 2       | 0- 2        | 3- 7          |      |      |       |           |
| 0- 0              | 0- 0     | 0- 0      | NEUTRAL        | 0- 0       | 0- 0        | 0- 0          |      |      |       |           |
| 4- 8              | 0- 0     | 0- 0      | NON-CONFERENCE | 0- 0       | 0- 1        | 4- 7          |      |      |       |           |
| 2- 3              | 0- 0     | 0- 0      | HOME           | 0- 0       | 0- 0        | 2- 3          |      |      |       |           |
| 2- 5              | 0- 0     | 0- 0      | AWAY           | 0- 0       | 0- 1        | 2- 4          |      |      |       |           |
| 0- 0              | 0- 0     | 0- 0      | NEUTRAL        | 0- 0       | 0- 0        | 0- 0          |      |      |       |           |
| 6- 11             | 0- 2     | 0- 0      | CONFERENCE     | 0- 4       | 1- 1        | 5- 4          |      |      |       |           |
| 5- 4              | 0- 1     | 0- 0      | HOME           | 0- 2       | 1- 0        | 4- 1          |      |      |       |           |
| 1- 7              | 0- 1     | 0- 0      | AWAY           | 0- 2       | 0- 1        | 1- 3          |      |      |       |           |
| 0- 0              | 0- 0     | 0- 0      | NEUTRAL        | 0- 0       | 0- 0        | 0- 0          |      |      |       |           |

| RPI                       | S | Opponent       | Score        | RPI | S | Opponent       | Score        | RPI | S | Opponent       | Score        | RPI | S | Opponent         | Score        | Team's RPI: 283 |
|---------------------------|---|----------------|--------------|-----|---|----------------|--------------|-----|---|----------------|--------------|-----|---|------------------|--------------|-----------------|
| 25                        | A | Green Bay      | 37 <b>63</b> |     |   |                |              | 77  | A | Youngstown St. | 64 <b>87</b> | 102 | A | Missouri         | 55 <b>68</b> |                 |
| 25                        | H | Green Bay      | 62 <b>79</b> |     |   |                |              | 77  | H | Youngstown St. | 73 <b>79</b> | 111 | A | Cleveland St.    | 58 <b>67</b> |                 |
|                           |   |                |              |     |   |                |              | 89  | A | Wright St.     | 73 <b>91</b> | 111 | H | Cleveland St.    | 76 69        |                 |
|                           |   |                |              |     |   |                |              | 89  | H | Wright St.     | 58 <b>80</b> | 166 | H | Indiana          | 56 <b>82</b> |                 |
|                           |   |                |              |     |   |                |              |     |   |                |              | 177 | A | North Dakota     | 76 <b>83</b> |                 |
|                           |   |                |              |     |   |                |              |     |   |                |              | 207 | A | Ill.-Chicago     | 70 <b>72</b> |                 |
|                           |   |                |              |     |   |                |              |     |   |                |              | 207 | H | Ill.-Chicago     | 64 63        |                 |
|                           |   |                |              |     |   |                |              |     |   |                |              | 223 | A | Detroit          | 84 68        |                 |
|                           |   |                |              |     |   |                |              |     |   |                |              | 223 | H | Detroit          | 56 <b>60</b> |                 |
|                           |   |                |              |     |   |                |              |     |   |                |              | 233 | A | Western Ill.     | 59 <b>79</b> |                 |
|                           |   |                |              |     |   |                |              |     |   |                |              | 236 | A | Oakland          | 56 <b>89</b> |                 |
|                           |   |                |              |     |   |                |              |     |   |                |              | 236 | H | Oakland          | 66 60        |                 |
|                           |   |                |              |     |   |                |              |     |   |                |              | 247 | A | Marquette        | 80 <b>85</b> |                 |
|                           |   |                |              |     |   |                |              |     |   |                |              | 267 | A | North Dakota St. | 77 73        |                 |
|                           |   |                |              |     |   |                |              |     |   |                |              | 280 | A | Valparaiso       | 56 <b>69</b> |                 |
|                           |   |                |              |     |   |                |              |     |   |                |              | 280 | H | Valparaiso       | 77 64        |                 |
|                           |   |                |              |     |   |                |              |     |   |                |              | 280 | H | Valparaiso       | 90 79        |                 |
|                           |   |                |              |     |   |                |              |     |   |                |              | 291 | H | Bowling Green    | 50 <b>60</b> |                 |
|                           |   |                |              |     |   |                |              |     |   |                |              | 294 | H | Omaha            | 61 <b>64</b> |                 |
|                           |   |                |              |     |   |                |              |     |   |                |              | 299 | H | Eastern Ill.     | 72 63        |                 |
|                           |   |                |              |     |   |                |              |     |   |                |              | 315 | A | IPFW             | 72 <b>78</b> |                 |
|                           |   |                |              |     |   |                |              |     |   |                |              | 342 | A | UMKC             | 72 60        |                 |
|                           |   |                |              |     |   |                |              |     |   |                |              | 345 | H | Chicago St.      | 69 47        |                 |
| LAST 12 Division I GAMES: |   |                |              |     |   |                |              |     |   |                |              |     |   |                  |              |                 |
| 280                       | H | Valparaiso     | 77 64        | 25  | H | Green Bay      | 62 <b>79</b> |     |   |                |              |     |   |                  |              |                 |
| 89                        | A | Wright St.     | 73 <b>91</b> | 280 | A | Valparaiso     | 56 <b>69</b> |     |   |                |              |     |   |                  |              |                 |
| 223                       | H | Detroit        | 56 <b>60</b> | 236 | H | Oakland        | 66 60        |     |   |                |              |     |   |                  |              |                 |
| 111                       | H | Cleveland St.  | 76 69        | 77  | A | Youngstown St. | 64 <b>87</b> |     |   |                |              |     |   |                  |              |                 |
| 207                       | A | Ill.-Chicago   | 70 <b>72</b> | 111 | A | Cleveland St.  | 58 <b>67</b> |     |   |                |              |     |   |                  |              |                 |
| 77                        | H | Youngstown St. | 73 <b>79</b> | 207 | H | Ill.-Chicago   | 64 63        |     |   |                |              |     |   |                  |              |                 |

Non-Div I Games:

Milwaukee

■ Loss, 
 ■ Non-Conf, 
 ■ S Site, 
 ■ H Home 
 ■ A Away 
 N Neutral



# Minnesota

Through Games Of March 10, 2015

|                   |          |           |                |            |             |               |      |      |       |           |
|-------------------|----------|-----------|----------------|------------|-------------|---------------|------|------|-------|-----------|
| Average RPI Win:  | 143      | WON-LOST  | WINNING        | LAST 10    | STRENGTH OF | OPP. STRENGTH | TEAM | ADJ. | CONF. | ADJ CONF. |
| Average RPI Loss: | 51       | RECORD    | PCT. RANK      | GAMES      | SCHEDULE    | OF SCHEDULE   | RPI  | RPI  | RPI   | RPI       |
| DIV. I ONLY       | 23- 9    | 50        | 6- 4           | 94         | 19          | 43            | 43   | 4    | 4     |           |
| DIV. I NON-CONF.  | 11- 1    | 11        | 0- 0           | 177        | 98          | 36            | 36   | 2    | 2     |           |
| TOTALS            | RPI 1-25 | RPI 26-50 | W-L RECORDS    | RPI 51-100 | RPI 101-150 | RPI 150+      |      |      |       |           |
| 23- 9             | 1- 2     | 2- 4      | OVERALL        | 5- 1       | 4- 2        | 11- 0         |      |      |       |           |
| 13- 2             | 1- 1     | 1- 0      | HOME           | 3- 0       | 2- 1        | 6- 0          |      |      |       |           |
| 7- 5              | 0- 1     | 1- 3      | AWAY           | 1- 0       | 1- 1        | 4- 0          |      |      |       |           |
| 3- 2              | 0- 0     | 0- 1      | NEUTRAL        | 1- 1       | 1- 0        | 1- 0          |      |      |       |           |
| 11- 1             | 0- 0     | 0- 0      | NON-CONFERENCE | 3- 1       | 2- 0        | 6- 0          |      |      |       |           |
| 6- 0              | 0- 0     | 0- 0      | HOME           | 1- 0       | 2- 0        | 3- 0          |      |      |       |           |
| 3- 0              | 0- 0     | 0- 0      | AWAY           | 1- 0       | 0- 0        | 2- 0          |      |      |       |           |
| 2- 1              | 0- 0     | 0- 0      | NEUTRAL        | 1- 1       | 0- 0        | 1- 0          |      |      |       |           |
| 12- 8             | 1- 2     | 2- 4      | CONFERENCE     | 2- 0       | 2- 2        | 5- 0          |      |      |       |           |
| 7- 2              | 1- 1     | 1- 0      | HOME           | 2- 0       | 0- 1        | 3- 0          |      |      |       |           |
| 4- 5              | 0- 1     | 1- 3      | AWAY           | 0- 0       | 1- 1        | 2- 0          |      |      |       |           |
| 1- 1              | 0- 0     | 0- 1      | NEUTRAL        | 0- 0       | 1- 0        | 0- 0          |      |      |       |           |

| RPI 1-25                  |   |          |       | RPI 26-50 |   |              |       | Team's RPI: 43 | RPI 51-100 |   |                    |       | RPI 101+ |   |                    |        |
|---------------------------|---|----------|-------|-----------|---|--------------|-------|----------------|------------|---|--------------------|-------|----------|---|--------------------|--------|
| RPI                       | S | Opponent | Score | RPI       | S | Opponent     | Score |                | RPI        | S | Opponent           | Score | RPI      | S | Opponent           | Score  |
| 6                         | H | Maryland | 73 77 | 27        | A | Ohio St.     | 76 72 |                | 63         | N | Vanderbilt         | 54 71 | 109      | A | Illinois           | 69 95  |
| 9                         | A | Iowa     | 76 92 | 27        | N | Ohio St.     | 71 83 |                | 64         | H | Liberty            | 74 60 | 111      | H | Cleveland St.      | 93 76  |
| 9                         | H | Iowa     | 93 80 | 33        | A | Northwestern | 49 70 |                | 69         | H | Michigan           | 91 88 | 130      | A | Purdue             | 81 68  |
|                           |   |          |       | 36        | A | Nebraska     | 50 74 |                | 78         | H | Michigan St.       | 86 79 | 130      | H | Purdue             | 88 90  |
|                           |   |          |       | 36        | H | Nebraska     | 72 69 |                | 82         | A | North Carolina St. | 60 55 | 130      | N | Purdue             | 82 78  |
|                           |   |          |       | 42        | A | Rutgers      | 61 66 |                | 87         | N | Georgia Tech       | 72 69 | 144      | H | Butler             | 88 86  |
| LAST 12 Division I GAMES: |   |          |       |           |   |              |       |                |            |   |                    |       |          |   |                    |        |
|                           |   |          |       | 27        | N | Ohio St.     | 71 83 |                | 227        | A | Penn St.           | 85 77 | 160      | A | Wisconsin          | 72 60  |
|                           |   |          |       | 130       | N | Purdue       | 82 78 |                | 160        | H | Wisconsin          | 93 82 | 160      | H | Wisconsin          | 93 82  |
|                           |   |          |       | 9         | A | Iowa         | 76 92 |                | 78         | H | Michigan St.       | 86 79 | 166      | H | Indiana            | 65 61  |
|                           |   |          |       | 36        | A | Nebraska     | 50 74 |                | 109        | A | Illinois           | 69 95 | 168      | H | Central Mich.      | 67 64  |
|                           |   |          |       | 69        | H | Michigan     | 91 88 |                | 33         | A | Northwestern       | 49 70 | 177      | A | North Dakota       | 68 55  |
|                           |   |          |       | 9         | H | Iowa         | 93 80 |                | 227        | H | Penn St.           | 75 64 | 187      | A | Memphis            | 68 62  |
|                           |   |          |       |           |   |              |       |                |            |   |                    |       | 227      | A | Penn St.           | 85 77  |
|                           |   |          |       |           |   |              |       |                |            |   |                    |       | 227      | H | Penn St.           | 75 64  |
|                           |   |          |       |           |   |              |       |                |            |   |                    |       | 230      | H | Southern U.        | 107 62 |
|                           |   |          |       |           |   |              |       |                |            |   |                    |       | 281      | N | Col. of Charleston | 74 50  |
|                           |   |          |       |           |   |              |       |                |            |   |                    |       | 332      | H | Southeastern La.   | 109 60 |

Non-Div I Games:

Minnesota

Loss, Non-Conf, S Site, H Home A Away N Neutral

|                   |          |           |                |            |             |               |      |      |       |           |
|-------------------|----------|-----------|----------------|------------|-------------|---------------|------|------|-------|-----------|
| Average RPI Win:  | 162      | WON-LOST  | WINNING        | LAST 10    | STRENGTH OF | OPP. STRENGTH | TEAM | ADJ. | CONF. | ADJ CONF. |
| Average RPI Loss: | 24       | RECORD    | PCT. RANK      | GAMES      | SCHEDULE    | OF SCHEDULE   | RPI  | RPI  | RPI   | RPI       |
| DIV. I ONLY       | 26- 6    | 22        | 6- 4           | 89         | 60          | 29            | 29   | 2    | 2     |           |
| DIV. I NON-CONF.  | 15- 0    | 1         | 0- 0           | 256        | 245         | 39            | 39   | 4    | 4     |           |
| TOTALS            | RPI 1-25 | RPI 26-50 | W-L RECORDS    | RPI 51-100 | RPI 101-150 | RPI 150+      |      |      |       |           |
| 26- 6             | 0- 4     | 4- 0      | OVERALL        | 4- 2       | 5- 0        | 13- 0         |      |      |       |           |
| 17- 1             | 0- 0     | 4- 0      | HOME           | 3- 1       | 2- 0        | 8- 0          |      |      |       |           |
| 7- 4              | 0- 3     | 0- 0      | AWAY           | 1- 1       | 3- 0        | 3- 0          |      |      |       |           |
| 2- 1              | 0- 1     | 0- 0      | NEUTRAL        | 0- 0       | 0- 0        | 2- 0          |      |      |       |           |
| 15- 0             | 0- 0     | 2- 0      | NON-CONFERENCE | 2- 0       | 1- 0        | 10- 0         |      |      |       |           |
| 10- 0             | 0- 0     | 2- 0      | HOME           | 1- 0       | 1- 0        | 6- 0          |      |      |       |           |
| 3- 0              | 0- 0     | 0- 0      | AWAY           | 1- 0       | 0- 0        | 2- 0          |      |      |       |           |
| 2- 0              | 0- 0     | 0- 0      | NEUTRAL        | 0- 0       | 0- 0        | 2- 0          |      |      |       |           |
| 11- 6             | 0- 4     | 2- 0      | CONFERENCE     | 2- 2       | 4- 0        | 3- 0          |      |      |       |           |
| 7- 1              | 0- 0     | 2- 0      | HOME           | 2- 1       | 1- 0        | 2- 0          |      |      |       |           |
| 4- 4              | 0- 3     | 0- 0      | AWAY           | 0- 1       | 3- 0        | 1- 0          |      |      |       |           |
| 0- 1              | 0- 1     | 0- 0      | NEUTRAL        | 0- 0       | 0- 0        | 0- 0          |      |      |       |           |

| RPI 1-25                  |   |                    |       | RPI 26-50 |   |                 |       | Team's RPI: 29 | RPI 51-100 |   |                |       | RPI 101+ |   |                  |        |
|---------------------------|---|--------------------|-------|-----------|---|-----------------|-------|----------------|------------|---|----------------|-------|----------|---|------------------|--------|
| RPI                       | S | Opponent           | Score | RPI       | S | Opponent        | Score |                | RPI        | S | Opponent       | Score | RPI      | S | Opponent         | Score  |
| 2                         | A | Tennessee          | 67 79 | 30        | H | Western Ky.     | 88 77 |                | 58         | H | LSU            | 69 71 | 101      | A | Ole Miss         | 64 62  |
| 3                         | A | South Carolina     | 50 69 | 34        | H | Texas A&M       | 63 61 |                | 59         | H | Georgia        | 64 56 | 101      | H | Ole Miss         | 55 47  |
| 8                         | A | Kentucky           | 90 92 | 44        | H | Arkansas        | 72 57 |                | 63         | A | Vanderbilt     | 62 78 | 102      | A | Missouri         | 53 47  |
| 8                         | N | Kentucky           | 67 76 | 49        | H | Arkansas St.    | 93 83 |                | 63         | H | Vanderbilt     | 69 44 | 121      | H | Louisiana Tech   | 81 77  |
|                           |   |                    |       |           |   |                 |       |                | 75         | H | West Virginia  | 74 61 | 150      | A | Auburn           | 59 48  |
|                           |   |                    |       |           |   |                 |       |                | 93         | A | Southern Miss. | 73 46 | 155      | A | La.-Lafayette    | 66 51  |
|                           |   |                    |       |           |   |                 |       |                |            |   |                |       | 161      | H | Florida          | 75 62  |
|                           |   |                    |       |           |   |                 |       |                |            |   |                |       | 191      | H | Mercer           | 97 66  |
|                           |   |                    |       |           |   |                 |       |                |            |   |                |       | 199      | A | Alabama          | 57 55  |
|                           |   |                    |       |           |   |                 |       |                |            |   |                |       | 199      | H | Alabama          | 66 50  |
|                           |   |                    |       |           |   |                 |       |                |            |   |                |       | 207      | N | Ill.-Chicago     | 73 36  |
|                           |   |                    |       |           |   |                 |       |                |            |   |                |       | 220      | H | La.-Monroe       | 80 46  |
|                           |   |                    |       |           |   |                 |       |                |            |   |                |       | 267      | H | North Dakota St. | 109 58 |
|                           |   |                    |       |           |   |                 |       |                |            |   |                |       | 274      | N | Miami (OH)       | 68 42  |
|                           |   |                    |       |           |   |                 |       |                |            |   |                |       | 302      | A | New Orleans      | 85 45  |
|                           |   |                    |       |           |   |                 |       |                |            |   |                |       | 332      | H | Southeastern La. | 97 36  |
|                           |   |                    |       |           |   |                 |       |                |            |   |                |       | 337      | H | Ark.-Pine Bluff  | 83 26  |
|                           |   |                    |       |           |   |                 |       |                |            |   |                |       | 349      | H | Mississippi Val. | 104 41 |
| LAST 12 Division I GAMES: |   |                    |       |           |   |                 |       |                |            |   |                |       |          |   |                  |        |
|                           |   | 8 N Kentucky       | 67 76 |           |   | 34 H Texas A&M  | 63 61 |                |            |   |                |       |          |   |                  |        |
|                           |   | 101 H Ole Miss     | 55 47 |           |   | 2 A Tennessee   | 67 79 |                |            |   |                |       |          |   |                  |        |
|                           |   | 3 A South Carolina | 50 69 |           |   | 63 H Vanderbilt | 69 44 |                |            |   |                |       |          |   |                  |        |
|                           |   | 199 A Alabama      | 57 55 |           |   | 150 A Auburn    | 59 48 |                |            |   |                |       |          |   |                  |        |
|                           |   | 161 H Florida      | 75 62 |           |   | 101 A Ole Miss  | 64 62 |                |            |   |                |       |          |   |                  |        |
|                           |   | 8 A Kentucky       | 90 92 |           |   | 199 H Alabama   | 66 50 |                |            |   |                |       |          |   |                  |        |

Non-Div I Games:

Mississippi St.

|                   |          |           |                |            |             |               |      |      |       |           |
|-------------------|----------|-----------|----------------|------------|-------------|---------------|------|------|-------|-----------|
| Average RPI Win:  | 294      | WON-LOST  | WINNING        | LAST 10    | STRENGTH OF | OPP. STRENGTH | TEAM | ADJ. | CONF. | ADJ CONF. |
| Average RPI Loss: | 231      | RECORD    | PCT. RANK      | GAMES      | SCHEDULE    | OF SCHEDULE   | RPI  | RPI  | RPI   | RPI       |
| DIV. I ONLY       | 2- 25    | 345       | 1- 9           | 329        | 343         | 349           | 349  | 32   | 32    |           |
| DIV. I NON-CONF.  | 0- 9     | 339       | 0- 0           | 155        | 76          | 325           | 325  | 32   | 32    |           |
| TOTALS            | RPI 1-25 | RPI 26-50 | W-L RECORDS    | RPI 51-100 | RPI 101-150 | RPI 150+      |      |      |       |           |
| 2- 25             | 0- 0     | 0- 1      | OVERALL        | 0- 3       | 0- 1        | 2- 20         |      |      |       |           |
| 2- 7              | 0- 0     | 0- 0      | HOME           | 0- 0       | 0- 0        | 2- 7          |      |      |       |           |
| 0- 17             | 0- 0     | 0- 1      | AWAY           | 0- 3       | 0- 1        | 0- 12         |      |      |       |           |
| 0- 1              | 0- 0     | 0- 0      | NEUTRAL        | 0- 0       | 0- 0        | 0- 1          |      |      |       |           |
| 0- 9              | 0- 0     | 0- 1      | NON-CONFERENCE | 0- 3       | 0- 1        | 0- 4          |      |      |       |           |
| 0- 0              | 0- 0     | 0- 0      | HOME           | 0- 0       | 0- 0        | 0- 0          |      |      |       |           |
| 0- 8              | 0- 0     | 0- 1      | AWAY           | 0- 3       | 0- 1        | 0- 3          |      |      |       |           |
| 0- 1              | 0- 0     | 0- 0      | NEUTRAL        | 0- 0       | 0- 0        | 0- 1          |      |      |       |           |
| 2- 16             | 0- 0     | 0- 0      | CONFERENCE     | 0- 0       | 0- 0        | 2- 16         |      |      |       |           |
| 2- 7              | 0- 0     | 0- 0      | HOME           | 0- 0       | 0- 0        | 2- 7          |      |      |       |           |
| 0- 9              | 0- 0     | 0- 0      | AWAY           | 0- 0       | 0- 0        | 0- 9          |      |      |       |           |
| 0- 0              | 0- 0     | 0- 0      | NEUTRAL        | 0- 0       | 0- 0        | 0- 0          |      |      |       |           |

| RPI S                     | Opponent          | Score  | RPI S | Opponent         | Score | RPI S | Opponent          | Score | RPI S | Opponent | Score | Team's RPI: 349 |
|---------------------------|-------------------|--------|-------|------------------|-------|-------|-------------------|-------|-------|----------|-------|-----------------|
| 29                        | A Mississippi St. | 41 104 | 53    | A Tulane         | 47 87 | 101   | A Ole Miss        | 38 91 |       |          |       |                 |
|                           |                   |        | 63    | A Vanderbilt     | 37 63 | 187   | A Memphis         | 39 62 |       |          |       |                 |
|                           |                   |        | 93    | A Southern Miss. | 51 69 | 190   | A Texas Southern  | 46 70 |       |          |       |                 |
|                           |                   |        |       |                  |       | 190   | H Texas Southern  | 52 63 |       |          |       |                 |
|                           |                   |        |       |                  |       | 199   | A Alabama         | 40 71 |       |          |       |                 |
|                           |                   |        |       |                  |       | 230   | A Southern U.     | 51 70 |       |          |       |                 |
|                           |                   |        |       |                  |       | 230   | H Southern U.     | 50 59 |       |          |       |                 |
|                           |                   |        |       |                  |       | 235   | N George Mason    | 62 71 |       |          |       |                 |
|                           |                   |        |       |                  |       | 247   | A Prairie View    | 50 69 |       |          |       |                 |
|                           |                   |        |       |                  |       | 247   | H Prairie View    | 61 78 |       |          |       |                 |
|                           |                   |        |       |                  |       | 276   | A Jackson St.     | 54 58 |       |          |       |                 |
|                           |                   |        |       |                  |       | 276   | H Jackson St.     | 74 71 |       |          |       |                 |
|                           |                   |        |       |                  |       | 277   | A Alabama St.     | 57 61 |       |          |       |                 |
|                           |                   |        |       |                  |       | 277   | H Alabama St.     | 45 62 |       |          |       |                 |
|                           |                   |        |       |                  |       | 312   | A Grambling       | 31 62 |       |          |       |                 |
|                           |                   |        |       |                  |       | 312   | H Grambling       | 61 58 |       |          |       |                 |
|                           |                   |        |       |                  |       | 313   | A Alcorn          | 47 52 |       |          |       |                 |
|                           |                   |        |       |                  |       | 313   | H Alcorn          | 40 50 |       |          |       |                 |
|                           |                   |        |       |                  |       | 337   | A Ark.-Pine Bluff | 47 65 |       |          |       |                 |
|                           |                   |        |       |                  |       | 337   | H Ark.-Pine Bluff | 51 63 |       |          |       |                 |
|                           |                   |        |       |                  |       | 342   | A UMKC            | 46 62 |       |          |       |                 |
|                           |                   |        |       |                  |       | 346   | A Alabama A&M     | 51 71 |       |          |       |                 |
|                           |                   |        |       |                  |       | 346   | H Alabama A&M     | 58 63 |       |          |       |                 |
| LAST 12 Division I GAMES: |                   |        |       |                  |       |       |                   |       |       |          |       |                 |
| 337                       | H Ark.-Pine Bluff | 51 63  | 313   | H Alcorn         | 40 50 |       |                   |       |       |          |       |                 |
| 312                       | H Grambling       | 61 58  | 277   | A Alabama St.    | 57 61 |       |                   |       |       |          |       |                 |
| 276                       | A Jackson St.     | 54 58  | 346   | A Alabama A&M    | 51 71 |       |                   |       |       |          |       |                 |
| 190                       | A Texas Southern  | 46 70  | 312   | A Grambling      | 31 62 |       |                   |       |       |          |       |                 |
| 247                       | A Prairie View    | 50 69  | 276   | H Jackson St.    | 74 71 |       |                   |       |       |          |       |                 |
| 230                       | H Southern U.     | 50 59  | 190   | H Texas Southern | 52 63 |       |                   |       |       |          |       |                 |

Non-Div I Games: Talladega 59 38 Philander Smith 71 65

Mississippi Val.

Loss, Non-Conf, S Site, H Home A Away N Neutral

| RPI 1-25                  |   |                |       | RPI 26-50 |   |                 |       | RPI 51-100 |   |            |       | RPI 101+ |   |                   |       |
|---------------------------|---|----------------|-------|-----------|---|-----------------|-------|------------|---|------------|-------|----------|---|-------------------|-------|
| RPI                       | S | Opponent       | Score | RPI       | S | Opponent        | Score | RPI        | S | Opponent   | Score | RPI      | S | Opponent          | Score |
| 2                         | A | Tennessee      | 53 63 | 29        | H | Mississippi St. | 47 53 | 58         | A | LSU        | 65 74 | 101      | H | Ole Miss          | 72 58 |
| 3                         | H | South Carolina | 49 60 | 34        | A | Texas A&M       | 70 69 | 59         | A | Georgia    | 48 69 | 123      | H | Missouri St.      | 52 57 |
| 8                         | H | Kentucky       | 69 83 | 34        | H | Texas A&M       | 48 55 | 59         | N | Georgia    | 64 75 | 131      | H | UT Martin         | 74 65 |
| 23                        | N | California     | 70 82 | 44        | A | Arkansas        | 55 73 | 63         | A | Vanderbilt | 54 51 | 150      | H | Auburn            | 59 49 |
|                           |   |                |       | 44        | H | Arkansas        | 57 41 | 99         | H | Colorado   | 53 50 | 151      | H | Saint Louis       | 74 55 |
|                           |   |                |       |           |   |                 |       |            |   |            |       | 161      | A | Florida           | 68 52 |
|                           |   |                |       |           |   |                 |       |            |   |            |       | 161      | H | Florida           | 66 47 |
|                           |   |                |       |           |   |                 |       |            |   |            |       | 185      | A | Wake Forest       | 79 64 |
|                           |   |                |       |           |   |                 |       |            |   |            |       | 199      | A | Alabama           | 64 67 |
|                           |   |                |       |           |   |                 |       |            |   |            |       | 232      | N | UNLV              | 79 60 |
|                           |   |                |       |           |   |                 |       |            |   |            |       | 233      | H | Western Ill.      | 89 52 |
|                           |   |                |       |           |   |                 |       |            |   |            |       | 250      | H | Northern Ill.     | 47 44 |
|                           |   |                |       |           |   |                 |       |            |   |            |       | 283      | H | Milwaukee         | 68 55 |
|                           |   |                |       |           |   |                 |       |            |   |            |       | 307      | H | Loyola Chicago    | 56 45 |
|                           |   |                |       |           |   |                 |       |            |   |            |       | 316      | H | Southeast Mo. St. | 88 42 |
|                           |   |                |       |           |   |                 |       |            |   |            |       | 318      | A | Bradley           | 64 76 |
| LAST 12 Division I GAMES: |   |                |       |           |   |                 |       |            |   |            |       |          |   |                   |       |
|                           |   |                |       | 59        | N | Georgia         | 64 75 | 150        | H | Auburn     | 59 49 |          |   |                   |       |
|                           |   |                |       | 44        | H | Arkansas        | 57 41 | 34         | H | Texas A&M  | 48 55 |          |   |                   |       |
|                           |   |                |       | 34        | A | Texas A&M       | 70 69 | 58         | A | LSU        | 65 74 |          |   |                   |       |
|                           |   |                |       | 63        | A | Vanderbilt      | 54 51 | 161        | A | Florida    | 68 52 |          |   |                   |       |
|                           |   |                |       | 101       | H | Ole Miss        | 72 58 | 8          | H | Kentucky   | 69 83 |          |   |                   |       |
|                           |   |                |       | 199       | A | Alabama         | 64 67 | 44         | A | Arkansas   | 55 73 |          |   |                   |       |

Missouri

Page 188

|                   |          |           |                |            |             |               |      |      |       |           |
|-------------------|----------|-----------|----------------|------------|-------------|---------------|------|------|-------|-----------|
| Average RPI Win:  | 219      | WON-LOST  | WINNING        | LAST 10    | STRENGTH OF | OPP. STRENGTH | TEAM | ADJ. | CONF. | ADJ CONF. |
| Average RPI Loss: | 94       | RECORD    | PCT. RANK      | GAMES      | SCHEDULE    | OF SCHEDULE   | RPI  | RPI  | RPI   | RPI       |
| DIV. I ONLY       | 16- 13   | 144       | 8- 2           | 154        | 128         | 123           | 123  | 19   | 19    |           |
| DIV. I NON-CONF.  | 3- 8     | 263       | 0- 0           | 62         | 23          | 189           | 189  | 16   | 16    |           |
| TOTALS            | RPI 1-25 | RPI 26-50 | W-L RECORDS    | RPI 51-100 | RPI 101-150 | RPI 150+      |      |      |       |           |
| 16- 13            | 0- 0     | 0- 6      | OVERALL        | 1- 3       | 2- 1        | 13- 3         |      |      |       |           |
| 9- 4              | 0- 0     | 0- 3      | HOME           | 1- 0       | 1- 0        | 7- 1          |      |      |       |           |
| 7- 8              | 0- 0     | 0- 3      | AWAY           | 0- 2       | 1- 1        | 6- 2          |      |      |       |           |
| 0- 1              | 0- 0     | 0- 0      | NEUTRAL        | 0- 1       | 0- 0        | 0- 0          |      |      |       |           |
| 3- 8              | 0- 0     | 0- 4      | NON-CONFERENCE | 0- 2       | 1- 0        | 2- 2          |      |      |       |           |
| 2- 2              | 0- 0     | 0- 2      | HOME           | 0- 0       | 0- 0        | 2- 0          |      |      |       |           |
| 1- 5              | 0- 0     | 0- 2      | AWAY           | 0- 1       | 1- 0        | 0- 2          |      |      |       |           |
| 0- 1              | 0- 0     | 0- 0      | NEUTRAL        | 0- 1       | 0- 0        | 0- 0          |      |      |       |           |
| 13- 5             | 0- 0     | 0- 2      | CONFERENCE     | 1- 1       | 1- 1        | 11- 1         |      |      |       |           |
| 7- 2              | 0- 0     | 0- 1      | HOME           | 1- 0       | 1- 0        | 5- 1          |      |      |       |           |
| 6- 3              | 0- 0     | 0- 1      | AWAY           | 0- 1       | 0- 1        | 6- 0          |      |      |       |           |
| 0- 0              | 0- 0     | 0- 0      | NEUTRAL        | 0- 0       | 0- 0        | 0- 0          |      |      |       |           |

| RPI 1-25                  |   |          |       | RPI 26-50 |   |               |       | RPI 51-100 |   |                |       | RPI 101+ |   |                |       | Team's RPI: 123 |  |
|---------------------------|---|----------|-------|-----------|---|---------------|-------|------------|---|----------------|-------|----------|---|----------------|-------|-----------------|--|
| RPI                       | S | Opponent | Score | RPI       | S | Opponent      | Score | RPI        | S | Opponent       | Score | RPI      | S | Opponent       | Score |                 |  |
|                           |   |          |       | 31        | A | UALR          | 48 61 | 74         | N | TCU            | 68 82 | 102      | A | Missouri       | 57 52 |                 |  |
|                           |   |          |       | 38        | A | Wichita St.   | 50 69 | 79         | A | Drake          | 89 94 | 122      | A | UNI            | 56 64 |                 |  |
|                           |   |          |       | 38        | H | Wichita St.   | 59 71 | 79         | H | Drake          | 86 57 | 122      | H | UNI            | 72 70 |                 |  |
|                           |   |          |       | 44        | H | Arkansas      | 50 59 | 99         | A | Colorado       | 59 87 | 158      | A | Oral Roberts   | 57 70 |                 |  |
|                           |   |          |       | 46        | A | Oklahoma St.  | 36 77 |            |   |                |       | 163      | A | Southern Ill.  | 73 57 |                 |  |
|                           |   |          |       | 49        | H | Arkansas St.  | 62 78 |            |   |                |       | 163      | H | Southern Ill.  | 61 57 |                 |  |
|                           |   |          |       |           |   |               |       |            |   |                |       | 170      | A | Indiana St.    | 65 56 |                 |  |
|                           |   |          |       |           |   |               |       |            |   |                |       | 170      | H | Indiana St.    | 74 66 |                 |  |
|                           |   |          |       |           |   |               |       |            |   |                |       | 176      | H | SIUE           | 75 69 |                 |  |
|                           |   |          |       |           |   |               |       |            |   |                |       | 187      | A | Memphis        | 63 79 |                 |  |
|                           |   |          |       |           |   |               |       |            |   |                |       | 216      | H | IUPUI          | 68 58 |                 |  |
|                           |   |          |       |           |   |               |       |            |   |                |       | 251      | A | Evansville     | 86 71 |                 |  |
|                           |   |          |       |           |   |               |       |            |   |                |       | 251      | H | Evansville     | 56 65 |                 |  |
|                           |   |          |       |           |   |               |       |            |   |                |       | 307      | A | Loyola Chicago | 87 57 |                 |  |
|                           |   |          |       |           |   |               |       |            |   |                |       | 307      | H | Loyola Chicago | 83 64 |                 |  |
|                           |   |          |       |           |   |               |       |            |   |                |       | 318      | A | Bradley        | 78 64 |                 |  |
|                           |   |          |       |           |   |               |       |            |   |                |       | 318      | H | Bradley        | 69 61 |                 |  |
|                           |   |          |       |           |   |               |       |            |   |                |       | 323      | A | Illinois St.   | 90 78 |                 |  |
|                           |   |          |       |           |   |               |       |            |   |                |       | 323      | H | Illinois St.   | 58 35 |                 |  |
| LAST 12 Division I GAMES: |   |          |       |           |   |               |       |            |   |                |       |          |   |                |       |                 |  |
|                           |   |          |       | 251       | A | Evansville    | 86 71 | 307        | H | Loyola Chicago | 83 64 |          |   |                |       |                 |  |
|                           |   |          |       | 170       | A | Indiana St.   | 65 56 | 318        | H | Bradley        | 69 61 |          |   |                |       |                 |  |
|                           |   |          |       | 79        | H | Drake         | 86 57 | 38         | A | Wichita St.    | 50 69 |          |   |                |       |                 |  |
|                           |   |          |       | 122       | H | UNI           | 72 70 | 122        | A | UNI            | 56 64 |          |   |                |       |                 |  |
|                           |   |          |       | 323       | A | Illinois St.  | 90 78 | 79         | A | Drake          | 89 94 |          |   |                |       |                 |  |
|                           |   |          |       | 163       | A | Southern Ill. | 73 57 | 323        | H | Illinois St.   | 58 35 |          |   |                |       |                 |  |

Non-Div I Games:

Missouri St.

| Hiram             |          |           |                | Through Games Of March 10, 1918 |             |               |      |      |       |           |
|-------------------|----------|-----------|----------------|---------------------------------|-------------|---------------|------|------|-------|-----------|
| Average RPI Win:  | 280      | WON-LOST  | WINNING        | LAST 10                         | STRENGTH OF | OPP. STRENGTH | TEAM | ADJ. | CONF. | ADJ CONF. |
| Average RPI Loss: | 156      | RECORD    | PCT. RANK      | GAMES                           | SCHEDULE    | OF SCHEDULE   | RPI  | RPI  | RPI   | RPI       |
| DIV. I ONLY       | 13- 18   | 231       | 5- 5           | 256                             | 267         | 241           | 241  | 24   | 24    |           |
| DIV. I NON-CONF.  | 4- 5     | 188       | 0- 0           | 236                             | 330         | 220           | 220  | 24   | 24    |           |
| TOTALS            | RPI 1-25 | RPI 26-50 | W-L RECORDS    | RPI 51-100                      | RPI 101-150 | RPI 150+      |      |      |       |           |
| 13- 18            | 0- 4     | 0- 0      | OVERALL        | 0- 0                            | 0- 4        | 13- 10        |      |      |       |           |
| 6- 8              | 0- 2     | 0- 0      | HOME           | 0- 0                            | 0- 2        | 6- 4          |      |      |       |           |
| 6- 9              | 0- 1     | 0- 0      | AWAY           | 0- 0                            | 0- 2        | 6- 6          |      |      |       |           |
| 1- 1              | 0- 1     | 0- 0      | NEUTRAL        | 0- 0                            | 0- 0        | 1- 0          |      |      |       |           |
| 4- 5              | 0- 1     | 0- 0      | NON-CONFERENCE | 0- 0                            | 0- 2        | 4- 2          |      |      |       |           |
| 2- 2              | 0- 1     | 0- 0      | HOME           | 0- 0                            | 0- 1        | 2- 0          |      |      |       |           |
| 2- 3              | 0- 0     | 0- 0      | AWAY           | 0- 0                            | 0- 1        | 2- 2          |      |      |       |           |
| 0- 0              | 0- 0     | 0- 0      | NEUTRAL        | 0- 0                            | 0- 0        | 0- 0          |      |      |       |           |
| 9- 13             | 0- 3     | 0- 0      | CONFERENCE     | 0- 0                            | 0- 2        | 9- 8          |      |      |       |           |
| 4- 6              | 0- 1     | 0- 0      | HOME           | 0- 0                            | 0- 1        | 4- 4          |      |      |       |           |
| 4- 6              | 0- 1     | 0- 0      | AWAY           | 0- 0                            | 0- 1        | 4- 4          |      |      |       |           |
| 1- 1              | 0- 1     | 0- 0      | NEUTRAL        | 0- 0                            | 0- 0        | 1- 0          |      |      |       |           |

| RPI 1-25                  |   |                     |       |    |                           |
|---------------------------|---|---------------------|-------|----|---------------------------|
| RPI                       | S | Opponent            | Score |    |                           |
| 12                        | H | Princeton           | 53    | 84 |                           |
| 24                        | A | Quinnipiac          | 53    | 94 |                           |
| 24                        | H | Quinnipiac          | 48    | 87 |                           |
| 24                        | N | Quinnipiac          | 61    | 82 |                           |
| RPI 26-50                 |   |                     |       |    |                           |
| RPI                       | S | Opponent            | Score |    |                           |
| RPI 51-100                |   |                     |       |    |                           |
| RPI                       | S | Opponent            | Score |    |                           |
| RPI 101+ Team's RPI: 241  |   |                     |       |    |                           |
| RPI                       | S | Opponent            | Score |    |                           |
| 106                       | H | Lehigh              | 70    | 82 |                           |
| 115                       | A | Marist              | 65    | 75 |                           |
| 115                       | H | Marist              | 60    | 63 |                           |
| 124                       | A | Yale                | 58    | 62 |                           |
| 169                       | A | Siena               | 58    | 65 |                           |
| 169                       | H | Siena               | 52    | 54 |                           |
| 179                       | A | Fairfield           | 52    | 54 |                           |
| 179                       | H | Fairfield           | 59    | 33 |                           |
| 189                       | A | Xavier              | 45    | 61 |                           |
| 194                       | A | Iona                | 58    | 71 |                           |
| 194                       | H | Iona                | 75    | 74 |                           |
| 239                       | A | Niagara             | 81    | 69 |                           |
| 239                       | H | Niagara             | 45    | 59 |                           |
| 261                       | A | Canisius            | 49    | 62 |                           |
| 261                       | H | Canisius            | 58    | 75 |                           |
| 261                       | N | Canisius            | 68    | 56 |                           |
| 263                       | H | Colgate             | 82    | 62 |                           |
| 278                       | A | Rider               | 66    | 62 |                           |
| 278                       | H | Rider               | 55    | 65 |                           |
| 301                       | H | Fairleigh Dickinson | 71    | 66 |                           |
| 308                       | A | LIU Brooklyn        | 78    | 57 |                           |
| 322                       | A | Manhattan           | 73    | 69 |                           |
| 322                       | H | Manhattan           | 84    | 67 |                           |
| 325                       | A | Wagner              | 82    | 59 |                           |
| 327                       | A | Saint Peter's       | 67    | 52 |                           |
| 327                       | H | Saint Peter's       | 64    | 56 |                           |
| LAST 12 Division I GAMES: |   |                     |       |    |                           |
| 24                        | N | Quinnipiac          | 61    | 82 | 327 H Saint Peter's 64 56 |
| 261                       | N | Canisius            | 68    | 56 | 278 H Rider 55 65         |
| 24                        | H | Quinnipiac          | 48    | 87 | 169 A Siena 58 65         |
| 322                       | H | Manhattan           | 84    | 67 | 327 A Saint Peter's 67 52 |
| 261                       | A | Canisius            | 49    | 62 | 179 A Fairfield 52 54     |
| 239                       | A | Niagara             | 81    | 69 | 261 H Canisius 58 75      |

Non-Div I Games:

Monmouth

Loss, Non-Conf, S Site, H Home A Away N Neutral

| RPI | S | Opponent | Score |
|-----|---|----------|-------|
| 328 | A | UMES     | 73 86 |

Monmouth

Montana

Through Games Of March 10, 2015

|                              |          |           |                |             |               |          |      |       |           |
|------------------------------|----------|-----------|----------------|-------------|---------------|----------|------|-------|-----------|
| Average RPI Win: <b>227</b>  | WON-LOST | WINNING   | LAST 10        | STRENGTH OF | OPP. STRENGTH | TEAM     | ADJ. | CONF. | ADJ CONF. |
| Average RPI Loss: <b>135</b> | RECORD   | PCT. RANK | GAMES          | SCHEDULE    | OF SCHEDULE   | RPI      | RPI  | RPI   | RPI       |
| DIV. I ONLY                  | 19- 8    | 59        | 7- 3           | 224         | 238           | 98       | 98   | 21    | 21        |
| DIV. I NON-CONF.             | 5- 4     | 139       | 0- 0           | 250         | 194           | 183      | 183  | 21    | 21        |
| TOTALS                       | RPI 1-25 | RPI 26-50 | W-L RECORDS    | RPI 51-100  | RPI 101-150   | RPI 150+ |      |       |           |
| 19- 8                        | 0- 1     | 0- 0      | OVERALL        | 0- 1        | 3- 2          | 16- 4    |      |       |           |
| 10- 2                        | 0- 0     | 0- 0      | HOME           | 0- 0        | 2- 1          | 8- 1     |      |       |           |
| 8- 4                         | 0- 0     | 0- 0      | AWAY           | 0- 1        | 1- 1          | 7- 2     |      |       |           |
| 1- 2                         | 0- 1     | 0- 0      | NEUTRAL        | 0- 0        | 0- 0          | 1- 1     |      |       |           |
| 5- 4                         | 0- 1     | 0- 0      | NON-CONFERENCE | 0- 1        | 0- 0          | 5- 2     |      |       |           |
| 2- 1                         | 0- 0     | 0- 0      | HOME           | 0- 0        | 0- 0          | 2- 1     |      |       |           |
| 2- 1                         | 0- 0     | 0- 0      | AWAY           | 0- 1        | 0- 0          | 2- 0     |      |       |           |
| 1- 2                         | 0- 1     | 0- 0      | NEUTRAL        | 0- 0        | 0- 0          | 1- 1     |      |       |           |
| 14- 4                        | 0- 0     | 0- 0      | CONFERENCE     | 0- 0        | 3- 2          | 11- 2    |      |       |           |
| 8- 1                         | 0- 0     | 0- 0      | HOME           | 0- 0        | 2- 1          | 6- 0     |      |       |           |
| 6- 3                         | 0- 0     | 0- 0      | AWAY           | 0- 0        | 1- 1          | 5- 2     |      |       |           |
| 0- 0                         | 0- 0     | 0- 0      | NEUTRAL        | 0- 0        | 0- 0          | 0- 0     |      |       |           |

| RPI 1-25                  |   |           |       | RPI 26-50 |   |                |       | RPI 51-100 |   |          |       | Team's RPI: 98 | RPI 101+ |   |                |       |
|---------------------------|---|-----------|-------|-----------|---|----------------|-------|------------|---|----------|-------|----------------|----------|---|----------------|-------|
| RPI                       | S | Opponent  | Score | RPI       | S | Opponent       | Score | RPI        | S | Opponent | Score |                | RPI      | S | Opponent       | Score |
| 12                        | N | Princeton | 55 80 |           |   |                |       | 61         | A | Pacific  | 50 62 |                | 133      | H | Sacramento St. | 94 86 |
|                           |   |           |       |           |   |                |       |            |   |          |       |                | 134      | A | Eastern Wash.  | 64 65 |
|                           |   |           |       |           |   |                |       |            |   |          |       |                | 134      | H | Eastern Wash.  | 69 59 |
|                           |   |           |       |           |   |                |       |            |   |          |       |                | 138      | A | Northern Colo. | 64 58 |
|                           |   |           |       |           |   |                |       |            |   |          |       |                | 138      | H | Northern Colo. | 51 52 |
|                           |   |           |       |           |   |                |       |            |   |          |       |                | 162      | A | Montana St.    | 57 65 |
|                           |   |           |       |           |   |                |       |            |   |          |       |                | 162      | H | Montana St.    | 62 48 |
|                           |   |           |       |           |   |                |       |            |   |          |       |                | 174      | N | Charlotte      | 67 58 |
|                           |   |           |       |           |   |                |       |            |   |          |       |                | 177      | A | North Dakota   | 52 59 |
|                           |   |           |       |           |   |                |       |            |   |          |       |                | 177      | H | North Dakota   | 66 51 |
|                           |   |           |       |           |   |                |       |            |   |          |       |                | 185      | N | Wake Forest    | 60 73 |
|                           |   |           |       |           |   |                |       |            |   |          |       |                | 193      | A | Idaho          | 87 74 |
|                           |   |           |       |           |   |                |       |            |   |          |       |                | 193      | H | Idaho          | 81 68 |
|                           |   |           |       |           |   |                |       |            |   |          |       |                | 212      | H | Wyoming        | 54 60 |
|                           |   |           |       |           |   |                |       |            |   |          |       |                | 240      | A | Idaho St.      | 69 51 |
|                           |   |           |       |           |   |                |       |            |   |          |       |                | 240      | H | Idaho St.      | 77 65 |
|                           |   |           |       |           |   |                |       |            |   |          |       |                | 254      | A | Southern Utah  | 59 37 |
|                           |   |           |       |           |   |                |       |            |   |          |       |                | 258      | A | Weber St.      | 64 60 |
|                           |   |           |       |           |   |                |       |            |   |          |       |                | 258      | H | Weber St.      | 53 43 |
|                           |   |           |       |           |   |                |       |            |   |          |       |                | 260      | H | Austin Peay    | 83 62 |
|                           |   |           |       |           |   |                |       |            |   |          |       |                | 262      | A | Northern Ariz. | 69 42 |
|                           |   |           |       |           |   |                |       |            |   |          |       |                | 292      | A | Portland       | 69 55 |
|                           |   |           |       |           |   |                |       |            |   |          |       |                | 306      | A | Seattle        | 70 64 |
|                           |   |           |       |           |   |                |       |            |   |          |       |                | 311      | H | Portland St.   | 72 31 |
|                           |   |           |       |           |   |                |       |            |   |          |       |                | 326      | H | Utah Valley    | 68 44 |
| LAST 12 Division I GAMES: |   |           |       |           |   |                |       |            |   |          |       |                |          |   |                |       |
|                           |   |           |       | 162       | A | Montana St.    | 57 65 |            |   |          |       |                | 177      | H | North Dakota   | 66 51 |
|                           |   |           |       | 134       | H | Eastern Wash.  | 69 59 |            |   |          |       |                | 193      | A | Idaho          | 87 74 |
|                           |   |           |       | 193       | H | Idaho          | 81 68 |            |   |          |       |                | 134      | A | Eastern Wash.  | 64 65 |
|                           |   |           |       | 258       | A | Weber St.      | 64 60 |            |   |          |       |                | 133      | H | Sacramento St. | 94 86 |
|                           |   |           |       | 240       | A | Idaho St.      | 69 51 |            |   |          |       |                | 311      | H | Portland St.   | 72 31 |
|                           |   |           |       | 138       | H | Northern Colo. | 51 52 |            |   |          |       |                | 254      | A | Southern Utah  | 59 37 |

Non-Div I Games: Montana Western 55 44 Carroll (MT) 64 34

Montana

Loss, Non-Conf, S Site, H Home A Away N Neutral



|                              |          |           |                |             |               |          |      |       |           |
|------------------------------|----------|-----------|----------------|-------------|---------------|----------|------|-------|-----------|
| Average RPI Win: <b>208</b>  | WON-LOST | WINNING   | LAST 10        | STRENGTH OF | OPP. STRENGTH | TEAM     | ADJ. | CONF. | ADJ CONF. |
| Average RPI Loss: <b>147</b> | RECORD   | PCT. RANK | GAMES          | SCHEDULE    | OF SCHEDULE   | RPI      | RPI  | RPI   | RPI       |
| DIV. I ONLY                  | 13- 14   | 191       | 7- 3           | 118         | 246           | 162      | 162  | 21    | 21        |
| DIV. I NON-CONF.             | 4- 5     | 188       | 0- 0           | 68          | 189           | 118      | 118  | 21    | 21        |
| TOTALS                       | RPI 1-25 | RPI 26-50 | W-L RECORDS    | RPI 51-100  | RPI 101-150   | RPI 150+ |      |       |           |
| 13- 14                       | 0- 0     | 0- 1      | OVERALL        | 1- 4        | 2- 4          | 10- 5    |      |       |           |
| 9- 3                         | 0- 0     | 0- 1      | HOME           | 1- 0        | 2- 1          | 6- 1     |      |       |           |
| 3- 11                        | 0- 0     | 0- 0      | AWAY           | 0- 4        | 0- 3          | 3- 4     |      |       |           |
| 1- 0                         | 0- 0     | 0- 0      | NEUTRAL        | 0- 0        | 0- 0          | 1- 0     |      |       |           |
| 4- 5                         | 0- 0     | 0- 1      | NON-CONFERENCE | 0- 3        | 0- 1          | 4- 0     |      |       |           |
| 2- 1                         | 0- 0     | 0- 1      | HOME           | 0- 0        | 0- 0          | 2- 0     |      |       |           |
| 1- 4                         | 0- 0     | 0- 0      | AWAY           | 0- 3        | 0- 1          | 1- 0     |      |       |           |
| 1- 0                         | 0- 0     | 0- 0      | NEUTRAL        | 0- 0        | 0- 0          | 1- 0     |      |       |           |
| 9- 9                         | 0- 0     | 0- 0      | CONFERENCE     | 1- 1        | 2- 3          | 6- 5     |      |       |           |
| 7- 2                         | 0- 0     | 0- 0      | HOME           | 1- 0        | 2- 1          | 4- 1     |      |       |           |
| 2- 7                         | 0- 0     | 0- 0      | AWAY           | 0- 1        | 0- 2          | 2- 4     |      |       |           |
| 0- 0                         | 0- 0     | 0- 0      | NEUTRAL        | 0- 0        | 0- 0          | 0- 0     |      |       |           |

| RPI S                     | Opponent        | Score | RPI S | Opponent         | Score | RPI S | Opponent            | Score | RPI S | Opponent | Score | Team's RPI: 162 |
|---------------------------|-----------------|-------|-------|------------------|-------|-------|---------------------|-------|-------|----------|-------|-----------------|
| 39                        | H Gonzaga       | 60 89 | 55    | A San Diego      | 64 79 | 126   | A Boise St.         | 60 75 |       |          |       |                 |
|                           |                 |       | 70    | A Washington St. | 61 82 | 133   | H Sacramento St.    | 91 64 |       |          |       |                 |
|                           |                 |       | 84    | A CSUN           | 66 78 | 134   | A Eastern Wash.     | 58 72 |       |          |       |                 |
|                           |                 |       | 98    | A Montana        | 48 62 | 134   | H Eastern Wash.     | 63 53 |       |          |       |                 |
|                           |                 |       | 98    | H Montana        | 65 57 | 138   | A Northern Colo.    | 61 80 |       |          |       |                 |
|                           |                 |       |       |                  |       | 138   | H Northern Colo.    | 63 84 |       |          |       |                 |
|                           |                 |       |       |                  |       | 177   | A North Dakota      | 74 82 |       |          |       |                 |
|                           |                 |       |       |                  |       | 177   | H North Dakota      | 80 62 |       |          |       |                 |
|                           |                 |       |       |                  |       | 193   | A Idaho             | 76 65 |       |          |       |                 |
|                           |                 |       |       |                  |       | 193   | H Idaho             | 71 62 |       |          |       |                 |
|                           |                 |       |       |                  |       | 212   | H Wyoming           | 79 52 |       |          |       |                 |
|                           |                 |       |       |                  |       | 215   | A Cal St. Fullerton | 63 47 |       |          |       |                 |
|                           |                 |       |       |                  |       | 216   | N IUPUI             | 80 74 |       |          |       |                 |
|                           |                 |       |       |                  |       | 240   | A Idaho St.         | 74 87 |       |          |       |                 |
|                           |                 |       |       |                  |       | 240   | H Idaho St.         | 62 65 |       |          |       |                 |
|                           |                 |       |       |                  |       | 254   | A Southern Utah     | 69 74 |       |          |       |                 |
|                           |                 |       |       |                  |       | 258   | A Weber St.         | 60 49 |       |          |       |                 |
|                           |                 |       |       |                  |       | 258   | H Weber St.         | 62 54 |       |          |       |                 |
|                           |                 |       |       |                  |       | 262   | A Northern Ariz.    | 64 79 |       |          |       |                 |
|                           |                 |       |       |                  |       | 306   | H Seattle           | 74 61 |       |          |       |                 |
|                           |                 |       |       |                  |       | 311   | H Portland St.      | 63 46 |       |          |       |                 |
| LAST 12 Division I GAMES: |                 |       |       |                  |       |       |                     |       |       |          |       |                 |
| 98                        | H Montana       | 65 57 | 138   | H Northern Colo. | 63 84 |       |                     |       |       |          |       |                 |
| 193                       | H Idaho         | 71 62 | 134   | A Eastern Wash.  | 58 72 |       |                     |       |       |          |       |                 |
| 134                       | H Eastern Wash. | 63 53 | 193   | A Idaho          | 76 65 |       |                     |       |       |          |       |                 |
| 240                       | A Idaho St.     | 74 87 | 311   | H Portland St.   | 63 46 |       |                     |       |       |          |       |                 |
| 258                       | A Weber St.     | 60 49 | 133   | H Sacramento St. | 91 64 |       |                     |       |       |          |       |                 |
| 177                       | H North Dakota  | 80 62 | 262   | A Northern Ariz. | 64 79 |       |                     |       |       |          |       |                 |

Non-Div I Games: Mont. St. Billings 76 57 Great Falls 87 71

Montana St.

Loss, Non-Conf, S Site, H Home A Away N Neutral

|                   |          |           |                |            |             |               |      |      |       |           |
|-------------------|----------|-----------|----------------|------------|-------------|---------------|------|------|-------|-----------|
| Average RPI Win:  | 279      | WON-LOST  | WINNING        | LAST 10    | STRENGTH OF | OPP. STRENGTH | TEAM | ADJ. | CONF. | ADJ CONF. |
| Average RPI Loss: | 157      | RECORD    | PCT. RANK      | GAMES      | SCHEDULE    | OF SCHEDULE   | RPI  | RPI  | RPI   | RPI       |
| DIV. I ONLY       | 11- 18   | 246       | 4- 6           | 205        | 284         | 245           | 245  | 26   | 26    |           |
| DIV. I NON-CONF.  | 3- 9     | 281       | 0- 0           | 87         | 212         | 217           | 217  | 26   | 26    |           |
| TOTALS            | RPI 1-25 | RPI 26-50 | W-L RECORDS    | RPI 51-100 | RPI 101-150 | RPI 150+      |      |      |       |           |
| 11- 18            | 0- 1     | 0- 0      | OVERALL        | 0- 2       | 0- 3        | 11- 12        |      |      |       |           |
| 6- 7              | 0- 0     | 0- 0      | HOME           | 0- 0       | 0- 2        | 6- 5          |      |      |       |           |
| 5- 10             | 0- 1     | 0- 0      | AWAY           | 0- 2       | 0- 1        | 5- 5          |      |      |       |           |
| 0- 1              | 0- 0     | 0- 0      | NEUTRAL        | 0- 0       | 0- 0        | 0- 1          |      |      |       |           |
| 3- 9              | 0- 1     | 0- 0      | NON-CONFERENCE | 0- 2       | 0- 2        | 3- 4          |      |      |       |           |
| 1- 4              | 0- 0     | 0- 0      | HOME           | 0- 0       | 0- 2        | 1- 2          |      |      |       |           |
| 2- 5              | 0- 1     | 0- 0      | AWAY           | 0- 2       | 0- 0        | 2- 2          |      |      |       |           |
| 0- 0              | 0- 0     | 0- 0      | NEUTRAL        | 0- 0       | 0- 0        | 0- 0          |      |      |       |           |
| 8- 9              | 0- 0     | 0- 0      | CONFERENCE     | 0- 0       | 0- 1        | 8- 8          |      |      |       |           |
| 5- 3              | 0- 0     | 0- 0      | HOME           | 0- 0       | 0- 0        | 5- 3          |      |      |       |           |
| 3- 5              | 0- 0     | 0- 0      | AWAY           | 0- 0       | 0- 1        | 3- 4          |      |      |       |           |
| 0- 1              | 0- 0     | 0- 0      | NEUTRAL        | 0- 0       | 0- 0        | 0- 1          |      |      |       |           |

| RPI 1-25                  |   |          |       | RPI 26-50 |   |                  |       | RPI 51-100 |   |          |       | RPI 101+ Team's RPI: 245 |       |                   |       |
|---------------------------|---|----------|-------|-----------|---|------------------|-------|------------|---|----------|-------|--------------------------|-------|-------------------|-------|
| RPI                       | S | Opponent | Score | RPI       | S | Opponent         | Score | RPI        | S | Opponent | Score | RPI                      | S     | Opponent          | Score |
| 8                         | A | Kentucky | 62 91 |           |   |                  |       | 57         | A | Ohio     | 67 87 | 108                      | H     | East Tenn. St.    | 77 86 |
|                           |   |          |       |           |   |                  |       | 81         | A | Akron    | 61 89 | 111                      | H     | Cleveland St.     | 72 80 |
|                           |   |          |       |           |   |                  |       |            |   |          |       | 131                      | A     | UT Martin         | 70 99 |
|                           |   |          |       |           |   |                  |       |            |   |          |       | 157                      | A     | Tennessee St.     | 74 75 |
|                           |   |          |       |           |   |                  |       |            |   |          |       | 157                      | H     | Tennessee St.     | 74 81 |
|                           |   |          |       |           |   |                  |       |            |   |          |       | 157                      | N     | Tennessee St.     | 66 81 |
|                           |   |          |       |           |   |                  |       |            |   |          |       | 163                      | H     | Southern Ill.     | 66 75 |
|                           |   |          |       |           |   |                  |       |            |   |          |       | 166                      | A     | Indiana           | 57 98 |
|                           |   |          |       |           |   |                  |       |            |   |          |       | 172                      | A     | Belmont           | 56 57 |
|                           |   |          |       |           |   |                  |       |            |   |          |       | 172                      | H     | Belmont           | 66 55 |
|                           |   |          |       |           |   |                  |       |            |   |          |       | 176                      | H     | SIUE              | 61 62 |
|                           |   |          |       |           |   |                  |       |            |   |          |       | 206                      | A     | Jacksonville St.  | 64 72 |
|                           |   |          |       |           |   |                  |       |            |   |          |       | 206                      | H     | Jacksonville St.  | 78 83 |
|                           |   |          |       |           |   |                  |       |            |   |          |       | 221                      | A     | USC Upstate       | 69 75 |
|                           |   |          |       |           |   |                  |       |            |   |          |       | 234                      | H     | Georgia St.       | 74 72 |
|                           |   |          |       |           |   |                  |       |            |   |          |       | 235                      | A     | George Mason      | 79 70 |
|                           |   |          |       |           |   |                  |       |            |   |          |       | 252                      | H     | Lipscomb          | 59 61 |
|                           |   |          |       |           |   |                  |       |            |   |          |       | 260                      | A     | Austin Peay       | 82 72 |
|                           |   |          |       |           |   |                  |       |            |   |          |       | 265                      | A     | Norfolk St.       | 83 66 |
|                           |   |          |       |           |   |                  |       |            |   |          |       | 289                      | A     | Eastern Ky.       | 64 70 |
|                           |   |          |       |           |   |                  |       |            |   |          |       | 289                      | H     | Eastern Ky.       | 76 58 |
|                           |   |          |       |           |   |                  |       |            |   |          |       | 299                      | H     | Eastern Ill.      | 67 62 |
|                           |   |          |       |           |   |                  |       |            |   |          |       | 316                      | A     | Southeast Mo. St. | 64 59 |
|                           |   |          |       |           |   |                  |       |            |   |          |       | 331                      | H     | Murray St.        | 64 63 |
|                           |   |          |       |           |   |                  |       |            |   |          |       | 335                      | A     | Tennessee Tech    | 64 54 |
|                           |   |          |       |           |   |                  |       |            |   |          |       | 335                      | H     | Tennessee Tech    | 90 82 |
| LAST 12 Division I GAMES: |   |          |       |           |   |                  |       |            |   |          |       |                          |       |                   |       |
|                           |   |          |       | 157       | N | Tennessee St.    | 66 81 |            |   | 157      | H     | Tennessee St.            | 74 81 |                   |       |
|                           |   |          |       | 206       | H | Jacksonville St. | 78 83 |            |   | 172      | H     | Belmont                  | 66 55 |                   |       |
|                           |   |          |       | 157       | A | Tennessee St.    | 74 75 |            |   | 289      | H     | Eastern Ky.              | 76 58 |                   |       |
|                           |   |          |       | 335       | H | Tennessee Tech   | 90 82 |            |   | 335      | A     | Tennessee Tech           | 64 54 |                   |       |
|                           |   |          |       | 289       | A | Eastern Ky.      | 64 70 |            |   | 206      | A     | Jacksonville St.         | 64 72 |                   |       |
|                           |   |          |       | 172       | A | Belmont          | 56 57 |            |   | 260      | A     | Austin Peay              | 82 72 |                   |       |

Non-Div I Games: Brescia 98 68

Morehead St.

■ Loss, 
 ■ Non-Conf, 
 ■ S Site, 
 ■ Home 
 ■ A Away 
 N Neutral

|                              |          |           |                |             |               |          |      |       |           |
|------------------------------|----------|-----------|----------------|-------------|---------------|----------|------|-------|-----------|
| Average RPI Win: <b>322</b>  | WON-LOST | WINNING   | LAST 10        | STRENGTH OF | OPP. STRENGTH | TEAM     | ADJ. | CONF. | ADJ CONF. |
| Average RPI Loss: <b>188</b> | RECORD   | PCT. RANK | GAMES          | SCHEDULE    | OF SCHEDULE   | RPI      | RPI  | RPI   | RPI       |
| DIV. I ONLY                  | 9- 19    | 268       | 3- 7           | 315         | 326           | 293      | 293  | 31    | 31        |
| DIV. I NON-CONF.             | 1- 10    | 329       | 0- 1           | 161         | 185           | 295      | 295  | 29    | 29        |
| TOTALS                       | RPI 1-25 | RPI 26-50 | W-L RECORDS    | RPI 51-100  | RPI 101-150   | RPI 150+ |      |       |           |
| 9- 19                        | 0- 1     | 0- 1      | OVERALL        | 0- 2        | 0- 3          | 9- 12    |      |       |           |
| 4- 6                         | 0- 0     | 0- 0      | HOME           | 0- 0        | 0- 1          | 4- 5     |      |       |           |
| 5- 11                        | 0- 1     | 0- 0      | AWAY           | 0- 2        | 0- 2          | 5- 5     |      |       |           |
| 0- 2                         | 0- 0     | 0- 0      | NEUTRAL        | 0- 0        | 0- 0          | 0- 2     |      |       |           |
| 1- 10                        | 0- 1     | 0- 1      | NON-CONFERENCE | 0- 2        | 0- 1          | 1- 5     |      |       |           |
| 0- 2                         | 0- 0     | 0- 0      | HOME           | 0- 0        | 0- 0          | 0- 2     |      |       |           |
| 1- 7                         | 0- 1     | 0- 1      | AWAY           | 0- 2        | 0- 1          | 1- 2     |      |       |           |
| 0- 1                         | 0- 0     | 0- 0      | NEUTRAL        | 0- 0        | 0- 0          | 0- 1     |      |       |           |
| 8- 9                         | 0- 0     | 0- 0      | CONFERENCE     | 0- 0        | 0- 2          | 8- 7     |      |       |           |
| 4- 4                         | 0- 0     | 0- 0      | HOME           | 0- 0        | 0- 1          | 4- 3     |      |       |           |
| 4- 4                         | 0- 0     | 0- 0      | AWAY           | 0- 0        | 0- 1          | 4- 3     |      |       |           |
| 0- 1                         | 0- 0     | 0- 0      | NEUTRAL        | 0- 0        | 0- 0          | 0- 1     |      |       |           |

| RPI 1-25                  |   |             |       | RPI 26-50 |   |              |       | RPI 51-100 |   |              |        | RPI 101+ Team's RPI: 293 |   |                    |       |
|---------------------------|---|-------------|-------|-----------|---|--------------|-------|------------|---|--------------|--------|--------------------------|---|--------------------|-------|
| RPI                       | S | Opponent    | Score | RPI       | S | Opponent     | Score | RPI        | S | Opponent     | Score  | RPI                      | S | Opponent           | Score |
| 20                        | A | Chattanooga | 40 55 | 46        | A | Oklahoma St. | 43 73 | 59         | A | Georgia      | 36 68  | 105                      | A | Hampton            | 43 63 |
|                           |   |             |       |           |   |              |       | 87         | A | Georgia Tech | 76 105 | 105                      | H | Hampton            | 44 78 |
|                           |   |             |       |           |   |              |       |            |   |              |        | 137                      | A | Texas Tech         | 57 65 |
|                           |   |             |       |           |   |              |       |            |   |              |        | 153                      | H | Savannah St.       | 58 72 |
|                           |   |             |       |           |   |              |       |            |   |              |        | 164                      | A | Bucknell           | 50 79 |
|                           |   |             |       |           |   |              |       |            |   |              |        | 181                      | A | N.C. A&T           | 59 67 |
|                           |   |             |       |           |   |              |       |            |   |              |        | 188                      | H | Stony Brook        | 48 50 |
|                           |   |             |       |           |   |              |       |            |   |              |        | 231                      | H | Brown              | 52 59 |
|                           |   |             |       |           |   |              |       |            |   |              |        | 253                      | H | Bethune-Cookman    | 48 55 |
|                           |   |             |       |           |   |              |       |            |   |              |        | 259                      | A | UMBC               | 54 46 |
|                           |   |             |       |           |   |              |       |            |   |              |        | 265                      | A | Norfolk St.        | 63 68 |
|                           |   |             |       |           |   |              |       |            |   |              |        | 265                      | H | Norfolk St.        | 56 64 |
|                           |   |             |       |           |   |              |       |            |   |              |        | 284                      | H | South Carolina St. | 54 46 |
|                           |   |             |       |           |   |              |       |            |   |              |        | 298                      | A | NJIT               | 49 52 |
|                           |   |             |       |           |   |              |       |            |   |              |        | 328                      | A | UMES               | 65 50 |
|                           |   |             |       |           |   |              |       |            |   |              |        | 328                      | H | UMES               | 72 62 |
|                           |   |             |       |           |   |              |       |            |   |              |        | 335                      | N | Tennessee Tech     | 56 62 |
|                           |   |             |       |           |   |              |       |            |   |              |        | 336                      | H | Florida A&M        | 57 50 |
|                           |   |             |       |           |   |              |       |            |   |              |        | 338                      | A | Coppin St.         | 62 53 |
|                           |   |             |       |           |   |              |       |            |   |              |        | 338                      | H | Coppin St.         | 73 55 |
|                           |   |             |       |           |   |              |       |            |   |              |        | 338                      | N | Coppin St.         | 56 71 |
|                           |   |             |       |           |   |              |       |            |   |              |        | 339                      | A | N.C. Central       | 47 63 |
|                           |   |             |       |           |   |              |       |            |   |              |        | 340                      | A | Howard             | 77 64 |
|                           |   |             |       |           |   |              |       |            |   |              |        | 347                      | A | Delaware St.       | 64 56 |
| LAST 12 Division I GAMES: |   |             |       |           |   |              |       |            |   |              |        |                          |   |                    |       |
|                           |   |             |       | 338       | N | Coppin St.   | 56 71 |            |   |              |        | 265                      | H | Norfolk St.        | 56 64 |
|                           |   |             |       | 328       | A | UMES         | 65 50 |            |   |              |        | 298                      | A | NJIT               | 49 52 |
|                           |   |             |       | 338       | H | Coppin St.   | 73 55 |            |   |              |        | 284                      | H | South Carolina St. | 54 46 |
|                           |   |             |       | 181       | A | N.C. A&T     | 59 67 |            |   |              |        | 153                      | H | Savannah St.       | 58 72 |
|                           |   |             |       | 339       | A | N.C. Central | 47 63 |            |   |              |        | 338                      | A | Coppin St.         | 62 53 |
|                           |   |             |       | 105       | H | Hampton      | 44 78 |            |   |              |        | 340                      | A | Howard             | 77 64 |
|                           |   |             |       |           |   |              |       |            |   |              |        |                          |   |                    |       |

Non-Div I Games: Wesley 90 50 Washington Adventis66 44

Morgan St.

|                   |          |           |                |            |             |               |      |      |       |           |
|-------------------|----------|-----------|----------------|------------|-------------|---------------|------|------|-------|-----------|
| Average RPI Win:  | 297      | WON-LOST  | WINNING        | LAST 10    | STRENGTH OF | OPP. STRENGTH | TEAM | ADJ. | CONF. | ADJ CONF. |
| Average RPI Loss: | 207      | RECORD    | PCT. RANK      | GAMES      | SCHEDULE    | OF SCHEDULE   | RPI  | RPI  | RPI   | RPI       |
| DIV. I ONLY       | 8- 22    | 291       | 1- 9           | 307        | 322         | 320           | 320  | 29   | 29    |           |
| DIV. I NON-CONF.  | 2- 9     | 297       | 0- 0           | 296        | 291         | 332           | 332  | 28   | 28    |           |
| TOTALS            | RPI 1-25 | RPI 26-50 | W-L RECORDS    | RPI 51-100 | RPI 101-150 | RPI 150+      |      |      |       |           |
| 8- 22             | 0- 1     | 0- 0      | OVERALL        | 0- 2       | 1- 4        | 7- 15         |      |      |       |           |
| 6- 6              | 0- 0     | 0- 0      | HOME           | 0- 0       | 1- 1        | 5- 5          |      |      |       |           |
| 2- 16             | 0- 0     | 0- 0      | AWAY           | 0- 1       | 0- 2        | 2- 0          |      |      |       |           |
| 0- 0              | 0- 0     | 0- 0      | NEUTRAL        | 0- 0       | 0- 0        | 0- 0          |      |      |       |           |
| 2- 9              | 0- 1     | 0- 0      | NON-CONFERENCE | 0- 2       | 0- 0        | 2- 6          |      |      |       |           |
| 2- 1              | 0- 0     | 0- 0      | HOME           | 0- 0       | 0- 0        | 2- 1          |      |      |       |           |
| 0- 8              | 0- 1     | 0- 0      | AWAY           | 0- 2       | 0- 0        | 0- 5          |      |      |       |           |
| 0- 0              | 0- 0     | 0- 0      | NEUTRAL        | 0- 0       | 0- 0        | 0- 0          |      |      |       |           |
| 6- 13             | 0- 0     | 0- 0      | CONFERENCE     | 0- 0       | 1- 4        | 5- 9          |      |      |       |           |
| 4- 5              | 0- 0     | 0- 0      | HOME           | 0- 0       | 1- 1        | 3- 4          |      |      |       |           |
| 2- 8              | 0- 0     | 0- 0      | AWAY           | 0- 0       | 0- 3        | 2- 5          |      |      |       |           |
| 0- 0              | 0- 0     | 0- 0      | NEUTRAL        | 0- 0       | 0- 0        | 0- 0          |      |      |       |           |

| RPI 1-25                  |   |                     |        | RPI 26-50 |   |                      |       | RPI 51-100 |   |                    |       | RPI 101+ Team's RPI: 320 |   |                      |       |
|---------------------------|---|---------------------|--------|-----------|---|----------------------|-------|------------|---|--------------------|-------|--------------------------|---|----------------------|-------|
| RPI                       | S | Opponent            | Score  | RPI       | S | Opponent             | Score | RPI        | S | Opponent           | Score | RPI                      | S | Opponent             | Score |
| 6                         | A | Maryland            | 45 109 |           |   |                      |       | 73         | A | Fordham            | 37 61 | 143                      | A | Bryant               | 72 74 |
|                           |   |                     |        |           |   |                      |       | 82         | A | North Carolina St. | 60 85 | 143                      | A | Bryant               | 54 76 |
|                           |   |                     |        |           |   |                      |       |            |   |                    |       | 143                      | H | Bryant               | 53 55 |
|                           |   |                     |        |           |   |                      |       |            |   |                    |       | 146                      | A | Central Conn. St.    | 49 60 |
|                           |   |                     |        |           |   |                      |       |            |   |                    |       | 146                      | H | Central Conn. St.    | 54 50 |
|                           |   |                     |        |           |   |                      |       |            |   |                    |       | 164                      | H | Bucknell             | 49 74 |
|                           |   |                     |        |           |   |                      |       |            |   |                    |       | 201                      | A | Campbell             | 42 60 |
|                           |   |                     |        |           |   |                      |       |            |   |                    |       | 203                      | A | Robert Morris        | 44 66 |
|                           |   |                     |        |           |   |                      |       |            |   |                    |       | 203                      | H | Robert Morris        | 44 68 |
|                           |   |                     |        |           |   |                      |       |            |   |                    |       | 219                      | A | Sacred Heart         | 64 71 |
|                           |   |                     |        |           |   |                      |       |            |   |                    |       | 219                      | H | Sacred Heart         | 60 66 |
|                           |   |                     |        |           |   |                      |       |            |   |                    |       | 239                      | A | Niagara              | 60 78 |
|                           |   |                     |        |           |   |                      |       |            |   |                    |       | 264                      | A | Davidson             | 62 67 |
|                           |   |                     |        |           |   |                      |       |            |   |                    |       | 268                      | A | St. Francis Brooklyn | 46 52 |
|                           |   |                     |        |           |   |                      |       |            |   |                    |       | 268                      | H | St. Francis Brooklyn | 56 48 |
|                           |   |                     |        |           |   |                      |       |            |   |                    |       | 286                      | A | Loyola Maryland      | 49 56 |
|                           |   |                     |        |           |   |                      |       |            |   |                    |       | 301                      | A | Fairleigh Dickinson  | 56 78 |
|                           |   |                     |        |           |   |                      |       |            |   |                    |       | 301                      | H | Fairleigh Dickinson  | 52 54 |
|                           |   |                     |        |           |   |                      |       |            |   |                    |       | 308                      | A | LIU Brooklyn         | 76 69 |
|                           |   |                     |        |           |   |                      |       |            |   |                    |       | 308                      | H | LIU Brooklyn         | 45 48 |
|                           |   |                     |        |           |   |                      |       |            |   |                    |       | 319                      | A | Saint Francis (PA)   | 87 90 |
|                           |   |                     |        |           |   |                      |       |            |   |                    |       | 319                      | H | Saint Francis (PA)   | 74 64 |
|                           |   |                     |        |           |   |                      |       |            |   |                    |       | 325                      | A | Wagner               | 60 58 |
|                           |   |                     |        |           |   |                      |       |            |   |                    |       | 325                      | H | Wagner               | 68 65 |
|                           |   |                     |        |           |   |                      |       |            |   |                    |       | 328                      | A | UMES                 | 43 58 |
|                           |   |                     |        |           |   |                      |       |            |   |                    |       | 338                      | H | Coppin St.           | 81 65 |
| LAST 12 Division I GAMES: |   |                     |        |           |   |                      |       |            |   |                    |       |                          |   |                      |       |
| 143                       | A | Bryant              | 54 76  | 143       | H | Bryant               | 53 55 |            |   |                    |       |                          |   |                      |       |
| 319                       | A | Saint Francis (PA)  | 87 90  | 143       | A | Bryant               | 72 74 |            |   |                    |       |                          |   |                      |       |
| 325                       | H | Wagner              | 68 65  | 146       | A | Central Conn. St.    | 49 60 |            |   |                    |       |                          |   |                      |       |
| 308                       | H | LIU Brooklyn        | 45 48  | 268       | A | St. Francis Brooklyn | 46 52 |            |   |                    |       |                          |   |                      |       |
| 301                       | H | Fairleigh Dickinson | 52 54  | 219       | A | Sacred Heart         | 64 71 |            |   |                    |       |                          |   |                      |       |
| 219                       | H | Sacred Heart        | 60 66  | 203       | H | Robert Morris        | 44 68 |            |   |                    |       |                          |   |                      |       |

Non-Div I Games:

Mt. St. Mary's

■ Loss, 
■ Non-Conf, 
■ S Site, 
■ H Home 
■ A Away 
N Neutral

| RPI | S | Opponent     | Score |
|-----|---|--------------|-------|
| 347 | H | Delaware St. | 73 64 |

Mt. St. Mary's

|                   |          |           |                |            |             |               |      |      |       |           |
|-------------------|----------|-----------|----------------|------------|-------------|---------------|------|------|-------|-----------|
| Average RPI Win:  | 274      | WON-LOST  | WINNING        | LAST 10    | STRENGTH OF | OPP. STRENGTH | TEAM | ADJ. | CONF. | ADJ CONF. |
| Average RPI Loss: | 198      | RECORD    | PCT. RANK      | GAMES      | SCHEDULE    | OF SCHEDULE   | RPI  | RPI  | RPI   | RPI       |
| DIV. I ONLY       | 6- 21    | 306       | 3- 7           | 283        | 307         | 331           | 331  | 26   | 26    |           |
| DIV. I NON-CONF.  | 3- 8     | 263       | 0- 0           | 187        | 293         | 293           | 293  | 26   | 26    |           |
| TOTALS            | RPI 1-25 | RPI 26-50 | W-L RECORDS    | RPI 51-100 | RPI 101-150 | RPI 150+      |      |      |       |           |
| 6- 21             | 0- 0     | 0- 0      | OVERALL        | 0- 2       | 0- 4        | 6- 15         |      |      |       |           |
| 5- 8              | 0- 0     | 0- 0      | HOME           | 0- 1       | 0- 1        | 5- 6          |      |      |       |           |
| 1- 12             | 0- 0     | 0- 0      | AWAY           | 0- 1       | 0- 3        | 1- 8          |      |      |       |           |
| 0- 1              | 0- 0     | 0- 0      | NEUTRAL        | 0- 0       | 0- 0        | 0- 1          |      |      |       |           |
| 3- 8              | 0- 0     | 0- 0      | NON-CONFERENCE | 0- 2       | 0- 2        | 3- 4          |      |      |       |           |
| 3- 2              | 0- 0     | 0- 0      | HOME           | 0- 1       | 0- 0        | 3- 1          |      |      |       |           |
| 0- 5              | 0- 0     | 0- 0      | AWAY           | 0- 1       | 0- 2        | 0- 2          |      |      |       |           |
| 0- 1              | 0- 0     | 0- 0      | NEUTRAL        | 0- 0       | 0- 0        | 0- 1          |      |      |       |           |
| 3- 13             | 0- 0     | 0- 0      | CONFERENCE     | 0- 0       | 0- 2        | 3- 11         |      |      |       |           |
| 2- 6              | 0- 0     | 0- 0      | HOME           | 0- 0       | 0- 1        | 2- 5          |      |      |       |           |
| 1- 7              | 0- 0     | 0- 0      | AWAY           | 0- 0       | 0- 1        | 1- 6          |      |      |       |           |
| 0- 0              | 0- 0     | 0- 0      | NEUTRAL        | 0- 0       | 0- 0        | 0- 0          |      |      |       |           |

| RPI S                     | Opponent            | Score | RPI S | Opponent | Score               | RPI S | Opponent | Score | RPI S               | Opponent | Score | Team's RPI: 331 |
|---------------------------|---------------------|-------|-------|----------|---------------------|-------|----------|-------|---------------------|----------|-------|-----------------|
| 57                        | H Ohio              | 60    | 111   | 109      | A Illinois          | 44    | 64       | 120   | A Ball St.          | 59       | 85    |                 |
| 89                        | A Wright St.        | 68    | 75    | 131      | A UT Martin         | 74    | 87       | 131   | H UT Martin         | 85       | 95    |                 |
|                           |                     |       |       | 157      | H Tennessee St.     | 72    | 76       | 159   | A Kennesaw St.      | 60       | 65    |                 |
|                           |                     |       |       | 163      | A Southern Ill.     | 63    | 78       | 172   | H Belmont           | 68       | 79    |                 |
|                           |                     |       |       | 176      | A SIUE              | 52    | 78       | 176   | H SIUE              | 69       | 78    |                 |
|                           |                     |       |       | 206      | A Jacksonville St.  | 73    | 78       | 209   | H Jacksonville      | 80       | 62    |                 |
|                           |                     |       |       | 245      | A Morehead St.      | 63    | 64       | 251   | H Evansville        | 83       | 93    |                 |
|                           |                     |       |       | 252      | H Lipscomb          | 74    | 71       | 260   | A Austin Peay       | 98       | 84    |                 |
|                           |                     |       |       | 260      | H Austin Peay       | 72    | 67       | 276   | N Jackson St.       | 81       | 90    |                 |
|                           |                     |       |       | 289      | H Eastern Ky.       | 59    | 64       | 299   | A Eastern Ill.      | 59       | 75    |                 |
|                           |                     |       |       | 299      | H Eastern Ill.      | 67    | 81       | 316   | A Southeast Mo. St. | 66       | 88    |                 |
|                           |                     |       |       | 316      | H Southeast Mo. St. | 86    | 81       | 335   | A Tennessee Tech    | 69       | 74    |                 |
|                           |                     |       |       | 346      | H Alabama A&M       | 102   | 81       |       |                     |          |       |                 |
| LAST 12 Division I GAMES: |                     |       |       |          |                     |       |          |       |                     |          |       |                 |
| 131                       | A UT Martin         | 74    | 87    | 316      | H Southeast Mo. St. | 86    | 81       | 131   | H UT Martin         | 85       | 95    |                 |
| 260                       | H Austin Peay       | 72    | 67    | 299      | A Eastern Ill.      | 59    | 75       | 176   | A SIUE              | 52       | 78    |                 |
| 299                       | H Eastern Ill.      | 67    | 81    | 289      | H Eastern Ky.       | 59    | 64       | 172   | H Belmont           | 68       | 79    |                 |
| 316                       | A Southeast Mo. St. | 66    | 88    |          |                     |       |          |       |                     |          |       |                 |
| 176                       | H SIUE              | 69    | 78    |          |                     |       |          |       |                     |          |       |                 |
| 260                       | A Austin Peay       | 98    | 84    |          |                     |       |          |       |                     |          |       |                 |

Non-Div I Games: Brescia 118 50 Blackburn 110 31

Murray St.

■ Loss, 
 ■ Non-Conf, 
 ■ S Site, 
 ■ Home 
 ■ A Away 
 N Neutral

|                   |          |           |                |            |             |               |      |      |       |           |
|-------------------|----------|-----------|----------------|------------|-------------|---------------|------|------|-------|-----------|
| Average RPI Win:  | 286      | WON-LOST  | WINNING        | LAST 10    | STRENGTH OF | OPP. STRENGTH | TEAM | ADJ. | CONF. | ADJ CONF. |
| Average RPI Loss: | 147      | RECORD    | PCT. RANK      | GAMES      | SCHEDULE    | OF SCHEDULE   | RPI  | RPI  | RPI   | RPI       |
| DIV. I ONLY       | 17- 10   | 91        | 10- 0          | 318        | 305         | 181           | 181  | 31   | 31    |           |
| DIV. I NON-CONF.  | 5- 6     | 178       | 0- 0           | 185        | 131         | 166           | 166  | 29   | 29    |           |
| TOTALS            | RPI 1-25 | RPI 26-50 | W-L RECORDS    | RPI 51-100 | RPI 101-150 | RPI 150+      |      |      |       |           |
| 17- 10            | 0- 2     | 0- 0      | OVERALL        | 0- 1       | 0- 2        | 17- 5         |      |      |       |           |
| 9- 2              | 0- 0     | 0- 0      | HOME           | 0- 0       | 0- 0        | 9- 2          |      |      |       |           |
| 6- 8              | 0- 2     | 0- 0      | AWAY           | 0- 1       | 0- 2        | 6- 3          |      |      |       |           |
| 2- 0              | 0- 0     | 0- 0      | NEUTRAL        | 0- 0       | 0- 0        | 2- 0          |      |      |       |           |
| 5- 6              | 0- 2     | 0- 0      | NON-CONFERENCE | 0- 1       | 0- 1        | 5- 2          |      |      |       |           |
| 2- 1              | 0- 0     | 0- 0      | HOME           | 0- 0       | 0- 0        | 2- 1          |      |      |       |           |
| 1- 5              | 0- 2     | 0- 0      | AWAY           | 0- 1       | 0- 1        | 1- 1          |      |      |       |           |
| 2- 0              | 0- 0     | 0- 0      | NEUTRAL        | 0- 0       | 0- 0        | 2- 0          |      |      |       |           |
| 12- 4             | 0- 0     | 0- 0      | CONFERENCE     | 0- 0       | 0- 1        | 12- 3         |      |      |       |           |
| 7- 1              | 0- 0     | 0- 0      | HOME           | 0- 0       | 0- 0        | 7- 1          |      |      |       |           |
| 5- 3              | 0- 0     | 0- 0      | AWAY           | 0- 0       | 0- 1        | 5- 2          |      |      |       |           |
| 0- 0              | 0- 0     | 0- 0      | NEUTRAL        | 0- 0       | 0- 0        | 0- 0          |      |      |       |           |

| RPI 1-25                  |   |                 |       | RPI 26-50 |   |              |       | RPI 51-100 |   |                |       | RPI 101+ Team's RPI: 181 |   |                    |       |
|---------------------------|---|-----------------|-------|-----------|---|--------------|-------|------------|---|----------------|-------|--------------------------|---|--------------------|-------|
| RPI                       | S | Opponent        | Score | RPI       | S | Opponent     | Score | RPI        | S | Opponent       | Score | RPI                      | S | Opponent           | Score |
| 15                        | A | Duke            | 36 87 |           |   |              |       | 93         | A | Southern Miss. | 48 72 | 105                      | A | Hampton            | 48 54 |
| 20                        | A | Chattanooga     | 43 58 |           |   |              |       |            |   |                |       | 141                      | A | VCU                | 51 60 |
|                           |   |                 |       |           |   |              |       |            |   |                |       | 153                      | A | Savannah St.       | 53 48 |
|                           |   |                 |       |           |   |              |       |            |   |                |       | 153                      | H | Savannah St.       | 56 59 |
|                           |   |                 |       |           |   |              |       |            |   |                |       | 158                      | N | Oral Roberts       | 47 38 |
|                           |   |                 |       |           |   |              |       |            |   |                |       | 171                      | A | Appalachian St.    | 70 72 |
|                           |   |                 |       |           |   |              |       |            |   |                |       | 178                      | H | William & Mary     | 57 59 |
|                           |   |                 |       |           |   |              |       |            |   |                |       | 195                      | H | Navy               | 52 47 |
|                           |   |                 |       |           |   |              |       |            |   |                |       | 253                      | A | Bethune-Cookman    | 52 46 |
|                           |   |                 |       |           |   |              |       |            |   |                |       | 253                      | H | Bethune-Cookman    | 58 55 |
|                           |   |                 |       |           |   |              |       |            |   |                |       | 264                      | A | Davidson           | 62 57 |
|                           |   |                 |       |           |   |              |       |            |   |                |       | 265                      | A | Norfolk St.        | 75 76 |
|                           |   |                 |       |           |   |              |       |            |   |                |       | 284                      | H | South Carolina St. | 59 48 |
|                           |   |                 |       |           |   |              |       |            |   |                |       | 293                      | H | Morgan St.         | 67 59 |
|                           |   |                 |       |           |   |              |       |            |   |                |       | 305                      | H | UNC Asheville      | 63 46 |
|                           |   |                 |       |           |   |              |       |            |   |                |       | 328                      | A | UMES               | 43 58 |
|                           |   |                 |       |           |   |              |       |            |   |                |       | 335                      | N | Tennessee Tech     | 54 49 |
|                           |   |                 |       |           |   |              |       |            |   |                |       | 336                      | A | Florida A&M        | 67 48 |
|                           |   |                 |       |           |   |              |       |            |   |                |       | 336                      | H | Florida A&M        | 78 42 |
|                           |   |                 |       |           |   |              |       |            |   |                |       | 338                      | H | Coppin St.         | 67 49 |
|                           |   |                 |       |           |   |              |       |            |   |                |       | 339                      | A | N.C. Central       | 67 46 |
|                           |   |                 |       |           |   |              |       |            |   |                |       | 339                      | H | N.C. Central       | 58 33 |
|                           |   |                 |       |           |   |              |       |            |   |                |       | 340                      | A | Howard             | 80 69 |
|                           |   |                 |       |           |   |              |       |            |   |                |       | 347                      | H | Delaware St.       | 79 38 |
| LAST 12 Division I GAMES: |   |                 |       |           |   |              |       |            |   |                |       |                          |   |                    |       |
| 339                       | A | N.C. Central    | 67 46 | 339       | H | N.C. Central | 58 33 |            |   |                |       |                          |   |                    |       |
| 253                       | H | Bethune-Cookman | 58 55 | 153       | A | Savannah St. | 53 48 |            |   |                |       |                          |   |                    |       |
| 336                       | H | Florida A&M     | 78 42 | 338       | H | Coppin St.   | 67 49 |            |   |                |       |                          |   |                    |       |
| 293                       | H | Morgan St.      | 67 59 | 347       | H | Delaware St. | 79 38 |            |   |                |       |                          |   |                    |       |
| 253                       | A | Bethune-Cookman | 52 46 | 265       | A | Norfolk St.  | 75 76 |            |   |                |       |                          |   |                    |       |
| 336                       | A | Florida A&M     | 67 48 | 105       | A | Hampton      | 48 54 |            |   |                |       |                          |   |                    |       |

Non-Div I Games: Guilford 87 41 Johnson C. Smith 76 45

N.C. A&amp;T

Loss, Non-Conf, S Site, H Home A Away N Neutral

## N.C. Central

Through Games Of March 10, 2015

|                   |          |           |                |            |             |               |      |      |       |           |
|-------------------|----------|-----------|----------------|------------|-------------|---------------|------|------|-------|-----------|
| Average RPI Win:  | 314      | WON-LOST  | WINNING        | LAST 10    | STRENGTH OF | OPP. STRENGTH | TEAM | ADJ. | CONF. | ADJ CONF. |
| Average RPI Loss: | 223      | RECORD    | PCT. RANK      | GAMES      | SCHEDULE    | OF SCHEDULE   | RPI  | RPI  | RPI   | RPI       |
| DIV. I ONLY       | 7- 21    | 296       | 3- 7           | 322        | 344         | 339           | 339  | 31   | 31    |           |
| DIV. I NON-CONF.  | 2- 9     | 297       | 0- 0           | 261        | 307         | 315           | 315  | 29   | 29    |           |
| TOTALS            | RPI 1-25 | RPI 26-50 | W-L RECORDS    | RPI 51-100 | RPI 101-150 | RPI 150+      |      |      |       |           |
| 7- 21             | 0- 1     | 0- 1      | OVERALL        | 0- 0       | 0- 1        | 7- 18         |      |      |       |           |
| 6- 6              | 0- 0     | 0- 0      | HOME           | 0- 0       | 0- 0        | 6- 6          |      |      |       |           |
| 1- 14             | 0- 1     | 0- 1      | AWAY           | 0- 0       | 0- 1        | 1- 11         |      |      |       |           |
| 0- 1              | 0- 0     | 0- 0      | NEUTRAL        | 0- 0       | 0- 0        | 0- 1          |      |      |       |           |
| 2- 9              | 0- 1     | 0- 1      | NON-CONFERENCE | 0- 0       | 0- 0        | 2- 7          |      |      |       |           |
| 1- 3              | 0- 0     | 0- 0      | HOME           | 0- 0       | 0- 0        | 1- 3          |      |      |       |           |
| 1- 6              | 0- 1     | 0- 1      | AWAY           | 0- 0       | 0- 0        | 1- 4          |      |      |       |           |
| 0- 0              | 0- 0     | 0- 0      | NEUTRAL        | 0- 0       | 0- 0        | 0- 0          |      |      |       |           |
| 5- 12             | 0- 0     | 0- 0      | CONFERENCE     | 0- 0       | 0- 1        | 5- 11         |      |      |       |           |
| 5- 3              | 0- 0     | 0- 0      | HOME           | 0- 0       | 0- 0        | 5- 3          |      |      |       |           |
| 0- 8              | 0- 0     | 0- 0      | AWAY           | 0- 0       | 0- 1        | 0- 7          |      |      |       |           |
| 0- 1              | 0- 0     | 0- 0      | NEUTRAL        | 0- 0       | 0- 0        | 0- 1          |      |      |       |           |

| RPI 1-25                  |   |                 |       | RPI 26-50 |   |                 |       | RPI 51-100 |   |          |       | RPI 101+ Team's RPI: 339 |   |                    |       |
|---------------------------|---|-----------------|-------|-----------|---|-----------------|-------|------------|---|----------|-------|--------------------------|---|--------------------|-------|
| RPI                       | S | Opponent        | Score | RPI       | S | Opponent        | Score | RPI        | S | Opponent | Score | RPI                      | S | Opponent           | Score |
| 3                         | A | South Carolina  | 26 90 | 35        | A | Syracuse        | 25 70 |            |   |          |       | 105                      | A | Hampton            | 36 75 |
|                           |   |                 |       |           |   |                 |       |            |   |          |       | 153                      | A | Savannah St.       | 54 65 |
|                           |   |                 |       |           |   |                 |       |            |   |          |       | 153                      | H | Savannah St.       | 61 82 |
|                           |   |                 |       |           |   |                 |       |            |   |          |       | 181                      | A | N.C. A&T           | 33 58 |
|                           |   |                 |       |           |   |                 |       |            |   |          |       | 181                      | H | N.C. A&T           | 46 67 |
|                           |   |                 |       |           |   |                 |       |            |   |          |       | 196                      | H | Winthrop           | 63 71 |
|                           |   |                 |       |           |   |                 |       |            |   |          |       | 200                      | A | Virginia Tech      | 44 80 |
|                           |   |                 |       |           |   |                 |       |            |   |          |       | 201                      | A | Campbell           | 60 65 |
|                           |   |                 |       |           |   |                 |       |            |   |          |       | 242                      | H | Presbyterian       | 33 45 |
|                           |   |                 |       |           |   |                 |       |            |   |          |       | 253                      | A | Bethune-Cookman    | 57 71 |
|                           |   |                 |       |           |   |                 |       |            |   |          |       | 253                      | H | Bethune-Cookman    | 33 50 |
|                           |   |                 |       |           |   |                 |       |            |   |          |       | 265                      | A | Norfolk St.        | 58 82 |
|                           |   |                 |       |           |   |                 |       |            |   |          |       | 279                      | A | Gardner-Webb       | 53 73 |
|                           |   |                 |       |           |   |                 |       |            |   |          |       | 284                      | H | South Carolina St. | 56 54 |
|                           |   |                 |       |           |   |                 |       |            |   |          |       | 293                      | H | Morgan St.         | 63 47 |
|                           |   |                 |       |           |   |                 |       |            |   |          |       | 297                      | A | Western Caro.      | 64 59 |
|                           |   |                 |       |           |   |                 |       |            |   |          |       | 305                      | H | UNC Asheville      | 55 52 |
|                           |   |                 |       |           |   |                 |       |            |   |          |       | 314                      | H | Wofford            | 55 69 |
|                           |   |                 |       |           |   |                 |       |            |   |          |       | 328                      | A | UMES               | 61 71 |
|                           |   |                 |       |           |   |                 |       |            |   |          |       | 328                      | N | UMES               | 47 67 |
|                           |   |                 |       |           |   |                 |       |            |   |          |       | 334                      | A | Coastal Caro.      | 52 67 |
|                           |   |                 |       |           |   |                 |       |            |   |          |       | 336                      | A | Florida A&M        | 58 65 |
|                           |   |                 |       |           |   |                 |       |            |   |          |       | 336                      | H | Florida A&M        | 59 48 |
|                           |   |                 |       |           |   |                 |       |            |   |          |       | 338                      | H | Coppin St.         | 59 58 |
|                           |   |                 |       |           |   |                 |       |            |   |          |       | 340                      | A | Howard             | 65 70 |
|                           |   |                 |       |           |   |                 |       |            |   |          |       | 347                      | H | Delaware St.       | 66 59 |
| LAST 12 Division I GAMES: |   |                 |       |           |   |                 |       |            |   |          |       |                          |   |                    |       |
| 328                       | N | UMES            | 47 67 | 253       | A | Bethune-Cookman | 57 71 |            |   |          |       |                          |   |                    |       |
| 181                       | H | N.C. A&T        | 46 67 | 181       | A | N.C. A&T        | 33 58 |            |   |          |       |                          |   |                    |       |
| 153                       | A | Savannah St.    | 54 65 | 336       | H | Florida A&M     | 59 48 |            |   |          |       |                          |   |                    |       |
| 253                       | H | Bethune-Cookman | 33 50 | 347       | H | Delaware St.    | 66 59 |            |   |          |       |                          |   |                    |       |
| 293                       | H | Morgan St.      | 63 47 | 338       | H | Coppin St.      | 59 58 |            |   |          |       |                          |   |                    |       |
| 336                       | A | Florida A&M     | 58 65 | 105       | A | Hampton         | 36 75 |            |   |          |       |                          |   |                    |       |

Non-Div I Games: Bluefield St. 63 66

N.C. Central

Loss, Non-Conf, S Site, H Home A Away N Neutral



NN

J

|                              |               |            |                |             |               |            |            |           |           |
|------------------------------|---------------|------------|----------------|-------------|---------------|------------|------------|-----------|-----------|
| Average RPI Win: <b>234</b>  | WON-LOST      | WINNING    | LAST 10        | STRENGTH OF | OPP. STRENGTH | TEAM       | ADJ.       | CONF.     | ADJ CONF. |
| Average RPI Loss: <b>148</b> | RECORD        | PCT. RANK  | GAMES          | SCHEDULE    | OF SCHEDULE   | RPI        | RPI        | RPI       | RPI       |
| DIV. I ONLY                  | <b>16- 14</b> | <b>158</b> | <b>5- 5</b>    | <b>239</b>  | <b>228</b>    | <b>195</b> | <b>195</b> | <b>18</b> | <b>18</b> |
| DIV. I NON-CONF.             | <b>5- 5</b>   | <b>158</b> | <b>0- 0</b>    | <b>327</b>  | <b>261</b>    | <b>275</b> | <b>275</b> | <b>20</b> | <b>20</b> |
| TOTALS                       | RPI 1-25      | RPI 26-50  | W-L RECORDS    | RPI 51-100  | RPI 101-150   | RPI 150+   |            |           |           |
| 16- 14                       | 0- 0          | 0- 0       | OVERALL        | 1- 5        | 2- 1          | 13- 8      |            |           |           |
| 10- 5                        | 0- 0          | 0- 0       | HOME           | 0- 3        | 1- 0          | 9- 2       |            |           |           |
| 6- 9                         | 0- 0          | 0- 0       | AWAY           | 1- 2        | 1- 1          | 4- 6       |            |           |           |
| 0- 0                         | 0- 0          | 0- 0       | NEUTRAL        | 0- 0        | 0- 0          | 0- 0       |            |           |           |
| 5- 5                         | 0- 0          | 0- 0       | NON-CONFERENCE | 0- 1        | 0- 1          | 5- 3       |            |           |           |
| 5- 1                         | 0- 0          | 0- 0       | HOME           | 0- 1        | 0- 0          | 5- 0       |            |           |           |
| 0- 4                         | 0- 0          | 0- 0       | AWAY           | 0- 0        | 0- 1          | 0- 3       |            |           |           |
| 0- 0                         | 0- 0          | 0- 0       | NEUTRAL        | 0- 0        | 0- 0          | 0- 0       |            |           |           |
| 11- 9                        | 0- 0          | 0- 0       | CONFERENCE     | 1- 4        | 2- 0          | 8- 5       |            |           |           |
| 5- 4                         | 0- 0          | 0- 0       | HOME           | 0- 2        | 1- 0          | 4- 2       |            |           |           |
| 6- 5                         | 0- 0          | 0- 0       | AWAY           | 1- 2        | 1- 0          | 4- 3       |            |           |           |
| 0- 0                         | 0- 0          | 0- 0       | NEUTRAL        | 0- 0        | 0- 0          | 0- 0       |            |           |           |

| RPI 1-25                  |   |          | RPI 26-50 |     |   | RPI 51-100      |       |     | RPI 101+ |           |       | Team's RPI: 195 |   |                 |       |
|---------------------------|---|----------|-----------|-----|---|-----------------|-------|-----|----------|-----------|-------|-----------------|---|-----------------|-------|
| RPI                       | S | Opponent | Score     | RPI | S | Opponent        | Score | RPI | S        | Opponent  | Score | RPI             | S | Opponent        | Score |
|                           |   |          |           |     |   |                 |       | 52  | H        | Penn      | 51 60 | 104             | A | Elon            | 56 69 |
|                           |   |          |           |     |   |                 |       | 54  | A        | American  | 49 59 | 106             | A | Lehigh          | 50 44 |
|                           |   |          |           |     |   |                 |       | 54  | A        | American  | 53 60 | 106             | H | Lehigh          | 47 44 |
|                           |   |          |           |     |   |                 |       | 54  | H        | American  | 29 41 | 164             | A | Bucknell        | 60 49 |
|                           |   |          |           |     |   |                 |       | 96  | A        | Army      | 53 50 | 164             | A | Bucknell        | 50 51 |
|                           |   |          |           |     |   |                 |       | 96  | H        | Army      | 46 58 | 164             | H | Bucknell        | 42 44 |
|                           |   |          |           |     |   |                 |       |     |          |           |       | 180             | A | Oregon          | 64 72 |
|                           |   |          |           |     |   |                 |       |     |          |           |       | 181             | A | N.C. A&T        | 47 52 |
|                           |   |          |           |     |   |                 |       |     |          |           |       | 183             | A | Holy Cross      | 44 48 |
|                           |   |          |           |     |   |                 |       |     |          |           |       | 183             | H | Holy Cross      | 44 60 |
|                           |   |          |           |     |   |                 |       |     |          |           |       | 213             | A | Lafayette       | 65 60 |
|                           |   |          |           |     |   |                 |       |     |          |           |       | 213             | H | Lafayette       | 65 52 |
|                           |   |          |           |     |   |                 |       |     |          |           |       | 235             | H | George Mason    | 84 79 |
|                           |   |          |           |     |   |                 |       |     |          |           |       | 243             | H | Towson          | 55 51 |
|                           |   |          |           |     |   |                 |       |     |          |           |       | 263             | A | Colgate         | 65 63 |
|                           |   |          |           |     |   |                 |       |     |          |           |       | 263             | H | Colgate         | 64 52 |
|                           |   |          |           |     |   |                 |       |     |          |           |       | 275             | H | Grand Canyon    | 60 51 |
|                           |   |          |           |     |   |                 |       |     |          |           |       | 286             | A | Loyola Maryland | 49 55 |
|                           |   |          |           |     |   |                 |       |     |          |           |       | 286             | H | Loyola Maryland | 59 50 |
|                           |   |          |           |     |   |                 |       |     |          |           |       | 309             | H | UNC Greensboro  | 71 64 |
|                           |   |          |           |     |   |                 |       |     |          |           |       | 311             | A | Portland St.    | 50 56 |
|                           |   |          |           |     |   |                 |       |     |          |           |       | 321             | A | Boston U.       | 61 55 |
|                           |   |          |           |     |   |                 |       |     |          |           |       | 321             | H | Boston U.       | 48 40 |
|                           |   |          |           |     |   |                 |       |     |          |           |       | 327             | H | Saint Peter's   | 71 35 |
| LAST 12 Division I GAMES: |   |          |           |     |   |                 |       |     |          |           |       |                 |   |                 |       |
|                           |   |          |           | 54  | A | American        | 53 60 | 263 | H        | Colgate   | 64 52 |                 |   |                 |       |
|                           |   |          |           | 164 | A | Bucknell        | 60 49 | 164 | A        | Bucknell  | 50 51 |                 |   |                 |       |
|                           |   |          |           | 286 | H | Loyola Maryland | 59 50 | 96  | H        | Army      | 46 58 |                 |   |                 |       |
|                           |   |          |           | 54  | H | American        | 29 41 | 321 | H        | Boston U. | 48 40 |                 |   |                 |       |
|                           |   |          |           | 183 | A | Holy Cross      | 44 48 | 213 | A        | Lafayette | 65 60 |                 |   |                 |       |
|                           |   |          |           | 106 | A | Lehigh          | 50 44 | 54  | A        | American  | 49 59 |                 |   |                 |       |

Non-Div I Games: Mary Washington 79 59

Navy

## Nebraska

Through Games Of March 10, 2015

|                   |          |           |                |            |             |               |      |      |       |           |
|-------------------|----------|-----------|----------------|------------|-------------|---------------|------|------|-------|-----------|
| Average RPI Win:  | 134      | WON-LOST  | WINNING        | LAST 10    | STRENGTH OF | OPP. STRENGTH | TEAM | ADJ. | CONF. | ADJ CONF. |
| Average RPI Loss: | 38       | RECORD    | PCT. RANK      | GAMES      | SCHEDULE    | OF SCHEDULE   | RPI  | RPI  | RPI   | RPI       |
| DIV. I ONLY       | 21- 10   | 73        | 4- 6           | 35         | 25          | 36            | 36   | 4    | 4     |           |
| DIV. I NON-CONF.  | 10- 1    | 17        | 0- 0           | 143        | 79          | 25            | 25   | 2    | 2     |           |
| TOTALS            | RPI 1-25 | RPI 26-50 | W-L RECORDS    | RPI 51-100 | RPI 101-150 | RPI 150+      |      |      |       |           |
| 21- 10            | 1- 5     | 1- 4      | OVERALL        | 5- 0       | 6- 0        | 8- 1          |      |      |       |           |
| 13- 3             | 1- 2     | 1- 1      | HOME           | 1- 0       | 4- 0        | 6- 0          |      |      |       |           |
| 7- 6              | 0- 2     | 0- 3      | AWAY           | 4- 0       | 1- 0        | 2- 1          |      |      |       |           |
| 1- 1              | 0- 1     | 0- 0      | NEUTRAL        | 0- 0       | 1- 0        | 0- 0          |      |      |       |           |
| 10- 1             | 1- 0     | 0- 0      | NON-CONFERENCE | 3- 0       | 2- 0        | 4- 1          |      |      |       |           |
| 7- 0              | 1- 0     | 0- 0      | HOME           | 0- 0       | 2- 0        | 4- 0          |      |      |       |           |
| 3- 1              | 0- 0     | 0- 0      | AWAY           | 3- 0       | 0- 0        | 0- 1          |      |      |       |           |
| 0- 0              | 0- 0     | 0- 0      | NEUTRAL        | 0- 0       | 0- 0        | 0- 0          |      |      |       |           |
| 11- 9             | 0- 5     | 1- 4      | CONFERENCE     | 2- 0       | 4- 0        | 4- 0          |      |      |       |           |
| 6- 3              | 0- 2     | 1- 1      | HOME           | 1- 0       | 2- 0        | 2- 0          |      |      |       |           |
| 4- 5              | 0- 2     | 0- 3      | AWAY           | 1- 0       | 1- 0        | 2- 0          |      |      |       |           |
| 1- 1              | 0- 1     | 0- 0      | NEUTRAL        | 0- 0       | 1- 0        | 0- 0          |      |      |       |           |

| RPI 1-25                  |   |                   |       | RPI 26-50 |   |                 |       | Team's RPI: 36 | RPI 51-100 |   |                |       | RPI 101+ |   |                |        |
|---------------------------|---|-------------------|-------|-----------|---|-----------------|-------|----------------|------------|---|----------------|-------|----------|---|----------------|--------|
| RPI                       | S | Opponent          | Score | RPI       | S | Opponent        | Score |                | RPI        | S | Opponent       | Score | RPI      | S | Opponent       | Score  |
| 6                         | A | Maryland          | 47 59 | 27        | H | Ohio St.        | 60 78 |                | 69         | H | Michigan       | 75 60 | 109      | A | Illinois       | 58 53  |
| 6                         | H | Maryland          | 47 75 | 33        | A | Northwestern    | 51 59 |                | 70         | A | Washington St. | 82 61 | 109      | H | Illinois       | 59 57  |
| 9                         | A | Iowa              | 72 78 | 42        | A | Rutgers         | 43 46 |                | 78         | A | Michigan St.   | 71 67 | 109      | N | Illinois       | 86 71  |
| 9                         | H | Iowa              | 61 69 | 43        | A | Minnesota       | 69 72 |                | 88         | A | Creighton      | 60 57 | 117      | H | Bakersfield    | 54 45  |
| 9                         | N | Iowa              | 65 74 | 43        | H | Minnesota       | 74 50 |                | 92         | A | UCLA           | 71 66 | 130      | H | Purdue         | 69 59  |
| 15                        | H | Duke              | 60 54 |           |   |                 |       |                |            |   |                |       | 138      | H | Northern Colo. | 63 56  |
|                           |   |                   |       |           |   |                 |       |                |            |   |                |       | 152      | H | High Point     | 83 57  |
|                           |   |                   |       |           |   |                 |       |                |            |   |                |       | 160      | A | Wisconsin      | 89 72  |
|                           |   |                   |       |           |   |                 |       |                |            |   |                |       | 160      | H | Wisconsin      | 70 63  |
|                           |   |                   |       |           |   |                 |       |                |            |   |                |       | 166      | A | Indiana        | 67 64  |
|                           |   |                   |       |           |   |                 |       |                |            |   |                |       | 199      | A | Alabama        | 51 53  |
|                           |   |                   |       |           |   |                 |       |                |            |   |                |       | 227      | H | Penn St.       | 73 45  |
|                           |   |                   |       |           |   |                 |       |                |            |   |                |       | 229      | H | Pepperdine     | 100 65 |
|                           |   |                   |       |           |   |                 |       |                |            |   |                |       | 238      | H | Utah           | 66 43  |
|                           |   |                   |       |           |   |                 |       |                |            |   |                |       | 313      | H | Alcorn         | 83 49  |
| LAST 12 Division I GAMES: |   |                   |       |           |   |                 |       |                |            |   |                |       |          |   |                |        |
|                           |   | 9 N Iowa          | 65 74 |           |   | 160 H Wisconsin | 70 63 |                |            |   |                |       |          |   |                |        |
|                           |   | 109 N Illinois    | 86 71 |           |   | 9 H Iowa        | 61 69 |                |            |   |                |       |          |   |                |        |
|                           |   | 27 H Ohio St.     | 60 78 |           |   | 6 A Maryland    | 47 59 |                |            |   |                |       |          |   |                |        |
|                           |   | 43 H Minnesota    | 74 50 |           |   | 42 A Rutgers    | 43 46 |                |            |   |                |       |          |   |                |        |
|                           |   | 166 A Indiana     | 67 64 |           |   | 69 H Michigan   | 75 60 |                |            |   |                |       |          |   |                |        |
|                           |   | 33 A Northwestern | 51 59 |           |   | 109 H Illinois  | 59 57 |                |            |   |                |       |          |   |                |        |

Non-Div I Games:

Nebraska

■ Loss, 
 ■ Non-Conf, 
 ■ S Site, 
 ■ H Home 
 ■ A Away 
 N Neutral

| Average RPI Win: 289  |          | WON-LOST | WINNING   | LAST 10 | STRENGTH OF    | OPP. STRENGTH | TEAM       | ADJ. | CONF.       | ADJ CONF. |
|-----------------------|----------|----------|-----------|---------|----------------|---------------|------------|------|-------------|-----------|
| Average RPI Loss: 134 |          | RECORD   | PCT. RANK | GAMES   | SCHEDULE       | OF SCHEDULE   | RPI        | RPI  | RPI         | RPI       |
| DIV. I ONLY           |          | 8- 21    | 290       | 3- 7    | 233            | 152           | 285        | 285  | 22          | 22        |
| DIV. I NON-CONF.      |          | 3- 7     | 250       | 0- 0    | 127            | 74            | 221        | 221  | 19          | 19        |
| TOTALS                | RPI 1-25 |          | RPI 26-50 |         | W-L RECORDS    |               | RPI 51-100 |      | RPI 101-150 | RPI 150+  |
| 8- 21                 | 0- 2     |          | 0- 2      |         | OVERALL        |               | 0- 5       |      | 0- 4        | 8- 8      |
| 6- 7                  | 0- 0     |          | 0- 1      |         | HOME           |               | 0- 2       |      | 0- 2        | 6- 2      |
| 2- 11                 | 0- 1     |          | 0- 1      |         | AWAY           |               | 0- 3       |      | 0- 1        | 2- 5      |
| 0- 3                  | 0- 1     |          | 0- 0      |         | NEUTRAL        |               | 0- 0       |      | 0- 1        | 0- 1      |
| 3- 7                  | 0- 2     |          | 0- 0      |         | NON-CONFERENCE |               | 0- 2       |      | 0- 3        | 3- 0      |
| 2- 2                  | 0- 0     |          | 0- 0      |         | HOME           |               | 0- 1       |      | 0- 1        | 2- 0      |
| 1- 3                  | 0- 1     |          | 0- 0      |         | AWAY           |               | 0- 1       |      | 0- 1        | 1- 0      |
| 0- 2                  | 0- 1     |          | 0- 0      |         | NEUTRAL        |               | 0- 0       |      | 0- 1        | 0- 0      |
| 5- 14                 | 0- 0     |          | 0- 2      |         | CONFERENCE     |               | 0- 3       |      | 0- 1        | 5- 8      |
| 4- 5                  | 0- 0     |          | 0- 1      |         | HOME           |               | 0- 1       |      | 0- 1        | 4- 2      |
| 1- 8                  | 0- 0     |          | 0- 1      |         | AWAY           |               | 0- 2       |      | 0- 0        | 1- 5      |
| 0- 1                  | 0- 0     |          | 0- 0      |         | NEUTRAL        |               | 0- 0       |      | 0- 0        | 0- 1      |

| RPI 1-25                  |   |            |       | RPI 26-50 |   |               |       | RPI 51-100 |   |               |       | RPI 101+ |   |                  |       | Team's RPI: 285 |  |
|---------------------------|---|------------|-------|-----------|---|---------------|-------|------------|---|---------------|-------|----------|---|------------------|-------|-----------------|--|
| RPI                       | S | Opponent   | Score | RPI       | S | Opponent      | Score | RPI        | S | Opponent      | Score | RPI      | S | Opponent         | Score |                 |  |
| 18                        | N | Oregon St. | 50 73 | 50        | A | Fresno St.    | 43 65 | 51         | A | BYU           | 60 65 | 101      | H | Ole Miss         | 66 77 |                 |  |
| 23                        | A | California | 54 76 | 50        | H | Fresno St.    | 44 62 | 61         | H | Pacific       | 53 64 | 113      | N | Toledo           | 56 65 |                 |  |
|                           |   |            |       |           |   |               |       | 80         | A | Colorado St.  | 61 68 | 126      | H | Boise St.        | 47 51 |                 |  |
|                           |   |            |       |           |   |               |       | 80         | H | Colorado St.  | 58 59 | 132      | A | San Francisco    | 48 63 |                 |  |
|                           |   |            |       |           |   |               |       | 100        | A | New Mexico    | 45 63 | 212      | A | Wyoming          | 54 77 |                 |  |
|                           |   |            |       |           |   |               |       |            |   |               |       | 212      | H | Wyoming          | 45 61 |                 |  |
|                           |   |            |       |           |   |               |       |            |   |               |       | 225      | A | San Jose St.     | 72 81 |                 |  |
|                           |   |            |       |           |   |               |       |            |   |               |       | 225      | H | San Jose St.     | 77 80 |                 |  |
|                           |   |            |       |           |   |               |       |            |   |               |       | 226      | A | San Diego St.    | 49 57 |                 |  |
|                           |   |            |       |           |   |               |       |            |   |               |       | 226      | H | San Diego St.    | 50 44 |                 |  |
|                           |   |            |       |           |   |               |       |            |   |               |       | 226      | N | San Diego St.    | 48 70 |                 |  |
|                           |   |            |       |           |   |               |       |            |   |               |       | 232      | A | UNLV             | 52 75 |                 |  |
|                           |   |            |       |           |   |               |       |            |   |               |       | 232      | H | UNLV             | 71 62 |                 |  |
|                           |   |            |       |           |   |               |       |            |   |               |       | 273      | A | Utah St.         | 57 68 |                 |  |
|                           |   |            |       |           |   |               |       |            |   |               |       | 273      | H | Utah St.         | 49 44 |                 |  |
|                           |   |            |       |           |   |               |       |            |   |               |       | 275      | A | Grand Canyon     | 64 52 |                 |  |
|                           |   |            |       |           |   |               |       |            |   |               |       | 292      | H | Portland         | 84 59 |                 |  |
|                           |   |            |       |           |   |               |       |            |   |               |       | 329      | H | UC Santa Barbara | 71 58 |                 |  |
|                           |   |            |       |           |   |               |       |            |   |               |       | 344      | A | Air Force        | 76 53 |                 |  |
|                           |   |            |       |           |   |               |       |            |   |               |       | 344      | H | Air Force        | 74 42 |                 |  |
| LAST 12 Division I GAMES: |   |            |       |           |   |               |       |            |   |               |       |          |   |                  |       |                 |  |
|                           |   |            |       | 226       | N | San Diego St. | 48 70 | 212        | A | Wyoming       | 54 77 |          |   |                  |       |                 |  |
|                           |   |            |       | 226       | H | San Diego St. | 50 44 | 100        | A | New Mexico    | 45 63 |          |   |                  |       |                 |  |
|                           |   |            |       | 80        | A | Colorado St.  | 61 68 | 273        | H | Utah St.      | 49 44 |          |   |                  |       |                 |  |
|                           |   |            |       | 225       | A | San Jose St.  | 72 81 | 225        | H | San Jose St.  | 77 80 |          |   |                  |       |                 |  |
|                           |   |            |       | 344       | H | Air Force     | 74 42 | 226        | A | San Diego St. | 49 57 |          |   |                  |       |                 |  |
|                           |   |            |       | 126       | H | Boise St.     | 47 51 | 212        | H | Wyoming       | 45 61 |          |   |                  |       |                 |  |

Non-Div I Games: Cal St. Stanislaus 83 57

Nevada

■ Loss, ■ Non-Conf, S Site, H Home A Away N Neutral

# New Hampshire

Through Games Of March 10, 2015

|                   |          |           |                |            |             |               |      |      |       |           |
|-------------------|----------|-----------|----------------|------------|-------------|---------------|------|------|-------|-----------|
| Average RPI Win:  | 248      | WON-LOST  | WINNING        | LAST 10    | STRENGTH OF | OPP. STRENGTH | TEAM | ADJ. | CONF. | ADJ CONF. |
| Average RPI Loss: | 152      | RECORD    | PCT. RANK      | GAMES      | SCHEDULE    | OF SCHEDULE   | RPI  | RPI  | RPI   | RPI       |
| DIV. I ONLY       | 16- 12   | 123       | 3- 7           | 306        | 220         | 208           | 208  | 23   | 23    |           |
| DIV. I NON-CONF.  | 7- 4     | 107       | 0- 0           | 335        | 250         | 199           | 199  | 23   | 23    |           |
| TOTALS            | RPI 1-25 | RPI 26-50 | W-L RECORDS    | RPI 51-100 | RPI 101-150 | RPI 150+      |      |      |       |           |
| 16- 12            | 0- 0     | 0- 0      | OVERALL        | 1- 4       | 2- 4        | 13- 4         |      |      |       |           |
| 8- 5              | 0- 0     | 0- 0      | HOME           | 1- 1       | 1- 2        | 6- 2          |      |      |       |           |
| 8- 6              | 0- 0     | 0- 0      | AWAY           | 0- 3       | 1- 1        | 7- 2          |      |      |       |           |
| 0- 1              | 0- 0     | 0- 0      | NEUTRAL        | 0- 0       | 0- 1        | 0- 0          |      |      |       |           |
| 7- 4              | 0- 0     | 0- 0      | NON-CONFERENCE | 0- 1       | 0- 3        | 7- 0          |      |      |       |           |
| 3- 2              | 0- 0     | 0- 0      | HOME           | 0- 0       | 0- 2        | 3- 0          |      |      |       |           |
| 4- 2              | 0- 0     | 0- 0      | AWAY           | 0- 1       | 0- 1        | 4- 0          |      |      |       |           |
| 0- 0              | 0- 0     | 0- 0      | NEUTRAL        | 0- 0       | 0- 0        | 0- 0          |      |      |       |           |
| 9- 8              | 0- 0     | 0- 0      | CONFERENCE     | 1- 3       | 2- 1        | 6- 4          |      |      |       |           |
| 5- 3              | 0- 0     | 0- 0      | HOME           | 1- 1       | 1- 0        | 3- 2          |      |      |       |           |
| 4- 4              | 0- 0     | 0- 0      | AWAY           | 0- 2       | 1- 0        | 3- 2          |      |      |       |           |
| 0- 1              | 0- 0     | 0- 0      | NEUTRAL        | 0- 0       | 0- 1        | 0- 0          |      |      |       |           |

| RPI S                     | Opponent | Score | RPI S | Opponent       | Score | RPI S | Opponent       | Score | RPI S | Opponent            | Score | Team's RPI: 208 |
|---------------------------|----------|-------|-------|----------------|-------|-------|----------------|-------|-------|---------------------|-------|-----------------|
|                           |          |       |       |                |       | 52    | A Penn         | 39 74 | 118   | A Boston College    | 58 64 |                 |
|                           |          |       |       |                |       | 83    | A Albany (NY)  | 65 76 | 142   | A Hartford          | 65 63 |                 |
|                           |          |       |       |                |       | 83    | H Albany (NY)  | 48 74 | 142   | H Hartford          | 55 50 |                 |
|                           |          |       |       |                |       | 91    | A Maine        | 56 87 | 142   | N Hartford          | 42 58 |                 |
|                           |          |       |       |                |       | 91    | H Maine        | 61 47 | 143   | H Bryant            | 54 57 |                 |
|                           |          |       |       |                |       |       |                |       | 146   | H Central Conn. St. | 58 64 |                 |
|                           |          |       |       |                |       |       |                |       | 154   | H Dartmouth         | 60 44 |                 |
|                           |          |       |       |                |       |       |                |       | 188   | A Stony Brook       | 60 52 |                 |
|                           |          |       |       |                |       |       |                |       | 188   | H Stony Brook       | 52 60 |                 |
|                           |          |       |       |                |       |       |                |       | 218   | A UMass Lowell      | 65 70 |                 |
|                           |          |       |       |                |       |       |                |       | 218   | H UMass Lowell      | 58 51 |                 |
|                           |          |       |       |                |       |       |                |       | 231   | H Brown             | 60 57 |                 |
|                           |          |       |       |                |       |       |                |       | 259   | A UMBC              | 55 69 |                 |
|                           |          |       |       |                |       |       |                |       | 259   | H UMBC              | 67 45 |                 |
|                           |          |       |       |                |       |       |                |       | 298   | H NJIT              | 61 56 |                 |
|                           |          |       |       |                |       |       |                |       | 303   | A Vermont           | 64 56 |                 |
|                           |          |       |       |                |       |       |                |       | 303   | H Vermont           | 60 63 |                 |
|                           |          |       |       |                |       |       |                |       | 304   | A Northeastern      | 63 62 |                 |
|                           |          |       |       |                |       |       |                |       | 321   | A Boston U.         | 67 55 |                 |
|                           |          |       |       |                |       |       |                |       | 322   | A Manhattan         | 58 54 |                 |
|                           |          |       |       |                |       |       |                |       | 324   | A Binghamton        | 76 58 |                 |
|                           |          |       |       |                |       |       |                |       | 324   | H Binghamton        | 73 68 |                 |
|                           |          |       |       |                |       |       |                |       | 340   | A Howard            | 78 68 |                 |
| LAST 12 Division I GAMES: |          |       |       |                |       |       |                |       |       |                     |       |                 |
|                           |          |       | 142   | N Hartford     | 42 58 | 259   | A UMBC         | 55 69 |       |                     |       |                 |
|                           |          |       | 91    | H Maine        | 61 47 | 83    | H Albany (NY)  | 48 74 |       |                     |       |                 |
|                           |          |       | 218   | A UMass Lowell | 65 70 | 188   | H Stony Brook  | 52 60 |       |                     |       |                 |
|                           |          |       | 142   | H Hartford     | 55 50 | 91    | A Maine        | 56 87 |       |                     |       |                 |
|                           |          |       | 324   | A Binghamton   | 76 58 | 142   | A Hartford     | 65 63 |       |                     |       |                 |
|                           |          |       | 303   | H Vermont      | 60 63 | 218   | H UMass Lowell | 58 51 |       |                     |       |                 |

Non-Div I Games: Daniel Webster 84 32

New Hampshire

Loss, Non-Conf, S Site, H Home A Away N Neutral

|                   |          |           |                |            |             |               |      |      |       |           |
|-------------------|----------|-----------|----------------|------------|-------------|---------------|------|------|-------|-----------|
| Average RPI Win:  | 227      | WON-LOST  | WINNING        | LAST 10    | STRENGTH OF | OPP. STRENGTH | TEAM | ADJ. | CONF. | ADJ CONF. |
| Average RPI Loss: | 98       | RECORD    | PCT. RANK      | GAMES      | SCHEDULE    | OF SCHEDULE   | RPI  | RPI  | RPI   | RPI       |
| DIV. I ONLY       | 19- 11   | 88        | 9- 1           | 151        | 166         | 100           | 100  | 22   | 22    |           |
| DIV. I NON-CONF.  | 4- 7     | 221       | 0- 0           | 71         | 122         | 198           | 198  | 19   | 19    |           |
| TOTALS            | RPI 1-25 | RPI 26-50 | W-L RECORDS    | RPI 51-100 | RPI 101-150 | RPI 150+      |      |      |       |           |
| 19- 11            | 0- 2     | 1- 3      | OVERALL        | 1- 1       | 2- 3        | 15- 2         |      |      |       |           |
| 13- 2             | 0- 1     | 1- 0      | HOME           | 1- 0       | 2- 1        | 9- 0          |      |      |       |           |
| 5- 7              | 0- 1     | 0- 2      | AWAY           | 0- 1       | 0- 2        | 5- 1          |      |      |       |           |
| 1- 2              | 0- 0     | 0- 1      | NEUTRAL        | 0- 0       | 0- 0        | 1- 1          |      |      |       |           |
| 4- 7              | 0- 2     | 0- 2      | NON-CONFERENCE | 0- 0       | 1- 2        | 3- 1          |      |      |       |           |
| 4- 2              | 0- 1     | 0- 0      | HOME           | 0- 0       | 1- 1        | 3- 0          |      |      |       |           |
| 0- 3              | 0- 1     | 0- 1      | AWAY           | 0- 0       | 0- 1        | 0- 0          |      |      |       |           |
| 0- 2              | 0- 0     | 0- 1      | NEUTRAL        | 0- 0       | 0- 0        | 0- 1          |      |      |       |           |
| 15- 4             | 0- 0     | 1- 1      | CONFERENCE     | 1- 1       | 1- 1        | 12- 1         |      |      |       |           |
| 9- 0              | 0- 0     | 1- 0      | HOME           | 1- 0       | 1- 0        | 6- 0          |      |      |       |           |
| 5- 4              | 0- 0     | 0- 1      | AWAY           | 0- 1       | 0- 1        | 5- 1          |      |      |       |           |
| 1- 0              | 0- 0     | 0- 0      | NEUTRAL        | 0- 0       | 0- 0        | 1- 0          |      |      |       |           |

| RPI 1-25                  |   |          |       | RPI 26-50 |   |               |       | RPI 51-100 |   |              |       | Team's RPI: 100 | RPI 101+ |   |                   |       |
|---------------------------|---|----------|-------|-----------|---|---------------|-------|------------|---|--------------|-------|-----------------|----------|---|-------------------|-------|
| RPI                       | S | Opponent | Score | RPI       | S | Opponent      | Score | RPI        | S | Opponent     | Score |                 | RPI      | S | Opponent          | Score |
| 19                        | H | Stanford | 65 70 | 34        | N | Texas A&M     | 52 66 | 80         | A | Colorado St. | 38 44 |                 | 126      | A | Boise St.         | 65 86 |
| 21                        | A | Texas    | 37 86 | 37        | A | DePaul        | 59 97 | 80         | H | Colorado St. | 67 40 |                 | 126      | H | Boise St.         | 63 50 |
|                           |   |          |       | 50        | A | Fresno St.    | 65 71 |            |   |              |       |                 | 135      | A | New Mexico St.    | 59 70 |
|                           |   |          |       | 50        | H | Fresno St.    | 63 60 |            |   |              |       |                 | 139      | H | UC Riverside      | 62 70 |
|                           |   |          |       |           |   |               |       |            |   |              |       |                 | 147      | H | Cal Poly          | 84 68 |
|                           |   |          |       |           |   |               |       |            |   |              |       |                 | 205      | N | Tex.-Pan American | 59 61 |
|                           |   |          |       |           |   |               |       |            |   |              |       |                 | 212      | A | Wyoming           | 66 55 |
|                           |   |          |       |           |   |               |       |            |   |              |       |                 | 212      | H | Wyoming           | 60 54 |
|                           |   |          |       |           |   |               |       |            |   |              |       |                 | 225      | A | San Jose St.      | 64 62 |
|                           |   |          |       |           |   |               |       |            |   |              |       |                 | 226      | A | San Diego St.     | 63 47 |
|                           |   |          |       |           |   |               |       |            |   |              |       |                 | 226      | H | San Diego St.     | 62 53 |
|                           |   |          |       |           |   |               |       |            |   |              |       |                 | 226      | N | San Diego St.     | 57 56 |
|                           |   |          |       |           |   |               |       |            |   |              |       |                 | 232      | A | UNLV              | 73 79 |
|                           |   |          |       |           |   |               |       |            |   |              |       |                 | 232      | H | UNLV              | 63 60 |
|                           |   |          |       |           |   |               |       |            |   |              |       |                 | 244      | H | UTEP              | 72 57 |
|                           |   |          |       |           |   |               |       |            |   |              |       |                 | 262      | H | Northern Ariz.    | 56 37 |
|                           |   |          |       |           |   |               |       |            |   |              |       |                 | 273      | A | Utah St.          | 56 51 |
|                           |   |          |       |           |   |               |       |            |   |              |       |                 | 273      | H | Utah St.          | 60 59 |
|                           |   |          |       |           |   |               |       |            |   |              |       |                 | 285      | H | Nevada            | 63 45 |
|                           |   |          |       |           |   |               |       |            |   |              |       |                 | 321      | H | Boston U.         | 56 49 |
|                           |   |          |       |           |   |               |       |            |   |              |       |                 | 344      | A | Air Force         | 70 47 |
|                           |   |          |       |           |   |               |       |            |   |              |       |                 | 344      | H | Air Force         | 69 46 |
| LAST 12 Division I GAMES: |   |          |       |           |   |               |       |            |   |              |       |                 |          |   |                   |       |
|                           |   |          |       | 226       | N | San Diego St. | 57 56 | 285        | H | Nevada       | 63 45 |                 |          |   |                   |       |
|                           |   |          |       | 212       | A | Wyoming       | 66 55 | 80         | H | Colorado St. | 67 40 |                 |          |   |                   |       |
|                           |   |          |       | 50        | H | Fresno St.    | 63 60 | 273        | A | Utah St.     | 56 51 |                 |          |   |                   |       |
|                           |   |          |       | 126       | H | Boise St.     | 63 50 | 344        | H | Air Force    | 69 46 |                 |          |   |                   |       |
|                           |   |          |       | 232       | A | UNLV          | 73 79 | 225        | A | San Jose St. | 64 62 |                 |          |   |                   |       |
|                           |   |          |       | 226       | A | San Diego St. | 63 47 | 212        | H | Wyoming      | 60 54 |                 |          |   |                   |       |

Non-Div I Games:

New Mexico

■ Loss, 
■ Non-Conf, 
■ S Site, 
■ Home 
■ Away 
N Neutral

|                   |          |           |                |            |             |               |      |      |       |           |
|-------------------|----------|-----------|----------------|------------|-------------|---------------|------|------|-------|-----------|
| Average RPI Win:  | 261      | WON-LOST  | WINNING        | LAST 10    | STRENGTH OF | OPP. STRENGTH | TEAM | ADJ. | CONF. | ADJ CONF. |
| Average RPI Loss: | 165      | RECORD    | PCT. RANK      | GAMES      | SCHEDULE    | OF SCHEDULE   | RPI  | RPI  | RPI   | RPI       |
| DIV. I ONLY       | 18- 7    | 49        | 9- 1           | 296        | 313         | 135           | 135  | 30   | 30    |           |
| DIV. I NON-CONF.  | 5- 6     | 178       | 0- 0           | 200        | 225         | 208           | 208  | 30   | 30    |           |
| TOTALS            | RPI 1-25 | RPI 26-50 | W-L RECORDS    | RPI 51-100 | RPI 101-150 | RPI 150+      |      |      |       |           |
| 18- 7             | 0- 0     | 0- 0      | OVERALL        | 1- 1       | 2- 3        | 15- 3         |      |      |       |           |
| 10- 2             | 0- 0     | 0- 0      | HOME           | 1- 0       | 2- 0        | 7- 2          |      |      |       |           |
| 7- 4              | 0- 0     | 0- 0      | AWAY           | 0- 0       | 0- 0        | 7- 0          |      |      |       |           |
| 1- 1              | 0- 0     | 0- 0      | NEUTRAL        | 0- 1       | 0- 0        | 1- 0          |      |      |       |           |
| 5- 6              | 0- 0     | 0- 0      | NON-CONFERENCE | 1- 1       | 1- 2        | 3- 3          |      |      |       |           |
| 3- 2              | 0- 0     | 0- 0      | HOME           | 1- 0       | 1- 0        | 1- 2          |      |      |       |           |
| 1- 3              | 0- 0     | 0- 0      | AWAY           | 0- 0       | 0- 2        | 1- 1          |      |      |       |           |
| 1- 1              | 0- 0     | 0- 0      | NEUTRAL        | 0- 1       | 0- 0        | 1- 0          |      |      |       |           |
| 13- 1             | 0- 0     | 0- 0      | CONFERENCE     | 0- 0       | 1- 1        | 12- 0         |      |      |       |           |
| 7- 0              | 0- 0     | 0- 0      | HOME           | 0- 0       | 1- 0        | 6- 0          |      |      |       |           |
| 6- 1              | 0- 0     | 0- 0      | AWAY           | 0- 0       | 0- 1        | 6- 0          |      |      |       |           |
| 0- 0              | 0- 0     | 0- 0      | NEUTRAL        | 0- 0       | 0- 0        | 0- 0          |      |      |       |           |

| RPI 1-25                  |   |          | RPI 26-50 |     |   | RPI 51-100        |       |     | RPI 101+ |            |       | Team's RPI: 135 |                   |    |     |
|---------------------------|---|----------|-----------|-----|---|-------------------|-------|-----|----------|------------|-------|-----------------|-------------------|----|-----|
| RPI                       | S | Opponent | Score     | RPI | S | Opponent          | Score | RPI | S        | Opponent   | Score |                 |                   |    |     |
|                           |   |          |           |     |   |                   |       | 61  | N        | Pacific    | 62    | 67              |                   |    |     |
|                           |   |          |           |     |   |                   |       | 100 | H        | New Mexico | 70    | 59              |                   |    |     |
|                           |   |          |           |     |   |                   |       |     |          |            | 117   | A               | Bakersfield       | 78 | 82  |
|                           |   |          |           |     |   |                   |       |     |          |            | 117   | H               | Bakersfield       | 90 | 78  |
|                           |   |          |           |     |   |                   |       |     |          |            | 126   | A               | Boise St.         | 45 | 70  |
|                           |   |          |           |     |   |                   |       |     |          |            | 133   | A               | Sacramento St.    | 85 | 93  |
|                           |   |          |           |     |   |                   |       |     |          |            | 147   | H               | Cal Poly          | 79 | 65  |
|                           |   |          |           |     |   |                   |       |     |          |            | 205   | A               | Tex.-Pan American | 74 | 71  |
|                           |   |          |           |     |   |                   |       |     |          |            | 205   | H               | Tex.-Pan American | 80 | 60  |
|                           |   |          |           |     |   |                   |       |     |          |            | 215   | H               | Cal St. Fullerton | 51 | 66  |
|                           |   |          |           |     |   |                   |       |     |          |            | 217   | N               | Fla. Atlantic     | 57 | 44  |
|                           |   |          |           |     |   |                   |       |     |          |            | 244   | A               | UTEP              | 73 | 78  |
|                           |   |          |           |     |   |                   |       |     |          |            | 254   | A               | Southern Utah     | 81 | 64  |
|                           |   |          |           |     |   |                   |       |     |          |            | 258   | H               | Weber St.         | 97 | 100 |
|                           |   |          |           |     |   |                   |       |     |          |            | 267   | H               | North Dakota St.  | 79 | 59  |
|                           |   |          |           |     |   |                   |       |     |          |            | 275   | A               | Grand Canyon      | 74 | 62  |
|                           |   |          |           |     |   |                   |       |     |          |            | 275   | H               | Grand Canyon      | 61 | 60  |
|                           |   |          |           |     |   |                   |       |     |          |            | 306   | A               | Seattle           | 76 | 69  |
|                           |   |          |           |     |   |                   |       |     |          |            | 306   | H               | Seattle           | 76 | 66  |
|                           |   |          |           |     |   |                   |       |     |          |            | 326   | A               | Utah Valley       | 68 | 58  |
|                           |   |          |           |     |   |                   |       |     |          |            | 326   | H               | Utah Valley       | 67 | 62  |
|                           |   |          |           |     |   |                   |       |     |          |            | 342   | A               | UMKC              | 60 | 48  |
|                           |   |          |           |     |   |                   |       |     |          |            | 342   | H               | UMKC              | 78 | 59  |
|                           |   |          |           |     |   |                   |       |     |          |            | 345   | A               | Chicago St.       | 62 | 54  |
|                           |   |          |           |     |   |                   |       |     |          |            | 345   | H               | Chicago St.       | 70 | 53  |
| LAST 12 Division I GAMES: |   |          |           |     |   |                   |       |     |          |            |       |                 |                   |    |     |
|                           |   |          |           | 345 | A | Chicago St.       | 62    | 54  |          |            | 342   | H               | UMKC              | 78 | 59  |
|                           |   |          |           | 205 | H | Tex.-Pan American | 80    | 60  |          |            | 345   | H               | Chicago St.       | 70 | 53  |
|                           |   |          |           | 275 | H | Grand Canyon      | 61    | 60  |          |            | 205   | A               | Tex.-Pan American | 74 | 71  |
|                           |   |          |           | 326 | H | Utah Valley       | 67    | 62  |          |            | 326   | A               | Utah Valley       | 68 | 58  |
|                           |   |          |           | 117 | A | Bakersfield       | 78    | 82  |          |            | 275   | A               | Grand Canyon      | 74 | 62  |
|                           |   |          |           | 306 | A | Seattle           | 76    | 69  |          |            | 306   | H               | Seattle           | 76 | 66  |

Non-Div I Games: Eastern N.M. 79 51 Northern N.M. 81 39

New Mexico St.

■ Loss, 
 ■ Non-Conf, S Site, 
 ■ Home 
 ■ Away 
 N Neutral

|                   |          |           |                |            |             |               |      |      |       |           |
|-------------------|----------|-----------|----------------|------------|-------------|---------------|------|------|-------|-----------|
| Average RPI Win:  | 265      | WON-LOST  | WINNING        | LAST 10    | STRENGTH OF | OPP. STRENGTH | TEAM | ADJ. | CONF. | ADJ CONF. |
| Average RPI Loss: | 208      | RECORD    | PCT. RANK      | GAMES      | SCHEDULE    | OF SCHEDULE   | RPI  | RPI  | RPI   | RPI       |
| DIV. I ONLY       | 7- 18    | 289       | 6- 4           | 275        | 303         | 302           | 302  | 27   | 27    |           |
| DIV. I NON-CONF.  | 1- 6     | 316       | 0- 0           | 147        | 179         | 296           | 296  | 27   | 27    |           |
| TOTALS            | RPI 1-25 | RPI 26-50 | W-L RECORDS    | RPI 51-100 | RPI 101-150 | RPI 150+      |      |      |       |           |
| 7- 18             | 0- 0     | 0- 2      | OVERALL        | 0- 0       | 0- 2        | 7- 14         |      |      |       |           |
| 5- 6              | 0- 0     | 0- 1      | HOME           | 0- 0       | 0- 0        | 5- 5          |      |      |       |           |
| 2- 12             | 0- 0     | 0- 0      | AWAY           | 0- 0       | 0- 0        | 2- 1          |      |      |       |           |
| 0- 0              | 0- 0     | 0- 0      | NEUTRAL        | 0- 0       | 0- 0        | 0- 0          |      |      |       |           |
| 1- 6              | 0- 0     | 0- 2      | NON-CONFERENCE | 0- 0       | 0- 1        | 1- 3          |      |      |       |           |
| 1- 1              | 0- 0     | 0- 1      | HOME           | 0- 0       | 0- 0        | 1- 0          |      |      |       |           |
| 0- 5              | 0- 0     | 0- 1      | AWAY           | 0- 0       | 0- 1        | 0- 3          |      |      |       |           |
| 0- 0              | 0- 0     | 0- 0      | NEUTRAL        | 0- 0       | 0- 0        | 0- 0          |      |      |       |           |
| 6- 12             | 0- 0     | 0- 0      | CONFERENCE     | 0- 0       | 0- 1        | 6- 11         |      |      |       |           |
| 4- 5              | 0- 0     | 0- 0      | HOME           | 0- 0       | 0- 0        | 4- 5          |      |      |       |           |
| 2- 7              | 0- 0     | 0- 0      | AWAY           | 0- 0       | 0- 1        | 2- 6          |      |      |       |           |
| 0- 0              | 0- 0     | 0- 0      | NEUTRAL        | 0- 0       | 0- 0        | 0- 0          |      |      |       |           |

| RPI 1-25                  |   |          |       | RPI 26-50 |   |                   |       | RPI 51-100 |   |          |       | RPI 101+ |   |                    |       | Team's RPI: 302 |  |
|---------------------------|---|----------|-------|-----------|---|-------------------|-------|------------|---|----------|-------|----------|---|--------------------|-------|-----------------|--|
| RPI                       | S | Opponent | Score | RPI       | S | Opponent          | Score | RPI        | S | Opponent | Score | RPI      | S | Opponent           | Score |                 |  |
|                           |   |          |       | 29        | H | Mississippi St.   | 45 85 |            |   |          |       | 114      | A | Tulsa              | 55 78 |                 |  |
|                           |   |          |       | 46        | A | Oklahoma St.      | 33 84 |            |   |          |       | 127      | A | Stephen F. Austin  | 56 76 |                 |  |
|                           |   |          |       |           |   |                   |       |            |   |          |       | 186      | H | Lamar              | 54 64 |                 |  |
|                           |   |          |       |           |   |                   |       |            |   |          |       | 199      | A | Alabama            | 58 87 |                 |  |
|                           |   |          |       |           |   |                   |       |            |   |          |       | 206      | A | Jacksonville St.   | 51 65 |                 |  |
|                           |   |          |       |           |   |                   |       |            |   |          |       | 210      | A | Nicholls St.       | 40 56 |                 |  |
|                           |   |          |       |           |   |                   |       |            |   |          |       | 210      | H | Nicholls St.       | 68 63 |                 |  |
|                           |   |          |       |           |   |                   |       |            |   |          |       | 211      | A | McNeese St.        | 58 82 |                 |  |
|                           |   |          |       |           |   |                   |       |            |   |          |       | 211      | H | McNeese St.        | 90 86 |                 |  |
|                           |   |          |       |           |   |                   |       |            |   |          |       | 228      | A | Northwestern St.   | 72 70 |                 |  |
|                           |   |          |       |           |   |                   |       |            |   |          |       | 228      | H | Northwestern St.   | 63 75 |                 |  |
|                           |   |          |       |           |   |                   |       |            |   |          |       | 246      | A | A&M-Corpus Christi | 52 66 |                 |  |
|                           |   |          |       |           |   |                   |       |            |   |          |       | 246      | H | A&M-Corpus Christi | 46 58 |                 |  |
|                           |   |          |       |           |   |                   |       |            |   |          |       | 249      | A | Central Ark.       | 44 50 |                 |  |
|                           |   |          |       |           |   |                   |       |            |   |          |       | 249      | H | Central Ark.       | 46 53 |                 |  |
|                           |   |          |       |           |   |                   |       |            |   |          |       | 256      | H | Abilene Christian  | 71 50 |                 |  |
|                           |   |          |       |           |   |                   |       |            |   |          |       | 275      | A | Grand Canyon       | 57 59 |                 |  |
|                           |   |          |       |           |   |                   |       |            |   |          |       | 282      | A | Houston Baptist    | 45 63 |                 |  |
|                           |   |          |       |           |   |                   |       |            |   |          |       | 287      | H | Kent St.           | 58 55 |                 |  |
|                           |   |          |       |           |   |                   |       |            |   |          |       | 296      | H | Sam Houston St.    | 59 75 |                 |  |
|                           |   |          |       |           |   |                   |       |            |   |          |       | 332      | A | Southeastern La.   | 76 64 |                 |  |
|                           |   |          |       |           |   |                   |       |            |   |          |       | 332      | H | Southeastern La.   | 84 75 |                 |  |
|                           |   |          |       |           |   |                   |       |            |   |          |       | 341      | A | Incarnate Word     | 59 71 |                 |  |
| LAST 12 Division I GAMES: |   |          |       |           |   |                   |       |            |   |          |       |          |   |                    |       |                 |  |
|                           |   |          |       | 228       | A | Northwestern St.  | 72 70 |            |   |          |       | 246      | A | A&M-Corpus Christi | 52 66 |                 |  |
|                           |   |          |       | 332       | H | Southeastern La.  | 84 75 |            |   |          |       | 249      | A | Central Ark.       | 44 50 |                 |  |
|                           |   |          |       | 256       | H | Abilene Christian | 71 50 |            |   |          |       | 211      | H | McNeese St.        | 90 86 |                 |  |
|                           |   |          |       | 210       | H | Nicholls St.      | 68 63 |            |   |          |       | 211      | A | McNeese St.        | 58 82 |                 |  |
|                           |   |          |       | 228       | H | Northwestern St.  | 63 75 |            |   |          |       | 210      | A | Nicholls St.       | 40 56 |                 |  |
|                           |   |          |       | 332       | A | Southeastern La.  | 76 64 |            |   |          |       | 246      | H | A&M-Corpus Christi | 46 58 |                 |  |

Non-Div I Games: West Ala. 54 66 Crowley's Ridge 87 54

New Orleans

Loss, Non-Conf, S Site, H Home A Away N Neutral



## Niagara

Through Games Of March 10, 2015

| Average RPI Win:  | 245      | WON-LOST  | WINNING        | LAST 10    | STRENGTH OF | OPP. STRENGTH | TEAM | ADJ. | CONF. | ADJ CONF. |
|-------------------|----------|-----------|----------------|------------|-------------|---------------|------|------|-------|-----------|
| Average RPI Loss: | 167      | RECORD    | PCT. RANK      | GAMES      | SCHEDULE    | OF SCHEDULE   | RPI  | RPI  | RPI   | RPI       |
| DIV. I ONLY       | 14- 17   | 206       | 5- 5           | 293        | 227         | 239           | 239  | 24   | 24    |           |
| DIV. I NON-CONF.  | 4- 5     | 188       | 0- 0           | 227        | 174         | 201           | 201  | 24   | 24    |           |
| TOTALS            | RPI 1-25 | RPI 26-50 | W-L RECORDS    | RPI 51-100 | RPI 101-150 | RPI 150+      |      |      |       |           |
| 14- 17            | 0- 2     | 0- 1      | OVERALL        | 0- 1       | 2- 2        | 12- 11        |      |      |       |           |
| 6- 8              | 0- 1     | 0- 0      | HOME           | 0- 0       | 0- 1        | 6- 6          |      |      |       |           |
| 7- 8              | 0- 1     | 0- 1      | AWAY           | 0- 1       | 2- 1        | 5- 4          |      |      |       |           |
| 1- 1              | 0- 0     | 0- 0      | NEUTRAL        | 0- 0       | 0- 0        | 1- 1          |      |      |       |           |
| 4- 5              | 0- 0     | 0- 1      | NON-CONFERENCE | 0- 1       | 1- 1        | 3- 2          |      |      |       |           |
| 2- 2              | 0- 0     | 0- 0      | HOME           | 0- 0       | 0- 0        | 2- 2          |      |      |       |           |
| 2- 3              | 0- 0     | 0- 1      | AWAY           | 0- 1       | 1- 1        | 1- 0          |      |      |       |           |
| 0- 0              | 0- 0     | 0- 0      | NEUTRAL        | 0- 0       | 0- 0        | 0- 0          |      |      |       |           |
| 10- 12            | 0- 2     | 0- 0      | CONFERENCE     | 0- 0       | 1- 1        | 9- 9          |      |      |       |           |
| 4- 6              | 0- 1     | 0- 0      | HOME           | 0- 0       | 0- 1        | 4- 4          |      |      |       |           |
| 5- 5              | 0- 1     | 0- 0      | AWAY           | 0- 0       | 1- 0        | 4- 4          |      |      |       |           |
| 1- 1              | 0- 0     | 0- 0      | NEUTRAL        | 0- 0       | 0- 0        | 1- 1          |      |      |       |           |

| RPI 1-25                  |   |            |       | RPI 26-50 |   |            |       | RPI 51-100 |   |                |       | RPI 101+ Team's RPI: 239 |    |                 |       |
|---------------------------|---|------------|-------|-----------|---|------------|-------|------------|---|----------------|-------|--------------------------|----|-----------------|-------|
| RPI                       | S | Opponent   | Score | RPI       | S | Opponent   | Score | RPI        | S | Opponent       | Score | RPI                      | S  | Opponent        | Score |
| 24                        | A | Quinnipiac | 66 80 | 41        | A | Pittsburgh | 54 70 | 77         | A | Youngstown St. | 61 83 | 111                      | A  | Cleveland St.   | 76 58 |
| 24                        | H | Quinnipiac | 68 71 |           |   |            |       |            |   |                |       | 115                      | A  | Marist          | 70 65 |
|                           |   |            |       |           |   |            |       |            |   |                |       | 115                      | H  | Marist          | 66 75 |
|                           |   |            |       |           |   |            |       |            |   |                |       | 136                      | A  | Buffalo         | 64 73 |
|                           |   |            |       |           |   |            |       |            |   |                |       | 154                      | H  | Dartmouth       | 70 76 |
|                           |   |            |       |           |   |            |       |            |   |                |       | 165                      | H  | St. Bonaventure | 60 72 |
|                           |   |            |       |           |   |            |       |            |   |                |       | 169                      | A  | Siena           | 64 59 |
|                           |   |            |       |           |   |            |       |            |   |                |       | 169                      | H  | Siena           | 52 56 |
|                           |   |            |       |           |   |            |       |            |   |                |       | 179                      | A  | Fairfield       | 66 64 |
|                           |   |            |       |           |   |            |       |            |   |                |       | 179                      | H  | Fairfield       | 66 56 |
|                           |   |            |       |           |   |            |       |            |   |                |       | 179                      | N  | Fairfield       | 57 65 |
|                           |   |            |       |           |   |            |       |            |   |                |       | 194                      | A  | Iona            | 53 81 |
|                           |   |            |       |           |   |            |       |            |   |                |       | 194                      | H  | Iona            | 72 83 |
|                           |   |            |       |           |   |            |       |            |   |                |       | 223                      | H  | Detroit         | 71 49 |
|                           |   |            |       |           |   |            |       |            |   |                |       | 241                      | A  | Monmouth        | 59 45 |
|                           |   |            |       |           |   |            |       |            |   |                |       | 241                      | H  | Monmouth        | 69 81 |
|                           |   |            |       |           |   |            |       |            |   |                |       | 261                      | A  | Canisius        | 59 65 |
|                           |   |            |       |           |   |            |       |            |   |                |       | 261                      | H  | Canisius        | 55 66 |
|                           |   |            |       |           |   |            |       |            |   |                |       | 278                      | A  | Rider           | 56 61 |
|                           |   |            |       |           |   |            |       |            |   |                |       | 278                      | H  | Rider           | 44 33 |
|                           |   |            |       |           |   |            |       |            |   |                |       | 320                      | H  | Mt. St. Mary's  | 78 60 |
|                           |   |            |       |           |   |            |       |            |   |                |       | 322                      | A  | Manhattan       | 53 46 |
|                           |   |            |       |           |   |            |       |            |   |                |       | 322                      | H  | Manhattan       | 64 36 |
|                           |   |            |       |           |   |            |       |            |   |                |       | 322                      | N  | Manhattan       | 57 51 |
|                           |   |            |       |           |   |            |       |            |   |                |       | 324                      | A  | Binghamton      | 63 52 |
|                           |   |            |       |           |   |            |       |            |   |                |       | 327                      | A  | Saint Peter's   | 58 65 |
| LAST 12 Division I GAMES: |   |            |       |           |   |            |       |            |   |                |       |                          |    |                 |       |
|                           |   |            |       | 179       | N | Fairfield  | 57 65 |            |   | 115            | A     | Marist                   | 70 | 65              |       |
|                           |   |            |       | 322       | N | Manhattan  | 57 51 |            |   | 169            | A     | Siena                    | 64 | 59              |       |
|                           |   |            |       | 194       | A | Iona       | 53 81 |            |   | 179            | H     | Fairfield                | 66 | 56              |       |
|                           |   |            |       | 261       | A | Canisius   | 59 65 |            |   | 115            | H     | Marist                   | 66 | 75              |       |
|                           |   |            |       | 278       | H | Rider      | 44 33 |            |   | 322            | A     | Manhattan                | 53 | 46              |       |
|                           |   |            |       | 241       | H | Monmouth   | 69 81 |            |   | 327            | A     | Saint Peter's            | 58 | 65              |       |

Non-Div I Games:

Niagara

  Loss, 
  Non-Conf, 
  S Site, 
  H Home 
  A Away 
N Neutral

| RPI | S | Opponent      | Score |
|-----|---|---------------|-------|
| 327 | H | Saint Peter's | 73 40 |

N  
i  
a  
g  
a  
r  
a

N  
i  
a  
g  
a  
r  
a

Niagara

|                   |          |           |                |            |             |               |      |      |       |           |
|-------------------|----------|-----------|----------------|------------|-------------|---------------|------|------|-------|-----------|
| Average RPI Win:  | 274      | WON-LOST  | WINNING        | LAST 10    | STRENGTH OF | OPP. STRENGTH | TEAM | ADJ. | CONF. | ADJ CONF. |
| Average RPI Loss: | 159      | RECORD    | PCT. RANK      | GAMES      | SCHEDULE    | OF SCHEDULE   | RPI  | RPI  | RPI   | RPI       |
| DIV. I ONLY       | 16- 12   | 123       | 8- 2           | 312        | 272         | 210           | 210  | 27   | 27    |           |
| DIV. I NON-CONF.  | 3- 7     | 250       | 0- 0           | 208        | 94          | 248           | 248  | 27   | 27    |           |
| TOTALS            | RPI 1-25 | RPI 26-50 | W-L RECORDS    | RPI 51-100 | RPI 101-150 | RPI 150+      |      |      |       |           |
| 16- 12            | 0- 0     | 0- 1      | OVERALL        | 0- 3       | 0- 3        | 16- 5         |      |      |       |           |
| 9- 2              | 0- 0     | 0- 0      | HOME           | 0- 1       | 0- 0        | 9- 1          |      |      |       |           |
| 5- 8              | 0- 0     | 0- 1      | AWAY           | 0- 1       | 0- 3        | 5- 3          |      |      |       |           |
| 2- 2              | 0- 0     | 0- 0      | NEUTRAL        | 0- 1       | 0- 0        | 2- 1          |      |      |       |           |
| 3- 7              | 0- 0     | 0- 1      | NON-CONFERENCE | 0- 3       | 0- 2        | 3- 1          |      |      |       |           |
| 1- 1              | 0- 0     | 0- 0      | HOME           | 0- 1       | 0- 0        | 1- 0          |      |      |       |           |
| 0- 4              | 0- 0     | 0- 1      | AWAY           | 0- 1       | 0- 2        | 0- 0          |      |      |       |           |
| 2- 2              | 0- 0     | 0- 0      | NEUTRAL        | 0- 1       | 0- 0        | 2- 1          |      |      |       |           |
| 13- 5             | 0- 0     | 0- 0      | CONFERENCE     | 0- 0       | 0- 1        | 13- 4         |      |      |       |           |
| 8- 1              | 0- 0     | 0- 0      | HOME           | 0- 0       | 0- 0        | 8- 1          |      |      |       |           |
| 5- 4              | 0- 0     | 0- 0      | AWAY           | 0- 0       | 0- 1        | 5- 3          |      |      |       |           |
| 0- 0              | 0- 0     | 0- 0      | NEUTRAL        | 0- 0       | 0- 0        | 0- 0          |      |      |       |           |

| RPI S | Opponent   | Score | RPI S | Opponent         | Score | RPI S | Opponent            | Score | RPI S | Opponent             | Score | Team's RPI: 210 |
|-------|------------|-------|-------|------------------|-------|-------|---------------------|-------|-------|----------------------|-------|-----------------|
| 44    | A Arkansas | 52 63 | 53    | A Tulane         | 44 77 | 121   | A Louisiana Tech    | 62 80 | 127   | A Stephen F. Austin  | 59 68 |                 |
|       |            |       | 77    | N Youngstown St. | 50 51 | 137   | A Texas Tech        | 49 76 | 173   | N UTSA               | 57 49 |                 |
|       |            |       | 93    | H Southern Miss. | 57 89 | 186   | A Lamar             | 62 67 | 211   | A McNeese St.        | 73 68 |                 |
|       |            |       |       |                  |       | 211   | H McNeese St.       | 70 59 | 228   | A Northwestern St.   | 71 74 |                 |
|       |            |       |       |                  |       | 228   | H Northwestern St.  | 59 40 | 246   | H A&M-Corpus Christi | 59 75 |                 |
|       |            |       |       |                  |       | 249   | A Central Ark.      | 75 72 | 249   | H Central Ark.       | 53 43 |                 |
|       |            |       |       |                  |       | 256   | A Abilene Christian | 63 39 | 265   | N Norfolk St.        | 69 64 |                 |
|       |            |       |       |                  |       | 282   | H Houston Baptist   | 70 58 | 288   | N Houston            | 47 65 |                 |
|       |            |       |       |                  |       | 296   | H Sam Houston St.   | 67 64 | 302   | A New Orleans        | 63 68 |                 |
|       |            |       |       |                  |       | 302   | H New Orleans       | 56 40 | 317   | H South Ala.         | 66 62 |                 |
|       |            |       |       |                  |       | 332   | A Southeastern La.  | 77 74 | 332   | H Southeastern La.   | 93 80 |                 |
|       |            |       |       |                  |       | 341   | A Incarnate Word    | 69 58 | 341   | H Incarnate Word     | 67 34 |                 |
|       |            |       |       |                  |       | 341   | H Incarnate Word    | 67 34 |       |                      |       |                 |

## LAST 12 Division I GAMES:

|     |   |                   |    |    |     |   |                  |    |    |
|-----|---|-------------------|----|----|-----|---|------------------|----|----|
| 332 | A | Southeastern La.  | 77 | 74 | 332 | H | Southeastern La. | 93 | 80 |
| 249 | H | Central Ark.      | 53 | 43 | 211 | H | McNeese St.      | 70 | 59 |
| 211 | A | McNeese St.       | 73 | 68 | 341 | A | Incarnate Word   | 69 | 58 |
| 302 | A | New Orleans       | 63 | 68 | 341 | H | Incarnate Word   | 67 | 34 |
| 127 | A | Stephen F. Austin | 59 | 68 | 302 | H | New Orleans      | 56 | 40 |
| 228 | H | Northwestern St.  | 59 | 40 | 249 | A | Central Ark.     | 75 | 72 |

Non-Div I Games: Southern-N.O. 87 84

Nicholls St.

Loss, Non-Conf, S Site, H Home A Away N Neutral

|                   |          |           |                |            |             |               |      |      |       |           |
|-------------------|----------|-----------|----------------|------------|-------------|---------------|------|------|-------|-----------|
| Average RPI Win:  | 282      | WON-LOST  | WINNING        | LAST 10    | STRENGTH OF | OPP. STRENGTH | TEAM | ADJ. | CONF. | ADJ CONF. |
| Average RPI Loss: | 200      | RECORD    | PCT. RANK      | GAMES      | SCHEDULE    | OF SCHEDULE   | RPI  | RPI  | RPI   | RPI       |
| DIV. I ONLY       | 13- 15   | 201       | 7- 3           | 326        | 327         | 265           | 265  | 31   | 31    |           |
| DIV. I NON-CONF.  | 1- 10    | 329       | 0- 0           | 150        | 257         | 298           | 298  | 29   | 29    |           |
| TOTALS            | RPI 1-25 | RPI 26-50 | W-L RECORDS    | RPI 51-100 | RPI 101-150 | RPI 150+      |      |      |       |           |
| 13- 15            | 0- 0     | 0- 0      | OVERALL        | 0- 1       | 1- 2        | 12- 12        |      |      |       |           |
| 6- 5              | 0- 0     | 0- 0      | HOME           | 0- 0       | 1- 1        | 5- 4          |      |      |       |           |
| 6- 8              | 0- 0     | 0- 0      | AWAY           | 0- 1       | 0- 1        | 6- 6          |      |      |       |           |
| 1- 2              | 0- 0     | 0- 0      | NEUTRAL        | 0- 0       | 0- 0        | 1- 2          |      |      |       |           |
| 1- 10             | 0- 0     | 0- 0      | NON-CONFERENCE | 0- 1       | 0- 1        | 1- 8          |      |      |       |           |
| 0- 3              | 0- 0     | 0- 0      | HOME           | 0- 0       | 0- 1        | 0- 2          |      |      |       |           |
| 1- 5              | 0- 0     | 0- 0      | AWAY           | 0- 1       | 0- 0        | 1- 4          |      |      |       |           |
| 0- 2              | 0- 0     | 0- 0      | NEUTRAL        | 0- 0       | 0- 0        | 0- 2          |      |      |       |           |
| 12- 5             | 0- 0     | 0- 0      | CONFERENCE     | 0- 0       | 1- 1        | 11- 4         |      |      |       |           |
| 6- 2              | 0- 0     | 0- 0      | HOME           | 0- 0       | 1- 0        | 5- 2          |      |      |       |           |
| 5- 3              | 0- 0     | 0- 0      | AWAY           | 0- 0       | 0- 1        | 5- 2          |      |      |       |           |
| 1- 0              | 0- 0     | 0- 0      | NEUTRAL        | 0- 0       | 0- 0        | 1- 0          |      |      |       |           |

[illegible]

Non-Div I Games:

Norfolk St.

Loss, Non-Conf, S Site, H Home A Away N Neutral

RPI S Opponent Score

RPI S Opponent Score  
347 N Delaware St. 70 45

N  
o  
r  
f  
o  
l  
k  
S  
t  
.

N  
o  
r  
f  
o  
l  
k  
S  
t  
.

Norfolk St.

## North Carolina

## Through Games Of March 10, 2015

|                   |          |           |                |            |             |               |      |      |       |           |
|-------------------|----------|-----------|----------------|------------|-------------|---------------|------|------|-------|-----------|
| Average RPI Win:  | 117      | WON-LOST  | WINNING        | LAST 10    | STRENGTH OF | OPP. STRENGTH | TEAM | ADJ. | CONF. | ADJ CONF. |
| Average RPI Loss: | 17       | RECORD    | PCT. RANK      | GAMES      | SCHEDULE    | OF SCHEDULE   | RPI  | RPI  | RPI   | RPI       |
| DIV. I ONLY       | 24- 8    | 35        | 6- 4           | 9          | 23          | 17            | 17   | 3    | 3     |           |
| DIV. I NON-CONF.  | 13- 1    | 4         | 0- 0           | 22         | 81          | 6             | 6    | 3    | 3     |           |
| TOTALS            | RPI 1-25 | RPI 26-50 | W-L RECORDS    | RPI 51-100 | RPI 101-150 | RPI 150+      |      |      |       |           |
| 24- 8             | 2- 6     | 2- 2      | OVERALL        | 9- 0       | 4- 0        | 7- 0          |      |      |       |           |
| 12- 3             | 1- 3     | 1- 0      | HOME           | 4- 0       | 3- 0        | 3- 0          |      |      |       |           |
| 7- 4              | 0- 2     | 1- 2      | AWAY           | 3- 0       | 0- 0        | 3- 0          |      |      |       |           |
| 5- 1              | 1- 1     | 0- 0      | NEUTRAL        | 2- 0       | 1- 0        | 1- 0          |      |      |       |           |
| 13- 1             | 1- 1     | 2- 0      | NON-CONFERENCE | 4- 0       | 2- 0        | 4- 0          |      |      |       |           |
| 6- 1              | 0- 1     | 1- 0      | HOME           | 2- 0       | 1- 0        | 2- 0          |      |      |       |           |
| 3- 0              | 0- 0     | 1- 0      | AWAY           | 1- 0       | 0- 0        | 1- 0          |      |      |       |           |
| 4- 0              | 1- 0     | 0- 0      | NEUTRAL        | 1- 0       | 1- 0        | 1- 0          |      |      |       |           |
| 11- 7             | 1- 5     | 0- 2      | CONFERENCE     | 5- 0       | 2- 0        | 3- 0          |      |      |       |           |
| 6- 2              | 1- 2     | 0- 0      | HOME           | 2- 0       | 2- 0        | 1- 0          |      |      |       |           |
| 4- 4              | 0- 2     | 0- 2      | AWAY           | 2- 0       | 0- 0        | 2- 0          |      |      |       |           |
| 1- 1              | 0- 1     | 0- 0      | NEUTRAL        | 1- 0       | 0- 0        | 0- 0          |      |      |       |           |

| RPI 1-25                  |   |                   |       | Team's RPI: 17 |   | RPI 26-50            |       |     |   | RPI 51-100         |       |     |   | RPI 101+        |       |  |  |
|---------------------------|---|-------------------|-------|----------------|---|----------------------|-------|-----|---|--------------------|-------|-----|---|-----------------|-------|--|--|
| RPI                       | S | Opponent          | Score | RPI            | S | Opponent             | Score | RPI | S | Opponent           | Score | RPI | S | Opponent        | Score |  |  |
| 1                         | H | Notre Dame        | 79 89 | 35             | A | Syracuse             | 56 61 | 66  | A | Miami (FL)         | 66 65 | 104 | N | Elon            | 85 67 |  |  |
| 7                         | A | Louisville        | 66 75 | 41             | A | Pittsburgh           | 59 84 | 71  | A | Hawaii             | 74 65 | 108 | H | East Tenn. St.  | 95 62 |  |  |
| 7                         | N | Louisville        | 75 77 | 42             | A | Rutgers              | 96 93 | 82  | A | North Carolina St. | 67 63 | 110 | H | Virginia        | 72 70 |  |  |
| 10                        | H | Florida St.       | 71 63 | 46             | H | Oklahoma St.         | 79 77 | 82  | H | North Carolina St. | 72 56 | 118 | H | Boston College  | 72 60 |  |  |
| 15                        | A | Duke              | 80 81 |                |   |                      |       | 83  | H | Albany (NY)        | 71 56 | 171 | H | Appalachian St. | 84 52 |  |  |
| 15                        | H | Duke              | 67 74 |                |   |                      |       | 87  | H | Georgia Tech       | 96 81 | 180 | A | Oregon          | 76 59 |  |  |
| 18                        | H | Oregon St.        | 55 70 |                |   |                      |       | 87  | N | Georgia Tech       | 84 64 | 185 | H | Wake Forest     | 83 45 |  |  |
| 19                        | N | Stanford          | 70 54 |                |   |                      |       | 91  | N | Maine              | 65 36 | 198 | A | Clemson         | 78 56 |  |  |
|                           |   |                   |       |                |   |                      |       | 92  | H | UCLA               | 84 68 | 200 | A | Virginia Tech   | 74 52 |  |  |
|                           |   |                   |       |                |   |                      |       |     |   |                    |       | 247 | N | Prairie View    | 81 45 |  |  |
|                           |   |                   |       |                |   |                      |       |     |   |                    |       | 340 | H | Howard          | 83 49 |  |  |
| LAST 12 Division I GAMES: |   |                   |       |                |   |                      |       |     |   |                    |       |     |   |                 |       |  |  |
|                           |   | 7 N Louisville    | 75 77 |                |   | 7 A Louisville       | 66 75 |     |   |                    |       |     |   |                 |       |  |  |
|                           |   | 87 N Georgia Tech | 84 64 |                |   | 10 H Florida St.     | 71 63 |     |   |                    |       |     |   |                 |       |  |  |
|                           |   | 15 A Duke         | 80 81 |                |   | 200 A Virginia Tech  | 74 52 |     |   |                    |       |     |   |                 |       |  |  |
|                           |   | 110 H Virginia    | 72 70 |                |   | 35 A Syracuse        | 56 61 |     |   |                    |       |     |   |                 |       |  |  |
|                           |   | 66 A Miami (FL)   | 66 65 |                |   | 118 H Boston College | 72 60 |     |   |                    |       |     |   |                 |       |  |  |
|                           |   | 185 H Wake Forest | 83 45 |                |   | 15 H Duke            | 67 74 |     |   |                    |       |     |   |                 |       |  |  |

Non-Div I Games:

North Carolina

■ Loss, 
 ■ Non-Conf, S Site, 
 ■ Home 
 ■ Away 
 N Neutral

|                   |          |           |                |            |             |               |      |      |       |           |
|-------------------|----------|-----------|----------------|------------|-------------|---------------|------|------|-------|-----------|
| Average RPI Win:  | 165      | WON-LOST  | WINNING        | LAST 10    | STRENGTH OF | OPP. STRENGTH | TEAM | ADJ. | CONF. | ADJ CONF. |
| Average RPI Loss: | 53       | RECORD    | PCT. RANK      | GAMES      | SCHEDULE    | OF SCHEDULE   | RPI  | RPI  | RPI   | RPI       |
| DIV. I ONLY       | 16- 14   | 158       | 4- 6           | 32         | 44          | 82            | 82   | 3    | 3     |           |
| DIV. I NON-CONF.  | 9- 4     | 84        | 0- 0           | 83         | 141         | 72            | 72   | 3    | 3     |           |
| TOTALS            | RPI 1-25 | RPI 26-50 | W-L RECORDS    | RPI 51-100 | RPI 101-150 | RPI 150+      |      |      |       |           |
| 16- 14            | 1- 6     | 0- 3      | OVERALL        | 3- 2       | 2- 2        | 10- 1         |      |      |       |           |
| 12- 4             | 1- 2     | 0- 2      | HOME           | 2- 0       | 1- 0        | 8- 0          |      |      |       |           |
| 3- 8              | 0- 0     | 0- 0      | AWAY           | 1- 0       | 0- 1        | 2- 0          |      |      |       |           |
| 1- 2              | 0- 1     | 0- 0      | NEUTRAL        | 0- 0       | 1- 0        | 0- 1          |      |      |       |           |
| 9- 4              | 0- 1     | 0- 1      | NON-CONFERENCE | 1- 2       | 2- 0        | 6- 0          |      |      |       |           |
| 7- 1              | 0- 0     | 0- 1      | HOME           | 1- 0       | 1- 0        | 5- 0          |      |      |       |           |
| 1- 2              | 0- 0     | 0- 0      | AWAY           | 0- 2       | 0- 0        | 1- 0          |      |      |       |           |
| 1- 1              | 0- 1     | 0- 0      | NEUTRAL        | 0- 0       | 1- 0        | 0- 0          |      |      |       |           |
| 7- 10             | 1- 5     | 0- 2      | CONFERENCE     | 2- 0       | 0- 2        | 4- 1          |      |      |       |           |
| 5- 3              | 1- 2     | 0- 1      | HOME           | 1- 0       | 0- 0        | 3- 0          |      |      |       |           |
| 2- 6              | 0- 3     | 0- 1      | AWAY           | 1- 0       | 0- 2        | 1- 0          |      |      |       |           |
| 0- 1              | 0- 0     | 0- 0      | NEUTRAL        | 0- 0       | 0- 0        | 0- 1          |      |      |       |           |

| RPI 1-25                  |   |                   |       | RPI 26-50 |   |                |       | RPI 51-100 Team's RPI: 82 |   |              |       | RPI 101+ |   |                |       |
|---------------------------|---|-------------------|-------|-----------|---|----------------|-------|---------------------------|---|--------------|-------|----------|---|----------------|-------|
| RPI                       | S | Opponent          | Score | RPI       | S | Opponent       | Score | RPI                       | S | Opponent     | Score | RPI      | S | Opponent       | Score |
| 1                         | H | Notre Dame        | 60 67 | 35        | A | Syracuse       | 49 66 | 53                        | A | Tulane       | 51 60 | 104      | H | Elon           | 84 51 |
| 7                         | A | Louisville        | 58 65 | 41        | H | Pittsburgh     | 50 60 | 64                        | H | Liberty      | 67 64 | 110      | A | Virginia       | 63 71 |
| 10                        | A | Florida St.       | 52 72 | 43        | H | Minnesota      | 55 60 | 66                        | H | Miami (FL)   | 68 65 | 118      | A | Boston College | 59 64 |
| 11                        | N | George Washington | 66 74 |           |   |                |       | 76                        | A | Villanova    | 65 74 | 137      | N | Texas Tech     | 75 42 |
| 15                        | H | Duke              | 72 59 |           |   |                |       | 87                        | A | Georgia Tech | 65 64 | 152      | H | High Point     | 66 62 |
| 17                        | A | North Carolina    | 56 72 |           |   |                |       |                           |   |              |       | 157      | H | Tennessee St.  | 84 55 |
| 17                        | H | North Carolina    | 63 67 |           |   |                |       |                           |   |              |       | 174      | A | Charlotte      | 70 63 |
|                           |   |                   |       |           |   |                |       |                           |   |              |       | 185      | A | Wake Forest    | 78 70 |
|                           |   |                   |       |           |   |                |       |                           |   |              |       | 185      | H | Wake Forest    | 71 55 |
|                           |   |                   |       |           |   |                |       |                           |   |              |       | 198      | H | Clemson        | 76 50 |
|                           |   |                   |       |           |   |                |       |                           |   |              |       | 200      | H | Virginia Tech  | 73 59 |
|                           |   |                   |       |           |   |                |       |                           |   |              |       | 200      | N | Virginia Tech  | 56 57 |
|                           |   |                   |       |           |   |                |       |                           |   |              |       | 264      | H | Davidson       | 82 66 |
|                           |   |                   |       |           |   |                |       |                           |   |              |       | 320      | H | Mt. St. Mary's | 85 60 |
|                           |   |                   |       |           |   |                |       |                           |   |              |       | 338      | H | Coppin St.     | 81 61 |
| LAST 12 Division I GAMES: |   |                   |       |           |   |                |       |                           |   |              |       |          |   |                |       |
| 200                       | N | Virginia Tech     | 56 57 | 87        | A | Georgia Tech   | 65 64 |                           |   |              |       |          |   |                |       |
| 1                         | H | Notre Dame        | 60 67 | 185       | H | Wake Forest    | 71 55 |                           |   |              |       |          |   |                |       |
| 10                        | A | Florida St.       | 52 72 | 41        | H | Pittsburgh     | 50 60 |                           |   |              |       |          |   |                |       |
| 15                        | H | Duke              | 72 59 | 110       | A | Virginia       | 63 71 |                           |   |              |       |          |   |                |       |
| 66                        | H | Miami (FL)        | 68 65 | 35        | A | Syracuse       | 49 66 |                           |   |              |       |          |   |                |       |
| 118                       | A | Boston College    | 59 64 | 17        | H | North Carolina | 63 67 |                           |   |              |       |          |   |                |       |

Non-Div I Games:

North Carolina St.

■ Loss, 
 ■ Non-Conf, S Site, 
 ■ Home 
 ■ Away 
 N Neutral

North Dakota

Through Games Of March 10, 2015

|                   |          |           |                |            |             |               |      |      |       |           |
|-------------------|----------|-----------|----------------|------------|-------------|---------------|------|------|-------|-----------|
| Average RPI Win:  | 227      | WON-LOST  | WINNING        | LAST 10    | STRENGTH OF | OPP. STRENGTH | TEAM | ADJ. | CONF. | ADJ CONF. |
| Average RPI Loss: | 165      | RECORD    | PCT. RANK      | GAMES      | SCHEDULE    | OF SCHEDULE   | RPI  | RPI  | RPI   | RPI       |
| DIV. I ONLY       | 15- 13   | 152       | 3- 7           | 252        | 245         | 177           | 177  | 21   | 21    |           |
| DIV. I NON-CONF.  | 6- 4     | 132       | 0- 0           | 252        | 242         | 126           | 126  | 21   | 21    |           |
| TOTALS            | RPI 1-25 | RPI 26-50 | W-L RECORDS    | RPI 51-100 | RPI 101-150 | RPI 150+      |      |      |       |           |
| 15- 13            | 0- 0     | 0- 1      | OVERALL        | 1- 3       | 2- 3        | 12- 6         |      |      |       |           |
| 8- 3              | 0- 0     | 0- 1      | HOME           | 1- 0       | 1- 2        | 6- 0          |      |      |       |           |
| 6- 10             | 0- 0     | 0- 0      | AWAY           | 0- 3       | 1- 1        | 5- 6          |      |      |       |           |
| 1- 0              | 0- 0     | 0- 0      | NEUTRAL        | 0- 0       | 0- 0        | 1- 0          |      |      |       |           |
| 6- 4              | 0- 0     | 0- 1      | NON-CONFERENCE | 0- 2       | 0- 0        | 6- 1          |      |      |       |           |
| 1- 1              | 0- 0     | 0- 1      | HOME           | 0- 0       | 0- 0        | 1- 0          |      |      |       |           |
| 4- 3              | 0- 0     | 0- 0      | AWAY           | 0- 2       | 0- 0        | 4- 1          |      |      |       |           |
| 1- 0              | 0- 0     | 0- 0      | NEUTRAL        | 0- 0       | 0- 0        | 1- 0          |      |      |       |           |
| 9- 9              | 0- 0     | 0- 0      | CONFERENCE     | 1- 1       | 2- 3        | 6- 5          |      |      |       |           |
| 7- 2              | 0- 0     | 0- 0      | HOME           | 1- 0       | 1- 2        | 5- 0          |      |      |       |           |
| 2- 7              | 0- 0     | 0- 0      | AWAY           | 0- 1       | 1- 1        | 1- 5          |      |      |       |           |
| 0- 0              | 0- 0     | 0- 0      | NEUTRAL        | 0- 0       | 0- 0        | 0- 0          |      |      |       |           |

| RPI S                     | Opponent         | Score | RPI S | Opponent         | Score | RPI S | Opponent               | Score | RPI S | Opponent | Score | Team's RPI: 177 |
|---------------------------|------------------|-------|-------|------------------|-------|-------|------------------------|-------|-------|----------|-------|-----------------|
| 43                        | H Minnesota      | 55 68 | 72    | A South Dakota   | 81 86 | 133   | A Sacramento St.       | 86 93 |       |          |       |                 |
|                           |                  |       | 98    | A Montana        | 51 66 | 133   | H Sacramento St.       | 62 64 |       |          |       |                 |
|                           |                  |       | 98    | H Montana        | 59 52 | 134   | H Eastern Wash.        | 96 82 |       |          |       |                 |
|                           |                  |       | 99    | A Colorado       | 59 68 | 138   | A Northern Colo.       | 68 58 |       |          |       |                 |
|                           |                  |       |       |                  |       | 138   | H Northern Colo.       | 56 67 |       |          |       |                 |
|                           |                  |       |       |                  |       | 162   | A Montana St.          | 62 80 |       |          |       |                 |
|                           |                  |       |       |                  |       | 162   | H Montana St.          | 82 74 |       |          |       |                 |
|                           |                  |       |       |                  |       | 193   | H Idaho                | 68 62 |       |          |       |                 |
|                           |                  |       |       |                  |       | 198   | A Clemson              | 67 72 |       |          |       |                 |
|                           |                  |       |       |                  |       | 233   | A Western Ill.         | 85 77 |       |          |       |                 |
|                           |                  |       |       |                  |       | 240   | A Idaho St.            | 69 75 |       |          |       |                 |
|                           |                  |       |       |                  |       | 243   | A Towson               | 54 52 |       |          |       |                 |
|                           |                  |       |       |                  |       | 254   | A Southern Utah        | 66 73 |       |          |       |                 |
|                           |                  |       |       |                  |       | 254   | H Southern Utah        | 67 52 |       |          |       |                 |
|                           |                  |       |       |                  |       | 258   | A Weber St.            | 57 54 |       |          |       |                 |
|                           |                  |       |       |                  |       | 262   | A Northern Ariz.       | 68 72 |       |          |       |                 |
|                           |                  |       |       |                  |       | 262   | H Northern Ariz.       | 78 62 |       |          |       |                 |
|                           |                  |       |       |                  |       | 267   | A North Dakota St.     | 90 87 |       |          |       |                 |
|                           |                  |       |       |                  |       | 268   | N St. Francis Brooklyn | 70 63 |       |          |       |                 |
|                           |                  |       |       |                  |       | 283   | H Milwaukee            | 83 76 |       |          |       |                 |
|                           |                  |       |       |                  |       | 294   | A Omaha                | 72 52 |       |          |       |                 |
|                           |                  |       |       |                  |       | 311   | A Portland St.         | 70 73 |       |          |       |                 |
|                           |                  |       |       |                  |       | 311   | H Portland St.         | 76 45 |       |          |       |                 |
| LAST 12 Division I GAMES: |                  |       |       |                  |       |       |                        |       |       |          |       |                 |
| 138                       | H Northern Colo. | 56 67 | 98    | A Montana        | 51 66 |       |                        |       |       |          |       |                 |
| 254                       | A Southern Utah  | 66 73 | 262   | H Northern Ariz. | 78 62 |       |                        |       |       |          |       |                 |
| 262                       | A Northern Ariz. | 68 72 | 254   | H Southern Utah  | 67 52 |       |                        |       |       |          |       |                 |
| 133                       | H Sacramento St. | 62 64 | 240   | A Idaho St.      | 69 75 |       |                        |       |       |          |       |                 |
| 311                       | H Portland St.   | 76 45 | 258   | A Weber St.      | 57 54 |       |                        |       |       |          |       |                 |
| 162                       | A Montana St.    | 62 80 | 134   | H Eastern Wash.  | 96 82 |       |                        |       |       |          |       |                 |

Non-Div I Games: Dickinson St. 88 40 Mayville St. 98 54

North Dakota

Loss, Non-Conf, S Site, H Home A Away N Neutral



|                   |          |           |                |            |             |               |      |      |       |           |
|-------------------|----------|-----------|----------------|------------|-------------|---------------|------|------|-------|-----------|
| Average RPI Win:  | 254      | WON-LOST  | WINNING        | LAST 10    | STRENGTH OF | OPP. STRENGTH | TEAM | ADJ. | CONF. | ADJ CONF. |
| Average RPI Loss: | 173      | RECORD    | PCT. RANK      | GAMES      | SCHEDULE    | OF SCHEDULE   | RPI  | RPI  | RPI   | RPI       |
| DIV. I ONLY       | 10- 18   | 253       | 2- 8           | 261        | 262         | 267           | 267  | 25   | 25    |           |
| DIV. I NON-CONF.  | 3- 8     | 263       | 0- 0           | 269        | 288         | 289           | 289  | 25   | 25    |           |
| TOTALS            | RPI 1-25 | RPI 26-50 | W-L RECORDS    | RPI 51-100 | RPI 101-150 | RPI 150+      |      |      |       |           |
| 10- 18            | 0- 0     | 1- 2      | OVERALL        | 0- 3       | 0- 2        | 9- 11         |      |      |       |           |
| 6- 5              | 0- 0     | 1- 0      | HOME           | 0- 1       | 0- 0        | 5- 4          |      |      |       |           |
| 2- 12             | 0- 0     | 0- 2      | AWAY           | 0- 2       | 0- 2        | 2- 6          |      |      |       |           |
| 2- 1              | 0- 0     | 0- 0      | NEUTRAL        | 0- 0       | 0- 0        | 2- 1          |      |      |       |           |
| 3- 8              | 0- 0     | 0- 1      | NON-CONFERENCE | 0- 1       | 0- 2        | 3- 4          |      |      |       |           |
| 1- 2              | 0- 0     | 0- 0      | HOME           | 0- 0       | 0- 0        | 1- 2          |      |      |       |           |
| 0- 6              | 0- 0     | 0- 1      | AWAY           | 0- 1       | 0- 2        | 0- 2          |      |      |       |           |
| 2- 0              | 0- 0     | 0- 0      | NEUTRAL        | 0- 0       | 0- 0        | 2- 0          |      |      |       |           |
| 7- 10             | 0- 0     | 1- 1      | CONFERENCE     | 0- 2       | 0- 0        | 6- 7          |      |      |       |           |
| 5- 3              | 0- 0     | 1- 0      | HOME           | 0- 1       | 0- 0        | 4- 2          |      |      |       |           |
| 2- 6              | 0- 0     | 0- 1      | AWAY           | 0- 1       | 0- 0        | 2- 4          |      |      |       |           |
| 0- 1              | 0- 0     | 0- 0      | NEUTRAL        | 0- 0       | 0- 0        | 0- 1          |      |      |       |           |

| RPI S                     | Opponent           | Score  | RPI S | Opponent           | Score | RPI S | Opponent            | Score | RPI S | Opponent | Score | Team's RPI: 267 |
|---------------------------|--------------------|--------|-------|--------------------|-------|-------|---------------------|-------|-------|----------|-------|-----------------|
| 29                        | A Mississippi St.  | 58 109 | 72    | A South Dakota     | 69 84 | 122   | A UNI               | 41 56 |       |          |       |                 |
| 47                        | A South Dakota St. | 52 82  | 72    | H South Dakota     | 79 83 | 135   | A New Mexico St.    | 59 79 |       |          |       |                 |
| 47                        | H South Dakota St. | 83 78  | 94    | A Western Mich.    | 59 74 | 158   | A Oral Roberts      | 41 67 |       |          |       |                 |
|                           |                    |        |       |                    |       | 158   | H Oral Roberts      | 77 64 |       |          |       |                 |
|                           |                    |        |       |                    |       | 158   | N Oral Roberts      | 58 71 |       |          |       |                 |
|                           |                    |        |       |                    |       | 177   | H North Dakota      | 87 90 |       |          |       |                 |
|                           |                    |        |       |                    |       | 215   | A Cal St. Fullerton | 79 86 |       |          |       |                 |
|                           |                    |        |       |                    |       | 216   | A IUPUI             | 65 76 |       |          |       |                 |
|                           |                    |        |       |                    |       | 216   | H IUPUI             | 68 63 |       |          |       |                 |
|                           |                    |        |       |                    |       | 233   | A Western Ill.      | 66 88 |       |          |       |                 |
|                           |                    |        |       |                    |       | 233   | H Western Ill.      | 60 66 |       |          |       |                 |
|                           |                    |        |       |                    |       | 275   | A Grand Canyon      | 54 69 |       |          |       |                 |
|                           |                    |        |       |                    |       | 283   | H Milwaukee         | 73 77 |       |          |       |                 |
|                           |                    |        |       |                    |       | 287   | H Kent St.          | 74 68 |       |          |       |                 |
|                           |                    |        |       |                    |       | 294   | A Omaha             | 77 60 |       |          |       |                 |
|                           |                    |        |       |                    |       | 294   | H Omaha             | 65 73 |       |          |       |                 |
|                           |                    |        |       |                    |       | 298   | N NJIT              | 60 48 |       |          |       |                 |
|                           |                    |        |       |                    |       | 304   | N Northeastern      | 79 72 |       |          |       |                 |
|                           |                    |        |       |                    |       | 309   | A Denver            | 73 75 |       |          |       |                 |
|                           |                    |        |       |                    |       | 309   | H Denver            | 87 68 |       |          |       |                 |
|                           |                    |        |       |                    |       | 315   | A IPFW              | 72 66 |       |          |       |                 |
|                           |                    |        |       |                    |       | 315   | H IPFW              | 81 60 |       |          |       |                 |
| LAST 12 Division I GAMES: |                    |        |       |                    |       |       |                     |       |       |          |       |                 |
| 158                       | N Oral Roberts     | 58 71  | 72    | H South Dakota     | 79 83 |       |                     |       |       |          |       |                 |
| 309                       | H Denver           | 87 68  | 233   | H Western Ill.     | 60 66 |       |                     |       |       |          |       |                 |
| 315                       | A IPFW             | 72 66  | 47    | A South Dakota St. | 52 82 |       |                     |       |       |          |       |                 |
| 216                       | A IUPUI            | 65 76  | 233   | A Western Ill.     | 66 88 |       |                     |       |       |          |       |                 |
| 294                       | H Omaha            | 65 73  | 294   | A Omaha            | 77 60 |       |                     |       |       |          |       |                 |
| 158                       | A Oral Roberts     | 41 67  | 315   | H IPFW             | 81 60 |       |                     |       |       |          |       |                 |

Non-Div I Games: Mayville St. 83 66

North Dakota St.

# North Florida

Through Games Of March 10, 2015

|                   |          |           |                |            |             |               |      |      |       |           |
|-------------------|----------|-----------|----------------|------------|-------------|---------------|------|------|-------|-----------|
| Average RPI Win:  | 247      | WON-LOST  | WINNING        | LAST 10    | STRENGTH OF | OPP. STRENGTH | TEAM | ADJ. | CONF. | ADJ CONF. |
| Average RPI Loss: | 140      | RECORD    | PCT. RANK      | GAMES      | SCHEDULE    | OF SCHEDULE   | RPI  | RPI  | RPI   | RPI       |
| DIV. I ONLY       | 9- 19    | 268       | 1- 9           | 139        | 185         | 237           | 237  | 11   | 11    |           |
| DIV. I NON-CONF.  | 7- 6     | 154       | 0- 0           | 273        | 276         | 188           | 188  | 12   | 12    |           |
| TOTALS            | RPI 1-25 | RPI 26-50 | W-L RECORDS    | RPI 51-100 | RPI 101-150 | RPI 150+      |      |      |       |           |
| 9- 19             | 0- 4     | 0- 2      | OVERALL        | 0- 1       | 0- 0        | 9- 12         |      |      |       |           |
| 5- 7              | 0- 1     | 0- 1      | HOME           | 0- 0       | 0- 0        | 5- 5          |      |      |       |           |
| 3- 12             | 0- 3     | 0- 1      | AWAY           | 0- 1       | 0- 0        | 3- 7          |      |      |       |           |
| 1- 0              | 0- 0     | 0- 0      | NEUTRAL        | 0- 0       | 0- 0        | 1- 0          |      |      |       |           |
| 7- 6              | 0- 1     | 0- 0      | NON-CONFERENCE | 0- 1       | 0- 0        | 7- 4          |      |      |       |           |
| 4- 1              | 0- 0     | 0- 0      | HOME           | 0- 0       | 0- 0        | 4- 1          |      |      |       |           |
| 2- 5              | 0- 1     | 0- 0      | AWAY           | 0- 1       | 0- 0        | 2- 3          |      |      |       |           |
| 1- 0              | 0- 0     | 0- 0      | NEUTRAL        | 0- 0       | 0- 0        | 1- 0          |      |      |       |           |
| 2- 13             | 0- 3     | 0- 2      | CONFERENCE     | 0- 0       | 0- 0        | 2- 8          |      |      |       |           |
| 1- 6              | 0- 1     | 0- 1      | HOME           | 0- 0       | 0- 0        | 1- 4          |      |      |       |           |
| 1- 7              | 0- 2     | 0- 1      | AWAY           | 0- 0       | 0- 0        | 1- 4          |      |      |       |           |
| 0- 0              | 0- 0     | 0- 0      | NEUTRAL        | 0- 0       | 0- 0        | 0- 0          |      |      |       |           |

| RPI                       | S | Opponent     | Score | RPI | S | Opponent     | Score | RPI | S | Opponent   | Score | RPI | S | Opponent      | Score | Team's RPI: 237 |
|---------------------------|---|--------------|-------|-----|---|--------------|-------|-----|---|------------|-------|-----|---|---------------|-------|-----------------|
| 10                        | A | Florida St.  | 58 79 | 45  | A | Stetson      | 45 77 | 66  | A | Miami (FL) | 53 81 | 156 | A | Northern Ky.  | 29 67 |                 |
| 14                        | A | FGCU         | 35 74 | 45  | H | Stetson      | 38 67 |     |   |            |       | 156 | H | Northern Ky.  | 81 79 |                 |
| 14                        | A | FGCU         | 42 75 |     |   |              |       |     |   |            |       | 157 | A | Tennessee St. | 54 53 |                 |
| 14                        | H | FGCU         | 24 56 |     |   |              |       |     |   |            |       | 159 | A | Kennesaw St.  | 40 46 |                 |
|                           |   |              |       |     |   |              |       |     |   |            |       | 159 | H | Kennesaw St.  | 52 64 |                 |
|                           |   |              |       |     |   |              |       |     |   |            |       | 161 | A | Florida       | 51 63 |                 |
|                           |   |              |       |     |   |              |       |     |   |            |       | 191 | H | Mercer        | 57 55 |                 |
|                           |   |              |       |     |   |              |       |     |   |            |       | 202 | A | Samford       | 47 81 |                 |
|                           |   |              |       |     |   |              |       |     |   |            |       | 209 | A | Jacksonville  | 52 54 |                 |
|                           |   |              |       |     |   |              |       |     |   |            |       | 209 | H | Jacksonville  | 56 68 |                 |
|                           |   |              |       |     |   |              |       |     |   |            |       | 221 | A | USC Upstate   | 49 61 |                 |
|                           |   |              |       |     |   |              |       |     |   |            |       | 221 | H | USC Upstate   | 50 59 |                 |
|                           |   |              |       |     |   |              |       |     |   |            |       | 222 | A | UNCW          | 55 41 |                 |
|                           |   |              |       |     |   |              |       |     |   |            |       | 234 | H | Georgia St.   | 59 72 |                 |
|                           |   |              |       |     |   |              |       |     |   |            |       | 252 | A | Lipscomb      | 57 54 |                 |
|                           |   |              |       |     |   |              |       |     |   |            |       | 252 | H | Lipscomb      | 62 71 |                 |
|                           |   |              |       |     |   |              |       |     |   |            |       | 271 | A | UCF           | 56 60 |                 |
|                           |   |              |       |     |   |              |       |     |   |            |       | 289 | N | Eastern Ky.   | 62 45 |                 |
|                           |   |              |       |     |   |              |       |     |   |            |       | 297 | H | Western Caro. | 62 45 |                 |
|                           |   |              |       |     |   |              |       |     |   |            |       | 314 | H | Wofford       | 68 60 |                 |
|                           |   |              |       |     |   |              |       |     |   |            |       | 342 | H | UMKC          | 63 62 |                 |
| LAST 12 Division I GAMES: |   |              |       |     |   |              |       |     |   |            |       |     |   |               |       |                 |
| 14                        | A | FGCU         | 35 74 | 221 | H | USC Upstate  | 50 59 |     |   |            |       |     |   |               |       |                 |
| 45                        | A | Stetson      | 45 77 | 209 | H | Jacksonville | 56 68 |     |   |            |       |     |   |               |       |                 |
| 14                        | H | FGCU         | 24 56 | 221 | A | USC Upstate  | 49 61 |     |   |            |       |     |   |               |       |                 |
| 156                       | A | Northern Ky. | 29 67 | 159 | A | Kennesaw St. | 40 46 |     |   |            |       |     |   |               |       |                 |
| 252                       | A | Lipscomb     | 57 54 | 252 | H | Lipscomb     | 62 71 |     |   |            |       |     |   |               |       |                 |
| 159                       | H | Kennesaw St. | 52 64 | 156 | H | Northern Ky. | 81 79 |     |   |            |       |     |   |               |       |                 |

Non-Div I Games: Thomas (GA) 54 39 Edward Waters 62 57

North Florida

Loss, Non-Conf, S Site, H Home A Away N Neutral

## North Texas

Through Games Of March 10, 2015

|                   |          |           |                |            |             |               |      |      |       |           |
|-------------------|----------|-----------|----------------|------------|-------------|---------------|------|------|-------|-----------|
| Average RPI Win:  | 267      | WON-LOST  | WINNING        | LAST 10    | STRENGTH OF | OPP. STRENGTH | TEAM | ADJ. | CONF. | ADJ CONF. |
| Average RPI Loss: | 167      | RECORD    | PCT. RANK      | GAMES      | SCHEDULE    | OF SCHEDULE   | RPI  | RPI  | RPI   | RPI       |
| DIV. I ONLY       | 5- 24    | 321       | 3- 7           | 263        | 159         | 330           | 330  | 17   | 17    |           |
| DIV. I NON-CONF.  | 1- 10    | 329       | 0- 0           | 309        | 198         | 342           | 342  | 18   | 18    |           |
| TOTALS            | RPI 1-25 | RPI 26-50 | W-L RECORDS    | RPI 51-100 | RPI 101-150 | RPI 150+      |      |      |       |           |
| 5- 24             | 0- 1     | 0- 2      | OVERALL        | 0- 2       | 0- 6        | 5- 13         |      |      |       |           |
| 4- 12             | 0- 1     | 0- 1      | HOME           | 0- 0       | 0- 3        | 4- 7          |      |      |       |           |
| 1- 12             | 0- 0     | 0- 1      | AWAY           | 0- 2       | 0- 3        | 1- 6          |      |      |       |           |
| 0- 0              | 0- 0     | 0- 0      | NEUTRAL        | 0- 0       | 0- 0        | 0- 0          |      |      |       |           |
| 1- 10             | 0- 1     | 0- 1      | NON-CONFERENCE | 0- 0       | 0- 3        | 1- 5          |      |      |       |           |
| 0- 7              | 0- 1     | 0- 0      | HOME           | 0- 0       | 0- 2        | 0- 4          |      |      |       |           |
| 1- 3              | 0- 0     | 0- 1      | AWAY           | 0- 0       | 0- 1        | 1- 1          |      |      |       |           |
| 0- 0              | 0- 0     | 0- 0      | NEUTRAL        | 0- 0       | 0- 0        | 0- 0          |      |      |       |           |
| 4- 14             | 0- 0     | 0- 1      | CONFERENCE     | 0- 2       | 0- 3        | 4- 8          |      |      |       |           |
| 4- 5              | 0- 0     | 0- 1      | HOME           | 0- 0       | 0- 1        | 4- 3          |      |      |       |           |
| 0- 9              | 0- 0     | 0- 0      | AWAY           | 0- 2       | 0- 2        | 0- 5          |      |      |       |           |
| 0- 0              | 0- 0     | 0- 0      | NEUTRAL        | 0- 0       | 0- 0        | 0- 0          |      |      |       |           |

| RPI 1-25                  |   |               |       | RPI 26-50 |   |                |       | RPI 51-100 |   |                |       | RPI 101+ Team's RPI: 330 |   |                 |       |
|---------------------------|---|---------------|-------|-----------|---|----------------|-------|------------|---|----------------|-------|--------------------------|---|-----------------|-------|
| RPI                       | S | Opponent      | Score | RPI       | S | Opponent       | Score | RPI        | S | Opponent       | Score | RPI                      | S | Opponent        | Score |
| 22                        | H | Oklahoma      | 39 68 | 30        | H | Western Ky.    | 49 77 | 66         | A | Middle Tenn.   | 59 85 | 121                      | A | Louisiana Tech  | 57 92 |
|                           |   |               |       | 34        | A | Texas A&M      | 38 75 | 93         | A | Southern Miss. | 55 67 | 128                      | A | Old Dominion    | 48 70 |
|                           |   |               |       |           |   |                |       |            |   |                |       | 128                      | H | Old Dominion    | 44 54 |
|                           |   |               |       |           |   |                |       |            |   |                |       | 132                      | A | San Francisco   | 42 60 |
|                           |   |               |       |           |   |                |       |            |   |                |       | 138                      | H | Northern Colo.  | 48 53 |
|                           |   |               |       |           |   |                |       |            |   |                |       | 149                      | H | Texas-Arlington | 38 46 |
|                           |   |               |       |           |   |                |       |            |   |                |       | 173                      | A | UTSA            | 45 53 |
|                           |   |               |       |           |   |                |       |            |   |                |       | 173                      | H | UTSA            | 54 57 |
|                           |   |               |       |           |   |                |       |            |   |                |       | 174                      | A | Charlotte       | 46 71 |
|                           |   |               |       |           |   |                |       |            |   |                |       | 174                      | H | Charlotte       | 58 67 |
|                           |   |               |       |           |   |                |       |            |   |                |       | 175                      | H | Marshall        | 45 42 |
|                           |   |               |       |           |   |                |       |            |   |                |       | 182                      | A | UAB             | 40 74 |
|                           |   |               |       |           |   |                |       |            |   |                |       | 192                      | H | Massachusetts   | 46 56 |
|                           |   |               |       |           |   |                |       |            |   |                |       | 217                      | H | Fla. Atlantic   | 74 55 |
|                           |   |               |       |           |   |                |       |            |   |                |       | 244                      | A | UTEP            | 58 60 |
|                           |   |               |       |           |   |                |       |            |   |                |       | 244                      | H | UTEP            | 61 69 |
|                           |   |               |       |           |   |                |       |            |   |                |       | 255                      | A | SMU             | 55 62 |
|                           |   |               |       |           |   |                |       |            |   |                |       | 266                      | A | Rice            | 55 58 |
|                           |   |               |       |           |   |                |       |            |   |                |       | 266                      | H | Rice            | 53 48 |
|                           |   |               |       |           |   |                |       |            |   |                |       | 288                      | H | Houston         | 42 46 |
|                           |   |               |       |           |   |                |       |            |   |                |       | 299                      | H | Eastern Ill.    | 57 59 |
|                           |   |               |       |           |   |                |       |            |   |                |       | 309                      | H | Denver          | 55 63 |
|                           |   |               |       |           |   |                |       |            |   |                |       | 333                      | H | FIU             | 77 61 |
|                           |   |               |       |           |   |                |       |            |   |                |       | 342                      | A | UMKC            | 65 47 |
| LAST 12 Division I GAMES: |   |               |       |           |   |                |       |            |   |                |       |                          |   |                 |       |
| 173                       | H | UTSA          | 54 57 | 66        | A | Middle Tenn.   | 59 85 |            |   |                |       |                          |   |                 |       |
| 244                       | H | UTEP          | 61 69 | 182       | A | UAB            | 40 74 |            |   |                |       |                          |   |                 |       |
| 128                       | A | Old Dominion  | 48 70 | 175       | H | Marshall       | 45 42 |            |   |                |       |                          |   |                 |       |
| 174                       | A | Charlotte     | 46 71 | 30        | H | Western Ky.    | 49 77 |            |   |                |       |                          |   |                 |       |
| 333                       | H | FIU           | 77 61 | 266       | A | Rice           | 55 58 |            |   |                |       |                          |   |                 |       |
| 217                       | H | Fla. Atlantic | 74 55 | 93        | A | Southern Miss. | 55 67 |            |   |                |       |                          |   |                 |       |

Non-Div I Games:

North Texas

■ Loss, 
■ Non-Conf, S Site, 
■ Home 
■ Away 
N Neutral

## Northeastern

Through Games Of March 10, 2015

|                   |          |           |                |            |             |               |      |      |       |           |
|-------------------|----------|-----------|----------------|------------|-------------|---------------|------|------|-------|-----------|
| Average RPI Win:  | 185      | WON-LOST  | WINNING        | LAST 10    | STRENGTH OF | OPP. STRENGTH | TEAM | ADJ. | CONF. | ADJ CONF. |
| Average RPI Loss: | 153      | RECORD    | PCT. RANK      | GAMES      | SCHEDULE    | OF SCHEDULE   | RPI  | RPI  | RPI   | RPI       |
| DIV. I ONLY       | 4- 24    | 332       | 0- 10          | 155        | 137         | 304           | 304  | 13   | 13    |           |
| DIV. I NON-CONF.  | 3- 7     | 250       | 0- 0           | 134        | 209         | 219           | 219  | 11   | 11    |           |
| TOTALS            | RPI 1-25 | RPI 26-50 | W-L RECORDS    | RPI 51-100 | RPI 101-150 | RPI 150+      |      |      |       |           |
| 4- 24             | 0- 0     | 0- 3      | OVERALL        | 1- 3       | 1- 6        | 2- 12         |      |      |       |           |
| 3- 9              | 0- 0     | 0- 1      | HOME           | 0- 1       | 1- 2        | 2- 5          |      |      |       |           |
| 1- 14             | 0- 0     | 0- 2      | AWAY           | 1- 2       | 0- 4        | 0- 6          |      |      |       |           |
| 0- 1              | 0- 0     | 0- 0      | NEUTRAL        | 0- 0       | 0- 0        | 0- 1          |      |      |       |           |
| 3- 7              | 0- 0     | 0- 1      | NON-CONFERENCE | 1- 1       | 1- 2        | 1- 3          |      |      |       |           |
| 2- 1              | 0- 0     | 0- 0      | HOME           | 0- 0       | 1- 0        | 1- 1          |      |      |       |           |
| 1- 5              | 0- 0     | 0- 1      | AWAY           | 1- 1       | 0- 2        | 0- 1          |      |      |       |           |
| 0- 1              | 0- 0     | 0- 0      | NEUTRAL        | 0- 0       | 0- 0        | 0- 1          |      |      |       |           |
| 1- 17             | 0- 0     | 0- 2      | CONFERENCE     | 0- 2       | 0- 4        | 1- 9          |      |      |       |           |
| 1- 8              | 0- 0     | 0- 1      | HOME           | 0- 1       | 0- 2        | 1- 4          |      |      |       |           |
| 0- 9              | 0- 0     | 0- 1      | AWAY           | 0- 1       | 0- 2        | 0- 5          |      |      |       |           |
| 0- 0              | 0- 0     | 0- 0      | NEUTRAL        | 0- 0       | 0- 0        | 0- 0          |      |      |       |           |

| RPI S                     | Opponent             | Score | RPI S | Opponent         | Score | RPI S | Opponent      | Score | RPI S | Opponent             | Score | Team's RPI: 304 |
|---------------------------|----------------------|-------|-------|------------------|-------|-------|---------------|-------|-------|----------------------|-------|-----------------|
| 28                        | A James Madison      | 47 82 | 28    | H James Madison  | 55 77 | 65    | A Drexel      | 35 58 | 103   | A Hofstra            | 83 85 |                 |
| 42                        | A Rutgers            | 60 74 |       |                  |       | 65    | H Drexel      | 42 58 | 103   | H Hofstra            | 45 66 |                 |
|                           |                      |       |       |                  |       | 83    | A Albany (NY) | 70 67 | 104   | A Elon               | 77 80 |                 |
|                           |                      |       |       |                  |       | 91    | A Maine       | 51 60 | 104   | H Elon               | 73 74 |                 |
|                           |                      |       |       |                  |       |       |               |       | 115   | H Marist             | 58 51 |                 |
|                           |                      |       |       |                  |       |       |               |       | 116   | A Harvard            | 65 67 |                 |
|                           |                      |       |       |                  |       |       |               |       | 118   | A Boston College     | 56 66 |                 |
|                           |                      |       |       |                  |       |       |               |       | 178   | A William & Mary     | 47 62 |                 |
|                           |                      |       |       |                  |       |       |               |       | 178   | H William & Mary     | 66 72 |                 |
|                           |                      |       |       |                  |       |       |               |       | 197   | A Delaware           | 61 70 |                 |
|                           |                      |       |       |                  |       |       |               |       | 197   | H Delaware           | 48 54 |                 |
|                           |                      |       |       |                  |       |       |               |       | 208   | H New Hampshire      | 62 63 |                 |
|                           |                      |       |       |                  |       |       |               |       | 217   | A Fla. Atlantic      | 74 81 |                 |
|                           |                      |       |       |                  |       |       |               |       | 222   | A UNCW               | 78 84 |                 |
|                           |                      |       |       |                  |       |       |               |       | 222   | H UNCW               | 73 64 |                 |
|                           |                      |       |       |                  |       |       |               |       | 243   | A Towson             | 61 65 |                 |
|                           |                      |       |       |                  |       |       |               |       | 243   | H Towson             | 64 72 |                 |
|                           |                      |       |       |                  |       |       |               |       | 267   | N North Dakota St.   | 72 79 |                 |
|                           |                      |       |       |                  |       |       |               |       | 281   | A Col. of Charleston | 38 59 |                 |
|                           |                      |       |       |                  |       |       |               |       | 281   | H Col. of Charleston | 54 56 |                 |
|                           |                      |       |       |                  |       |       |               |       | 321   | H Boston U.          | 75 74 |                 |
| LAST 12 Division I GAMES: |                      |       |       |                  |       |       |               |       |       |                      |       |                 |
| 65                        | H Drexel             | 42 58 | 243   | H Towson         | 64 72 |       |               |       |       |                      |       |                 |
| 178                       | A William & Mary     | 47 62 | 197   | A Delaware       | 61 70 |       |               |       |       |                      |       |                 |
| 28                        | A James Madison      | 47 82 | 178   | H William & Mary | 66 72 |       |               |       |       |                      |       |                 |
| 281                       | H Col. of Charleston | 54 56 | 103   | H Hofstra        | 45 66 |       |               |       |       |                      |       |                 |
| 104                       | H Elon               | 73 74 | 104   | A Elon           | 77 80 |       |               |       |       |                      |       |                 |
| 222                       | A UNCW               | 78 84 | 243   | A Towson         | 61 65 |       |               |       |       |                      |       |                 |

Non-Div I Games:

Northeastern

■ Loss, 
 ■ Non-Conf, S Site, 
 ■ Home 
 ■ Away 
 N Neutral

## Northern Ariz.

Through Games Of March 10, 2015

|                   |          |           |                |            |             |               |      |      |       |           |
|-------------------|----------|-----------|----------------|------------|-------------|---------------|------|------|-------|-----------|
| Average RPI Win:  | 238      | WON-LOST  | WINNING        | LAST 10    | STRENGTH OF | OPP. STRENGTH | TEAM | ADJ. | CONF. | ADJ CONF. |
| Average RPI Loss: | 174      | RECORD    | PCT. RANK      | GAMES      | SCHEDULE    | OF SCHEDULE   | RPI  | RPI  | RPI   | RPI       |
| DIV. I ONLY       | 12- 15   | 213       | 5- 5           | 309        | 208         | 262           | 262  | 21   | 21    |           |
| DIV. I NON-CONF.  | 3- 6     | 234       | 0- 0           | 337        | 152         | 327           | 327  | 21   | 21    |           |
| TOTALS            | RPI 1-25 | RPI 26-50 | W-L RECORDS    | RPI 51-100 | RPI 101-150 | RPI 150+      |      |      |       |           |
| 12- 15            | 0- 0     | 0- 0      | OVERALL        | 0- 3       | 2- 4        | 10- 8         |      |      |       |           |
| 10- 4             | 0- 0     | 0- 0      | HOME           | 0- 2       | 1- 1        | 9- 1          |      |      |       |           |
| 2- 11             | 0- 0     | 0- 0      | AWAY           | 0- 1       | 1- 3        | 1- 7          |      |      |       |           |
| 0- 0              | 0- 0     | 0- 0      | NEUTRAL        | 0- 0       | 0- 0        | 0- 0          |      |      |       |           |
| 3- 6              | 0- 0     | 0- 0      | NON-CONFERENCE | 0- 2       | 0- 1        | 3- 3          |      |      |       |           |
| 3- 2              | 0- 0     | 0- 0      | HOME           | 0- 1       | 0- 0        | 3- 1          |      |      |       |           |
| 0- 4              | 0- 0     | 0- 0      | AWAY           | 0- 1       | 0- 1        | 0- 2          |      |      |       |           |
| 0- 0              | 0- 0     | 0- 0      | NEUTRAL        | 0- 0       | 0- 0        | 0- 0          |      |      |       |           |
| 9- 9              | 0- 0     | 0- 0      | CONFERENCE     | 0- 1       | 2- 3        | 7- 5          |      |      |       |           |
| 7- 2              | 0- 0     | 0- 0      | HOME           | 0- 1       | 1- 1        | 6- 0          |      |      |       |           |
| 2- 7              | 0- 0     | 0- 0      | AWAY           | 0- 0       | 1- 2        | 1- 5          |      |      |       |           |
| 0- 0              | 0- 0     | 0- 0      | NEUTRAL        | 0- 0       | 0- 0        | 0- 0          |      |      |       |           |

| RPI S                     | Opponent | Score          | RPI S | Opponent | Score | RPI S | Opponent       | Score | RPI S | Opponent           | Score  | Team's RPI: 262 |
|---------------------------|----------|----------------|-------|----------|-------|-------|----------------|-------|-------|--------------------|--------|-----------------|
|                           |          |                |       |          |       | 84    | H CSUN         | 71 77 | 133   | A Sacramento St.   | 81 105 |                 |
|                           |          |                |       |          |       | 98    | H Montana      | 42 69 | 133   | H Sacramento St.   | 64 60  |                 |
|                           |          |                |       |          |       | 100   | A New Mexico   | 37 56 | 134   | A Eastern Wash.    | 42 73  |                 |
|                           |          |                |       |          |       |       |                |       | 138   | A Northern Colo.   | 51 49  |                 |
|                           |          |                |       |          |       |       |                |       | 138   | H Northern Colo.   | 67 88  |                 |
|                           |          |                |       |          |       |       |                |       | 149   | A Texas-Arlington  | 62 80  |                 |
|                           |          |                |       |          |       |       |                |       | 162   | H Montana St.      | 79 64  |                 |
|                           |          |                |       |          |       |       |                |       | 177   | A North Dakota     | 62 78  |                 |
|                           |          |                |       |          |       |       |                |       | 177   | H North Dakota     | 72 68  |                 |
|                           |          |                |       |          |       |       |                |       | 180   | A Oregon           | 47 59  |                 |
|                           |          |                |       |          |       |       |                |       | 193   | A Idaho            | 43 78  |                 |
|                           |          |                |       |          |       |       |                |       | 229   | H Pepperdine       | 63 66  |                 |
|                           |          |                |       |          |       |       |                |       | 240   | A Idaho St.        | 68 69  |                 |
|                           |          |                |       |          |       |       |                |       | 240   | H Idaho St.        | 64 47  |                 |
|                           |          |                |       |          |       |       |                |       | 244   | A UTEP             | 58 82  |                 |
|                           |          |                |       |          |       |       |                |       | 254   | A Southern Utah    | 53 63  |                 |
|                           |          |                |       |          |       |       |                |       | 254   | H Southern Utah    | 73 64  |                 |
|                           |          |                |       |          |       |       |                |       | 258   | A Weber St.        | 53 66  |                 |
|                           |          |                |       |          |       |       |                |       | 258   | H Weber St.        | 56 52  |                 |
|                           |          |                |       |          |       |       |                |       | 270   | H Loyola Marymount | 82 64  |                 |
|                           |          |                |       |          |       |       |                |       | 272   | H UC Irvine        | 66 35  |                 |
|                           |          |                |       |          |       |       |                |       | 311   | A Portland St.     | 79 62  |                 |
|                           |          |                |       |          |       |       |                |       | 311   | H Portland St.     | 94 46  |                 |
|                           |          |                |       |          |       |       |                |       | 329   | H UC Santa Barbara | 67 49  |                 |
| LAST 12 Division I GAMES: |          |                |       |          |       |       |                |       |       |                    |        |                 |
| 133                       | A        | Sacramento St. | 81    | 105      | 258   | H     | Weber St.      | 56    | 52    |                    |        |                 |
| 311                       | A        | Portland St.   | 79    | 62       | 240   | H     | Idaho St.      | 64    | 47    |                    |        |                 |
| 138                       | H        | Northern Colo. | 67    | 88       | 177   | A     | North Dakota   | 62    | 78    |                    |        |                 |
| 177                       | H        | North Dakota   | 72    | 68       | 138   | A     | Northern Colo. | 51    | 49    |                    |        |                 |
| 134                       | A        | Eastern Wash.  | 42    | 73       | 254   | H     | Southern Utah  | 73    | 64    |                    |        |                 |
| 193                       | A        | Idaho          | 43    | 78       | 162   | H     | Montana St.    | 79    | 64    |                    |        |                 |

Non-Div I Games: Western N.M. 54 58 Fort Lewis 61 43

Northern Ariz.

Loss, Non-Conf, S Site, H Home A Away N Neutral

|                   |          |           |                |            |             |               |      |      |       |           |
|-------------------|----------|-----------|----------------|------------|-------------|---------------|------|------|-------|-----------|
| Average RPI Win:  | 232      | WON-LOST  | WINNING        | LAST 10    | STRENGTH OF | OPP. STRENGTH | TEAM | ADJ. | CONF. | ADJ CONF. |
| Average RPI Loss: | 142      | RECORD    | PCT. RANK      | GAMES      | SCHEDULE    | OF SCHEDULE   | RPI  | RPI  | RPI   | RPI       |
| DIV. I ONLY       | 17- 11   | 104       | 8- 2           | 241        | 215         | 138           | 138  | 21   | 21    |           |
| DIV. I NON-CONF.  | 5- 5     | 158       | 0- 0           | 249        | 150         | 163           | 163  | 21   | 21    |           |
| TOTALS            | RPI 1-25 | RPI 26-50 | W-L RECORDS    | RPI 51-100 | RPI 101-150 | RPI 150+      |      |      |       |           |
| 17- 11            | 0- 1     | 0- 3      | OVERALL        | 1- 1       | 2- 1        | 14- 5         |      |      |       |           |
| 8- 4              | 0- 0     | 0- 1      | HOME           | 0- 1       | 2- 0        | 6- 2          |      |      |       |           |
| 9- 7              | 0- 1     | 0- 2      | AWAY           | 1- 0       | 0- 1        | 8- 3          |      |      |       |           |
| 0- 0              | 0- 0     | 0- 0      | NEUTRAL        | 0- 0       | 0- 0        | 0- 0          |      |      |       |           |
| 5- 5              | 0- 1     | 0- 3      | NON-CONFERENCE | 0- 0       | 0- 0        | 5- 1          |      |      |       |           |
| 2- 1              | 0- 0     | 0- 1      | HOME           | 0- 0       | 0- 0        | 2- 0          |      |      |       |           |
| 3- 4              | 0- 1     | 0- 2      | AWAY           | 0- 0       | 0- 0        | 3- 1          |      |      |       |           |
| 0- 0              | 0- 0     | 0- 0      | NEUTRAL        | 0- 0       | 0- 0        | 0- 0          |      |      |       |           |
| 12- 6             | 0- 0     | 0- 0      | CONFERENCE     | 1- 1       | 2- 1        | 9- 4          |      |      |       |           |
| 6- 3              | 0- 0     | 0- 0      | HOME           | 0- 1       | 2- 0        | 4- 2          |      |      |       |           |
| 6- 3              | 0- 0     | 0- 0      | AWAY           | 1- 0       | 0- 1        | 5- 2          |      |      |       |           |
| 0- 0              | 0- 0     | 0- 0      | NEUTRAL        | 0- 0       | 0- 0        | 0- 0          |      |      |       |           |

| RPI 1-25                  |   |                | RPI 26-50 |     |   | RPI 51-100       |       |     | RPI 101+ |          |       | Team's RPI: 138            |
|---------------------------|---|----------------|-----------|-----|---|------------------|-------|-----|----------|----------|-------|----------------------------|
| RPI                       | S | Opponent       | Score     | RPI | S | Opponent         | Score | RPI | S        | Opponent | Score |                            |
| 14                        | A | FGCU           | 56 69     | 26  | A | South Fla.       | 43 84 | 98  | A        | Montana  | 52 51 | 133 A Sacramento St. 71 76 |
|                           |   |                |           | 36  | A | Nebraska         | 56 63 | 98  | H        | Montana  | 58 64 | 133 H Sacramento St. 78 76 |
|                           |   |                |           | 47  | H | South Dakota St. | 48 71 |     |          |          |       | 134 H Eastern Wash. 64 56  |
|                           |   |                |           |     |   |                  |       |     |          |          |       | 162 A Montana St. 84 63    |
|                           |   |                |           |     |   |                  |       |     |          |          |       | 162 H Montana St. 80 61    |
|                           |   |                |           |     |   |                  |       |     |          |          |       | 177 A North Dakota 67 56   |
|                           |   |                |           |     |   |                  |       |     |          |          |       | 177 H North Dakota 58 68   |
|                           |   |                |           |     |   |                  |       |     |          |          |       | 193 H Idaho 70 52          |
|                           |   |                |           |     |   |                  |       |     |          |          |       | 240 A Idaho St. 61 70      |
|                           |   |                |           |     |   |                  |       |     |          |          |       | 254 A Southern Utah 88 66  |
|                           |   |                |           |     |   |                  |       |     |          |          |       | 254 H Southern Utah 87 58  |
|                           |   |                |           |     |   |                  |       |     |          |          |       | 255 A SMU 57 44            |
|                           |   |                |           |     |   |                  |       |     |          |          |       | 258 A Weber St. 52 59      |
|                           |   |                |           |     |   |                  |       |     |          |          |       | 262 A Northern Ariz. 88 67 |
|                           |   |                |           |     |   |                  |       |     |          |          |       | 262 H Northern Ariz. 49 51 |
|                           |   |                |           |     |   |                  |       |     |          |          |       | 273 A Utah St. 61 65       |
|                           |   |                |           |     |   |                  |       |     |          |          |       | 275 H Grand Canyon 66 47   |
|                           |   |                |           |     |   |                  |       |     |          |          |       | 294 A Omaha 67 58          |
|                           |   |                |           |     |   |                  |       |     |          |          |       | 311 A Portland St. 68 54   |
|                           |   |                |           |     |   |                  |       |     |          |          |       | 311 H Portland St. 90 50   |
|                           |   |                |           |     |   |                  |       |     |          |          |       | 330 A North Texas 53 48    |
|                           |   |                |           |     |   |                  |       |     |          |          |       | 344 H Air Force 76 35      |
| LAST 12 Division I GAMES: |   |                |           |     |   |                  |       |     |          |          |       |                            |
| 177                       | A | North Dakota   | 67 56     | 162 | A | Montana St.      | 84 63 |     |          |          |       |                            |
| 262                       | A | Northern Ariz. | 88 67     | 254 | H | Southern Utah    | 87 58 |     |          |          |       |                            |
| 254                       | A | Southern Utah  | 88 66     | 262 | H | Northern Ariz.   | 49 51 |     |          |          |       |                            |
| 311                       | H | Portland St.   | 90 50     | 258 | A | Weber St.        | 52 59 |     |          |          |       |                            |
| 133                       | H | Sacramento St. | 78 76     | 240 | A | Idaho St.        | 61 70 |     |          |          |       |                            |
| 98                        | A | Montana        | 52 51     | 193 | H | Idaho            | 70 52 |     |          |          |       |                            |

Non-Div I Games: Western St. 85 37

Northern Colo.

■ Loss, 
 ■ Non-Conf, S Site, 
 ■ Home 
 ■ Away 
 N Neutral

## Northern Ill.

Through Games Of March 10, 2015

|                   |          |           |                |            |             |               |      |      |       |           |
|-------------------|----------|-----------|----------------|------------|-------------|---------------|------|------|-------|-----------|
| Average RPI Win:  | 218      | WON-LOST  | WINNING        | LAST 10    | STRENGTH OF | OPP. STRENGTH | TEAM | ADJ. | CONF. | ADJ CONF. |
| Average RPI Loss: | 159      | RECORD    | PCT. RANK      | GAMES      | SCHEDULE    | OF SCHEDULE   | RPI  | RPI  | RPI   | RPI       |
| DIV. I ONLY       | 12- 17   | 235       | 3- 7           | 285        | 186         | 250           | 250  | 15   | 15    |           |
| DIV. I NON-CONF.  | 4- 6     | 207       | 0- 0           | 338        | 268         | 291           | 291  | 17   | 17    |           |
| TOTALS            | RPI 1-25 | RPI 26-50 | W-L RECORDS    | RPI 51-100 | RPI 101-150 | RPI 150+      |      |      |       |           |
| 12- 17            | 0- 0     | 0- 1      | OVERALL        | 1- 3       | 3- 6        | 8- 7          |      |      |       |           |
| 9- 4              | 0- 0     | 0- 0      | HOME           | 1- 1       | 2- 1        | 6- 2          |      |      |       |           |
| 2- 12             | 0- 0     | 0- 0      | AWAY           | 0- 2       | 1- 5        | 1- 5          |      |      |       |           |
| 1- 1              | 0- 0     | 0- 1      | NEUTRAL        | 0- 0       | 0- 0        | 1- 0          |      |      |       |           |
| 4- 6              | 0- 0     | 0- 1      | NON-CONFERENCE | 0- 0       | 0- 2        | 4- 3          |      |      |       |           |
| 2- 1              | 0- 0     | 0- 0      | HOME           | 0- 0       | 0- 0        | 2- 1          |      |      |       |           |
| 1- 4              | 0- 0     | 0- 0      | AWAY           | 0- 0       | 0- 2        | 1- 2          |      |      |       |           |
| 1- 1              | 0- 0     | 0- 1      | NEUTRAL        | 0- 0       | 0- 0        | 1- 0          |      |      |       |           |
| 8- 11             | 0- 0     | 0- 0      | CONFERENCE     | 1- 3       | 3- 4        | 4- 4          |      |      |       |           |
| 7- 3              | 0- 0     | 0- 0      | HOME           | 1- 1       | 2- 1        | 4- 1          |      |      |       |           |
| 1- 8              | 0- 0     | 0- 0      | AWAY           | 0- 2       | 1- 3        | 0- 3          |      |      |       |           |
| 0- 0              | 0- 0     | 0- 0      | NEUTRAL        | 0- 0       | 0- 0        | 0- 0          |      |      |       |           |

| RPI S                     | Opponent         | Score | RPI S | Opponent      | Score | RPI S | Opponent      | Score | RPI S | Opponent | Score | Team's RPI: 250 |
|---------------------------|------------------|-------|-------|---------------|-------|-------|---------------|-------|-------|----------|-------|-----------------|
| 47 N                      | South Dakota St. | 42 55 | 57 A  | Ohio          | 40 67 | 102 A | Missouri      | 44 47 |       |          |       |                 |
|                           |                  |       | 81 H  | Akron         | 62 56 | 113 A | Toledo        | 57 73 |       |          |       |                 |
|                           |                  |       | 94 A  | Western Mich. | 45 50 | 113 H | Toledo        | 68 64 |       |          |       |                 |
|                           |                  |       | 94 H  | Western Mich. | 51 60 | 119 A | Eastern Mich. | 52 60 |       |          |       |                 |
|                           |                  |       |       |               |       | 119 H | Eastern Mich. | 54 48 |       |          |       |                 |
|                           |                  |       |       |               |       | 120 A | Ball St.      | 65 62 |       |          |       |                 |
|                           |                  |       |       |               |       | 120 H | Ball St.      | 50 51 |       |          |       |                 |
|                           |                  |       |       |               |       | 122 A | UNI           | 42 51 |       |          |       |                 |
|                           |                  |       |       |               |       | 136 A | Buffalo       | 43 47 |       |          |       |                 |
|                           |                  |       |       |               |       | 168 A | Central Mich. | 43 56 |       |          |       |                 |
|                           |                  |       |       |               |       | 168 H | Central Mich. | 44 49 |       |          |       |                 |
|                           |                  |       |       |               |       | 168 H | Central Mich. | 69 62 |       |          |       |                 |
|                           |                  |       |       |               |       | 176 H | SIUE          | 69 47 |       |          |       |                 |
|                           |                  |       |       |               |       | 207 A | Ill.-Chicago  | 47 61 |       |          |       |                 |
|                           |                  |       |       |               |       | 274 H | Miami (OH)    | 60 49 |       |          |       |                 |
|                           |                  |       |       |               |       | 280 H | Valparaiso    | 50 65 |       |          |       |                 |
|                           |                  |       |       |               |       | 287 A | Kent St.      | 52 54 |       |          |       |                 |
|                           |                  |       |       |               |       | 287 H | Kent St.      | 66 49 |       |          |       |                 |
|                           |                  |       |       |               |       | 291 A | Bowling Green | 59 65 |       |          |       |                 |
|                           |                  |       |       |               |       | 291 H | Bowling Green | 67 50 |       |          |       |                 |
|                           |                  |       |       |               |       | 299 A | Eastern Ill.  | 46 55 |       |          |       |                 |
|                           |                  |       |       |               |       | 318 A | Bradley       | 67 54 |       |          |       |                 |
|                           |                  |       |       |               |       | 323 H | Illinois St.  | 55 51 |       |          |       |                 |
|                           |                  |       |       |               |       | 347 N | Delaware St.  | 79 59 |       |          |       |                 |
| LAST 12 Division I GAMES: |                  |       |       |               |       |       |               |       |       |          |       |                 |
| 168 H                     | Central Mich.    | 44 49 | 113 A | Toledo        | 57 73 |       |               |       |       |          |       |                 |
| 94 A                      | Western Mich.    | 45 50 | 287 A | Kent St.      | 52 54 |       |               |       |       |          |       |                 |
| 113 H                     | Toledo           | 68 64 | 94 H  | Western Mich. | 51 60 |       |               |       |       |          |       |                 |
| 119 A                     | Eastern Mich.    | 52 60 | 81 H  | Akron         | 62 56 |       |               |       |       |          |       |                 |
| 168 H                     | Central Mich.    | 69 62 | 274 H | Miami (OH)    | 60 49 |       |               |       |       |          |       |                 |
| 120 H                     | Ball St.         | 50 51 | 120 A | Ball St.      | 65 62 |       |               |       |       |          |       |                 |

Non-Div I Games:

Northern Ill.

■ Loss, 
■ Non-Conf, 
■ S Site, 
■ H Home 
■ A Away 
N Neutral

## Northern Ky.

Through Games Of March 10, 2015

| Average RPI Win:  | 235      | WON-LOST  | WINNING        | LAST 10    | STRENGTH OF | OPP. STRENGTH | TEAM | ADJ. | CONF. | ADJ CONF. |
|-------------------|----------|-----------|----------------|------------|-------------|---------------|------|------|-------|-----------|
| Average RPI Loss: | 128      | RECORD    | PCT. RANK      | GAMES      | SCHEDULE    | OF SCHEDULE   | RPI  | RPI  | RPI   | RPI       |
| DIV. I ONLY       | 17- 12   | 115       | 6- 4           | 232        | 158         | 156           | 156  | 11   | 11    |           |
| DIV. I NON-CONF.  | 8- 6     | 136       | 0- 0           | 314        | 240         | 212           | 212  | 12   | 12    |           |
| TOTALS            | RPI 1-25 | RPI 26-50 | W-L RECORDS    | RPI 51-100 | RPI 101-150 | RPI 150+      |      |      |       |           |
| 17- 12            | 0- 3     | 1- 1      | OVERALL        | 0- 3       | 0- 0        | 16- 5         |      |      |       |           |
| 8- 5              | 0- 1     | 1- 0      | HOME           | 0- 2       | 0- 0        | 7- 2          |      |      |       |           |
| 5- 7              | 0- 2     | 0- 1      | AWAY           | 0- 1       | 0- 0        | 5- 3          |      |      |       |           |
| 4- 0              | 0- 0     | 0- 0      | NEUTRAL        | 0- 0       | 0- 0        | 4- 0          |      |      |       |           |
| 8- 6              | 0- 1     | 0- 0      | NON-CONFERENCE | 0- 3       | 0- 0        | 8- 2          |      |      |       |           |
| 2- 3              | 0- 0     | 0- 0      | HOME           | 0- 2       | 0- 0        | 2- 1          |      |      |       |           |
| 2- 3              | 0- 1     | 0- 0      | AWAY           | 0- 1       | 0- 0        | 2- 1          |      |      |       |           |
| 4- 0              | 0- 0     | 0- 0      | NEUTRAL        | 0- 0       | 0- 0        | 4- 0          |      |      |       |           |
| 9- 6              | 0- 2     | 1- 1      | CONFERENCE     | 0- 0       | 0- 0        | 8- 3          |      |      |       |           |
| 6- 2              | 0- 1     | 1- 0      | HOME           | 0- 0       | 0- 0        | 5- 1          |      |      |       |           |
| 3- 4              | 0- 1     | 0- 1      | AWAY           | 0- 0       | 0- 0        | 3- 2          |      |      |       |           |
| 0- 0              | 0- 0     | 0- 0      | NEUTRAL        | 0- 0       | 0- 0        | 0- 0          |      |      |       |           |

| RPI                       | S | Opponent      | Score | RPI | S | Opponent     | Score | RPI | S | Opponent      | Score | RPI | S | Opponent       | Score | Team's RPI: 156 |
|---------------------------|---|---------------|-------|-----|---|--------------|-------|-----|---|---------------|-------|-----|---|----------------|-------|-----------------|
| 8                         | A | Kentucky      | 64 82 | 45  | A | Stetson      | 56 73 | 57  | H | Ohio          | 38 77 | 159 | A | Kennesaw St.   | 58 66 |                 |
| 14                        | A | FGCU          | 47 75 | 45  | H | Stetson      | 68 62 | 81  | A | Akron         | 49 82 | 159 | H | Kennesaw St.   | 68 61 |                 |
| 14                        | H | FGCU          | 46 67 |     |   |              |       | 89  | H | Wright St.    | 60 72 | 197 | N | Delaware       | 63 58 |                 |
|                           |   |               |       |     |   |              |       |     |   |               |       | 209 | A | Jacksonville   | 70 59 |                 |
|                           |   |               |       |     |   |              |       |     |   |               |       | 209 | H | Jacksonville   | 62 76 |                 |
|                           |   |               |       |     |   |              |       |     |   |               |       | 216 | H | IUPUI          | 57 43 |                 |
|                           |   |               |       |     |   |              |       |     |   |               |       | 221 | A | USC Upstate    | 83 60 |                 |
|                           |   |               |       |     |   |              |       |     |   |               |       | 221 | H | USC Upstate    | 64 45 |                 |
|                           |   |               |       |     |   |              |       |     |   |               |       | 221 | H | USC Upstate    | 77 74 |                 |
|                           |   |               |       |     |   |              |       |     |   |               |       | 237 | A | North Florida  | 79 81 |                 |
|                           |   |               |       |     |   |              |       |     |   |               |       | 237 | H | North Florida  | 67 29 |                 |
|                           |   |               |       |     |   |              |       |     |   |               |       | 247 | A | Marquette      | 77 68 |                 |
|                           |   |               |       |     |   |              |       |     |   |               |       | 252 | A | Lipscomb       | 81 70 |                 |
|                           |   |               |       |     |   |              |       |     |   |               |       | 252 | H | Lipscomb       | 64 57 |                 |
|                           |   |               |       |     |   |              |       |     |   |               |       | 257 | H | Cincinnati     | 66 52 |                 |
|                           |   |               |       |     |   |              |       |     |   |               |       | 275 | N | Grand Canyon   | 52 45 |                 |
|                           |   |               |       |     |   |              |       |     |   |               |       | 307 | H | Loyola Chicago | 38 45 |                 |
|                           |   |               |       |     |   |              |       |     |   |               |       | 309 | N | UNC Greensboro | 66 58 |                 |
|                           |   |               |       |     |   |              |       |     |   |               |       | 315 | A | IPFW           | 59 65 |                 |
|                           |   |               |       |     |   |              |       |     |   |               |       | 323 | A | Illinois St.   | 59 48 |                 |
|                           |   |               |       |     |   |              |       |     |   |               |       | 347 | N | Delaware St.   | 76 55 |                 |
| LAST 12 Division I GAMES: |   |               |       |     |   |              |       |     |   |               |       |     |   |                |       |                 |
| 221                       | H | USC Upstate   | 64 45 | 14  | A | FGCU         | 47 75 | 252 | H | Lipscomb      | 64 57 |     |   |                |       |                 |
| 221                       | A | USC Upstate   | 83 60 | 14  | H | FGCU         | 46 67 | 45  | H | Stetson       | 68 62 |     |   |                |       |                 |
| 159                       | H | Kennesaw St.  | 68 61 | 209 | A | Jacksonville | 70 59 | 237 | A | North Florida | 79 81 |     |   |                |       |                 |
| 237                       | H | North Florida | 67 29 |     |   |              |       |     |   |               |       |     |   |                |       |                 |
| 209                       | H | Jacksonville  | 62 76 |     |   |              |       |     |   |               |       |     |   |                |       |                 |
| 45                        | A | Stetson       | 56 73 |     |   |              |       |     |   |               |       |     |   |                |       |                 |

Non-Div I Games: Georgetown (KY) 78 57

Northern Ky.

Loss, Non-Conf, S Site, H Home A Away N Neutral



## Northwestern

Through Games Of March 10, 2015

| Average RPI Win: 143 |  |           |  | Through Games Of March 10, 2018 |  |                |  |               |  |             |  |          |  |       |  |           |  |
|----------------------|--|-----------|--|---------------------------------|--|----------------|--|---------------|--|-------------|--|----------|--|-------|--|-----------|--|
| WON-LOST             |  | WINNING   |  | LAST 10                         |  | STRENGTH OF    |  | OPP. STRENGTH |  | TEAM        |  | ADJ.     |  | CONF. |  | ADJ CONF. |  |
| RECORD               |  | PCT. RANK |  | GAMES                           |  | SCHEDULE       |  | OF SCHEDULE   |  | RPI         |  | RPI      |  | RPI   |  | RPI       |  |
| DIV. I ONLY          |  | 23- 8     |  | 41                              |  | 8- 2           |  | 53            |  | 38          |  | 33       |  | 33    |  | 4 4       |  |
| DIV. I NON-CONF.     |  | 10- 1     |  | 17                              |  | 0- 0           |  | 219           |  | 146         |  | 41       |  | 41    |  | 2 2       |  |
| TOTALS               |  | RPI 1-25  |  | RPI 26-50                       |  | W-L RECORDS    |  | RPI 51-100    |  | RPI 101-150 |  | RPI 150+ |  |       |  |           |  |
| 23- 8                |  | 0- 5      |  | 6- 1                            |  | OVERALL        |  | 3- 1          |  | 4- 0        |  | 10- 1    |  |       |  |           |  |
| 11- 3                |  | 0- 2      |  | 4- 0                            |  | HOME           |  | 1- 1          |  | 2- 0        |  | 4- 0     |  |       |  |           |  |
| 10- 4                |  | 0- 2      |  | 1- 1                            |  | AWAY           |  | 2- 0          |  | 2- 0        |  | 5- 1     |  |       |  |           |  |
| 2- 1                 |  | 0- 1      |  | 1- 0                            |  | NEUTRAL        |  | 0- 0          |  | 0- 0        |  | 1- 0     |  |       |  |           |  |
| 10- 1                |  | 0- 1      |  | 2- 0                            |  | NON-CONFERENCE |  | 0- 0          |  | 1- 0        |  | 7- 0     |  |       |  |           |  |
| 5- 0                 |  | 0- 0      |  | 1- 0                            |  | HOME           |  | 0- 0          |  | 1- 0        |  | 3- 0     |  |       |  |           |  |
| 4- 1                 |  | 0- 1      |  | 1- 0                            |  | AWAY           |  | 0- 0          |  | 0- 0        |  | 3- 0     |  |       |  |           |  |
| 1- 0                 |  | 0- 0      |  | 0- 0                            |  | NEUTRAL        |  | 0- 0          |  | 0- 0        |  | 1- 0     |  |       |  |           |  |
| 13- 7                |  | 0- 4      |  | 4- 1                            |  | CONFERENCE     |  | 3- 1          |  | 3- 0        |  | 3- 1     |  |       |  |           |  |
| 6- 3                 |  | 0- 2      |  | 3- 0                            |  | HOME           |  | 1- 1          |  | 1- 0        |  | 1- 0     |  |       |  |           |  |
| 6- 3                 |  | 0- 1      |  | 0- 1                            |  | AWAY           |  | 2- 0          |  | 2- 0        |  | 2- 1     |  |       |  |           |  |
| 1- 1                 |  | 0- 1      |  | 1- 0                            |  | NEUTRAL        |  | 0- 0          |  | 0- 0        |  | 0- 0     |  |       |  |           |  |

| RPI 1-25                  |   |             |        | RPI 26-50 |   |           |       | Team's RPI: 33 |  | RPI 51-100 |     |              |           | RPI 101+ |   |                |        |
|---------------------------|---|-------------|--------|-----------|---|-----------|-------|----------------|--|------------|-----|--------------|-----------|----------|---|----------------|--------|
| RPI                       | S | Opponent    | Score  | RPI       | S | Opponent  | Score |                |  | RPI        | S   | Opponent     | Score     | RPI      | S | Opponent       | Score  |
| 6                         | H | Maryland    | 48 69  | 27        | A | Ohio St.  | 64 73 |                |  | 69         | A   | Michigan     | 63 62     | 105      | H | Hampton        | 62 36  |
| 6                         | N | Maryland    | 63 74  | 36        | H | Nebraska  | 59 51 |                |  | 69         | H   | Michigan     | 66 73     | 109      | A | Illinois       | 68 67  |
| 9                         | A | Iowa        | 70 83  | 37        | A | DePaul    | 97 91 |                |  | 78         | A   | Michigan St. | 61 57     | 109      | H | Illinois       | 64 58  |
| 9                         | H | Iowa        | 99 102 | 39        | H | Gonzaga   | 62 43 |                |  | 78         | H   | Michigan St. | 77 70     | 130      | A | Purdue         | 73 65  |
| 16                        | A | Arizona St. | 75 88  | 42        | H | Rutgers   | 80 60 |                |  |            |     |              |           | 160      | A | Wisconsin      | 86 83  |
|                           |   |             |        | 42        | N | Rutgers   | 62 57 |                |  |            |     |              |           | 160      | H | Wisconsin      | 68 46  |
|                           |   |             |        | 43        | H | Minnesota | 70 49 |                |  |            |     |              |           | 166      | A | Indiana        | 75 69  |
|                           |   |             |        |           |   |           |       |                |  |            |     |              |           | 200      | A | Virginia Tech  | 70 45  |
|                           |   |             |        |           |   |           |       |                |  |            |     |              |           | 207      | H | Ill.-Chicago   | 61 40  |
|                           |   |             |        |           |   |           |       |                |  |            |     |              |           | 227      | A | Penn St.       | 75 76  |
|                           |   |             |        |           |   |           |       |                |  |            |     |              |           | 232      | A | UNLV           | 88 84  |
|                           |   |             |        |           |   |           |       |                |  |            |     |              |           | 287      | H | Kent St.       | 72 54  |
|                           |   |             |        |           |   |           |       |                |  |            |     |              |           | 299      | N | Eastern Ill.   | 92 44  |
|                           |   |             |        |           |   |           |       |                |  |            |     |              |           | 307      | H | Loyola Chicago | 70 33  |
|                           |   |             |        |           |   |           |       |                |  |            |     |              |           | 345      | A | Chicago St.    | 102 48 |
| LAST 12 Division I GAMES: |   |             |        |           |   |           |       |                |  |            |     |              |           |          |   |                |        |
|                           |   | 6           | N      | Maryland  |   |           | 63    | 74             |  |            | 69  | A            | Michigan  |          |   | 63             | 62     |
|                           |   | 42          | N      | Rutgers   |   |           | 62    | 57             |  |            | 130 | A            | Purdue    |          |   | 73             | 65     |
|                           |   | 6           | H      | Maryland  |   |           | 48    | 69             |  |            | 109 | H            | Illinois  |          |   | 64             | 58     |
|                           |   | 42          | H      | Rutgers   |   |           | 80    | 60             |  |            | 166 | A            | Indiana   |          |   | 75             | 69     |
|                           |   | 160         | A      | Wisconsin |   |           | 86    | 83             |  |            | 43  | H            | Minnesota |          |   | 70             | 49     |
|                           |   | 36          | H      | Nebraska  |   |           | 59    | 51             |  |            | 9   | H            | Iowa      |          |   | 99             | 102    |

Non-Div I Games:

Northwestern

■ Loss, 
 ■ Non-Conf, 
 ■ S Site, 
 ■ Home 
 ■ A Away 
 N Neutral

|                   |          |           |                |            |             |               |      |      |       |           |
|-------------------|----------|-----------|----------------|------------|-------------|---------------|------|------|-------|-----------|
| Average RPI Win:  | 259      | WON-LOST  | WINNING        | LAST 10    | STRENGTH OF | OPP. STRENGTH | TEAM | ADJ. | CONF. | ADJ CONF. |
| Average RPI Loss: | 177      | RECORD    | PCT. RANK      | GAMES      | SCHEDULE    | OF SCHEDULE   | RPI  | RPI  | RPI   | RPI       |
| DIV. I ONLY       | 11- 14   | 215       | 3- 7           | 248        | 285         | 228           | 228  | 27   | 27    |           |
| DIV. I NON-CONF.  | 1- 6     | 316       | 0- 0           | 99         | 37          | 266           | 266  | 27   | 27    |           |
| TOTALS            | RPI 1-25 | RPI 26-50 | W-L RECORDS    | RPI 51-100 | RPI 101-150 | RPI 150+      |      |      |       |           |
| 11- 14            | 0- 1     | 0- 3      | OVERALL        | 0- 0       | 1- 2        | 10- 8         |      |      |       |           |
| 7- 3              | 0- 0     | 0- 0      | HOME           | 0- 0       | 1- 1        | 6- 2          |      |      |       |           |
| 4- 11             | 0- 1     | 0- 3      | AWAY           | 0- 0       | 0- 1        | 4- 6          |      |      |       |           |
| 0- 0              | 0- 0     | 0- 0      | NEUTRAL        | 0- 0       | 0- 0        | 0- 0          |      |      |       |           |
| 1- 6              | 0- 1     | 0- 3      | NON-CONFERENCE | 0- 0       | 1- 0        | 0- 2          |      |      |       |           |
| 1- 0              | 0- 0     | 0- 0      | HOME           | 0- 0       | 1- 0        | 0- 0          |      |      |       |           |
| 0- 6              | 0- 1     | 0- 3      | AWAY           | 0- 0       | 0- 0        | 0- 2          |      |      |       |           |
| 0- 0              | 0- 0     | 0- 0      | NEUTRAL        | 0- 0       | 0- 0        | 0- 0          |      |      |       |           |
| 10- 8             | 0- 0     | 0- 0      | CONFERENCE     | 0- 0       | 0- 2        | 10- 6         |      |      |       |           |
| 6- 3              | 0- 0     | 0- 0      | HOME           | 0- 0       | 0- 1        | 6- 2          |      |      |       |           |
| 4- 5              | 0- 0     | 0- 0      | AWAY           | 0- 0       | 0- 1        | 4- 4          |      |      |       |           |
| 0- 0              | 0- 0     | 0- 0      | NEUTRAL        | 0- 0       | 0- 0        | 0- 0          |      |      |       |           |

| RPI 1-25                  |   |                   |       | RPI 26-50 |   |                   |       | RPI 51-100 |   |          |       | RPI 101+ Team's RPI: 228 |   |                    |       |
|---------------------------|---|-------------------|-------|-----------|---|-------------------|-------|------------|---|----------|-------|--------------------------|---|--------------------|-------|
| RPI                       | S | Opponent          | Score | RPI       | S | Opponent          | Score | RPI        | S | Opponent | Score | RPI                      | S | Opponent           | Score |
| 21                        | A | Texas             | 34 74 | 34        | A | Texas A&M         | 42 75 |            |   |          |       | 121                      | H | Louisiana Tech     | 69 57 |
|                           |   |                   |       | 44        | A | Arkansas          | 30 78 |            |   |          |       | 127                      | A | Stephen F. Austin  | 45 56 |
|                           |   |                   |       | 46        | A | Oklahoma St.      | 44 89 |            |   |          |       | 127                      | H | Stephen F. Austin  | 61 69 |
|                           |   |                   |       |           |   |                   |       |            |   |          |       | 186                      | H | Lamar              | 72 82 |
|                           |   |                   |       |           |   |                   |       |            |   |          |       | 210                      | A | Nicholls St.       | 40 59 |
|                           |   |                   |       |           |   |                   |       |            |   |          |       | 210                      | H | Nicholls St.       | 74 71 |
|                           |   |                   |       |           |   |                   |       |            |   |          |       | 211                      | A | McNeese St.        | 57 68 |
|                           |   |                   |       |           |   |                   |       |            |   |          |       | 211                      | H | McNeese St.        | 75 54 |
|                           |   |                   |       |           |   |                   |       |            |   |          |       | 246                      | A | A&M-Corpus Christi | 66 59 |
|                           |   |                   |       |           |   |                   |       |            |   |          |       | 249                      | A | Central Ark.       | 46 63 |
|                           |   |                   |       |           |   |                   |       |            |   |          |       | 249                      | H | Central Ark.       | 54 52 |
|                           |   |                   |       |           |   |                   |       |            |   |          |       | 256                      | H | Abilene Christian  | 61 56 |
|                           |   |                   |       |           |   |                   |       |            |   |          |       | 276                      | A | Jackson St.        | 61 62 |
|                           |   |                   |       |           |   |                   |       |            |   |          |       | 282                      | A | Houston Baptist    | 78 68 |
|                           |   |                   |       |           |   |                   |       |            |   |          |       | 296                      | A | Sam Houston St.    | 66 57 |
|                           |   |                   |       |           |   |                   |       |            |   |          |       | 302                      | A | New Orleans        | 75 63 |
|                           |   |                   |       |           |   |                   |       |            |   |          |       | 302                      | H | New Orleans        | 70 72 |
|                           |   |                   |       |           |   |                   |       |            |   |          |       | 312                      | A | Grambling          | 41 44 |
|                           |   |                   |       |           |   |                   |       |            |   |          |       | 332                      | A | Southeastern La.   | 52 58 |
|                           |   |                   |       |           |   |                   |       |            |   |          |       | 332                      | H | Southeastern La.   | 71 60 |
|                           |   |                   |       |           |   |                   |       |            |   |          |       | 341                      | H | Incarinate Word    | 73 51 |
| LAST 12 Division I GAMES: |   |                   |       |           |   |                   |       |            |   |          |       |                          |   |                    |       |
| 302                       | H | New Orleans       | 70 72 | 249       | H | Central Ark.      | 54 52 |            |   |          |       |                          |   |                    |       |
| 127                       | A | Stephen F. Austin | 45 56 | 127       | H | Stephen F. Austin | 61 69 |            |   |          |       |                          |   |                    |       |
| 332                       | H | Southeastern La.  | 71 60 | 332       | A | Southeastern La.  | 52 58 |            |   |          |       |                          |   |                    |       |
| 302                       | A | New Orleans       | 75 63 | 249       | A | Central Ark.      | 46 63 |            |   |          |       |                          |   |                    |       |
| 210                       | A | Nicholls St.      | 40 59 | 211       | H | McNeese St.       | 75 54 |            |   |          |       |                          |   |                    |       |
| 211                       | A | McNeese St.       | 57 68 | 210       | H | Nicholls St.      | 74 71 |            |   |          |       |                          |   |                    |       |

Non-Div I Games: Central Baptist 71 43 LSU-Alexandria 86 58 Ark.-Monticello 61 56 LeTourneau 78 35 Northwestern St.

| REGULAR SEASON    |          |          |           | THROUGH GAMES OF MARCH 10, 2018 |                |               |            |      |             |           |
|-------------------|----------|----------|-----------|---------------------------------|----------------|---------------|------------|------|-------------|-----------|
| Average RPI Win:  | 79       | WON-LOST | WINNING   | LAST 10                         | STRENGTH OF    | OPP. STRENGTH | TEAM       | ADJ. | CONF.       | ADJ CONF. |
| Average RPI Loss: | 36       | RECORD   | PCT. RANK | GAMES                           | SCHEDULE       | OF SCHEDULE   | RPI        | RPI  | RPI         | RPI       |
| DIV. I ONLY       | 31- 2    | 3        | 10- 0     | 3                               | 1              | 1             | 1          | 3    | 3           |           |
| DIV. I NON-CONF.  | 13- 1    | 4        | 0- 0      | 3                               | 2              | 2             | 2          | 3    | 3           |           |
| <hr/>             |          |          |           |                                 |                |               |            |      |             |           |
| TOTALS            | RPI 1-25 |          | RPI 26-50 |                                 | W-L RECORDS    |               | RPI 51-100 |      | RPI 101-150 | RPI 150+  |
| 31- 2             | 10- 1    |          | 3- 0      |                                 | OVERALL        |               | 8- 1       |      | 5- 0        | 5- 0      |
| 17- 1             | 7- 1     |          | 1- 0      |                                 | HOME           |               | 3- 0       |      | 3- 0        | 3- 0      |
| 10- 1             | 1- 0     |          | 2- 0      |                                 | AWAY           |               | 4- 1       |      | 1- 0        | 2- 0      |
| 4- 0              | 2- 0     |          | 0- 0      |                                 | NEUTRAL        |               | 1- 0       |      | 1- 0        | 0- 0      |
| 13- 1             | 4- 1     |          | 1- 0      |                                 | NON-CONFERENCE |               | 4- 0       |      | 2- 0        | 2- 0      |
| 9- 1              | 4- 1     |          | 0- 0      |                                 | HOME           |               | 2- 0       |      | 1- 0        | 2- 0      |
| 3- 0              | 0- 0     |          | 1- 0      |                                 | AWAY           |               | 2- 0       |      | 0- 0        | 0- 0      |
| 1- 0              | 0- 0     |          | 0- 0      |                                 | NEUTRAL        |               | 0- 0       |      | 1- 0        | 0- 0      |
| 18- 1             | 6- 0     |          | 2- 0      |                                 | CONFERENCE     |               | 4- 1       |      | 3- 0        | 3- 0      |
| 8- 0              | 3- 0     |          | 1- 0      |                                 | HOME           |               | 1- 0       |      | 2- 0        | 1- 0      |
| 7- 1              | 1- 0     |          | 1- 0      |                                 | AWAY           |               | 2- 1       |      | 1- 0        | 2- 0      |
| 3- 0              | 2- 0     |          | 0- 0      |                                 | NEUTRAL        |               | 1- 0       |      | 0- 0        | 0- 0      |

| RPI S                     | Opponent             | Score  | RPI S | Opponent         | Score | RPI S | Opponent             | Score | RPI S | Opponent         | Score  |
|---------------------------|----------------------|--------|-------|------------------|-------|-------|----------------------|-------|-------|------------------|--------|
| 2                         | H Tennessee          | 88 77  | 35    | A Syracuse       | 85 74 | 66    | A Miami (FL)         | 63 78 | 107   | N Kansas         | 89 47  |
| 5                         | H UConn              | 58 76  | 37    | A DePaul         | 94 93 | 66    | N Miami (FL)         | 77 61 | 110   | H Virginia       | 75 54  |
| 6                         | H Maryland           | 92 72  | 41    | H Pittsburgh     | 87 59 | 69    | H Michigan           | 70 50 | 116   | H Harvard        | 97 43  |
| 7                         | H Louisville         | 68 52  |       |                  |       | 78    | A Michigan St.       | 71 63 | 118   | A Boston College | 89 56  |
| 10                        | H Florida St.        | 74 68  |       |                  |       | 82    | A North Carolina St. | 67 60 | 118   | H Boston College | 104 58 |
| 10                        | N Florida St.        | 71 58  |       |                  |       | 86    | H Saint Joseph's     | 64 50 | 183   | H Holy Cross     | 104 29 |
| 15                        | H Duke               | 63 50  |       |                  |       | 87    | A Georgia Tech       | 71 61 | 185   | H Wake Forest    | 92 63  |
| 15                        | N Duke               | 55 49  |       |                  |       | 87    | H Georgia Tech       | 89 76 | 198   | A Clemson        | 74 36  |
| 17                        | A North Carolina     | 89 79  |       |                  |       | 92    | A UCLA               | 82 67 | 200   | A Virginia Tech  | 74 50  |
| 20                        | H Chattanooga        | 88 53  |       |                  |       |       |                      |       | 218   | H UMass Lowell   | 105 51 |
| 24                        | H Quinnipiac         | 112 52 |       |                  |       |       |                      |       |       |                  |        |
| LAST 12 Division I GAMES: |                      |        |       |                  |       |       |                      |       |       |                  |        |
| 10                        | N Florida St.        | 71 58  | 87    | A Georgia Tech   | 71 61 |       |                      |       |       |                  |        |
| 15                        | N Duke               | 55 49  | 15    | H Duke           | 63 50 |       |                      |       |       |                  |        |
| 66                        | N Miami (FL)         | 77 61  | 118   | A Boston College | 89 56 |       |                      |       |       |                  |        |
| 82                        | A North Carolina St. | 67 60  | 110   | H Virginia       | 75 54 |       |                      |       |       |                  |        |
| 41                        | H Pittsburgh         | 87 59  | 185   | H Wake Forest    | 92 63 |       |                      |       |       |                  |        |
| 7                         | H Louisville         | 68 52  | 200   | A Virginia Tech  | 74 50 |       |                      |       |       |                  |        |

Non-Div I Games:

Notre Dame

## Oakland

Through Games Of March 10, 2015

|                              |          |           |                |             |               |          |      |       |           |
|------------------------------|----------|-----------|----------------|-------------|---------------|----------|------|-------|-----------|
| Average RPI Win: <b>235</b>  | WON-LOST | WINNING   | LAST 10        | STRENGTH OF | OPP. STRENGTH | TEAM     | ADJ. | CONF. | ADJ CONF. |
| Average RPI Loss: <b>144</b> | RECORD   | PCT. RANK | GAMES          | SCHEDULE    | OF SCHEDULE   | RPI      | RPI  | RPI   | RPI       |
| DIV. I ONLY                  | 10- 17   | 248       | 3- 7           | 220         | 154           | 236      | 236  | 12    | 12        |
| DIV. I NON-CONF.             | 4- 7     | 221       | 0- 0           | 324         | 172           | 268      | 268  | 15    | 15        |
| TOTALS                       | RPI 1-25 | RPI 26-50 | W-L RECORDS    | RPI 51-100  | RPI 101-150   | RPI 150+ |      |       |           |
| 10- 17                       | 1- 1     | 0- 0      | OVERALL        | 1- 5        | 0- 3          | 8- 8     |      |       |           |
| 6- 5                         | 0- 1     | 0- 0      | HOME           | 1- 1        | 0- 1          | 5- 2     |      |       |           |
| 4- 12                        | 1- 0     | 0- 0      | AWAY           | 0- 4        | 0- 2          | 3- 6     |      |       |           |
| 0- 0                         | 0- 0     | 0- 0      | NEUTRAL        | 0- 0        | 0- 0          | 0- 0     |      |       |           |
| 4- 7                         | 0- 0     | 0- 0      | NON-CONFERENCE | 0- 2        | 0- 1          | 4- 4     |      |       |           |
| 2- 1                         | 0- 0     | 0- 0      | HOME           | 0- 0        | 0- 0          | 2- 1     |      |       |           |
| 2- 6                         | 0- 0     | 0- 0      | AWAY           | 0- 2        | 0- 1          | 2- 3     |      |       |           |
| 0- 0                         | 0- 0     | 0- 0      | NEUTRAL        | 0- 0        | 0- 0          | 0- 0     |      |       |           |
| 6- 10                        | 1- 1     | 0- 0      | CONFERENCE     | 1- 3        | 0- 2          | 4- 4     |      |       |           |
| 4- 4                         | 0- 1     | 0- 0      | HOME           | 1- 1        | 0- 1          | 3- 1     |      |       |           |
| 2- 6                         | 1- 0     | 0- 0      | AWAY           | 0- 2        | 0- 1          | 1- 3     |      |       |           |
| 0- 0                         | 0- 0     | 0- 0      | NEUTRAL        | 0- 0        | 0- 0          | 0- 0     |      |       |           |

| RPI 1-25                  |   |               |       | RPI 26-50 |   |                |        | RPI 51-100 |   |                |        | RPI 101+ Team's RPI: 236 |   |                    |       |
|---------------------------|---|---------------|-------|-----------|---|----------------|--------|------------|---|----------------|--------|--------------------------|---|--------------------|-------|
| RPI                       | S | Opponent      | Score | RPI       | S | Opponent       | Score  | RPI        | S | Opponent       | Score  | RPI                      | S | Opponent           | Score |
| 25                        | A | Green Bay     | 70 67 |           |   |                |        | 66         | A | Miami (FL)     | 53 66  | 111                      | A | Cleveland St.      | 74 80 |
| 25                        | H | Green Bay     | 55 70 |           |   |                |        | 77         | A | Youngstown St. | 54 76  | 111                      | H | Cleveland St.      | 64 72 |
|                           |   |               |       |           |   |                |        | 77         | H | Youngstown St. | 85 82  | 120                      | A | Ball St.           | 50 75 |
|                           |   |               |       |           |   |                |        | 78         | A | Michigan St.   | 64 79  | 154                      | A | Dartmouth          | 54 59 |
|                           |   |               |       |           |   |                |        | 89         | A | Wright St.     | 66 92  | 166                      | H | Indiana            | 61 88 |
|                           |   |               |       |           |   |                |        | 89         | H | Wright St.     | 89 108 | 168                      | A | Central Mich.      | 69 74 |
|                           |   |               |       |           |   |                |        |            |   |                |        | 207                      | A | Ill.-Chicago       | 54 64 |
|                           |   |               |       |           |   |                |        |            |   |                |        | 207                      | H | Ill.-Chicago       | 60 75 |
|                           |   |               |       |           |   |                |        |            |   |                |        | 223                      | A | Detroit            | 62 73 |
|                           |   |               |       |           |   |                |        |            |   |                |        | 223                      | H | Detroit            | 64 58 |
|                           |   |               |       |           |   |                |        |            |   |                |        | 246                      | A | A&M-Corpus Christi | 61 54 |
|                           |   |               |       |           |   |                |        |            |   |                |        | 271                      | A | UCF                | 65 98 |
|                           |   |               |       |           |   |                |        |            |   |                |        | 274                      | H | Miami (OH)         | 65 51 |
|                           |   |               |       |           |   |                |        |            |   |                |        | 280                      | A | Valparaiso         | 71 54 |
|                           |   |               |       |           |   |                |        |            |   |                |        | 280                      | H | Valparaiso         | 70 55 |
|                           |   |               |       |           |   |                |        |            |   |                |        | 283                      | A | Milwaukee          | 60 66 |
|                           |   |               |       |           |   |                |        |            |   |                |        | 283                      | H | Milwaukee          | 89 56 |
|                           |   |               |       |           |   |                |        |            |   |                |        | 315                      | A | IPFW               | 92 84 |
|                           |   |               |       |           |   |                |        |            |   |                |        | 345                      | H | Chicago St.        | 66 40 |
| LAST 12 Division I GAMES: |   |               |       |           |   |                |        |            |   |                |        |                          |   |                    |       |
| 280                       | H | Valparaiso    | 70 55 | 77        | A | Youngstown St. | 54 76  |            |   |                |        |                          |   |                    |       |
| 207                       | A | Ill.-Chicago  | 54 64 | 283       | A | Milwaukee      | 60 66  |            |   |                |        |                          |   |                    |       |
| 25                        | H | Green Bay     | 55 70 | 25        | A | Green Bay      | 70 67  |            |   |                |        |                          |   |                    |       |
| 89                        | A | Wright St.    | 66 92 | 111       | H | Cleveland St.  | 64 72  |            |   |                |        |                          |   |                    |       |
| 223                       | H | Detroit       | 64 58 | 89        | H | Wright St.     | 89 108 |            |   |                |        |                          |   |                    |       |
| 111                       | A | Cleveland St. | 74 80 | 77        | H | Youngstown St. | 85 82  |            |   |                |        |                          |   |                    |       |

Non-Div I Games: Concordia (MI) 109 62 Rochester College 96 38

Oakland

Loss, Non-Conf, S Site, H Home A Away N Neutral

|                   |          |           |                |            |             |               |      |      |       |           |
|-------------------|----------|-----------|----------------|------------|-------------|---------------|------|------|-------|-----------|
| Average RPI Win:  | 206      | WON-LOST  | WINNING        | LAST 10    | STRENGTH OF | OPP. STRENGTH | TEAM | ADJ. | CONF. | ADJ CONF. |
| Average RPI Loss: | 77       | RECORD    | PCT. RANK      | GAMES      | SCHEDULE    | OF SCHEDULE   | RPI  | RPI  | RPI   | RPI       |
| DIV. I ONLY       | 25- 4    | 15        | 9- 1           | 223        | 194         | 57            | 57   | 15   | 15    |           |
| DIV. I NON-CONF.  | 9- 2     | 35        | 0- 0           | 255        | 224         | 107           | 107  | 17   | 17    |           |
| TOTALS            | RPI 1-25 | RPI 26-50 | W-L RECORDS    | RPI 51-100 | RPI 101-150 | RPI 150+      |      |      |       |           |
| 25- 4             | 0- 0     | 0- 1      | OVERALL        | 2- 2       | 6- 1        | 17- 0         |      |      |       |           |
| 13- 3             | 0- 0     | 0- 1      | HOME           | 1- 1       | 3- 1        | 9- 0          |      |      |       |           |
| 10- 1             | 0- 0     | 0- 0      | AWAY           | 1- 1       | 3- 0        | 6- 0          |      |      |       |           |
| 2- 0              | 0- 0     | 0- 0      | NEUTRAL        | 0- 0       | 0- 0        | 2- 0          |      |      |       |           |
| 9- 2              | 0- 0     | 0- 1      | NON-CONFERENCE | 0- 1       | 1- 0        | 8- 0          |      |      |       |           |
| 5- 2              | 0- 0     | 0- 1      | HOME           | 0- 1       | 1- 0        | 4- 0          |      |      |       |           |
| 2- 0              | 0- 0     | 0- 0      | AWAY           | 0- 0       | 0- 0        | 2- 0          |      |      |       |           |
| 2- 0              | 0- 0     | 0- 0      | NEUTRAL        | 0- 0       | 0- 0        | 2- 0          |      |      |       |           |
| 16- 2             | 0- 0     | 0- 0      | CONFERENCE     | 2- 1       | 5- 1        | 9- 0          |      |      |       |           |
| 8- 1              | 0- 0     | 0- 0      | HOME           | 1- 0       | 2- 1        | 5- 0          |      |      |       |           |
| 8- 1              | 0- 0     | 0- 0      | AWAY           | 1- 1       | 3- 0        | 4- 0          |      |      |       |           |
| 0- 0              | 0- 0     | 0- 0      | NEUTRAL        | 0- 0       | 0- 0        | 0- 0          |      |      |       |           |

| RPI 1-25                  |   |               | RPI 26-50 |     |   | RPI 51-100    |       |     | Team's RPI: 57 | RPI 101+      |        |  |
|---------------------------|---|---------------|-----------|-----|---|---------------|-------|-----|----------------|---------------|--------|--|
| RPI                       | S | Opponent      | Score     | RPI | S | Opponent      | Score | RPI | S              | Opponent      | Score  |  |
| 28                        | H | James Madison | 62 69     | 68  | H | East Carolina | 68 76 | 111 | H              | Cleveland St. | 71 64  |  |
|                           |   |               |           | 81  | A | Akron         | 71 55 | 113 | H              | Toledo        | 65 58  |  |
|                           |   |               |           | 81  | H | Akron         | 72 60 | 119 | A              | Eastern Mich. | 82 59  |  |
|                           |   |               |           | 94  | A | Western Mich. | 51 61 | 119 | H              | Eastern Mich. | 61 73  |  |
|                           |   |               |           |     |   |               |       | 120 | A              | Ball St.      | 60 53  |  |
|                           |   |               |           |     |   |               |       | 136 | A              | Buffalo       | 61 50  |  |
|                           |   |               |           |     |   |               |       | 136 | H              | Buffalo       | 78 70  |  |
|                           |   |               |           |     |   |               |       | 156 | A              | Northern Ky.  | 77 38  |  |
|                           |   |               |           |     |   |               |       | 168 | A              | Central Mich. | 74 66  |  |
|                           |   |               |           |     |   |               |       | 168 | H              | Central Mich. | 71 51  |  |
|                           |   |               |           |     |   |               |       | 184 | N              | La Salle      | 74 63  |  |
|                           |   |               |           |     |   |               |       | 192 | N              | Massachusetts | 59 52  |  |
|                           |   |               |           |     |   |               |       | 223 | H              | Detroit       | 60 57  |  |
|                           |   |               |           |     |   |               |       | 245 | H              | Morehead St.  | 87 67  |  |
|                           |   |               |           |     |   |               |       | 250 | H              | Northern Ill. | 67 40  |  |
|                           |   |               |           |     |   |               |       | 274 | A              | Miami (OH)    | 67 45  |  |
|                           |   |               |           |     |   |               |       | 274 | H              | Miami (OH)    | 75 60  |  |
|                           |   |               |           |     |   |               |       | 287 | A              | Kent St.      | 69 56  |  |
|                           |   |               |           |     |   |               |       | 287 | H              | Kent St.      | 58 44  |  |
|                           |   |               |           |     |   |               |       | 291 | A              | Bowling Green | 71 46  |  |
|                           |   |               |           |     |   |               |       | 291 | H              | Bowling Green | 67 47  |  |
|                           |   |               |           |     |   |               |       | 314 | H              | Wofford       | 84 37  |  |
|                           |   |               |           |     |   |               |       | 322 | H              | Manhattan     | 82 58  |  |
|                           |   |               |           |     |   |               |       | 331 | A              | Murray St.    | 111 60 |  |
| LAST 12 Division I GAMES: |   |               |           |     |   |               |       |     |                |               |        |  |
| 274                       | H | Miami (OH)    | 75 60     | 274 | A | Miami (OH)    | 67 45 |     |                |               |        |  |
| 287                       | A | Kent St.      | 69 56     | 291 | A | Bowling Green | 71 46 |     |                |               |        |  |
| 291                       | H | Bowling Green | 67 47     | 287 | H | Kent St.      | 58 44 |     |                |               |        |  |
| 136                       | H | Buffalo       | 78 70     | 168 | A | Central Mich. | 74 66 |     |                |               |        |  |
| 81                        | A | Akron         | 71 55     | 81  | H | Akron         | 72 60 |     |                |               |        |  |
| 119                       | H | Eastern Mich. | 61 73     | 120 | A | Ball St.      | 60 53 |     |                |               |        |  |

Non-Div I Games:

Ohio

|                             |               |           |                |             |               |           |           |          |           |
|-----------------------------|---------------|-----------|----------------|-------------|---------------|-----------|-----------|----------|-----------|
| Average RPI Win: <b>114</b> | WON-LOST      | WINNING   | LAST 10        | STRENGTH OF | OPP. STRENGTH | TEAM      | ADJ.      | CONF.    | ADJ CONF. |
| Average RPI Loss: <b>49</b> | RECORD        | PCT. RANK | GAMES          | SCHEDULE    | OF SCHEDULE   | RPI       | RPI       | RPI      | RPI       |
| DIV. I ONLY                 | <b>23- 10</b> | <b>63</b> | <b>8- 2</b>    | <b>19</b>   | <b>17</b>     | <b>27</b> | <b>27</b> | <b>4</b> | <b>4</b>  |
| DIV. I NON-CONF.            | <b>8- 4</b>   | <b>92</b> | <b>0- 0</b>    | <b>30</b>   | <b>42</b>     | <b>68</b> | <b>68</b> | <b>2</b> | <b>2</b>  |
| TOTALS                      | RPI 1-25      | RPI 26-50 | W-L RECORDS    | RPI 51-100  | RPI 101-150   | RPI 150+  |           |          |           |
| 23- 10                      | 3- 3          | 5- 3      | OVERALL        | 4- 2        | 3- 2          | 8- 0      |           |          |           |
| 14- 3                       | 1- 0          | 3- 2      | HOME           | 4- 1        | 2- 0          | 4- 0      |           |          |           |
| 5- 5                        | 0- 2          | 1- 0      | AWAY           | 0- 1        | 1- 2          | 3- 0      |           |          |           |
| 4- 2                        | 2- 1          | 1- 1      | NEUTRAL        | 0- 0        | 0- 0          | 1- 0      |           |          |           |
| 8- 4                        | 1- 0          | 1- 2      | NON-CONFERENCE | 2- 1        | 1- 1          | 3- 0      |           |          |           |
| 6- 2                        | 0- 0          | 1- 1      | HOME           | 2- 1        | 1- 0          | 2- 0      |           |          |           |
| 0- 1                        | 0- 0          | 0- 0      | AWAY           | 0- 0        | 0- 1          | 0- 0      |           |          |           |
| 2- 1                        | 1- 0          | 0- 1      | NEUTRAL        | 0- 0        | 0- 0          | 1- 0      |           |          |           |
| 15- 6                       | 2- 3          | 4- 1      | CONFERENCE     | 2- 1        | 2- 1          | 5- 0      |           |          |           |
| 8- 1                        | 1- 0          | 2- 1      | HOME           | 2- 0        | 1- 0          | 2- 0      |           |          |           |
| 5- 4                        | 0- 2          | 1- 0      | AWAY           | 0- 1        | 1- 1          | 3- 0      |           |          |           |
| 2- 1                        | 1- 1          | 0- 0      | NEUTRAL        | 0- 0        | 0- 0          | 0- 0      |           |          |           |

| RPI 1-25                  |   |                |        | RPI 26-50 |   |                   |       | Team's RPI: 27 |   |               |        | RPI 51-100 |   |                    |        | RPI 101+ |   |          |       |
|---------------------------|---|----------------|--------|-----------|---|-------------------|-------|----------------|---|---------------|--------|------------|---|--------------------|--------|----------|---|----------|-------|
| RPI                       | S | Opponent       | Score  | RPI       | S | Opponent          | Score | RPI            | S | Opponent      | Score  | RPI        | S | Opponent           | Score  | RPI      | S | Opponent | Score |
| 6                         | A | Maryland       | 78 87  | 33        | H | Northwestern      | 73 64 | 59             | H | Georgia       | 59 67  | 109        | A | Illinois           | 55 66  |          |   |          |       |
| 6                         | N | Maryland       | 74 77  | 36        | A | Nebraska          | 78 60 | 69             | A | Michigan      | 94 100 | 110        | A | Virginia           | 82 87  |          |   |          |       |
| 9                         | A | Iowa           | 65 73  | 38        | N | Wichita St.       | 55 70 | 69             | H | Michigan      | 77 73  | 130        | A | Purdue             | 79 71  |          |   |          |       |
| 9                         | H | Iowa           | 100 82 | 41        | H | Pittsburgh        | 74 78 | 75             | H | West Virginia | 96 54  | 130        | H | Purdue             | 92 60  |          |   |          |       |
| 9                         | N | Iowa           | 91 85  | 42        | H | Rutgers           | 85 68 | 78             | H | Michigan St.  | 76 62  | 141        | H | VCU                | 96 86  |          |   |          |       |
| 14                        | N | FGCU           | 90 83  | 43        | H | Minnesota         | 72 76 | 94             | H | Western Mich. | 83 46  | 160        | A | Wisconsin          | 85 73  |          |   |          |       |
|                           |   |                |        | 43        | N | Minnesota         | 83 71 |                |   |               |        | 166        | A | Indiana            | 103 49 |          |   |          |       |
|                           |   |                |        | 49        | H | Arkansas St.      | 67 52 |                |   |               |        | 166        | H | Indiana            | 78 70  |          |   |          |       |
|                           |   |                |        |           |   |                   |       |                |   |               |        | 196        | H | Winthrop           | 66 52  |          |   |          |       |
|                           |   |                |        |           |   |                   |       |                |   |               |        | 198        | N | Clemson            | 86 77  |          |   |          |       |
|                           |   |                |        |           |   |                   |       |                |   |               |        | 227        | A | Penn St.           | 88 70  |          |   |          |       |
|                           |   |                |        |           |   |                   |       |                |   |               |        | 227        | H | Penn St.           | 69 60  |          |   |          |       |
|                           |   |                |        |           |   |                   |       |                |   |               |        | 319        | H | Saint Francis (PA) | 113 97 |          |   |          |       |
| LAST 12 Division I GAMES: |   |                |        |           |   |                   |       |                |   |               |        |            |   |                    |        |          |   |          |       |
|                           |   | 6 N Maryland   | 74 77  |           |   | 130 H Purdue      | 92 60 |                |   |               |        |            |   |                    |        |          |   |          |       |
|                           |   | 9 N Iowa       | 91 85  |           |   | 109 A Illinois    | 55 66 |                |   |               |        |            |   |                    |        |          |   |          |       |
|                           |   | 43 N Minnesota | 83 71  |           |   | 69 H Michigan     | 77 73 |                |   |               |        |            |   |                    |        |          |   |          |       |
|                           |   | 36 A Nebraska  | 78 60  |           |   | 166 H Indiana     | 78 70 |                |   |               |        |            |   |                    |        |          |   |          |       |
|                           |   | 227 A Penn St. | 88 70  |           |   | 9 A Iowa          | 65 73 |                |   |               |        |            |   |                    |        |          |   |          |       |
|                           |   | 9 H Iowa       | 100 82 |           |   | 78 H Michigan St. | 76 62 |                |   |               |        |            |   |                    |        |          |   |          |       |

Non-Div I Games:

Ohio St.

## Oklahoma

Through Games Of March 10, 2015

|                   |          |           |                |            |             |               |      |      |       |           |
|-------------------|----------|-----------|----------------|------------|-------------|---------------|------|------|-------|-----------|
| Average RPI Win:  | 104      | WON-LOST  | WINNING        | LAST 10    | STRENGTH OF | OPP. STRENGTH | TEAM | ADJ. | CONF. | ADJ CONF. |
| Average RPI Loss: | 37       | RECORD    | PCT. RANK      | GAMES      | SCHEDULE    | OF SCHEDULE   | RPI  | RPI  | RPI   | RPI       |
| DIV. I ONLY       | 20- 11   | 84        | 6- 4           | 13         | 2           | 22            | 22   | 1    | 1     |           |
| DIV. I NON-CONF.  | 6- 5     | 145       | 0- 0           | 70         | 8           | 79            | 79   | 1    | 1     |           |
| TOTALS            | RPI 1-25 | RPI 26-50 | W-L RECORDS    | RPI 51-100 | RPI 101-150 | RPI 150+      |      |      |       |           |
| 20- 11            | 2- 5     | 3- 3      | OVERALL        | 7- 2       | 5- 1        | 3- 0          |      |      |       |           |
| 12- 1             | 2- 0     | 2- 0      | HOME           | 4- 0       | 2- 1        | 2- 0          |      |      |       |           |
| 6- 7              | 0- 3     | 1- 2      | AWAY           | 2- 2       | 2- 0        | 1- 0          |      |      |       |           |
| 2- 3              | 0- 2     | 0- 1      | NEUTRAL        | 1- 0       | 1- 0        | 0- 0          |      |      |       |           |
| 6- 5              | 0- 2     | 1- 3      | NON-CONFERENCE | 0- 0       | 2- 0        | 3- 0          |      |      |       |           |
| 4- 0              | 0- 0     | 1- 0      | HOME           | 0- 0       | 1- 0        | 2- 0          |      |      |       |           |
| 1- 3              | 0- 1     | 0- 2      | AWAY           | 0- 0       | 0- 0        | 1- 0          |      |      |       |           |
| 1- 2              | 0- 1     | 0- 1      | NEUTRAL        | 0- 0       | 1- 0        | 0- 0          |      |      |       |           |
| 14- 6             | 2- 3     | 2- 0      | CONFERENCE     | 7- 2       | 3- 1        | 0- 0          |      |      |       |           |
| 8- 1              | 2- 0     | 1- 0      | HOME           | 4- 0       | 1- 1        | 0- 0          |      |      |       |           |
| 5- 4              | 0- 2     | 1- 0      | AWAY           | 2- 2       | 2- 0        | 0- 0          |      |      |       |           |
| 1- 1              | 0- 1     | 0- 0      | NEUTRAL        | 1- 0       | 0- 0        | 0- 0          |      |      |       |           |

| RPI                       | S | Opponent      | Score | RPI | S | Opponent      | Score | RPI | S | Opponent      | Score | RPI | S | Opponent    | Score  |
|---------------------------|---|---------------|-------|-----|---|---------------|-------|-----|---|---------------|-------|-----|---|-------------|--------|
| 4                         | A | Baylor        | 66 89 | 26  | N | South Fla.    | 68 83 | 56  | A | Iowa St.      | 76 84 | 107 | A | Kansas      | 69 57  |
| 4                         | H | Baylor        | 68 64 | 31  | A | UALR          | 62 66 | 56  | H | Iowa St.      | 75 66 | 107 | H | Kansas      | 58 65  |
| 8                         | N | Kentucky      | 88 92 | 32  | H | Washington    | 90 80 | 62  | A | Kansas St.    | 73 64 | 109 | N | Illinois    | 78 76  |
| 15                        | A | Duke          | 72 92 | 44  | A | Arkansas      | 64 71 | 62  | H | Kansas St.    | 66 58 | 124 | H | Yale        | 71 54  |
| 21                        | A | Texas         | 81 84 | 46  | A | Oklahoma St.  | 66 56 | 74  | A | TCU           | 97 81 | 137 | A | Texas Tech  | 75 58  |
| 21                        | H | Texas         | 70 59 | 46  | H | Oklahoma St.  | 73 54 | 74  | H | TCU           | 77 54 | 137 | H | Texas Tech  | 70 64  |
| 21                        | N | Texas         | 46 59 |     |   |               |       | 75  | A | West Virginia | 69 78 | 186 | H | Lamar       | 100 73 |
|                           |   |               |       |     |   |               |       | 75  | H | West Virginia | 71 60 | 318 | H | Bradley     | 104 55 |
|                           |   |               |       |     |   |               |       | 75  | N | West Virginia | 67 55 | 330 | A | North Texas | 68 39  |
| LAST 12 Division I GAMES: |   |               |       |     |   |               |       |     |   |               |       |     |   |             |        |
| 21                        | N | Texas         | 46 59 | 56  | A | Iowa St.      | 76 84 |     |   |               |       |     |   |             |        |
| 75                        | N | West Virginia | 67 55 | 74  | H | TCU           | 77 54 |     |   |               |       |     |   |             |        |
| 46                        | A | Oklahoma St.  | 66 56 | 4   | A | Baylor        | 66 89 |     |   |               |       |     |   |             |        |
| 107                       | H | Kansas        | 58 65 | 62  | H | Kansas St.    | 66 58 |     |   |               |       |     |   |             |        |
| 4                         | H | Baylor        | 68 64 | 56  | H | Iowa St.      | 75 66 |     |   |               |       |     |   |             |        |
| 62                        | A | Kansas St.    | 73 64 | 75  | A | West Virginia | 69 78 |     |   |               |       |     |   |             |        |

Non-Div I Games:

Oklahoma

■ Loss, 
 ■ Non-Conf, S Site, 
 ■ Home 
 ■ Away 
 N Neutral

|                   |          |           |                |            |             |               |      |      |       |           |
|-------------------|----------|-----------|----------------|------------|-------------|---------------|------|------|-------|-----------|
| Average RPI Win:  | 153      | WON-LOST  | WINNING        | LAST 10    | STRENGTH OF | OPP. STRENGTH | TEAM | ADJ. | CONF. | ADJ CONF. |
| Average RPI Loss: | 34       | RECORD    | PCT. RANK      | GAMES      | SCHEDULE    | OF SCHEDULE   | RPI  | RPI  | RPI   | RPI       |
| DIV. I ONLY       | 20- 11   | 84        | 7- 3           | 41         | 33          | 46            | 46   | 1    | 1     |           |
| DIV. I NON-CONF.  | 10- 1    | 17        | 0- 0           | 275        | 248         | 59            | 59   | 1    | 1     |           |
| TOTALS            | RPI 1-25 | RPI 26-50 | W-L RECORDS    | RPI 51-100 | RPI 101-150 | RPI 150+      |      |      |       |           |
| 20- 11            | 1- 7     | 0- 0      | OVERALL        | 6- 4       | 6- 0        | 7- 0          |      |      |       |           |
| 13- 4             | 1- 2     | 0- 0      | HOME           | 2- 2       | 4- 0        | 6- 0          |      |      |       |           |
| 6- 6              | 0- 4     | 0- 0      | AWAY           | 3- 2       | 2- 0        | 1- 0          |      |      |       |           |
| 1- 1              | 0- 1     | 0- 0      | NEUTRAL        | 1- 0       | 0- 0        | 0- 0          |      |      |       |           |
| 10- 1             | 0- 1     | 0- 0      | NON-CONFERENCE | 1- 0       | 2- 0        | 7- 0          |      |      |       |           |
| 8- 0              | 0- 0     | 0- 0      | HOME           | 0- 0       | 2- 0        | 6- 0          |      |      |       |           |
| 2- 1              | 0- 1     | 0- 0      | AWAY           | 1- 0       | 0- 0        | 1- 0          |      |      |       |           |
| 0- 0              | 0- 0     | 0- 0      | NEUTRAL        | 0- 0       | 0- 0        | 0- 0          |      |      |       |           |
| 10- 10            | 1- 6     | 0- 0      | CONFERENCE     | 5- 4       | 4- 0        | 0- 0          |      |      |       |           |
| 5- 4              | 1- 2     | 0- 0      | HOME           | 2- 2       | 2- 0        | 0- 0          |      |      |       |           |
| 4- 5              | 0- 3     | 0- 0      | AWAY           | 2- 2       | 2- 0        | 0- 0          |      |      |       |           |
| 1- 1              | 0- 1     | 0- 0      | NEUTRAL        | 1- 0       | 0- 0        | 0- 0          |      |      |       |           |

| RPI 1-25                  |   |                  |       | RPI 26-50 |   |                    |       | Team's RPI: 46 |   |          |       | RPI 51-100 |   |                     |       | RPI 101+ |   |                  |       |
|---------------------------|---|------------------|-------|-----------|---|--------------------|-------|----------------|---|----------|-------|------------|---|---------------------|-------|----------|---|------------------|-------|
| RPI                       | S | Opponent         | Score | RPI       | S | Opponent           | Score | RPI            | S | Opponent | Score | RPI        | S | Opponent            | Score | RPI      | S | Opponent         | Score |
| 4                         | A | Baylor           | 45 61 |           |   |                    |       |                |   |          |       | 56         | A | Iowa St.            | 63 62 | 107      | A | Kansas           | 65 57 |
| 4                         | H | Baylor           | 52 69 |           |   |                    |       |                |   |          |       | 56         | H | Iowa St.            | 60 48 | 107      | H | Kansas           | 80 76 |
| 4                         | N | Baylor           | 52 69 |           |   |                    |       |                |   |          |       | 56         | N | Iowa St.            | 67 58 | 123      | H | Missouri St.     | 77 36 |
| 17                        | A | North Carolina   | 77 79 |           |   |                    |       |                |   |          |       | 62         | A | Kansas St.          | 51 52 | 137      | A | Texas Tech       | 47 44 |
| 21                        | A | Texas            | 42 59 |           |   |                    |       |                |   |          |       | 62         | H | Kansas St.          | 69 47 | 137      | H | Texas Tech       | 66 35 |
| 21                        | H | Texas            | 66 60 |           |   |                    |       |                |   |          |       | 74         | A | TCU                 | 66 70 | 148      | H | Texas St.        | 64 37 |
| 22                        | A | Oklahoma         | 54 73 |           |   |                    |       |                |   |          |       | 74         | H | TCU                 | 62 71 | 190      | H | Texas Southern   | 77 58 |
| 22                        | H | Oklahoma         | 56 66 |           |   |                    |       |                |   |          |       | 75         | A | West Virginia       | 52 46 | 228      | H | Northwestern St. | 89 44 |
|                           |   |                  |       |           |   |                    |       |                |   |          |       | 75         | H | West Virginia       | 49 61 | 258      | A | Weber St.        | 55 49 |
|                           |   |                  |       |           |   |                    |       |                |   |          |       | 95         | A | Southern California | 66 62 | 270      | H | Loyola Marymount | 76 65 |
|                           |   |                  |       |           |   |                    |       |                |   |          |       |            |   |                     |       | 293      | H | Morgan St.       | 73 43 |
|                           |   |                  |       |           |   |                    |       |                |   |          |       |            |   |                     |       | 302      | H | New Orleans      | 84 33 |
|                           |   |                  |       |           |   |                    |       |                |   |          |       |            |   |                     |       | 337      | H | Ark.-Pine Bluff  | 90 45 |
| LAST 12 Division I GAMES: |   |                  |       |           |   |                    |       |                |   |          |       |            |   |                     |       |          |   |                  |       |
|                           |   | 4 N Baylor       | 52 69 |           |   | 75 A West Virginia | 52 46 |                |   |          |       |            |   |                     |       |          |   |                  |       |
|                           |   | 56 N Iowa St.    | 67 58 |           |   | 56 H Iowa St.      | 60 48 |                |   |          |       |            |   |                     |       |          |   |                  |       |
|                           |   | 22 H Oklahoma    | 56 66 |           |   | 21 H Texas         | 66 60 |                |   |          |       |            |   |                     |       |          |   |                  |       |
|                           |   | 137 A Texas Tech | 47 44 |           |   | 107 A Kansas       | 65 57 |                |   |          |       |            |   |                     |       |          |   |                  |       |
|                           |   | 21 A Texas       | 42 59 |           |   | 4 H Baylor         | 52 69 |                |   |          |       |            |   |                     |       |          |   |                  |       |
|                           |   | 107 H Kansas     | 80 76 |           |   | 56 A Iowa St.      | 63 62 |                |   |          |       |            |   |                     |       |          |   |                  |       |

Non-Div I Games:

Oklahoma St.

■ Loss, 
 ■ Non-Conf, 
 S Site, 
 ■ Home 
 ■ Away 
 N Neutral



| Average RPI Win:  | 234      | WON-LOST  | WINNING        | LAST 10    | STRENGTH OF | OPP. STRENGTH | TEAM | ADJ. | CONF. | ADJ CONF. |
|-------------------|----------|-----------|----------------|------------|-------------|---------------|------|------|-------|-----------|
| Average RPI Loss: | 97       | RECORD    | PCT. RANK      | GAMES      | SCHEDULE    | OF SCHEDULE   | RPI  | RPI  | RPI   | RPI       |
| DIV. I ONLY       | 18- 11   | 93        | 6- 4           | 193        | 133         | 128           | 128  | 17   | 17    |           |
| DIV. I NON-CONF.  | 7- 4     | 107       | 0- 0           | 191        | 84          | 133           | 133  | 18   | 18    |           |
| TOTALS            | RPI 1-25 | RPI 26-50 | W-L RECORDS    | RPI 51-100 | RPI 101-150 | RPI 150+      |      |      |       |           |
| 18- 11            | 0- 3     | 0- 2      | OVERALL        | 0- 2       | 2- 0        | 16- 4         |      |      |       |           |
| 9- 6              | 0- 1     | 0- 1      | HOME           | 0- 1       | 1- 0        | 8- 3          |      |      |       |           |
| 7- 5              | 0- 2     | 0- 1      | AWAY           | 0- 1       | 1- 0        | 6- 1          |      |      |       |           |
| 2- 0              | 0- 0     | 0- 0      | NEUTRAL        | 0- 0       | 0- 0        | 2- 0          |      |      |       |           |
| 7- 4              | 0- 3     | 0- 0      | NON-CONFERENCE | 0- 0       | 1- 0        | 6- 1          |      |      |       |           |
| 4- 2              | 0- 1     | 0- 0      | HOME           | 0- 0       | 1- 0        | 3- 1          |      |      |       |           |
| 1- 2              | 0- 2     | 0- 0      | AWAY           | 0- 0       | 0- 0        | 1- 0          |      |      |       |           |
| 2- 0              | 0- 0     | 0- 0      | NEUTRAL        | 0- 0       | 0- 0        | 2- 0          |      |      |       |           |
| 11- 7             | 0- 0     | 0- 2      | CONFERENCE     | 0- 2       | 1- 0        | 10- 3         |      |      |       |           |
| 5- 4              | 0- 0     | 0- 1      | HOME           | 0- 1       | 0- 0        | 5- 2          |      |      |       |           |
| 6- 3              | 0- 0     | 0- 1      | AWAY           | 0- 1       | 1- 0        | 5- 1          |      |      |       |           |
| 0- 0              | 0- 0     | 0- 0      | NEUTRAL        | 0- 0       | 0- 0        | 0- 0          |      |      |       |           |

| RPI 1-25                  |   |                |        | RPI 26-50 |   |               |       | RPI 51-100 |   |                |       | RPI 101+ Team's RPI: 128 |   |                |       |
|---------------------------|---|----------------|--------|-----------|---|---------------|-------|------------|---|----------------|-------|--------------------------|---|----------------|-------|
| RPI                       | S | Opponent       | Score  | RPI       | S | Opponent      | Score | RPI        | S | Opponent       | Score | RPI                      | S | Opponent       | Score |
| 7                         | A | Louisville     | 46 100 | 30        | A | Western Ky.   | 62 71 | 66         | H | Middle Tenn.   | 48 65 | 121                      | A | Louisiana Tech | 72 71 |
| 15                        | H | Duke           | 66 82  | 30        | H | Western Ky.   | 60 76 | 93         | A | Southern Miss. | 53 70 | 141                      | H | VCU            | 66 44 |
| 23                        | A | California     | 59 79  |           |   |               |       |            |   |                |       | 173                      | H | UTSA           | 51 52 |
|                           |   |                |        |           |   |               |       |            |   |                |       | 174                      | A | Charlotte      | 67 82 |
|                           |   |                |        |           |   |               |       |            |   |                |       | 174                      | H | Charlotte      | 66 57 |
|                           |   |                |        |           |   |               |       |            |   |                |       | 175                      | A | Marshall       | 67 55 |
|                           |   |                |        |           |   |               |       |            |   |                |       | 175                      | H | Marshall       | 37 69 |
|                           |   |                |        |           |   |               |       |            |   |                |       | 178                      | H | William & Mary | 65 58 |
|                           |   |                |        |           |   |               |       |            |   |                |       | 182                      | H | UAB            | 58 46 |
|                           |   |                |        |           |   |               |       |            |   |                |       | 200                      | A | Virginia Tech  | 69 62 |
|                           |   |                |        |           |   |               |       |            |   |                |       | 207                      | N | Ill.-Chicago   | 61 55 |
|                           |   |                |        |           |   |               |       |            |   |                |       | 217                      | A | Fla. Atlantic  | 72 44 |
|                           |   |                |        |           |   |               |       |            |   |                |       | 242                      | H | Presbyterian   | 41 26 |
|                           |   |                |        |           |   |               |       |            |   |                |       | 244                      | H | UTEP           | 79 50 |
|                           |   |                |        |           |   |               |       |            |   |                |       | 266                      | A | Rice           | 62 55 |
|                           |   |                |        |           |   |               |       |            |   |                |       | 266                      | H | Rice           | 83 68 |
|                           |   |                |        |           |   |               |       |            |   |                |       | 274                      | N | Miami (OH)     | 69 63 |
|                           |   |                |        |           |   |               |       |            |   |                |       | 278                      | H | Rider          | 56 59 |
|                           |   |                |        |           |   |               |       |            |   |                |       | 330                      | A | North Texas    | 54 44 |
|                           |   |                |        |           |   |               |       |            |   |                |       | 330                      | H | North Texas    | 70 48 |
|                           |   |                |        |           |   |               |       |            |   |                |       | 333                      | A | FIU            | 80 67 |
|                           |   |                |        |           |   |               |       |            |   |                |       | 340                      | H | Howard         | 75 54 |
| LAST 12 Division I GAMES: |   |                |        |           |   |               |       |            |   |                |       |                          |   |                |       |
| 30                        | A | Western Ky.    | 62 71  | 244       | H | UTEP          | 79 50 |            |   |                |       |                          |   |                |       |
| 175                       | A | Marshall       | 67 55  | 173       | H | UTSA          | 51 52 |            |   |                |       |                          |   |                |       |
| 330                       | H | North Texas    | 70 48  | 174       | A | Charlotte     | 67 82 |            |   |                |       |                          |   |                |       |
| 266                       | H | Rice           | 83 68  | 217       | A | Fla. Atlantic | 72 44 |            |   |                |       |                          |   |                |       |
| 121                       | A | Louisiana Tech | 72 71  | 333       | A | FIU           | 80 67 |            |   |                |       |                          |   |                |       |
| 93                        | A | Southern Miss. | 53 70  | 182       | H | UAB           | 58 46 |            |   |                |       |                          |   |                |       |

Non-Div I Games:

Old Dominion

■ Loss, 
 ■ Non-Conf, S Site, 
 ■ Home 
 ■ Away 
 N Neutral

| Average RPI Win:  | 206      | WON-LOST  | WINNING        | LAST 10    | STRENGTH OF | OPP. STRENGTH | TEAM | ADJ. | CONF. | ADJ CONF. |
|-------------------|----------|-----------|----------------|------------|-------------|---------------|------|------|-------|-----------|
| Average RPI Loss: | 36       | RECORD    | PCT. RANK      | GAMES      | SCHEDULE    | OF SCHEDULE   | RPI  | RPI  | RPI   | RPI       |
| DIV. I ONLY       | 17- 13   | 126       | 3- 7           | 65         | 63          | 101           | 101  | 2    | 2     |           |
| DIV. I NON-CONF.  | 10- 3    | 52        | 0- 0           | 297        | 310         | 162           | 162  | 4    | 4     |           |
| TOTALS            | RPI 1-25 | RPI 26-50 | W-L RECORDS    | RPI 51-100 | RPI 101-150 | RPI 150+      |      |      |       |           |
| 17- 13            | 1- 4     | 1- 5      | OVERALL        | 3- 3       | 1- 1        | 11- 0         |      |      |       |           |
| 13- 5             | 1- 3     | 1- 1      | HOME           | 3- 1       | 0- 0        | 8- 0          |      |      |       |           |
| 3- 7              | 0- 1     | 0- 3      | AWAY           | 0- 2       | 1- 1        | 2- 0          |      |      |       |           |
| 1- 1              | 0- 0     | 0- 1      | NEUTRAL        | 0- 0       | 0- 0        | 1- 0          |      |      |       |           |
| 10- 3             | 0- 1     | 0- 1      | NON-CONFERENCE | 1- 1       | 0- 0        | 9- 0          |      |      |       |           |
| 8- 2              | 0- 1     | 0- 0      | HOME           | 1- 1       | 0- 0        | 7- 0          |      |      |       |           |
| 1- 1              | 0- 0     | 0- 1      | AWAY           | 0- 0       | 0- 0        | 1- 0          |      |      |       |           |
| 1- 0              | 0- 0     | 0- 0      | NEUTRAL        | 0- 0       | 0- 0        | 1- 0          |      |      |       |           |
| 7- 10             | 1- 3     | 1- 4      | CONFERENCE     | 2- 2       | 1- 1        | 2- 0          |      |      |       |           |
| 5- 3              | 1- 2     | 1- 1      | HOME           | 2- 0       | 0- 0        | 1- 0          |      |      |       |           |
| 2- 6              | 0- 1     | 0- 2      | AWAY           | 0- 2       | 1- 1        | 1- 0          |      |      |       |           |
| 0- 1              | 0- 0     | 0- 1      | NEUTRAL        | 0- 0       | 0- 0        | 0- 0          |      |      |       |           |

| RPI                       | S | Opponent        | Score | RPI | S | Opponent        | Score | RPI | S | Opponent       | Score | RPI | S | Opponent          | Score | Team's RPI: 101 |
|---------------------------|---|-----------------|-------|-----|---|-----------------|-------|-----|---|----------------|-------|-----|---|-------------------|-------|-----------------|
| 2                         | H | Tennessee       | 49 69 | 29  | A | Mississippi St. | 47 55 | 58  | A | LSU            | 41 70 | 102 | A | Missouri          | 58 72 |                 |
| 3                         | H | South Carolina  | 59 77 | 29  | H | Mississippi St. | 62 64 | 58  | H | LSU            | 58 57 | 150 | A | Auburn            | 51 46 |                 |
| 4                         | H | Baylor          | 54 96 | 30  | A | Western Ky.     | 69 98 | 59  | H | Georgia        | 55 52 | 161 | A | Florida           | 64 57 |                 |
| 8                         | A | Kentucky        | 58 64 | 34  | A | Texas A&M       | 49 58 | 63  | A | Vanderbilt     | 54 58 | 199 | H | Alabama           | 77 63 |                 |
| 8                         | H | Kentucky        | 67 59 | 44  | H | Arkansas        | 71 57 | 66  | H | Middle Tenn.   | 65 71 | 230 | H | Southern U.       | 91 68 |                 |
|                           |   |                 |       | 44  | N | Arkansas        | 61 72 | 93  | H | Southern Miss. | 68 66 | 238 | N | Utah              | 52 38 |                 |
|                           |   |                 |       |     |   |                 |       |     |   |                |       | 285 | A | Nevada            | 77 66 |                 |
|                           |   |                 |       |     |   |                 |       |     |   |                |       | 312 | H | Grambling         | 92 67 |                 |
|                           |   |                 |       |     |   |                 |       |     |   |                |       | 316 | H | Southeast Mo. St. | 58 57 |                 |
|                           |   |                 |       |     |   |                 |       |     |   |                |       | 317 | H | South Ala.        | 88 48 |                 |
|                           |   |                 |       |     |   |                 |       |     |   |                |       | 332 | H | Southeastern La.  | 79 71 |                 |
|                           |   |                 |       |     |   |                 |       |     |   |                |       | 346 | H | Alabama A&M       | 71 47 |                 |
|                           |   |                 |       |     |   |                 |       |     |   |                |       | 349 | H | Mississippi Val.  | 91 38 |                 |
| LAST 12 Division I GAMES: |   |                 |       |     |   |                 |       |     |   |                |       |     |   |                   |       |                 |
| 44                        | N | Arkansas        | 61 72 | 2   | H | Tennessee       | 49 69 |     |   |                |       |     |   |                   |       |                 |
| 29                        | A | Mississippi St. | 47 55 | 63  | A | Vanderbilt      | 54 58 |     |   |                |       |     |   |                   |       |                 |
| 58                        | H | LSU             | 58 57 | 3   | H | South Carolina  | 59 77 |     |   |                |       |     |   |                   |       |                 |
| 8                         | H | Kentucky        | 67 59 | 58  | A | LSU             | 41 70 |     |   |                |       |     |   |                   |       |                 |
| 150                       | A | Auburn          | 51 46 | 29  | H | Mississippi St. | 62 64 |     |   |                |       |     |   |                   |       |                 |
| 102                       | A | Missouri        | 58 72 | 34  | A | Texas A&M       | 49 58 |     |   |                |       |     |   |                   |       |                 |

Non-Div I Games:

Ole Miss

■ Loss, 
■ Non-Conf, 
■ S Site, 
■ H Home 
■ A Away 
N Neutral

|                   |          |           |                |            |             |               |      |      |       |           |
|-------------------|----------|-----------|----------------|------------|-------------|---------------|------|------|-------|-----------|
| Average RPI Win:  | 257      | WON-LOST  | WINNING        | LAST 10    | STRENGTH OF | OPP. STRENGTH | TEAM | ADJ. | CONF. | ADJ CONF. |
| Average RPI Loss: | 191      | RECORD    | PCT. RANK      | GAMES      | SCHEDULE    | OF SCHEDULE   | RPI  | RPI  | RPI   | RPI       |
| DIV. I ONLY       | 8- 18    | 276       | 4- 6           | 267        | 292         | 294           | 294  | 25   | 25    |           |
| DIV. I NON-CONF.  | 3- 7     | 250       | 0- 0           | 279        | 347         | 308           | 308  | 25   | 25    |           |
| TOTALS            | RPI 1-25 | RPI 26-50 | W-L RECORDS    | RPI 51-100 | RPI 101-150 | RPI 150+      |      |      |       |           |
| 8- 18             | 0- 0     | 0- 2      | OVERALL        | 0- 3       | 1- 1        | 7- 12         |      |      |       |           |
| 6- 7              | 0- 0     | 0- 1      | HOME           | 0- 1       | 1- 1        | 5- 4          |      |      |       |           |
| 2- 11             | 0- 0     | 0- 1      | AWAY           | 0- 2       | 0- 0        | 2- 8          |      |      |       |           |
| 0- 0              | 0- 0     | 0- 0      | NEUTRAL        | 0- 0       | 0- 0        | 0- 0          |      |      |       |           |
| 3- 7              | 0- 0     | 0- 0      | NON-CONFERENCE | 0- 1       | 1- 1        | 2- 5          |      |      |       |           |
| 2- 3              | 0- 0     | 0- 0      | HOME           | 0- 0       | 1- 1        | 1- 2          |      |      |       |           |
| 1- 4              | 0- 0     | 0- 0      | AWAY           | 0- 1       | 0- 0        | 1- 3          |      |      |       |           |
| 0- 0              | 0- 0     | 0- 0      | NEUTRAL        | 0- 0       | 0- 0        | 0- 0          |      |      |       |           |
| 5- 11             | 0- 0     | 0- 2      | CONFERENCE     | 0- 2       | 0- 0        | 5- 7          |      |      |       |           |
| 4- 4              | 0- 0     | 0- 1      | HOME           | 0- 1       | 0- 0        | 4- 2          |      |      |       |           |
| 1- 7              | 0- 0     | 0- 1      | AWAY           | 0- 1       | 0- 0        | 1- 5          |      |      |       |           |
| 0- 0              | 0- 0     | 0- 0      | NEUTRAL        | 0- 0       | 0- 0        | 0- 0          |      |      |       |           |

| RPI S                     | Opponent           | Score  | RPI S | Opponent           | Score | RPI S | Opponent       | Score | RPI S | Opponent           | Score | Team's RPI: 294 |
|---------------------------|--------------------|--------|-------|--------------------|-------|-------|----------------|-------|-------|--------------------|-------|-----------------|
| 47                        | A South Dakota St. | 66 101 | 47    | H South Dakota St. | 49 60 | 72    | A South Dakota | 69 83 | 117   | H Bakersfield      | 80 68 |                 |
|                           |                    |        |       |                    |       | 72    | H South Dakota | 48 64 | 138   | H Northern Colo.   | 58 67 |                 |
|                           |                    |        |       |                    |       | 88    | A Creighton    | 50 67 | 158   | A Oral Roberts     | 53 74 |                 |
|                           |                    |        |       |                    |       |       |                |       | 158   | H Oral Roberts     | 52 66 |                 |
|                           |                    |        |       |                    |       |       |                |       | 176   | H SIUE             | 54 69 |                 |
|                           |                    |        |       |                    |       |       |                |       | 177   | H North Dakota     | 52 72 |                 |
|                           |                    |        |       |                    |       |       |                |       | 216   | A IUPUI            | 49 68 |                 |
|                           |                    |        |       |                    |       |       |                |       | 216   | H IUPUI            | 66 49 |                 |
|                           |                    |        |       |                    |       |       |                |       | 233   | A Western Ill.     | 56 71 |                 |
|                           |                    |        |       |                    |       |       |                |       | 233   | H Western Ill.     | 54 51 |                 |
|                           |                    |        |       |                    |       |       |                |       | 267   | A North Dakota St. | 73 65 |                 |
|                           |                    |        |       |                    |       |       |                |       | 267   | H North Dakota St. | 60 77 |                 |
|                           |                    |        |       |                    |       |       |                |       | 283   | A Milwaukee        | 64 61 |                 |
|                           |                    |        |       |                    |       |       |                |       | 299   | A Eastern Ill.     | 66 77 |                 |
|                           |                    |        |       |                    |       |       |                |       | 309   | A Denver           | 53 60 |                 |
|                           |                    |        |       |                    |       |       |                |       | 309   | H Denver           | 53 40 |                 |
|                           |                    |        |       |                    |       |       |                |       | 313   | H Alcorn           | 59 39 |                 |
|                           |                    |        |       |                    |       |       |                |       | 315   | A IPFW             | 59 70 |                 |
|                           |                    |        |       |                    |       |       |                |       | 315   | H IPFW             | 70 61 |                 |
|                           |                    |        |       |                    |       |       |                |       | 326   | A Utah Valley      | 57 59 |                 |
|                           |                    |        |       |                    |       |       |                |       | 344   | A Air Force        | 57 65 |                 |
| LAST 12 Division I GAMES: |                    |        |       |                    |       |       |                |       |       |                    |       |                 |
| 309                       | H Denver           | 53 40  | 158   | H Oral Roberts     | 52 66 |       |                |       |       |                    |       |                 |
| 315                       | H IPFW             | 70 61  | 216   | A IUPUI            | 49 68 |       |                |       |       |                    |       |                 |
| 47                        | H South Dakota St. | 49 60  | 315   | A IPFW             | 59 70 |       |                |       |       |                    |       |                 |
| 267                       | A North Dakota St. | 73 65  | 158   | A Oral Roberts     | 53 74 |       |                |       |       |                    |       |                 |
| 72                        | A South Dakota     | 69 83  | 267   | H North Dakota St. | 60 77 |       |                |       |       |                    |       |                 |
| 233                       | H Western Ill.     | 54 51  | 216   | H IUPUI            | 66 49 |       |                |       |       |                    |       |                 |

Non-Div I Games: Peru St. 68 54 Graceland (IA) 89 54

Omaha

■ Loss, 
 ■ Non-Conf, S Site, 
 ■ Home 
 ■ Away 
 N Neutral

|                       |      |          |           |                |             |               |          |      |       |           |
|-----------------------|------|----------|-----------|----------------|-------------|---------------|----------|------|-------|-----------|
| Average RPI Win: 223  |      | WON-LOST | WINNING   | LAST 10        | STRENGTH OF | OPP. STRENGTH | TEAM     | ADJ. | CONF. | ADJ CONF. |
| Average RPI Loss: 136 |      | RECORD   | PCT. RANK | GAMES          | SCHEDULE    | OF SCHEDULE   | RPI      | RPI  | RPI   | RPI       |
| DIV. I ONLY           |      | 14- 15   | 188       | 6- 4           | 114         | 195           | 158      | 158  | 25    | 25        |
| DIV. I NON-CONF.      |      | 4- 7     | 221       | 0- 0           | 33          | 46            | 142      | 142  | 25    | 25        |
| TOTALS                |      | RPI 1-25 | RPI 26-50 | W-L RECORDS    | RPI 51-100  | RPI 101-150   | RPI 150+ |      |       |           |
| 14- 15                | 0- 2 |          | 0- 4      | OVERALL        | 1- 2        | 3- 0          | 10- 7    |      |       |           |
| 10- 2                 | 0- 0 |          | 0- 1      | HOME           | 1- 0        | 3- 0          | 6- 1     |      |       |           |
| 2- 11                 | 0- 0 |          | 0- 0      | AWAY           | 0- 0        | 0- 0          | 2- 0     |      |       |           |
| 2- 2                  | 0- 0 |          | 0- 1      | NEUTRAL        | 0- 0        | 0- 0          | 2- 1     |      |       |           |
| 4- 7                  | 0- 2 |          | 0- 1      | NON-CONFERENCE | 0- 1        | 3- 0          | 1- 3     |      |       |           |
| 3- 1                  | 0- 0 |          | 0- 0      | HOME           | 0- 0        | 3- 0          | 0- 1     |      |       |           |
| 0- 5                  | 0- 2 |          | 0- 1      | AWAY           | 0- 1        | 0- 0          | 0- 1     |      |       |           |
| 1- 1                  | 0- 0 |          | 0- 0      | NEUTRAL        | 0- 0        | 0- 0          | 1- 1     |      |       |           |
| 10- 8                 | 0- 0 |          | 0- 3      | CONFERENCE     | 1- 1        | 0- 0          | 9- 4     |      |       |           |
| 7- 1                  | 0- 0 |          | 0- 1      | HOME           | 1- 0        | 0- 0          | 6- 0     |      |       |           |
| 2- 6                  | 0- 0 |          | 0- 1      | AWAY           | 0- 1        | 0- 0          | 2- 4     |      |       |           |
| 1- 1                  | 0- 0 |          | 0- 1      | NEUTRAL        | 0- 0        | 0- 0          | 1- 0     |      |       |           |

| RPI 1-25                  |   |           |        | RPI 26-50 |   |                  |       | RPI 51-100 |   |                  |       | RPI 101+ |   |                  |       | Team's RPI: 158 |  |
|---------------------------|---|-----------|--------|-----------|---|------------------|-------|------------|---|------------------|-------|----------|---|------------------|-------|-----------------|--|
| RPI                       | S | Opponent  | Score  | RPI       | S | Opponent         | Score | RPI        | S | Opponent         | Score | RPI      | S | Opponent         | Score |                 |  |
| 2                         | A | Tennessee | 39 91  | 31        | A | UALR             | 43 54 | 62         | A | Kansas St.       | 47 53 | 114      | H | Tulsa            | 73 71 |                 |  |
| 4                         | A | Baylor    | 60 101 | 47        | A | South Dakota St. | 46 71 | 72         | A | South Dakota     | 70 93 | 119      | H | Eastern Mich.    | 63 62 |                 |  |
|                           |   |           |        | 47        | H | South Dakota St. | 52 66 | 72         | H | South Dakota     | 81 65 | 123      | H | Missouri St.     | 70 57 |                 |  |
|                           |   |           |        | 47        | N | South Dakota St. | 48 59 |            |   |                  |       | 160      | A | Wisconsin        | 52 70 |                 |  |
|                           |   |           |        |           |   |                  |       |            |   |                  |       | 181      | N | N.C. A&T         | 38 47 |                 |  |
|                           |   |           |        |           |   |                  |       |            |   |                  |       | 216      | A | IUPUI            | 52 85 |                 |  |
|                           |   |           |        |           |   |                  |       |            |   |                  |       | 216      | H | IUPUI            | 84 72 |                 |  |
|                           |   |           |        |           |   |                  |       |            |   |                  |       | 233      | A | Western Ill.     | 68 61 |                 |  |
|                           |   |           |        |           |   |                  |       |            |   |                  |       | 233      | H | Western Ill.     | 76 73 |                 |  |
|                           |   |           |        |           |   |                  |       |            |   |                  |       | 260      | N | Austin Peay      | 73 60 |                 |  |
|                           |   |           |        |           |   |                  |       |            |   |                  |       | 267      | A | North Dakota St. | 64 77 |                 |  |
|                           |   |           |        |           |   |                  |       |            |   |                  |       | 267      | H | North Dakota St. | 67 41 |                 |  |
|                           |   |           |        |           |   |                  |       |            |   |                  |       | 267      | N | North Dakota St. | 71 58 |                 |  |
|                           |   |           |        |           |   |                  |       |            |   |                  |       | 275      | H | Grand Canyon     | 51 54 |                 |  |
|                           |   |           |        |           |   |                  |       |            |   |                  |       | 294      | A | Omaha            | 66 52 |                 |  |
|                           |   |           |        |           |   |                  |       |            |   |                  |       | 294      | H | Omaha            | 74 53 |                 |  |
|                           |   |           |        |           |   |                  |       |            |   |                  |       | 309      | A | Denver           | 57 66 |                 |  |
|                           |   |           |        |           |   |                  |       |            |   |                  |       | 309      | H | Denver           | 65 44 |                 |  |
|                           |   |           |        |           |   |                  |       |            |   |                  |       | 315      | A | IPFW             | 63 73 |                 |  |
|                           |   |           |        |           |   |                  |       |            |   |                  |       | 315      | H | IPFW             | 84 56 |                 |  |
| LAST 12 Division I GAMES: |   |           |        |           |   |                  |       |            |   |                  |       |          |   |                  |       |                 |  |
|                           |   |           |        | 47        | N | South Dakota St. | 48 59 | 267        | H | North Dakota St. | 67 41 |          |   |                  |       |                 |  |
|                           |   |           |        | 267       | N | North Dakota St. | 71 58 | 309        | H | Denver           | 65 44 |          |   |                  |       |                 |  |
|                           |   |           |        | 315       | H | IPFW             | 84 56 | 294        | A | Omaha            | 66 52 |          |   |                  |       |                 |  |
|                           |   |           |        | 216       | A | IUPUI            | 52 85 | 72         | A | South Dakota     | 70 93 |          |   |                  |       |                 |  |
|                           |   |           |        | 233       | A | Western Ill.     | 68 61 | 47         | A | South Dakota St. | 46 71 |          |   |                  |       |                 |  |
|                           |   |           |        | 47        | H | South Dakota St. | 52 66 | 294        | H | Omaha            | 74 53 |          |   |                  |       |                 |  |

|                  |                       |    |               |    |    |
|------------------|-----------------------|----|---------------|----|----|
| Non-Div I Games: | Southwestern Christ88 | 49 | St. Gregory's | 86 | 61 |
|------------------|-----------------------|----|---------------|----|----|

Oral Roberts

■ Loss, ■ Non-Conf, S Site, H Home A Away N Neutral

## Oregon

Through Games Of March 10, 2015

| Average RPI Win:  | 188      | WON-LOST  | WINNING        | LAST 10    | STRENGTH OF | OPP. STRENGTH | TEAM | ADJ. | CONF. | ADJ CONF. |
|-------------------|----------|-----------|----------------|------------|-------------|---------------|------|------|-------|-----------|
| Average RPI Loss: | 72       | RECORD    | PCT. RANK      | GAMES      | SCHEDULE    | OF SCHEDULE   | RPI  | RPI  | RPI   | RPI       |
| DIV. I ONLY       | 13- 17   | 218       | 4- 6           | 90         | 47          | 180           | 180  | 5    | 5     |           |
| DIV. I NON-CONF.  | 7- 4     | 107       | 0- 0           | 283        | 128         | 205           | 205  | 5    | 5     |           |
| TOTALS            | RPI 1-25 | RPI 26-50 | W-L RECORDS    | RPI 51-100 | RPI 101-150 | RPI 150+      |      |      |       |           |
| 13- 17            | 1- 6     | 0- 3      | OVERALL        | 4- 5       | 0- 0        | 8- 3          |      |      |       |           |
| 10- 7             | 1- 4     | 0- 2      | HOME           | 2- 1       | 0- 0        | 7- 0          |      |      |       |           |
| 3- 7              | 0- 2     | 0- 1      | AWAY           | 2- 2       | 0- 0        | 1- 2          |      |      |       |           |
| 0- 3              | 0- 0     | 0- 0      | NEUTRAL        | 0- 2       | 0- 0        | 0- 1          |      |      |       |           |
| 7- 4              | 0- 1     | 0- 1      | NON-CONFERENCE | 0- 1       | 0- 0        | 7- 1          |      |      |       |           |
| 6- 2              | 0- 1     | 0- 1      | HOME           | 0- 0       | 0- 0        | 6- 0          |      |      |       |           |
| 1- 0              | 0- 0     | 0- 0      | AWAY           | 0- 0       | 0- 0        | 1- 0          |      |      |       |           |
| 0- 2              | 0- 0     | 0- 0      | NEUTRAL        | 0- 1       | 0- 0        | 0- 1          |      |      |       |           |
| 6- 13             | 1- 5     | 0- 2      | CONFERENCE     | 4- 4       | 0- 0        | 1- 2          |      |      |       |           |
| 4- 5              | 1- 3     | 0- 1      | HOME           | 2- 1       | 0- 0        | 1- 0          |      |      |       |           |
| 2- 7              | 0- 2     | 0- 1      | AWAY           | 2- 2       | 0- 0        | 0- 2          |      |      |       |           |
| 0- 1              | 0- 0     | 0- 0      | NEUTRAL        | 0- 1       | 0- 0        | 0- 0          |      |      |       |           |

| RPI S                     | Opponent         | Score | RPI S | Opponent         | Score | RPI S | Opponent              | Score | RPI S | Opponent         | Score  | Team's RPI: 180 |
|---------------------------|------------------|-------|-------|------------------|-------|-------|-----------------------|-------|-------|------------------|--------|-----------------|
| 16                        | A Arizona St.    | 58 70 | 32    | A Washington     | 55 70 | 54    | N American            | 64 72 | 168   | N Central Mich.  | 67 73  |                 |
| 16                        | H Arizona St.    | 52 72 | 32    | H Washington     | 69 91 | 70    | A Washington St.      | 70 69 | 195   | H Navy           | 72 64  |                 |
| 17                        | H North Carolina | 59 76 | 50    | H Fresno St.     | 59 68 | 70    | H Washington St.      | 76 79 | 214   | A Arizona        | 78 81  |                 |
| 18                        | A Oregon St.     | 37 70 |       |                  |       | 70    | N Washington St.      | 64 66 | 214   | H Arizona        | 75 61  |                 |
| 18                        | H Oregon St.     | 48 77 |       |                  |       | 92    | A UCLA                | 62 46 | 224   | H Santa Clara    | 92 88  |                 |
| 19                        | H Stanford       | 62 55 |       |                  |       | 92    | H UCLA                | 67 65 | 238   | A Utah           | 64 66  |                 |
| 23                        | H California     | 59 74 |       |                  |       | 95    | A Southern California | 54 70 | 262   | H Northern Ariz. | 59 47  |                 |
|                           |                  |       |       |                  |       | 95    | H Southern California | 63 57 | 273   | H Utah St.       | 100 77 |                 |
|                           |                  |       |       |                  |       | 99    | A Colorado            | 69 84 | 292   | A Portland       | 72 49  |                 |
|                           |                  |       |       |                  |       |       |                       |       | 306   | H Seattle        | 70 44  |                 |
|                           |                  |       |       |                  |       |       |                       |       | 311   | H Portland St.   | 63 56  |                 |
| LAST 12 Division I GAMES: |                  |       |       |                  |       |       |                       |       |       |                  |        |                 |
|                           |                  |       | 70    | N Washington St. | 64 66 | 214   | H Arizona             | 75 61 |       |                  |        |                 |
|                           |                  |       | 19    | H Stanford       | 62 55 | 32    | A Washington          | 55 70 |       |                  |        |                 |
|                           |                  |       | 23    | H California     | 59 74 | 70    | A Washington St.      | 70 69 |       |                  |        |                 |
|                           |                  |       | 99    | A Colorado       | 69 84 | 95    | H Southern California | 63 57 |       |                  |        |                 |
|                           |                  |       | 238   | A Utah           | 64 66 | 92    | H UCLA                | 67 65 |       |                  |        |                 |
|                           |                  |       | 16    | H Arizona St.    | 52 72 | 214   | A Arizona             | 78 81 |       |                  |        |                 |

Non-Div I Games:

Oregon

■ Loss, 
 ■ Non-Conf, 
 ■ S Site, 
 ■ H Home 
 ■ A Away 
 N Neutral

|                   |          |           |                |            |             |               |      |      |       |           |
|-------------------|----------|-----------|----------------|------------|-------------|---------------|------|------|-------|-----------|
| Average RPI Win:  | 131      | WON-LOST  | WINNING        | LAST 10    | STRENGTH OF | OPP. STRENGTH | TEAM | ADJ. | CONF. | ADJ CONF. |
| Average RPI Loss: | 38       | RECORD    | PCT. RANK      | GAMES      | SCHEDULE    | OF SCHEDULE   | RPI  | RPI  | RPI   | RPI       |
| DIV. I ONLY       | 25- 4    | 15        | 7- 3           | 64         | 18          | 18            | 18   | 5    | 5     |           |
| DIV. I NON-CONF.  | 9- 1     | 21        | 0- 0           | 156        | 30          | 26            | 26   | 5    | 5     |           |
| TOTALS            | RPI 1-25 | RPI 26-50 | W-L RECORDS    | RPI 51-100 | RPI 101-150 | RPI 150+      |      |      |       |           |
| 25- 4             | 4- 2     | 1- 1      | OVERALL        | 8- 1       | 2- 0        | 10- 0         |      |      |       |           |
| 12- 1             | 2- 1     | 1- 0      | HOME           | 3- 0       | 1- 0        | 5- 0          |      |      |       |           |
| 9- 2              | 2- 0     | 0- 0      | AWAY           | 4- 0       | 0- 0        | 3- 0          |      |      |       |           |
| 4- 1              | 0- 0     | 0- 0      | NEUTRAL        | 1- 1       | 1- 0        | 2- 0          |      |      |       |           |
| 9- 1              | 1- 1     | 0- 0      | NON-CONFERENCE | 1- 0       | 2- 0        | 5- 0          |      |      |       |           |
| 4- 0              | 0- 0     | 0- 0      | HOME           | 0- 0       | 1- 0        | 3- 0          |      |      |       |           |
| 1- 1              | 1- 1     | 0- 0      | AWAY           | 0- 0       | 0- 0        | 0- 0          |      |      |       |           |
| 4- 0              | 0- 0     | 0- 0      | NEUTRAL        | 1- 0       | 1- 0        | 2- 0          |      |      |       |           |
| 16- 3             | 3- 1     | 1- 1      | CONFERENCE     | 7- 1       | 0- 0        | 5- 0          |      |      |       |           |
| 8- 1              | 2- 1     | 1- 0      | HOME           | 3- 0       | 0- 0        | 2- 0          |      |      |       |           |
| 8- 1              | 1- 0     | 0- 1      | AWAY           | 4- 0       | 0- 0        | 3- 0          |      |      |       |           |
| 0- 1              | 0- 0     | 0- 0      | NEUTRAL        | 0- 1       | 0- 0        | 0- 0          |      |      |       |           |

| RPI                       | S | Opponent       | Score | RPI | S | Opponent   | Score | RPI | S | Opponent            | Score | RPI | S | Opponent       | Score  |
|---------------------------|---|----------------|-------|-----|---|------------|-------|-----|---|---------------------|-------|-----|---|----------------|--------|
| 2                         | A | Tennessee      | 63 74 | 32  | A | Washington | 67 76 | 51  | N | BYU                 | 71 61 | 133 | H | Sacramento St. | 109 61 |
| 16                        | A | Arizona St.    | 68 57 | 32  | H | Washington | 75 67 | 70  | A | Washington St.      | 61 56 | 144 | N | Butler         | 85 53  |
| 16                        | H | Arizona St.    | 70 64 |     |   |            |       | 70  | H | Washington St.      | 73 70 | 163 | N | Southern Ill.  | 71 55  |
| 17                        | A | North Carolina | 70 55 |     |   |            |       | 92  | A | UCLA                | 65 47 | 180 | A | Oregon         | 77 48  |
| 19                        | H | Stanford       | 58 69 |     |   |            |       | 92  | H | UCLA                | 82 64 | 180 | H | Oregon         | 70 37  |
| 23                        | H | California     | 73 55 |     |   |            |       | 95  | A | Southern California | 76 66 | 193 | H | Idaho          | 75 53  |
|                           |   |                |       |     |   |            |       | 95  | H | Southern California | 68 35 | 214 | A | Arizona        | 73 55  |
|                           |   |                |       |     |   |            |       | 99  | A | Colorado            | 66 44 | 214 | H | Arizona        | 73 48  |
|                           |   |                |       |     |   |            |       | 99  | N | Colorado            | 65 68 | 238 | A | Utah           | 52 42  |
|                           |   |                |       |     |   |            |       |     |   |                     |       | 273 | H | Utah St.       | 85 62  |
|                           |   |                |       |     |   |            |       |     |   |                     |       | 285 | N | Nevada         | 73 50  |
|                           |   |                |       |     |   |            |       |     |   |                     |       | 292 | H | Portland       | 87 65  |
| LAST 12 Division I GAMES: |   |                |       |     |   |            |       |     |   |                     |       |     |   |                |        |
|                           |   |                |       | 99  | N | Colorado   | 65 68 | 16  | H | Arizona St.         | 70 64 |     |   |                |        |
|                           |   |                |       | 23  | H | California | 73 55 | 70  | A | Washington St.      | 61 56 |     |   |                |        |
|                           |   |                |       | 19  | H | Stanford   | 58 69 | 32  | A | Washington          | 67 76 |     |   |                |        |
|                           |   |                |       | 238 | A | Utah       | 52 42 | 92  | H | UCLA                | 82 64 |     |   |                |        |
|                           |   |                |       | 99  | A | Colorado   | 66 44 | 95  | H | Southern California | 68 35 |     |   |                |        |
|                           |   |                |       | 214 | H | Arizona    | 73 48 | 16  | A | Arizona St.         | 68 57 |     |   |                |        |

Non-Div I Games: Concordia Portland 92 35

Oregon St.

■ Loss, 
 ■ Non-Conf, 
 ■ S Site, 
 ■ Home 
 ■ A Away 
 N Neutral

## Pacific

Through Games Of March 10, 2015

|                             |          |           |                |             |               |          |      |       |           |
|-----------------------------|----------|-----------|----------------|-------------|---------------|----------|------|-------|-----------|
| Average RPI Win: <b>180</b> | WON-LOST | WINNING   | LAST 10        | STRENGTH OF | OPP. STRENGTH | TEAM     | ADJ. | CONF. | ADJ CONF. |
| Average RPI Loss: <b>83</b> | RECORD   | PCT. RANK | GAMES          | SCHEDULE    | OF SCHEDULE   | RPI      | RPI  | RPI   | RPI       |
| DIV. I ONLY                 | 19- 9    | 70        | 7- 3           | 82          | 110           | 61       | 61   | 9     | 9         |
| DIV. I NON-CONF.            | 6- 3     | 92        | 0- 0           | 61          | 193           | 56       | 56   | 7     | 7         |
| TOTALS                      | RPI 1-25 | RPI 26-50 | W-L RECORDS    | RPI 51-100  | RPI 101-150   | RPI 150+ |      |       |           |
| 19- 9                       | 0- 1     | 1- 1      | OVERALL        | 5- 4        | 2- 2          | 11- 1    |      |       |           |
| 9- 4                        | 0- 1     | 0- 1      | HOME           | 3- 1        | 0- 1          | 6- 0     |      |       |           |
| 9- 4                        | 0- 0     | 1- 0      | AWAY           | 2- 3        | 1- 0          | 5- 1     |      |       |           |
| 1- 1                        | 0- 0     | 0- 0      | NEUTRAL        | 0- 0        | 1- 1          | 0- 0     |      |       |           |
| 6- 3                        | 0- 1     | 0- 0      | NON-CONFERENCE | 2- 1        | 1- 0          | 3- 1     |      |       |           |
| 3- 1                        | 0- 1     | 0- 0      | HOME           | 1- 0        | 0- 0          | 2- 0     |      |       |           |
| 2- 2                        | 0- 0     | 0- 0      | AWAY           | 1- 1        | 0- 0          | 1- 1     |      |       |           |
| 1- 0                        | 0- 0     | 0- 0      | NEUTRAL        | 0- 0        | 1- 0          | 0- 0     |      |       |           |
| 13- 6                       | 0- 0     | 1- 1      | CONFERENCE     | 3- 3        | 1- 2          | 8- 0     |      |       |           |
| 6- 3                        | 0- 0     | 0- 1      | HOME           | 2- 1        | 0- 1          | 4- 0     |      |       |           |
| 7- 2                        | 0- 0     | 1- 0      | AWAY           | 1- 2        | 1- 0          | 4- 0     |      |       |           |
| 0- 1                        | 0- 0     | 0- 0      | NEUTRAL        | 0- 0        | 0- 1          | 0- 0     |      |       |           |

| RPI 1-25                  |   |            |       | RPI 26-50 |   |               |       | RPI 51-100 |   |                 |       | Team's RPI: 61 |     | RPI 101+         |                  |       |  |
|---------------------------|---|------------|-------|-----------|---|---------------|-------|------------|---|-----------------|-------|----------------|-----|------------------|------------------|-------|--|
| RPI                       | S | Opponent   | Score | RPI       | S | Opponent      | Score | RPI        | S | Opponent        | Score |                | RPI | S                | Opponent         | Score |  |
| 23                        | H | California | 64 84 | 39        | A | Gonzaga       | 71 59 | 51         | A | BYU             | 72 89 |                | 132 | A                | San Francisco    | 92 54 |  |
|                           |   |            |       | 39        | H | Gonzaga       | 63 73 | 51         | H | BYU             | 86 82 |                | 132 | H                | San Francisco    | 79 91 |  |
|                           |   |            |       |           |   |               |       | 55         | A | San Diego       | 52 56 |                | 132 | N                | San Francisco    | 64 74 |  |
|                           |   |            |       |           |   |               |       | 55         | H | San Diego       | 53 63 |                | 135 | N                | New Mexico St.   | 67 62 |  |
|                           |   |            |       |           |   |               |       | 60         | A | St. Mary's (CA) | 88 86 |                | 167 | A                | UC Davis         | 53 60 |  |
|                           |   |            |       |           |   |               |       | 60         | H | St. Mary's (CA) | 61 48 |                | 194 | H                | Iona             | 64 49 |  |
|                           |   |            |       |           |   |               |       | 71         | A | Hawaii          | 69 61 |                | 224 | A                | Santa Clara      | 61 59 |  |
|                           |   |            |       |           |   |               |       | 97         | A | Long Beach St.  | 43 53 |                | 224 | H                | Santa Clara      | 87 75 |  |
|                           |   |            |       |           |   |               |       | 98         | H | Montana         | 62 50 |                | 229 | A                | Pepperdine       | 63 59 |  |
|                           |   |            |       |           |   |               |       |            |   |                 |       |                | 229 | H                | Pepperdine       | 77 60 |  |
|                           |   |            |       |           |   |               |       |            |   |                 |       |                | 270 | A                | Loyola Marymount | 84 61 |  |
|                           |   |            |       |           |   |               |       |            |   |                 |       |                | 270 | H                | Loyola Marymount | 89 69 |  |
|                           |   |            |       |           |   |               |       |            |   |                 |       |                | 273 | H                | Utah St.         | 70 62 |  |
|                           |   |            |       |           |   |               |       |            |   |                 |       |                | 285 | A                | Nevada           | 64 53 |  |
|                           |   |            |       |           |   |               |       |            |   |                 |       |                | 292 | A                | Portland         | 80 78 |  |
|                           |   |            |       |           |   |               |       |            |   |                 |       |                | 292 | H                | Portland         | 71 69 |  |
| LAST 12 Division I GAMES: |   |            |       |           |   |               |       |            |   |                 |       |                |     |                  |                  |       |  |
|                           |   |            |       | 132       | N | San Francisco | 64 74 |            |   |                 |       | 55             | H   | San Diego        | 53 63            |       |  |
|                           |   |            |       | 132       | H | San Francisco | 79 91 |            |   |                 |       | 60             | H   | St. Mary's (CA)  | 61 48            |       |  |
|                           |   |            |       | 224       | H | Santa Clara   | 87 75 |            |   |                 |       | 270            | A   | Loyola Marymount | 84 61            |       |  |
|                           |   |            |       | 39        | A | Gonzaga       | 71 59 |            |   |                 |       | 229            | A   | Pepperdine       | 63 59            |       |  |
|                           |   |            |       | 292       | A | Portland      | 80 78 |            |   |                 |       | 39             | H   | Gonzaga          | 63 73            |       |  |
|                           |   |            |       | 51        | H | BYU           | 86 82 |            |   |                 |       | 292            | H   | Portland         | 71 69            |       |  |

Non-Div I Games: Cal St. Stanislaus 98 67 Cal Maritime 70 23

Pacific

■ Loss, 
■ Non-Conf, S Site, 
■ Home 
■ Away 
N Neutral

|                   |          |           |                |            |             |               |      |      |       |           |
|-------------------|----------|-----------|----------------|------------|-------------|---------------|------|------|-------|-----------|
| Average RPI Win:  | 180      | WON-LOST  | WINNING        | LAST 10    | STRENGTH OF | OPP. STRENGTH | TEAM | ADJ. | CONF. | ADJ CONF. |
| Average RPI Loss: | 76       | RECORD    | PCT. RANK      | GAMES      | SCHEDULE    | OF SCHEDULE   | RPI  | RPI  | RPI   | RPI       |
| DIV. I ONLY       | 19- 8    | 59        | 9- 1           | 62         | 101         | 52            | 52   | 7    | 7     |           |
| DIV. I NON-CONF.  | 8- 5     | 123       | 0- 0           | 88         | 114         | 93            | 93   | 10   | 10    |           |
| TOTALS            | RPI 1-25 | RPI 26-50 | W-L RECORDS    | RPI 51-100 | RPI 101-150 | RPI 150+      |      |      |       |           |
| 19- 8             | 0- 3     | 0- 0      | OVERALL        | 2- 2       | 6- 2        | 11- 1         |      |      |       |           |
| 11- 4             | 0- 1     | 0- 0      | HOME           | 2- 1       | 3- 2        | 6- 0          |      |      |       |           |
| 8- 4              | 0- 2     | 0- 0      | AWAY           | 0- 1       | 3- 0        | 5- 1          |      |      |       |           |
| 0- 0              | 0- 0     | 0- 0      | NEUTRAL        | 0- 0       | 0- 0        | 0- 0          |      |      |       |           |
| 8- 5              | 0- 1     | 0- 0      | NON-CONFERENCE | 2- 2       | 1- 1        | 5- 1          |      |      |       |           |
| 6- 2              | 0- 0     | 0- 0      | HOME           | 2- 1       | 1- 1        | 3- 0          |      |      |       |           |
| 2- 3              | 0- 1     | 0- 0      | AWAY           | 0- 1       | 0- 0        | 2- 1          |      |      |       |           |
| 0- 0              | 0- 0     | 0- 0      | NEUTRAL        | 0- 0       | 0- 0        | 0- 0          |      |      |       |           |
| 11- 3             | 0- 2     | 0- 0      | CONFERENCE     | 0- 0       | 5- 1        | 6- 0          |      |      |       |           |
| 5- 2              | 0- 1     | 0- 0      | HOME           | 0- 0       | 2- 1        | 3- 0          |      |      |       |           |
| 6- 1              | 0- 1     | 0- 0      | AWAY           | 0- 0       | 3- 0        | 3- 0          |      |      |       |           |
| 0- 0              | 0- 0     | 0- 0      | NEUTRAL        | 0- 0       | 0- 0        | 0- 0          |      |      |       |           |

| RPI 1-25                  |   |           |       | RPI 26-50 |   |          |       | RPI 51-100 Team's RPI: 52 |   |                |       | RPI 101+ |   |               |       |
|---------------------------|---|-----------|-------|-----------|---|----------|-------|---------------------------|---|----------------|-------|----------|---|---------------|-------|
| RPI                       | S | Opponent  | Score | RPI       | S | Opponent | Score | RPI                       | S | Opponent       | Score | RPI      | S | Opponent      | Score |
| 2                         | A | Tennessee | 52 97 |           |   |          |       | 65                        | A | Drexel         | 58 67 | 105      | H | Hampton       | 43 58 |
| 12                        | A | Princeton | 54 83 |           |   |          |       | 76                        | H | Villanova      | 44 70 | 116      | A | Harvard       | 74 69 |
| 12                        | H | Princeton | 42 55 |           |   |          |       | 86                        | H | Saint Joseph's | 65 51 | 116      | H | Harvard       | 71 61 |
|                           |   |           |       |           |   |          |       | 90                        | H | Richmond       | 49 47 | 124      | A | Yale          | 61 42 |
|                           |   |           |       |           |   |          |       |                           |   |                |       | 124      | H | Yale          | 59 33 |
|                           |   |           |       |           |   |          |       |                           |   |                |       | 125      | A | Cornell       | 56 42 |
|                           |   |           |       |           |   |          |       |                           |   |                |       | 125      | H | Cornell       | 49 60 |
|                           |   |           |       |           |   |          |       |                           |   |                |       | 140      | H | Temple        | 52 50 |
|                           |   |           |       |           |   |          |       |                           |   |                |       | 154      | A | Dartmouth     | 55 39 |
|                           |   |           |       |           |   |          |       |                           |   |                |       | 154      | H | Dartmouth     | 63 46 |
|                           |   |           |       |           |   |          |       |                           |   |                |       | 184      | H | La Salle      | 57 29 |
|                           |   |           |       |           |   |          |       |                           |   |                |       | 195      | A | Navy          | 60 51 |
|                           |   |           |       |           |   |          |       |                           |   |                |       | 208      | H | New Hampshire | 74 39 |
|                           |   |           |       |           |   |          |       |                           |   |                |       | 213      | A | Lafayette     | 57 60 |
|                           |   |           |       |           |   |          |       |                           |   |                |       | 231      | A | Brown         | 83 75 |
|                           |   |           |       |           |   |          |       |                           |   |                |       | 231      | H | Brown         | 75 58 |
|                           |   |           |       |           |   |          |       |                           |   |                |       | 259      | H | UMBC          | 69 63 |
|                           |   |           |       |           |   |          |       |                           |   |                |       | 290      | A | Columbia      | 50 36 |
|                           |   |           |       |           |   |          |       |                           |   |                |       | 290      | H | Columbia      | 78 57 |
|                           |   |           |       |           |   |          |       |                           |   |                |       | 298      | A | NJIT          | 59 29 |
| LAST 12 Division I GAMES: |   |           |       |           |   |          |       |                           |   |                |       |          |   |               |       |
| 12                        | H | Princeton | 42 55 | 116       | H | Harvard  | 71 61 |                           |   |                |       |          |   |               |       |
| 125                       | A | Cornell   | 56 42 | 231       | A | Brown    | 83 75 |                           |   |                |       |          |   |               |       |
| 290                       | A | Columbia  | 50 36 | 124       | A | Yale     | 61 42 |                           |   |                |       |          |   |               |       |
| 124                       | H | Yale      | 59 33 | 290       | H | Columbia | 78 57 |                           |   |                |       |          |   |               |       |
| 231                       | H | Brown     | 75 58 | 125       | H | Cornell  | 49 60 |                           |   |                |       |          |   |               |       |
| 154                       | H | Dartmouth | 63 46 | 116       | A | Harvard  | 74 69 |                           |   |                |       |          |   |               |       |

Non-Div I Games: King's (PA) 85 20

Penn

■ Loss, 
 ■ Non-Conf, 
 ■ S Site, 
 ■ H Home 
 ■ A Away 
 N Neutral



|                   |              |            |                |            |             |               |            |          |          |           |
|-------------------|--------------|------------|----------------|------------|-------------|---------------|------------|----------|----------|-----------|
| Average RPI Win:  | <b>196</b>   | WON-LOST   | WINNING        | LAST 10    | STRENGTH OF | OPP. STRENGTH | TEAM       | ADJ.     | CONF.    | ADJ CONF. |
| Average RPI Loss: | <b>74</b>    | RECORD     | PCT. RANK      | GAMES      | SCHEDULE    | OF SCHEDULE   | RPI        | RPI      | RPI      | RPI       |
| DIV. I ONLY       | <b>6- 24</b> | <b>316</b> | <b>1- 9</b>    | <b>24</b>  | <b>61</b>   | <b>227</b>    | <b>227</b> | <b>4</b> | <b>4</b> |           |
| DIV. I NON-CONF.  | <b>3- 8</b>  | <b>263</b> | <b>0- 0</b>    | <b>74</b>  | <b>221</b>  | <b>242</b>    | <b>242</b> | <b>2</b> | <b>2</b> |           |
| TOTALS            | RPI 1-25     | RPI 26-50  | W-L RECORDS    | RPI 51-100 | RPI 101-150 | RPI 150+      |            |          |          |           |
| 6- 24             | 0- 3         | 1- 10      | OVERALL        | 0- 4       | 1- 2        | 4- 5          |            |          |          |           |
| 5- 11             | 0- 1         | 1- 5       | HOME           | 0- 2       | 0- 1        | 4- 2          |            |          |          |           |
| 1- 10             | 0- 2         | 0- 5       | AWAY           | 0- 1       | 1- 1        | 0- 1          |            |          |          |           |
| 0- 3              | 0- 0         | 0- 0       | NEUTRAL        | 0- 1       | 0- 0        | 0- 2          |            |          |          |           |
| 3- 8              | 0- 0         | 0- 3       | NON-CONFERENCE | 0- 2       | 0- 1        | 3- 2          |            |          |          |           |
| 3- 4              | 0- 0         | 0- 2       | HOME           | 0- 1       | 0- 0        | 3- 1          |            |          |          |           |
| 0- 2              | 0- 0         | 0- 1       | AWAY           | 0- 0       | 0- 1        | 0- 0          |            |          |          |           |
| 0- 2              | 0- 0         | 0- 0       | NEUTRAL        | 0- 1       | 0- 0        | 0- 1          |            |          |          |           |
| 3- 16             | 0- 3         | 1- 7       | CONFERENCE     | 0- 2       | 1- 1        | 1- 3          |            |          |          |           |
| 2- 7              | 0- 1         | 1- 3       | HOME           | 0- 1       | 0- 1        | 1- 1          |            |          |          |           |
| 1- 8              | 0- 2         | 0- 4       | AWAY           | 0- 1       | 1- 0        | 0- 1          |            |          |          |           |
| 0- 1              | 0- 0         | 0- 0       | NEUTRAL        | 0- 0       | 0- 0        | 0- 1          |            |          |          |           |

| RPI 1-25                  |   |          |              | RPI 26-50 |   |              |              | RPI 51-100 |   |              |              | RPI 101+ Team's RPI: 227 |   |                 |              |
|---------------------------|---|----------|--------------|-----------|---|--------------|--------------|------------|---|--------------|--------------|--------------------------|---|-----------------|--------------|
| RPI                       | S | Opponent | Score        | RPI       | S | Opponent     | Score        | RPI        | S | Opponent     | Score        | RPI                      | S | Opponent        | Score        |
| 6                         | A | Maryland | 34 <b>65</b> | 26        | H | South Fla.   | 87 <b>90</b> | 64         | N | Liberty      | 68 <b>80</b> | 109                      | H | Illinois        | 76 <b>91</b> |
| 6                         | H | Maryland | 62 <b>77</b> | 27        | A | Ohio St.     | 60 <b>69</b> | 69         | A | Michigan     | 53 <b>89</b> | 130                      | A | Purdue          | 54 50        |
| 9                         | A | Iowa     | 52 <b>77</b> | 27        | H | Ohio St.     | 70 <b>88</b> | 78         | H | Michigan St. | 67 <b>74</b> | 142                      | A | Hartford        | 57 <b>62</b> |
|                           |   |          |              | 33        | H | Northwestern | 76 75        | 83         | H | Albany (NY)  | 53 <b>54</b> | 160                      | A | Wisconsin       | 46 <b>65</b> |
|                           |   |          |              | 35        | A | Syracuse     | 39 <b>61</b> |            |   |              |              | 160                      | H | Wisconsin       | 56 <b>62</b> |
|                           |   |          |              | 36        | A | Nebraska     | 45 <b>73</b> |            |   |              |              | 165                      | H | St. Bonaventure | 54 <b>56</b> |
|                           |   |          |              | 40        | H | Seton Hall   | 70 <b>75</b> |            |   |              |              | 166                      | H | Indiana         | 79 75        |
|                           |   |          |              | 42        | A | Rutgers      | 65 <b>76</b> |            |   |              |              | 166                      | N | Indiana         | 63 <b>68</b> |
|                           |   |          |              | 42        | H | Rutgers      | 51 <b>71</b> |            |   |              |              | 202                      | N | Samford         | 56 <b>59</b> |
|                           |   |          |              | 43        | A | Minnesota    | 64 <b>75</b> |            |   |              |              | 243                      | H | Towson          | 71 64        |
|                           |   |          |              | 43        | H | Minnesota    | 77 <b>85</b> |            |   |              |              | 278                      | H | Rider           | 85 51        |
|                           |   |          |              |           |   |              |              |            |   |              |              | 325                      | H | Wagner          | 96 66        |
| LAST 12 Division I GAMES: |   |          |              |           |   |              |              |            |   |              |              |                          |   |                 |              |
|                           |   |          |              | 166       | N | Indiana      | 63 <b>68</b> | 130        | A | Purdue       | 54 50        |                          |   |                 |              |
|                           |   |          |              | 160       | H | Wisconsin    | 56 <b>62</b> | 6          | H | Maryland     | 62 <b>77</b> |                          |   |                 |              |
|                           |   |          |              | 27        | H | Ohio St.     | 70 <b>88</b> | 42         | A | Rutgers      | 65 <b>76</b> |                          |   |                 |              |
|                           |   |          |              | 6         | A | Maryland     | 34 <b>65</b> | 43         | A | Minnesota    | 64 <b>75</b> |                          |   |                 |              |
|                           |   |          |              | 43        | H | Minnesota    | 77 <b>85</b> | 33         | H | Northwestern | 76 75        |                          |   |                 |              |
|                           |   |          |              | 78        | H | Michigan St. | 67 <b>74</b> | 166        | H | Indiana      | 79 75        |                          |   |                 |              |

Non-Div I Games:

Penn St.

# Pepperdine

Through Games Of March 10, 2015

|                   |          |           |                |            |             |               |      |      |       |           |
|-------------------|----------|-----------|----------------|------------|-------------|---------------|------|------|-------|-----------|
| Average RPI Win:  | 229      | WON-LOST  | WINNING        | LAST 10    | STRENGTH OF | OPP. STRENGTH | TEAM | ADJ. | CONF. | ADJ CONF. |
| Average RPI Loss: | 107      | RECORD    | PCT. RANK      | GAMES      | SCHEDULE    | OF SCHEDULE   | RPI  | RPI  | RPI   | RPI       |
| DIV. I ONLY       | 8- 22    | 291       | 2- 8           | 91         | 117         | 229           | 229  | 9    | 9     |           |
| DIV. I NON-CONF.  | 5- 6     | 178       | 0- 0           | 54         | 213         | 96            | 96   | 7    | 7     |           |
| TOTALS            | RPI 1-25 | RPI 26-50 | W-L RECORDS    | RPI 51-100 | RPI 101-150 | RPI 150+      |      |      |       |           |
| 8- 22             | 0- 1     | 0- 3      | OVERALL        | 0- 12      | 3- 1        | 5- 5          |      |      |       |           |
| 2- 10             | 0- 0     | 0- 1      | HOME           | 0- 7       | 0- 1        | 2- 1          |      |      |       |           |
| 5- 11             | 0- 1     | 0- 2      | AWAY           | 0- 5       | 2- 0        | 3- 3          |      |      |       |           |
| 1- 1              | 0- 0     | 0- 0      | NEUTRAL        | 0- 0       | 1- 0        | 0- 1          |      |      |       |           |
| 5- 6              | 0- 1     | 0- 1      | NON-CONFERENCE | 0- 4       | 2- 0        | 3- 0          |      |      |       |           |
| 0- 3              | 0- 0     | 0- 0      | HOME           | 0- 3       | 0- 0        | 0- 0          |      |      |       |           |
| 4- 3              | 0- 1     | 0- 1      | AWAY           | 0- 1       | 1- 0        | 3- 0          |      |      |       |           |
| 1- 0              | 0- 0     | 0- 0      | NEUTRAL        | 0- 0       | 1- 0        | 0- 0          |      |      |       |           |
| 3- 16             | 0- 0     | 0- 2      | CONFERENCE     | 0- 8       | 1- 1        | 2- 5          |      |      |       |           |
| 2- 7              | 0- 0     | 0- 1      | HOME           | 0- 4       | 0- 1        | 2- 1          |      |      |       |           |
| 1- 8              | 0- 0     | 0- 1      | AWAY           | 0- 4       | 1- 0        | 0- 3          |      |      |       |           |
| 0- 1              | 0- 0     | 0- 0      | NEUTRAL        | 0- 0       | 0- 0        | 0- 1          |      |      |       |           |

| RPI S                     | Opponent           | Score | RPI S | Opponent          | Score  | RPI S | Opponent          | Score | RPI S | Opponent           | Score | Team's RPI: 229 |
|---------------------------|--------------------|-------|-------|-------------------|--------|-------|-------------------|-------|-------|--------------------|-------|-----------------|
| 9                         | A Iowa             | 68 97 | 36    | A Nebraska        | 65 100 | 51    | A BYU             | 58 77 | 131   | N UT Martin        | 59 58 |                 |
|                           |                    |       | 39    | A Gonzaga         | 64 73  | 51    | H BYU             | 78 84 | 132   | A San Francisco    | 76 65 |                 |
|                           |                    |       | 39    | H Gonzaga         | 56 78  | 55    | A San Diego       | 55 72 | 132   | H San Francisco    | 58 69 |                 |
|                           |                    |       |       |                   |        | 55    | H San Diego       | 64 68 | 147   | A Cal Poly         | 76 69 |                 |
|                           |                    |       |       |                   |        | 60    | A St. Mary's (CA) | 68 73 | 224   | A Santa Clara      | 66 84 |                 |
|                           |                    |       |       |                   |        | 60    | H St. Mary's (CA) | 49 53 | 224   | H Santa Clara      | 54 65 |                 |
|                           |                    |       |       |                   |        | 61    | A Pacific         | 60 77 | 262   | A Northern Ariz.   | 66 63 |                 |
|                           |                    |       |       |                   |        | 61    | H Pacific         | 59 63 | 270   | A Loyola Marymount | 57 74 |                 |
|                           |                    |       |       |                   |        | 83    | H Albany (NY)     | 36 62 | 270   | H Loyola Marymount | 98 91 |                 |
|                           |                    |       |       |                   |        | 84    | A CSUN            | 48 74 | 270   | N Loyola Marymount | 67 68 |                 |
|                           |                    |       |       |                   |        | 96    | H Army            | 44 56 | 272   | A UC Irvine        | 76 53 |                 |
|                           |                    |       |       |                   |        | 97    | H Long Beach St.  | 69 78 | 292   | A Portland         | 61 80 |                 |
|                           |                    |       |       |                   |        |       |                   |       | 292   | H Portland         | 76 72 |                 |
|                           |                    |       |       |                   |        |       |                   |       | 329   | A UC Santa Barbara | 66 44 |                 |
| LAST 12 Division I GAMES: |                    |       |       |                   |        |       |                   |       |       |                    |       |                 |
| 270                       | N Loyola Marymount | 67 68 | 55    | A San Diego       | 55 72  |       |                   |       |       |                    |       |                 |
| 270                       | A Loyola Marymount | 57 74 | 51    | A BYU             | 58 77  |       |                   |       |       |                    |       |                 |
| 132                       | A San Francisco    | 76 65 | 60    | H St. Mary's (CA) | 49 53  |       |                   |       |       |                    |       |                 |
| 224                       | A Santa Clara      | 66 84 | 61    | H Pacific         | 59 63  |       |                   |       |       |                    |       |                 |
| 39                        | H Gonzaga          | 56 78 | 224   | H Santa Clara     | 54 65  |       |                   |       |       |                    |       |                 |
| 292                       | H Portland         | 76 72 | 132   | H San Francisco   | 58 69  |       |                   |       |       |                    |       |                 |

Non-Div I Games:

Pepperdine

Loss, Non-Conf, S Site, H Home A Away N Neutral

## Pittsburgh

Through Games Of March 10, 2015

|                   |          |           |                |            |             |               |      |      |       |           |
|-------------------|----------|-----------|----------------|------------|-------------|---------------|------|------|-------|-----------|
| Average RPI Win:  | 148      | WON-LOST  | WINNING        | LAST 10    | STRENGTH OF | OPP. STRENGTH | TEAM | ADJ. | CONF. | ADJ CONF. |
| Average RPI Loss: | 36       | RECORD    | PCT. RANK      | GAMES      | SCHEDULE    | OF SCHEDULE   | RPI  | RPI  | RPI   | RPI       |
| DIV. I ONLY       | 19- 11   | 88        | 6- 4           | 21         | 50          | 41            | 41   | 3    | 3     |           |
| DIV. I NON-CONF.  | 10- 3    | 52        | 0- 0           | 57         | 158         | 47            | 47   | 3    | 3     |           |
| TOTALS            | RPI 1-25 | RPI 26-50 | W-L RECORDS    | RPI 51-100 | RPI 101-150 | RPI 150+      |      |      |       |           |
| 19- 11            | 1- 6     | 1- 4      | OVERALL        | 6- 0       | 3- 0        | 8- 1          |      |      |       |           |
| 15- 3             | 1- 2     | 0- 1      | HOME           | 4- 0       | 3- 0        | 7- 0          |      |      |       |           |
| 4- 7              | 0- 4     | 1- 3      | AWAY           | 2- 0       | 0- 0        | 1- 0          |      |      |       |           |
| 0- 1              | 0- 0     | 0- 0      | NEUTRAL        | 0- 0       | 0- 0        | 0- 1          |      |      |       |           |
| 10- 3             | 0- 1     | 1- 2      | NON-CONFERENCE | 3- 0       | 1- 0        | 5- 0          |      |      |       |           |
| 9- 1              | 0- 1     | 0- 0      | HOME           | 3- 0       | 1- 0        | 5- 0          |      |      |       |           |
| 1- 2              | 0- 0     | 1- 2      | AWAY           | 0- 0       | 0- 0        | 0- 0          |      |      |       |           |
| 0- 0              | 0- 0     | 0- 0      | NEUTRAL        | 0- 0       | 0- 0        | 0- 0          |      |      |       |           |
| 9- 8              | 1- 5     | 0- 2      | CONFERENCE     | 3- 0       | 2- 0        | 3- 1          |      |      |       |           |
| 6- 2              | 1- 1     | 0- 1      | HOME           | 1- 0       | 2- 0        | 2- 0          |      |      |       |           |
| 3- 5              | 0- 4     | 0- 1      | AWAY           | 2- 0       | 0- 0        | 1- 0          |      |      |       |           |
| 0- 1              | 0- 0     | 0- 0      | NEUTRAL        | 0- 0       | 0- 0        | 0- 1          |      |      |       |           |

| RPI 1-25                  |   |                |       | RPI 26-50 |   |               |       | Team's RPI: 41 | RPI 51-100 |   |                    |       | RPI 101+ |   |                    |       |
|---------------------------|---|----------------|-------|-----------|---|---------------|-------|----------------|------------|---|--------------------|-------|----------|---|--------------------|-------|
| RPI                       | S | Opponent       | Score | RPI       | S | Opponent      | Score |                | RPI        | S | Opponent           | Score | RPI      | S | Opponent           | Score |
| 1                         | A | Notre Dame     | 59 87 | 27        | A | Ohio St.      | 78 74 |                | 65         | H | Drexel             | 72 53 | 110      | H | Virginia           | 68 63 |
| 7                         | A | Louisville     | 35 48 | 28        | A | James Madison | 64 80 |                | 66         | H | Miami (FL)         | 81 66 | 118      | H | Boston College     | 78 70 |
| 7                         | H | Louisville     | 57 63 | 35        | A | Syracuse      | 54 68 |                | 69         | H | Michigan           | 85 64 | 120      | H | Ball St.           | 59 47 |
| 10                        | A | Florida St.    | 43 58 | 35        | H | Syracuse      | 60 68 |                | 77         | H | Youngstown St.     | 78 52 | 185      | A | Wake Forest        | 65 41 |
| 12                        | H | Princeton      | 43 59 | 48        | A | Duquesne      | 77 87 |                | 82         | A | North Carolina St. | 60 50 | 198      | H | Clemson            | 61 56 |
| 15                        | A | Duke           | 45 62 |           |   |               |       |                | 87         | A | Georgia Tech       | 75 72 | 200      | H | Virginia Tech      | 53 35 |
| 17                        | H | North Carolina | 84 59 |           |   |               |       |                |            |   |                    |       | 200      | N | Virginia Tech      | 45 51 |
|                           |   |                |       |           |   |               |       |                |            |   |                    |       | 204      | H | Radford            | 72 47 |
|                           |   |                |       |           |   |               |       |                |            |   |                    |       | 239      | H | Niagara            | 70 54 |
|                           |   |                |       |           |   |               |       |                |            |   |                    |       | 286      | H | Loyola Maryland    | 84 46 |
|                           |   |                |       |           |   |               |       |                |            |   |                    |       | 319      | H | Saint Francis (PA) | 97 59 |
|                           |   |                |       |           |   |               |       |                |            |   |                    |       | 347      | H | Delaware St.       | 93 58 |
| LAST 12 Division I GAMES: |   |                |       |           |   |               |       |                |            |   |                    |       |          |   |                    |       |
| 200                       | N | Virginia Tech  | 45 51 | 200       | H | Virginia Tech | 53 35 |                | 7          | A | Louisville         | 35 48 |          |   |                    |       |
| 198                       | H | Clemson        | 61 56 |           |   |               |       |                | 82         | A | North Carolina St. | 60 50 |          |   |                    |       |
| 1                         | A | Notre Dame     | 59 87 |           |   |               |       |                | 66         | H | Miami (FL)         | 81 66 |          |   |                    |       |
| 35                        | A | Syracuse       | 54 68 |           |   |               |       |                | 15         | A | Duke               | 45 62 |          |   |                    |       |
| 110                       | H | Virginia       | 68 63 |           |   |               |       |                | 118        | H | Boston College     | 78 70 |          |   |                    |       |
| 185                       | A | Wake Forest    | 65 41 |           |   |               |       |                |            |   |                    |       |          |   |                    |       |

Non-Div I Games:

Pittsburgh

■ Loss, 
 ■ Non-Conf, S Site, 
 ■ Home 
 ■ Away 
 N Neutral

| RPI 1-25                  |   |            |       | RPI 26-50 |   |                  |       | RPI 51-100 |   |                 |       | RPI 101+ |   |                  |       | Team's RPI: 292 |  |
|---------------------------|---|------------|-------|-----------|---|------------------|-------|------------|---|-----------------|-------|----------|---|------------------|-------|-----------------|--|
| RPI                       | S | Opponent   | Score | RPI       | S | Opponent         | Score | RPI        | S | Opponent        | Score | RPI      | S | Opponent         | Score |                 |  |
| 18                        | A | Oregon St. | 65 87 | 32        | H | Washington       | 45 80 | 51         | A | BYU             | 63 65 | 126      | A | Boise St.        | 58 94 |                 |  |
|                           |   |            |       | 39        | A | Gonzaga          | 57 79 | 51         | H | BYU             | 79 83 | 132      | A | San Francisco    | 68 85 |                 |  |
|                           |   |            |       | 39        | H | Gonzaga          | 63 85 | 55         | A | San Diego       | 72 80 | 132      | H | San Francisco    | 44 79 |                 |  |
|                           |   |            |       |           |   |                  |       | 55         | H | San Diego       | 65 87 | 134      | A | Eastern Wash.    | 65 72 |                 |  |
|                           |   |            |       |           |   |                  |       | 60         | A | St. Mary's (CA) | 53 66 | 147      | A | Cal Poly         | 67 76 |                 |  |
|                           |   |            |       |           |   |                  |       | 60         | H | St. Mary's (CA) | 58 62 | 180      | H | Oregon           | 49 72 |                 |  |
|                           |   |            |       |           |   |                  |       | 61         | A | Pacific         | 69 71 | 224      | A | Santa Clara      | 68 83 |                 |  |
|                           |   |            |       |           |   |                  |       | 61         | H | Pacific         | 78 80 | 224      | H | Santa Clara      | 55 64 |                 |  |
|                           |   |            |       |           |   |                  |       | 84         | A | CSUN            | 41 45 | 224      | N | Santa Clara      | 58 66 |                 |  |
|                           |   |            |       |           |   |                  |       | 98         | H | Montana         | 55 69 | 229      | A | Pepperdine       | 72 76 |                 |  |
|                           |   |            |       |           |   |                  |       |            |   |                 |       | 229      | H | Pepperdine       | 80 61 |                 |  |
|                           |   |            |       |           |   |                  |       |            |   |                 |       | 238      | N | Utah             | 58 50 |                 |  |
|                           |   |            |       |           |   |                  |       |            |   |                 |       | 270      | A | Loyola Marymount | 73 77 |                 |  |
|                           |   |            |       |           |   |                  |       |            |   |                 |       | 270      | H | Loyola Marymount | 83 65 |                 |  |
|                           |   |            |       |           |   |                  |       |            |   |                 |       | 285      | A | Nevada           | 59 84 |                 |  |
|                           |   |            |       |           |   |                  |       |            |   |                 |       | 311      | H | Portland St.     | 91 63 |                 |  |
| LAST 12 Division I GAMES: |   |            |       |           |   |                  |       |            |   |                 |       |          |   |                  |       |                 |  |
|                           |   |            |       | 224       | N | Santa Clara      | 58 66 | 229        | A | Pepperdine      | 72 76 |          |   |                  |       |                 |  |
|                           |   |            |       | 55        | A | San Diego        | 72 80 | 224        | H | Santa Clara     | 55 64 |          |   |                  |       |                 |  |
|                           |   |            |       | 51        | A | BYU              | 63 65 | 132        | H | San Francisco   | 44 79 |          |   |                  |       |                 |  |
|                           |   |            |       | 60        | H | St. Mary's (CA)  | 58 62 | 39         | H | Gonzaga         | 63 85 |          |   |                  |       |                 |  |
|                           |   |            |       | 61        | H | Pacific          | 78 80 | 60         | A | St. Mary's (CA) | 53 66 |          |   |                  |       |                 |  |
|                           |   |            |       | 270       | A | Loyola Marymount | 73 77 | 61         | A | Pacific         | 69 71 |          |   |                  |       |                 |  |

Page 244

|                              |          |           |                |             |               |          |      |       |           |
|------------------------------|----------|-----------|----------------|-------------|---------------|----------|------|-------|-----------|
| Average RPI Win: <b>229</b>  | WON-LOST | WINNING   | LAST 10        | STRENGTH OF | OPP. STRENGTH | TEAM     | ADJ. | CONF. | ADJ CONF. |
| Average RPI Loss: <b>170</b> | RECORD   | PCT. RANK | GAMES          | SCHEDULE    | OF SCHEDULE   | RPI      | RPI  | RPI   | RPI       |
| DIV. I ONLY                  | 4- 23    | 331       | 1- 9           | 162         | 258           | 311      | 311  | 21    | 21        |
| DIV. I NON-CONF.             | 2- 7     | 290       | 0- 0           | 93          | 222           | 231      | 231  | 21    | 21        |
| TOTALS                       | RPI 1-25 | RPI 26-50 | W-L RECORDS    | RPI 51-100  | RPI 101-150   | RPI 150+ |      |       |           |
| 4- 23                        | 0- 1     | 0- 1      | OVERALL        | 0- 3        | 0- 6          | 4- 12    |      |       |           |
| 3- 9                         | 0- 0     | 0- 0      | HOME           | 0- 2        | 0- 3          | 3- 4     |      |       |           |
| 1- 14                        | 0- 0     | 0- 1      | AWAY           | 0- 0        | 0- 0          | 1- 0     |      |       |           |
| 0- 0                         | 0- 0     | 0- 0      | NEUTRAL        | 0- 0        | 0- 0          | 0- 0     |      |       |           |
| 2- 7                         | 0- 1     | 0- 1      | NON-CONFERENCE | 0- 2        | 0- 0          | 2- 3     |      |       |           |
| 1- 2                         | 0- 0     | 0- 0      | HOME           | 0- 2        | 0- 0          | 1- 0     |      |       |           |
| 1- 5                         | 0- 1     | 0- 1      | AWAY           | 0- 0        | 0- 0          | 1- 3     |      |       |           |
| 0- 0                         | 0- 0     | 0- 0      | NEUTRAL        | 0- 0        | 0- 0          | 0- 0     |      |       |           |
| 2- 16                        | 0- 0     | 0- 0      | CONFERENCE     | 0- 1        | 0- 6          | 2- 9     |      |       |           |
| 2- 7                         | 0- 0     | 0- 0      | HOME           | 0- 0        | 0- 3          | 2- 4     |      |       |           |
| 0- 9                         | 0- 0     | 0- 0      | AWAY           | 0- 1        | 0- 3          | 0- 5     |      |       |           |
| 0- 0                         | 0- 0     | 0- 0      | NEUTRAL        | 0- 0        | 0- 0          | 0- 0     |      |       |           |

| RPI 1-25                  |   |                |        | RPI 26-50 |   |                |       | RPI 51-100 |   |                |       | RPI 101+ Team's RPI: 311 |   |                |        |
|---------------------------|---|----------------|--------|-----------|---|----------------|-------|------------|---|----------------|-------|--------------------------|---|----------------|--------|
| RPI                       | S | Opponent       | Score  | RPI       | S | Opponent       | Score | RPI        | S | Opponent       | Score | RPI                      | S | Opponent       | Score  |
| 12                        | A | Princeton      | 33 104 | 39        | A | Gonzaga        | 41 73 | 72         | H | South Dakota   | 57 86 | 133                      | A | Sacramento St. | 77 123 |
|                           |   |                |        |           |   |                |       | 97         | H | Long Beach St. | 58 62 | 133                      | H | Sacramento St. | 60 92  |
|                           |   |                |        |           |   |                |       | 98         | A | Montana        | 31 72 | 134                      | A | Eastern Wash.  | 54 101 |
|                           |   |                |        |           |   |                |       |            |   |                |       | 134                      | H | Eastern Wash.  | 63 77  |
|                           |   |                |        |           |   |                |       |            |   |                |       | 138                      | A | Northern Colo. | 50 90  |
|                           |   |                |        |           |   |                |       |            |   |                |       | 138                      | H | Northern Colo. | 54 68  |
|                           |   |                |        |           |   |                |       |            |   |                |       | 162                      | A | Montana St.    | 46 63  |
|                           |   |                |        |           |   |                |       |            |   |                |       | 177                      | A | North Dakota   | 45 76  |
|                           |   |                |        |           |   |                |       |            |   |                |       | 177                      | H | North Dakota   | 73 70  |
|                           |   |                |        |           |   |                |       |            |   |                |       | 180                      | A | Oregon         | 56 63  |
|                           |   |                |        |           |   |                |       |            |   |                |       | 193                      | A | Idaho          | 49 77  |
|                           |   |                |        |           |   |                |       |            |   |                |       | 193                      | H | Idaho          | 49 69  |
|                           |   |                |        |           |   |                |       |            |   |                |       | 195                      | H | Navy           | 56 50  |
|                           |   |                |        |           |   |                |       |            |   |                |       | 240                      | H | Idaho St.      | 53 65  |
|                           |   |                |        |           |   |                |       |            |   |                |       | 254                      | A | Southern Utah  | 74 86  |
|                           |   |                |        |           |   |                |       |            |   |                |       | 254                      | H | Southern Utah  | 80 65  |
|                           |   |                |        |           |   |                |       |            |   |                |       | 258                      | H | Weber St.      | 51 60  |
|                           |   |                |        |           |   |                |       |            |   |                |       | 262                      | A | Northern Ariz. | 46 94  |
|                           |   |                |        |           |   |                |       |            |   |                |       | 262                      | H | Northern Ariz. | 62 79  |
|                           |   |                |        |           |   |                |       |            |   |                |       | 290                      | A | Columbia       | 71 66  |
|                           |   |                |        |           |   |                |       |            |   |                |       | 292                      | A | Portland       | 63 91  |
|                           |   |                |        |           |   |                |       |            |   |                |       | 306                      | A | Seattle        | 47 54  |
| LAST 12 Division I GAMES: |   |                |        |           |   |                |       |            |   |                |       |                          |   |                |        |
| 254                       | H | Southern Utah  | 80 65  | 193       | H | Idaho          | 49 69 |            |   |                |       |                          |   |                |        |
| 262                       | H | Northern Ariz. | 62 79  | 133       | H | Sacramento St. | 60 92 |            |   |                |       |                          |   |                |        |
| 133                       | A | Sacramento St. | 77 123 | 162       | A | Montana St.    | 46 63 |            |   |                |       |                          |   |                |        |
| 138                       | A | Northern Colo. | 50 90  | 98        | A | Montana        | 31 72 |            |   |                |       |                          |   |                |        |
| 177                       | A | North Dakota   | 45 76  | 240       | H | Idaho St.      | 53 65 |            |   |                |       |                          |   |                |        |
| 134                       | H | Eastern Wash.  | 63 77  | 258       | H | Weber St.      | 51 60 |            |   |                |       |                          |   |                |        |

Non-Div I Games: Corban 64 74 Western Wash. 64 75

Portland St.

Loss, Non-Conf, S Site, H Home A Away N Neutral



Presbyterian

Through Games Of March 10, 2015

|                   |          |           |                |            |             |               |      |      |       |           |
|-------------------|----------|-----------|----------------|------------|-------------|---------------|------|------|-------|-----------|
| Average RPI Win:  | 304      | WON-LOST  | WINNING        | LAST 10    | STRENGTH OF | OPP. STRENGTH | TEAM | ADJ. | CONF. | ADJ CONF. |
| Average RPI Loss: | 177      | RECORD    | PCT. RANK      | GAMES      | SCHEDULE    | OF SCHEDULE   | RPI  | RPI  | RPI   | RPI       |
| DIV. I ONLY       | 14- 15   | 188       | 5- 5           | 310        | 341         | 242           | 242  | 28   | 28    |           |
| DIV. I NON-CONF.  | 3- 4     | 197       | 0- 0           | 243        | 345         | 186           | 186  | 31   | 31    |           |
| TOTALS            | RPI 1-25 | RPI 26-50 | W-L RECORDS    | RPI 51-100 | RPI 101-150 | RPI 150+      |      |      |       |           |
| 14- 15            | 0- 0     | 0- 0      | OVERALL        | 0- 2       | 0- 2        | 14- 11        |      |      |       |           |
| 8- 3              | 0- 0     | 0- 0      | HOME           | 0- 1       | 0- 0        | 8- 2          |      |      |       |           |
| 5- 11             | 0- 0     | 0- 0      | AWAY           | 0- 1       | 0- 2        | 5- 8          |      |      |       |           |
| 1- 1              | 0- 0     | 0- 0      | NEUTRAL        | 0- 0       | 0- 0        | 1- 1          |      |      |       |           |
| 3- 4              | 0- 0     | 0- 0      | NON-CONFERENCE | 0- 0       | 0- 2        | 3- 2          |      |      |       |           |
| 1- 0              | 0- 0     | 0- 0      | HOME           | 0- 0       | 0- 0        | 1- 0          |      |      |       |           |
| 2- 4              | 0- 0     | 0- 0      | AWAY           | 0- 0       | 0- 2        | 2- 2          |      |      |       |           |
| 0- 0              | 0- 0     | 0- 0      | NEUTRAL        | 0- 0       | 0- 0        | 0- 0          |      |      |       |           |
| 11- 11            | 0- 0     | 0- 0      | CONFERENCE     | 0- 2       | 0- 0        | 11- 9         |      |      |       |           |
| 7- 3              | 0- 0     | 0- 0      | HOME           | 0- 1       | 0- 0        | 7- 2          |      |      |       |           |
| 3- 7              | 0- 0     | 0- 0      | AWAY           | 0- 1       | 0- 0        | 3- 6          |      |      |       |           |
| 1- 1              | 0- 0     | 0- 0      | NEUTRAL        | 0- 0       | 0- 0        | 1- 1          |      |      |       |           |

| RPI S                     | Opponent | Score | RPI S | Opponent         | Score | RPI S | Opponent        | Score | RPI S | Opponent             | Score | Team's RPI: 242 |
|---------------------------|----------|-------|-------|------------------|-------|-------|-----------------|-------|-------|----------------------|-------|-----------------|
|                           |          |       |       |                  |       | 64    | A Liberty       | 42 59 | 128   | A Old Dominion       | 26 41 |                 |
|                           |          |       |       |                  |       | 64    | H Liberty       | 41 63 | 141   | A VCU                | 36 55 |                 |
|                           |          |       |       |                  |       |       |                 |       | 152   | A High Point         | 49 54 |                 |
|                           |          |       |       |                  |       |       |                 |       | 152   | H High Point         | 78 59 |                 |
|                           |          |       |       |                  |       |       |                 |       | 152   | N High Point         | 62 75 |                 |
|                           |          |       |       |                  |       |       |                 |       | 174   | A Charlotte          | 50 66 |                 |
|                           |          |       |       |                  |       |       |                 |       | 189   | A Xavier             | 43 45 |                 |
|                           |          |       |       |                  |       |       |                 |       | 196   | A Winthrop           | 51 54 |                 |
|                           |          |       |       |                  |       |       |                 |       | 196   | H Winthrop           | 53 60 |                 |
|                           |          |       |       |                  |       |       |                 |       | 201   | A Campbell           | 45 58 |                 |
|                           |          |       |       |                  |       |       |                 |       | 201   | H Campbell           | 51 42 |                 |
|                           |          |       |       |                  |       |       |                 |       | 204   | A Radford            | 68 75 |                 |
|                           |          |       |       |                  |       |       |                 |       | 204   | H Radford            | 35 43 |                 |
|                           |          |       |       |                  |       |       |                 |       | 279   | A Gardner-Webb       | 47 50 |                 |
|                           |          |       |       |                  |       |       |                 |       | 279   | H Gardner-Webb       | 55 50 |                 |
|                           |          |       |       |                  |       |       |                 |       | 284   | H South Carolina St. | 46 33 |                 |
|                           |          |       |       |                  |       |       |                 |       | 297   | A Western Caro.      | 51 44 |                 |
|                           |          |       |       |                  |       |       |                 |       | 305   | A UNC Asheville      | 46 59 |                 |
|                           |          |       |       |                  |       |       |                 |       | 305   | H UNC Asheville      | 69 57 |                 |
|                           |          |       |       |                  |       |       |                 |       | 334   | A Coastal Caro.      | 84 78 |                 |
|                           |          |       |       |                  |       |       |                 |       | 334   | H Coastal Caro.      | 78 56 |                 |
|                           |          |       |       |                  |       |       |                 |       | 339   | A N.C. Central       | 45 33 |                 |
|                           |          |       |       |                  |       |       |                 |       | 343   | A Longwood           | 36 32 |                 |
|                           |          |       |       |                  |       |       |                 |       | 343   | H Longwood           | 53 48 |                 |
|                           |          |       |       |                  |       |       |                 |       | 348   | A Charleston So.     | 56 48 |                 |
|                           |          |       |       |                  |       |       |                 |       | 348   | H Charleston So.     | 71 40 |                 |
| LAST 12 Division I GAMES: |          |       |       |                  |       |       |                 |       |       |                      |       |                 |
|                           |          |       | 152   | N High Point     | 62 75 | 334   | H Coastal Caro. | 78 56 |       |                      |       |                 |
|                           |          |       | 348   | N Charleston So. | 47 39 | 204   | A Radford       | 68 75 |       |                      |       |                 |
|                           |          |       | 196   | H Winthrop       | 53 60 | 152   | H High Point    | 78 59 |       |                      |       |                 |
|                           |          |       | 348   | A Charleston So. | 56 48 | 279   | A Gardner-Webb  | 47 50 |       |                      |       |                 |
|                           |          |       | 343   | A Longwood       | 36 32 | 305   | A UNC Asheville | 46 59 |       |                      |       |                 |
|                           |          |       | 64    | H Liberty        | 41 63 | 201   | H Campbell      | 51 42 |       |                      |       |                 |

Non-Div I Games: Southern Wesleyan 81 50 Allen 120 45

Presbyterian

Loss, Non-Conf, S Site, H Home A Away N Neutral

| RPI | S | Opponent       | Score |
|-----|---|----------------|-------|
| 348 | N | Charleston So. | 47 39 |

P  
r  
e  
s  
b  
y  
t  
e  
r  
i  
a  
n

P  
r  
e  
s  
b  
y  
t  
e  
r  
i  
a  
n

Presbyterian



|                   |          |           |                |            |             |               |      |      |       |           |
|-------------------|----------|-----------|----------------|------------|-------------|---------------|------|------|-------|-----------|
| Average RPI Win:  | 154      | WON-LOST  | WINNING        | LAST 10    | STRENGTH OF | OPP. STRENGTH | TEAM | ADJ. | CONF. | ADJ CONF. |
| Average RPI Loss: | 0        | RECORD    | PCT. RANK      | GAMES      | SCHEDULE    | OF SCHEDULE   | RPI  | RPI  | RPI   | RPI       |
| DIV. I ONLY       | 30- 0    | 1         | 10- 0          | 125        | 74          | 12            | 12   | 7    | 7     |           |
| DIV. I NON-CONF.  | 16- 0    | 1         | 0- 0           | 154        | 53          | 15            | 15   | 10   | 10    |           |
| TOTALS            | RPI 1-25 | RPI 26-50 | W-L RECORDS    | RPI 51-100 | RPI 101-150 | RPI 150+      |      |      |       |           |
| 30- 0             | 0- 0     | 2- 0      | OVERALL        | 7- 0       | 8- 0        | 13- 0         |      |      |       |           |
| 11- 0             | 0- 0     | 0- 0      | HOME           | 2- 0       | 3- 0        | 6- 0          |      |      |       |           |
| 15- 0             | 0- 0     | 2- 0      | AWAY           | 4- 0       | 4- 0        | 5- 0          |      |      |       |           |
| 4- 0              | 0- 0     | 0- 0      | NEUTRAL        | 1- 0       | 1- 0        | 2- 0          |      |      |       |           |
| 16- 0             | 0- 0     | 2- 0      | NON-CONFERENCE | 5- 0       | 2- 0        | 7- 0          |      |      |       |           |
| 4- 0              | 0- 0     | 0- 0      | HOME           | 1- 0       | 0- 0        | 3- 0          |      |      |       |           |
| 8- 0              | 0- 0     | 2- 0      | AWAY           | 3- 0       | 1- 0        | 2- 0          |      |      |       |           |
| 4- 0              | 0- 0     | 0- 0      | NEUTRAL        | 1- 0       | 1- 0        | 2- 0          |      |      |       |           |
| 14- 0             | 0- 0     | 0- 0      | CONFERENCE     | 2- 0       | 6- 0        | 6- 0          |      |      |       |           |
| 7- 0              | 0- 0     | 0- 0      | HOME           | 1- 0       | 3- 0        | 3- 0          |      |      |       |           |
| 7- 0              | 0- 0     | 0- 0      | AWAY           | 1- 0       | 3- 0        | 3- 0          |      |      |       |           |
| 0- 0              | 0- 0     | 0- 0      | NEUTRAL        | 0- 0       | 0- 0        | 0- 0          |      |      |       |           |

| RPI S                     | Opponent     | Score | RPI S | Opponent    | Score | RPI S | Opponent   | Score | RPI S | Opponent       | Score  |
|---------------------------|--------------|-------|-------|-------------|-------|-------|------------|-------|-------|----------------|--------|
| 41                        | A Pittsburgh | 59 43 | 48    | A Duquesne  | 79 62 | 52    | A Penn     | 55 42 | 105   | A Hampton      | 75 63  |
|                           |              |       |       |             |       | 52    | H Penn     | 83 54 | 116   | A Harvard      | 96 46  |
|                           |              |       |       |             |       | 54    | A American | 63 56 | 116   | H Harvard      | 78 57  |
|                           |              |       |       |             |       | 65    | H Drexel   | 59 43 | 124   | A Yale         | 56 50  |
|                           |              |       |       |             |       | 69    | A Michigan | 85 55 | 124   | H Yale         | 67 49  |
|                           |              |       |       |             |       | 73    | A Fordham  | 67 53 | 125   | A Cornell      | 70 37  |
|                           |              |       |       |             |       | 98    | N Montana  | 80 55 | 125   | H Cornell      | 75 47  |
|                           |              |       |       |             |       |       |            |       | 142   | N Hartford     | 64 51  |
|                           |              |       |       |             |       |       |            |       | 154   | A Dartmouth    | 83 65  |
|                           |              |       |       |             |       |       |            |       | 154   | H Dartmouth    | 70 31  |
|                           |              |       |       |             |       |       |            |       | 174   | N Charlotte    | 73 43  |
|                           |              |       |       |             |       |       |            |       | 185   | N Wake Forest  | 72 55  |
|                           |              |       |       |             |       |       |            |       | 197   | A Delaware     | 87 59  |
|                           |              |       |       |             |       |       |            |       | 231   | A Brown        | 86 58  |
|                           |              |       |       |             |       |       |            |       | 231   | H Brown        | 79 67  |
|                           |              |       |       |             |       |       |            |       | 241   | A Monmouth     | 84 53  |
|                           |              |       |       |             |       |       |            |       | 290   | A Columbia     | 63 44  |
|                           |              |       |       |             |       |       |            |       | 290   | H Columbia     | 83 44  |
|                           |              |       |       |             |       |       |            |       | 300   | H Georgetown   | 83 54  |
|                           |              |       |       |             |       |       |            |       | 311   | H Portland St. | 104 33 |
|                           |              |       |       |             |       |       |            |       | 324   | H Binghamton   | 96 58  |
| LAST 12 Division I GAMES: |              |       |       |             |       |       |            |       |       |                |        |
| 52                        | A Penn       | 55 42 | 154   | H Dartmouth | 70 31 |       |            |       |       |                |        |
| 290                       | A Columbia   | 63 44 | 124   | A Yale      | 56 50 |       |            |       |       |                |        |
| 125                       | A Cornell    | 70 37 | 231   | A Brown     | 86 58 |       |            |       |       |                |        |
| 231                       | H Brown      | 79 67 | 125   | H Cornell   | 75 47 |       |            |       |       |                |        |
| 124                       | H Yale       | 67 49 | 290   | H Columbia  | 83 44 |       |            |       |       |                |        |
| 116                       | H Harvard    | 78 57 | 154   | A Dartmouth | 83 65 |       |            |       |       |                |        |

Non-Div I Games:

Princeton

## Providence

Through Games Of March 10, 2015

|                              |              |            |                |             |               |            |            |           |           |
|------------------------------|--------------|------------|----------------|-------------|---------------|------------|------------|-----------|-----------|
| Average RPI Win: <b>187</b>  | WON-LOST     | WINNING    | LAST 10        | STRENGTH OF | OPP. STRENGTH | TEAM       | ADJ.       | CONF.     | ADJ CONF. |
| Average RPI Loss: <b>120</b> | RECORD       | PCT. RANK  | GAMES          | SCHEDULE    | OF SCHEDULE   | RPI        | RPI        | RPI       | RPI       |
| DIV. I ONLY                  | <b>6- 24</b> | <b>316</b> | <b>1- 9</b>    | <b>86</b>   | <b>82</b>     | <b>269</b> | <b>269</b> | <b>10</b> | <b>10</b> |
| DIV. I NON-CONF.             | <b>3- 8</b>  | <b>263</b> | <b>0- 0</b>    | <b>46</b>   | <b>60</b>     | <b>204</b> | <b>204</b> | <b>9</b>  | <b>9</b>  |
| TOTALS                       | RPI 1-25     | RPI 26-50  | W-L RECORDS    | RPI 51-100  | RPI 101-150   | RPI 150+   |            |           |           |
| 6- 24                        | 0- 2         | 1- 4       | OVERALL        | 1- 6        | 0- 6          | 4- 6       |            |           |           |
| 5- 9                         | 0- 0         | 1- 2       | HOME           | 1- 2        | 0- 2          | 3- 3       |            |           |           |
| 1- 14                        | 0- 2         | 0- 2       | AWAY           | 0- 4        | 0- 4          | 1- 2       |            |           |           |
| 0- 1                         | 0- 0         | 0- 0       | NEUTRAL        | 0- 0        | 0- 0          | 0- 1       |            |           |           |
| 3- 8                         | 0- 2         | 1- 0       | NON-CONFERENCE | 0- 1        | 0- 4          | 2- 1       |            |           |           |
| 3- 2                         | 0- 0         | 1- 0       | HOME           | 0- 0        | 0- 1          | 2- 1       |            |           |           |
| 0- 6                         | 0- 2         | 0- 0       | AWAY           | 0- 1        | 0- 3          | 0- 0       |            |           |           |
| 0- 0                         | 0- 0         | 0- 0       | NEUTRAL        | 0- 0        | 0- 0          | 0- 0       |            |           |           |
| 3- 16                        | 0- 0         | 0- 4       | CONFERENCE     | 1- 5        | 0- 2          | 2- 5       |            |           |           |
| 2- 7                         | 0- 0         | 0- 2       | HOME           | 1- 2        | 0- 1          | 1- 2       |            |           |           |
| 1- 8                         | 0- 0         | 0- 2       | AWAY           | 0- 3        | 0- 1          | 1- 2       |            |           |           |
| 0- 1                         | 0- 0         | 0- 0       | NEUTRAL        | 0- 0        | 0- 0          | 0- 1       |            |           |           |

| RPI 1-25                  |   |          |              | RPI 26-50  |   |            |               | RPI 51-100 |   |                 |              | RPI 101+ Team's RPI: 269 |   |                |              |
|---------------------------|---|----------|--------------|------------|---|------------|---------------|------------|---|-----------------|--------------|--------------------------|---|----------------|--------------|
| RPI                       | S | Opponent | Score        | RPI        | S | Opponent   | Score         | RPI        | S | Opponent        | Score        | RPI                      | S | Opponent       | Score        |
| 13                        | A | Dayton   | 56 <b>72</b> | 37         | A | DePaul     | 42 <b>90</b>  | 76         | A | Villanova       | 62 <b>71</b> | 118                      | A | Boston College | 51 <b>79</b> |
| 14                        | A | FGCU     | 58 <b>68</b> | 37         | H | DePaul     | 66 <b>103</b> | 76         | H | Villanova       | 51 49        | 129                      | H | Rhode Island   | 56 <b>63</b> |
|                           |   |          |              | 40         | A | Seton Hall | 40 <b>67</b>  | 85         | A | St. John's (NY) | 49 <b>70</b> | 142                      | A | Hartford       | 54 <b>57</b> |
|                           |   |          |              | 40         | H | Seton Hall | 67 <b>68</b>  | 85         | H | St. John's (NY) | 52 <b>68</b> | 143                      | A | Bryant         | 80 <b>90</b> |
|                           |   |          |              | 48         | H | Duquesne   | 67 56         | 88         | A | Creighton       | 57 <b>84</b> | 144                      | A | Butler         | 61 <b>66</b> |
|                           |   |          |              |            |   |            |               | 88         | H | Creighton       | 54 <b>65</b> | 144                      | H | Butler         | 59 <b>67</b> |
|                           |   |          |              |            |   |            |               | 90         | A | Richmond        | 59 <b>75</b> | 189                      | A | Xavier         | 59 <b>71</b> |
|                           |   |          |              |            |   |            |               |            |   |                 |              | 189                      | H | Xavier         | 57 <b>68</b> |
|                           |   |          |              |            |   |            |               |            |   |                 |              | 200                      | H | Virginia Tech  | 69 <b>72</b> |
|                           |   |          |              |            |   |            |               |            |   |                 |              | 218                      | H | UMass Lowell   | 66 54        |
|                           |   |          |              |            |   |            |               |            |   |                 |              | 231                      | H | Brown          | 78 69        |
|                           |   |          |              |            |   |            |               |            |   |                 |              | 247                      | A | Marquette      | 66 58        |
|                           |   |          |              |            |   |            |               |            |   |                 |              | 247                      | H | Marquette      | 64 <b>72</b> |
|                           |   |          |              |            |   |            |               |            |   |                 |              | 247                      | N | Marquette      | 75 <b>78</b> |
|                           |   |          |              |            |   |            |               |            |   |                 |              | 300                      | A | Georgetown     | 61 <b>69</b> |
|                           |   |          |              |            |   |            |               |            |   |                 |              | 300                      | H | Georgetown     | 81 66        |
| LAST 12 Division I GAMES: |   |          |              |            |   |            |               |            |   |                 |              |                          |   |                |              |
|                           |   | 247      | N            | Marquette  |   |            | 75 <b>78</b>  |            |   | 85              | A            | St. John's (NY)          |   |                | 49 <b>70</b> |
|                           |   | 300      | H            | Georgetown |   |            | 81 66         |            |   | 40              | A            | Seton Hall               |   |                | 40 <b>67</b> |
|                           |   | 76       | A            | Villanova  |   |            | 62 <b>71</b>  |            |   | 189             | H            | Xavier                   |   |                | 57 <b>68</b> |
|                           |   | 37       | H            | DePaul     |   |            | 66 <b>103</b> |            |   | 144             | H            | Butler                   |   |                | 59 <b>67</b> |
|                           |   | 247      | H            | Marquette  |   |            | 64 <b>72</b>  |            |   | 37              | A            | DePaul                   |   |                | 42 <b>90</b> |
|                           |   | 88       | A            | Creighton  |   |            | 57 <b>84</b>  |            |   | 247             | A            | Marquette                |   |                | 66 58        |

Non-Div I Games:

Providence

■ Loss, 
■ Non-Conf, 
■ S Site, 
■ H Home 
■ A Away 
N Neutral

|                   |          |           |                |            |             |               |      |      |       |           |
|-------------------|----------|-----------|----------------|------------|-------------|---------------|------|------|-------|-----------|
| Average RPI Win:  | 148      | WON-LOST  | WINNING        | LAST 10    | STRENGTH OF | OPP. STRENGTH | TEAM | ADJ. | CONF. | ADJ CONF. |
| Average RPI Loss: | 59       | RECORD    | PCT. RANK      | GAMES      | SCHEDULE    | OF SCHEDULE   | RPI  | RPI  | RPI   | RPI       |
| DIV. I ONLY       | 11- 20   | 257       | 1- 9           | 18         | 35          | 130           | 130  | 4    | 4     |           |
| DIV. I NON-CONF.  | 7- 4     | 107       | 0- 0           | 10         | 36          | 52            | 52   | 2    | 2     |           |
| TOTALS            | RPI 1-25 | RPI 26-50 | W-L RECORDS    | RPI 51-100 | RPI 101-150 | RPI 150+      |      |      |       |           |
| 11- 20            | 0- 6     | 1- 8      | OVERALL        | 1- 2       | 5- 1        | 4- 3          |      |      |       |           |
| 6- 10             | 0- 2     | 0- 4      | HOME           | 1- 1       | 2- 1        | 3- 2          |      |      |       |           |
| 3- 8              | 0- 3     | 1- 3      | AWAY           | 0- 1       | 2- 0        | 0- 1          |      |      |       |           |
| 2- 2              | 0- 1     | 0- 1      | NEUTRAL        | 0- 0       | 1- 0        | 1- 0          |      |      |       |           |
| 7- 4              | 0- 4     | 0- 0      | NON-CONFERENCE | 1- 0       | 4- 0        | 2- 0          |      |      |       |           |
| 5- 2              | 0- 2     | 0- 0      | HOME           | 1- 0       | 2- 0        | 2- 0          |      |      |       |           |
| 1- 1              | 0- 1     | 0- 0      | AWAY           | 0- 0       | 1- 0        | 0- 0          |      |      |       |           |
| 1- 1              | 0- 1     | 0- 0      | NEUTRAL        | 0- 0       | 1- 0        | 0- 0          |      |      |       |           |
| 4- 16             | 0- 2     | 1- 8      | CONFERENCE     | 0- 2       | 1- 1        | 2- 3          |      |      |       |           |
| 1- 8              | 0- 0     | 0- 4      | HOME           | 0- 1       | 0- 1        | 1- 2          |      |      |       |           |
| 2- 7              | 0- 2     | 1- 3      | AWAY           | 0- 1       | 1- 0        | 0- 1          |      |      |       |           |
| 1- 1              | 0- 0     | 0- 1      | NEUTRAL        | 0- 0       | 0- 0        | 1- 0          |      |      |       |           |

| RPI                       | S | Opponent          | Score | RPI          | S  | Opponent     | Score | RPI | S            | Opponent     | Score | RPI | S | Opponent   | Score | Team's RPI: 130 |
|---------------------------|---|-------------------|-------|--------------|----|--------------|-------|-----|--------------|--------------|-------|-----|---|------------|-------|-----------------|
| 6                         | A | Maryland          | 64 88 | 27           | A  | Ohio St.     | 60 92 | 69  | A            | Michigan     | 50 81 | 107 | H | Kansas     | 61 48 |                 |
| 9                         | A | Iowa              | 59 73 | 27           | H  | Ohio St.     | 71 79 | 78  | H            | Michigan St. | 56 61 | 109 | A | Illinois   | 62 55 |                 |
| 10                        | H | Florida St.       | 64 67 | 33           | H  | Northwestern | 65 73 | 89  | H            | Wright St.   | 70 46 | 109 | H | Illinois   | 46 47 |                 |
| 11                        | N | George Washington | 59 79 | 36           | A  | Nebraska     | 59 69 |     |              |              |       | 113 | H | Toledo     | 66 48 |                 |
| 13                        | A | Dayton            | 61 63 | 42           | A  | Rutgers      | 49 78 |     |              |              |       | 120 | A | Ball St.   | 66 60 |                 |
| 25                        | H | Green Bay         | 78 81 | 42           | H  | Rutgers      | 49 58 |     |              |              |       | 137 | N | Texas Tech | 69 53 |                 |
|                           |   |                   |       | 43           | A  | Minnesota    | 90 88 |     |              |              |       | 160 | H | Wisconsin  | 56 65 |                 |
|                           |   |                   |       | 43           | H  | Minnesota    | 68 81 |     |              |              |       | 160 | N | Wisconsin  | 58 56 |                 |
|                           |   |                   |       | 43           | N  | Minnesota    | 78 82 |     |              |              |       | 166 | A | Indiana    | 55 72 |                 |
|                           |   |                   |       |              |    |              |       |     |              |              |       | 166 | H | Indiana    | 86 64 |                 |
|                           |   |                   |       |              |    |              |       |     |              |              |       | 227 | H | Penn St.   | 50 54 |                 |
|                           |   |                   |       |              |    |              |       |     |              |              |       | 272 | H | UC Irvine  | 69 44 |                 |
|                           |   |                   |       |              |    |              |       |     |              |              |       | 309 | H | Denver     | 65 51 |                 |
| LAST 12 Division I GAMES: |   |                   |       |              |    |              |       |     |              |              |       |     |   |            |       |                 |
|                           |   | 43                | N     | Minnesota    | 78 | 82           | 42    | A   | Rutgers      | 49           | 78    |     |   |            |       |                 |
|                           |   | 160               | N     | Wisconsin    | 58 | 56           | 33    | H   | Northwestern | 65           | 73    |     |   |            |       |                 |
|                           |   | 78                | H     | Michigan St. | 56 | 61           | 227   | H   | Penn St.     | 50           | 54    |     |   |            |       |                 |
|                           |   | 69                | A     | Michigan     | 50 | 81           | 166   | A   | Indiana      | 55           | 72    |     |   |            |       |                 |
|                           |   | 109               | H     | Illinois     | 46 | 47           | 42    | H   | Rutgers      | 49           | 58    |     |   |            |       |                 |
|                           |   | 27                | A     | Ohio St.     | 60 | 92           | 27    | H   | Ohio St.     | 71           | 79    |     |   |            |       |                 |

Non-Div I Games:

Purdue

■ Loss, 
 ■ Non-Conf, 
 ■ S Site, 
 ■ H Home 
 ■ A Away 
 N Neutral

Quinnipiac

Through Games Of March 10, 2015

|                   |          |           |                |            |             |               |      |      |       |           |
|-------------------|----------|-----------|----------------|------------|-------------|---------------|------|------|-------|-----------|
| Average RPI Win:  | 198      | WON-LOST  | WINNING        | LAST 10    | STRENGTH OF | OPP. STRENGTH | TEAM | ADJ. | CONF. | ADJ CONF. |
| Average RPI Loss: | 44       | RECORD    | PCT. RANK      | GAMES      | SCHEDULE    | OF SCHEDULE   | RPI  | RPI  | RPI   | RPI       |
| DIV. I ONLY       | 31- 3    | 7         | 10- 0          | 103        | 199         | 24            | 24   | 24   | 24    |           |
| DIV. I NON-CONF.  | 8- 3     | 71        | 0- 0           | 7          | 29          | 11            | 11   | 24   | 24    |           |
| TOTALS            | RPI 1-25 | RPI 26-50 | W-L RECORDS    | RPI 51-100 | RPI 101-150 | RPI 150+      |      |      |       |           |
| 31- 3             | 0- 2     | 0- 0      | OVERALL        | 4- 0       | 5- 1        | 22- 0         |      |      |       |           |
| 14- 0             | 0- 0     | 0- 0      | HOME           | 3- 0       | 2- 0        | 9- 0          |      |      |       |           |
| 13- 1             | 0- 0     | 0- 0      | AWAY           | 1- 0       | 2- 0        | 10- 0         |      |      |       |           |
| 4- 2              | 0- 1     | 0- 0      | NEUTRAL        | 0- 0       | 1- 1        | 3- 0          |      |      |       |           |
| 8- 3              | 0- 2     | 0- 0      | NON-CONFERENCE | 4- 0       | 2- 1        | 2- 0          |      |      |       |           |
| 4- 0              | 0- 0     | 0- 0      | HOME           | 3- 0       | 1- 0        | 0- 0          |      |      |       |           |
| 2- 1              | 0- 1     | 0- 0      | AWAY           | 1- 0       | 1- 0        | 0- 0          |      |      |       |           |
| 2- 2              | 0- 1     | 0- 0      | NEUTRAL        | 0- 0       | 0- 1        | 2- 0          |      |      |       |           |
| 23- 0             | 0- 0     | 0- 0      | CONFERENCE     | 0- 0       | 3- 0        | 20- 0         |      |      |       |           |
| 10- 0             | 0- 0     | 0- 0      | HOME           | 0- 0       | 1- 0        | 9- 0          |      |      |       |           |
| 11- 0             | 0- 0     | 0- 0      | AWAY           | 0- 0       | 1- 0        | 10- 0         |      |      |       |           |
| 2- 0              | 0- 0     | 0- 0      | NEUTRAL        | 0- 0       | 1- 0        | 1- 0          |      |      |       |           |

| RPI                       | S | Opponent   | Score  | RPI | S | Opponent      | Score | RPI | S | Opponent       | Score | RPI | S | Opponent   | Score |
|---------------------------|---|------------|--------|-----|---|---------------|-------|-----|---|----------------|-------|-----|---|------------|-------|
| 1                         | A | Notre Dame | 52 112 |     |   |               |       | 65  | H | Drexel         | 74 50 | 105 | H | Hampton    | 87 59 |
| 14                        | N | FGCU       | 65 71  |     |   |               |       | 83  | H | Albany (NY)    | 66 62 | 115 | A | Marist     | 80 62 |
|                           |   |            |        |     |   |               |       | 86  | A | Saint Joseph's | 69 67 | 115 | H | Marist     | 73 55 |
|                           |   |            |        |     |   |               |       | 96  | H | Army           | 79 64 | 115 | N | Marist     | 72 61 |
|                           |   |            |        |     |   |               |       |     |   |                |       | 116 | N | Harvard    | 83 87 |
|                           |   |            |        |     |   |               |       |     |   |                |       | 142 | A | Hartford   | 70 58 |
|                           |   |            |        |     |   |               |       |     |   |                |       | 169 | A | Siena      | 64 47 |
|                           |   |            |        |     |   |               |       |     |   |                |       | 169 | A | Siena      | 87 62 |
|                           |   |            |        |     |   |               |       |     |   |                |       | 169 | H | Siena      | 78 65 |
|                           |   |            |        |     |   |               |       |     |   |                |       | 179 | A | Fairfield  | 67 66 |
|                           |   |            |        |     |   |               |       |     |   |                |       | 179 | H | Fairfield  | 83 43 |
|                           |   |            |        |     |   |               |       |     |   |                |       | 183 | N | Holy Cross | 74 67 |
|                           |   |            |        |     |   |               |       |     |   |                |       | 194 | A | Iona       | 79 72 |
|                           |   |            |        |     |   |               |       |     |   |                |       | 194 | H | Iona       | 85 74 |
|                           |   |            |        |     |   |               |       |     |   |                |       | 199 | N | Alabama    | 73 66 |
|                           |   |            |        |     |   |               |       |     |   |                |       | 239 | A | Niagara    | 71 68 |
|                           |   |            |        |     |   |               |       |     |   |                |       | 239 | H | Niagara    | 80 66 |
|                           |   |            |        |     |   |               |       |     |   |                |       | 241 | A | Monmouth   | 87 48 |
|                           |   |            |        |     |   |               |       |     |   |                |       | 241 | H | Monmouth   | 94 53 |
|                           |   |            |        |     |   |               |       |     |   |                |       | 241 | N | Monmouth   | 82 61 |
|                           |   |            |        |     |   |               |       |     |   |                |       | 261 | A | Canisius   | 86 66 |
|                           |   |            |        |     |   |               |       |     |   |                |       | 261 | H | Canisius   | 88 85 |
|                           |   |            |        |     |   |               |       |     |   |                |       | 278 | A | Rider      | 91 53 |
|                           |   |            |        |     |   |               |       |     |   |                |       | 278 | H | Rider      | 96 54 |
|                           |   |            |        |     |   |               |       |     |   |                |       | 322 | A | Manhattan  | 82 71 |
|                           |   |            |        |     |   |               |       |     |   |                |       | 322 | H | Manhattan  | 85 51 |
| LAST 12 Division I GAMES: |   |            |        |     |   |               |       |     |   |                |       |     |   |            |       |
| 115                       | N | Marist     | 72 61  | 194 | A | Iona          | 79 72 |     |   |                |       |     |   |            |       |
| 169                       | A | Siena      | 64 47  | 327 | H | Saint Peter's | 82 52 |     |   |                |       |     |   |            |       |
| 241                       | N | Monmouth   | 82 61  | 261 | H | Canisius      | 88 85 |     |   |                |       |     |   |            |       |
| 241                       | A | Monmouth   | 87 48  | 115 | A | Marist        | 80 62 |     |   |                |       |     |   |            |       |
| 278                       | A | Rider      | 91 53  | 194 | H | Iona          | 85 74 |     |   |                |       |     |   |            |       |
| 322                       | A | Manhattan  | 82 71  | 278 | H | Rider         | 96 54 |     |   |                |       |     |   |            |       |

Non-Div I Games:

Quinnipiac

Loss, Non-Conf, S Site, H Home A Away N Neutral

| RPI | S | Opponent      | Score |    |
|-----|---|---------------|-------|----|
| 327 | A | Saint Peter's | 81    | 50 |
| 327 | H | Saint Peter's | 82    | 52 |

Q  
u  
i  
n  
n  
i  
p  
i  
a  
c

Q  
u  
i  
n  
n  
i  
p  
i  
a  
c

Quinnipiac

| RPI 1-25        |   |                 |       |    |  |
|-----------------|---|-----------------|-------|----|--|
| RPI             | S | Opponent        | Score |    |  |
| 41              | A | Pittsburgh      | 47    | 72 |  |
| RPI 26-50       |   |                 |       |    |  |
| RPI             | S | Opponent        | Score |    |  |
| 41              | A | Pittsburgh      | 47    | 72 |  |
| RPI 51-100      |   |                 |       |    |  |
| RPI             | S | Opponent        | Score |    |  |
| 64              | A | Liberty         | 39    | 75 |  |
| 64              | H | Liberty         | 63    | 72 |  |
| 77              | H | Youngstown St.  | 44    | 70 |  |
| RPI 101+        |   |                 |       |    |  |
| RPI             | S | Opponent        | Score |    |  |
| 110             | A | Virginia        | 47    | 75 |  |
| 152             | A | High Point      | 63    | 83 |  |
| 152             | H | High Point      | 61    | 58 |  |
| 171             | A | Appalachian St. | 68    | 67 |  |
| 178             | H | William & Mary  | 71    | 81 |  |
| 196             | A | Winthrop        | 45    | 66 |  |
| 196             | H | Winthrop        | 55    | 47 |  |
| 200             | A | Virginia Tech   | 60    | 73 |  |
| 201             | A | Campbell        | 62    | 65 |  |
| 201             | H | Campbell        | 67    | 43 |  |
| 242             | A | Presbyterian    | 43    | 35 |  |
| 242             | H | Presbyterian    | 75    | 68 |  |
| 265             | H | Norfolk St.     | 74    | 65 |  |
| 279             | A | Gardner-Webb    | 76    | 60 |  |
| 279             | H | Gardner-Webb    | 59    | 49 |  |
| 279             | N | Gardner-Webb    | 56    | 70 |  |
| 305             | A | UNC Asheville   | 67    | 65 |  |
| 305             | H | UNC Asheville   | 50    | 47 |  |
| 314             | H | Wofford         | 60    | 59 |  |
| 334             | A | Coastal Caro.   | 52    | 43 |  |
| 334             | H | Coastal Caro.   | 42    | 75 |  |
| 343             | A | Longwood        | 78    | 60 |  |
| 343             | H | Longwood        | 55    | 45 |  |
| 348             | A | Charleston So.  | 64    | 57 |  |
| 348             | H | Charleston So.  | 53    | 51 |  |
| Team's RPI: 204 |   |                 |       |    |  |

| LAST 12 Division I GAMES: |   |                |    |    |  |
|---------------------------|---|----------------|----|----|--|
| 279                       | N | Gardner-Webb   | 56 | 70 |  |
| 152                       | A | High Point     | 63 | 83 |  |
| 305                       | H | UNC Asheville  | 50 | 47 |  |
| 201                       | H | Campbell       | 67 | 43 |  |
| 196                       | A | Winthrop       | 45 | 66 |  |
| 348                       | A | Charleston So. | 64 | 57 |  |
| 343                       | H | Longwood       | 55 | 45 |  |
| 242                       | H | Presbyterian   | 75 | 68 |  |
| 334                       | A | Coastal Caro.  | 52 | 43 |  |
| 64                        | A | Liberty        | 39 | 75 |  |
| 279                       | H | Gardner-Webb   | 59 | 49 |  |
| 152                       | H | High Point     | 61 | 58 |  |

Radford

Page 254

## Rhode Island

Through Games Of March 10, 2015

| Average RPI Win:  | 194      | WON-LOST  | WINNING        | LAST 10    | STRENGTH OF | OPP. STRENGTH | TEAM | ADJ. | CONF. | ADJ CONF. |
|-------------------|----------|-----------|----------------|------------|-------------|---------------|------|------|-------|-----------|
| Average RPI Loss: | 121      | RECORD    | PCT. RANK      | GAMES      | SCHEDULE    | OF SCHEDULE   | RPI  | RPI  | RPI   | RPI       |
| DIV. I ONLY       | 17- 13   | 126       | 5- 5           | 168        | 114         | 129           | 129  | 6    | 6     |           |
| DIV. I NON-CONF.  | 8- 4     | 92        | 0- 0           | 293        | 262         | 172           | 172  | 6    | 6     |           |
| TOTALS            | RPI 1-25 | RPI 26-50 | W-L RECORDS    | RPI 51-100 | RPI 101-150 | RPI 150+      |      |      |       |           |
| 17- 13            | 0- 2     | 1- 2      | OVERALL        | 2- 2       | 2- 1        | 12- 6         |      |      |       |           |
| 9- 5              | 0- 1     | 1- 0      | HOME           | 2- 2       | 1- 0        | 5- 2          |      |      |       |           |
| 6- 7              | 0- 1     | 0- 1      | AWAY           | 0- 0       | 1- 1        | 5- 4          |      |      |       |           |
| 2- 1              | 0- 0     | 0- 1      | NEUTRAL        | 0- 0       | 0- 0        | 2- 0          |      |      |       |           |
| 8- 4              | 0- 0     | 0- 0      | NON-CONFERENCE | 0- 1       | 2- 0        | 6- 3          |      |      |       |           |
| 3- 3              | 0- 0     | 0- 0      | HOME           | 0- 1       | 1- 0        | 2- 2          |      |      |       |           |
| 4- 1              | 0- 0     | 0- 0      | AWAY           | 0- 0       | 1- 0        | 3- 1          |      |      |       |           |
| 1- 0              | 0- 0     | 0- 0      | NEUTRAL        | 0- 0       | 0- 0        | 1- 0          |      |      |       |           |
| 9- 9              | 0- 2     | 1- 2      | CONFERENCE     | 2- 1       | 0- 1        | 6- 3          |      |      |       |           |
| 6- 2              | 0- 1     | 1- 0      | HOME           | 2- 1       | 0- 0        | 3- 0          |      |      |       |           |
| 2- 6              | 0- 1     | 0- 1      | AWAY           | 0- 0       | 0- 1        | 2- 3          |      |      |       |           |
| 1- 1              | 0- 0     | 0- 1      | NEUTRAL        | 0- 0       | 0- 0        | 1- 0          |      |      |       |           |

| RPI                       | S | Opponent          | Score | RPI           | S  | Opponent | Score | RPI | S               | Opponent       | Score | RPI | S | Opponent          | Score | Team's RPI: 129 |
|---------------------------|---|-------------------|-------|---------------|----|----------|-------|-----|-----------------|----------------|-------|-----|---|-------------------|-------|-----------------|
| 11                        | H | George Washington | 49 59 | 48            | A  | Duquesne | 50 60 | 68  | H               | East Carolina  | 38 66 | 141 | A | VCU               | 48 64 |                 |
| 13                        | A | Dayton            | 33 77 | 48            | H  | Duquesne | 62 61 | 73  | H               | Fordham        | 71 56 | 143 | A | Bryant            | 60 56 |                 |
|                           |   |                   |       | 48            | N  | Duquesne | 53 66 | 86  | H               | Saint Joseph's | 63 61 | 146 | H | Central Conn. St. | 58 46 |                 |
|                           |   |                   |       |               |    |          |       | 90  | H               | Richmond       | 50 54 | 151 | H | Saint Louis       | 68 53 |                 |
|                           |   |                   |       |               |    |          |       |     |                 |                |       | 154 | H | Dartmouth         | 44 54 |                 |
|                           |   |                   |       |               |    |          |       |     |                 |                |       | 165 | A | St. Bonaventure   | 59 73 |                 |
|                           |   |                   |       |               |    |          |       |     |                 |                |       | 175 | H | Marshall          | 45 61 |                 |
|                           |   |                   |       |               |    |          |       |     |                 |                |       | 184 | A | La Salle          | 45 47 |                 |
|                           |   |                   |       |               |    |          |       |     |                 |                |       | 184 | H | La Salle          | 55 54 |                 |
|                           |   |                   |       |               |    |          |       |     |                 |                |       | 184 | N | La Salle          | 65 60 |                 |
|                           |   |                   |       |               |    |          |       |     |                 |                |       | 192 | A | Massachusetts     | 70 78 |                 |
|                           |   |                   |       |               |    |          |       |     |                 |                |       | 192 | H | Massachusetts     | 70 58 |                 |
|                           |   |                   |       |               |    |          |       |     |                 |                |       | 218 | A | UMass Lowell      | 75 66 |                 |
|                           |   |                   |       |               |    |          |       |     |                 |                |       | 231 | H | Brown             | 65 61 |                 |
|                           |   |                   |       |               |    |          |       |     |                 |                |       | 235 | A | George Mason      | 57 45 |                 |
|                           |   |                   |       |               |    |          |       |     |                 |                |       | 243 | N | Towson            | 60 49 |                 |
|                           |   |                   |       |               |    |          |       |     |                 |                |       | 264 | A | Davidson          | 71 62 |                 |
|                           |   |                   |       |               |    |          |       |     |                 |                |       | 269 | A | Providence        | 63 56 |                 |
|                           |   |                   |       |               |    |          |       |     |                 |                |       | 290 | A | Columbia          | 69 79 |                 |
|                           |   |                   |       |               |    |          |       |     |                 |                |       | 308 | A | LIU Brooklyn      | 66 49 |                 |
|                           |   |                   |       |               |    |          |       |     |                 |                |       | 321 | H | Boston U.         | 56 48 |                 |
| LAST 12 Division I GAMES: |   |                   |       |               |    |          |       |     |                 |                |       |     |   |                   |       |                 |
|                           |   | 48                | N     | Duquesne      | 53 | 66       | 73    | H   | Fordham         | 71             | 56    |     |   |                   |       |                 |
|                           |   | 184               | N     | La Salle      | 65 | 60       | 86    | H   | Saint Joseph's  | 63             | 61    |     |   |                   |       |                 |
|                           |   | 192               | A     | Massachusetts | 70 | 78       | 165   | A   | St. Bonaventure | 59             | 73    |     |   |                   |       |                 |
|                           |   | 151               | H     | Saint Louis   | 68 | 53       | 192   | H   | Massachusetts   | 70             | 58    |     |   |                   |       |                 |
|                           |   | 48                | A     | Duquesne      | 50 | 60       | 90    | H   | Richmond        | 50             | 54    |     |   |                   |       |                 |
|                           |   | 184               | A     | La Salle      | 45 | 47       | 235   | A   | George Mason    | 57             | 45    |     |   |                   |       |                 |

Non-Div I Games:

Rhode Island

■ Loss, 
 ■ Non-Conf, 
 ■ S Site, 
 ■ H Home 
 ■ A Away 
 N Neutral

|                              |          |           |                |             |               |          |      |       |           |
|------------------------------|----------|-----------|----------------|-------------|---------------|----------|------|-------|-----------|
| Average RPI Win: <b>254</b>  | WON-LOST | WINNING   | LAST 10        | STRENGTH OF | OPP. STRENGTH | TEAM     | ADJ. | CONF. | ADJ CONF. |
| Average RPI Loss: <b>146</b> | RECORD   | PCT. RANK | GAMES          | SCHEDULE    | OF SCHEDULE   | RPI      | RPI  | RPI   | RPI       |
| DIV. I ONLY                  | 9- 20    | 272       | 2- 8           | 131         | 247           | 266      | 266  | 17    | 17        |
| DIV. I NON-CONF.             | 5- 6     | 178       | 0- 0           | 65          | 318           | 177      | 177  | 18    | 18        |
| TOTALS                       | RPI 1-25 | RPI 26-50 | W-L RECORDS    | RPI 51-100  | RPI 101-150   | RPI 150+ |      |       |           |
| 9- 20                        | 0- 1     | 0- 3      | OVERALL        | 0- 2        | 0- 4          | 9- 10    |      |       |           |
| 8- 8                         | 0- 0     | 0- 2      | HOME           | 0- 0        | 0- 2          | 8- 4     |      |       |           |
| 1- 12                        | 0- 1     | 0- 1      | AWAY           | 0- 2        | 0- 2          | 1- 6     |      |       |           |
| 0- 0                         | 0- 0     | 0- 0      | NEUTRAL        | 0- 0        | 0- 0          | 0- 0     |      |       |           |
| 5- 6                         | 0- 1     | 0- 2      | NON-CONFERENCE | 0- 0        | 0- 1          | 5- 2     |      |       |           |
| 5- 2                         | 0- 0     | 0- 1      | HOME           | 0- 0        | 0- 1          | 5- 0     |      |       |           |
| 0- 4                         | 0- 1     | 0- 1      | AWAY           | 0- 0        | 0- 0          | 0- 2     |      |       |           |
| 0- 0                         | 0- 0     | 0- 0      | NEUTRAL        | 0- 0        | 0- 0          | 0- 0     |      |       |           |
| 4- 14                        | 0- 0     | 0- 1      | CONFERENCE     | 0- 2        | 0- 3          | 4- 8     |      |       |           |
| 3- 6                         | 0- 0     | 0- 1      | HOME           | 0- 0        | 0- 1          | 3- 4     |      |       |           |
| 1- 8                         | 0- 0     | 0- 0      | AWAY           | 0- 2        | 0- 2          | 1- 4     |      |       |           |
| 0- 0                         | 0- 0     | 0- 0      | NEUTRAL        | 0- 0        | 0- 0          | 0- 0     |      |       |           |

| RPI 1-25                  |   |               |              | RPI 26-50 |   |             |              | RPI 51-100 |   |                |              | RPI 101+ Team's RPI: 266 |   |                    |              |
|---------------------------|---|---------------|--------------|-----------|---|-------------|--------------|------------|---|----------------|--------------|--------------------------|---|--------------------|--------------|
| RPI                       | S | Opponent      | Score        | RPI       | S | Opponent    | Score        | RPI        | S | Opponent       | Score        | RPI                      | S | Opponent           | Score        |
| 21                        | A | Texas         | 54 <b>77</b> | 30        | H | Western Ky. | 76 <b>83</b> | 66         | A | Middle Tenn.   | 61 <b>79</b> | 121                      | A | Louisiana Tech     | 71 <b>88</b> |
|                           |   |               |              | 31        | H | UALR        | 40 <b>55</b> | 93         | A | Southern Miss. | 54 <b>65</b> | 127                      | H | Stephen F. Austin  | 59 <b>70</b> |
|                           |   |               |              | 34        | A | Texas A&M   | 55 <b>76</b> |            |   |                |              | 128                      | A | Old Dominion       | 68 <b>83</b> |
|                           |   |               |              |           |   |             |              |            |   |                |              | 128                      | H | Old Dominion       | 55 <b>62</b> |
|                           |   |               |              |           |   |             |              |            |   |                |              | 173                      | A | UTSA               | 62 58        |
|                           |   |               |              |           |   |             |              |            |   |                |              | 173                      | H | UTSA               | 49 <b>60</b> |
|                           |   |               |              |           |   |             |              |            |   |                |              | 174                      | A | Charlotte          | 59 <b>74</b> |
|                           |   |               |              |           |   |             |              |            |   |                |              | 174                      | H | Charlotte          | 59 <b>62</b> |
|                           |   |               |              |           |   |             |              |            |   |                |              | 175                      | H | Marshall           | 69 <b>72</b> |
|                           |   |               |              |           |   |             |              |            |   |                |              | 182                      | A | UAB                | 59 <b>75</b> |
|                           |   |               |              |           |   |             |              |            |   |                |              | 186                      | H | Lamar              | 97 63        |
|                           |   |               |              |           |   |             |              |            |   |                |              | 190                      | A | Texas Southern     | 63 <b>69</b> |
|                           |   |               |              |           |   |             |              |            |   |                |              | 211                      | H | McNeese St.        | 57 55        |
|                           |   |               |              |           |   |             |              |            |   |                |              | 217                      | H | Fla. Atlantic      | 70 <b>82</b> |
|                           |   |               |              |           |   |             |              |            |   |                |              | 244                      | A | UTEP               | 51 <b>54</b> |
|                           |   |               |              |           |   |             |              |            |   |                |              | 244                      | H | UTEP               | 79 62        |
|                           |   |               |              |           |   |             |              |            |   |                |              | 246                      | H | A&M-Corpus Christi | 59 54        |
|                           |   |               |              |           |   |             |              |            |   |                |              | 247                      | H | Prairie View       | 70 58        |
|                           |   |               |              |           |   |             |              |            |   |                |              | 288                      | A | Houston            | 58 <b>59</b> |
|                           |   |               |              |           |   |             |              |            |   |                |              | 313                      | H | Alcorn             | 61 33        |
|                           |   |               |              |           |   |             |              |            |   |                |              | 330                      | A | North Texas        | 48 <b>53</b> |
|                           |   |               |              |           |   |             |              |            |   |                |              | 330                      | H | North Texas        | 58 55        |
|                           |   |               |              |           |   |             |              |            |   |                |              | 333                      | H | FIU                | 80 59        |
| LAST 12 Division I GAMES: |   |               |              |           |   |             |              |            |   |                |              |                          |   |                    |              |
| 244                       | H | UTEP          | 79 62        | 182       | A | UAB         | 59 <b>75</b> | 66         | A | Middle Tenn.   | 61 <b>79</b> |                          |   |                    |              |
| 173                       | H | UTSA          | 49 <b>60</b> | 30        | H | Western Ky. | 76 <b>83</b> | 175        | H | Marshall       | 69 <b>72</b> |                          |   |                    |              |
| 174                       | A | Charlotte     | 59 <b>74</b> | 330       | H | North Texas | 58 55        | 121        | A | Louisiana Tech | 71 <b>88</b> |                          |   |                    |              |
| 128                       | A | Old Dominion  | 68 <b>83</b> |           |   |             |              |            |   |                |              |                          |   |                    |              |
| 217                       | H | Fla. Atlantic | 70 <b>82</b> |           |   |             |              |            |   |                |              |                          |   |                    |              |
| 333                       | H | FIU           | 80 59        |           |   |             |              |            |   |                |              |                          |   |                    |              |

Non-Div I Games:

Rice



| Average RPI Win: 209 |          | WON-LOST | WINNING   | LAST 10 | STRENGTH OF    | OPP. STRENGTH | TEAM       | ADJ. | CONF.       | ADJ CONF. |
|----------------------|----------|----------|-----------|---------|----------------|---------------|------------|------|-------------|-----------|
| Average RPI Loss: 56 |          | RECORD   | PCT. RANK | GAMES   | SCHEDULE       | OF SCHEDULE   | RPI        | RPI  | RPI         | RPI       |
| DIV. I ONLY          |          | 18- 13   | 122       | 5- 5    | 93             | 73            | 90         | 90   | 6           | 6         |
| DIV. I NON-CONF.     |          | 8- 5     | 123       | 0- 0    | 245            | 133           | 140        | 140  | 6           | 6         |
| TOTALS               | RPI 1-25 |          | RPI 26-50 |         | W-L RECORDS    |               | RPI 51-100 |      | RPI 101-150 | RPI 150+  |
| 18- 13               | 0- 4     |          | 0- 3      |         | OVERALL        |               | 0- 4       |      | 3- 1        | 15- 1     |
| 10- 3                | 0- 2     |          | 0- 0      |         | HOME           |               | 0- 0       |      | 1- 1        | 9- 0      |
| 7- 7                 | 0- 0     |          | 0- 0      |         | AWAY           |               | 0- 1       |      | 2- 0        | 5- 0      |
| 1- 3                 | 0- 0     |          | 0- 1      |         | NEUTRAL        |               | 0- 1       |      | 0- 0        | 1- 1      |
| 8- 5                 | 0- 0     |          | 0- 2      |         | NON-CONFERENCE |               | 0- 1       |      | 0- 1        | 8- 1      |
| 4- 1                 | 0- 0     |          | 0- 0      |         | HOME           |               | 0- 0       |      | 0- 1        | 4- 0      |
| 4- 2                 | 0- 0     |          | 0- 1      |         | AWAY           |               | 0- 1       |      | 0- 0        | 4- 0      |
| 0- 2                 | 0- 0     |          | 0- 1      |         | NEUTRAL        |               | 0- 0       |      | 0- 0        | 0- 1      |
| 10- 8                | 0- 4     |          | 0- 1      |         | CONFERENCE     |               | 0- 3       |      | 3- 0        | 7- 0      |
| 6- 2                 | 0- 2     |          | 0- 0      |         | HOME           |               | 0- 0       |      | 1- 0        | 5- 0      |
| 3- 5                 | 0- 2     |          | 0- 1      |         | AWAY           |               | 0- 2       |      | 2- 0        | 1- 0      |
| 1- 1                 | 0- 0     |          | 0- 0      |         | NEUTRAL        |               | 0- 1       |      | 0- 0        | 1- 0      |

| RPI 1-25                  |   |                   |       | RPI 26-50 |   |                   |       | RPI 51-100 |   |                |       | Team's RPI: 90 |  | RPI 101+ |   |                 |       |
|---------------------------|---|-------------------|-------|-----------|---|-------------------|-------|------------|---|----------------|-------|----------------|--|----------|---|-----------------|-------|
| RPI                       | S | Opponent          | Score | RPI       | S | Opponent          | Score | RPI        | S | Opponent       | Score |                |  | RPI      | S | Opponent        | Score |
| 11                        | A | George Washington | 67 77 | 28        | A | James Madison     | 68 79 | 52         | A | Penn           | 47 49 |                |  | 105      | H | Hampton         | 53 64 |
| 11                        | H | George Washington | 69 81 | 44        | N | Arkansas          | 55 74 | 73         | A | Fordham        | 64 65 |                |  | 129      | A | Rhode Island    | 54 50 |
| 13                        | A | Dayton            | 41 79 | 48        | A | Duquesne          | 51 58 | 73         | N | Fordham        | 45 46 |                |  | 141      | A | VCU             | 55 49 |
| 13                        | H | Dayton            | 62 76 |           |   |                   |       | 86         | A | Saint Joseph's | 59 61 |                |  | 141      | H | VCU             | 67 63 |
|                           |   |                   |       |           |   |                   |       |            |   |                |       |                |  | 151      | H | Saint Louis     | 75 72 |
|                           |   |                   |       |           |   |                   |       |            |   |                |       |                |  | 165      | H | St. Bonaventure | 67 61 |
|                           |   |                   |       |           |   |                   |       |            |   |                |       |                |  | 168      | N | Central Mich.   | 56 61 |
|                           |   |                   |       |           |   |                   |       |            |   |                |       |                |  | 178      | A | William & Mary  | 59 56 |
|                           |   |                   |       |           |   |                   |       |            |   |                |       |                |  | 182      | A | UAB             | 71 65 |
|                           |   |                   |       |           |   |                   |       |            |   |                |       |                |  | 184      | H | La Salle        | 72 60 |
|                           |   |                   |       |           |   |                   |       |            |   |                |       |                |  | 185      | H | Wake Forest     | 79 72 |
|                           |   |                   |       |           |   |                   |       |            |   |                |       |                |  | 192      | H | Massachusetts   | 64 44 |
|                           |   |                   |       |           |   |                   |       |            |   |                |       |                |  | 192      | N | Massachusetts   | 67 63 |
|                           |   |                   |       |           |   |                   |       |            |   |                |       |                |  | 222      | A | UNCW            | 77 67 |
|                           |   |                   |       |           |   |                   |       |            |   |                |       |                |  | 235      | H | George Mason    | 77 49 |
|                           |   |                   |       |           |   |                   |       |            |   |                |       |                |  | 264      | A | Davidson        | 56 48 |
|                           |   |                   |       |           |   |                   |       |            |   |                |       |                |  | 269      | H | Providence      | 75 59 |
|                           |   |                   |       |           |   |                   |       |            |   |                |       |                |  | 289      | A | Eastern Ky.     | 70 56 |
|                           |   |                   |       |           |   |                   |       |            |   |                |       |                |  | 300      | H | Georgetown      | 65 57 |
|                           |   |                   |       |           |   |                   |       |            |   |                |       |                |  | 343      | H | Longwood        | 80 50 |
| LAST 12 Division I GAMES: |   |                   |       |           |   |                   |       |            |   |                |       |                |  |          |   |                 |       |
|                           |   |                   |       | 73        | N | Fordham           | 45 46 | 184        | H | La Salle       | 72 60 |                |  |          |   |                 |       |
|                           |   |                   |       | 192       | N | Massachusetts     | 67 63 | 13         | A | Dayton         | 41 79 |                |  |          |   |                 |       |
|                           |   |                   |       | 141       | A | VCU               | 55 49 | 151        | H | Saint Louis    | 75 72 |                |  |          |   |                 |       |
|                           |   |                   |       | 11        | H | George Washington | 69 81 | 141        | H | VCU            | 67 63 |                |  |          |   |                 |       |
|                           |   |                   |       | 86        | A | Saint Joseph's    | 59 61 | 129        | A | Rhode Island   | 54 50 |                |  |          |   |                 |       |
|                           |   |                   |       | 48        | A | Duquesne          | 51 58 | 13         | H | Dayton         | 62 76 |                |  |          |   |                 |       |

Non-Div I Games:

Richmond

■ Loss, ■ Non-Conf, S Site, H Home A Away N Neutral

|                              |               |            |                |             |               |            |            |           |           |
|------------------------------|---------------|------------|----------------|-------------|---------------|------------|------------|-----------|-----------|
| Average RPI Win: <b>246</b>  | WON-LOST      | WINNING    | LAST 10        | STRENGTH OF | OPP. STRENGTH | TEAM       | ADJ.       | CONF.     | ADJ CONF. |
| Average RPI Loss: <b>198</b> | RECORD        | PCT. RANK  | GAMES          | SCHEDULE    | OF SCHEDULE   | RPI        | RPI        | RPI       | RPI       |
| DIV. I ONLY                  | <b>11- 20</b> | <b>257</b> | <b>4- 6</b>    | <b>316</b>  | <b>244</b>    | <b>278</b> | <b>278</b> | <b>24</b> | <b>24</b> |
| DIV. I NON-CONF.             | <b>3- 7</b>   | <b>250</b> | <b>0- 0</b>    | <b>323</b>  | <b>229</b>    | <b>286</b> | <b>286</b> | <b>24</b> | <b>24</b> |
| TOTALS                       | RPI 1-25      | RPI 26-50  | W-L RECORDS    | RPI 51-100  | RPI 101-150   | RPI 150+   |            |           |           |
| 11- 20                       | 0- 2          | 0- 1       | OVERALL        | 0- 0        | 1- 2          | 10- 15     |            |           |           |
| 5- 7                         | 0- 1          | 0- 0       | HOME           | 0- 0        | 0- 1          | 5- 5       |            |           |           |
| 6- 11                        | 0- 1          | 0- 1       | AWAY           | 0- 0        | 1- 1          | 5- 8       |            |           |           |
| 0- 2                         | 0- 0          | 0- 0       | NEUTRAL        | 0- 0        | 0- 0          | 0- 2       |            |           |           |
| 3- 7                         | 0- 0          | 0- 1       | NON-CONFERENCE | 0- 0        | 1- 0          | 2- 6       |            |           |           |
| 1- 1                         | 0- 0          | 0- 0       | HOME           | 0- 0        | 0- 0          | 1- 1       |            |           |           |
| 2- 5                         | 0- 0          | 0- 1       | AWAY           | 0- 0        | 1- 0          | 1- 4       |            |           |           |
| 0- 1                         | 0- 0          | 0- 0       | NEUTRAL        | 0- 0        | 0- 0          | 0- 1       |            |           |           |
| 8- 13                        | 0- 2          | 0- 0       | CONFERENCE     | 0- 0        | 0- 2          | 8- 9       |            |           |           |
| 4- 6                         | 0- 1          | 0- 0       | HOME           | 0- 0        | 0- 1          | 4- 4       |            |           |           |
| 4- 6                         | 0- 1          | 0- 0       | AWAY           | 0- 0        | 0- 1          | 4- 4       |            |           |           |
| 0- 1                         | 0- 0          | 0- 0       | NEUTRAL        | 0- 0        | 0- 0          | 0- 1       |            |           |           |

| RPI 1-25                  |   |            |              | RPI 26-50 |   |               |              | RPI 51-100 |   |          |       | RPI 101+ Team's RPI: 278 |   |                      |              |
|---------------------------|---|------------|--------------|-----------|---|---------------|--------------|------------|---|----------|-------|--------------------------|---|----------------------|--------------|
| RPI                       | S | Opponent   | Score        | RPI       | S | Opponent      | Score        | RPI        | S | Opponent | Score | RPI                      | S | Opponent             | Score        |
| 24                        | A | Quinnipiac | 54 <b>96</b> | 40        | A | Seton Hall    | 47 <b>66</b> |            |   |          |       | 115                      | A | Marist               | 46 <b>60</b> |
| 24                        | H | Quinnipiac | 53 <b>91</b> |           |   |               |              |            |   |          |       | 115                      | H | Marist               | 56 <b>65</b> |
|                           |   |            |              |           |   |               |              |            |   |          |       | 128                      | A | Old Dominion         | 59 56        |
|                           |   |            |              |           |   |               |              |            |   |          |       | 169                      | A | Siena                | 56 49        |
|                           |   |            |              |           |   |               |              |            |   |          |       | 169                      | H | Siena                | 43 <b>65</b> |
|                           |   |            |              |           |   |               |              |            |   |          |       | 179                      | A | Fairfield            | 40 <b>43</b> |
|                           |   |            |              |           |   |               |              |            |   |          |       | 179                      | H | Fairfield            | 47 <b>59</b> |
|                           |   |            |              |           |   |               |              |            |   |          |       | 194                      | A | Iona                 | 85 81        |
|                           |   |            |              |           |   |               |              |            |   |          |       | 194                      | H | Iona                 | 51 <b>71</b> |
|                           |   |            |              |           |   |               |              |            |   |          |       | 197                      | A | Delaware             | 53 <b>68</b> |
|                           |   |            |              |           |   |               |              |            |   |          |       | 213                      | H | Lafayette            | 48 <b>66</b> |
|                           |   |            |              |           |   |               |              |            |   |          |       | 227                      | A | Penn St.             | 51 <b>85</b> |
|                           |   |            |              |           |   |               |              |            |   |          |       | 239                      | A | Niagara              | 33 <b>44</b> |
|                           |   |            |              |           |   |               |              |            |   |          |       | 239                      | H | Niagara              | 61 56        |
|                           |   |            |              |           |   |               |              |            |   |          |       | 241                      | A | Monmouth             | 65 55        |
|                           |   |            |              |           |   |               |              |            |   |          |       | 241                      | H | Monmouth             | 62 <b>66</b> |
|                           |   |            |              |           |   |               |              |            |   |          |       | 243                      | A | Towson               | 51 <b>53</b> |
|                           |   |            |              |           |   |               |              |            |   |          |       | 259                      | H | UMBC                 | 67 55        |
|                           |   |            |              |           |   |               |              |            |   |          |       | 261                      | A | Canisius             | 58 56        |
|                           |   |            |              |           |   |               |              |            |   |          |       | 261                      | H | Canisius             | 52 51        |
|                           |   |            |              |           |   |               |              |            |   |          |       | 268                      | N | St. Francis Brooklyn | 60 <b>71</b> |
|                           |   |            |              |           |   |               |              |            |   |          |       | 308                      | A | LIU Brooklyn         | 59 56        |
|                           |   |            |              |           |   |               |              |            |   |          |       | 322                      | A | Manhattan            | 52 <b>55</b> |
|                           |   |            |              |           |   |               |              |            |   |          |       | 322                      | H | Manhattan            | 65 40        |
|                           |   |            |              |           |   |               |              |            |   |          |       | 324                      | A | Binghamton           | 67 <b>72</b> |
|                           |   |            |              |           |   |               |              |            |   |          |       | 327                      | A | Saint Peter's        | 49 <b>50</b> |
| LAST 12 Division I GAMES: |   |            |              |           |   |               |              |            |   |          |       |                          |   |                      |              |
|                           |   |            |              | 327       | N | Saint Peter's | 54 <b>62</b> |            |   |          |       | 241                      | A | Monmouth             | 65 55        |
|                           |   |            |              | 115       | H | Marist        | 56 <b>65</b> |            |   |          |       | 327                      | H | Saint Peter's        | 54 49        |
|                           |   |            |              | 24        | H | Quinnipiac    | 53 <b>91</b> |            |   |          |       | 24                       | A | Quinnipiac           | 54 <b>96</b> |
|                           |   |            |              | 239       | A | Niagara       | 33 <b>44</b> |            |   |          |       | 169                      | H | Siena                | 43 <b>65</b> |
|                           |   |            |              | 261       | A | Canisius      | 58 56        |            |   |          |       | 261                      | H | Canisius             | 52 51        |
|                           |   |            |              | 322       | H | Manhattan     | 65 40        |            |   |          |       | 169                      | A | Siena                | 56 49        |

Non-Div I Games:

Rider

■ Loss, 
 ■ Non-Conf, 
 ■ S Site, 
 ■ H Home 
 ■ A Away 
 N Neutral

R  
i  
d  
e  
r

Rider  
RPI S Opponent Score

Through Games Of March 10, 2015

| RPI | S | Opponent      | Score |
|-----|---|---------------|-------|
| 327 | H | Saint Peter's | 54 49 |
| 327 | N | Saint Peter's | 54 62 |

R  
i  
d  
e  
r

Rider

|                   |          |           |                |            |             |               |      |      |       |           |
|-------------------|----------|-----------|----------------|------------|-------------|---------------|------|------|-------|-----------|
| Average RPI Win:  | 278      | WON-LOST  | WINNING        | LAST 10    | STRENGTH OF | OPP. STRENGTH | TEAM | ADJ. | CONF. | ADJ CONF. |
| Average RPI Loss: | 155      | RECORD    | PCT. RANK      | GAMES      | SCHEDULE    | OF SCHEDULE   | RPI  | RPI  | RPI   | RPI       |
| DIV. I ONLY       | 16- 14   | 158       | 7- 3           | 274        | 290         | 203           | 203  | 29   | 29    |           |
| DIV. I NON-CONF.  | 2- 9     | 297       | 0- 0           | 129        | 137         | 236           | 236  | 28   | 28    |           |
| TOTALS            | RPI 1-25 | RPI 26-50 | W-L RECORDS    | RPI 51-100 | RPI 101-150 | RPI 150+      |      |      |       |           |
| 16- 14            | 0- 1     | 0- 1      | OVERALL        | 0- 1       | 2- 5        | 14- 6         |      |      |       |           |
| 9- 4              | 0- 0     | 0- 1      | HOME           | 0- 1       | 2- 0        | 7- 2          |      |      |       |           |
| 7- 10             | 0- 1     | 0- 0      | AWAY           | 0- 0       | 0- 5        | 7- 4          |      |      |       |           |
| 0- 0              | 0- 0     | 0- 0      | NEUTRAL        | 0- 0       | 0- 0        | 0- 0          |      |      |       |           |
| 2- 9              | 0- 1     | 0- 1      | NON-CONFERENCE | 0- 1       | 0- 3        | 2- 3          |      |      |       |           |
| 0- 3              | 0- 0     | 0- 1      | HOME           | 0- 1       | 0- 0        | 0- 1          |      |      |       |           |
| 2- 6              | 0- 1     | 0- 0      | AWAY           | 0- 0       | 0- 3        | 2- 2          |      |      |       |           |
| 0- 0              | 0- 0     | 0- 0      | NEUTRAL        | 0- 0       | 0- 0        | 0- 0          |      |      |       |           |
| 14- 5             | 0- 0     | 0- 0      | CONFERENCE     | 0- 0       | 2- 2        | 12- 3         |      |      |       |           |
| 9- 1              | 0- 0     | 0- 0      | HOME           | 0- 0       | 2- 0        | 7- 1          |      |      |       |           |
| 5- 4              | 0- 0     | 0- 0      | AWAY           | 0- 0       | 0- 2        | 5- 2          |      |      |       |           |
| 0- 0              | 0- 0     | 0- 0      | NEUTRAL        | 0- 0       | 0- 0        | 0- 0          |      |      |       |           |

| RPI 1-25                  |   |                     |       | RPI 26-50 |   |                     |       | RPI 51-100 |   |                |       | RPI 101+ Team's RPI: 203 |   |                      |       |
|---------------------------|---|---------------------|-------|-----------|---|---------------------|-------|------------|---|----------------|-------|--------------------------|---|----------------------|-------|
| RPI                       | S | Opponent            | Score | RPI       | S | Opponent            | Score | RPI        | S | Opponent       | Score | RPI                      | S | Opponent             | Score |
| 9                         | A | Iowa                | 67 85 | 48        | H | Duquesne            | 57 71 | 77         | H | Youngstown St. | 65 73 | 103                      | A | Hofstra              | 51 71 |
|                           |   |                     |       |           |   |                     |       |            |   |                |       | 109                      | A | Illinois             | 48 66 |
|                           |   |                     |       |           |   |                     |       |            |   |                |       | 125                      | A | Cornell              | 59 70 |
|                           |   |                     |       |           |   |                     |       |            |   |                |       | 143                      | A | Bryant               | 66 69 |
|                           |   |                     |       |           |   |                     |       |            |   |                |       | 143                      | H | Bryant               | 87 84 |
|                           |   |                     |       |           |   |                     |       |            |   |                |       | 146                      | A | Central Conn. St.    | 46 63 |
|                           |   |                     |       |           |   |                     |       |            |   |                |       | 146                      | H | Central Conn. St.    | 60 48 |
|                           |   |                     |       |           |   |                     |       |            |   |                |       | 175                      | A | Marshall             | 46 62 |
|                           |   |                     |       |           |   |                     |       |            |   |                |       | 184                      | H | La Salle             | 61 75 |
|                           |   |                     |       |           |   |                     |       |            |   |                |       | 189                      | A | Xavier               | 65 70 |
|                           |   |                     |       |           |   |                     |       |            |   |                |       | 219                      | A | Sacred Heart         | 60 69 |
|                           |   |                     |       |           |   |                     |       |            |   |                |       | 219                      | H | Sacred Heart         | 76 65 |
|                           |   |                     |       |           |   |                     |       |            |   |                |       | 259                      | A | UMBC                 | 84 60 |
|                           |   |                     |       |           |   |                     |       |            |   |                |       | 268                      | A | St. Francis Brooklyn | 69 64 |
|                           |   |                     |       |           |   |                     |       |            |   |                |       | 268                      | H | St. Francis Brooklyn | 67 64 |
|                           |   |                     |       |           |   |                     |       |            |   |                |       | 301                      | A | Fairleigh Dickinson  | 69 68 |
|                           |   |                     |       |           |   |                     |       |            |   |                |       | 301                      | H | Fairleigh Dickinson  | 89 61 |
|                           |   |                     |       |           |   |                     |       |            |   |                |       | 301                      | H | Fairleigh Dickinson  | 71 58 |
|                           |   |                     |       |           |   |                     |       |            |   |                |       | 308                      | A | LIU Brooklyn         | 77 58 |
|                           |   |                     |       |           |   |                     |       |            |   |                |       | 308                      | H | LIU Brooklyn         | 67 46 |
|                           |   |                     |       |           |   |                     |       |            |   |                |       | 319                      | A | Saint Francis (PA)   | 68 71 |
|                           |   |                     |       |           |   |                     |       |            |   |                |       | 319                      | H | Saint Francis (PA)   | 71 60 |
|                           |   |                     |       |           |   |                     |       |            |   |                |       | 320                      | A | Mt. St. Mary's       | 68 44 |
|                           |   |                     |       |           |   |                     |       |            |   |                |       | 320                      | H | Mt. St. Mary's       | 66 44 |
|                           |   |                     |       |           |   |                     |       |            |   |                |       | 325                      | A | Wagner               | 86 47 |
|                           |   |                     |       |           |   |                     |       |            |   |                |       | 325                      | H | Wagner               | 60 66 |
| LAST 12 Division I GAMES: |   |                     |       |           |   |                     |       |            |   |                |       |                          |   |                      |       |
| 301                       | H | Fairleigh Dickinson | 89 61 | 146       | H | Central Conn. St.   | 60 48 |            |   |                |       |                          |   |                      |       |
| 325                       | H | Wagner              | 60 66 | 308       | A | LIU Brooklyn        | 77 58 |            |   |                |       |                          |   |                      |       |
| 319                       | H | Saint Francis (PA)  | 71 60 | 301       | A | Fairleigh Dickinson | 69 68 |            |   |                |       |                          |   |                      |       |
| 219                       | A | Sacred Heart        | 60 69 | 301       | H | Fairleigh Dickinson | 71 58 |            |   |                |       |                          |   |                      |       |
| 143                       | A | Bryant              | 66 69 | 143       | H | Bryant              | 87 84 |            |   |                |       |                          |   |                      |       |
| 308                       | H | LIU Brooklyn        | 67 46 | 320       | A | Mt. St. Mary's      | 68 44 |            |   |                |       |                          |   |                      |       |

Non-Div I Games:

Robert Morris

■ Loss, 
■ Non-Conf, 
■ S Site, 
■ H Home 
■ A Away 
N Neutral

| RPI | S | Opponent   | Score |
|-----|---|------------|-------|
| 338 | A | Coppin St. | 75 58 |

R  
o  
b  
e  
r  
t  
M  
o  
r  
r  
i  
s

R  
o  
b  
e  
r  
t  
M  
o  
r  
r  
i  
s

Robert Morris

|                   |          |           |                |            |             |               |      |      |       |           |
|-------------------|----------|-----------|----------------|------------|-------------|---------------|------|------|-------|-----------|
| Average RPI Win:  | 153      | WON-LOST  | WINNING        | LAST 10    | STRENGTH OF | OPP. STRENGTH | TEAM | ADJ. | CONF. | ADJ CONF. |
| Average RPI Loss: | 23       | RECORD    | PCT. RANK      | GAMES      | SCHEDULE    | OF SCHEDULE   | RPI  | RPI  | RPI   | RPI       |
| DIV. I ONLY       | 22- 9    | 57        | 6- 4           | 80         | 6           | 42            | 42   | 4    | 4     |           |
| DIV. I NON-CONF.  | 9- 2     | 35        | 0- 0           | 238        | 6           | 77            | 77   | 2    | 2     |           |
| TOTALS            | RPI 1-25 | RPI 26-50 | W-L RECORDS    | RPI 51-100 | RPI 101-150 | RPI 150+      |      |      |       |           |
| 22- 9             | 0- 5     | 3- 3      | OVERALL        | 4- 1       | 4- 0        | 11- 0         |      |      |       |           |
| 11- 4             | 0- 4     | 2- 0      | HOME           | 2- 0       | 2- 0        | 5- 0          |      |      |       |           |
| 10- 4             | 0- 1     | 1- 2      | AWAY           | 2- 1       | 2- 0        | 5- 0          |      |      |       |           |
| 1- 1              | 0- 0     | 0- 1      | NEUTRAL        | 0- 0       | 0- 0        | 1- 0          |      |      |       |           |
| 9- 2              | 0- 2     | 1- 0      | NON-CONFERENCE | 2- 0       | 1- 0        | 5- 0          |      |      |       |           |
| 4- 2              | 0- 2     | 0- 0      | HOME           | 1- 0       | 0- 0        | 3- 0          |      |      |       |           |
| 5- 0              | 0- 0     | 1- 0      | AWAY           | 1- 0       | 1- 0        | 2- 0          |      |      |       |           |
| 0- 0              | 0- 0     | 0- 0      | NEUTRAL        | 0- 0       | 0- 0        | 0- 0          |      |      |       |           |
| 13- 7             | 0- 3     | 2- 3      | CONFERENCE     | 2- 1       | 3- 0        | 6- 0          |      |      |       |           |
| 7- 2              | 0- 2     | 2- 0      | HOME           | 1- 0       | 2- 0        | 2- 0          |      |      |       |           |
| 5- 4              | 0- 1     | 0- 2      | AWAY           | 1- 1       | 1- 0        | 3- 0          |      |      |       |           |
| 1- 1              | 0- 0     | 0- 1      | NEUTRAL        | 0- 0       | 0- 0        | 1- 0          |      |      |       |           |

| RPI                       | S | Opponent       | Score | RPI | S | Opponent     | Score | Team's RPI: 42 | RPI | S | Opponent       | Score | RPI | S | Opponent     | Score  |
|---------------------------|---|----------------|-------|-----|---|--------------|-------|----------------|-----|---|----------------|-------|-----|---|--------------|--------|
| 2                         | H | Tennessee      | 45 55 | 27  | A | Ohio St.     | 68 85 |                | 58  | A | LSU            | 64 57 | 109 | H | Illinois     | 80 56  |
| 6                         | A | Maryland       | 69 80 | 33  | A | Northwestern | 60 80 |                | 69  | A | Michigan       | 57 50 | 130 | A | Purdue       | 58 49  |
| 6                         | H | Maryland       | 59 71 | 33  | N | Northwestern | 57 62 |                | 69  | H | Michigan       | 81 68 | 130 | H | Purdue       | 78 49  |
| 9                         | H | Iowa           | 72 79 | 36  | H | Nebraska     | 46 43 |                | 78  | A | Michigan St.   | 50 60 | 140 | A | Temple       | 88 55  |
| 17                        | H | North Carolina | 93 96 | 43  | H | Minnesota    | 66 61 |                | 86  | H | Saint Joseph's | 76 52 | 160 | A | Wisconsin    | 73 63  |
|                           |   |                |       | 44  | A | Arkansas     | 64 52 |                |     |   |                |       | 166 | A | Indiana      | 66 51  |
|                           |   |                |       |     |   |              |       |                |     |   |                |       | 166 | H | Indiana      | 71 60  |
|                           |   |                |       |     |   |              |       |                |     |   |                |       | 166 | N | Indiana      | 63 52  |
|                           |   |                |       |     |   |              |       |                |     |   |                |       | 194 | A | Iona         | 66 58  |
|                           |   |                |       |     |   |              |       |                |     |   |                |       | 227 | A | Penn St.     | 71 51  |
|                           |   |                |       |     |   |              |       |                |     |   |                |       | 227 | H | Penn St.     | 76 65  |
|                           |   |                |       |     |   |              |       |                |     |   |                |       | 263 | H | Colgate      | 60 44  |
|                           |   |                |       |     |   |              |       |                |     |   |                |       | 264 | H | Davidson     | 100 44 |
|                           |   |                |       |     |   |              |       |                |     |   |                |       | 304 | H | Northeastern | 74 60  |
|                           |   |                |       |     |   |              |       |                |     |   |                |       | 325 | A | Wagner       | 81 53  |
| LAST 12 Division I GAMES: |   |                |       |     |   |              |       |                |     |   |                |       |     |   |              |        |
|                           |   |                |       | 33  | N | Northwestern | 57 62 |                | 130 | H | Purdue         | 78 49 |     |   |              |        |
|                           |   |                |       | 166 | N | Indiana      | 63 52 |                | 6   | A | Maryland       | 69 80 |     |   |              |        |
|                           |   |                |       | 166 | H | Indiana      | 71 60 |                | 69  | A | Michigan       | 57 50 |     |   |              |        |
|                           |   |                |       | 33  | A | Northwestern | 60 80 |                | 36  | H | Nebraska       | 46 43 |     |   |              |        |
|                           |   |                |       | 78  | A | Michigan St. | 50 60 |                | 227 | H | Penn St.       | 76 65 |     |   |              |        |
|                           |   |                |       | 109 | H | Illinois     | 80 56 |                | 130 | A | Purdue         | 58 49 |     |   |              |        |

Non-Div I Games:

Rutgers

■ Loss, 
 ■ Non-Conf, 
 ■ S Site, 
 ■ H Home 
 ■ A Away 
 N Neutral

|                   |          |           |                |            |             |               |      |      |       |           |
|-------------------|----------|-----------|----------------|------------|-------------|---------------|------|------|-------|-----------|
| Average RPI Win:  | 274      | WON-LOST  | WINNING        | LAST 10    | STRENGTH OF | OPP. STRENGTH | TEAM | ADJ. | CONF. | ADJ CONF. |
| Average RPI Loss: | 152      | RECORD    | PCT. RANK      | GAMES      | SCHEDULE    | OF SCHEDULE   | RPI  | RPI  | RPI   | RPI       |
| DIV. I ONLY       | 19- 12   | 99        | 7- 3           | 313        | 273         | 176           | 176  | 26   | 26    |           |
| DIV. I NON-CONF.  | 5- 8     | 213       | 0- 0           | 278        | 201         | 222           | 222  | 26   | 26    |           |
| TOTALS            | RPI 1-25 | RPI 26-50 | W-L RECORDS    | RPI 51-100 | RPI 101-150 | RPI 150+      |      |      |       |           |
| 19- 12            | 0- 1     | 0- 0      | OVERALL        | 1- 1       | 0- 3        | 18- 7         |      |      |       |           |
| 9- 2              | 0- 0     | 0- 0      | HOME           | 1- 0       | 0- 1        | 8- 1          |      |      |       |           |
| 9- 8              | 0- 0     | 0- 0      | AWAY           | 0- 1       | 0- 2        | 9- 5          |      |      |       |           |
| 1- 2              | 0- 1     | 0- 0      | NEUTRAL        | 0- 0       | 0- 0        | 1- 1          |      |      |       |           |
| 5- 8              | 0- 1     | 0- 0      | NON-CONFERENCE | 1- 1       | 0- 1        | 4- 5          |      |      |       |           |
| 3- 0              | 0- 0     | 0- 0      | HOME           | 1- 0       | 0- 0        | 2- 0          |      |      |       |           |
| 2- 7              | 0- 0     | 0- 0      | AWAY           | 0- 1       | 0- 1        | 2- 5          |      |      |       |           |
| 0- 1              | 0- 1     | 0- 0      | NEUTRAL        | 0- 0       | 0- 0        | 0- 0          |      |      |       |           |
| 14- 4             | 0- 0     | 0- 0      | CONFERENCE     | 0- 0       | 0- 2        | 14- 2         |      |      |       |           |
| 6- 2              | 0- 0     | 0- 0      | HOME           | 0- 0       | 0- 1        | 6- 1          |      |      |       |           |
| 7- 1              | 0- 0     | 0- 0      | AWAY           | 0- 0       | 0- 1        | 7- 0          |      |      |       |           |
| 1- 1              | 0- 0     | 0- 0      | NEUTRAL        | 0- 0       | 0- 0        | 1- 1          |      |      |       |           |

| RPI 1-25 |   |             | RPI 26-50 |     |   | RPI 51-100 |   |            | RPI 101+ Team's RPI: 176 |     |   |
|----------|---|-------------|-----------|-----|---|------------|---|------------|--------------------------|-----|---|
| RPI      | S | Opponent    | Score     | RPI | S | RPI        | S | Opponent   | Score                    | RPI | S |
| 20       | N | Chattanooga | 49 59     |     |   | 62         | A | Kansas St. | 55 81                    | 123 | A |
|          |   |             |           |     |   | 79         | H | Drake      | 74 60                    |     |   |
|          |   |             |           |     |   |            |   |            |                          | 131 | A |
|          |   |             |           |     |   |            |   |            |                          |     |   |
|          |   |             |           |     |   |            |   |            |                          | 131 | H |
|          |   |             |           |     |   |            |   |            |                          |     |   |
|          |   |             |           |     |   |            |   |            |                          | 151 | A |
|          |   |             |           |     |   |            |   |            |                          |     |   |
|          |   |             |           |     |   |            |   |            |                          | 157 | H |
|          |   |             |           |     |   |            |   |            |                          |     |   |
|          |   |             |           |     |   |            |   |            |                          | 157 | N |
|          |   |             |           |     |   |            |   |            |                          |     |   |
|          |   |             |           |     |   |            |   |            |                          | 172 | A |
|          |   |             |           |     |   |            |   |            |                          |     |   |
|          |   |             |           |     |   |            |   |            |                          | 173 | A |
|          |   |             |           |     |   |            |   |            |                          |     |   |
|          |   |             |           |     |   |            |   |            |                          | 206 | H |
|          |   |             |           |     |   |            |   |            |                          |     |   |
|          |   |             |           |     |   |            |   |            |                          | 207 | A |
|          |   |             |           |     |   |            |   |            |                          |     |   |
|          |   |             |           |     |   |            |   |            |                          | 216 | A |
|          |   |             |           |     |   |            |   |            |                          |     |   |
|          |   |             |           |     |   |            |   |            |                          | 245 | A |
|          |   |             |           |     |   |            |   |            |                          |     |   |
|          |   |             |           |     |   |            |   |            |                          | 250 | A |
|          |   |             |           |     |   |            |   |            |                          |     |   |
|          |   |             |           |     |   |            |   |            |                          | 260 | A |
|          |   |             |           |     |   |            |   |            |                          |     |   |
|          |   |             |           |     |   |            |   |            |                          | 260 | H |
|          |   |             |           |     |   |            |   |            |                          |     |   |
|          |   |             |           |     |   |            |   |            |                          | 260 | N |
|          |   |             |           |     |   |            |   |            |                          |     |   |
|          |   |             |           |     |   |            |   |            |                          | 280 | H |
|          |   |             |           |     |   |            |   |            |                          |     |   |
|          |   |             |           |     |   |            |   |            |                          | 289 | A |
|          |   |             |           |     |   |            |   |            |                          |     |   |
|          |   |             |           |     |   |            |   |            |                          | 294 | A |
|          |   |             |           |     |   |            |   |            |                          |     |   |
|          |   |             |           |     |   |            |   |            |                          | 299 | A |
|          |   |             |           |     |   |            |   |            |                          |     |   |
|          |   |             |           |     |   |            |   |            |                          | 299 | H |
|          |   |             |           |     |   |            |   |            |                          |     |   |
|          |   |             |           |     |   |            |   |            |                          | 316 | A |
|          |   |             |           |     |   |            |   |            |                          |     |   |
|          |   |             |           |     |   |            |   |            |                          | 316 | H |
|          |   |             |           |     |   |            |   |            |                          |     |   |
|          |   |             |           |     |   |            |   |            |                          | 331 | A |
|          |   |             |           |     |   |            |   |            |                          |     |   |
|          |   |             |           |     |   |            |   |            |                          | 331 | H |
|          |   |             |           |     |   |            |   |            |                          |     |   |
|          |   |             |           |     |   |            |   |            |                          | 335 | H |
|          |   |             |           |     |   |            |   |            |                          |     |   |

## LAST 12 Division I GAMES:

|     |   |                   |    |    |     |   |                   |    |    |
|-----|---|-------------------|----|----|-----|---|-------------------|----|----|
| 157 | N | Tennessee St.     | 59 | 71 | 331 | A | Murray St.        | 78 | 69 |
| 260 | N | Austin Peay       | 72 | 69 | 131 | A | UT Martin         | 68 | 69 |
| 299 | H | Eastern Ill.      | 72 | 55 | 299 | A | Eastern Ill.      | 65 | 48 |
| 316 | H | Southeast Mo. St. | 78 | 67 | 260 | H | Austin Peay       | 87 | 67 |
| 131 | H | UT Martin         | 72 | 79 | 331 | H | Murray St.        | 78 | 52 |
| 260 | A | Austin Peay       | 77 | 62 | 316 | A | Southeast Mo. St. | 60 | 48 |

Non-Div I Games:

SIUE

■ Loss, 
 ■ Non-Conf, 
 ■ S Site, 
 ■ H Home 
 ■ A Away 
 N Neutral

S  
I  
U  
E

RPI S Opponent Score

Through Games Of March 10, 2015

| RPI | S | Opponent  | Score |    |
|-----|---|-----------|-------|----|
| 342 | A | UMKC      | 74    | 58 |
| 344 | H | Air Force | 86    | 51 |

S  
I  
U  
E

SIUE



| SMU               |          |           |                |            |             |               |      |      |       |           |
|-------------------|----------|-----------|----------------|------------|-------------|---------------|------|------|-------|-----------|
| Average RPI Win:  | 256      | WON-LOST  | WINNING        | LAST 10    | STRENGTH OF | OPP. STRENGTH | TEAM | ADJ. | CONF. | ADJ CONF. |
| Average RPI Loss: | 108      | RECORD    | PCT. RANK      | GAMES      | SCHEDULE    | OF SCHEDULE   | RPI  | RPI  | RPI   | RPI       |
| DIV. I ONLY       | 7- 23    | 301       | 3- 7           | 95         | 94          | 255           | 255  | 8    | 8     |           |
| DIV. I NON-CONF.  | 4- 7     | 221       | 0- 0           | 148        | 162         | 253           | 253  | 8    | 8     |           |
| TOTALS            | RPI 1-25 | RPI 26-50 | W-L RECORDS    | RPI 51-100 | RPI 101-150 | RPI 150+      |      |      |       |           |
| 7- 23             | 0- 3     | 0- 3      | OVERALL        | 0- 6       | 1- 6        | 6- 5          |      |      |       |           |
| 4- 12             | 0- 1     | 0- 2      | HOME           | 0- 3       | 1- 3        | 3- 3          |      |      |       |           |
| 3- 8              | 0- 2     | 0- 1      | AWAY           | 0- 3       | 0- 2        | 3- 0          |      |      |       |           |
| 0- 3              | 0- 0     | 0- 0      | NEUTRAL        | 0- 0       | 0- 1        | 0- 2          |      |      |       |           |
| 4- 7              | 0- 1     | 0- 1      | NON-CONFERENCE | 0- 2       | 1- 2        | 3- 1          |      |      |       |           |
| 4- 3              | 0- 0     | 0- 1      | HOME           | 0- 1       | 1- 1        | 3- 0          |      |      |       |           |
| 0- 2              | 0- 1     | 0- 0      | AWAY           | 0- 1       | 0- 0        | 0- 0          |      |      |       |           |
| 0- 2              | 0- 0     | 0- 0      | NEUTRAL        | 0- 0       | 0- 1        | 0- 1          |      |      |       |           |
| 3- 16             | 0- 2     | 0- 2      | CONFERENCE     | 0- 4       | 0- 4        | 3- 4          |      |      |       |           |
| 0- 9              | 0- 1     | 0- 1      | HOME           | 0- 2       | 0- 2        | 0- 3          |      |      |       |           |
| 3- 6              | 0- 1     | 0- 1      | AWAY           | 0- 2       | 0- 2        | 3- 0          |      |      |       |           |
| 0- 1              | 0- 0     | 0- 0      | NEUTRAL        | 0- 0       | 0- 0        | 0- 1          |      |      |       |           |

| RPI 1-25                  |   |               |       | RPI 26-50 |   |            |       | RPI 51-100 |   |                     |       | RPI 101+ Team's RPI: 255 |   |                |       |
|---------------------------|---|---------------|-------|-----------|---|------------|-------|------------|---|---------------------|-------|--------------------------|---|----------------|-------|
| RPI                       | S | Opponent      | Score | RPI       | S | Opponent   | Score | RPI        | S | Opponent            | Score | RPI                      | S | Opponent       | Score |
| 5                         | A | UConn         | 45 96 | 26        | A | South Fla. | 59 82 | 53         | A | Tulane              | 58 60 | 114                      | A | Tulsa          | 58 74 |
| 5                         | H | UConn         | 28 87 | 26        | H | South Fla. | 51 72 | 53         | H | Tulane              | 60 84 | 114                      | H | Tulsa          | 59 72 |
| 16                        | A | Arizona St.   | 42 77 | 34        | H | Texas A&M  | 62 70 | 68         | A | East Carolina       | 53 67 | 134                      | H | Eastern Wash.  | 69 53 |
|                           |   |               |       |           |   |            |       | 68         | H | East Carolina       | 49 67 | 138                      | H | Northern Colo. | 44 57 |
|                           |   |               |       |           |   |            |       | 74         | A | TCU                 | 63 73 | 140                      | A | Temple         | 64 77 |
|                           |   |               |       |           |   |            |       | 95         | H | Southern California | 57 64 | 140                      | H | Temple         | 39 55 |
|                           |   |               |       |           |   |            |       |            |   |                     |       | 150                      | N | Auburn         | 43 56 |
|                           |   |               |       |           |   |            |       |            |   |                     |       | 170                      | N | Indiana St.    | 55 64 |
|                           |   |               |       |           |   |            |       |            |   |                     |       | 187                      | A | Memphis        | 60 53 |
|                           |   |               |       |           |   |            |       |            |   |                     |       | 187                      | N | Memphis        | 59 71 |
|                           |   |               |       |           |   |            |       |            |   |                     |       | 244                      | H | UTEP           | 63 59 |
|                           |   |               |       |           |   |            |       |            |   |                     |       | 257                      | H | Cincinnati     | 46 56 |
|                           |   |               |       |           |   |            |       |            |   |                     |       | 271                      | A | UCF            | 70 60 |
|                           |   |               |       |           |   |            |       |            |   |                     |       | 271                      | H | UCF            | 57 61 |
|                           |   |               |       |           |   |            |       |            |   |                     |       | 288                      | A | Houston        | 68 51 |
|                           |   |               |       |           |   |            |       |            |   |                     |       | 288                      | H | Houston        | 45 63 |
|                           |   |               |       |           |   |            |       |            |   |                     |       | 330                      | H | North Texas    | 62 55 |
|                           |   |               |       |           |   |            |       |            |   |                     |       | 336                      | H | Florida A&M    | 77 46 |
| LAST 12 Division I GAMES: |   |               |       |           |   |            |       |            |   |                     |       |                          |   |                |       |
| 187                       | N | Memphis       | 59 71 | 114       | H | Tulsa      | 59 72 |            |   |                     |       |                          |   |                |       |
| 187                       | A | Memphis       | 60 53 | 26        | H | South Fla. | 51 72 |            |   |                     |       |                          |   |                |       |
| 257                       | H | Cincinnati    | 46 56 | 271       | A | UCF        | 70 60 |            |   |                     |       |                          |   |                |       |
| 140                       | H | Temple        | 39 55 | 53        | H | Tulane     | 60 84 |            |   |                     |       |                          |   |                |       |
| 288                       | A | Houston       | 68 51 | 114       | A | Tulsa      | 58 74 |            |   |                     |       |                          |   |                |       |
| 68                        | A | East Carolina | 53 67 | 271       | H | UCF        | 57 61 |            |   |                     |       |                          |   |                |       |

Non-Div I Games:

SMU

■ Loss, 
 ■ Non-Conf, 
 ■ S Site, 
 ■ Home 
 ■ Away 
 N Neutral

## Sacramento St.

Through Games Of March 10, 2015

|                   |          |           |                |            |             |               |      |      |       |           |
|-------------------|----------|-----------|----------------|------------|-------------|---------------|------|------|-------|-----------|
| Average RPI Win:  | 221      | WON-LOST  | WINNING        | LAST 10    | STRENGTH OF | OPP. STRENGTH | TEAM | ADJ. | CONF. | ADJ CONF. |
| Average RPI Loss: | 127      | RECORD    | PCT. RANK      | GAMES      | SCHEDULE    | OF SCHEDULE   | RPI  | RPI  | RPI   | RPI       |
| DIV. I ONLY       | 15- 14   | 170       | 6- 4           | 148        | 192         | 133           | 133  | 21   | 21    |           |
| DIV. I NON-CONF.  | 2- 9     | 297       | 0- 0           | 85         | 55          | 251           | 251  | 21   | 21    |           |
| TOTALS            | RPI 1-25 | RPI 26-50 | W-L RECORDS    | RPI 51-100 | RPI 101-150 | RPI 150+      |      |      |       |           |
| 15- 14            | 0- 2     | 0- 0      | OVERALL        | 0- 5       | 3- 2        | 12- 5         |      |      |       |           |
| 10- 2             | 0- 0     | 0- 0      | HOME           | 0- 0       | 2- 1        | 8- 1          |      |      |       |           |
| 5- 12             | 0- 2     | 0- 0      | AWAY           | 0- 5       | 1- 1        | 4- 4          |      |      |       |           |
| 0- 0              | 0- 0     | 0- 0      | NEUTRAL        | 0- 0       | 0- 0        | 0- 0          |      |      |       |           |
| 2- 9              | 0- 2     | 0- 0      | NON-CONFERENCE | 0- 4       | 1- 0        | 1- 3          |      |      |       |           |
| 2- 1              | 0- 0     | 0- 0      | HOME           | 0- 0       | 1- 0        | 1- 1          |      |      |       |           |
| 0- 8              | 0- 2     | 0- 0      | AWAY           | 0- 4       | 0- 0        | 0- 2          |      |      |       |           |
| 0- 0              | 0- 0     | 0- 0      | NEUTRAL        | 0- 0       | 0- 0        | 0- 0          |      |      |       |           |
| 13- 5             | 0- 0     | 0- 0      | CONFERENCE     | 0- 1       | 2- 2        | 11- 2         |      |      |       |           |
| 8- 1              | 0- 0     | 0- 0      | HOME           | 0- 0       | 1- 1        | 7- 0          |      |      |       |           |
| 5- 4              | 0- 0     | 0- 0      | AWAY           | 0- 1       | 1- 1        | 4- 2          |      |      |       |           |
| 0- 0              | 0- 0     | 0- 0      | NEUTRAL        | 0- 0       | 0- 0        | 0- 0          |      |      |       |           |

| RPI 1-25                  |   |                |        | RPI 26-50 |   |               |        | RPI 51-100 |   |                     |        | RPI 101+ Team's RPI: 133 |   |                |        |
|---------------------------|---|----------------|--------|-----------|---|---------------|--------|------------|---|---------------------|--------|--------------------------|---|----------------|--------|
| RPI                       | S | Opponent       | Score  | RPI       | S | Opponent      | Score  | RPI        | S | Opponent            | Score  | RPI                      | S | Opponent       | Score  |
| 18                        | A | Oregon St.     | 61 109 |           |   |               |        | 60         | A | St. Mary's (CA)     | 91 99  | 134                      | A | Eastern Wash.  | 73 67  |
| 23                        | A | California     | 94 107 |           |   |               |        | 84         | A | CSUN                | 66 81  | 134                      | H | Eastern Wash.  | 79 80  |
|                           |   |                |        |           |   |               |        | 92         | A | UCLA                | 83 92  | 135                      | H | New Mexico St. | 93 85  |
|                           |   |                |        |           |   |               |        | 95         | A | Southern California | 99 101 | 138                      | A | Northern Colo. | 76 78  |
|                           |   |                |        |           |   |               |        | 98         | A | Montana             | 86 94  | 138                      | H | Northern Colo. | 76 71  |
|                           |   |                |        |           |   |               |        |            |   |                     |        | 162                      | A | Montana St.    | 64 91  |
|                           |   |                |        |           |   |               |        |            |   |                     |        | 167                      | H | UC Davis       | 82 90  |
|                           |   |                |        |           |   |               |        |            |   |                     |        | 177                      | A | North Dakota   | 64 62  |
|                           |   |                |        |           |   |               |        |            |   |                     |        | 177                      | H | North Dakota   | 93 86  |
|                           |   |                |        |           |   |               |        |            |   |                     |        | 193                      | A | Idaho          | 107 89 |
|                           |   |                |        |           |   |               |        |            |   |                     |        | 193                      | H | Idaho          | 92 84  |
|                           |   |                |        |           |   |               |        |            |   |                     |        | 225                      | A | San Jose St.   | 94 102 |
|                           |   |                |        |           |   |               |        |            |   |                     |        | 226                      | A | San Diego St.  | 91 99  |
|                           |   |                |        |           |   |               |        |            |   |                     |        | 240                      | H | Idaho St.      | 84 53  |
|                           |   |                |        |           |   |               |        |            |   |                     |        | 254                      | A | Southern Utah  | 69 67  |
|                           |   |                |        |           |   |               |        |            |   |                     |        | 254                      | H | Southern Utah  | 107 73 |
|                           |   |                |        |           |   |               |        |            |   |                     |        | 258                      | H | Weber St.      | 108 65 |
|                           |   |                |        |           |   |               |        |            |   |                     |        | 262                      | A | Northern Ariz. | 60 64  |
|                           |   |                |        |           |   |               |        |            |   |                     |        | 262                      | H | Northern Ariz. | 105 81 |
|                           |   |                |        |           |   |               |        |            |   |                     |        | 273                      | H | Utah St.       | 102 92 |
|                           |   |                |        |           |   |               |        |            |   |                     |        | 311                      | A | Portland St.   | 92 60  |
|                           |   |                |        |           |   |               |        |            |   |                     |        | 311                      | H | Portland St.   | 123 77 |
| LAST 12 Division I GAMES: |   |                |        |           |   |               |        |            |   |                     |        |                          |   |                |        |
| 262                       | H | Northern Ariz. | 105 81 | 134       | H | Eastern Wash. | 79 80  |            |   |                     |        |                          |   |                |        |
| 254                       | H | Southern Utah  | 107 73 | 311       | A | Portland St.  | 92 60  |            |   |                     |        |                          |   |                |        |
| 311                       | H | Portland St.   | 123 77 | 98        | A | Montana       | 86 94  |            |   |                     |        |                          |   |                |        |
| 177                       | A | North Dakota   | 64 62  | 162       | A | Montana St.   | 64 91  |            |   |                     |        |                          |   |                |        |
| 138                       | A | Northern Colo. | 76 78  | 258       | H | Weber St.     | 108 65 |            |   |                     |        |                          |   |                |        |
| 193                       | H | Idaho          | 92 84  | 240       | H | Idaho St.     | 84 53  |            |   |                     |        |                          |   |                |        |

Non-Div I Games:

Sacramento St.

■ Loss, 
 ■ Non-Conf, 
 ■ S Site, 
 ■ Home 
 ■ A Away 
 N Neutral

| Average RPI Win: 254  |      | WON-LOST | WINNING   | LAST 10        | STRENGTH OF | OPP. STRENGTH | TEAM       | ADJ.        | CONF.    | ADJ CONF. |
|-----------------------|------|----------|-----------|----------------|-------------|---------------|------------|-------------|----------|-----------|
| Average RPI Loss: 192 |      | RECORD   | PCT. RANK | GAMES          | SCHEDULE    | OF SCHEDULE   | RPI        | RPI         | RPI      | RPI       |
| DIV. I ONLY           |      | 15- 13   | 152       | 6- 4           | 290         | 299           | 219        | 219         | 29       | 29        |
| DIV. I NON-CONF.      |      | 4- 5     | 188       | 0- 0           | 120         | 171           | 148        | 148         | 28       | 28        |
| TOTALS                |      | RPI 1-25 | RPI 26-50 |                | W-L RECORDS |               | RPI 51-100 | RPI 101-150 | RPI 150+ |           |
| 15- 13                | 0- 0 | 0- 0     |           | OVERALL        |             | 2- 1          | 1- 5       |             | 12- 7    |           |
| 9- 4                  | 0- 0 | 0- 0     |           | HOME           |             | 0- 0          | 1- 2       |             | 8- 2     |           |
| 6- 8                  | 0- 0 | 0- 0     |           | AWAY           |             | 2- 0          | 0- 3       |             | 4- 5     |           |
| 0- 1                  | 0- 0 | 0- 0     |           | NEUTRAL        |             | 0- 1          | 0- 0       |             | 0- 0     |           |
| 4- 5                  | 0- 0 | 0- 0     |           | NON-CONFERENCE |             | 2- 1          | 0- 2       |             | 2- 2     |           |
| 1- 2                  | 0- 0 | 0- 0     |           | HOME           |             | 0- 0          | 0- 1       |             | 1- 1     |           |
| 3- 2                  | 0- 0 | 0- 0     |           | AWAY           |             | 2- 0          | 0- 1       |             | 1- 1     |           |
| 0- 1                  | 0- 0 | 0- 0     |           | NEUTRAL        |             | 0- 1          | 0- 0       |             | 0- 0     |           |
| 11- 8                 | 0- 0 | 0- 0     |           | CONFERENCE     |             | 0- 0          | 1- 3       |             | 10- 5    |           |
| 8- 2                  | 0- 0 | 0- 0     |           | HOME           |             | 0- 0          | 1- 1       |             | 7- 1     |           |
| 3- 6                  | 0- 0 | 0- 0     |           | AWAY           |             | 0- 0          | 0- 2       |             | 3- 4     |           |
| 0- 0                  | 0- 0 | 0- 0     |           | NEUTRAL        |             | 0- 0          | 0- 0       |             | 0- 0     |           |

[illegible]

|                  |            |    |    |
|------------------|------------|----|----|
| Non-Div I Games: | Bridgeport | 84 | 41 |
|------------------|------------|----|----|

Sacred Heart

■ Loss, ■ Non-Conf, S Site, H Home A Away N Neutral

## Saint Francis (PA)

Through Games Of March 10, 2015

|                   |          |           |                |            |             |               |      |      |       |           |
|-------------------|----------|-----------|----------------|------------|-------------|---------------|------|------|-------|-----------|
| Average RPI Win:  | 273      | WON-LOST  | WINNING        | LAST 10    | STRENGTH OF | OPP. STRENGTH | TEAM | ADJ. | CONF. | ADJ CONF. |
| Average RPI Loss: | 191      | RECORD    | PCT. RANK      | GAMES      | SCHEDULE    | OF SCHEDULE   | RPI  | RPI  | RPI   | RPI       |
| DIV. I ONLY       | 6- 23    | 311       | 3- 7           | 244        | 282         | 319           | 319  | 29   | 29    |           |
| DIV. I NON-CONF.  | 1- 10    | 329       | 0- 0           | 101        | 93          | 284           | 284  | 28   | 28    |           |
| TOTALS            | RPI 1-25 | RPI 26-50 | W-L RECORDS    | RPI 51-100 | RPI 101-150 | RPI 150+      |      |      |       |           |
| 6- 23             | 0- 1     | 0- 3      | OVERALL        | 0- 1       | 1- 5        | 5- 13         |      |      |       |           |
| 4- 10             | 0- 0     | 0- 0      | HOME           | 0- 0       | 1- 3        | 3- 7          |      |      |       |           |
| 1- 13             | 0- 1     | 0- 3      | AWAY           | 0- 1       | 0- 2        | 1- 6          |      |      |       |           |
| 1- 0              | 0- 0     | 0- 0      | NEUTRAL        | 0- 0       | 0- 0        | 1- 0          |      |      |       |           |
| 1- 10             | 0- 1     | 0- 3      | NON-CONFERENCE | 0- 1       | 0- 2        | 1- 3          |      |      |       |           |
| 0- 5              | 0- 0     | 0- 0      | HOME           | 0- 0       | 0- 2        | 0- 3          |      |      |       |           |
| 0- 5              | 0- 1     | 0- 3      | AWAY           | 0- 1       | 0- 0        | 0- 0          |      |      |       |           |
| 1- 0              | 0- 0     | 0- 0      | NEUTRAL        | 0- 0       | 0- 0        | 1- 0          |      |      |       |           |
| 5- 13             | 0- 0     | 0- 0      | CONFERENCE     | 0- 0       | 1- 3        | 4- 10         |      |      |       |           |
| 4- 5              | 0- 0     | 0- 0      | HOME           | 0- 0       | 1- 1        | 3- 4          |      |      |       |           |
| 1- 8              | 0- 0     | 0- 0      | AWAY           | 0- 0       | 0- 2        | 1- 6          |      |      |       |           |
| 0- 0              | 0- 0     | 0- 0      | NEUTRAL        | 0- 0       | 0- 0        | 0- 0          |      |      |       |           |

| RPI 1-25                  |   |                      |        | RPI 26-50 |   |                     |        | RPI 51-100 |   |               |        | RPI 101+ Team's RPI: 319 |   |                      |        |
|---------------------------|---|----------------------|--------|-----------|---|---------------------|--------|------------|---|---------------|--------|--------------------------|---|----------------------|--------|
| RPI                       | S | Opponent             | Score  | RPI       | S | Opponent            | Score  | RPI        | S | Opponent      | Score  | RPI                      | S | Opponent             | Score  |
| 2                         | A | Tennessee            | 44 111 | 27        | A | Ohio St.            | 97 113 | 75         | A | West Virginia | 46 101 | 108                      | H | East Tenn. St.       | 63 79  |
|                           |   |                      |        | 41        | A | Pittsburgh          | 59 97  |            |   |               |        | 136                      | H | Buffalo              | 80 88  |
|                           |   |                      |        | 48        | A | Duquesne            | 52 92  |            |   |               |        | 143                      | A | Bryant               | 83 87  |
|                           |   |                      |        |           |   |                     |        |            |   |               |        | 143                      | H | Bryant               | 71 73  |
|                           |   |                      |        |           |   |                     |        |            |   |               |        | 146                      | A | Central Conn. St.    | 59 72  |
|                           |   |                      |        |           |   |                     |        |            |   |               |        | 146                      | H | Central Conn. St.    | 61 48  |
|                           |   |                      |        |           |   |                     |        |            |   |               |        | 203                      | A | Robert Morris        | 60 71  |
|                           |   |                      |        |           |   |                     |        |            |   |               |        | 203                      | H | Robert Morris        | 71 68  |
|                           |   |                      |        |           |   |                     |        |            |   |               |        | 219                      | A | Sacred Heart         | 77 82  |
|                           |   |                      |        |           |   |                     |        |            |   |               |        | 219                      | H | Sacred Heart         | 90 101 |
|                           |   |                      |        |           |   |                     |        |            |   |               |        | 235                      | H | George Mason         | 77 86  |
|                           |   |                      |        |           |   |                     |        |            |   |               |        | 261                      | H | Canisius             | 74 87  |
|                           |   |                      |        |           |   |                     |        |            |   |               |        | 268                      | A | St. Francis Brooklyn | 55 71  |
|                           |   |                      |        |           |   |                     |        |            |   |               |        | 268                      | H | St. Francis Brooklyn | 55 70  |
|                           |   |                      |        |           |   |                     |        |            |   |               |        | 291                      | H | Bowling Green        | 62 76  |
|                           |   |                      |        |           |   |                     |        |            |   |               |        | 301                      | A | Fairleigh Dickinson  | 63 78  |
|                           |   |                      |        |           |   |                     |        |            |   |               |        | 301                      | H | Fairleigh Dickinson  | 65 78  |
|                           |   |                      |        |           |   |                     |        |            |   |               |        | 308                      | A | LIU Brooklyn         | 79 84  |
|                           |   |                      |        |           |   |                     |        |            |   |               |        | 308                      | H | LIU Brooklyn         | 87 75  |
|                           |   |                      |        |           |   |                     |        |            |   |               |        | 320                      | A | Mt. St. Mary's       | 64 74  |
|                           |   |                      |        |           |   |                     |        |            |   |               |        | 320                      | H | Mt. St. Mary's       | 90 87  |
|                           |   |                      |        |           |   |                     |        |            |   |               |        | 325                      | A | Wagner               | 87 74  |
|                           |   |                      |        |           |   |                     |        |            |   |               |        | 325                      | H | Wagner               | 60 76  |
|                           |   |                      |        |           |   |                     |        |            |   |               |        | 334                      | N | Coastal Caro.        | 75 72  |
| LAST 12 Division I GAMES: |   |                      |        |           |   |                     |        |            |   |               |        |                          |   |                      |        |
| 320                       | H | Mt. St. Mary's       | 90 87  | 301       | A | Fairleigh Dickinson | 63 78  |            |   |               |        |                          |   |                      |        |
| 203                       | A | Robert Morris        | 60 71  | 308       | A | LIU Brooklyn        | 79 84  |            |   |               |        |                          |   |                      |        |
| 146                       | A | Central Conn. St.    | 59 72  | 143       | H | Bryant              | 71 73  |            |   |               |        |                          |   |                      |        |
| 268                       | A | St. Francis Brooklyn | 55 71  | 301       | H | Fairleigh Dickinson | 65 78  |            |   |               |        |                          |   |                      |        |
| 146                       | H | Central Conn. St.    | 61 48  | 325       | A | Wagner              | 87 74  |            |   |               |        |                          |   |                      |        |
| 308                       | H | LIU Brooklyn         | 87 75  | 320       | A | Mt. St. Mary's      | 64 74  |            |   |               |        |                          |   |                      |        |

Non-Div I Games:

Saint Francis (PA)

■ Loss, 
 ■ Non-Conf, 
 ■ S Site, 
 ■ Home 
 ■ A Away 
 N Neutral

## Saint Joseph's

Through Games Of March 10, 2015

|                   |          |           |                |            |             |               |      |      |       |           |
|-------------------|----------|-----------|----------------|------------|-------------|---------------|------|------|-------|-----------|
| Average RPI Win:  | 163      | WON-LOST  | WINNING        | LAST 10    | STRENGTH OF | OPP. STRENGTH | TEAM | ADJ. | CONF. | ADJ CONF. |
| Average RPI Loss: | 65       | RECORD    | PCT. RANK      | GAMES      | SCHEDULE    | OF SCHEDULE   | RPI  | RPI  | RPI   | RPI       |
| DIV. I ONLY       | 13- 17   | 218       | 6- 4           | 6          | 81          | 86            | 86   | 6    | 6     |           |
| DIV. I NON-CONF.  | 4- 8     | 234       | 0- 0           | 1          | 88          | 80            | 80   | 6    | 6     |           |
| TOTALS            | RPI 1-25 | RPI 26-50 | W-L RECORDS    | RPI 51-100 | RPI 101-150 | RPI 150+      |      |      |       |           |
| 13- 17            | 0- 5     | 1- 3      | OVERALL        | 3- 5       | 2- 2        | 7- 2          |      |      |       |           |
| 9- 4              | 0- 1     | 1- 0      | HOME           | 3- 1       | 2- 1        | 3- 1          |      |      |       |           |
| 2- 12             | 0- 3     | 0- 3      | AWAY           | 0- 4       | 0- 1        | 2- 1          |      |      |       |           |
| 2- 1              | 0- 1     | 0- 0      | NEUTRAL        | 0- 0       | 0- 0        | 2- 0          |      |      |       |           |
| 4- 8              | 0- 2     | 0- 2      | NON-CONFERENCE | 2- 3       | 1- 1        | 1- 0          |      |      |       |           |
| 3- 2              | 0- 1     | 0- 0      | HOME           | 2- 0       | 1- 1        | 0- 0          |      |      |       |           |
| 0- 6              | 0- 1     | 0- 2      | AWAY           | 0- 3       | 0- 0        | 0- 0          |      |      |       |           |
| 1- 0              | 0- 0     | 0- 0      | NEUTRAL        | 0- 0       | 0- 0        | 1- 0          |      |      |       |           |
| 9- 9              | 0- 3     | 1- 1      | CONFERENCE     | 1- 2       | 1- 1        | 6- 2          |      |      |       |           |
| 6- 2              | 0- 0     | 1- 0      | HOME           | 1- 1       | 1- 0        | 3- 1          |      |      |       |           |
| 2- 6              | 0- 2     | 0- 1      | AWAY           | 0- 1       | 0- 1        | 2- 1          |      |      |       |           |
| 1- 1              | 0- 1     | 0- 0      | NEUTRAL        | 0- 0       | 0- 0        | 1- 0          |      |      |       |           |

| RPI 1-25                  |   |                    |       | RPI 26-50 |   |                    |       | RPI 51-100 Team's RPI: 86 |   |           |       | RPI 101+ |   |                      |       |
|---------------------------|---|--------------------|-------|-----------|---|--------------------|-------|---------------------------|---|-----------|-------|----------|---|----------------------|-------|
| RPI                       | S | Opponent           | Score | RPI       | S | Opponent           | Score | RPI                       | S | Opponent  | Score | RPI      | S | Opponent             | Score |
| 1                         | A | Notre Dame         | 50 64 | 40        | A | Seton Hall         | 60 77 | 52                        | A | Penn      | 51 65 | 106      | H | Lehigh               | 71 73 |
| 11                        | A | George Washington  | 69 83 | 42        | A | Rutgers            | 52 76 | 64                        | A | Liberty   | 75 76 | 129      | A | Rhode Island         | 61 63 |
| 13                        | A | Dayton             | 64 82 | 48        | A | Duquesne           | 54 63 | 65                        | A | Drexel    | 63 76 | 140      | H | Temple               | 78 74 |
| 13                        | N | Dayton             | 61 80 | 48        | H | Duquesne           | 60 49 | 73                        | A | Fordham   | 47 57 | 141      | H | VCU                  | 63 46 |
| 24                        | H | Quinnipiac         | 67 69 |           |   |                    |       | 73                        | H | Fordham   | 47 48 | 151      | A | Saint Louis          | 51 52 |
|                           |   |                    |       |           |   |                    |       | 76                        | H | Villanova | 58 54 | 165      | H | St. Bonaventure      | 66 48 |
|                           |   |                    |       |           |   |                    |       | 84                        | H | CSUN      | 61 54 | 184      | A | La Salle             | 67 55 |
|                           |   |                    |       |           |   |                    |       | 90                        | H | Richmond  | 61 59 | 184      | H | La Salle             | 70 64 |
|                           |   |                    |       |           |   |                    |       |                           |   |           |       | 192      | H | Massachusetts        | 47 65 |
|                           |   |                    |       |           |   |                    |       |                           |   |           |       | 235      | H | George Mason         | 82 51 |
|                           |   |                    |       |           |   |                    |       |                           |   |           |       | 235      | N | George Mason         | 71 43 |
|                           |   |                    |       |           |   |                    |       |                           |   |           |       | 264      | A | Davidson             | 57 52 |
|                           |   |                    |       |           |   |                    |       |                           |   |           |       | 268      | N | St. Francis Brooklyn | 64 42 |
| LAST 12 Division I GAMES: |   |                    |       |           |   |                    |       |                           |   |           |       |          |   |                      |       |
|                           |   | 13 N Dayton        | 61 80 |           |   | 13 A Dayton        | 64 82 |                           |   |           |       |          |   |                      |       |
|                           |   | 235 N George Mason | 71 43 |           |   | 129 A Rhode Island | 61 63 |                           |   |           |       |          |   |                      |       |
|                           |   | 184 A La Salle     | 67 55 |           |   | 73 H Fordham       | 47 48 |                           |   |           |       |          |   |                      |       |
|                           |   | 48 H Duquesne      | 60 49 |           |   | 184 H La Salle     | 70 64 |                           |   |           |       |          |   |                      |       |
|                           |   | 90 H Richmond      | 61 59 |           |   | 264 A Davidson     | 57 52 |                           |   |           |       |          |   |                      |       |
|                           |   | 235 H George Mason | 82 51 |           |   | 151 A Saint Louis  | 51 52 |                           |   |           |       |          |   |                      |       |

Non-Div I Games:

Saint Joseph's

■ Loss, 
■ Non-Conf, 
■ S Site, 
■ H Home 
■ A Away 
N Neutral

## Saint Louis

## Through Games Of March 10, 2015

|                   |          |           |                |            |             |               |      |      |       |           |
|-------------------|----------|-----------|----------------|------------|-------------|---------------|------|------|-------|-----------|
| Average RPI Win:  | 181      | WON-LOST  | WINNING        | LAST 10    | STRENGTH OF | OPP. STRENGTH | TEAM | ADJ. | CONF. | ADJ CONF. |
| Average RPI Loss: | 129      | RECORD    | PCT. RANK      | GAMES      | SCHEDULE    | OF SCHEDULE   | RPI  | RPI  | RPI   | RPI       |
| DIV. I ONLY       | 14- 16   | 196       | 4- 6           | 106        | 115         | 151           | 151  | 6    | 6     |           |
| DIV. I NON-CONF.  | 6- 6     | 158       | 0- 0           | 214        | 285         | 185           | 185  | 6    | 6     |           |
| TOTALS            | RPI 1-25 | RPI 26-50 | W-L RECORDS    | RPI 51-100 | RPI 101-150 | RPI 150+      |      |      |       |           |
| 14- 16            | 1- 3     | 0- 1      | OVERALL        | 2- 2       | 3- 3        | 8- 7          |      |      |       |           |
| 6- 6              | 1- 1     | 0- 0      | HOME           | 2- 0       | 1- 1        | 2- 4          |      |      |       |           |
| 6- 8              | 0- 1     | 0- 1      | AWAY           | 0- 2       | 1- 2        | 5- 2          |      |      |       |           |
| 2- 2              | 0- 1     | 0- 0      | NEUTRAL        | 0- 0       | 1- 0        | 1- 1          |      |      |       |           |
| 6- 6              | 0- 0     | 0- 0      | NON-CONFERENCE | 0- 1       | 2- 1        | 4- 4          |      |      |       |           |
| 2- 2              | 0- 0     | 0- 0      | HOME           | 0- 0       | 1- 0        | 1- 2          |      |      |       |           |
| 3- 3              | 0- 0     | 0- 0      | AWAY           | 0- 1       | 1- 1        | 2- 1          |      |      |       |           |
| 1- 1              | 0- 0     | 0- 0      | NEUTRAL        | 0- 0       | 0- 0        | 1- 1          |      |      |       |           |
| 8- 10             | 1- 3     | 0- 1      | CONFERENCE     | 2- 1       | 1- 2        | 4- 3          |      |      |       |           |
| 4- 4              | 1- 1     | 0- 0      | HOME           | 2- 0       | 0- 1        | 1- 2          |      |      |       |           |
| 3- 5              | 0- 1     | 0- 1      | AWAY           | 0- 1       | 0- 1        | 3- 1          |      |      |       |           |
| 1- 1              | 0- 1     | 0- 0      | NEUTRAL        | 0- 0       | 1- 0        | 0- 0          |      |      |       |           |

| RPI 1-25                  |   |                        |       | RPI 26-50 |   |                        |       | RPI 51-100 |   |                |       | RPI 101+ Team's RPI: 151 |   |                   |       |
|---------------------------|---|------------------------|-------|-----------|---|------------------------|-------|------------|---|----------------|-------|--------------------------|---|-------------------|-------|
| RPI                       | S | Opponent               | Score | RPI       | S | Opponent               | Score | RPI        | S | Opponent       | Score | RPI                      | S | Opponent          | Score |
| 11                        | H | George Washington      | 79 61 | 48        | A | Duquesne               | 64 77 | 63         | A | Vanderbilt     | 57 75 | 102                      | A | Missouri          | 55 74 |
| 11                        | N | George Washington      | 63 77 |           |   |                        |       | 73         | H | Fordham        | 54 50 | 114                      | A | Tulsa             | 63 58 |
| 13                        | A | Dayton                 | 72 87 |           |   |                        |       | 86         | H | Saint Joseph's | 52 51 | 120                      | H | Ball St.          | 73 68 |
| 13                        | H | Dayton                 | 68 95 |           |   |                        |       | 90         | A | Richmond       | 72 75 | 129                      | A | Rhode Island      | 53 68 |
|                           |   |                        |       |           |   |                        |       |            |   |                |       | 141                      | H | VCU               | 54 59 |
|                           |   |                        |       |           |   |                        |       |            |   |                |       | 141                      | N | VCU               | 65 58 |
|                           |   |                        |       |           |   |                        |       |            |   |                |       | 165                      | H | St. Bonaventure   | 55 57 |
|                           |   |                        |       |           |   |                        |       |            |   |                |       | 170                      | A | Indiana St.       | 60 63 |
|                           |   |                        |       |           |   |                        |       |            |   |                |       | 170                      | H | Indiana St.       | 58 68 |
|                           |   |                        |       |           |   |                        |       |            |   |                |       | 176                      | H | SIUE              | 74 63 |
|                           |   |                        |       |           |   |                        |       |            |   |                |       | 184                      | A | La Salle          | 76 47 |
|                           |   |                        |       |           |   |                        |       |            |   |                |       | 191                      | H | Mercer            | 75 80 |
|                           |   |                        |       |           |   |                        |       |            |   |                |       | 192                      | A | Massachusetts     | 75 67 |
|                           |   |                        |       |           |   |                        |       |            |   |                |       | 235                      | A | George Mason      | 57 66 |
|                           |   |                        |       |           |   |                        |       |            |   |                |       | 235                      | H | George Mason      | 82 59 |
|                           |   |                        |       |           |   |                        |       |            |   |                |       | 260                      | N | Austin Peay       | 81 86 |
|                           |   |                        |       |           |   |                        |       |            |   |                |       | 264                      | A | Davidson          | 77 59 |
|                           |   |                        |       |           |   |                        |       |            |   |                |       | 264                      | H | Davidson          | 50 53 |
|                           |   |                        |       |           |   |                        |       |            |   |                |       | 299                      | A | Eastern Ill.      | 63 49 |
|                           |   |                        |       |           |   |                        |       |            |   |                |       | 316                      | A | Southeast Mo. St. | 74 56 |
|                           |   |                        |       |           |   |                        |       |            |   |                |       | 326                      | N | Utah Valley       | 68 66 |
| LAST 12 Division I GAMES: |   |                        |       |           |   |                        |       |            |   |                |       |                          |   |                   |       |
|                           |   | 11 N George Washington | 63 77 |           |   | 264 A Davidson         | 77 59 |            |   |                |       |                          |   |                   |       |
|                           |   | 141 N VCU              | 65 58 |           |   | 11 H George Washington | 79 61 |            |   |                |       |                          |   |                   |       |
|                           |   | 13 H Dayton            | 68 95 |           |   | 90 A Richmond          | 72 75 |            |   |                |       |                          |   |                   |       |
|                           |   | 129 A Rhode Island     | 53 68 |           |   | 13 A Dayton            | 72 87 |            |   |                |       |                          |   |                   |       |
|                           |   | 235 H George Mason     | 82 59 |           |   | 86 H Saint Joseph's    | 52 51 |            |   |                |       |                          |   |                   |       |
|                           |   | 165 H St. Bonaventure  | 55 57 |           |   | 73 H Fordham           | 54 50 |            |   |                |       |                          |   |                   |       |

Non-Div I Games: Mo.-St. Louis 68 49

Saint Louis

Loss, Non-Conf, S Site, H Home A Away N Neutral

## Saint Peter's

Through Games Of March 10, 2015

| Average RPI Win:  | 246      | WON-LOST  | WINNING        | LAST 10    | STRENGTH OF | OPP. STRENGTH | TEAM | ADJ. | CONF. | ADJ CONF. |
|-------------------|----------|-----------|----------------|------------|-------------|---------------|------|------|-------|-----------|
| Average RPI Loss: | 189      | RECORD    | PCT. RANK      | GAMES      | SCHEDULE    | OF SCHEDULE   | RPI  | RPI  | RPI   | RPI       |
| DIV. I ONLY       | 5- 26    | 330       | 3- 7           | 236        | 269         | 327           | 327  | 24   | 24    |           |
| DIV. I NON-CONF.  | 0- 9     | 339       | 0- 0           | 209        | 303         | 340           | 340  | 24   | 24    |           |
| TOTALS            | RPI 1-25 | RPI 26-50 | W-L RECORDS    | RPI 51-100 | RPI 101-150 | RPI 150+      |      |      |       |           |
| 5- 26             | 0- 2     | 0- 1      | OVERALL        | 0- 0       | 1- 4        | 4- 19         |      |      |       |           |
| 3- 11             | 0- 1     | 0- 0      | HOME           | 0- 0       | 1- 2        | 2- 8          |      |      |       |           |
| 1- 13             | 0- 0     | 0- 0      | AWAY           | 0- 0       | 0- 0        | 1- 2          |      |      |       |           |
| 1- 2              | 0- 0     | 0- 0      | NEUTRAL        | 0- 0       | 0- 1        | 1- 1          |      |      |       |           |
| 0- 9              | 0- 0     | 0- 1      | NON-CONFERENCE | 0- 0       | 0- 2        | 0- 6          |      |      |       |           |
| 0- 4              | 0- 0     | 0- 0      | HOME           | 0- 0       | 0- 2        | 0- 2          |      |      |       |           |
| 0- 4              | 0- 0     | 0- 1      | AWAY           | 0- 0       | 0- 0        | 0- 3          |      |      |       |           |
| 0- 1              | 0- 0     | 0- 0      | NEUTRAL        | 0- 0       | 0- 0        | 0- 1          |      |      |       |           |
| 5- 17             | 0- 2     | 0- 0      | CONFERENCE     | 0- 0       | 1- 2        | 4- 13         |      |      |       |           |
| 3- 7              | 0- 1     | 0- 0      | HOME           | 0- 0       | 1- 0        | 2- 6          |      |      |       |           |
| 1- 9              | 0- 1     | 0- 0      | AWAY           | 0- 0       | 0- 1        | 1- 7          |      |      |       |           |
| 1- 1              | 0- 0     | 0- 0      | NEUTRAL        | 0- 0       | 0- 1        | 1- 0          |      |      |       |           |

| RPI                       | S | Opponent   | Score | RPI        | S  | Opponent   | Score | RPI | S | Opponent | Score | RPI        | S  | Opponent             | Score | Team's RPI: 327 |
|---------------------------|---|------------|-------|------------|----|------------|-------|-----|---|----------|-------|------------|----|----------------------|-------|-----------------|
| 24                        | A | Quinnipiac | 52 82 | 40         | A  | Seton Hall | 45 75 |     |   |          |       | 106        | H  | Lehigh               | 58 70 |                 |
| 24                        | H | Quinnipiac | 50 81 |            |    |            |       |     |   |          |       | 115        | A  | Marist               | 51 77 |                 |
|                           |   |            |       |            |    |            |       |     |   |          |       | 115        | H  | Marist               | 66 58 |                 |
|                           |   |            |       |            |    |            |       |     |   |          |       | 115        | N  | Marist               | 57 62 |                 |
|                           |   |            |       |            |    |            |       |     |   |          |       | 124        | H  | Yale                 | 45 53 |                 |
|                           |   |            |       |            |    |            |       |     |   |          |       | 169        | A  | Siena                | 47 64 |                 |
|                           |   |            |       |            |    |            |       |     |   |          |       | 169        | H  | Siena                | 40 65 |                 |
|                           |   |            |       |            |    |            |       |     |   |          |       | 179        | A  | Fairfield            | 46 57 |                 |
|                           |   |            |       |            |    |            |       |     |   |          |       | 179        | H  | Fairfield            | 47 57 |                 |
|                           |   |            |       |            |    |            |       |     |   |          |       | 188        | A  | Stony Brook          | 40 56 |                 |
|                           |   |            |       |            |    |            |       |     |   |          |       | 194        | A  | Iona                 | 43 77 |                 |
|                           |   |            |       |            |    |            |       |     |   |          |       | 194        | H  | Iona                 | 65 67 |                 |
|                           |   |            |       |            |    |            |       |     |   |          |       | 195        | A  | Navy                 | 35 71 |                 |
|                           |   |            |       |            |    |            |       |     |   |          |       | 213        | H  | Lafayette            | 34 49 |                 |
|                           |   |            |       |            |    |            |       |     |   |          |       | 239        | A  | Niagara              | 40 73 |                 |
|                           |   |            |       |            |    |            |       |     |   |          |       | 239        | H  | Niagara              | 65 58 |                 |
|                           |   |            |       |            |    |            |       |     |   |          |       | 241        | A  | Monmouth             | 56 64 |                 |
|                           |   |            |       |            |    |            |       |     |   |          |       | 241        | H  | Monmouth             | 52 67 |                 |
|                           |   |            |       |            |    |            |       |     |   |          |       | 261        | A  | Canisius             | 50 75 |                 |
|                           |   |            |       |            |    |            |       |     |   |          |       | 261        | H  | Canisius             | 45 57 |                 |
|                           |   |            |       |            |    |            |       |     |   |          |       | 268        | N  | St. Francis Brooklyn | 36 48 |                 |
|                           |   |            |       |            |    |            |       |     |   |          |       | 278        | A  | Rider                | 49 54 |                 |
|                           |   |            |       |            |    |            |       |     |   |          |       | 278        | H  | Rider                | 50 49 |                 |
|                           |   |            |       |            |    |            |       |     |   |          |       | 278        | N  | Rider                | 62 54 |                 |
|                           |   |            |       |            |    |            |       |     |   |          |       | 286        | A  | Loyola Maryland      | 49 59 |                 |
|                           |   |            |       |            |    |            |       |     |   |          |       | 301        | H  | Fairleigh Dickinson  | 59 76 |                 |
| LAST 12 Division I GAMES: |   |            |       |            |    |            |       |     |   |          |       |            |    |                      |       |                 |
|                           |   | 115        | N     | Marist     | 57 | 62         |       |     |   | 241      | A     | Monmouth   | 56 | 64                   |       |                 |
|                           |   | 278        | N     | Rider      | 62 | 54         |       |     |   | 194      | H     | Iona       | 65 | 67                   |       |                 |
|                           |   | 169        | A     | Siena      | 47 | 64         |       |     |   | 278      | A     | Rider      | 49 | 54                   |       |                 |
|                           |   | 115        | H     | Marist     | 66 | 58         |       |     |   | 322      | A     | Manhattan  | 68 | 58                   |       |                 |
|                           |   | 322        | H     | Manhattan  | 66 | 69         |       |     |   | 241      | H     | Monmouth   | 52 | 67                   |       |                 |
|                           |   | 24         | A     | Quinnipiac | 52 | 82         |       |     |   | 24       | H     | Quinnipiac | 50 | 81                   |       |                 |

Non-Div I Games:

Saint Peter's

■ Loss, 
 ■ Non-Conf, 
 ■ S Site, 
 ■ H Home 
 ■ A Away 
 N Neutral

S  
a  
i  
n  
t  
P  
e  
t  
e  
r  
'  
s

RPI S Saint Peter's Score

Through Games Of March 10, 2015

| RPI | S | Opponent  | Score |    |
|-----|---|-----------|-------|----|
| 322 | A | Manhattan | 68    | 58 |
| 322 | H | Manhattan | 66    | 69 |

S  
a  
i  
n  
t  
P  
e  
t  
e  
r  
'  
s

Saint Peter's



| Average RPI Win: 250  |      | WON-LOST | WINNING   | LAST 10        | STRENGTH OF | OPP. STRENGTH | TEAM     | ADJ. | CONF. | ADJ CONF. |
|-----------------------|------|----------|-----------|----------------|-------------|---------------|----------|------|-------|-----------|
| Average RPI Loss: 193 |      | RECORD   | PCT. RANK | GAMES          | SCHEDULE    | OF SCHEDULE   | RPI      | RPI  | RPI   | RPI       |
| DIV. I ONLY           |      | 6- 21    | 306       | 1- 9           | 187         | 321           | 296      | 296  | 27    | 27        |
| DIV. I NON-CONF.      |      | 1- 8     | 322       | 0- 0           | 78          | 215           | 282      | 282  | 27    | 27        |
| TOTALS                |      | RPI 1-25 | RPI 26-50 | W-L RECORDS    | RPI 51-100  | RPI 101-150   | RPI 150+ |      |       |           |
| 6- 21                 | 0- 0 |          | 0- 2      | OVERALL        | 0- 3        | 1- 1          | 5- 15    |      |       |           |
| 4- 7                  | 0- 0 |          | 0- 0      | HOME           | 0- 0        | 1- 0          | 3- 7     |      |       |           |
| 2- 12                 | 0- 0 |          | 0- 2      | AWAY           | 0- 2        | 0- 1          | 2- 7     |      |       |           |
| 0- 2                  | 0- 0 |          | 0- 0      | NEUTRAL        | 0- 1        | 0- 0          | 0- 1     |      |       |           |
| 1- 8                  | 0- 0 |          | 0- 2      | NON-CONFERENCE | 0- 3        | 0- 0          | 1- 3     |      |       |           |
| 1- 1                  | 0- 0 |          | 0- 0      | HOME           | 0- 0        | 0- 0          | 1- 1     |      |       |           |
| 0- 5                  | 0- 0 |          | 0- 2      | AWAY           | 0- 2        | 0- 0          | 0- 1     |      |       |           |
| 0- 2                  | 0- 0 |          | 0- 0      | NEUTRAL        | 0- 1        | 0- 0          | 0- 1     |      |       |           |
| 5- 13                 | 0- 0 |          | 0- 0      | CONFERENCE     | 0- 0        | 1- 1          | 4- 12    |      |       |           |
| 3- 6                  | 0- 0 |          | 0- 0      | HOME           | 0- 0        | 1- 0          | 2- 6     |      |       |           |
| 2- 7                  | 0- 0 |          | 0- 0      | AWAY           | 0- 0        | 0- 1          | 2- 6     |      |       |           |
| 0- 0                  | 0- 0 |          | 0- 0      | NEUTRAL        | 0- 0        | 0- 0          | 0- 0     |      |       |           |

| RPI 1-25                  |   |          |       | RPI 26-50 |   |                    |       | RPI 51-100 |   |                     |       | RPI 101+ |   |                    |       | Team's RPI: 296 |  |
|---------------------------|---|----------|-------|-----------|---|--------------------|-------|------------|---|---------------------|-------|----------|---|--------------------|-------|-----------------|--|
| RPI                       | S | Opponent | Score | RPI       | S | Opponent           | Score | RPI        | S | Opponent            | Score | RPI      | S | Opponent           | Score |                 |  |
|                           |   |          |       | 38        | A | Wichita St.        | 46 70 | 58         | A | LSU                 | 45 71 | 127      | A | Stephen F. Austin  | 65 79 |                 |  |
|                           |   |          |       | 47        | A | South Dakota St.   | 49 60 | 74         | A | TCU                 | 55 79 | 127      | H | Stephen F. Austin  | 65 64 |                 |  |
|                           |   |          |       |           |   |                    |       | 95         | N | Southern California | 67 88 | 155      | A | La.-Lafayette      | 46 65 |                 |  |
|                           |   |          |       |           |   |                    |       |            |   |                     |       | 186      | A | Lamar              | 73 92 |                 |  |
|                           |   |          |       |           |   |                    |       |            |   |                     |       | 186      | H | Lamar              | 68 87 |                 |  |
|                           |   |          |       |           |   |                    |       |            |   |                     |       | 190      | H | Texas Southern     | 61 54 |                 |  |
|                           |   |          |       |           |   |                    |       |            |   |                     |       | 210      | A | Nicholls St.       | 64 67 |                 |  |
|                           |   |          |       |           |   |                    |       |            |   |                     |       | 211      | H | McNeese St.        | 74 79 |                 |  |
|                           |   |          |       |           |   |                    |       |            |   |                     |       | 228      | H | Northwestern St.   | 57 66 |                 |  |
|                           |   |          |       |           |   |                    |       |            |   |                     |       | 246      | A | A&M-Corpus Christi | 52 60 |                 |  |
|                           |   |          |       |           |   |                    |       |            |   |                     |       | 246      | H | A&M-Corpus Christi | 50 63 |                 |  |
|                           |   |          |       |           |   |                    |       |            |   |                     |       | 247      | H | Prairie View       | 53 70 |                 |  |
|                           |   |          |       |           |   |                    |       |            |   |                     |       | 249      | A | Central Ark.       | 63 66 |                 |  |
|                           |   |          |       |           |   |                    |       |            |   |                     |       | 249      | H | Central Ark.       | 56 64 |                 |  |
|                           |   |          |       |           |   |                    |       |            |   |                     |       | 256      | A | Abilene Christian  | 63 58 |                 |  |
|                           |   |          |       |           |   |                    |       |            |   |                     |       | 256      | H | Abilene Christian  | 48 63 |                 |  |
|                           |   |          |       |           |   |                    |       |            |   |                     |       | 282      | A | Houston Baptist    | 61 66 |                 |  |
|                           |   |          |       |           |   |                    |       |            |   |                     |       | 282      | H | Houston Baptist    | 74 67 |                 |  |
|                           |   |          |       |           |   |                    |       |            |   |                     |       | 302      | A | New Orleans        | 75 59 |                 |  |
|                           |   |          |       |           |   |                    |       |            |   |                     |       | 332      | A | Southeastern La.   | 76 78 |                 |  |
|                           |   |          |       |           |   |                    |       |            |   |                     |       | 336      | N | Florida A&M        | 67 69 |                 |  |
|                           |   |          |       |           |   |                    |       |            |   |                     |       | 341      | H | Incarnate Word     | 59 55 |                 |  |
| LAST 12 Division I GAMES: |   |          |       |           |   |                    |       |            |   |                     |       |          |   |                    |       |                 |  |
|                           |   |          |       | 127       | A | Stephen F. Austin  | 65 79 | 256        | H | Abilene Christian   | 48 63 |          |   |                    |       |                 |  |
|                           |   |          |       | 186       | A | Lamar              | 73 92 | 246        | H | A&M-Corpus Christi  | 50 63 |          |   |                    |       |                 |  |
|                           |   |          |       | 246       | A | A&M-Corpus Christi | 52 60 | 282        | H | Houston Baptist     | 74 67 |          |   |                    |       |                 |  |
|                           |   |          |       | 249       | H | Central Ark.       | 56 64 | 186        | H | Lamar               | 68 87 |          |   |                    |       |                 |  |
|                           |   |          |       | 249       | A | Central Ark.       | 63 66 | 127        | H | Stephen F. Austin   | 65 64 |          |   |                    |       |                 |  |
|                           |   |          |       | 282       | A | Houston Baptist    | 61 66 | 256        | A | Abilene Christian   | 63 58 |          |   |                    |       |                 |  |

Non-Div I Games: Wiley

48 65

Sam Houston St.

Loss, Non-Conf, S Site, H Home A Away N Neutral

|                   |          |           |                |            |             |               |      |      |       |           |
|-------------------|----------|-----------|----------------|------------|-------------|---------------|------|------|-------|-----------|
| Average RPI Win:  | 250      | WON-LOST  | WINNING        | LAST 10    | STRENGTH OF | OPP. STRENGTH | TEAM | ADJ. | CONF. | ADJ CONF. |
| Average RPI Loss: | 121      | RECORD    | PCT. RANK      | GAMES      | SCHEDULE    | OF SCHEDULE   | RPI  | RPI  | RPI   | RPI       |
| DIV. I ONLY       | 14- 15   | 188       | 4- 6           | 212        | 176         | 202           | 202  | 20   | 20    |           |
| DIV. I NON-CONF.  | 6- 8     | 197       | 0- 0           | 234        | 127         | 216           | 216  | 22   | 22    |           |
| TOTALS            | RPI 1-25 | RPI 26-50 | W-L RECORDS    | RPI 51-100 | RPI 101-150 | RPI 150+      |      |      |       |           |
| 14- 15            | 0- 2     | 0- 0      | OVERALL        | 0- 3       | 3- 6        | 11- 4         |      |      |       |           |
| 10- 2             | 0- 1     | 0- 0      | HOME           | 0- 0       | 3- 0        | 7- 1          |      |      |       |           |
| 3- 11             | 0- 1     | 0- 0      | AWAY           | 0- 2       | 0- 5        | 3- 3          |      |      |       |           |
| 1- 2              | 0- 0     | 0- 0      | NEUTRAL        | 0- 1       | 0- 1        | 1- 0          |      |      |       |           |
| 6- 8              | 0- 0     | 0- 0      | NON-CONFERENCE | 0- 3       | 1- 3        | 5- 2          |      |      |       |           |
| 5- 0              | 0- 0     | 0- 0      | HOME           | 0- 0       | 1- 0        | 4- 0          |      |      |       |           |
| 0- 7              | 0- 0     | 0- 0      | AWAY           | 0- 2       | 0- 3        | 0- 2          |      |      |       |           |
| 1- 1              | 0- 0     | 0- 0      | NEUTRAL        | 0- 1       | 0- 0        | 1- 0          |      |      |       |           |
| 8- 7              | 0- 2     | 0- 0      | CONFERENCE     | 0- 0       | 2- 3        | 6- 2          |      |      |       |           |
| 5- 2              | 0- 1     | 0- 0      | HOME           | 0- 0       | 2- 0        | 3- 1          |      |      |       |           |
| 3- 4              | 0- 1     | 0- 0      | AWAY           | 0- 0       | 0- 2        | 3- 1          |      |      |       |           |
| 0- 1              | 0- 0     | 0- 0      | NEUTRAL        | 0- 0       | 0- 1        | 0- 0          |      |      |       |           |

| RPI 1-25                  |   |             |       | RPI 26-50 |   |                |       | RPI 51-100 |   |            |       | RPI 101+ Team's RPI: 202 |   |                |       |
|---------------------------|---|-------------|-------|-----------|---|----------------|-------|------------|---|------------|-------|--------------------------|---|----------------|-------|
| RPI                       | S | Opponent    | Score | RPI       | S | Opponent       | Score | RPI        | S | Opponent   | Score | RPI                      | S | Opponent       | Score |
| 20                        | A | Chattanooga | 32 49 |           |   |                |       | 53         | A | Tulane     | 56 58 | 107                      | A | Kansas         | 44 66 |
| 20                        | H | Chattanooga | 49 56 |           |   |                |       | 62         | A | Kansas St. | 41 60 | 108                      | A | East Tenn. St. | 46 48 |
|                           |   |             |       |           |   |                |       | 92         | N | UCLA       | 52 71 | 108                      | H | East Tenn. St. | 69 46 |
|                           |   |             |       |           |   |                |       |            |   |            |       | 112                      | A | Troy           | 67 76 |
|                           |   |             |       |           |   |                |       |            |   |            |       | 131                      | H | UT Martin      | 79 75 |
|                           |   |             |       |           |   |                |       |            |   |            |       | 145                      | A | Furman         | 44 64 |
|                           |   |             |       |           |   |                |       |            |   |            |       | 145                      | H | Furman         | 76 65 |
|                           |   |             |       |           |   |                |       |            |   |            |       | 145                      | N | Furman         | 54 65 |
|                           |   |             |       |           |   |                |       |            |   |            |       | 150                      | A | Auburn         | 41 64 |
|                           |   |             |       |           |   |                |       |            |   |            |       | 182                      | H | UAB            | 70 41 |
|                           |   |             |       |           |   |                |       |            |   |            |       | 187                      | A | Memphis        | 48 64 |
|                           |   |             |       |           |   |                |       |            |   |            |       | 191                      | A | Mercer         | 65 70 |
|                           |   |             |       |           |   |                |       |            |   |            |       | 191                      | H | Mercer         | 59 74 |
|                           |   |             |       |           |   |                |       |            |   |            |       | 227                      | N | Penn St.       | 59 56 |
|                           |   |             |       |           |   |                |       |            |   |            |       | 234                      | A | Georgia St.    | 56 61 |
|                           |   |             |       |           |   |                |       |            |   |            |       | 237                      | H | North Florida  | 81 47 |
|                           |   |             |       |           |   |                |       |            |   |            |       | 277                      | H | Alabama St.    | 56 43 |
|                           |   |             |       |           |   |                |       |            |   |            |       | 297                      | A | Western Caro.  | 60 50 |
|                           |   |             |       |           |   |                |       |            |   |            |       | 297                      | H | Western Caro.  | 68 52 |
|                           |   |             |       |           |   |                |       |            |   |            |       | 309                      | A | UNC Greensboro | 62 56 |
|                           |   |             |       |           |   |                |       |            |   |            |       | 309                      | H | UNC Greensboro | 88 66 |
|                           |   |             |       |           |   |                |       |            |   |            |       | 314                      | A | Wofford        | 68 43 |
|                           |   |             |       |           |   |                |       |            |   |            |       | 314                      | H | Wofford        | 69 50 |
|                           |   |             |       |           |   |                |       |            |   |            |       | 346                      | H | Alabama A&M    | 61 50 |
| LAST 12 Division I GAMES: |   |             |       |           |   |                |       |            |   |            |       |                          |   |                |       |
|                           |   |             |       | 145       | N | Furman         | 54 65 |            |   |            |       | 309                      | H | UNC Greensboro | 88 66 |
|                           |   |             |       | 191       | A | Mercer         | 65 70 |            |   |            |       | 314                      | A | Wofford        | 68 43 |
|                           |   |             |       | 108       | H | East Tenn. St. | 69 46 |            |   |            |       | 191                      | H | Mercer         | 59 74 |
|                           |   |             |       | 20        | H | Chattanooga    | 49 56 |            |   |            |       | 108                      | A | East Tenn. St. | 46 48 |
|                           |   |             |       | 145       | A | Furman         | 44 64 |            |   |            |       | 20                       | A | Chattanooga    | 32 49 |
|                           |   |             |       | 314       | A | Wofford        | 68 43 |            |   |            |       | 297                      | H | Western Caro.  | 68 52 |

Non-Div I Games: Aub.-Montgomery 62 36

Samford

Loss, Non-Conf, S Site, H Home A Away N Neutral

|                   |          |           |                |            |             |               |      |      |       |           |
|-------------------|----------|-----------|----------------|------------|-------------|---------------|------|------|-------|-----------|
| Average RPI Win:  | 196      | WON-LOST  | WINNING        | LAST 10    | STRENGTH OF | OPP. STRENGTH | TEAM | ADJ. | CONF. | ADJ CONF. |
| Average RPI Loss: | 65       | RECORD    | PCT. RANK      | GAMES      | SCHEDULE    | OF SCHEDULE   | RPI  | RPI  | RPI   | RPI       |
| DIV. I ONLY       | 23- 6    | 26        | 8- 2           | 203        | 98          | 55            | 55   | 9    | 9     |           |
| DIV. I NON-CONF.  | 8- 1     | 25        | 0- 0           | 295        | 163         | 84            | 84   | 7    | 7     |           |
| TOTALS            | RPI 1-25 | RPI 26-50 | W-L RECORDS    | RPI 51-100 | RPI 101-150 | RPI 150+      |      |      |       |           |
| 23- 6             | 0- 0     | 1- 2      | OVERALL        | 3- 3       | 2- 1        | 17- 0         |      |      |       |           |
| 12- 2             | 0- 0     | 1- 1      | HOME           | 2- 1       | 1- 0        | 8- 0          |      |      |       |           |
| 10- 3             | 0- 0     | 0- 1      | AWAY           | 1- 2       | 1- 0        | 8- 0          |      |      |       |           |
| 1- 1              | 0- 0     | 0- 0      | NEUTRAL        | 0- 0       | 0- 1        | 1- 0          |      |      |       |           |
| 8- 1              | 0- 0     | 0- 1      | NON-CONFERENCE | 0- 0       | 0- 0        | 8- 0          |      |      |       |           |
| 4- 1              | 0- 0     | 0- 1      | HOME           | 0- 0       | 0- 0        | 4- 0          |      |      |       |           |
| 4- 0              | 0- 0     | 0- 0      | AWAY           | 0- 0       | 0- 0        | 4- 0          |      |      |       |           |
| 0- 0              | 0- 0     | 0- 0      | NEUTRAL        | 0- 0       | 0- 0        | 0- 0          |      |      |       |           |
| 15- 5             | 0- 0     | 1- 1      | CONFERENCE     | 3- 3       | 2- 1        | 9- 0          |      |      |       |           |
| 8- 1              | 0- 0     | 1- 0      | HOME           | 2- 1       | 1- 0        | 4- 0          |      |      |       |           |
| 6- 3              | 0- 0     | 0- 1      | AWAY           | 1- 2       | 1- 0        | 4- 0          |      |      |       |           |
| 1- 1              | 0- 0     | 0- 0      | NEUTRAL        | 0- 0       | 0- 1        | 1- 0          |      |      |       |           |

| RPI 1-25                  |   |          |       | RPI 26-50 |   |                 |       | RPI 51-100 |   |                  |       | Team's RPI: 55 |   |                   |       | RPI 101+ |   |          |       |
|---------------------------|---|----------|-------|-----------|---|-----------------|-------|------------|---|------------------|-------|----------------|---|-------------------|-------|----------|---|----------|-------|
| RPI                       | S | Opponent | Score | RPI       | S | Opponent        | Score | RPI        | S | Opponent         | Score | RPI            | S | Opponent          | Score | RPI      | S | Opponent | Score |
|                           |   |          |       | 39        | A | Gonzaga         | 49 67 | 51         | A | BYU              | 50 54 | 132            | A | San Francisco     | 74 69 |          |   |          |       |
|                           |   |          |       | 39        | H | Gonzaga         | 75 62 | 51         | H | BYU              | 69 59 | 132            | H | San Francisco     | 56 55 |          |   |          |       |
|                           |   |          |       | 50        | H | Fresno St.      | 88 93 | 60         | A | St. Mary's (CA)  | 66 68 | 132            | N | San Francisco     | 57 65 |          |   |          |       |
|                           |   |          |       |           |   |                 |       | 60         | H | St. Mary's (CA)  | 56 57 | 154            | H | Dartmouth         | 78 53 |          |   |          |       |
|                           |   |          |       |           |   |                 |       | 61         | A | Pacific          | 63 53 | 162            | H | Montana St.       | 79 64 |          |   |          |       |
|                           |   |          |       |           |   |                 |       | 61         | H | Pacific          | 56 52 | 193            | A | Idaho             | 58 52 |          |   |          |       |
|                           |   |          |       |           |   |                 |       |            |   |                  |       | 215            | H | Cal St. Fullerton | 60 54 |          |   |          |       |
|                           |   |          |       |           |   |                 |       |            |   |                  |       | 224            | A | Santa Clara       | 64 61 |          |   |          |       |
|                           |   |          |       |           |   |                 |       |            |   |                  |       | 224            | H | Santa Clara       | 72 59 |          |   |          |       |
|                           |   |          |       |           |   |                 |       |            |   |                  |       | 224            | N | Santa Clara       | 51 42 |          |   |          |       |
|                           |   |          |       |           |   |                 |       |            |   |                  |       | 226            | H | San Diego St.     | 66 44 |          |   |          |       |
|                           |   |          |       |           |   |                 |       |            |   |                  |       | 229            | A | Pepperdine        | 68 64 |          |   |          |       |
|                           |   |          |       |           |   |                 |       |            |   |                  |       | 229            | H | Pepperdine        | 72 55 |          |   |          |       |
|                           |   |          |       |           |   |                 |       |            |   |                  |       | 258            | A | Weber St.         | 59 50 |          |   |          |       |
|                           |   |          |       |           |   |                 |       |            |   |                  |       | 270            | A | Loyola Marymount  | 67 59 |          |   |          |       |
|                           |   |          |       |           |   |                 |       |            |   |                  |       | 270            | H | Loyola Marymount  | 68 49 |          |   |          |       |
|                           |   |          |       |           |   |                 |       |            |   |                  |       | 272            | A | UC Irvine         | 87 64 |          |   |          |       |
|                           |   |          |       |           |   |                 |       |            |   |                  |       | 292            | A | Portland          | 87 65 |          |   |          |       |
|                           |   |          |       |           |   |                 |       |            |   |                  |       | 292            | H | Portland          | 80 72 |          |   |          |       |
|                           |   |          |       |           |   |                 |       |            |   |                  |       | 306            | A | Seattle           | 59 54 |          |   |          |       |
| LAST 12 Division I GAMES: |   |          |       |           |   |                 |       |            |   |                  |       |                |   |                   |       |          |   |          |       |
|                           |   |          |       | 132       | N | San Francisco   | 57 65 | 61         | A | Pacific          | 63 53 |                |   |                   |       |          |   |          |       |
|                           |   |          |       | 224       | N | Santa Clara     | 51 42 | 229        | H | Pepperdine       | 72 55 |                |   |                   |       |          |   |          |       |
|                           |   |          |       | 292       | H | Portland        | 80 72 | 270        | H | Loyola Marymount | 68 49 |                |   |                   |       |          |   |          |       |
|                           |   |          |       | 39        | H | Gonzaga         | 75 62 | 132        | A | San Francisco    | 74 69 |                |   |                   |       |          |   |          |       |
|                           |   |          |       | 51        | H | BYU             | 69 59 | 224        | A | Santa Clara      | 64 61 |                |   |                   |       |          |   |          |       |
|                           |   |          |       | 60        | A | St. Mary's (CA) | 66 68 | 51         | A | BYU              | 50 54 |                |   |                   |       |          |   |          |       |

Non-Div I Games: Cal St. San Marcos 82 42

San Diego

■ Loss, 
 ■ Non-Conf, 
 ■ S Site, 
 ■ Home 
 ■ A Away 
 N Neutral

|                   |          |           |                |            |             |               |      |      |       |           |
|-------------------|----------|-----------|----------------|------------|-------------|---------------|------|------|-------|-----------|
| Average RPI Win:  | 252      | WON-LOST  | WINNING        | LAST 10    | STRENGTH OF | OPP. STRENGTH | TEAM | ADJ. | CONF. | ADJ CONF. |
| Average RPI Loss: | 107      | RECORD    | PCT. RANK      | GAMES      | SCHEDULE    | OF SCHEDULE   | RPI  | RPI  | RPI   | RPI       |
| DIV. I ONLY       | 12- 19   | 244       | 4- 6           | 124        | 182         | 226           | 226  | 22   | 22    |           |
| DIV. I NON-CONF.  | 3- 8     | 263       | 0- 0           | 40         | 109         | 200           | 200  | 19   | 19    |           |
| TOTALS            | RPI 1-25 | RPI 26-50 | W-L RECORDS    | RPI 51-100 | RPI 101-150 | RPI 150+      |      |      |       |           |
| 12- 19            | 0- 1     | 0- 3      | OVERALL        | 0- 9       | 2- 3        | 10- 3         |      |      |       |           |
| 8- 6              | 0- 0     | 0- 2      | HOME           | 0- 4       | 2- 0        | 6- 0          |      |      |       |           |
| 2- 11             | 0- 1     | 0- 1      | AWAY           | 0- 3       | 0- 3        | 2- 3          |      |      |       |           |
| 2- 2              | 0- 0     | 0- 0      | NEUTRAL        | 0- 2       | 0- 0        | 2- 0          |      |      |       |           |
| 3- 8              | 0- 1     | 0- 1      | NON-CONFERENCE | 0- 4       | 1- 2        | 2- 0          |      |      |       |           |
| 2- 3              | 0- 0     | 0- 1      | HOME           | 0- 2       | 1- 0        | 1- 0          |      |      |       |           |
| 0- 4              | 0- 1     | 0- 0      | AWAY           | 0- 1       | 0- 2        | 0- 0          |      |      |       |           |
| 1- 1              | 0- 0     | 0- 0      | NEUTRAL        | 0- 1       | 0- 0        | 1- 0          |      |      |       |           |
| 9- 11             | 0- 0     | 0- 2      | CONFERENCE     | 0- 5       | 1- 1        | 8- 3          |      |      |       |           |
| 6- 3              | 0- 0     | 0- 1      | HOME           | 0- 2       | 1- 0        | 5- 0          |      |      |       |           |
| 2- 7              | 0- 0     | 0- 1      | AWAY           | 0- 2       | 0- 1        | 2- 3          |      |      |       |           |
| 1- 1              | 0- 0     | 0- 0      | NEUTRAL        | 0- 1       | 0- 0        | 1- 0          |      |      |       |           |

| RPI 1-25                  |   |                |       | RPI 26-50 |   |              |       | RPI 51-100 |   |                |       | RPI 101+ Team's RPI: 226 |   |                  |       |
|---------------------------|---|----------------|-------|-----------|---|--------------|-------|------------|---|----------------|-------|--------------------------|---|------------------|-------|
| RPI                       | S | Opponent       | Score | RPI       | S | Opponent     | Score | RPI        | S | Opponent       | Score | RPI                      | S | Opponent         | Score |
| 3                         | A | South Carolina | 38 89 | 32        | H | Washington   | 48 69 | 55         | A | San Diego      | 44 66 | 126                      | A | Boise St.        | 58 64 |
|                           |   |                |       | 50        | A | Fresno St.   | 50 57 | 69         | N | Michigan       | 50 70 | 126                      | H | Boise St.        | 57 40 |
|                           |   |                |       | 50        | H | Fresno St.   | 44 56 | 80         | A | Colorado St.   | 42 65 | 133                      | H | Sacramento St.   | 99 91 |
|                           |   |                |       |           |   |              |       | 80         | H | Colorado St.   | 36 49 | 139                      | A | UC Riverside     | 54 64 |
|                           |   |                |       |           |   |              |       | 84         | H | CSUN           | 54 65 | 145                      | A | Furman           | 43 60 |
|                           |   |                |       |           |   |              |       | 97         | H | Long Beach St. | 62 74 | 212                      | A | Wyoming          | 66 74 |
|                           |   |                |       |           |   |              |       | 100        | A | New Mexico     | 53 62 | 212                      | H | Wyoming          | 57 54 |
|                           |   |                |       |           |   |              |       | 100        | H | New Mexico     | 47 63 | 225                      | H | San Jose St.     | 71 61 |
|                           |   |                |       |           |   |              |       | 100        | N | New Mexico     | 56 57 | 232                      | A | UNLV             | 47 64 |
|                           |   |                |       |           |   |              |       |            |   |                |       | 232                      | H | UNLV             | 76 61 |
|                           |   |                |       |           |   |              |       |            |   |                |       | 240                      | N | Idaho St.        | 68 53 |
|                           |   |                |       |           |   |              |       |            |   |                |       | 273                      | A | Utah St.         | 70 59 |
|                           |   |                |       |           |   |              |       |            |   |                |       | 285                      | A | Nevada           | 44 50 |
|                           |   |                |       |           |   |              |       |            |   |                |       | 285                      | H | Nevada           | 57 49 |
|                           |   |                |       |           |   |              |       |            |   |                |       | 285                      | N | Nevada           | 70 48 |
|                           |   |                |       |           |   |              |       |            |   |                |       | 329                      | H | UC Santa Barbara | 64 58 |
|                           |   |                |       |           |   |              |       |            |   |                |       | 344                      | A | Air Force        | 74 65 |
|                           |   |                |       |           |   |              |       |            |   |                |       | 344                      | H | Air Force        | 70 47 |
| LAST 12 Division I GAMES: |   |                |       |           |   |              |       |            |   |                |       |                          |   |                  |       |
| 100                       | N | New Mexico     | 56 57 | 100       | H | New Mexico   | 47 63 |            |   |                |       |                          |   |                  |       |
| 285                       | N | Nevada         | 70 48 | 80        | A | Colorado St. | 42 65 |            |   |                |       |                          |   |                  |       |
| 285                       | A | Nevada         | 44 50 | 212       | A | Wyoming      | 66 74 |            |   |                |       |                          |   |                  |       |
| 232                       | H | UNLV           | 76 61 | 126       | H | Boise St.    | 57 40 |            |   |                |       |                          |   |                  |       |
| 126                       | A | Boise St.      | 58 64 | 285       | H | Nevada       | 57 49 |            |   |                |       |                          |   |                  |       |
| 225                       | H | San Jose St.   | 71 61 | 273       | A | Utah St.     | 70 59 |            |   |                |       |                          |   |                  |       |

Non-Div I Games:

San Diego St.

## San Francisco

Through Games Of March 10, 2015

|                   |          |           |                |            |             |               |      |      |       |           |
|-------------------|----------|-----------|----------------|------------|-------------|---------------|------|------|-------|-----------|
| Average RPI Win:  | 220      | WON-LOST  | WINNING        | LAST 10    | STRENGTH OF | OPP. STRENGTH | TEAM | ADJ. | CONF. | ADJ CONF. |
| Average RPI Loss: | 89       | RECORD    | PCT. RANK      | GAMES      | SCHEDULE    | OF SCHEDULE   | RPI  | RPI  | RPI   | RPI       |
| DIV. I ONLY       | 17- 13   | 126       | 6- 4           | 161        | 127         | 132           | 132  | 9    | 9     |           |
| DIV. I NON-CONF.  | 7- 2     | 47        | 0- 0           | 319        | 316         | 123           | 123  | 7    | 7     |           |
| TOTALS            | RPI 1-25 | RPI 26-50 | W-L RECORDS    | RPI 51-100 | RPI 101-150 | RPI 150+      |      |      |       |           |
| 17- 13            | 0- 0     | 0- 2      | OVERALL        | 4- 8       | 0- 1        | 13- 2         |      |      |       |           |
| 8- 6              | 0- 0     | 0- 1      | HOME           | 0- 4       | 0- 0        | 8- 1          |      |      |       |           |
| 7- 6              | 0- 0     | 0- 1      | AWAY           | 2- 3       | 0- 1        | 5- 1          |      |      |       |           |
| 2- 1              | 0- 0     | 0- 0      | NEUTRAL        | 2- 1       | 0- 0        | 0- 0          |      |      |       |           |
| 7- 2              | 0- 0     | 0- 0      | NON-CONFERENCE | 0- 1       | 0- 1        | 7- 0          |      |      |       |           |
| 5- 0              | 0- 0     | 0- 0      | HOME           | 0- 0       | 0- 0        | 5- 0          |      |      |       |           |
| 2- 2              | 0- 0     | 0- 0      | AWAY           | 0- 1       | 0- 1        | 2- 0          |      |      |       |           |
| 0- 0              | 0- 0     | 0- 0      | NEUTRAL        | 0- 0       | 0- 0        | 0- 0          |      |      |       |           |
| 10- 11            | 0- 0     | 0- 2      | CONFERENCE     | 4- 7       | 0- 0        | 6- 2          |      |      |       |           |
| 3- 6              | 0- 0     | 0- 1      | HOME           | 0- 4       | 0- 0        | 3- 1          |      |      |       |           |
| 5- 4              | 0- 0     | 0- 1      | AWAY           | 2- 2       | 0- 0        | 3- 1          |      |      |       |           |
| 2- 1              | 0- 0     | 0- 0      | NEUTRAL        | 2- 1       | 0- 0        | 0- 0          |      |      |       |           |

| RPI S                     | Opponent  | Score | RPI S | Opponent          | Score | RPI S | Opponent           | Score | RPI S | Opponent           | Score | Team's RPI: 132 |
|---------------------------|-----------|-------|-------|-------------------|-------|-------|--------------------|-------|-------|--------------------|-------|-----------------|
| 39                        | A Gonzaga | 84 91 | 39    | H Gonzaga         | 64 75 | 51    | A BYU              | 62 65 | 139   | A UC Riverside     | 53 66 |                 |
|                           |           |       |       |                   |       | 51    | H BYU              | 63 68 | 167   | A UC Davis         | 73 70 |                 |
|                           |           |       |       |                   |       | 51    | N BYU              | 65 76 | 224   | A Santa Clara      | 79 80 |                 |
|                           |           |       |       |                   |       | 55    | A San Diego        | 55 56 | 224   | H Santa Clara      | 62 45 |                 |
|                           |           |       |       |                   |       | 55    | H San Diego        | 69 74 | 225   | H San Jose St.     | 77 62 |                 |
|                           |           |       |       |                   |       | 55    | N San Diego        | 65 57 | 229   | A Pepperdine       | 69 58 |                 |
|                           |           |       |       |                   |       | 60    | A St. Mary's (CA)  | 65 63 | 229   | H Pepperdine       | 65 76 |                 |
|                           |           |       |       |                   |       | 60    | H St. Mary's (CA)  | 66 68 | 270   | A Loyola Marymount | 74 65 |                 |
|                           |           |       |       |                   |       | 61    | A Pacific          | 91 79 | 270   | H Loyola Marymount | 87 75 |                 |
|                           |           |       |       |                   |       | 61    | H Pacific          | 54 92 | 285   | H Nevada           | 63 48 |                 |
|                           |           |       |       |                   |       | 61    | N Pacific          | 74 64 | 290   | H Columbia         | 70 65 |                 |
|                           |           |       |       |                   |       | 97    | A Long Beach St.   | 58 70 | 292   | A Portland         | 79 44 |                 |
|                           |           |       |       |                   |       |       |                    |       | 292   | H Portland         | 85 68 |                 |
|                           |           |       |       |                   |       |       |                    |       | 306   | A Seattle          | 67 56 |                 |
|                           |           |       |       |                   |       |       |                    |       | 326   | H Utah Valley      | 69 50 |                 |
|                           |           |       |       |                   |       |       |                    |       | 330   | H North Texas      | 60 42 |                 |
| LAST 12 Division I GAMES: |           |       |       |                   |       |       |                    |       |       |                    |       |                 |
|                           |           |       | 51    | N BYU             | 65 76 | 270   | H Loyola Marymount | 87 75 |       |                    |       |                 |
|                           |           |       | 55    | N San Diego       | 65 57 | 224   | A Santa Clara      | 79 80 |       |                    |       |                 |
|                           |           |       | 61    | N Pacific         | 74 64 | 39    | A Gonzaga          | 84 91 |       |                    |       |                 |
|                           |           |       | 61    | A Pacific         | 91 79 | 292   | A Portland         | 79 44 |       |                    |       |                 |
|                           |           |       | 60    | A St. Mary's (CA) | 65 63 | 55    | H San Diego        | 69 74 |       |                    |       |                 |
|                           |           |       | 229   | H Pepperdine      | 65 76 | 51    | H BYU              | 63 68 |       |                    |       |                 |

Non-Div I Games: Cal St. Monterey Ba85 48 Sonoma St. 83 42

San Francisco

Loss, Non-Conf, S Site, H Home A Away N Neutral

San Jose St.

Through Games Of March 10, 2015

|                   |          |           |                |            |             |               |      |      |       |           |
|-------------------|----------|-----------|----------------|------------|-------------|---------------|------|------|-------|-----------|
| Average RPI Win:  | 219      | WON-LOST  | WINNING        | LAST 10    | STRENGTH OF | OPP. STRENGTH | TEAM | ADJ. | CONF. | ADJ CONF. |
| Average RPI Loss: | 160      | RECORD    | PCT. RANK      | GAMES      | SCHEDULE    | OF SCHEDULE   | RPI  | RPI  | RPI   | RPI       |
| DIV. I ONLY       | 14- 16   | 196       | 5- 5           | 287        | 147         | 225           | 225  | 22   | 22    |           |
| DIV. I NON-CONF.  | 5- 5     | 158       | 0- 0           | 294        | 51          | 179           | 179  | 19   | 19    |           |
| TOTALS            | RPI 1-25 | RPI 26-50 | W-L RECORDS    | RPI 51-100 | RPI 101-150 | RPI 150+      |      |      |       |           |
| 14- 16            | 0- 1     | 1- 1      | OVERALL        | 1- 4       | 2- 3        | 10- 7         |      |      |       |           |
| 8- 4              | 0- 0     | 1- 0      | HOME           | 0- 2       | 2- 0        | 5- 2          |      |      |       |           |
| 3- 12             | 0- 1     | 0- 1      | AWAY           | 0- 2       | 0- 3        | 3- 5          |      |      |       |           |
| 3- 0              | 0- 0     | 0- 0      | NEUTRAL        | 1- 0       | 0- 0        | 2- 0          |      |      |       |           |
| 5- 5              | 0- 1     | 0- 0      | NON-CONFERENCE | 0- 1       | 1- 2        | 4- 1          |      |      |       |           |
| 3- 0              | 0- 0     | 0- 0      | HOME           | 0- 0       | 1- 0        | 2- 0          |      |      |       |           |
| 1- 5              | 0- 1     | 0- 0      | AWAY           | 0- 1       | 0- 2        | 1- 1          |      |      |       |           |
| 1- 0              | 0- 0     | 0- 0      | NEUTRAL        | 0- 0       | 0- 0        | 1- 0          |      |      |       |           |
| 9- 11             | 0- 0     | 1- 1      | CONFERENCE     | 1- 3       | 1- 1        | 6- 6          |      |      |       |           |
| 5- 4              | 0- 0     | 1- 0      | HOME           | 0- 2       | 1- 0        | 3- 2          |      |      |       |           |
| 2- 7              | 0- 0     | 0- 1      | AWAY           | 0- 1       | 0- 1        | 2- 4          |      |      |       |           |
| 2- 0              | 0- 0     | 0- 0      | NEUTRAL        | 1- 0       | 0- 0        | 1- 0          |      |      |       |           |

| RPI 1-25                  |   |            |        | RPI 26-50 |   |              |       | RPI 51-100 |   |               |       | RPI 101+ Team's RPI: 225 |   |                |        |
|---------------------------|---|------------|--------|-----------|---|--------------|-------|------------|---|---------------|-------|--------------------------|---|----------------|--------|
| RPI                       | S | Opponent   | Score  | RPI       | S | Opponent     | Score | RPI        | S | Opponent      | Score | RPI                      | S | Opponent       | Score  |
| 23                        | A | California | 87 110 | 50        | A | Fresno St.   | 46 58 | 80         | A | Colorado St.  | 59 77 | 126                      | A | Boise St.      | 76 91  |
|                           |   |            |        | 50        | H | Fresno St.   | 56 51 | 80         | H | Colorado St.  | 76 85 | 126                      | H | Boise St.      | 88 78  |
|                           |   |            |        |           |   |              |       | 80         | N | Colorado St.  | 64 55 | 132                      | A | San Francisco  | 62 77  |
|                           |   |            |        |           |   |              |       | 99         | A | Colorado      | 89 97 | 133                      | H | Sacramento St. | 102 94 |
|                           |   |            |        |           |   |              |       | 100        | H | New Mexico    | 62 64 | 139                      | A | UC Riverside   | 80 100 |
|                           |   |            |        |           |   |              |       |            |   |               |       | 167                      | H | UC Davis       | 89 75  |
|                           |   |            |        |           |   |              |       |            |   |               |       | 212                      | A | Wyoming        | 60 96  |
|                           |   |            |        |           |   |              |       |            |   |               |       | 212                      | H | Wyoming        | 61 71  |
|                           |   |            |        |           |   |              |       |            |   |               |       | 226                      | A | San Diego St.  | 61 71  |
|                           |   |            |        |           |   |              |       |            |   |               |       | 232                      | A | UNLV           | 99 97  |
|                           |   |            |        |           |   |              |       |            |   |               |       | 232                      | H | UNLV           | 68 72  |
|                           |   |            |        |           |   |              |       |            |   |               |       | 238                      | A | Utah           | 87 100 |
|                           |   |            |        |           |   |              |       |            |   |               |       | 257                      | N | Cincinnati     | 79 54  |
|                           |   |            |        |           |   |              |       |            |   |               |       | 272                      | A | UC Irvine      | 91 65  |
|                           |   |            |        |           |   |              |       |            |   |               |       | 273                      | A | Utah St.       | 80 85  |
|                           |   |            |        |           |   |              |       |            |   |               |       | 273                      | H | Utah St.       | 62 58  |
|                           |   |            |        |           |   |              |       |            |   |               |       | 273                      | N | Utah St.       | 99 85  |
|                           |   |            |        |           |   |              |       |            |   |               |       | 285                      | A | Nevada         | 80 77  |
|                           |   |            |        |           |   |              |       |            |   |               |       | 285                      | H | Nevada         | 81 72  |
|                           |   |            |        |           |   |              |       |            |   |               |       | 290                      | H | Columbia       | 119 76 |
|                           |   |            |        |           |   |              |       |            |   |               |       | 344                      | A | Air Force      | 80 83  |
|                           |   |            |        |           |   |              |       |            |   |               |       | 344                      | H | Air Force      | 91 64  |
| LAST 12 Division I GAMES: |   |            |        |           |   |              |       |            |   |               |       |                          |   |                |        |
|                           |   |            |        | 80        | N | Colorado St. | 64 55 | 226        | A | San Diego St. | 61 71 |                          |   |                |        |
|                           |   |            |        | 273       | N | Utah St.     | 99 85 | 273        | A | Utah St.      | 80 85 |                          |   |                |        |
|                           |   |            |        | 232       | A | UNLV         | 99 97 | 212        | H | Wyoming       | 61 71 |                          |   |                |        |
|                           |   |            |        | 126       | A | Boise St.    | 76 91 | 285        | A | Nevada        | 80 77 |                          |   |                |        |
|                           |   |            |        | 285       | H | Nevada       | 81 72 | 50         | H | Fresno St.    | 56 51 |                          |   |                |        |
|                           |   |            |        | 80        | H | Colorado St. | 76 85 | 100        | H | New Mexico    | 62 64 |                          |   |                |        |

Non-Div I Games: Southern Ore. 110 91

San Jose St.

Loss, Non-Conf, S Site, H Home A Away N Neutral

Santa Clara

Through Games Of March 10, 2015

|                   |          |           |                |            |             |               |      |      |       |           |
|-------------------|----------|-----------|----------------|------------|-------------|---------------|------|------|-------|-----------|
| Average RPI Win:  | 236      | WON-LOST  | WINNING        | LAST 10    | STRENGTH OF | OPP. STRENGTH | TEAM | ADJ. | CONF. | ADJ CONF. |
| Average RPI Loss: | 97       | RECORD    | PCT. RANK      | GAMES      | SCHEDULE    | OF SCHEDULE   | RPI  | RPI  | RPI   | RPI       |
| DIV. I ONLY       | 10- 18   | 253       | 4- 6           | 190        | 75          | 224           | 224  | 9    | 9     |           |
| DIV. I NON-CONF.  | 4- 4     | 158       | 0- 0           | 302        | 50          | 181           | 181  | 7    | 7     |           |
| TOTALS            | RPI 1-25 | RPI 26-50 | W-L RECORDS    | RPI 51-100 | RPI 101-150 | RPI 150+      |      |      |       |           |
| 10- 18            | 0- 1     | 0- 2      | OVERALL        | 1- 9       | 1- 3        | 8- 3          |      |      |       |           |
| 3- 7              | 0- 0     | 0- 1      | HOME           | 0- 4       | 1- 1        | 2- 1          |      |      |       |           |
| 4- 10             | 0- 1     | 0- 1      | AWAY           | 0- 4       | 0- 2        | 4- 2          |      |      |       |           |
| 3- 1              | 0- 0     | 0- 0      | NEUTRAL        | 1- 1       | 0- 0        | 2- 0          |      |      |       |           |
| 4- 4              | 0- 1     | 0- 0      | NON-CONFERENCE | 1- 0       | 0- 2        | 3- 1          |      |      |       |           |
| 0- 1              | 0- 0     | 0- 0      | HOME           | 0- 0       | 0- 1        | 0- 0          |      |      |       |           |
| 2- 3              | 0- 1     | 0- 0      | AWAY           | 0- 0       | 0- 1        | 2- 1          |      |      |       |           |
| 2- 0              | 0- 0     | 0- 0      | NEUTRAL        | 1- 0       | 0- 0        | 1- 0          |      |      |       |           |
| 6- 14             | 0- 0     | 0- 2      | CONFERENCE     | 0- 9       | 1- 1        | 5- 2          |      |      |       |           |
| 3- 6              | 0- 0     | 0- 1      | HOME           | 0- 4       | 1- 0        | 2- 1          |      |      |       |           |
| 2- 7              | 0- 0     | 0- 1      | AWAY           | 0- 4       | 0- 1        | 2- 1          |      |      |       |           |
| 1- 1              | 0- 0     | 0- 0      | NEUTRAL        | 0- 1       | 0- 0        | 1- 0          |      |      |       |           |

| RPI 1-25                  |   |                  |       | RPI 26-50 |   |               |       | RPI 51-100 |   |                 |       | RPI 101+ Team's RPI: 224 |   |                  |       |
|---------------------------|---|------------------|-------|-----------|---|---------------|-------|------------|---|-----------------|-------|--------------------------|---|------------------|-------|
| RPI                       | S | Opponent         | Score | RPI       | S | Opponent      | Score | RPI        | S | Opponent        | Score | RPI                      | S | Opponent         | Score |
| 19                        | A | Stanford         | 43 82 | 39        | A | Gonzaga       | 49 76 | 51         | A | BYU             | 55 84 | 132                      | A | San Francisco    | 45 62 |
|                           |   |                  |       | 39        | H | Gonzaga       | 70 78 | 51         | H | BYU             | 56 58 | 132                      | H | San Francisco    | 80 79 |
|                           |   |                  |       |           |   |               |       | 55         | A | San Diego       | 59 72 | 139                      | A | UC Riverside     | 69 80 |
|                           |   |                  |       |           |   |               |       | 55         | H | San Diego       | 61 64 | 147                      | H | Cal Poly         | 73 79 |
|                           |   |                  |       |           |   |               |       | 55         | N | San Diego       | 42 51 | 167                      | N | UC Davis         | 79 76 |
|                           |   |                  |       |           |   |               |       | 58         | N | LSU             | 69 67 | 180                      | A | Oregon           | 88 92 |
|                           |   |                  |       |           |   |               |       | 60         | A | St. Mary's (CA) | 71 74 | 229                      | A | Pepperdine       | 65 54 |
|                           |   |                  |       |           |   |               |       | 60         | H | St. Mary's (CA) | 61 62 | 229                      | H | Pepperdine       | 84 66 |
|                           |   |                  |       |           |   |               |       | 61         | A | Pacific         | 75 87 | 270                      | A | Loyola Marymount | 57 82 |
|                           |   |                  |       |           |   |               |       | 61         | H | Pacific         | 59 61 | 270                      | H | Loyola Marymount | 63 75 |
|                           |   |                  |       |           |   |               |       |            |   |                 |       | 292                      | A | Portland         | 64 55 |
|                           |   |                  |       |           |   |               |       |            |   |                 |       | 292                      | H | Portland         | 83 68 |
|                           |   |                  |       |           |   |               |       |            |   |                 |       | 292                      | N | Portland         | 66 58 |
|                           |   |                  |       |           |   |               |       |            |   |                 |       | 329                      | A | UC Santa Barbara | 47 33 |
|                           |   |                  |       |           |   |               |       |            |   |                 |       | 344                      | A | Air Force        | 85 64 |
| LAST 12 Division I GAMES: |   |                  |       |           |   |               |       |            |   |                 |       |                          |   |                  |       |
| 55                        | N | San Diego        | 42 51 | 132       | H | San Francisco | 80 79 |            |   |                 |       |                          |   |                  |       |
| 292                       | N | Portland         | 66 58 | 292       | A | Portland      | 64 55 |            |   |                 |       |                          |   |                  |       |
| 60                        | A | St. Mary's (CA)  | 71 74 | 39        | A | Gonzaga       | 49 76 |            |   |                 |       |                          |   |                  |       |
| 61                        | A | Pacific          | 75 87 | 51        | H | BYU           | 56 58 |            |   |                 |       |                          |   |                  |       |
| 270                       | H | Loyola Marymount | 63 75 | 55        | H | San Diego     | 61 64 |            |   |                 |       |                          |   |                  |       |
| 229                       | H | Pepperdine       | 84 66 | 229       | A | Pepperdine    | 65 54 |            |   |                 |       |                          |   |                  |       |

Non-Div I Games: San Fran. St. 87 41

Santa Clara

Loss, Non-Conf, S Site, H Home A Away N Neutral

|                   |          |           |                |            |             |               |      |      |       |           |
|-------------------|----------|-----------|----------------|------------|-------------|---------------|------|------|-------|-----------|
| Average RPI Win:  | 271      | WON-LOST  | WINNING        | LAST 10    | STRENGTH OF | OPP. STRENGTH | TEAM | ADJ. | CONF. | ADJ CONF. |
| Average RPI Loss: | 139      | RECORD    | PCT. RANK      | GAMES      | SCHEDULE    | OF SCHEDULE   | RPI  | RPI  | RPI   | RPI       |
| DIV. I ONLY       | 16- 10   | 98        | 9- 1           | 249        | 304         | 153           | 153  | 31   | 31    |           |
| DIV. I NON-CONF.  | 3- 7     | 250       | 0- 0           | 42         | 32          | 155           | 155  | 29   | 29    |           |
| TOTALS            | RPI 1-25 | RPI 26-50 | W-L RECORDS    | RPI 51-100 | RPI 101-150 | RPI 150+      |      |      |       |           |
| 16- 10            | 0- 2     | 0- 1      | OVERALL        | 0- 1       | 2- 2        | 14- 4         |      |      |       |           |
| 8- 3              | 0- 0     | 0- 0      | HOME           | 0- 0       | 1- 0        | 7- 3          |      |      |       |           |
| 8- 6              | 0- 2     | 0- 1      | AWAY           | 0- 1       | 1- 1        | 7- 1          |      |      |       |           |
| 0- 1              | 0- 0     | 0- 0      | NEUTRAL        | 0- 0       | 0- 1        | 0- 0          |      |      |       |           |
| 3- 7              | 0- 2     | 0- 1      | NON-CONFERENCE | 0- 1       | 1- 2        | 2- 1          |      |      |       |           |
| 2- 1              | 0- 0     | 0- 0      | HOME           | 0- 0       | 0- 0        | 2- 1          |      |      |       |           |
| 1- 5              | 0- 2     | 0- 1      | AWAY           | 0- 1       | 1- 1        | 0- 0          |      |      |       |           |
| 0- 1              | 0- 0     | 0- 0      | NEUTRAL        | 0- 0       | 0- 1        | 0- 0          |      |      |       |           |
| 13- 3             | 0- 0     | 0- 0      | CONFERENCE     | 0- 0       | 1- 0        | 12- 3         |      |      |       |           |
| 6- 2              | 0- 0     | 0- 0      | HOME           | 0- 0       | 1- 0        | 5- 2          |      |      |       |           |
| 7- 1              | 0- 0     | 0- 0      | AWAY           | 0- 0       | 0- 0        | 7- 1          |      |      |       |           |
| 0- 0              | 0- 0     | 0- 0      | NEUTRAL        | 0- 0       | 0- 0        | 0- 0          |      |      |       |           |

| RPI 1-25                  |   |                    |        | RPI 26-50 |   |              |       | RPI 51-100 |   |          |       | RPI 101+ Team's RPI: 153 |   |                    |       |
|---------------------------|---|--------------------|--------|-----------|---|--------------|-------|------------|---|----------|-------|--------------------------|---|--------------------|-------|
| RPI                       | S | Opponent           | Score  | RPI       | S | Opponent     | Score | RPI        | S | Opponent | Score | RPI                      | S | Opponent           | Score |
| 3                         | A | South Carolina     | 49 111 | 44        | A | Arkansas     | 46 75 | 73         | A | Fordham  | 53 63 | 105                      | H | Hampton            | 61 55 |
| 10                        | A | Florida St.        | 51 97  |           |   |              |       |            |   |          |       | 112                      | A | Troy               | 83 80 |
|                           |   |                    |        |           |   |              |       |            |   |          |       | 142                      | N | Hartford           | 55 59 |
|                           |   |                    |        |           |   |              |       |            |   |          |       | 150                      | A | Auburn             | 56 62 |
|                           |   |                    |        |           |   |              |       |            |   |          |       | 161                      | H | Florida            | 68 58 |
|                           |   |                    |        |           |   |              |       |            |   |          |       | 181                      | A | N.C. A&T           | 59 56 |
|                           |   |                    |        |           |   |              |       |            |   |          |       | 181                      | H | N.C. A&T           | 48 53 |
|                           |   |                    |        |           |   |              |       |            |   |          |       | 209                      | H | Jacksonville       | 41 45 |
|                           |   |                    |        |           |   |              |       |            |   |          |       | 253                      | H | Bethune-Cookman    | 52 59 |
|                           |   |                    |        |           |   |              |       |            |   |          |       | 265                      | H | Norfolk St.        | 56 54 |
|                           |   |                    |        |           |   |              |       |            |   |          |       | 277                      | H | Alabama St.        | 71 62 |
|                           |   |                    |        |           |   |              |       |            |   |          |       | 284                      | A | South Carolina St. | 55 52 |
|                           |   |                    |        |           |   |              |       |            |   |          |       | 284                      | H | South Carolina St. | 61 53 |
|                           |   |                    |        |           |   |              |       |            |   |          |       | 293                      | A | Morgan St.         | 72 58 |
|                           |   |                    |        |           |   |              |       |            |   |          |       | 328                      | A | UMES               | 50 61 |
|                           |   |                    |        |           |   |              |       |            |   |          |       | 336                      | A | Florida A&M        | 72 51 |
|                           |   |                    |        |           |   |              |       |            |   |          |       | 336                      | H | Florida A&M        | 77 55 |
|                           |   |                    |        |           |   |              |       |            |   |          |       | 338                      | A | Coppin St.         | 63 56 |
|                           |   |                    |        |           |   |              |       |            |   |          |       | 339                      | A | N.C. Central       | 82 61 |
|                           |   |                    |        |           |   |              |       |            |   |          |       | 339                      | H | N.C. Central       | 65 54 |
|                           |   |                    |        |           |   |              |       |            |   |          |       | 340                      | H | Howard             | 70 59 |
|                           |   |                    |        |           |   |              |       |            |   |          |       | 347                      | A | Delaware St.       | 76 45 |
| LAST 12 Division I GAMES: |   |                    |        |           |   |              |       |            |   |          |       |                          |   |                    |       |
| 336                       | A | Florida A&M        | 72 51  | 338       | A | Coppin St.   | 63 56 |            |   |          |       |                          |   |                    |       |
| 339                       | H | N.C. Central       | 65 54  | 293       | A | Morgan St.   | 72 58 |            |   |          |       |                          |   |                    |       |
| 284                       | A | South Carolina St. | 55 52  | 181       | H | N.C. A&T     | 48 53 |            |   |          |       |                          |   |                    |       |
| 336                       | H | Florida A&M        | 77 55  | 265       | H | Norfolk St.  | 56 54 |            |   |          |       |                          |   |                    |       |
| 340                       | H | Howard             | 70 59  | 105       | H | Hampton      | 61 55 |            |   |          |       |                          |   |                    |       |
| 284                       | H | South Carolina St. | 61 53  | 347       | A | Delaware St. | 76 45 |            |   |          |       |                          |   |                    |       |

Non-Div I Games: Allen 95 47 Columbia (SC) 106 60

Savannah St.

Loss, Non-Conf, S Site, H Home A Away N Neutral



|                   |          |           |                |            |             |               |      |      |       |           |
|-------------------|----------|-----------|----------------|------------|-------------|---------------|------|------|-------|-----------|
| Average RPI Win:  | 313      | WON-LOST  | WINNING        | LAST 10    | STRENGTH OF | OPP. STRENGTH | TEAM | ADJ. | CONF. | ADJ CONF. |
| Average RPI Loss: | 157      | RECORD    | PCT. RANK      | GAMES      | SCHEDULE    | OF SCHEDULE   | RPI  | RPI  | RPI   | RPI       |
| DIV. I ONLY       | 9- 20    | 272       | 4- 6           | 279        | 281         | 306           | 306  | 30   | 30    |           |
| DIV. I NON-CONF.  | 3- 12    | 294       | 0- 0           | 211        | 144         | 317           | 317  | 30   | 30    |           |
| TOTALS            | RPI 1-25 | RPI 26-50 | W-L RECORDS    | RPI 51-100 | RPI 101-150 | RPI 150+      |      |      |       |           |
| 9- 20             | 0- 0     | 0- 1      | OVERALL        | 0- 5       | 0- 5        | 9- 9          |      |      |       |           |
| 7- 11             | 0- 0     | 0- 1      | HOME           | 0- 3       | 0- 3        | 7- 4          |      |      |       |           |
| 2- 9              | 0- 0     | 0- 0      | AWAY           | 0- 2       | 0- 2        | 2- 5          |      |      |       |           |
| 0- 0              | 0- 0     | 0- 0      | NEUTRAL        | 0- 0       | 0- 0        | 0- 0          |      |      |       |           |
| 3- 12             | 0- 0     | 0- 1      | NON-CONFERENCE | 0- 5       | 0- 1        | 3- 5          |      |      |       |           |
| 3- 8              | 0- 0     | 0- 1      | HOME           | 0- 3       | 0- 1        | 3- 3          |      |      |       |           |
| 0- 4              | 0- 0     | 0- 0      | AWAY           | 0- 2       | 0- 0        | 0- 2          |      |      |       |           |
| 0- 0              | 0- 0     | 0- 0      | NEUTRAL        | 0- 0       | 0- 0        | 0- 0          |      |      |       |           |
| 6- 8              | 0- 0     | 0- 0      | CONFERENCE     | 0- 0       | 0- 4        | 6- 4          |      |      |       |           |
| 4- 3              | 0- 0     | 0- 0      | HOME           | 0- 0       | 0- 2        | 4- 1          |      |      |       |           |
| 2- 5              | 0- 0     | 0- 0      | AWAY           | 0- 0       | 0- 2        | 2- 3          |      |      |       |           |
| 0- 0              | 0- 0     | 0- 0      | NEUTRAL        | 0- 0       | 0- 0        | 0- 0          |      |      |       |           |

| RPI                       | S | Opponent          | Score | RPI | S   | Opponent | Score          | RPI | S  | Opponent | Score | RPI               | S  | Opponent | Score | Team's RPI: 306 |
|---------------------------|---|-------------------|-------|-----|-----|----------|----------------|-----|----|----------|-------|-------------------|----|----------|-------|-----------------|
| 32                        | H | Washington        | 69    | 102 | 55  | H        | San Diego      | 54  | 59 | 117      | A     | Bakersfield       | 61 | 73       |       |                 |
|                           |   |                   |       |     | 70  | A        | Washington St. | 62  | 82 | 117      | H     | Bakersfield       | 62 | 69       |       |                 |
|                           |   |                   |       |     | 84  | H        | CSUN           | 63  | 86 | 132      | H     | San Francisco     | 56 | 67       |       |                 |
|                           |   |                   |       |     | 97  | A        | Long Beach St. | 73  | 85 | 135      | A     | New Mexico St.    | 66 | 76       |       |                 |
|                           |   |                   |       |     | 98  | H        | Montana        | 64  | 70 | 135      | H     | New Mexico St.    | 69 | 76       |       |                 |
|                           |   |                   |       |     |     |          |                |     |    | 162      | A     | Montana St.       | 61 | 74       |       |                 |
|                           |   |                   |       |     |     |          |                |     |    | 180      | A     | Oregon            | 44 | 70       |       |                 |
|                           |   |                   |       |     |     |          |                |     |    | 193      | H     | Idaho             | 50 | 65       |       |                 |
|                           |   |                   |       |     |     |          |                |     |    | 205      | A     | Tex.-Pan American | 58 | 80       |       |                 |
|                           |   |                   |       |     |     |          |                |     |    | 205      | H     | Tex.-Pan American | 60 | 70       |       |                 |
|                           |   |                   |       |     |     |          |                |     |    | 215      | H     | Cal St. Fullerton | 59 | 66       |       |                 |
|                           |   |                   |       |     |     |          |                |     |    | 240      | H     | Idaho St.         | 55 | 63       |       |                 |
|                           |   |                   |       |     |     |          |                |     |    | 270      | H     | Loyola Marymount  | 62 | 57       |       |                 |
|                           |   |                   |       |     |     |          |                |     |    | 275      | A     | Grand Canyon      | 59 | 56       |       |                 |
|                           |   |                   |       |     |     |          |                |     |    | 275      | H     | Grand Canyon      | 46 | 43       |       |                 |
|                           |   |                   |       |     |     |          |                |     |    | 311      | H     | Portland St.      | 54 | 47       |       |                 |
|                           |   |                   |       |     |     |          |                |     |    | 326      | A     | Utah Valley       | 42 | 73       |       |                 |
|                           |   |                   |       |     |     |          |                |     |    | 326      | H     | Utah Valley       | 73 | 58       |       |                 |
|                           |   |                   |       |     |     |          |                |     |    | 329      | H     | UC Santa Barbara  | 66 | 46       |       |                 |
|                           |   |                   |       |     |     |          |                |     |    | 342      | A     | UMKC              | 61 | 62       |       |                 |
|                           |   |                   |       |     |     |          |                |     |    | 342      | H     | UMKC              | 60 | 46       |       |                 |
|                           |   |                   |       |     |     |          |                |     |    | 345      | A     | Chicago St.       | 56 | 49       |       |                 |
|                           |   |                   |       |     |     |          |                |     |    | 345      | H     | Chicago St.       | 75 | 51       |       |                 |
| LAST 12 Division I GAMES: |   |                   |       |     |     |          |                |     |    |          |       |                   |    |          |       |                 |
| 275                       | H | Grand Canyon      | 46    | 43  | 326 | A        | Utah Valley    | 42  | 73 |          |       |                   |    |          |       |                 |
| 117                       | A | Bakersfield       | 61    | 73  | 275 | A        | Grand Canyon   | 59  | 56 |          |       |                   |    |          |       |                 |
| 345                       | A | Chicago St.       | 56    | 49  | 117 | H        | Bakersfield    | 62  | 69 |          |       |                   |    |          |       |                 |
| 342                       | A | UMKC              | 61    | 62  | 342 | H        | UMKC           | 60  | 46 |          |       |                   |    |          |       |                 |
| 205                       | H | Tex.-Pan American | 60    | 70  | 345 | H        | Chicago St.    | 75  | 51 |          |       |                   |    |          |       |                 |
| 135                       | H | New Mexico St.    | 69    | 76  | 135 | A        | New Mexico St. | 66  | 76 |          |       |                   |    |          |       |                 |

Non-Div I Games:

Seattle

■ Loss, 
 ■ Non-Conf, 
 ■ S Site, 
 ■ H Home 
 ■ A Away 
 N Neutral

## Seton Hall

Through Games Of March 10, 2015

|                              |              |           |                |             |               |           |           |           |           |
|------------------------------|--------------|-----------|----------------|-------------|---------------|-----------|-----------|-----------|-----------|
| Average RPI Win: <b>171</b>  | WON-LOST     | WINNING   | LAST 10        | STRENGTH OF | OPP. STRENGTH | TEAM      | ADJ.      | CONF.     | ADJ CONF. |
| Average RPI Loss: <b>106</b> | RECORD       | PCT. RANK | GAMES          | SCHEDULE    | OF SCHEDULE   | RPI       | RPI       | RPI       | RPI       |
| DIV. I ONLY                  | <b>28- 5</b> | <b>19</b> | <b>7- 3</b>    | <b>185</b>  | <b>78</b>     | <b>40</b> | <b>40</b> | <b>10</b> | <b>10</b> |
| DIV. I NON-CONF.             | <b>11- 1</b> | <b>11</b> | <b>0- 0</b>    | <b>258</b>  | <b>86</b>     | <b>48</b> | <b>48</b> | <b>9</b>  | <b>9</b>  |
| TOTALS                       | RPI 1-25     | RPI 26-50 | W-L RECORDS    | RPI 51-100  | RPI 101-150   | RPI 150+  |           |           |           |
| 28- 5                        | 0- 0         | 2- 1      | OVERALL        | 8- 3        | 3- 0          | 15- 1     |           |           |           |
| 17- 1                        | 0- 0         | 1- 0      | HOME           | 4- 1        | 2- 0          | 10- 0     |           |           |           |
| 9- 3                         | 0- 0         | 1- 0      | AWAY           | 3- 2        | 1- 0          | 4- 1      |           |           |           |
| 2- 1                         | 0- 0         | 0- 1      | NEUTRAL        | 1- 0        | 0- 0          | 1- 0      |           |           |           |
| 11- 1                        | 0- 0         | 0- 0      | NON-CONFERENCE | 3- 1        | 1- 0          | 7- 0      |           |           |           |
| 9- 0                         | 0- 0         | 0- 0      | HOME           | 2- 0        | 1- 0          | 6- 0      |           |           |           |
| 2- 1                         | 0- 0         | 0- 0      | AWAY           | 1- 1        | 0- 0          | 1- 0      |           |           |           |
| 0- 0                         | 0- 0         | 0- 0      | NEUTRAL        | 0- 0        | 0- 0          | 0- 0      |           |           |           |
| 17- 4                        | 0- 0         | 2- 1      | CONFERENCE     | 5- 2        | 2- 0          | 8- 1      |           |           |           |
| 8- 1                         | 0- 0         | 1- 0      | HOME           | 2- 1        | 1- 0          | 4- 0      |           |           |           |
| 7- 2                         | 0- 0         | 1- 0      | AWAY           | 2- 1        | 1- 0          | 3- 1      |           |           |           |
| 2- 1                         | 0- 0         | 0- 1      | NEUTRAL        | 1- 0        | 0- 0          | 1- 0      |           |           |           |

| RPI 1-25                  |   |          |       | RPI 26-50 |   |                 |        | Team's RPI: 40 |     | RPI 51-100 |                 |       |     | RPI 101+ |               |       |  |
|---------------------------|---|----------|-------|-----------|---|-----------------|--------|----------------|-----|------------|-----------------|-------|-----|----------|---------------|-------|--|
| RPI                       | S | Opponent | Score | RPI       | S | Opponent        | Score  |                | RPI | S          | Opponent        | Score | RPI | S        | Opponent      | Score |  |
|                           |   |          |       | 37        | A | DePaul          | 81 80  |                | 59  | H          | Georgia         | 70 51 | 109 | H        | Illinois      | 82 72 |  |
|                           |   |          |       | 37        | H | DePaul          | 107 87 |                | 73  | A          | Fordham         | 56 43 | 144 | A        | Butler        | 85 76 |  |
|                           |   |          |       | 37        | N | DePaul          | 68 78  |                | 75  | A          | West Virginia   | 87 89 | 144 | H        | Butler        | 70 65 |  |
|                           |   |          |       |           |   |                 |        |                | 76  | A          | Villanova       | 59 56 | 159 | H        | Kennesaw St.  | 77 74 |  |
|                           |   |          |       |           |   |                 |        |                | 76  | H          | Villanova       | 64 62 | 179 | H        | Fairfield     | 79 47 |  |
|                           |   |          |       |           |   |                 |        |                | 85  | A          | St. John's (NY) | 50 59 | 189 | A        | Xavier        | 77 60 |  |
|                           |   |          |       |           |   |                 |        |                | 85  | H          | St. John's (NY) | 78 73 | 189 | H        | Xavier        | 78 54 |  |
|                           |   |          |       |           |   |                 |        |                | 85  | N          | St. John's (NY) | 72 60 | 213 | H        | Lafayette     | 80 63 |  |
|                           |   |          |       |           |   |                 |        |                | 86  | H          | Saint Joseph's  | 77 60 | 227 | A        | Penn St.      | 75 70 |  |
|                           |   |          |       |           |   |                 |        |                | 88  | A          | Creighton       | 79 74 | 247 | A        | Marquette     | 70 73 |  |
|                           |   |          |       |           |   |                 |        |                | 88  | H          | Creighton       | 73 81 | 247 | H        | Marquette     | 88 58 |  |
|                           |   |          |       |           |   |                 |        |                |     |            |                 |       | 247 | N        | Marquette     | 77 51 |  |
|                           |   |          |       |           |   |                 |        |                |     |            |                 |       | 269 | A        | Providence    | 68 67 |  |
|                           |   |          |       |           |   |                 |        |                |     |            |                 |       | 269 | H        | Providence    | 67 40 |  |
|                           |   |          |       |           |   |                 |        |                |     |            |                 |       | 278 | H        | Rider         | 66 47 |  |
|                           |   |          |       |           |   |                 |        |                |     |            |                 |       | 298 | H        | NJIT          | 74 62 |  |
|                           |   |          |       |           |   |                 |        |                |     |            |                 |       | 300 | A        | Georgetown    | 99 85 |  |
|                           |   |          |       |           |   |                 |        |                |     |            |                 |       | 300 | H        | Georgetown    | 95 68 |  |
|                           |   |          |       |           |   |                 |        |                |     |            |                 |       | 327 | H        | Saint Peter's | 75 45 |  |
| LAST 12 Division I GAMES: |   |          |       |           |   |                 |        |                |     |            |                 |       |     |          |               |       |  |
|                           |   |          |       | 37        | N | DePaul          | 68 78  |                | 300 | H          | Georgetown      | 95 68 |     |          |               |       |  |
|                           |   |          |       | 85        | N | St. John's (NY) | 72 60  |                | 247 | A          | Marquette       | 70 73 |     |          |               |       |  |
|                           |   |          |       | 247       | N | Marquette       | 77 51  |                | 37  | A          | DePaul          | 81 80 |     |          |               |       |  |
|                           |   |          |       | 144       | A | Butler          | 85 76  |                | 88  | H          | Creighton       | 73 81 |     |          |               |       |  |
|                           |   |          |       | 189       | A | Xavier          | 77 60  |                | 269 | H          | Providence      | 67 40 |     |          |               |       |  |
|                           |   |          |       | 76        | H | Villanova       | 64 62  |                | 85  | H          | St. John's (NY) | 78 73 |     |          |               |       |  |

Non-Div I Games:

Seton Hall

■ Loss, 
 ■ Non-Conf, 
 ■ S Site, 
 ■ Home 
 ■ A Away 
 N Neutral

S  
i  
e  
n  
a

S  
i  
e  
n  
a

## Siena

Page 283

| Average RPI Win:  | 242      | WON-LOST  | WINNING        | LAST 10    | STRENGTH OF | OPP. STRENGTH | TEAM | ADJ. | CONF. | ADJ CONF. |
|-------------------|----------|-----------|----------------|------------|-------------|---------------|------|------|-------|-----------|
| Average RPI Loss: | 157      | RECORD    | PCT. RANK      | GAMES      | SCHEDULE    | OF SCHEDULE   | RPI  | RPI  | RPI   | RPI       |
| DIV. I ONLY       | 3- 24    | 340       | 1- 9           | 165        | 214         | 317           | 317  | 14   | 14    |           |
| DIV. I NON-CONF.  | 1- 6     | 316       | 0- 0           | 158        | 344         | 321           | 321  | 13   | 13    |           |
| TOTALS            | RPI 1-25 | RPI 26-50 | W-L RECORDS    | RPI 51-100 | RPI 101-150 | RPI 150+      |      |      |       |           |
| 3- 24             | 0- 0     | 0- 4      | OVERALL        | 0- 1       | 0- 7        | 3- 12         |      |      |       |           |
| 2- 11             | 0- 0     | 0- 2      | HOME           | 0- 1       | 0- 3        | 2- 5          |      |      |       |           |
| 1- 13             | 0- 0     | 0- 2      | AWAY           | 0- 0       | 0- 4        | 1- 7          |      |      |       |           |
| 0- 0              | 0- 0     | 0- 0      | NEUTRAL        | 0- 0       | 0- 0        | 0- 0          |      |      |       |           |
| 1- 6              | 0- 0     | 0- 0      | NON-CONFERENCE | 0- 1       | 0- 1        | 1- 4          |      |      |       |           |
| 1- 2              | 0- 0     | 0- 0      | HOME           | 0- 1       | 0- 0        | 1- 1          |      |      |       |           |
| 0- 4              | 0- 0     | 0- 0      | AWAY           | 0- 0       | 0- 1        | 0- 3          |      |      |       |           |
| 0- 0              | 0- 0     | 0- 0      | NEUTRAL        | 0- 0       | 0- 0        | 0- 0          |      |      |       |           |
| 2- 18             | 0- 0     | 0- 4      | CONFERENCE     | 0- 0       | 0- 6        | 2- 8          |      |      |       |           |
| 1- 9              | 0- 0     | 0- 2      | HOME           | 0- 0       | 0- 3        | 1- 4          |      |      |       |           |
| 1- 9              | 0- 0     | 0- 2      | AWAY           | 0- 0       | 0- 3        | 1- 4          |      |      |       |           |
| 0- 0              | 0- 0     | 0- 0      | NEUTRAL        | 0- 0       | 0- 0        | 0- 0          |      |      |       |           |

| RPI 1-25                  |   |          |       | RPI 26-50 |   |                 |       | RPI 51-100 |   |                |       | RPI 101+ |   |                 |       | Team's RPI: 317 |  |
|---------------------------|---|----------|-------|-----------|---|-----------------|-------|------------|---|----------------|-------|----------|---|-----------------|-------|-----------------|--|
| RPI                       | S | Opponent | Score | RPI       | S | Opponent        | Score | RPI        | S | Opponent       | Score | RPI      | S | Opponent        | Score |                 |  |
|                           |   |          |       | 31        | A | UALR            | 37 71 | 93         | H | Southern Miss. | 53 64 | 101      | A | Ole Miss        | 48 88 |                 |  |
|                           |   |          |       | 31        | H | UALR            | 34 56 |            |   |                |       | 112      | A | Troy            | 67 78 |                 |  |
|                           |   |          |       | 49        | A | Arkansas St.    | 60 70 |            |   |                |       | 112      | H | Troy            | 79 86 |                 |  |
|                           |   |          |       | 49        | H | Arkansas St.    | 50 62 |            |   |                |       | 148      | A | Texas St.       | 42 63 |                 |  |
|                           |   |          |       |           |   |                 |       |            |   |                |       | 148      | H | Texas St.       | 44 46 |                 |  |
|                           |   |          |       |           |   |                 |       |            |   |                |       | 149      | A | Texas-Arlington | 49 59 |                 |  |
|                           |   |          |       |           |   |                 |       |            |   |                |       | 149      | H | Texas-Arlington | 46 63 |                 |  |
|                           |   |          |       |           |   |                 |       |            |   |                |       | 155      | A | La.-Lafayette   | 58 65 |                 |  |
|                           |   |          |       |           |   |                 |       |            |   |                |       | 155      | H | La.-Lafayette   | 57 47 |                 |  |
|                           |   |          |       |           |   |                 |       |            |   |                |       | 170      | H | Indiana St.     | 53 74 |                 |  |
|                           |   |          |       |           |   |                 |       |            |   |                |       | 171      | A | Appalachian St. | 59 70 |                 |  |
|                           |   |          |       |           |   |                 |       |            |   |                |       | 171      | H | Appalachian St. | 63 67 |                 |  |
|                           |   |          |       |           |   |                 |       |            |   |                |       | 182      | A | UAB             | 43 73 |                 |  |
|                           |   |          |       |           |   |                 |       |            |   |                |       | 210      | A | Nicholls St.    | 62 66 |                 |  |
|                           |   |          |       |           |   |                 |       |            |   |                |       | 220      | A | La.-Monroe      | 53 55 |                 |  |
|                           |   |          |       |           |   |                 |       |            |   |                |       | 220      | H | La.-Monroe      | 38 45 |                 |  |
|                           |   |          |       |           |   |                 |       |            |   |                |       | 234      | A | Georgia St.     | 54 69 |                 |  |
|                           |   |          |       |           |   |                 |       |            |   |                |       | 234      | H | Georgia St.     | 78 84 |                 |  |
|                           |   |          |       |           |   |                 |       |            |   |                |       | 277      | H | Alabama St.     | 64 61 |                 |  |
|                           |   |          |       |           |   |                 |       |            |   |                |       | 295      | A | Ga. Southern    | 80 63 |                 |  |
|                           |   |          |       |           |   |                 |       |            |   |                |       | 295      | H | Ga. Southern    | 53 67 |                 |  |
|                           |   |          |       |           |   |                 |       |            |   |                |       | 335      | A | Tennessee Tech  | 66 70 |                 |  |
| LAST 12 Division I GAMES: |   |          |       |           |   |                 |       |            |   |                |       |          |   |                 |       |                 |  |
|                           |   |          |       | 112       | H | Troy            | 79 86 |            |   |                |       | 112      | A | Troy            | 67 78 |                 |  |
|                           |   |          |       | 49        | A | Arkansas St.    | 60 70 |            |   |                |       | 234      | H | Georgia St.     | 78 84 |                 |  |
|                           |   |          |       | 220       | H | La.-Monroe      | 38 45 |            |   |                |       | 148      | H | Texas St.       | 44 46 |                 |  |
|                           |   |          |       | 295       | A | Ga. Southern    | 80 63 |            |   |                |       | 220      | A | La.-Monroe      | 53 55 |                 |  |
|                           |   |          |       | 234       | A | Georgia St.     | 54 69 |            |   |                |       | 155      | H | La.-Lafayette   | 57 47 |                 |  |
|                           |   |          |       | 149       | H | Texas-Arlington | 46 63 |            |   |                |       | 171      | A | Appalachian St. | 59 70 |                 |  |

Non-Div I Games: Mobile 71 67 Spring Hill 69 42

South Ala.

■ Loss, 
 ■ Non-Conf, S Site, 
 ■ Home 
 ■ Away 
 N Neutral

|                   |          |           |                |            |             |               |      |      |       |           |
|-------------------|----------|-----------|----------------|------------|-------------|---------------|------|------|-------|-----------|
| Average RPI Win:  | 103      | WON-LOST  | WINNING        | LAST 10    | STRENGTH OF | OPP. STRENGTH | TEAM | ADJ. | CONF. | ADJ CONF. |
| Average RPI Loss: | 7        | RECORD    | PCT. RANK      | GAMES      | SCHEDULE    | OF SCHEDULE   | RPI  | RPI  | RPI   | RPI       |
| DIV. I ONLY       | 30- 2    | 4         | 8- 2           | 17         | 4           | 3             | 3    | 2    | 2     |           |
| DIV. I NON-CONF.  | 12- 1    | 7         | 0- 1           | 82         | 28          | 9             | 9    | 4    | 4     |           |
| TOTALS            | RPI 1-25 | RPI 26-50 | W-L RECORDS    | RPI 51-100 | RPI 101-150 | RPI 150+      |      |      |       |           |
| 30- 2             | 4- 2     | 5- 0      | OVERALL        | 7- 0       | 4- 0        | 10- 0         |      |      |       |           |
| 14- 0             | 2- 0     | 2- 0      | HOME           | 3- 0       | 1- 0        | 6- 0          |      |      |       |           |
| 9- 2              | 1- 2     | 1- 0      | AWAY           | 2- 0       | 3- 0        | 2- 0          |      |      |       |           |
| 7- 0              | 1- 0     | 2- 0      | NEUTRAL        | 2- 0       | 0- 0        | 2- 0          |      |      |       |           |
| 12- 1             | 1- 1     | 1- 0      | NON-CONFERENCE | 2- 0       | 1- 0        | 7- 0          |      |      |       |           |
| 6- 0              | 0- 0     | 0- 0      | HOME           | 1- 0       | 0- 0        | 5- 0          |      |      |       |           |
| 2- 1              | 1- 1     | 0- 0      | AWAY           | 0- 0       | 1- 0        | 0- 0          |      |      |       |           |
| 4- 0              | 0- 0     | 1- 0      | NEUTRAL        | 1- 0       | 0- 0        | 2- 0          |      |      |       |           |
| 18- 1             | 3- 1     | 4- 0      | CONFERENCE     | 5- 0       | 3- 0        | 3- 0          |      |      |       |           |
| 8- 0              | 2- 0     | 2- 0      | HOME           | 2- 0       | 1- 0        | 1- 0          |      |      |       |           |
| 7- 1              | 0- 1     | 1- 0      | AWAY           | 2- 0       | 2- 0        | 2- 0          |      |      |       |           |
| 3- 0              | 1- 0     | 1- 0      | NEUTRAL        | 1- 0       | 0- 0        | 0- 0          |      |      |       |           |

| RPI                       | S | Opponent             | Score | RPI | S | Opponent        | Score | RPI | S | Opponent            | Score | RPI | S | Opponent      | Score  |
|---------------------------|---|----------------------|-------|-----|---|-----------------|-------|-----|---|---------------------|-------|-----|---|---------------|--------|
| 2                         | H | Tennessee            | 71 66 | 29  | H | Mississippi St. | 69 50 | 58  | A | LSU                 | 75 51 | 101 | A | Ole Miss      | 77 59  |
| 2                         | N | Tennessee            | 62 46 | 34  | H | Texas A&M       | 79 61 | 58  | H | LSU                 | 86 62 | 102 | A | Missouri      | 60 49  |
| 5                         | A | UConn                | 62 87 | 35  | N | Syracuse        | 67 63 | 58  | N | LSU                 | 74 54 | 105 | A | Hampton       | 69 49  |
| 8                         | A | Kentucky             | 56 67 | 44  | A | Arkansas        | 73 56 | 59  | A | Georgia             | 58 35 | 150 | H | Auburn        | 77 58  |
| 8                         | H | Kentucky             | 68 60 | 44  | N | Arkansas        | 58 36 | 63  | H | Vanderbilt          | 89 59 | 153 | H | Savannah St.  | 111 49 |
| 15                        | A | Duke                 | 51 50 |     |   |                 |       | 64  | N | Liberty             | 84 44 | 160 | N | Wisconsin     | 67 44  |
|                           |   |                      |       |     |   |                 |       | 95  | H | Southern California | 70 61 | 161 | A | Florida       | 77 42  |
|                           |   |                      |       |     |   |                 |       |     |   |                     |       | 168 | N | Central Mich. | 80 45  |
|                           |   |                      |       |     |   |                 |       |     |   |                     |       | 174 | H | Charlotte     | 82 61  |
|                           |   |                      |       |     |   |                 |       |     |   |                     |       | 198 | H | Clemson       | 99 41  |
|                           |   |                      |       |     |   |                 |       |     |   |                     |       | 199 | A | Alabama       | 102 59 |
|                           |   |                      |       |     |   |                 |       |     |   |                     |       | 199 | H | Alabama       | 85 54  |
|                           |   |                      |       |     |   |                 |       |     |   |                     |       | 226 | H | San Diego St. | 89 38  |
|                           |   |                      |       |     |   |                 |       |     |   |                     |       | 339 | H | N.C. Central  | 90 26  |
| LAST 12 Division I GAMES: |   |                      |       |     |   |                 |       |     |   |                     |       |     |   |               |        |
|                           |   | 2 N Tennessee        | 62 46 |     |   | 44 A Arkansas   | 73 56 |     |   |                     |       |     |   |               |        |
|                           |   | 58 N LSU             | 74 54 |     |   | 63 H Vanderbilt | 89 59 |     |   |                     |       |     |   |               |        |
|                           |   | 44 N Arkansas        | 58 36 |     |   | 58 H LSU        | 86 62 |     |   |                     |       |     |   |               |        |
|                           |   | 8 A Kentucky         | 56 67 |     |   | 5 A UConn       | 62 87 |     |   |                     |       |     |   |               |        |
|                           |   | 29 H Mississippi St. | 69 50 |     |   | 59 A Georgia    | 58 35 |     |   |                     |       |     |   |               |        |
|                           |   | 2 H Tennessee        | 71 66 |     |   | 101 A Ole Miss  | 77 59 |     |   |                     |       |     |   |               |        |

Non-Div I Games:

South Carolina

|                   |               |            |                |            |             |               |            |           |           |           |
|-------------------|---------------|------------|----------------|------------|-------------|---------------|------------|-----------|-----------|-----------|
| Average RPI Win:  | <b>298</b>    | WON-LOST   | WINNING        | LAST 10    | STRENGTH OF | OPP. STRENGTH | TEAM       | ADJ.      | CONF.     | ADJ CONF. |
| Average RPI Loss: | <b>233</b>    | RECORD     | PCT. RANK      | GAMES      | SCHEDULE    | OF SCHEDULE   | RPI        | RPI       | RPI       | RPI       |
| DIV. I ONLY       | <b>14- 12</b> | <b>150</b> | <b>5- 5</b>    | <b>349</b> | <b>342</b>  | <b>284</b>    | <b>284</b> | <b>31</b> | <b>31</b> |           |
| DIV. I NON-CONF.  | <b>5- 4</b>   | <b>139</b> | <b>0- 0</b>    | <b>342</b> | <b>298</b>  | <b>276</b>    | <b>276</b> | <b>29</b> | <b>29</b> |           |
| TOTALS            | RPI 1-25      | RPI 26-50  | W-L RECORDS    | RPI 51-100 | RPI 101-150 | RPI 150+      |            |           |           |           |
| 14- 12            | 0- 0          | 0- 0       | OVERALL        | 0- 0       | 0- 2        | 14- 10        |            |           |           |           |
| 9- 4              | 0- 0          | 0- 0       | HOME           | 0- 0       | 0- 2        | 9- 2          |            |           |           |           |
| 5- 7              | 0- 0          | 0- 0       | AWAY           | 0- 0       | 0- 0        | 5- 7          |            |           |           |           |
| 0- 1              | 0- 0          | 0- 0       | NEUTRAL        | 0- 0       | 0- 0        | 0- 1          |            |           |           |           |
| 5- 4              | 0- 0          | 0- 0       | NON-CONFERENCE | 0- 0       | 0- 1        | 5- 3          |            |           |           |           |
| 4- 1              | 0- 0          | 0- 0       | HOME           | 0- 0       | 0- 1        | 4- 0          |            |           |           |           |
| 1- 3              | 0- 0          | 0- 0       | AWAY           | 0- 0       | 0- 0        | 1- 3          |            |           |           |           |
| 0- 0              | 0- 0          | 0- 0       | NEUTRAL        | 0- 0       | 0- 0        | 0- 0          |            |           |           |           |
| 9- 8              | 0- 0          | 0- 0       | CONFERENCE     | 0- 0       | 0- 1        | 9- 7          |            |           |           |           |
| 5- 3              | 0- 0          | 0- 0       | HOME           | 0- 0       | 0- 1        | 5- 2          |            |           |           |           |
| 4- 4              | 0- 0          | 0- 0       | AWAY           | 0- 0       | 0- 0        | 4- 4          |            |           |           |           |
| 0- 1              | 0- 0          | 0- 0       | NEUTRAL        | 0- 0       | 0- 0        | 0- 1          |            |           |           |           |

| RPI 1-25                  |   |          | RPI 26-50 |     |   | RPI 51-100 |       |     | RPI 101+ Team's RPI: 284 |                    |              |
|---------------------------|---|----------|-----------|-----|---|------------|-------|-----|--------------------------|--------------------|--------------|
| RPI                       | S | Opponent | Score     | RPI | S | Opponent   | Score | RPI | S                        | Opponent           | Score        |
|                           |   |          |           |     |   |            |       | 105 | H                        | Hampton            | 53 <b>88</b> |
|                           |   |          |           |     |   |            |       | 145 | H                        | Furman             | 46 <b>65</b> |
|                           |   |          |           |     |   |            |       | 153 | A                        | Savannah St.       | 53 <b>61</b> |
|                           |   |          |           |     |   |            |       | 153 | H                        | Savannah St.       | 52 <b>55</b> |
|                           |   |          |           |     |   |            |       | 181 | A                        | N.C. A&T           | 48 <b>59</b> |
|                           |   |          |           |     |   |            |       | 198 | A                        | Clemson            | 57 <b>66</b> |
|                           |   |          |           |     |   |            |       | 206 | H                        | Jacksonville St.   | 55 52        |
|                           |   |          |           |     |   |            |       | 221 | H                        | USC Upstate        | 60 50        |
|                           |   |          |           |     |   |            |       | 242 | A                        | Presbyterian       | 33 <b>46</b> |
|                           |   |          |           |     |   |            |       | 253 | A                        | Bethune-Cookman    | 57 56        |
|                           |   |          |           |     |   |            |       | 253 | H                        | Bethune-Cookman    | 68 61        |
|                           |   |          |           |     |   |            |       | 265 | H                        | Norfolk St.        | 79 75        |
|                           |   |          |           |     |   |            |       | 281 | H                        | Col. of Charleston | 60 51        |
|                           |   |          |           |     |   |            |       | 293 | A                        | Morgan St.         | 46 <b>54</b> |
|                           |   |          |           |     |   |            |       | 309 | A                        | UNC Greensboro     | 50 <b>70</b> |
|                           |   |          |           |     |   |            |       | 314 | A                        | Wofford            | 59 53        |
|                           |   |          |           |     |   |            |       | 328 | A                        | UMES               | 64 59        |
|                           |   |          |           |     |   |            |       | 328 | H                        | UMES               | 69 58        |
|                           |   |          |           |     |   |            |       | 336 | H                        | Florida A&M        | 50 <b>55</b> |
|                           |   |          |           |     |   |            |       | 338 | A                        | Coppin St.         | 68 58        |
|                           |   |          |           |     |   |            |       | 339 | A                        | N.C. Central       | 54 <b>56</b> |
|                           |   |          |           |     |   |            |       | 340 | H                        | Howard             | 78 64        |
|                           |   |          |           |     |   |            |       | 340 | N                        | Howard             | 57 <b>70</b> |
|                           |   |          |           |     |   |            |       | 346 | H                        | Alabama A&M        | 69 62        |
|                           |   |          |           |     |   |            |       | 347 | A                        | Delaware St.       | 65 60        |
|                           |   |          |           |     |   |            |       | 347 | H                        | Delaware St.       | 64 62        |
| LAST 12 Division I GAMES: |   |          |           |     |   |            |       |     |                          |                    |              |
|                           |   |          |           |     |   |            |       | 340 | N                        | Howard             | 57 <b>70</b> |
|                           |   |          |           |     |   |            |       | 253 | A                        | Bethune-Cookman    | 57 56        |
|                           |   |          |           |     |   |            |       | 338 | A                        | Coppin St.         | 68 58        |
|                           |   |          |           |     |   |            |       | 153 | H                        | Savannah St.       | 52 <b>55</b> |
|                           |   |          |           |     |   |            |       | 347 | H                        | Delaware St.       | 64 62        |
|                           |   |          |           |     |   |            |       | 105 | H                        | Hampton            | 53 <b>88</b> |
|                           |   |          |           |     |   |            |       | 265 | H                        | Norfolk St.        | 79 75        |
|                           |   |          |           |     |   |            |       | 328 | H                        | UMES               | 69 58        |
|                           |   |          |           |     |   |            |       | 328 | A                        | UMES               | 64 59        |
|                           |   |          |           |     |   |            |       | 153 | A                        | Savannah St.       | 53 <b>61</b> |

Non-Div I Games: Columbia (SC) 97 55 Allen 103 55

South Carolina St.

■ Loss, 
 ■ Non-Conf, 
 ■ S Site, 
 ■ Home 
 ■ Away 
 N Neutral

# South Dakota

Through Games Of March 10, 2015

|                   |          |           |                |            |             |               |      |      |       |           |
|-------------------|----------|-----------|----------------|------------|-------------|---------------|------|------|-------|-----------|
| Average RPI Win:  | 236      | WON-LOST  | WINNING        | LAST 10    | STRENGTH OF | OPP. STRENGTH | TEAM | ADJ. | CONF. | ADJ CONF. |
| Average RPI Loss: | 90       | RECORD    | PCT. RANK      | GAMES      | SCHEDULE    | OF SCHEDULE   | RPI  | RPI  | RPI   | RPI       |
| DIV. I ONLY       | 24- 7    | 30        | 8- 2           | 258        | 184         | 72            | 72   | 25   | 25    |           |
| DIV. I NON-CONF.  | 9- 3     | 60        | 0- 0           | 217        | 73          | 71            | 71   | 25   | 25    |           |
| TOTALS            | RPI 1-25 | RPI 26-50 | W-L RECORDS    | RPI 51-100 | RPI 101-150 | RPI 150+      |      |      |       |           |
| 24- 7             | 0- 1     | 1- 3      | OVERALL        | 1- 0       | 1- 1        | 21- 2         |      |      |       |           |
| 13- 0             | 0- 0     | 1- 0      | HOME           | 0- 0       | 1- 0        | 11- 0         |      |      |       |           |
| 9- 5              | 0- 0     | 0- 2      | AWAY           | 1- 0       | 0- 1        | 8- 2          |      |      |       |           |
| 2- 2              | 0- 1     | 0- 1      | NEUTRAL        | 0- 0       | 0- 0        | 2- 0          |      |      |       |           |
| 9- 3              | 0- 1     | 0- 1      | NON-CONFERENCE | 1- 0       | 1- 1        | 7- 0          |      |      |       |           |
| 5- 0              | 0- 0     | 0- 0      | HOME           | 0- 0       | 1- 0        | 4- 0          |      |      |       |           |
| 4- 2              | 0- 0     | 0- 1      | AWAY           | 1- 0       | 0- 1        | 3- 0          |      |      |       |           |
| 0- 1              | 0- 1     | 0- 0      | NEUTRAL        | 0- 0       | 0- 0        | 0- 0          |      |      |       |           |
| 15- 4             | 0- 0     | 1- 2      | CONFERENCE     | 0- 0       | 0- 0        | 14- 2         |      |      |       |           |
| 8- 0              | 0- 0     | 1- 0      | HOME           | 0- 0       | 0- 0        | 7- 0          |      |      |       |           |
| 5- 3              | 0- 0     | 0- 1      | AWAY           | 0- 0       | 0- 0        | 5- 2          |      |      |       |           |
| 2- 1              | 0- 0     | 0- 1      | NEUTRAL        | 0- 0       | 0- 0        | 2- 0          |      |      |       |           |

| RPI 1-25                  |   |             |       | RPI 26-50 |   |                  |       | RPI 51-100 |   |                  |       | Team's RPI: 72 |  | RPI 101+ |   |                   |        |
|---------------------------|---|-------------|-------|-----------|---|------------------|-------|------------|---|------------------|-------|----------------|--|----------|---|-------------------|--------|
| RPI                       | S | Opponent    | Score | RPI       | S | Opponent         | Score | RPI        | S | Opponent         | Score |                |  | RPI      | S | Opponent          | Score  |
| 20                        | N | Chattanooga | 54 67 | 32        | A | Washington       | 82 96 | 79         | A | Drake            | 83 78 |                |  | 107      | A | Kansas            | 60 68  |
|                           |   |             |       | 47        | A | South Dakota St. | 67 77 |            |   |                  |       |                |  | 122      | H | UNI               | 85 77  |
|                           |   |             |       | 47        | H | South Dakota St. | 82 78 |            |   |                  |       |                |  | 158      | A | Oral Roberts      | 65 81  |
|                           |   |             |       | 47        | N | South Dakota St. | 57 72 |            |   |                  |       |                |  | 158      | H | Oral Roberts      | 93 70  |
|                           |   |             |       |           |   |                  |       |            |   |                  |       |                |  | 173      | A | UTSA              | 76 69  |
|                           |   |             |       |           |   |                  |       |            |   |                  |       |                |  | 177      | H | North Dakota      | 86 81  |
|                           |   |             |       |           |   |                  |       |            |   |                  |       |                |  | 215      | H | Cal St. Fullerton | 86 50  |
|                           |   |             |       |           |   |                  |       |            |   |                  |       |                |  | 216      | A | IUPUI             | 43 68  |
|                           |   |             |       |           |   |                  |       |            |   |                  |       |                |  | 216      | H | IUPUI             | 69 53  |
|                           |   |             |       |           |   |                  |       |            |   |                  |       |                |  | 216      | N | IUPUI             | 69 58  |
|                           |   |             |       |           |   |                  |       |            |   |                  |       |                |  | 233      | A | Western Ill.      | 101 87 |
|                           |   |             |       |           |   |                  |       |            |   |                  |       |                |  | 233      | H | Western Ill.      | 78 75  |
|                           |   |             |       |           |   |                  |       |            |   |                  |       |                |  | 247      | A | Marquette         | 69 65  |
|                           |   |             |       |           |   |                  |       |            |   |                  |       |                |  | 267      | A | North Dakota St.  | 83 79  |
|                           |   |             |       |           |   |                  |       |            |   |                  |       |                |  | 267      | H | North Dakota St.  | 84 69  |
|                           |   |             |       |           |   |                  |       |            |   |                  |       |                |  | 272      | H | UC Irvine         | 96 52  |
|                           |   |             |       |           |   |                  |       |            |   |                  |       |                |  | 280      | H | Valparaiso        | 81 62  |
|                           |   |             |       |           |   |                  |       |            |   |                  |       |                |  | 294      | A | Omaha             | 64 48  |
|                           |   |             |       |           |   |                  |       |            |   |                  |       |                |  | 294      | H | Omaha             | 83 69  |
|                           |   |             |       |           |   |                  |       |            |   |                  |       |                |  | 309      | A | Denver            | 79 68  |
|                           |   |             |       |           |   |                  |       |            |   |                  |       |                |  | 309      | H | Denver            | 82 56  |
|                           |   |             |       |           |   |                  |       |            |   |                  |       |                |  | 311      | A | Portland St.      | 86 57  |
|                           |   |             |       |           |   |                  |       |            |   |                  |       |                |  | 315      | A | IPFW              | 73 72  |
|                           |   |             |       |           |   |                  |       |            |   |                  |       |                |  | 315      | H | IPFW              | 91 80  |
|                           |   |             |       |           |   |                  |       |            |   |                  |       |                |  | 315      | N | IPFW              | 78 70  |
| LAST 12 Division I GAMES: |   |             |       |           |   |                  |       |            |   |                  |       |                |  |          |   |                   |        |
|                           |   |             |       | 47        | N | South Dakota St. | 57 72 | 309        | A | Denver           | 79 68 |                |  |          |   |                   |        |
|                           |   |             |       | 216       | N | IUPUI            | 69 58 | 294        | H | Omaha            | 83 69 |                |  |          |   |                   |        |
|                           |   |             |       | 315       | N | IPFW             | 78 70 | 267        | A | North Dakota St. | 83 79 |                |  |          |   |                   |        |
|                           |   |             |       | 233       | H | Western Ill.     | 78 75 | 315        | H | IPFW             | 91 80 |                |  |          |   |                   |        |
|                           |   |             |       | 216       | H | IUPUI            | 69 53 | 158        | H | Oral Roberts     | 93 70 |                |  |          |   |                   |        |
|                           |   |             |       | 47        | A | South Dakota St. | 67 77 | 309        | H | Denver           | 82 56 |                |  |          |   |                   |        |

Non-Div I Games: St. Mary (KS) 115 51

South Dakota

Loss, Non-Conf, S Site, H Home A Away N Neutral

|                   |          |           |                |            |             |               |      |      |       |           |
|-------------------|----------|-----------|----------------|------------|-------------|---------------|------|------|-------|-----------|
| Average RPI Win:  | 193      | WON-LOST  | WINNING        | LAST 10    | STRENGTH OF | OPP. STRENGTH | TEAM | ADJ. | CONF. | ADJ CONF. |
| Average RPI Loss: | 141      | RECORD    | PCT. RANK      | GAMES      | SCHEDULE    | OF SCHEDULE   | RPI  | RPI  | RPI   | RPI       |
| DIV. I ONLY       | 24- 8    | 35        | 9- 1           | 100        | 226         | 47            | 47   | 25   | 25    |           |
| DIV. I NON-CONF.  | 9- 4     | 84        | 0- 0           | 13         | 106         | 30            | 30   | 25   | 25    |           |
| TOTALS            | RPI 1-25 | RPI 26-50 | W-L RECORDS    | RPI 51-100 | RPI 101-150 | RPI 150+      |      |      |       |           |
| 24- 8             | 0- 1     | 2- 1      | OVERALL        | 4- 2       | 2- 1        | 16- 3         |      |      |       |           |
| 12- 2             | 0- 1     | 1- 0      | HOME           | 3- 1       | 0- 0        | 8- 0          |      |      |       |           |
| 8- 6              | 0- 0     | 1- 1      | AWAY           | 0- 1       | 2- 1        | 5- 3          |      |      |       |           |
| 4- 0              | 0- 0     | 0- 0      | NEUTRAL        | 1- 0       | 0- 0        | 3- 0          |      |      |       |           |
| 9- 4              | 0- 1     | 2- 1      | NON-CONFERENCE | 2- 1       | 2- 1        | 3- 0          |      |      |       |           |
| 4- 2              | 0- 1     | 1- 0      | HOME           | 2- 1       | 0- 0        | 1- 0          |      |      |       |           |
| 4- 2              | 0- 0     | 1- 1      | AWAY           | 0- 0       | 2- 1        | 1- 0          |      |      |       |           |
| 1- 0              | 0- 0     | 0- 0      | NEUTRAL        | 0- 0       | 0- 0        | 1- 0          |      |      |       |           |
| 15- 4             | 0- 0     | 0- 0      | CONFERENCE     | 2- 1       | 0- 0        | 13- 3         |      |      |       |           |
| 8- 0              | 0- 0     | 0- 0      | HOME           | 1- 0       | 0- 0        | 7- 0          |      |      |       |           |
| 4- 4              | 0- 0     | 0- 0      | AWAY           | 0- 1       | 0- 0        | 4- 3          |      |      |       |           |
| 3- 0              | 0- 0     | 0- 0      | NEUTRAL        | 1- 0       | 0- 0        | 2- 0          |      |      |       |           |

| RPI 1-25                  |   |           |       | RPI 26-50 |   |              |       | Team's RPI: 47 |   |                  |       | RPI 51-100 |   |                  |        | RPI 101+ |   |          |       |
|---------------------------|---|-----------|-------|-----------|---|--------------|-------|----------------|---|------------------|-------|------------|---|------------------|--------|----------|---|----------|-------|
| RPI                       | S | Opponent  | Score | RPI       | S | Opponent     | Score | RPI            | S | Opponent         | Score | RPI        | S | Opponent         | Score  | RPI      | S | Opponent | Score |
| 25                        | H | Green Bay | 75 77 | 31        | H | UALR         | 67 42 | 51             | H | BYU              | 75 65 | 115        | A | Marist           | 64 82  |          |   |          |       |
|                           |   |           |       | 37        | A | DePaul       | 62 84 | 66             | H | Middle Tenn.     | 65 61 | 122        | A | UNI              | 74 60  |          |   |          |       |
|                           |   |           |       | 44        | A | Arkansas     | 80 75 | 72             | A | South Dakota     | 78 82 | 138        | A | Northern Colo.   | 71 48  |          |   |          |       |
|                           |   |           |       |           |   |              |       | 72             | H | South Dakota     | 77 67 | 158        | A | Oral Roberts     | 66 52  |          |   |          |       |
|                           |   |           |       |           |   |              |       | 72             | N | South Dakota     | 72 57 | 158        | H | Oral Roberts     | 71 46  |          |   |          |       |
|                           |   |           |       |           |   |              |       | 88             | H | Creighton        | 81 88 | 158        | N | Oral Roberts     | 59 48  |          |   |          |       |
|                           |   |           |       |           |   |              |       |                |   |                  |       | 216        | A | IUPUI            | 67 68  |          |   |          |       |
|                           |   |           |       |           |   |              |       |                |   |                  |       | 216        | H | IUPUI            | 82 53  |          |   |          |       |
|                           |   |           |       |           |   |              |       |                |   |                  |       | 232        | A | UNLV             | 65 59  |          |   |          |       |
|                           |   |           |       |           |   |              |       |                |   |                  |       | 233        | A | Western Ill.     | 74 61  |          |   |          |       |
|                           |   |           |       |           |   |              |       |                |   |                  |       | 233        | H | Western Ill.     | 69 49  |          |   |          |       |
|                           |   |           |       |           |   |              |       |                |   |                  |       | 250        | N | Northern Ill.    | 55 42  |          |   |          |       |
|                           |   |           |       |           |   |              |       |                |   |                  |       | 267        | A | North Dakota St. | 78 83  |          |   |          |       |
|                           |   |           |       |           |   |              |       |                |   |                  |       | 267        | H | North Dakota St. | 82 52  |          |   |          |       |
|                           |   |           |       |           |   |              |       |                |   |                  |       | 294        | A | Omaha            | 60 49  |          |   |          |       |
|                           |   |           |       |           |   |              |       |                |   |                  |       | 294        | H | Omaha            | 101 66 |          |   |          |       |
|                           |   |           |       |           |   |              |       |                |   |                  |       | 296        | H | Sam Houston St.  | 60 49  |          |   |          |       |
|                           |   |           |       |           |   |              |       |                |   |                  |       | 309        | A | Denver           | 72 77  |          |   |          |       |
|                           |   |           |       |           |   |              |       |                |   |                  |       | 309        | H | Denver           | 85 44  |          |   |          |       |
|                           |   |           |       |           |   |              |       |                |   |                  |       | 309        | N | Denver           | 79 61  |          |   |          |       |
|                           |   |           |       |           |   |              |       |                |   |                  |       | 315        | A | IPFW             | 65 64  |          |   |          |       |
|                           |   |           |       |           |   |              |       |                |   |                  |       | 315        | H | IPFW             | 89 68  |          |   |          |       |
| LAST 12 Division I GAMES: |   |           |       |           |   |              |       |                |   |                  |       |            |   |                  |        |          |   |          |       |
|                           |   |           |       | 72        | N | South Dakota | 72 57 | 294            | A | Omaha            | 60 49 |            |   |                  |        |          |   |          |       |
|                           |   |           |       | 158       | N | Oral Roberts | 59 48 | 158            | A | Oral Roberts     | 66 52 |            |   |                  |        |          |   |          |       |
|                           |   |           |       | 309       | N | Denver       | 79 61 | 309            | A | Denver           | 72 77 |            |   |                  |        |          |   |          |       |
|                           |   |           |       | 216       | H | IUPUI        | 82 53 | 315            | H | IPFW             | 89 68 |            |   |                  |        |          |   |          |       |
|                           |   |           |       | 233       | H | Western Ill. | 69 49 | 267            | H | North Dakota St. | 82 52 |            |   |                  |        |          |   |          |       |
|                           |   |           |       | 72        | H | South Dakota | 77 67 | 158            | H | Oral Roberts     | 71 46 |            |   |                  |        |          |   |          |       |

Non-Div I Games:

South Dakota St.



| Team RPI          |          |           |           | Through Games Of March 10, 2018 |             |               |             |          |       |           |
|-------------------|----------|-----------|-----------|---------------------------------|-------------|---------------|-------------|----------|-------|-----------|
| Average RPI Win:  | 164      | WON-LOST  | WINNING   | LAST 10                         | STRENGTH OF | OPP. STRENGTH | TEAM        | ADJ.     | CONF. | ADJ CONF. |
| Average RPI Loss: | 26       | RECORD    | PCT. RANK | GAMES                           | SCHEDULE    | OF SCHEDULE   | RPI         | RPI      | RPI   | RPI       |
| DIV. I ONLY       | 26- 7    | 27        | 7- 3      | 43                              | 66          | 26            | 26          | 8        | 8     |           |
| DIV. I NON-CONF.  | 9- 3     | 60        | 0- 0      | 36                              | 9           | 28            | 28          | 8        | 8     |           |
| -----             |          |           |           |                                 |             |               |             |          |       |           |
| TOTALS            | RPI 1-25 | RPI 26-50 |           | W-L RECORDS                     |             | RPI 51-100    | RPI 101-150 | RPI 150+ |       |           |
| 26- 7             | 2- 5     | 1- 0      |           | OVERALL                         |             | 5- 2          | 5- 0        | 13- 0    |       |           |
| 12- 2             | 0- 1     | 1- 0      |           | HOME                            |             | 2- 1          | 3- 0        | 6- 0     |       |           |
| 9- 3              | 1- 2     | 0- 0      |           | AWAY                            |             | 1- 1          | 1- 0        | 6- 0     |       |           |
| 5- 2              | 1- 2     | 0- 0      |           | NEUTRAL                         |             | 2- 0          | 1- 0        | 1- 0     |       |           |
|                   |          |           |           |                                 |             |               |             |          |       |           |
| 9- 3              | 2- 2     | 1- 0      |           | NON-CONFERENCE                  |             | 1- 1          | 2- 0        | 3- 0     |       |           |
| 4- 1              | 0- 0     | 1- 0      |           | HOME                            |             | 0- 1          | 1- 0        | 2- 0     |       |           |
| 2- 1              | 1- 1     | 0- 0      |           | AWAY                            |             | 0- 0          | 0- 0        | 1- 0     |       |           |
| 3- 1              | 1- 1     | 0- 0      |           | NEUTRAL                         |             | 1- 0          | 1- 0        | 0- 0     |       |           |
|                   |          |           |           |                                 |             |               |             |          |       |           |
| 17- 4             | 0- 3     | 0- 0      |           | CONFERENCE                      |             | 4- 1          | 3- 0        | 10- 0    |       |           |
| 8- 1              | 0- 1     | 0- 0      |           | HOME                            |             | 2- 0          | 2- 0        | 4- 0     |       |           |
| 7- 2              | 0- 1     | 0- 0      |           | AWAY                            |             | 1- 1          | 1- 0        | 5- 0     |       |           |
| 2- 1              | 0- 1     | 0- 0      |           | NEUTRAL                         |             | 1- 0          | 0- 0        | 1- 0     |       |           |

| RPI                       | S | Opponent         | Score | RPI | S | Opponent           | Score | RPI | S | Opponent        | Score | RPI | S | Opponent           | Score |
|---------------------------|---|------------------|-------|-----|---|--------------------|-------|-----|---|-----------------|-------|-----|---|--------------------|-------|
| 5                         | A | UConn            | 50 92 | 45  | H | Stetson            | 78 62 | 53  | A | Tulane          | 53 40 | 109 | N | Illinois           | 67 61 |
| 5                         | H | UConn            | 65 88 |     |   |                    |       | 53  | H | Tulane          | 64 45 | 114 | H | Tulsa              | 79 46 |
| 5                         | N | UConn            | 70 84 |     |   |                    |       | 53  | N | Tulane          | 78 69 | 138 | H | Northern Colo.     | 84 43 |
| 6                         | A | Maryland         | 67 85 |     |   |                    |       | 68  | A | East Carolina   | 64 65 | 140 | A | Temple             | 70 58 |
| 8                         | N | Kentucky         | 57 61 |     |   |                    |       | 68  | H | East Carolina   | 69 62 | 140 | H | Temple             | 79 53 |
| 20                        | A | Chattanooga      | 59 57 |     |   |                    |       | 76  | N | Villanova       | 57 56 | 187 | A | Memphis            | 57 53 |
| 22                        | N | Oklahoma         | 83 68 |     |   |                    |       | 85  | H | St. John's (NY) | 52 55 | 187 | H | Memphis            | 72 39 |
|                           |   |                  |       |     |   |                    |       |     |   |                 |       | 187 | N | Memphis            | 79 51 |
|                           |   |                  |       |     |   |                    |       |     |   |                 |       | 227 | A | Penn St.           | 90 87 |
|                           |   |                  |       |     |   |                    |       |     |   |                 |       | 255 | A | SMU                | 72 51 |
|                           |   |                  |       |     |   |                    |       |     |   |                 |       | 255 | H | SMU                | 82 59 |
|                           |   |                  |       |     |   |                    |       |     |   |                 |       | 257 | A | Cincinnati         | 74 44 |
|                           |   |                  |       |     |   |                    |       |     |   |                 |       | 257 | H | Cincinnati         | 75 36 |
|                           |   |                  |       |     |   |                    |       |     |   |                 |       | 271 | A | UCF                | 99 71 |
|                           |   |                  |       |     |   |                    |       |     |   |                 |       | 271 | H | UCF                | 91 68 |
|                           |   |                  |       |     |   |                    |       |     |   |                 |       | 281 | H | Col. of Charleston | 67 47 |
|                           |   |                  |       |     |   |                    |       |     |   |                 |       | 288 | A | Houston            | 71 55 |
|                           |   |                  |       |     |   |                    |       |     |   |                 |       | 305 | H | UNC Asheville      | 97 53 |
| LAST 12 Division I GAMES: |   |                  |       |     |   |                    |       |     |   |                 |       |     |   |                    |       |
|                           |   | 5 N UConn        | 70 84 |     |   | 140 H Temple       | 79 53 |     |   |                 |       |     |   |                    |       |
|                           |   | 53 N Tulane      | 78 69 |     |   | 114 H Tulsa        | 79 46 |     |   |                 |       |     |   |                    |       |
|                           |   | 187 N Memphis    | 79 51 |     |   | 68 A East Carolina | 64 65 |     |   |                 |       |     |   |                    |       |
|                           |   | 5 H UConn        | 65 88 |     |   | 255 A SMU          | 72 51 |     |   |                 |       |     |   |                    |       |
|                           |   | 271 A UCF        | 99 71 |     |   | 257 H Cincinnati   | 75 36 |     |   |                 |       |     |   |                    |       |
|                           |   | 257 A Cincinnati | 74 44 |     |   | 271 H UCF          | 91 68 |     |   |                 |       |     |   |                    |       |

Non-Div I Games:

South Fla.

|                   |          |           |                |            |             |               |      |      |       |           |
|-------------------|----------|-----------|----------------|------------|-------------|---------------|------|------|-------|-----------|
| Average RPI Win:  | 305      | WON-LOST  | WINNING        | LAST 10    | STRENGTH OF | OPP. STRENGTH | TEAM | ADJ. | CONF. | ADJ CONF. |
| Average RPI Loss: | 199      | RECORD    | PCT. RANK      | GAMES      | SCHEDULE    | OF SCHEDULE   | RPI  | RPI  | RPI   | RPI       |
| DIV. I ONLY       | 8- 19    | 283       | 2- 8           | 323        | 305         | 316           | 316  | 26   | 26    |           |
| DIV. I NON-CONF.  | 5- 6     | 178       | 0- 0           | 305        | 313         | 238           | 238  | 26   | 26    |           |
| TOTALS            | RPI 1-25 | RPI 26-50 | W-L RECORDS    | RPI 51-100 | RPI 101-150 | RPI 150+      |      |      |       |           |
| 8- 19             | 0- 0     | 0- 0      | OVERALL        | 0- 0       | 0- 4        | 8- 15         |      |      |       |           |
| 4- 7              | 0- 0     | 0- 0      | HOME           | 0- 0       | 0- 1        | 4- 6          |      |      |       |           |
| 3- 11             | 0- 0     | 0- 0      | AWAY           | 0- 0       | 0- 3        | 3- 8          |      |      |       |           |
| 1- 1              | 0- 0     | 0- 0      | NEUTRAL        | 0- 0       | 0- 0        | 1- 1          |      |      |       |           |
| 5- 6              | 0- 0     | 0- 0      | NON-CONFERENCE | 0- 0       | 0- 2        | 5- 4          |      |      |       |           |
| 1- 2              | 0- 0     | 0- 0      | HOME           | 0- 0       | 0- 0        | 1- 2          |      |      |       |           |
| 3- 3              | 0- 0     | 0- 0      | AWAY           | 0- 0       | 0- 2        | 3- 1          |      |      |       |           |
| 1- 1              | 0- 0     | 0- 0      | NEUTRAL        | 0- 0       | 0- 0        | 1- 1          |      |      |       |           |
| 3- 13             | 0- 0     | 0- 0      | CONFERENCE     | 0- 0       | 0- 2        | 3- 11         |      |      |       |           |
| 3- 5              | 0- 0     | 0- 0      | HOME           | 0- 0       | 0- 1        | 3- 4          |      |      |       |           |
| 0- 8              | 0- 0     | 0- 0      | AWAY           | 0- 0       | 0- 1        | 0- 7          |      |      |       |           |
| 0- 0              | 0- 0     | 0- 0      | NEUTRAL        | 0- 0       | 0- 0        | 0- 0          |      |      |       |           |

| RPI 1-25                  |   |              | RPI 26-50 |     |   | RPI 51-100       |       |     | RPI 101+ Team's RPI: 316 |                  |       |
|---------------------------|---|--------------|-----------|-----|---|------------------|-------|-----|--------------------------|------------------|-------|
| RPI                       | S | Opponent     | Score     | RPI | S | Opponent         | Score | RPI | S                        | Opponent         | Score |
|                           |   |              |           |     |   |                  |       | 101 | A                        | Ole Miss         | 57 58 |
|                           |   |              |           |     |   |                  |       | 102 | A                        | Missouri         | 42 88 |
|                           |   |              |           |     |   |                  |       | 131 | A                        | UT Martin        | 55 96 |
|                           |   |              |           |     |   |                  |       | 131 | H                        | UT Martin        | 60 78 |
|                           |   |              |           |     |   |                  |       | 151 | H                        | Saint Louis      | 56 74 |
|                           |   |              |           |     |   |                  |       | 157 | A                        | Tennessee St.    | 55 62 |
|                           |   |              |           |     |   |                  |       | 163 | A                        | Southern Ill.    | 62 78 |
|                           |   |              |           |     |   |                  |       | 172 | A                        | Belmont          | 39 62 |
|                           |   |              |           |     |   |                  |       | 176 | A                        | SIUE             | 67 78 |
|                           |   |              |           |     |   |                  |       | 176 | H                        | SIUE             | 48 60 |
|                           |   |              |           |     |   |                  |       | 193 | N                        | Idaho            | 62 78 |
|                           |   |              |           |     |   |                  |       | 206 | A                        | Jacksonville St. | 34 70 |
|                           |   |              |           |     |   |                  |       | 223 | N                        | Detroit          | 61 51 |
|                           |   |              |           |     |   |                  |       | 233 | H                        | Western Ill.     | 62 79 |
|                           |   |              |           |     |   |                  |       | 245 | H                        | Morehead St.     | 59 64 |
|                           |   |              |           |     |   |                  |       | 249 | A                        | Central Ark.     | 48 46 |
|                           |   |              |           |     |   |                  |       | 260 | A                        | Austin Peay      | 62 70 |
|                           |   |              |           |     |   |                  |       | 260 | H                        | Austin Peay      | 67 72 |
|                           |   |              |           |     |   |                  |       | 289 | H                        | Eastern Ky.      | 54 57 |
|                           |   |              |           |     |   |                  |       | 299 | A                        | Eastern Ill.     | 48 49 |
|                           |   |              |           |     |   |                  |       | 299 | H                        | Eastern Ill.     | 69 65 |
|                           |   |              |           |     |   |                  |       | 318 | A                        | Bradley          | 70 65 |
|                           |   |              |           |     |   |                  |       | 331 | A                        | Murray St.       | 81 86 |
|                           |   |              |           |     |   |                  |       | 331 | H                        | Murray St.       | 88 66 |
|                           |   |              |           |     |   |                  |       | 335 | H                        | Tennessee Tech   | 68 66 |
|                           |   |              |           |     |   |                  |       | 342 | A                        | UMKC             | 65 50 |
| LAST 12 Division I GAMES: |   |              |           |     |   |                  |       |     |                          |                  |       |
| 260                       | H | Austin Peay  | 67 72     | 331 | A | Murray St.       | 81 86 |     |                          |                  |       |
| 176                       | A | SIUE         | 67 78     | 260 | A | Austin Peay      | 62 70 |     |                          |                  |       |
| 299                       | A | Eastern Ill. | 48 49     | 131 | A | UT Martin        | 55 96 |     |                          |                  |       |
| 331                       | H | Murray St.   | 88 66     | 176 | H | SIUE             | 48 60 |     |                          |                  |       |
| 131                       | H | UT Martin    | 60 78     | 335 | H | Tennessee Tech   | 68 66 |     |                          |                  |       |
| 299                       | H | Eastern Ill. | 69 65     | 206 | A | Jacksonville St. | 34 70 |     |                          |                  |       |

Non-Div I Games: Ill.-Springfield 73 56 William Woods 77 40

Southeast Mo. St.

■ Loss, 
 ■ Non-Conf, 
 ■ S Site, 
 ■ Home 
 ■ Away 
 N Neutral

| RPI | S | Opponent    | Score |
|-----|---|-------------|-------|
| 346 | H | Alabama A&M | 66 38 |

Southeast Mo. St.

|                   |          |           |                |            |             |               |      |      |       |           |
|-------------------|----------|-----------|----------------|------------|-------------|---------------|------|------|-------|-----------|
| Average RPI Win:  | 274      | WON-LOST  | WINNING        | LAST 10    | STRENGTH OF | OPP. STRENGTH | TEAM | ADJ. | CONF. | ADJ CONF. |
| Average RPI Loss: | 192      | RECORD    | PCT. RANK      | GAMES      | SCHEDULE    | OF SCHEDULE   | RPI  | RPI  | RPI   | RPI       |
| DIV. I ONLY       | 5- 22    | 320       | 0- 10          | 226        | 309         | 332           | 332  | 27   | 27    |           |
| DIV. I NON-CONF.  | 2- 7     | 290       | 0- 0           | 64         | 206         | 233           | 233  | 27   | 27    |           |
| TOTALS            | RPI 1-25 | RPI 26-50 | W-L RECORDS    | RPI 51-100 | RPI 101-150 | RPI 150+      |      |      |       |           |
| 5- 22             | 0- 0     | 0- 2      | OVERALL        | 0- 1       | 0- 4        | 5- 15         |      |      |       |           |
| 5- 7              | 0- 0     | 0- 0      | HOME           | 0- 0       | 0- 0        | 5- 7          |      |      |       |           |
| 0- 15             | 0- 0     | 0- 2      | AWAY           | 0- 1       | 0- 4        | 0- 8          |      |      |       |           |
| 0- 0              | 0- 0     | 0- 0      | NEUTRAL        | 0- 0       | 0- 0        | 0- 0          |      |      |       |           |
| 2- 7              | 0- 0     | 0- 2      | NON-CONFERENCE | 0- 1       | 0- 3        | 2- 1          |      |      |       |           |
| 2- 1              | 0- 0     | 0- 0      | HOME           | 0- 0       | 0- 0        | 2- 1          |      |      |       |           |
| 0- 6              | 0- 0     | 0- 2      | AWAY           | 0- 1       | 0- 3        | 0- 0          |      |      |       |           |
| 0- 0              | 0- 0     | 0- 0      | NEUTRAL        | 0- 0       | 0- 0        | 0- 0          |      |      |       |           |
| 3- 15             | 0- 0     | 0- 0      | CONFERENCE     | 0- 0       | 0- 1        | 3- 14         |      |      |       |           |
| 3- 6              | 0- 0     | 0- 0      | HOME           | 0- 0       | 0- 0        | 3- 6          |      |      |       |           |
| 0- 9              | 0- 0     | 0- 0      | AWAY           | 0- 0       | 0- 1        | 0- 8          |      |      |       |           |
| 0- 0              | 0- 0     | 0- 0      | NEUTRAL        | 0- 0       | 0- 0        | 0- 0          |      |      |       |           |

| RPI S                     | Opponent            | Score  | RPI S | Opponent            | Score | RPI S | Opponent             | Score | RPI S | Opponent | Score | Team's RPI: 332 |
|---------------------------|---------------------|--------|-------|---------------------|-------|-------|----------------------|-------|-------|----------|-------|-----------------|
| 29                        | A Mississippi St.   | 36 97  | 58    | A LSU               | 42 75 | 101   | A Ole Miss           | 71 79 |       |          |       |                 |
| 43                        | A Minnesota         | 60 109 |       |                     |       | 112   | A Troy               | 78 80 |       |          |       |                 |
|                           |                     |        |       |                     |       | 127   | A Stephen F. Austin  | 71 78 |       |          |       |                 |
|                           |                     |        |       |                     |       | 150   | A Auburn             | 44 72 |       |          |       |                 |
|                           |                     |        |       |                     |       | 155   | H La.-Lafayette      | 60 71 |       |          |       |                 |
|                           |                     |        |       |                     |       | 186   | A Lamar              | 60 83 |       |          |       |                 |
|                           |                     |        |       |                     |       | 210   | A Nicholls St.       | 80 93 |       |          |       |                 |
|                           |                     |        |       |                     |       | 210   | H Nicholls St.       | 74 77 |       |          |       |                 |
|                           |                     |        |       |                     |       | 211   | A McNeese St.        | 62 66 |       |          |       |                 |
|                           |                     |        |       |                     |       | 211   | H McNeese St.        | 57 78 |       |          |       |                 |
|                           |                     |        |       |                     |       | 228   | A Northwestern St.   | 60 71 |       |          |       |                 |
|                           |                     |        |       |                     |       | 228   | H Northwestern St.   | 58 52 |       |          |       |                 |
|                           |                     |        |       |                     |       | 230   | H Southern U.        | 79 76 |       |          |       |                 |
|                           |                     |        |       |                     |       | 246   | H A&M-Corpus Christi | 53 74 |       |          |       |                 |
|                           |                     |        |       |                     |       | 249   | A Central Ark.       | 57 73 |       |          |       |                 |
|                           |                     |        |       |                     |       | 249   | H Central Ark.       | 48 60 |       |          |       |                 |
|                           |                     |        |       |                     |       | 256   | A Abilene Christian  | 74 75 |       |          |       |                 |
|                           |                     |        |       |                     |       | 256   | H Abilene Christian  | 65 83 |       |          |       |                 |
|                           |                     |        |       |                     |       | 282   | H Houston Baptist    | 67 59 |       |          |       |                 |
|                           |                     |        |       |                     |       | 296   | H Sam Houston St.    | 78 76 |       |          |       |                 |
|                           |                     |        |       |                     |       | 302   | A New Orleans        | 75 84 |       |          |       |                 |
|                           |                     |        |       |                     |       | 302   | H New Orleans        | 64 76 |       |          |       |                 |
|                           |                     |        |       |                     |       | 336   | H Florida A&M        | 69 67 |       |          |       |                 |
|                           |                     |        |       |                     |       | 341   | A Incarnate Word     | 70 82 |       |          |       |                 |
| LAST 12 Division I GAMES: |                     |        |       |                     |       |       |                      |       |       |          |       |                 |
| 210                       | H Nicholls St.      | 74 77  | 210   | A Nicholls St.      | 80 93 |       |                      |       |       |          |       |                 |
| 302                       | A New Orleans       | 75 84  | 211   | A McNeese St.       | 62 66 |       |                      |       |       |          |       |                 |
| 249                       | A Central Ark.      | 57 73  | 256   | A Abilene Christian | 74 75 |       |                      |       |       |          |       |                 |
| 228                       | A Northwestern St.  | 60 71  | 249   | H Central Ark.      | 48 60 |       |                      |       |       |          |       |                 |
| 256                       | H Abilene Christian | 65 83  | 228   | H Northwestern St.  | 58 52 |       |                      |       |       |          |       |                 |
| 302                       | H New Orleans       | 64 76  | 211   | H McNeese St.       | 57 78 |       |                      |       |       |          |       |                 |

Non-Div I Games: William Carey 62 35 Mobile 74 47

Southeastern La.

■ Loss, 
 ■ Non-Conf, 
 ■ S Site, 
 ■ Home 
 ■ A Away 
 N Neutral

|                   |          |           |                |            |             |               |      |      |       |           |
|-------------------|----------|-----------|----------------|------------|-------------|---------------|------|------|-------|-----------|
| Average RPI Win:  | 169      | WON-LOST  | WINNING        | LAST 10    | STRENGTH OF | OPP. STRENGTH | TEAM | ADJ. | CONF. | ADJ CONF. |
| Average RPI Loss: | 52       | RECORD    | PCT. RANK      | GAMES      | SCHEDULE    | OF SCHEDULE   | RPI  | RPI  | RPI   | RPI       |
| DIV. I ONLY       | 15- 15   | 173       | 4- 6           | 55         | 24          | 95            | 95   | 5    | 5     |           |
| DIV. I NON-CONF.  | 8- 3     | 71        | 0- 0           | 118        | 55          | 54            | 54   | 5    | 5     |           |
| TOTALS            | RPI 1-25 | RPI 26-50 | W-L RECORDS    | RPI 51-100 | RPI 101-150 | RPI 150+      |      |      |       |           |
| 15- 15            | 1- 7     | 1- 2      | OVERALL        | 4- 5       | 1- 0        | 8- 1          |      |      |       |           |
| 8- 6              | 0- 4     | 1- 1      | HOME           | 2- 1       | 1- 0        | 4- 0          |      |      |       |           |
| 6- 8              | 1- 3     | 0- 1      | AWAY           | 2- 3       | 0- 0        | 3- 1          |      |      |       |           |
| 1- 1              | 0- 0     | 0- 0      | NEUTRAL        | 0- 1       | 0- 0        | 1- 0          |      |      |       |           |
| 8- 3              | 0- 1     | 1- 1      | NON-CONFERENCE | 2- 1       | 1- 0        | 4- 0          |      |      |       |           |
| 4- 1              | 0- 0     | 1- 1      | HOME           | 1- 0       | 1- 0        | 1- 0          |      |      |       |           |
| 3- 2              | 0- 1     | 0- 0      | AWAY           | 1- 1       | 0- 0        | 2- 0          |      |      |       |           |
| 1- 0              | 0- 0     | 0- 0      | NEUTRAL        | 0- 0       | 0- 0        | 1- 0          |      |      |       |           |
| 7- 12             | 1- 6     | 0- 1      | CONFERENCE     | 2- 4       | 0- 0        | 4- 1          |      |      |       |           |
| 4- 5              | 0- 4     | 0- 0      | HOME           | 1- 1       | 0- 0        | 3- 0          |      |      |       |           |
| 3- 6              | 1- 2     | 0- 1      | AWAY           | 1- 2       | 0- 0        | 1- 1          |      |      |       |           |
| 0- 1              | 0- 0     | 0- 0      | NEUTRAL        | 0- 1       | 0- 0        | 0- 0          |      |      |       |           |

| RPI 1-25                  |   |                |       | RPI 26-50 |   |                |       | RPI 51-100 Team's RPI: 95 |   |                 |       | RPI 101+ |   |                  |        |
|---------------------------|---|----------------|-------|-----------|---|----------------|-------|---------------------------|---|-----------------|-------|----------|---|------------------|--------|
| RPI                       | S | Opponent       | Score | RPI       | S | Opponent       | Score | RPI                       | S | Opponent        | Score | RPI      | S | Opponent         | Score  |
| 3                         | A | South Carolina | 61 70 | 32        | A | Washington     | 48 60 | 60                        | A | St. Mary's (CA) | 58 64 | 133      | H | Sacramento St.   | 101 99 |
| 16                        | H | Arizona St.    | 73 76 | 46        | H | Oklahoma St.   | 62 66 | 70                        | A | Washington St.  | 62 68 | 180      | A | Oregon           | 57 63  |
| 18                        | A | Oregon St.     | 35 68 | 50        | H | Fresno St.     | 68 50 | 84                        | H | CSUN            | 85 74 | 180      | H | Oregon           | 70 54  |
| 18                        | H | Oregon St.     | 66 76 |           |   |                |       | 92                        | A | UCLA            | 60 71 | 214      | H | Arizona          | 77 51  |
| 19                        | A | Stanford       | 60 79 |           |   |                |       | 92                        | H | UCLA            | 52 59 | 238      | A | Utah             | 46 43  |
| 19                        | H | Stanford       | 60 71 |           |   |                |       | 97                        | A | Long Beach St.  | 90 85 | 238      | H | Utah             | 73 54  |
| 23                        | A | California     | 65 54 |           |   |                |       | 99                        | A | Colorado        | 81 61 | 255      | A | SMU              | 64 57  |
| 23                        | H | California     | 53 67 |           |   |                |       | 99                        | H | Colorado        | 66 51 | 264      | A | Davidson         | 99 64  |
|                           |   |                |       |           |   |                |       | 99                        | N | Colorado        | 63 75 | 270      | H | Loyola Marymount | 96 54  |
|                           |   |                |       |           |   |                |       |                           |   |                 |       | 296      | N | Sam Houston St.  | 88 67  |
| LAST 12 Division I GAMES: |   |                |       |           |   |                |       |                           |   |                 |       |          |   |                  |        |
|                           |   |                |       | 99        | N | Colorado       | 63 75 | 19                        | A | Stanford        | 60 79 |          |   |                  |        |
|                           |   |                |       | 70        | A | Washington St. | 62 68 | 99                        | H | Colorado        | 66 51 |          |   |                  |        |
|                           |   |                |       | 32        | A | Washington     | 48 60 | 238                       | H | Utah            | 73 54 |          |   |                  |        |
|                           |   |                |       | 16        | H | Arizona St.    | 73 76 | 180                       | A | Oregon          | 57 63 |          |   |                  |        |
|                           |   |                |       | 214       | H | Arizona        | 77 51 | 18                        | A | Oregon St.      | 35 68 |          |   |                  |        |
|                           |   |                |       | 23        | A | California     | 65 54 | 19                        | H | Stanford        | 60 71 |          |   |                  |        |

Non-Div I Games:

Southern California

■ Loss, 
 ■ Non-Conf, 
 ■ S Site, 
 ■ H Home 
 ■ A Away 
 N Neutral

| Average RPI Win:  | 237      | WON-LOST  | WINNING        | LAST 10    | STRENGTH OF | OPP. STRENGTH | TEAM | ADJ. | CONF. | ADJ CONF. |
|-------------------|----------|-----------|----------------|------------|-------------|---------------|------|------|-------|-----------|
| Average RPI Loss: | 119      | RECORD    | PCT. RANK      | GAMES      | SCHEDULE    | OF SCHEDULE   | RPI  | RPI  | RPI   | RPI       |
| DIV. I ONLY       | 17- 12   | 115       | 7- 3           | 229        | 216         | 163           | 163  | 19   | 19    |           |
| DIV. I NON-CONF.  | 7- 4     | 107       | 0- 0           | 149        | 258         | 115           | 115  | 16   | 16    |           |
| TOTALS            | RPI 1-25 | RPI 26-50 | W-L RECORDS    | RPI 51-100 | RPI 101-150 | RPI 150+      |      |      |       |           |
| 17- 12            | 0- 1     | 0- 2      | OVERALL        | 1- 2       | 2- 5        | 14- 2         |      |      |       |           |
| 9- 5              | 0- 0     | 0- 1      | HOME           | 1- 0       | 1- 2        | 7- 2          |      |      |       |           |
| 8- 5              | 0- 0     | 0- 1      | AWAY           | 0- 2       | 1- 2        | 7- 0          |      |      |       |           |
| 0- 2              | 0- 1     | 0- 0      | NEUTRAL        | 0- 0       | 0- 1        | 0- 0          |      |      |       |           |
| 7- 4              | 0- 1     | 0- 0      | NON-CONFERENCE | 0- 1       | 1- 2        | 6- 0          |      |      |       |           |
| 4- 1              | 0- 0     | 0- 0      | HOME           | 0- 0       | 0- 1        | 4- 0          |      |      |       |           |
| 3- 1              | 0- 0     | 0- 0      | AWAY           | 0- 1       | 1- 0        | 2- 0          |      |      |       |           |
| 0- 2              | 0- 1     | 0- 0      | NEUTRAL        | 0- 0       | 0- 1        | 0- 0          |      |      |       |           |
| 10- 8             | 0- 0     | 0- 2      | CONFERENCE     | 1- 1       | 1- 3        | 8- 2          |      |      |       |           |
| 5- 4              | 0- 0     | 0- 1      | HOME           | 1- 0       | 1- 1        | 3- 2          |      |      |       |           |
| 5- 4              | 0- 0     | 0- 1      | AWAY           | 0- 1       | 0- 2        | 5- 0          |      |      |       |           |
| 0- 0              | 0- 0     | 0- 0      | NEUTRAL        | 0- 0       | 0- 0        | 0- 0          |      |      |       |           |

| RPI S                     | Opponent       | Score | RPI S | Opponent       | Score | RPI S | Opponent   | Score | RPI S | Opponent          | Score | Team's RPI: 163 |
|---------------------------|----------------|-------|-------|----------------|-------|-------|------------|-------|-------|-------------------|-------|-----------------|
| 18 N                      | Oregon St.     | 55 71 | 38 A  | Wichita St.    | 61 80 | 79 A  | Drake      | 66 81 | 109 H | Illinois          | 42 86 |                 |
|                           |                |       | 38 H  | Wichita St.    | 61 69 | 79 H  | Drake      | 81 76 | 113 N | Toledo            | 48 64 |                 |
|                           |                |       |       |                |       | 89 A  | Wright St. | 50 70 | 122 A | UNI               | 70 79 |                 |
|                           |                |       |       |                |       |       |            |       | 122 H | UNI               | 79 75 |                 |
|                           |                |       |       |                |       |       |            |       | 123 A | Missouri St.      | 57 61 |                 |
|                           |                |       |       |                |       |       |            |       | 123 H | Missouri St.      | 57 73 |                 |
|                           |                |       |       |                |       |       |            |       | 131 A | UT Martin         | 87 78 |                 |
|                           |                |       |       |                |       |       |            |       | 170 A | Indiana St.       | 76 58 |                 |
|                           |                |       |       |                |       |       |            |       | 170 H | Indiana St.       | 65 53 |                 |
|                           |                |       |       |                |       |       |            |       | 187 H | Memphis           | 82 75 |                 |
|                           |                |       |       |                |       |       |            |       | 191 H | Mercer            | 67 52 |                 |
|                           |                |       |       |                |       |       |            |       | 245 A | Morehead St.      | 75 66 |                 |
|                           |                |       |       |                |       |       |            |       | 251 A | Evansville        | 62 53 |                 |
|                           |                |       |       |                |       |       |            |       | 251 H | Evansville        | 58 63 |                 |
|                           |                |       |       |                |       |       |            |       | 260 A | Austin Peay       | 75 65 |                 |
|                           |                |       |       |                |       |       |            |       | 307 A | Loyola Chicago    | 74 70 |                 |
|                           |                |       |       |                |       |       |            |       | 307 H | Loyola Chicago    | 64 58 |                 |
|                           |                |       |       |                |       |       |            |       | 316 H | Southeast Mo. St. | 78 62 |                 |
|                           |                |       |       |                |       |       |            |       | 318 A | Bradley           | 72 66 |                 |
|                           |                |       |       |                |       |       |            |       | 318 H | Bradley           | 76 59 |                 |
|                           |                |       |       |                |       |       |            |       | 323 A | Illinois St.      | 65 56 |                 |
|                           |                |       |       |                |       |       |            |       | 323 H | Illinois St.      | 54 69 |                 |
|                           |                |       |       |                |       |       |            |       | 331 H | Murray St.        | 78 63 |                 |
| LAST 12 Division I GAMES: |                |       |       |                |       |       |            |       |       |                   |       |                 |
| 323 H                     | Illinois St.   | 54 69 | 251 A | Evansville     | 62 53 |       |            |       |       |                   |       |                 |
| 307 A                     | Loyola Chicago | 74 70 | 122 H | UNI            | 79 75 |       |            |       |       |                   |       |                 |
| 318 A                     | Bradley        | 72 66 | 79 H  | Drake          | 81 76 |       |            |       |       |                   |       |                 |
| 38 H                      | Wichita St.    | 61 69 | 318 H | Bradley        | 76 59 |       |            |       |       |                   |       |                 |
| 123 H                     | Missouri St.   | 57 73 | 307 H | Loyola Chicago | 64 58 |       |            |       |       |                   |       |                 |
| 170 A                     | Indiana St.    | 76 58 | 38 A  | Wichita St.    | 61 80 |       |            |       |       |                   |       |                 |

Non-Div I Games:

Southern Ill.

■ Loss, 
■ Non-Conf, 
■ S Site, 
■ H Home 
■ A Away 
N Neutral

|                   |          |           |                |            |             |               |      |      |       |           |
|-------------------|----------|-----------|----------------|------------|-------------|---------------|------|------|-------|-----------|
| Average RPI Win:  | 210      | WON-LOST  | WINNING        | LAST 10    | STRENGTH OF | OPP. STRENGTH | TEAM | ADJ. | CONF. | ADJ CONF. |
| Average RPI Loss: | 139      | RECORD    | PCT. RANK      | GAMES      | SCHEDULE    | OF SCHEDULE   | RPI  | RPI  | RPI   | RPI       |
| DIV. I ONLY       | 19- 9    | 70        | 8- 2           | 169        | 231         | 93            | 93   | 17   | 17    |           |
| DIV. I NON-CONF.  | 6- 4     | 132       | 0- 0           | 220        | 296         | 149           | 149  | 18   | 18    |           |
| TOTALS            | RPI 1-25 | RPI 26-50 | W-L RECORDS    | RPI 51-100 | RPI 101-150 | RPI 150+      |      |      |       |           |
| 19- 9             | 0- 1     | 1- 1      | OVERALL        | 2- 0       | 2- 2        | 14- 5         |      |      |       |           |
| 10- 4             | 0- 0     | 0- 1      | HOME           | 1- 0       | 1- 1        | 8- 2          |      |      |       |           |
| 9- 5              | 0- 1     | 1- 0      | AWAY           | 1- 0       | 1- 1        | 6- 3          |      |      |       |           |
| 0- 0              | 0- 0     | 0- 0      | NEUTRAL        | 0- 0       | 0- 0        | 0- 0          |      |      |       |           |
| 6- 4              | 0- 1     | 0- 1      | NON-CONFERENCE | 0- 0       | 0- 1        | 6- 1          |      |      |       |           |
| 4- 1              | 0- 0     | 0- 1      | HOME           | 0- 0       | 0- 0        | 4- 0          |      |      |       |           |
| 2- 3              | 0- 1     | 0- 0      | AWAY           | 0- 0       | 0- 1        | 2- 1          |      |      |       |           |
| 0- 0              | 0- 0     | 0- 0      | NEUTRAL        | 0- 0       | 0- 0        | 0- 0          |      |      |       |           |
| 13- 5             | 0- 0     | 1- 0      | CONFERENCE     | 2- 0       | 2- 1        | 8- 4          |      |      |       |           |
| 6- 3              | 0- 0     | 0- 0      | HOME           | 1- 0       | 1- 1        | 4- 2          |      |      |       |           |
| 7- 2              | 0- 0     | 1- 0      | AWAY           | 1- 0       | 1- 0        | 4- 2          |      |      |       |           |
| 0- 0              | 0- 0     | 0- 0      | NEUTRAL        | 0- 0       | 0- 0        | 0- 0          |      |      |       |           |

| RPI 1-25                  |   |          |       | RPI 26-50 |   |                 |       | RPI 51-100 |   |              |       | Team's RPI: 93 |   | RPI 101+     |       |                  |       |
|---------------------------|---|----------|-------|-----------|---|-----------------|-------|------------|---|--------------|-------|----------------|---|--------------|-------|------------------|-------|
| RPI                       | S | Opponent | Score | RPI       | S | Opponent        | Score | RPI        | S | Opponent     | Score |                |   | RPI          | S     | Opponent         | Score |
| 14                        | A | FGCU     | 62 78 | 29        | H | Mississippi St. | 46 73 | 66         | A | Middle Tenn. | 77 75 |                |   | 101          | A     | Ole Miss         | 66 68 |
|                           |   |          |       | 30        | A | Western Ky.     | 63 61 | 66         | H | Middle Tenn. | 70 65 |                |   | 121          | A     | Louisiana Tech   | 79 77 |
|                           |   |          |       |           |   |                 |       |            |   |              |       |                |   | 121          | H     | Louisiana Tech   | 64 67 |
|                           |   |          |       |           |   |                 |       |            |   |              |       |                |   | 128          | H     | Old Dominion     | 70 53 |
|                           |   |          |       |           |   |                 |       |            |   |              |       |                |   | 173          | A     | UTSA             | 61 59 |
|                           |   |          |       |           |   |                 |       |            |   |              |       |                |   | 173          | H     | UTSA             | 69 60 |
|                           |   |          |       |           |   |                 |       |            |   |              |       |                |   | 174          | H     | Charlotte        | 72 83 |
|                           |   |          |       |           |   |                 |       |            |   |              |       |                |   | 175          | A     | Marshall         | 65 67 |
|                           |   |          |       |           |   |                 |       |            |   |              |       |                |   | 181          | H     | N.C. A&T         | 72 48 |
|                           |   |          |       |           |   |                 |       |            |   |              |       |                |   | 182          | A     | UAB              | 49 62 |
|                           |   |          |       |           |   |                 |       |            |   |              |       |                |   | 182          | H     | UAB              | 44 39 |
|                           |   |          |       |           |   |                 |       |            |   |              |       |                |   | 210          | A     | Nicholls St.     | 89 57 |
|                           |   |          |       |           |   |                 |       |            |   |              |       |                |   | 211          | A     | McNeese St.      | 55 57 |
|                           |   |          |       |           |   |                 |       |            |   |              |       |                |   | 217          | A     | Fla. Atlantic    | 67 65 |
|                           |   |          |       |           |   |                 |       |            |   |              |       |                |   | 244          | A     | UTEP             | 66 60 |
|                           |   |          |       |           |   |                 |       |            |   |              |       |                |   | 244          | H     | UTEP             | 59 71 |
|                           |   |          |       |           |   |                 |       |            |   |              |       |                |   | 260          | H     | Austin Peay      | 80 71 |
|                           |   |          |       |           |   |                 |       |            |   |              |       |                |   | 266          | H     | Rice             | 65 54 |
|                           |   |          |       |           |   |                 |       |            |   |              |       |                |   | 317          | A     | South Ala.       | 64 53 |
|                           |   |          |       |           |   |                 |       |            |   |              |       |                |   | 330          | H     | North Texas      | 67 55 |
|                           |   |          |       |           |   |                 |       |            |   |              |       |                |   | 333          | A     | FIU              | 78 65 |
|                           |   |          |       |           |   |                 |       |            |   |              |       |                |   | 335          | H     | Tennessee Tech   | 80 58 |
|                           |   |          |       |           |   |                 |       |            |   |              |       |                |   | 349          | H     | Mississippi Val. | 69 51 |
| LAST 12 Division I GAMES: |   |          |       |           |   |                 |       |            |   |              |       |                |   |              |       |                  |       |
|                           |   |          |       | 121       | H | Louisiana Tech  | 64 67 |            |   |              |       | 333            | A | FIU          | 78 65 |                  |       |
|                           |   |          |       | 244       | A | UTEP            | 66 60 |            |   |              |       | 182            | H | UAB          | 44 39 |                  |       |
|                           |   |          |       | 173       | A | UTSA            | 61 59 |            |   |              |       | 66             | H | Middle Tenn. | 70 65 |                  |       |
|                           |   |          |       | 174       | H | Charlotte       | 72 83 |            |   |              |       | 30             | A | Western Ky.  | 63 61 |                  |       |
|                           |   |          |       | 128       | H | Old Dominion    | 70 53 |            |   |              |       | 175            | A | Marshall     | 65 67 |                  |       |
|                           |   |          |       | 217       | A | Fla. Atlantic   | 67 65 |            |   |              |       | 330            | H | North Texas  | 67 55 |                  |       |

Non-Div I Games: William Carey 98 45

Southern Miss.

■ Loss, 
 ■ Non-Conf, S Site, 
 ■ Home 
 ■ Away 
 N Neutral

|                   |          |           |                |            |             |               |      |      |       |           |
|-------------------|----------|-----------|----------------|------------|-------------|---------------|------|------|-------|-----------|
| Average RPI Win:  | 309      | WON-LOST  | WINNING        | LAST 10    | STRENGTH OF | OPP. STRENGTH | TEAM | ADJ. | CONF. | ADJ CONF. |
| Average RPI Loss: | 179      | RECORD    | PCT. RANK      | GAMES      | SCHEDULE    | OF SCHEDULE   | RPI  | RPI  | RPI   | RPI       |
| DIV. I ONLY       | 16- 11   | 110       | 9- 1           | 347        | 330         | 230           | 230  | 32   | 32    |           |
| DIV. I NON-CONF.  | 1- 8     | 322       | 0- 0           | 317        | 59          | 339           | 339  | 32   | 32    |           |
| TOTALS            | RPI 1-25 | RPI 26-50 | W-L RECORDS    | RPI 51-100 | RPI 101-150 | RPI 150+      |      |      |       |           |
| 16- 11            | 0- 1     | 0- 1      | OVERALL        | 0- 0       | 0- 2        | 16- 7         |      |      |       |           |
| 9- 1              | 0- 0     | 0- 0      | HOME           | 0- 0       | 0- 0        | 9- 1          |      |      |       |           |
| 7- 9              | 0- 1     | 0- 1      | AWAY           | 0- 0       | 0- 2        | 7- 5          |      |      |       |           |
| 0- 1              | 0- 0     | 0- 0      | NEUTRAL        | 0- 0       | 0- 0        | 0- 1          |      |      |       |           |
| 1- 8              | 0- 1     | 0- 1      | NON-CONFERENCE | 0- 0       | 0- 2        | 1- 4          |      |      |       |           |
| 1- 0              | 0- 0     | 0- 0      | HOME           | 0- 0       | 0- 0        | 1- 0          |      |      |       |           |
| 0- 7              | 0- 1     | 0- 1      | AWAY           | 0- 0       | 0- 2        | 0- 3          |      |      |       |           |
| 0- 1              | 0- 0     | 0- 0      | NEUTRAL        | 0- 0       | 0- 0        | 0- 1          |      |      |       |           |
| 15- 3             | 0- 0     | 0- 0      | CONFERENCE     | 0- 0       | 0- 0        | 15- 3         |      |      |       |           |
| 8- 1              | 0- 0     | 0- 0      | HOME           | 0- 0       | 0- 0        | 8- 1          |      |      |       |           |
| 7- 2              | 0- 0     | 0- 0      | AWAY           | 0- 0       | 0- 0        | 7- 2          |      |      |       |           |
| 0- 0              | 0- 0     | 0- 0      | NEUTRAL        | 0- 0       | 0- 0        | 0- 0          |      |      |       |           |

| RPI                       | S | Opponent         | Score | RPI | S | Opponent        | Score  | RPI | S | Opponent | Score | RPI | S | Opponent         | Score | Team's RPI: 230 |
|---------------------------|---|------------------|-------|-----|---|-----------------|--------|-----|---|----------|-------|-----|---|------------------|-------|-----------------|
| 21                        | A | Texas            | 42 80 | 43  | A | Minnesota       | 62 107 |     |   |          |       | 101 | A | Ole Miss         | 68 91 |                 |
|                           |   |                  |       |     |   |                 |        |     |   |          |       | 109 | A | Illinois         | 42 62 |                 |
|                           |   |                  |       |     |   |                 |        |     |   |          |       | 161 | A | Florida          | 49 78 |                 |
|                           |   |                  |       |     |   |                 |        |     |   |          |       | 190 | A | Texas Southern   | 0 2   |                 |
|                           |   |                  |       |     |   |                 |        |     |   |          |       | 190 | H | Texas Southern   | 48 62 |                 |
|                           |   |                  |       |     |   |                 |        |     |   |          |       | 214 | A | Arizona          | 45 56 |                 |
|                           |   |                  |       |     |   |                 |        |     |   |          |       | 247 | A | Prairie View     | 78 50 |                 |
|                           |   |                  |       |     |   |                 |        |     |   |          |       | 247 | H | Prairie View     | 67 51 |                 |
|                           |   |                  |       |     |   |                 |        |     |   |          |       | 276 | A | Jackson St.      | 77 61 |                 |
|                           |   |                  |       |     |   |                 |        |     |   |          |       | 276 | H | Jackson St.      | 82 60 |                 |
|                           |   |                  |       |     |   |                 |        |     |   |          |       | 277 | A | Alabama St.      | 53 49 |                 |
|                           |   |                  |       |     |   |                 |        |     |   |          |       | 277 | H | Alabama St.      | 72 58 |                 |
|                           |   |                  |       |     |   |                 |        |     |   |          |       | 295 | N | Ga. Southern     | 52 68 |                 |
|                           |   |                  |       |     |   |                 |        |     |   |          |       | 312 | A | Grambling        | 56 57 |                 |
|                           |   |                  |       |     |   |                 |        |     |   |          |       | 312 | H | Grambling        | 80 52 |                 |
|                           |   |                  |       |     |   |                 |        |     |   |          |       | 313 | A | Alcorn           | 59 51 |                 |
|                           |   |                  |       |     |   |                 |        |     |   |          |       | 313 | H | Alcorn           | 76 55 |                 |
|                           |   |                  |       |     |   |                 |        |     |   |          |       | 332 | A | Southeastern La. | 76 79 |                 |
|                           |   |                  |       |     |   |                 |        |     |   |          |       | 336 | H | Florida A&M      | 80 69 |                 |
|                           |   |                  |       |     |   |                 |        |     |   |          |       | 337 | A | Ark.-Pine Bluff  | 72 47 |                 |
|                           |   |                  |       |     |   |                 |        |     |   |          |       | 337 | H | Ark.-Pine Bluff  | 69 42 |                 |
|                           |   |                  |       |     |   |                 |        |     |   |          |       | 346 | A | Alabama A&M      | 77 55 |                 |
|                           |   |                  |       |     |   |                 |        |     |   |          |       | 346 | H | Alabama A&M      | 84 53 |                 |
|                           |   |                  |       |     |   |                 |        |     |   |          |       | 349 | A | Mississippi Val. | 59 50 |                 |
|                           |   |                  |       |     |   |                 |        |     |   |          |       | 349 | H | Mississippi Val. | 70 51 |                 |
| LAST 12 Division I GAMES: |   |                  |       |     |   |                 |        |     |   |          |       |     |   |                  |       |                 |
| 190                       | A | Texas Southern   | 0 2   | 337 | A | Ark.-Pine Bluff | 72 47  |     |   |          |       |     |   |                  |       |                 |
| 247                       | A | Prairie View     | 78 50 | 276 | H | Jackson St.     | 82 60  |     |   |          |       |     |   |                  |       |                 |
| 313                       | H | Alcorn           | 76 55 | 312 | H | Grambling       | 80 52  |     |   |          |       |     |   |                  |       |                 |
| 277                       | H | Alabama St.      | 72 58 | 313 | A | Alcorn          | 59 51  |     |   |          |       |     |   |                  |       |                 |
| 346                       | H | Alabama A&M      | 84 53 | 277 | A | Alabama St.     | 53 49  |     |   |          |       |     |   |                  |       |                 |
| 349                       | A | Mississippi Val. | 59 50 | 346 | A | Alabama A&M     | 77 55  |     |   |          |       |     |   |                  |       |                 |

Non-Div I Games: Mobile 85 50

Southern U.

■ Loss, 
 ■ Non-Conf, S Site, 
 ■ Home 
 ■ Away 
 N Neutral



## Southern Utah

Through Games Of March 10, 2015

|                   |          |           |                |            |             |               |      |      |       |           |
|-------------------|----------|-----------|----------------|------------|-------------|---------------|------|------|-------|-----------|
| Average RPI Win:  | 250      | WON-LOST  | WINNING        | LAST 10    | STRENGTH OF | OPP. STRENGTH | TEAM | ADJ. | CONF. | ADJ CONF. |
| Average RPI Loss: | 172      | RECORD    | PCT. RANK      | GAMES      | SCHEDULE    | OF SCHEDULE   | RPI  | RPI  | RPI   | RPI       |
| DIV. I ONLY       | 11- 15   | 229       | 2- 8           | 280        | 265         | 254           | 254  | 21   | 21    |           |
| DIV. I NON-CONF.  | 5- 3     | 122       | 0- 0           | 215        | 321         | 158           | 158  | 21   | 21    |           |
| TOTALS            | RPI 1-25 | RPI 26-50 | W-L RECORDS    | RPI 51-100 | RPI 101-150 | RPI 150+      |      |      |       |           |
| 11- 15            | 0- 0     | 0- 1      | OVERALL        | 0- 1       | 1- 6        | 10- 7         |      |      |       |           |
| 8- 5              | 0- 0     | 0- 0      | HOME           | 0- 1       | 1- 3        | 7- 1          |      |      |       |           |
| 3- 9              | 0- 0     | 0- 1      | AWAY           | 0- 0       | 0- 3        | 3- 5          |      |      |       |           |
| 0- 1              | 0- 0     | 0- 0      | NEUTRAL        | 0- 0       | 0- 0        | 0- 1          |      |      |       |           |
| 5- 3              | 0- 0     | 0- 1      | NON-CONFERENCE | 0- 0       | 1- 1        | 4- 1          |      |      |       |           |
| 3- 1              | 0- 0     | 0- 0      | HOME           | 0- 0       | 1- 1        | 2- 0          |      |      |       |           |
| 2- 1              | 0- 0     | 0- 1      | AWAY           | 0- 0       | 0- 0        | 2- 0          |      |      |       |           |
| 0- 1              | 0- 0     | 0- 0      | NEUTRAL        | 0- 0       | 0- 0        | 0- 1          |      |      |       |           |
| 6- 12             | 0- 0     | 0- 0      | CONFERENCE     | 0- 1       | 0- 5        | 6- 6          |      |      |       |           |
| 5- 4              | 0- 0     | 0- 0      | HOME           | 0- 1       | 0- 2        | 5- 1          |      |      |       |           |
| 1- 8              | 0- 0     | 0- 0      | AWAY           | 0- 0       | 0- 3        | 1- 5          |      |      |       |           |
| 0- 0              | 0- 0     | 0- 0      | NEUTRAL        | 0- 0       | 0- 0        | 0- 0          |      |      |       |           |

| RPI 1-25                  |   |          |       | RPI 26-50 |   |                |        | RPI 51-100 |   |                |       | RPI 101+ |   |                |        | Team's RPI: 254 |
|---------------------------|---|----------|-------|-----------|---|----------------|--------|------------|---|----------------|-------|----------|---|----------------|--------|-----------------|
| RPI                       | S | Opponent | Score | RPI       | S | Opponent       | Score  | RPI        | S | Opponent       | Score | RPI      | S | Opponent       | Score  |                 |
|                           |   |          |       | 39        | A | Gonzaga        | 51 70  | 98         | H | Montana        | 37 59 | 126      | H | Boise St.      | 66 64  |                 |
|                           |   |          |       |           |   |                |        |            |   |                |       | 133      | A | Sacramento St. | 73 107 |                 |
|                           |   |          |       |           |   |                |        |            |   |                |       | 133      | H | Sacramento St. | 67 69  |                 |
|                           |   |          |       |           |   |                |        |            |   |                |       | 134      | A | Eastern Wash.  | 67 88  |                 |
|                           |   |          |       |           |   |                |        |            |   |                |       | 135      | H | New Mexico St. | 64 81  |                 |
|                           |   |          |       |           |   |                |        |            |   |                |       | 138      | A | Northern Colo. | 58 87  |                 |
|                           |   |          |       |           |   |                |        |            |   |                |       | 138      | H | Northern Colo. | 66 88  |                 |
|                           |   |          |       |           |   |                |        |            |   |                |       | 162      | H | Montana St.    | 74 69  |                 |
|                           |   |          |       |           |   |                |        |            |   |                |       | 167      | N | UC Davis       | 53 76  |                 |
|                           |   |          |       |           |   |                |        |            |   |                |       | 177      | A | North Dakota   | 52 67  |                 |
|                           |   |          |       |           |   |                |        |            |   |                |       | 177      | H | North Dakota   | 73 66  |                 |
|                           |   |          |       |           |   |                |        |            |   |                |       | 193      | A | Idaho          | 49 76  |                 |
|                           |   |          |       |           |   |                |        |            |   |                |       | 232      | H | UNLV           | 93 84  |                 |
|                           |   |          |       |           |   |                |        |            |   |                |       | 240      | A | Idaho St.      | 68 61  |                 |
|                           |   |          |       |           |   |                |        |            |   |                |       | 240      | H | Idaho St.      | 76 75  |                 |
|                           |   |          |       |           |   |                |        |            |   |                |       | 258      | A | Weber St.      | 39 60  |                 |
|                           |   |          |       |           |   |                |        |            |   |                |       | 258      | H | Weber St.      | 48 50  |                 |
|                           |   |          |       |           |   |                |        |            |   |                |       | 262      | A | Northern Ariz. | 64 73  |                 |
|                           |   |          |       |           |   |                |        |            |   |                |       | 262      | H | Northern Ariz. | 63 53  |                 |
|                           |   |          |       |           |   |                |        |            |   |                |       | 311      | A | Portland St.   | 65 80  |                 |
|                           |   |          |       |           |   |                |        |            |   |                |       | 311      | H | Portland St.   | 86 74  |                 |
|                           |   |          |       |           |   |                |        |            |   |                |       | 326      | A | Utah Valley    | 76 72  |                 |
|                           |   |          |       |           |   |                |        |            |   |                |       | 326      | H | Utah Valley    | 66 61  |                 |
|                           |   |          |       |           |   |                |        |            |   |                |       | 344      | A | Air Force      | 73 57  |                 |
| LAST 12 Division I GAMES: |   |          |       |           |   |                |        |            |   |                |       |          |   |                |        |                 |
|                           |   |          |       | 311       | A | Portland St.   | 65 80  | 240        | H | Idaho St.      | 76 75 |          |   |                |        |                 |
|                           |   |          |       | 133       | A | Sacramento St. | 73 107 | 258        | H | Weber St.      | 48 50 |          |   |                |        |                 |
|                           |   |          |       | 177       | H | North Dakota   | 73 66  | 138        | A | Northern Colo. | 58 87 |          |   |                |        |                 |
|                           |   |          |       | 138       | H | Northern Colo. | 66 88  | 177        | A | North Dakota   | 52 67 |          |   |                |        |                 |
|                           |   |          |       | 193       | A | Idaho          | 49 76  | 262        | A | Northern Ariz. | 64 73 |          |   |                |        |                 |
|                           |   |          |       | 134       | A | Eastern Wash.  | 67 88  | 98         | H | Montana        | 37 59 |          |   |                |        |                 |

Non-Div I Games: N.M. Highlands 82 64 Westminster (UT) 74 72

Southern Utah

Loss, Non-Conf, S Site, H Home A Away N Neutral

## St. Bonaventure

Through Games Of March 10, 2015

| Average RPI Win:  | 225      | WON-LOST  | WINNING        | LAST 10    | STRENGTH OF | OPP. STRENGTH | TEAM | ADJ. | CONF. | ADJ CONF. |
|-------------------|----------|-----------|----------------|------------|-------------|---------------|------|------|-------|-----------|
| Average RPI Loss: | 98       | RECORD    | PCT. RANK      | GAMES      | SCHEDULE    | OF SCHEDULE   | RPI  | RPI  | RPI   | RPI       |
| DIV. I ONLY       | 15- 15   | 173       | 4- 6           | 207        | 83          | 165           | 165  | 6    | 6     |           |
| DIV. I NON-CONF.  | 10- 3    | 52        | 0- 0           | 316        | 170         | 97            | 97   | 6    | 6     |           |
| TOTALS            | RPI 1-25 | RPI 26-50 | W-L RECORDS    | RPI 51-100 | RPI 101-150 | RPI 150+      |      |      |       |           |
| 15- 15            | 0- 2     | 0- 3      | OVERALL        | 1- 4       | 1- 3        | 13- 3         |      |      |       |           |
| 7- 5              | 0- 1     | 0- 1      | HOME           | 0- 1       | 1- 1        | 6- 1          |      |      |       |           |
| 7- 9              | 0- 1     | 0- 2      | AWAY           | 0- 3       | 0- 2        | 7- 1          |      |      |       |           |
| 1- 1              | 0- 0     | 0- 0      | NEUTRAL        | 1- 0       | 0- 0        | 0- 1          |      |      |       |           |
| 10- 3             | 0- 0     | 0- 1      | NON-CONFERENCE | 1- 0       | 0- 2        | 9- 0          |      |      |       |           |
| 4- 0              | 0- 0     | 0- 0      | HOME           | 0- 0       | 0- 0        | 4- 0          |      |      |       |           |
| 5- 3              | 0- 0     | 0- 1      | AWAY           | 0- 0       | 0- 2        | 5- 0          |      |      |       |           |
| 1- 0              | 0- 0     | 0- 0      | NEUTRAL        | 1- 0       | 0- 0        | 0- 0          |      |      |       |           |
| 5- 12             | 0- 2     | 0- 2      | CONFERENCE     | 0- 4       | 1- 1        | 4- 3          |      |      |       |           |
| 3- 5              | 0- 1     | 0- 1      | HOME           | 0- 1       | 1- 1        | 2- 1          |      |      |       |           |
| 2- 6              | 0- 1     | 0- 1      | AWAY           | 0- 3       | 0- 0        | 2- 1          |      |      |       |           |
| 0- 1              | 0- 0     | 0- 0      | NEUTRAL        | 0- 0       | 0- 0        | 0- 1          |      |      |       |           |

| RPI                       | S | Opponent          | Score | RPI | S | Opponent       | Score | RPI | S | Opponent       | Score | RPI | S | Opponent       | Score | Team's RPI: 165 |
|---------------------------|---|-------------------|-------|-----|---|----------------|-------|-----|---|----------------|-------|-----|---|----------------|-------|-----------------|
| 11                        | A | George Washington | 48 70 | 28  | A | James Madison  | 43 76 | 65  | N | Drexel         | 43 32 | 113 | A | Toledo         | 58 64 |                 |
| 13                        | H | Dayton            | 70 86 | 48  | A | Duquesne       | 43 51 | 73  | A | Fordham        | 51 54 | 129 | H | Rhode Island   | 73 59 |                 |
|                           |   |                   |       | 48  | H | Duquesne       | 63 76 | 73  | H | Fordham        | 62 72 | 136 | A | Buffalo        | 44 51 |                 |
|                           |   |                   |       |     |   |                |       | 86  | A | Saint Joseph's | 48 66 | 141 | H | VCU            | 51 61 |                 |
|                           |   |                   |       |     |   |                |       | 90  | A | Richmond       | 61 67 | 151 | A | Saint Louis    | 57 55 |                 |
|                           |   |                   |       |     |   |                |       |     |   |                |       | 184 | H | La Salle       | 53 66 |                 |
|                           |   |                   |       |     |   |                |       |     |   |                |       | 192 | A | Massachusetts  | 77 57 |                 |
|                           |   |                   |       |     |   |                |       |     |   |                |       | 192 | H | Massachusetts  | 65 53 |                 |
|                           |   |                   |       |     |   |                |       |     |   |                |       | 192 | N | Massachusetts  | 49 55 |                 |
|                           |   |                   |       |     |   |                |       |     |   |                |       | 223 | A | Detroit        | 68 56 |                 |
|                           |   |                   |       |     |   |                |       |     |   |                |       | 227 | A | Penn St.       | 56 54 |                 |
|                           |   |                   |       |     |   |                |       |     |   |                |       | 231 | A | Brown          | 58 56 |                 |
|                           |   |                   |       |     |   |                |       |     |   |                |       | 235 | A | George Mason   | 55 68 |                 |
|                           |   |                   |       |     |   |                |       |     |   |                |       | 239 | A | Niagara        | 72 60 |                 |
|                           |   |                   |       |     |   |                |       |     |   |                |       | 261 | H | Canisius       | 62 46 |                 |
|                           |   |                   |       |     |   |                |       |     |   |                |       | 263 | H | Colgate        | 65 49 |                 |
|                           |   |                   |       |     |   |                |       |     |   |                |       | 264 | H | Davidson       | 72 56 |                 |
|                           |   |                   |       |     |   |                |       |     |   |                |       | 300 | A | Georgetown     | 70 64 |                 |
|                           |   |                   |       |     |   |                |       |     |   |                |       | 309 | H | UNC Greensboro | 78 60 |                 |
|                           |   |                   |       |     |   |                |       |     |   |                |       | 324 | H | Binghamton     | 72 54 |                 |
| LAST 12 Division I GAMES: |   |                   |       |     |   |                |       |     |   |                |       |     |   |                |       |                 |
| 192                       | N | Massachusetts     | 49 55 | 129 | H | Rhode Island   | 73 59 |     |   |                |       |     |   |                |       |                 |
| 48                        | A | Duquesne          | 43 51 | 73  | A | Fordham        | 51 54 |     |   |                |       |     |   |                |       |                 |
| 184                       | H | La Salle          | 53 66 | 192 | A | Massachusetts  | 77 57 |     |   |                |       |     |   |                |       |                 |
| 264                       | H | Davidson          | 72 56 | 48  | H | Duquesne       | 63 76 |     |   |                |       |     |   |                |       |                 |
| 151                       | A | Saint Louis       | 57 55 | 86  | A | Saint Joseph's | 48 66 |     |   |                |       |     |   |                |       |                 |
| 11                        | A | George Washington | 48 70 | 141 | H | VCU            | 51 61 |     |   |                |       |     |   |                |       |                 |

Non-Div I Games:

St. Bonaventure

■ Loss, 
 ■ Non-Conf, 
 ■ S Site, 
 ■ Home 
 ■ A Away 
 N Neutral

|                   |          |           |                |            |             |               |      |      |       |           |
|-------------------|----------|-----------|----------------|------------|-------------|---------------|------|------|-------|-----------|
| Average RPI Win:  | 275      | WON-LOST  | WINNING        | LAST 10    | STRENGTH OF | OPP. STRENGTH | TEAM | ADJ. | CONF. | ADJ CONF. |
| Average RPI Loss: | 198      | RECORD    | PCT. RANK      | GAMES      | SCHEDULE    | OF SCHEDULE   | RPI  | RPI  | RPI   | RPI       |
| DIV. I ONLY       | 13- 18   | 231       | 7- 3           | 303        | 311         | 268           | 268  | 29   | 29    |           |
| DIV. I NON-CONF.  | 3- 9     | 281       | 0- 0           | 265        | 265         | 305           | 305  | 28   | 28    |           |
| TOTALS            | RPI 1-25 | RPI 26-50 | W-L RECORDS    | RPI 51-100 | RPI 101-150 | RPI 150+      |      |      |       |           |
| 13- 18            | 0- 0     | 0- 0      | OVERALL        | 0- 4       | 1- 3        | 12- 11        |      |      |       |           |
| 6- 7              | 0- 0     | 0- 0      | HOME           | 0- 1       | 0- 2        | 6- 4          |      |      |       |           |
| 5- 9              | 0- 0     | 0- 0      | AWAY           | 0- 2       | 1- 1        | 4- 6          |      |      |       |           |
| 2- 2              | 0- 0     | 0- 0      | NEUTRAL        | 0- 1       | 0- 0        | 2- 1          |      |      |       |           |
| 3- 9              | 0- 0     | 0- 0      | NON-CONFERENCE | 0- 4       | 0- 0        | 3- 5          |      |      |       |           |
| 1- 3              | 0- 0     | 0- 0      | HOME           | 0- 1       | 0- 0        | 1- 2          |      |      |       |           |
| 0- 4              | 0- 0     | 0- 0      | AWAY           | 0- 2       | 0- 0        | 0- 2          |      |      |       |           |
| 2- 2              | 0- 0     | 0- 0      | NEUTRAL        | 0- 1       | 0- 0        | 2- 1          |      |      |       |           |
| 10- 9             | 0- 0     | 0- 0      | CONFERENCE     | 0- 0       | 1- 3        | 9- 6          |      |      |       |           |
| 5- 4              | 0- 0     | 0- 0      | HOME           | 0- 0       | 0- 2        | 5- 2          |      |      |       |           |
| 5- 5              | 0- 0     | 0- 0      | AWAY           | 0- 0       | 1- 1        | 4- 4          |      |      |       |           |
| 0- 0              | 0- 0     | 0- 0      | NEUTRAL        | 0- 0       | 0- 0        | 0- 0          |      |      |       |           |

| RPI S                     | Opponent | Score               | RPI S | Opponent | Score | RPI S | Opponent          | Score | RPI S | Opponent              | Score | Team's RPI: 268 |
|---------------------------|----------|---------------------|-------|----------|-------|-------|-------------------|-------|-------|-----------------------|-------|-----------------|
|                           |          |                     |       |          |       | 83    | A Albany (NY)     | 47 90 | 143   | A Bryant              | 62 52 |                 |
|                           |          |                     |       |          |       | 86    | N Saint Joseph's  | 42 64 | 143   | H Bryant              | 53 65 |                 |
|                           |          |                     |       |          |       | 87    | H Georgia Tech    | 59 65 | 146   | A Central Conn. St.   | 43 61 |                 |
|                           |          |                     |       |          |       | 96    | A Army            | 55 61 | 146   | H Central Conn. St.   | 49 51 |                 |
|                           |          |                     |       |          |       |       |                   |       | 177   | N North Dakota        | 63 70 |                 |
|                           |          |                     |       |          |       |       |                   |       | 188   | H Stony Brook         | 57 55 |                 |
|                           |          |                     |       |          |       |       |                   |       | 203   | A Robert Morris       | 64 67 |                 |
|                           |          |                     |       |          |       |       |                   |       | 203   | H Robert Morris       | 64 69 |                 |
|                           |          |                     |       |          |       |       |                   |       | 213   | H Lafayette           | 51 73 |                 |
|                           |          |                     |       |          |       |       |                   |       | 218   | A UMass Lowell        | 62 64 |                 |
|                           |          |                     |       |          |       |       |                   |       | 219   | A Sacred Heart        | 77 59 |                 |
|                           |          |                     |       |          |       |       |                   |       | 219   | A Sacred Heart        | 55 71 |                 |
|                           |          |                     |       |          |       |       |                   |       | 219   | H Sacred Heart        | 77 53 |                 |
|                           |          |                     |       |          |       |       |                   |       | 278   | N Rider               | 71 60 |                 |
|                           |          |                     |       |          |       |       |                   |       | 298   | A NJIT                | 50 57 |                 |
|                           |          |                     |       |          |       |       |                   |       | 301   | A Fairleigh Dickinson | 72 61 |                 |
|                           |          |                     |       |          |       |       |                   |       | 301   | H Fairleigh Dickinson | 57 60 |                 |
|                           |          |                     |       |          |       |       |                   |       | 303   | H Vermont             | 61 63 |                 |
|                           |          |                     |       |          |       |       |                   |       | 308   | A LIU Brooklyn        | 73 49 |                 |
|                           |          |                     |       |          |       |       |                   |       | 308   | H LIU Brooklyn        | 62 53 |                 |
|                           |          |                     |       |          |       |       |                   |       | 319   | A Saint Francis (PA)  | 70 55 |                 |
|                           |          |                     |       |          |       |       |                   |       | 319   | H Saint Francis (PA)  | 71 55 |                 |
|                           |          |                     |       |          |       |       |                   |       | 320   | A Mt. St. Mary's      | 48 56 |                 |
|                           |          |                     |       |          |       |       |                   |       | 320   | H Mt. St. Mary's      | 52 46 |                 |
|                           |          |                     |       |          |       |       |                   |       | 325   | A Wagner              | 60 63 |                 |
|                           |          |                     |       |          |       |       |                   |       | 325   | H Wagner              | 67 55 |                 |
| LAST 12 Division I GAMES: |          |                     |       |          |       |       |                   |       |       |                       |       |                 |
| 219                       | A        | Sacred Heart        | 77    | 59       | 219   | H     | Sacred Heart      | 77    | 53    |                       |       |                 |
| 308                       | A        | LIU Brooklyn        | 73    | 49       | 146   | A     | Central Conn. St. | 43    | 61    |                       |       |                 |
| 143                       | A        | Bryant              | 62    | 52       | 325   | A     | Wagner            | 60    | 63    |                       |       |                 |
| 301                       | H        | Fairleigh Dickinson | 57    | 60       | 320   | H     | Mt. St. Mary's    | 52    | 46    |                       |       |                 |
| 319                       | H        | Saint Francis (PA)  | 71    | 55       | 308   | H     | LIU Brooklyn      | 62    | 53    |                       |       |                 |
| 325                       | H        | Wagner              | 67    | 55       | 146   | H     | Central Conn. St. | 49    | 51    |                       |       |                 |

Non-Div I Games:

St. Francis Brooklyn

■ Loss, 
 ■ Non-Conf, 
 ■ S Site, 
 ■ Home 
 ■ A Away 
 N Neutral

S  
t  
.  
F  
r  
a  
n  
c  
i  
s  
B  
r  
o  
o  
k  
l  
y  
n

St. Francis Brooklyn  
RPI S Opponent Score

Through Games Of March 10, 2015

| RPI | S | Opponent      | Score |
|-----|---|---------------|-------|
| 327 | N | Saint Peter's | 48 36 |

St. Francis Brooklyn

S  
t  
.  
F  
r  
a  
n  
c  
i  
s  
B  
r  
o  
o  
k  
l  
y  
n

|                   |               |           |                |            |             |               |           |           |           |           |
|-------------------|---------------|-----------|----------------|------------|-------------|---------------|-----------|-----------|-----------|-----------|
| Average RPI Win:  | <b>193</b>    | WON-LOST  | WINNING        | LAST 10    | STRENGTH OF | OPP. STRENGTH | TEAM      | ADJ.      | CONF.     | ADJ CONF. |
| Average RPI Loss: | <b>83</b>     | RECORD    | PCT. RANK      | GAMES      | SCHEDULE    | OF SCHEDULE   | RPI       | RPI       | RPI       | RPI       |
| DIV. I ONLY       | <b>21- 10</b> | <b>73</b> | <b>6- 4</b>    | <b>125</b> | <b>96</b>   | <b>85</b>     | <b>85</b> | <b>10</b> | <b>10</b> |           |
| DIV. I NON-CONF.  | <b>9- 2</b>   | <b>35</b> | <b>0- 0</b>    | <b>172</b> | <b>151</b>  | <b>74</b>     | <b>74</b> | <b>9</b>  | <b>9</b>  |           |
| TOTALS            | RPI 1-25      | RPI 26-50 | W-L RECORDS    | RPI 51-100 | RPI 101-150 | RPI 150+      |           |           |           |           |
| 21- 10            | 0- 1          | 2- 4      | OVERALL        | 3- 2       | 4- 1        | 12- 2         |           |           |           |           |
| 12- 4             | 0- 0          | 1- 1      | HOME           | 1- 1       | 1- 1        | 9- 1          |           |           |           |           |
| 8- 4              | 0- 0          | 1- 2      | AWAY           | 1- 1       | 3- 0        | 3- 1          |           |           |           |           |
| 1- 2              | 0- 1          | 0- 1      | NEUTRAL        | 1- 0       | 0- 0        | 0- 0          |           |           |           |           |
| 9- 2              | 0- 1          | 1- 0      | NON-CONFERENCE | 0- 0       | 3- 0        | 5- 1          |           |           |           |           |
| 6- 1              | 0- 0          | 0- 0      | HOME           | 0- 0       | 1- 0        | 5- 1          |           |           |           |           |
| 3- 0              | 0- 0          | 1- 0      | AWAY           | 0- 0       | 2- 0        | 0- 0          |           |           |           |           |
| 0- 1              | 0- 1          | 0- 0      | NEUTRAL        | 0- 0       | 0- 0        | 0- 0          |           |           |           |           |
| 12- 8             | 0- 0          | 1- 4      | CONFERENCE     | 3- 2       | 1- 1        | 7- 1          |           |           |           |           |
| 6- 3              | 0- 0          | 1- 1      | HOME           | 1- 1       | 0- 1        | 4- 0          |           |           |           |           |
| 5- 4              | 0- 0          | 0- 2      | AWAY           | 1- 1       | 1- 0        | 3- 1          |           |           |           |           |
| 1- 1              | 0- 0          | 0- 1      | NEUTRAL        | 1- 0       | 0- 0        | 0- 0          |           |           |           |           |

| RPI S                     | Opponent | Score        | RPI S | Opponent   | Score        | RPI S | Opponent   | Score        | Team's RPI: 85 | RPI S | Opponent    | Score        |
|---------------------------|----------|--------------|-------|------------|--------------|-------|------------|--------------|----------------|-------|-------------|--------------|
| 5 N                       | UConn    | 54 <b>70</b> | 26 A  | South Fla. | 55 52        | 76 A  | Villanova  | 69 <b>81</b> |                | 115 A | Marist      | 49 48        |
|                           |          |              | 37 A  | DePaul     | 55 <b>82</b> | 76 H  | Villanova  | 56 51        |                | 124 A | Yale        | 61 50        |
|                           |          |              | 37 H  | DePaul     | 75 <b>84</b> | 88 A  | Creighton  | 61 38        |                | 144 A | Butler      | 60 49        |
|                           |          |              | 40 A  | Seton Hall | 73 <b>78</b> | 88 H  | Creighton  | 50 <b>75</b> |                | 144 H | Butler      | 50 <b>55</b> |
|                           |          |              | 40 H  | Seton Hall | 59 50        | 88 N  | Creighton  | 57 54        |                | 150 H | Auburn      | 56 49        |
|                           |          |              | 40 N  | Seton Hall | 60 <b>72</b> |       |            |              |                | 161 H | Florida     | 72 66        |
|                           |          |              |       |            |              |       |            |              |                | 170 H | Indiana St. | 67 <b>73</b> |
|                           |          |              |       |            |              |       |            |              |                | 189 A | Xavier      | 61 <b>74</b> |
|                           |          |              |       |            |              |       |            |              |                | 189 H | Xavier      | 65 42        |
|                           |          |              |       |            |              |       |            |              |                | 247 A | Marquette   | 64 52        |
|                           |          |              |       |            |              |       |            |              |                | 247 H | Marquette   | 67 52        |
|                           |          |              |       |            |              |       |            |              |                | 269 A | Providence  | 68 52        |
|                           |          |              |       |            |              |       |            |              |                | 269 H | Providence  | 70 49        |
|                           |          |              |       |            |              |       |            |              |                | 271 H | UCF         | 62 48        |
|                           |          |              |       |            |              |       |            |              |                | 298 H | NJIT        | 66 42        |
|                           |          |              |       |            |              |       |            |              |                | 300 A | Georgetown  | 74 57        |
|                           |          |              |       |            |              |       |            |              |                | 300 H | Georgetown  | 75 61        |
|                           |          |              |       |            |              |       |            |              |                | 324 H | Binghamton  | 67 51        |
|                           |          |              |       |            |              |       |            |              |                | 325 H | Wagner      | 71 49        |
| LAST 12 Division I GAMES: |          |              |       |            |              |       |            |              |                |       |             |              |
|                           |          |              | 40 N  | Seton Hall | 60 <b>72</b> | 37 A  | DePaul     | 55 <b>82</b> |                |       |             |              |
|                           |          |              | 88 N  | Creighton  | 57 54        | 247 A | Marquette  | 64 52        |                |       |             |              |
|                           |          |              | 189 A | Xavier     | 61 <b>74</b> | 269 H | Providence | 70 49        |                |       |             |              |
|                           |          |              | 144 A | Butler     | 60 49        | 88 H  | Creighton  | 50 <b>75</b> |                |       |             |              |
|                           |          |              | 300 H | Georgetown | 75 61        | 40 A  | Seton Hall | 73 <b>78</b> |                |       |             |              |
|                           |          |              | 76 H  | Villanova  | 56 51        | 76 A  | Villanova  | 69 <b>81</b> |                |       |             |              |

Non-Div I Games:

St. John's (NY)

## St. Mary's (CA)

Through Games Of March 10, 2015

|                   |          |           |                |            |             |               |      |      |       |           |
|-------------------|----------|-----------|----------------|------------|-------------|---------------|------|------|-------|-----------|
| Average RPI Win:  | 170      | WON-LOST  | WINNING        | LAST 10    | STRENGTH OF | OPP. STRENGTH | TEAM | ADJ. | CONF. | ADJ CONF. |
| Average RPI Loss: | 67       | RECORD    | PCT. RANK      | GAMES      | SCHEDULE    | OF SCHEDULE   | RPI  | RPI  | RPI   | RPI       |
| DIV. I ONLY       | 20- 10   | 78        | 6- 4           | 74         | 79          | 60            | 60   | 9    | 9     |           |
| DIV. I NON-CONF.  | 7- 4     | 107       | 0- 0           | 81         | 48          | 65            | 65   | 7    | 7     |           |
| TOTALS            | RPI 1-25 | RPI 26-50 | W-L RECORDS    | RPI 51-100 | RPI 101-150 | RPI 150+      |      |      |       |           |
| 20- 10            | 0- 1     | 0- 3      | OVERALL        | 7- 3       | 3- 3        | 10- 0         |      |      |       |           |
| 11- 4             | 0- 0     | 0- 1      | HOME           | 5- 1       | 1- 2        | 5- 0          |      |      |       |           |
| 9- 5              | 0- 1     | 0- 2      | AWAY           | 2- 1       | 2- 1        | 5- 0          |      |      |       |           |
| 0- 1              | 0- 0     | 0- 0      | NEUTRAL        | 0- 1       | 0- 0        | 0- 0          |      |      |       |           |
| 7- 4              | 0- 1     | 0- 1      | NON-CONFERENCE | 3- 0       | 2- 2        | 2- 0          |      |      |       |           |
| 5- 1              | 0- 0     | 0- 0      | HOME           | 3- 0       | 1- 1        | 1- 0          |      |      |       |           |
| 2- 3              | 0- 1     | 0- 1      | AWAY           | 0- 0       | 1- 1        | 1- 0          |      |      |       |           |
| 0- 0              | 0- 0     | 0- 0      | NEUTRAL        | 0- 0       | 0- 0        | 0- 0          |      |      |       |           |
| 13- 6             | 0- 0     | 0- 2      | CONFERENCE     | 4- 3       | 1- 1        | 8- 0          |      |      |       |           |
| 6- 3              | 0- 0     | 0- 1      | HOME           | 2- 1       | 0- 1        | 4- 0          |      |      |       |           |
| 7- 2              | 0- 0     | 0- 1      | AWAY           | 2- 1       | 1- 0        | 4- 0          |      |      |       |           |
| 0- 1              | 0- 0     | 0- 0      | NEUTRAL        | 0- 1       | 0- 0        | 0- 0          |      |      |       |           |

| RPI 1-25                  |   |                   |       | RPI 26-50 |   |               |       | RPI 51-100 Team's RPI: 60 |   |                     |       | RPI 101+ |   |                  |       |
|---------------------------|---|-------------------|-------|-----------|---|---------------|-------|---------------------------|---|---------------------|-------|----------|---|------------------|-------|
| RPI                       | S | Opponent          | Score | RPI       | S | Opponent      | Score | RPI                       | S | Opponent            | Score | RPI      | S | Opponent         | Score |
| 11                        | A | George Washington | 52 70 | 39        | A | Gonzaga       | 72 80 | 51                        | A | BYU                 | 61 51 | 110      | A | Virginia         | 49 62 |
|                           |   |                   |       | 39        | H | Gonzaga       | 42 52 | 51                        | H | BYU                 | 76 71 | 118      | H | Boston College   | 72 82 |
|                           |   |                   |       | 50        | A | Fresno St.    | 56 60 | 51                        | N | BYU                 | 64 65 | 132      | A | San Francisco    | 68 66 |
|                           |   |                   |       |           |   |               |       | 55                        | A | San Diego           | 57 56 | 132      | H | San Francisco    | 63 65 |
|                           |   |                   |       |           |   |               |       | 55                        | H | San Diego           | 68 66 | 133      | H | Sacramento St.   | 99 91 |
|                           |   |                   |       |           |   |               |       | 56                        | H | Iowa St.            | 67 63 | 147      | A | Cal Poly         | 65 64 |
|                           |   |                   |       |           |   |               |       | 61                        | A | Pacific             | 48 61 | 167      | A | UC Davis         | 57 55 |
|                           |   |                   |       |           |   |               |       | 61                        | H | Pacific             | 86 88 | 224      | A | Santa Clara      | 62 61 |
|                           |   |                   |       |           |   |               |       | 84                        | H | CSUN                | 73 63 | 224      | H | Santa Clara      | 74 71 |
|                           |   |                   |       |           |   |               |       | 95                        | H | Southern California | 64 58 | 229      | A | Pepperdine       | 53 49 |
|                           |   |                   |       |           |   |               |       |                           |   |                     |       | 229      | H | Pepperdine       | 73 68 |
|                           |   |                   |       |           |   |               |       |                           |   |                     |       | 270      | A | Loyola Marymount | 56 49 |
|                           |   |                   |       |           |   |               |       |                           |   |                     |       | 270      | H | Loyola Marymount | 72 71 |
|                           |   |                   |       |           |   |               |       |                           |   |                     |       | 292      | A | Portland         | 62 58 |
|                           |   |                   |       |           |   |               |       |                           |   |                     |       | 292      | H | Portland         | 66 53 |
|                           |   |                   |       |           |   |               |       |                           |   |                     |       | 340      | H | Howard           | 80 55 |
| LAST 12 Division I GAMES: |   |                   |       |           |   |               |       |                           |   |                     |       |          |   |                  |       |
|                           |   |                   |       | 51        | N | BYU           | 64 65 | 51                        | H | BYU                 | 76 71 |          |   |                  |       |
|                           |   |                   |       | 224       | H | Santa Clara   | 74 71 | 61                        | A | Pacific             | 48 61 |          |   |                  |       |
|                           |   |                   |       | 132       | H | San Francisco | 63 65 | 229                       | A | Pepperdine          | 53 49 |          |   |                  |       |
|                           |   |                   |       | 292       | A | Portland      | 62 58 | 270                       | A | Loyola Marymount    | 56 49 |          |   |                  |       |
|                           |   |                   |       | 39        | A | Gonzaga       | 72 80 | 292                       | H | Portland            | 66 53 |          |   |                  |       |
|                           |   |                   |       | 55        | H | San Diego     | 68 66 | 39                        | H | Gonzaga             | 42 52 |          |   |                  |       |

Non-Div I Games:

St. Mary's (CA)

■ Loss, 
 ■ Non-Conf, 
 ■ S Site, 
 ■ Home 
 ■ A Away 
 N Neutral

|                   |          |           |                |            |             |               |      |      |       |           |
|-------------------|----------|-----------|----------------|------------|-------------|---------------|------|------|-------|-----------|
| Average RPI Win:  | 107      | WON-LOST  | WINNING        | LAST 10    | STRENGTH OF | OPP. STRENGTH | TEAM | ADJ. | CONF. | ADJ CONF. |
| Average RPI Loss: | 57       | RECORD    | PCT. RANK      | GAMES      | SCHEDULE    | OF SCHEDULE   | RPI  | RPI  | RPI   | RPI       |
| DIV. I ONLY       | 24- 9    | 47        | 7- 3           | 14         | 9           | 19            | 19   | 5    | 5     |           |
| DIV. I NON-CONF.  | 8- 4     | 92        | 0- 0           | 18         | 12          | 34            | 34   | 5    | 5     |           |
| TOTALS            | RPI 1-25 | RPI 26-50 | W-L RECORDS    | RPI 51-100 | RPI 101-150 | RPI 150+      |      |      |       |           |
| 24- 9             | 5- 7     | 2- 0      | OVERALL        | 10- 0      | 1- 0        | 6- 2          |      |      |       |           |
| 12- 3             | 1- 3     | 1- 0      | HOME           | 4- 0       | 1- 0        | 5- 0          |      |      |       |           |
| 8- 5              | 2- 3     | 1- 0      | AWAY           | 5- 0       | 0- 0        | 0- 2          |      |      |       |           |
| 4- 1              | 2- 1     | 0- 0      | NEUTRAL        | 1- 0       | 0- 0        | 1- 0          |      |      |       |           |
| 8- 4              | 1- 4     | 0- 0      | NON-CONFERENCE | 2- 0       | 1- 0        | 4- 0          |      |      |       |           |
| 5- 1              | 1- 1     | 0- 0      | HOME           | 0- 0       | 1- 0        | 3- 0          |      |      |       |           |
| 2- 2              | 0- 2     | 0- 0      | AWAY           | 2- 0       | 0- 0        | 0- 0          |      |      |       |           |
| 1- 1              | 0- 1     | 0- 0      | NEUTRAL        | 0- 0       | 0- 0        | 1- 0          |      |      |       |           |
| 16- 5             | 4- 3     | 2- 0      | CONFERENCE     | 8- 0       | 0- 0        | 2- 2          |      |      |       |           |
| 7- 2              | 0- 2     | 1- 0      | HOME           | 4- 0       | 0- 0        | 2- 0          |      |      |       |           |
| 6- 3              | 2- 1     | 1- 0      | AWAY           | 3- 0       | 0- 0        | 0- 2          |      |      |       |           |
| 3- 0              | 2- 0     | 0- 0      | NEUTRAL        | 1- 0       | 0- 0        | 0- 0          |      |      |       |           |

| RPI 1-25                  |   |                |       | Team's RPI: 19 |   | RPI 26-50  |       |     |   | RPI 51-100          |       |                     |   | RPI 101+         |       |  |  |
|---------------------------|---|----------------|-------|----------------|---|------------|-------|-----|---|---------------------|-------|---------------------|---|------------------|-------|--|--|
| RPI                       | S | Opponent       | Score | RPI            | S | Opponent   | Score | RPI | S | Opponent            | Score | RPI                 | S | Opponent         | Score |  |  |
| 2                         | A | Tennessee      | 40 59 | 32             | A | Washington | 60 56 | 70  | A | Washington St.      | 86 76 | 118                 | H | Boston College   | 96 63 |  |  |
| 5                         | H | UConn          | 88 86 | 32             | H | Washington | 82 69 | 70  | H | Washington St.      | 75 56 | 167                 | H | UC Davis         | 71 59 |  |  |
| 16                        | A | Arizona St.    | 52 53 |                |   |            |       | 71  | A | Hawaii              | 86 73 | 180                 | A | Oregon           | 55 62 |  |  |
| 16                        | H | Arizona St.    | 57 60 |                |   |            |       | 92  | A | UCLA                | 79 70 | 214                 | A | Arizona          | 57 60 |  |  |
| 16                        | N | Arizona St.    | 59 56 |                |   |            |       | 92  | H | UCLA                | 68 50 | 214                 | H | Arizona          | 77 47 |  |  |
| 17                        | N | North Carolina | 54 70 |                |   |            |       | 92  | N | UCLA                | 67 62 | 224                 | H | Santa Clara      | 82 43 |  |  |
| 18                        | A | Oregon St.     | 69 58 |                |   |            |       | 95  | A | Southern California | 71 60 | 238                 | H | Utah             | 55 44 |  |  |
| 20                        | A | Chattanooga    | 46 54 |                |   |            |       | 95  | H | Southern California | 79 60 | 247                 | N | Prairie View     | 88 45 |  |  |
| 21                        | H | Texas          | 81 87 |                |   |            |       | 99  | H | Colorado            | 62 55 | 329                 | H | UC Santa Barbara | 90 34 |  |  |
| 23                        | A | California     | 59 47 |                |   |            |       | 100 | A | New Mexico          | 70 65 |                     |   |                  |       |  |  |
| 23                        | H | California     | 53 63 |                |   |            |       |     |   |                     |       |                     |   |                  |       |  |  |
| 23                        | N | California     | 61 60 |                |   |            |       |     |   |                     |       |                     |   |                  |       |  |  |
| LAST 12 Division I GAMES: |   |                |       |                |   |            |       |     |   |                     |       |                     |   |                  |       |  |  |
|                           |   | 23             | N     | California     |   |            | 61 60 |     |   | 23                  | A     | California          |   |                  | 59 47 |  |  |
|                           |   | 16             | N     | Arizona St.    |   |            | 59 56 |     |   | 92                  | H     | UCLA                |   |                  | 68 50 |  |  |
|                           |   | 92             | N     | UCLA           |   |            | 67 62 |     |   | 95                  | H     | Southern California |   |                  | 79 60 |  |  |
|                           |   | 180            | A     | Oregon         |   |            | 55 62 |     |   | 214                 | A     | Arizona             |   |                  | 57 60 |  |  |
|                           |   | 18             | A     | Oregon St.     |   |            | 69 58 |     |   | 16                  | A     | Arizona St.         |   |                  | 52 53 |  |  |
|                           |   | 23             | H     | California     |   |            | 53 63 |     |   | 32                  | H     | Washington          |   |                  | 82 69 |  |  |

Non-Div I Games:

Stanford

|                   |          |           |                |            |             |               |      |      |       |           |
|-------------------|----------|-----------|----------------|------------|-------------|---------------|------|------|-------|-----------|
| Average RPI Win:  | 258      | WON-LOST  | WINNING        | LAST 10    | STRENGTH OF | OPP. STRENGTH | TEAM | ADJ. | CONF. | ADJ CONF. |
| Average RPI Loss: | 182      | RECORD    | PCT. RANK      | GAMES      | SCHEDULE    | OF SCHEDULE   | RPI  | RPI  | RPI   | RPI       |
| DIV. I ONLY       | 20- 6    | 33        | 10- 0          | 325        | 276         | 127           | 127  | 27   | 27    |           |
| DIV. I NON-CONF.  | 4- 4     | 158       | 0- 0           | 282        | 89          | 229           | 229  | 27   | 27    |           |
| TOTALS            | RPI 1-25 | RPI 26-50 | W-L RECORDS    | RPI 51-100 | RPI 101-150 | RPI 150+      |      |      |       |           |
| 20- 6             | 0- 1     | 0- 0      | OVERALL        | 0- 0       | 0- 2        | 20- 3         |      |      |       |           |
| 12- 1             | 0- 0     | 0- 0      | HOME           | 0- 0       | 0- 1        | 12- 0         |      |      |       |           |
| 8- 3              | 0- 1     | 0- 0      | AWAY           | 0- 0       | 0- 0        | 8- 2          |      |      |       |           |
| 0- 2              | 0- 0     | 0- 0      | NEUTRAL        | 0- 0       | 0- 1        | 0- 1          |      |      |       |           |
| 4- 4              | 0- 1     | 0- 0      | NON-CONFERENCE | 0- 0       | 0- 2        | 4- 1          |      |      |       |           |
| 3- 1              | 0- 0     | 0- 0      | HOME           | 0- 0       | 0- 1        | 3- 0          |      |      |       |           |
| 1- 1              | 0- 1     | 0- 0      | AWAY           | 0- 0       | 0- 0        | 1- 0          |      |      |       |           |
| 0- 2              | 0- 0     | 0- 0      | NEUTRAL        | 0- 0       | 0- 1        | 0- 1          |      |      |       |           |
| 16- 2             | 0- 0     | 0- 0      | CONFERENCE     | 0- 0       | 0- 0        | 16- 2         |      |      |       |           |
| 9- 0              | 0- 0     | 0- 0      | HOME           | 0- 0       | 0- 0        | 9- 0          |      |      |       |           |
| 7- 2              | 0- 0     | 0- 0      | AWAY           | 0- 0       | 0- 0        | 7- 2          |      |      |       |           |
| 0- 0              | 0- 0     | 0- 0      | NEUTRAL        | 0- 0       | 0- 0        | 0- 0          |      |      |       |           |

| RPI 1-25                  |   |                  |       | RPI 26-50 |   |                    |       | RPI 51-100 |   |          |       | RPI 101+ Team's RPI: 127 |   |                    |       |
|---------------------------|---|------------------|-------|-----------|---|--------------------|-------|------------|---|----------|-------|--------------------------|---|--------------------|-------|
| RPI                       | S | Opponent         | Score | RPI       | S | Opponent           | Score | RPI        | S | Opponent | Score | RPI                      | S | Opponent           | Score |
| 4                         | A | Baylor           | 57 96 |           |   |                    |       |            |   |          |       | 121                      | H | Louisiana Tech     | 69 76 |
|                           |   |                  |       |           |   |                    |       |            |   |          |       | 139                      | N | UC Riverside       | 62 90 |
|                           |   |                  |       |           |   |                    |       |            |   |          |       | 186                      | A | Lamar              | 59 55 |
|                           |   |                  |       |           |   |                    |       |            |   |          |       | 186                      | H | Lamar              | 71 60 |
|                           |   |                  |       |           |   |                    |       |            |   |          |       | 210                      | H | Nicholls St.       | 68 59 |
|                           |   |                  |       |           |   |                    |       |            |   |          |       | 211                      | A | McNeese St.        | 67 73 |
|                           |   |                  |       |           |   |                    |       |            |   |          |       | 214                      | H | Arizona            | 72 60 |
|                           |   |                  |       |           |   |                    |       |            |   |          |       | 220                      | H | La.-Monroe         | 82 54 |
|                           |   |                  |       |           |   |                    |       |            |   |          |       | 228                      | A | Northwestern St.   | 69 61 |
|                           |   |                  |       |           |   |                    |       |            |   |          |       | 228                      | H | Northwestern St.   | 56 45 |
|                           |   |                  |       |           |   |                    |       |            |   |          |       | 246                      | A | A&M-Corpus Christi | 74 62 |
|                           |   |                  |       |           |   |                    |       |            |   |          |       | 246                      | H | A&M-Corpus Christi | 64 55 |
|                           |   |                  |       |           |   |                    |       |            |   |          |       | 247                      | H | Prairie View       | 83 73 |
|                           |   |                  |       |           |   |                    |       |            |   |          |       | 249                      | A | Central Ark.       | 73 46 |
|                           |   |                  |       |           |   |                    |       |            |   |          |       | 256                      | A | Abilene Christian  | 71 69 |
|                           |   |                  |       |           |   |                    |       |            |   |          |       | 266                      | A | Rice               | 70 59 |
|                           |   |                  |       |           |   |                    |       |            |   |          |       | 282                      | A | Houston Baptist    | 69 57 |
|                           |   |                  |       |           |   |                    |       |            |   |          |       | 282                      | H | Houston Baptist    | 72 67 |
|                           |   |                  |       |           |   |                    |       |            |   |          |       | 296                      | A | Sam Houston St.    | 64 65 |
|                           |   |                  |       |           |   |                    |       |            |   |          |       | 296                      | H | Sam Houston St.    | 79 65 |
|                           |   |                  |       |           |   |                    |       |            |   |          |       | 302                      | H | New Orleans        | 76 56 |
|                           |   |                  |       |           |   |                    |       |            |   |          |       | 321                      | N | Boston U.          | 57 62 |
|                           |   |                  |       |           |   |                    |       |            |   |          |       | 332                      | H | Southeastern La.   | 78 71 |
|                           |   |                  |       |           |   |                    |       |            |   |          |       | 341                      | A | Incarnate Word     | 64 47 |
|                           |   |                  |       |           |   |                    |       |            |   |          |       | 341                      | H | Incarnate Word     | 58 44 |
| LAST 12 Division I GAMES: |   |                  |       |           |   |                    |       |            |   |          |       |                          |   |                    |       |
| 296                       | H | Sam Houston St.  | 79 65 | 246       | A | A&M-Corpus Christi | 74 62 |            |   |          |       |                          |   |                    |       |
| 228                       | H | Northwestern St. | 56 45 | 341       | A | Incarnate Word     | 64 47 |            |   |          |       |                          |   |                    |       |
| 282                       | A | Houston Baptist  | 69 57 | 282       | H | Houston Baptist    | 72 67 |            |   |          |       |                          |   |                    |       |
| 341                       | H | Incarnate Word   | 58 44 | 228       | A | Northwestern St.   | 69 61 |            |   |          |       |                          |   |                    |       |
| 210                       | H | Nicholls St.     | 68 59 | 246       | H | A&M-Corpus Christi | 64 55 |            |   |          |       |                          |   |                    |       |
| 186                       | H | Lamar            | 71 60 | 296       | A | Sam Houston St.    | 64 65 |            |   |          |       |                          |   |                    |       |

Non-Div I Games: Southern Ark. 73 50 St. Edward's 65 56 Tex. A&M-Kingsville 90 50

Stephen F. Austin

Loss, Non-Conf, S Site, H Home A Away N Neutral



|                             |          |           |                |             |               |          |      |       |           |
|-----------------------------|----------|-----------|----------------|-------------|---------------|----------|------|-------|-----------|
| Average RPI Win: <b>214</b> | WON-LOST | WINNING   | LAST 10        | STRENGTH OF | OPP. STRENGTH | TEAM     | ADJ. | CONF. | ADJ CONF. |
| Average RPI Loss: <b>63</b> | RECORD   | PCT. RANK | GAMES          | SCHEDULE    | OF SCHEDULE   | RPI      | RPI  | RPI   | RPI       |
| DIV. I ONLY                 | 21- 6    | 29        | 8- 2           | 150         | 130           | 45       | 45   | 11    | 11        |
| DIV. I NON-CONF.            | 9- 3     | 60        | 0- 0           | 151         | 142           | 50       | 50   | 12    | 12        |
| TOTALS                      | RPI 1-25 | RPI 26-50 | W-L RECORDS    | RPI 51-100  | RPI 101-150   | RPI 150+ |      |       |           |
| 21- 6                       | 0- 3     | 0- 1      | OVERALL        | 0- 0        | 2- 0          | 19- 2    |      |       |           |
| 11- 1                       | 0- 1     | 0- 0      | HOME           | 0- 0        | 1- 0          | 10- 0    |      |       |           |
| 8- 5                        | 0- 2     | 0- 1      | AWAY           | 0- 0        | 0- 0          | 8- 2     |      |       |           |
| 2- 0                        | 0- 0     | 0- 0      | NEUTRAL        | 0- 0        | 1- 0          | 1- 0     |      |       |           |
| 9- 3                        | 0- 1     | 0- 1      | NON-CONFERENCE | 0- 0        | 2- 0          | 7- 1     |      |       |           |
| 4- 0                        | 0- 0     | 0- 0      | HOME           | 0- 0        | 1- 0          | 3- 0     |      |       |           |
| 3- 3                        | 0- 1     | 0- 1      | AWAY           | 0- 0        | 0- 0          | 3- 1     |      |       |           |
| 2- 0                        | 0- 0     | 0- 0      | NEUTRAL        | 0- 0        | 1- 0          | 1- 0     |      |       |           |
| 12- 3                       | 0- 2     | 0- 0      | CONFERENCE     | 0- 0        | 0- 0          | 12- 1    |      |       |           |
| 7- 1                        | 0- 1     | 0- 0      | HOME           | 0- 0        | 0- 0          | 7- 0     |      |       |           |
| 5- 2                        | 0- 1     | 0- 0      | AWAY           | 0- 0        | 0- 0          | 5- 1     |      |       |           |
| 0- 0                        | 0- 0     | 0- 0      | NEUTRAL        | 0- 0        | 0- 0          | 0- 0     |      |       |           |

| RPI 1-25                  |   |               |       | RPI 26-50 |   |              |        | Team's RPI: 45 | RPI 51-100 |   |          |       | RPI 101+ |   |                 |        |
|---------------------------|---|---------------|-------|-----------|---|--------------|--------|----------------|------------|---|----------|-------|----------|---|-----------------|--------|
| RPI                       | S | Opponent      | Score | RPI       | S | Opponent     | Score  |                | RPI        | S | Opponent | Score | RPI      | S | Opponent        | Score  |
| 4                         | A | Baylor        | 42 96 | 26        | A | South Fla.   | 62 78  |                |            |   |          |       | 115      | N | Marist          | 57 50  |
| 14                        | A | FGCU          | 55 57 |           |   |              |        |                |            |   |          |       | 148      | H | Texas St.       | 75 57  |
| 14                        | H | FGCU          | 39 61 |           |   |              |        |                |            |   |          |       | 156      | A | Northern Ky.    | 62 68  |
|                           |   |               |       |           |   |              |        |                |            |   |          |       | 156      | H | Northern Ky.    | 73 56  |
|                           |   |               |       |           |   |              |        |                |            |   |          |       | 159      | A | Kennesaw St.    | 70 58  |
|                           |   |               |       |           |   |              |        |                |            |   |          |       | 159      | H | Kennesaw St.    | 75 64  |
|                           |   |               |       |           |   |              |        |                |            |   |          |       | 161      | A | Florida         | 54 59  |
|                           |   |               |       |           |   |              |        |                |            |   |          |       | 170      | A | Indiana St.     | 62 52  |
|                           |   |               |       |           |   |              |        |                |            |   |          |       | 201      | H | Campbell        | 76 63  |
|                           |   |               |       |           |   |              |        |                |            |   |          |       | 209      | A | Jacksonville    | 73 67  |
|                           |   |               |       |           |   |              |        |                |            |   |          |       | 209      | H | Jacksonville    | 73 47  |
|                           |   |               |       |           |   |              |        |                |            |   |          |       | 221      | A | USC Upstate     | 92 66  |
|                           |   |               |       |           |   |              |        |                |            |   |          |       | 221      | H | USC Upstate     | 67 44  |
|                           |   |               |       |           |   |              |        |                |            |   |          |       | 222      | H | UNCW            | 72 55  |
|                           |   |               |       |           |   |              |        |                |            |   |          |       | 237      | A | North Florida   | 67 38  |
|                           |   |               |       |           |   |              |        |                |            |   |          |       | 237      | H | North Florida   | 77 45  |
|                           |   |               |       |           |   |              |        |                |            |   |          |       | 252      | A | Lipscomb        | 82 77  |
|                           |   |               |       |           |   |              |        |                |            |   |          |       | 252      | H | Lipscomb        | 103 75 |
|                           |   |               |       |           |   |              |        |                |            |   |          |       | 252      | H | Lipscomb        | 92 69  |
|                           |   |               |       |           |   |              |        |                |            |   |          |       | 253      | H | Bethune-Cookman | 91 61  |
|                           |   |               |       |           |   |              |        |                |            |   |          |       | 271      | A | UCF             | 67 49  |
|                           |   |               |       |           |   |              |        |                |            |   |          |       | 273      | N | Utah St.        | 84 64  |
|                           |   |               |       |           |   |              |        |                |            |   |          |       | 280      | A | Valparaiso      | 73 62  |
| LAST 12 Division I GAMES: |   |               |       |           |   |              |        |                |            |   |          |       |          |   |                 |        |
| 252                       | H | Lipscomb      | 92 69 | 252       | H | Lipscomb     | 103 75 |                |            |   |          |       |          |   |                 |        |
| 237                       | H | North Florida | 77 45 | 14        | H | FGCU         | 39 61  |                |            |   |          |       |          |   |                 |        |
| 209                       | A | Jacksonville  | 73 67 | 252       | A | Lipscomb     | 82 77  |                |            |   |          |       |          |   |                 |        |
| 159                       | A | Kennesaw St.  | 70 58 | 156       | A | Northern Ky. | 62 68  |                |            |   |          |       |          |   |                 |        |
| 221                       | A | USC Upstate   | 92 66 | 221       | H | USC Upstate  | 67 44  |                |            |   |          |       |          |   |                 |        |
| 156                       | H | Northern Ky.  | 73 56 | 159       | H | Kennesaw St. | 75 64  |                |            |   |          |       |          |   |                 |        |

Non-Div I Games: Webber Int'l 90 27 Warner 101 40

Stetson

Loss, Non-Conf, S Site, H Home A Away N Neutral

|                   |          |           |                |            |             |               |      |      |       |           |
|-------------------|----------|-----------|----------------|------------|-------------|---------------|------|------|-------|-----------|
| Average RPI Win:  | 253      | WON-LOST  | WINNING        | LAST 10    | STRENGTH OF | OPP. STRENGTH | TEAM | ADJ. | CONF. | ADJ CONF. |
| Average RPI Loss: | 152      | RECORD    | PCT. RANK      | GAMES      | SCHEDULE    | OF SCHEDULE   | RPI  | RPI  | RPI   | RPI       |
| DIV. I ONLY       | 17- 13   | 126       | 6- 4           | 286        | 250         | 188           | 188  | 23   | 23    |           |
| DIV. I NON-CONF.  | 7- 6     | 154       | 0- 0           | 287        | 271         | 195           | 195  | 23   | 23    |           |
| TOTALS            | RPI 1-25 | RPI 26-50 | W-L RECORDS    | RPI 51-100 | RPI 101-150 | RPI 150+      |      |      |       |           |
| 17- 13            | 0- 1     | 0- 0      | OVERALL        | 2- 5       | 0- 2        | 15- 5         |      |      |       |           |
| 11- 3             | 0- 0     | 0- 0      | HOME           | 2- 1       | 0- 1        | 9- 1          |      |      |       |           |
| 6- 9              | 0- 1     | 0- 0      | AWAY           | 0- 4       | 0- 1        | 6- 3          |      |      |       |           |
| 0- 1              | 0- 0     | 0- 0      | NEUTRAL        | 0- 0       | 0- 0        | 0- 1          |      |      |       |           |
| 7- 6              | 0- 1     | 0- 0      | NON-CONFERENCE | 1- 2       | 0- 0        | 6- 3          |      |      |       |           |
| 6- 0              | 0- 0     | 0- 0      | HOME           | 1- 0       | 0- 0        | 5- 0          |      |      |       |           |
| 1- 6              | 0- 1     | 0- 0      | AWAY           | 0- 2       | 0- 0        | 1- 3          |      |      |       |           |
| 0- 0              | 0- 0     | 0- 0      | NEUTRAL        | 0- 0       | 0- 0        | 0- 0          |      |      |       |           |
| 10- 7             | 0- 0     | 0- 0      | CONFERENCE     | 1- 3       | 0- 2        | 9- 2          |      |      |       |           |
| 5- 3              | 0- 0     | 0- 0      | HOME           | 1- 1       | 0- 1        | 4- 1          |      |      |       |           |
| 5- 3              | 0- 0     | 0- 0      | AWAY           | 0- 2       | 0- 1        | 5- 0          |      |      |       |           |
| 0- 1              | 0- 0     | 0- 0      | NEUTRAL        | 0- 0       | 0- 0        | 0- 1          |      |      |       |           |

| RPI 1-25                  |   |             |       | RPI 26-50 |   |              |       | RPI 51-100 |   |               |       | RPI 101+ Team's RPI: 188 |   |                      |       |
|---------------------------|---|-------------|-------|-----------|---|--------------|-------|------------|---|---------------|-------|--------------------------|---|----------------------|-------|
| RPI                       | S | Opponent    | Score | RPI       | S | Opponent     | Score | RPI        | S | Opponent      | Score | RPI                      | S | Opponent             | Score |
| 15                        | A | Duke        | 42 72 |           |   |              |       | 56         | A | Iowa St.      | 64 74 | 142                      | A | Hartford             | 49 56 |
|                           |   |             |       |           |   |              |       | 83         | A | Albany (NY)   | 59 69 | 142                      | H | Hartford             | 58 60 |
|                           |   |             |       |           |   |              |       | 83         | H | Albany (NY)   | 68 64 | 194                      | A | Iona                 | 62 73 |
|                           |   |             |       |           |   |              |       | 91         | A | Maine         | 49 57 | 208                      | A | New Hampshire        | 60 52 |
|                           |   |             |       |           |   |              |       | 91         | H | Maine         | 55 58 | 208                      | H | New Hampshire        | 52 60 |
|                           |   |             |       |           |   |              |       | 94         | H | Western Mich. | 59 55 | 213                      | H | Lafayette            | 60 58 |
|                           |   |             |       |           |   |              |       | 96         | A | Army          | 59 68 | 218                      | A | UMass Lowell         | 64 60 |
|                           |   |             |       |           |   |              |       |            |   |               |       | 218                      | H | UMass Lowell         | 62 36 |
|                           |   |             |       |           |   |              |       |            |   |               |       | 259                      | A | UMBC                 | 66 50 |
|                           |   |             |       |           |   |              |       |            |   |               |       | 259                      | H | UMBC                 | 74 41 |
|                           |   |             |       |           |   |              |       |            |   |               |       | 259                      | N | UMBC                 | 47 49 |
|                           |   |             |       |           |   |              |       |            |   |               |       | 265                      | H | Norfolk St.          | 52 46 |
|                           |   |             |       |           |   |              |       |            |   |               |       | 268                      | A | St. Francis Brooklyn | 55 57 |
|                           |   |             |       |           |   |              |       |            |   |               |       | 290                      | H | Columbia             | 82 68 |
|                           |   |             |       |           |   |              |       |            |   |               |       | 293                      | A | Morgan St.           | 50 48 |
|                           |   |             |       |           |   |              |       |            |   |               |       | 303                      | A | Vermont              | 74 62 |
|                           |   |             |       |           |   |              |       |            |   |               |       | 303                      | H | Vermont              | 60 38 |
|                           |   |             |       |           |   |              |       |            |   |               |       | 318                      | H | Bradley              | 79 63 |
|                           |   |             |       |           |   |              |       |            |   |               |       | 324                      | A | Binghamton           | 68 59 |
|                           |   |             |       |           |   |              |       |            |   |               |       | 324                      | H | Binghamton           | 67 54 |
|                           |   |             |       |           |   |              |       |            |   |               |       | 325                      | A | Wagner               | 70 76 |
|                           |   |             |       |           |   |              |       |            |   |               |       | 327                      | H | Saint Peter's        | 56 40 |
| LAST 12 Division I GAMES: |   |             |       |           |   |              |       |            |   |               |       |                          |   |                      |       |
| 259                       | N | UMBC        | 47 49 | 259       | H | UMBC         | 74 41 | 303        | A | Vermont       | 74 62 | 208                      | A | New Hampshire        | 60 52 |
| 142                       | A | Hartford    | 49 56 | 324       | A | Binghamton   | 68 59 | 142        | H | Hartford      | 58 60 | 324                      | H | Binghamton           | 67 54 |
| 83                        | H | Albany (NY) | 68 64 | 218       | H | UMass Lowell | 62 36 | 218        | A | UMass Lowell  | 64 60 |                          |   |                      |       |
| 91                        | A | Maine       | 49 57 |           |   |              |       |            |   |               |       |                          |   |                      |       |

Non-Div I Games:

Stony Brook

|                   |          |           |                |            |             |               |      |      |       |           |
|-------------------|----------|-----------|----------------|------------|-------------|---------------|------|------|-------|-----------|
| Average RPI Win:  | 143      | WON-LOST  | WINNING        | LAST 10    | STRENGTH OF | OPP. STRENGTH | TEAM | ADJ. | CONF. | ADJ CONF. |
| Average RPI Loss: | 41       | RECORD    | PCT. RANK      | GAMES      | SCHEDULE    | OF SCHEDULE   | RPI  | RPI  | RPI   | RPI       |
| DIV. I ONLY       | 21- 9    | 61        | 6- 4           | 38         | 16          | 35            | 35   | 3    | 3     |           |
| DIV. I NON-CONF.  | 10- 3    | 52        | 0- 0           | 103        | 38          | 53            | 53   | 3    | 3     |           |
| TOTALS            | RPI 1-25 | RPI 26-50 | W-L RECORDS    | RPI 51-100 | RPI 101-150 | RPI 150+      |      |      |       |           |
| 21- 9             | 1- 6     | 3- 0      | OVERALL        | 4- 2       | 5- 0        | 8- 1          |      |      |       |           |
| 13- 2             | 1- 1     | 1- 0      | HOME           | 2- 1       | 4- 0        | 5- 0          |      |      |       |           |
| 7- 3              | 0- 3     | 2- 0      | AWAY           | 1- 0       | 1- 0        | 3- 0          |      |      |       |           |
| 1- 4              | 0- 2     | 0- 0      | NEUTRAL        | 1- 1       | 0- 0        | 0- 1          |      |      |       |           |
| 10- 3             | 0- 2     | 1- 0      | NON-CONFERENCE | 2- 1       | 2- 0        | 5- 0          |      |      |       |           |
| 7- 0              | 0- 0     | 0- 0      | HOME           | 1- 0       | 2- 0        | 4- 0          |      |      |       |           |
| 2- 0              | 0- 0     | 1- 0      | AWAY           | 0- 0       | 0- 0        | 1- 0          |      |      |       |           |
| 1- 3              | 0- 2     | 0- 0      | NEUTRAL        | 1- 1       | 0- 0        | 0- 0          |      |      |       |           |
| 11- 6             | 1- 4     | 2- 0      | CONFERENCE     | 2- 1       | 3- 0        | 3- 1          |      |      |       |           |
| 6- 2              | 1- 1     | 1- 0      | HOME           | 1- 1       | 2- 0        | 1- 0          |      |      |       |           |
| 5- 3              | 0- 3     | 1- 0      | AWAY           | 1- 0       | 1- 0        | 2- 0          |      |      |       |           |
| 0- 1              | 0- 0     | 0- 0      | NEUTRAL        | 0- 0       | 0- 0        | 0- 1          |      |      |       |           |

| RPI 1-25                  |   |                |       | RPI 26-50 |   |                    |       | Team's RPI: 35 |   |                    |       | RPI 51-100 |   |                   |       | RPI 101+ |   |          |       |
|---------------------------|---|----------------|-------|-----------|---|--------------------|-------|----------------|---|--------------------|-------|------------|---|-------------------|-------|----------|---|----------|-------|
| RPI                       | S | Opponent       | Score | RPI       | S | Opponent           | Score | RPI            | S | Opponent           | Score | RPI        | S | Opponent          | Score | RPI      | S | Opponent | Score |
| 1                         | H | Notre Dame     | 74 85 | 41        | A | Pittsburgh         | 68 60 | 66             | H | Miami (FL)         | 71 85 | 110        | H | Virginia          | 70 58 |          |   |          |       |
| 3                         | N | South Carolina | 63 67 | 41        | H | Pittsburgh         | 68 54 | 68             | N | East Carolina      | 69 58 | 118        | A | Boston College    | 64 46 |          |   |          |       |
| 4                         | N | Baylor         | 72 74 | 48        | A | Duquesne           | 90 84 | 73             | H | Fordham            | 59 42 | 118        | H | Boston College    | 73 51 |          |   |          |       |
| 7                         | A | Louisville     | 58 78 |           |   |                    |       | 78             | N | Michigan St.       | 76 89 | 125        | H | Cornell           | 76 59 |          |   |          |       |
| 10                        | A | Florida St.    | 52 62 |           |   |                    |       | 82             | H | North Carolina St. | 66 49 | 146        | H | Central Conn. St. | 74 43 |          |   |          |       |
| 15                        | A | Duke           | 72 74 |           |   |                    |       | 87             | A | Georgia Tech       | 65 60 | 185        | H | Wake Forest       | 73 62 |          |   |          |       |
| 17                        | H | North Carolina | 61 56 |           |   |                    |       |                |   |                    |       | 185        | N | Wake Forest       | 79 85 |          |   |          |       |
|                           |   |                |       |           |   |                    |       |                |   |                    |       | 198        | A | Clemson           | 60 55 |          |   |          |       |
|                           |   |                |       |           |   |                    |       |                |   |                    |       | 200        | A | Virginia Tech     | 59 51 |          |   |          |       |
|                           |   |                |       |           |   |                    |       |                |   |                    |       | 209        | A | Jacksonville      | 77 61 |          |   |          |       |
|                           |   |                |       |           |   |                    |       |                |   |                    |       | 227        | H | Penn St.          | 61 39 |          |   |          |       |
|                           |   |                |       |           |   |                    |       |                |   |                    |       | 261        | H | Canisius          | 70 37 |          |   |          |       |
|                           |   |                |       |           |   |                    |       |                |   |                    |       | 303        | H | Vermont           | 94 63 |          |   |          |       |
|                           |   |                |       |           |   |                    |       |                |   |                    |       | 339        | H | N.C. Central      | 70 25 |          |   |          |       |
| LAST 12 Division I GAMES: |   |                |       |           |   |                    |       |                |   |                    |       |            |   |                   |       |          |   |          |       |
| 185                       | N | Wake Forest    | 79 85 | 87        | A | Georgia Tech       | 65 60 |                |   |                    |       |            |   |                   |       |          |   |          |       |
| 198                       | A | Clemson        | 60 55 | 17        | H | North Carolina     | 61 56 |                |   |                    |       |            |   |                   |       |          |   |          |       |
| 41                        | H | Pittsburgh     | 68 54 | 10        | A | Florida St.        | 52 62 |                |   |                    |       |            |   |                   |       |          |   |          |       |
| 118                       | H | Boston College | 73 51 | 7         | A | Louisville         | 58 78 |                |   |                    |       |            |   |                   |       |          |   |          |       |
| 200                       | A | Virginia Tech  | 59 51 | 82        | H | North Carolina St. | 66 49 |                |   |                    |       |            |   |                   |       |          |   |          |       |
| 66                        | H | Miami (FL)     | 71 85 | 41        | A | Pittsburgh         | 68 60 |                |   |                    |       |            |   |                   |       |          |   |          |       |

Non-Div I Games:

Syracuse

■ Loss, 
 ■ Non-Conf, 
 ■ S Site, 
 ■ Home 
 ■ A Away 
 N Neutral

|                   |          |           |                |            |             |               |      |      |       |           |
|-------------------|----------|-----------|----------------|------------|-------------|---------------|------|------|-------|-----------|
| Average RPI Win:  | 148      | WON-LOST  | WINNING        | LAST 10    | STRENGTH OF | OPP. STRENGTH | TEAM | ADJ. | CONF. | ADJ CONF. |
| Average RPI Loss: | 46       | RECORD    | PCT. RANK      | GAMES      | SCHEDULE    | OF SCHEDULE   | RPI  | RPI  | RPI   | RPI       |
| DIV. I ONLY       | 17- 13   | 126       | 4- 6           | 33         | 34          | 74            | 74   | 1    | 1     |           |
| DIV. I NON-CONF.  | 8- 3     | 71        | 0- 0           | 204        | 235         | 129           | 129  | 1    | 1     |           |
| TOTALS            | RPI 1-25 | RPI 26-50 | W-L RECORDS    | RPI 51-100 | RPI 101-150 | RPI 150+      |      |      |       |           |
| 17- 13            | 1- 6     | 2- 1      | OVERALL        | 3- 5       | 4- 1        | 7- 0          |      |      |       |           |
| 14- 3             | 1- 2     | 1- 1      | HOME           | 3- 0       | 2- 0        | 7- 0          |      |      |       |           |
| 2- 8              | 0- 3     | 1- 0      | AWAY           | 0- 4       | 1- 1        | 0- 0          |      |      |       |           |
| 1- 2              | 0- 1     | 0- 0      | NEUTRAL        | 0- 1       | 1- 0        | 0- 0          |      |      |       |           |
| 8- 3              | 0- 0     | 0- 1      | NON-CONFERENCE | 0- 2       | 1- 0        | 7- 0          |      |      |       |           |
| 7- 1              | 0- 0     | 0- 1      | HOME           | 0- 0       | 0- 0        | 7- 0          |      |      |       |           |
| 0- 1              | 0- 0     | 0- 0      | AWAY           | 0- 1       | 0- 0        | 0- 0          |      |      |       |           |
| 1- 1              | 0- 0     | 0- 0      | NEUTRAL        | 0- 1       | 1- 0        | 0- 0          |      |      |       |           |
| 9- 10             | 1- 6     | 2- 0      | CONFERENCE     | 3- 3       | 3- 1        | 0- 0          |      |      |       |           |
| 7- 2              | 1- 2     | 1- 0      | HOME           | 3- 0       | 2- 0        | 0- 0          |      |      |       |           |
| 2- 7              | 0- 3     | 1- 0      | AWAY           | 0- 3       | 1- 1        | 0- 0          |      |      |       |           |
| 0- 1              | 0- 1     | 0- 0      | NEUTRAL        | 0- 0       | 0- 0        | 0- 0          |      |      |       |           |

| RPI                       | S | Opponent      | Score | RPI | S | Opponent      | Score | RPI | S | Opponent      | Score | RPI | S | Opponent        | Score |
|---------------------------|---|---------------|-------|-----|---|---------------|-------|-----|---|---------------|-------|-----|---|-----------------|-------|
| 4                         | A | Baylor        | 75 91 | 34  | H | Texas A&M     | 71 82 | 56  | A | Iowa St.      | 62 80 | 107 | A | Kansas          | 80 63 |
| 4                         | H | Baylor        | 67 89 | 46  | A | Oklahoma St.  | 71 62 | 56  | H | Iowa St.      | 86 84 | 107 | H | Kansas          | 73 67 |
| 21                        | A | Texas         | 45 79 | 46  | H | Oklahoma St.  | 70 66 | 59  | A | Georgia       | 53 62 | 123 | N | Missouri St.    | 82 68 |
| 21                        | H | Texas         | 64 59 |     |   |               |       | 62  | A | Kansas St.    | 79 93 | 137 | A | Texas Tech      | 37 52 |
| 21                        | N | Texas         | 61 67 |     |   |               |       | 62  | H | Kansas St.    | 67 47 | 137 | H | Texas Tech      | 71 60 |
| 22                        | A | Oklahoma      | 54 77 |     |   |               |       | 75  | A | West Virginia | 71 76 | 186 | H | Lamar           | 72 68 |
| 22                        | H | Oklahoma      | 81 97 |     |   |               |       | 75  | H | West Virginia | 73 63 | 190 | H | Texas Southern  | 69 52 |
|                           |   |               |       |     |   |               |       | 80  | N | Colorado St.  | 62 76 | 247 | H | Prairie View    | 56 50 |
|                           |   |               |       |     |   |               |       |     |   |               |       | 255 | H | SMU             | 73 63 |
|                           |   |               |       |     |   |               |       |     |   |               |       | 272 | H | UC Irvine       | 78 56 |
|                           |   |               |       |     |   |               |       |     |   |               |       | 282 | H | Houston Baptist | 87 64 |
|                           |   |               |       |     |   |               |       |     |   |               |       | 296 | H | Sam Houston St. | 79 55 |
| LAST 12 Division I GAMES: |   |               |       |     |   |               |       |     |   |               |       |     |   |                 |       |
| 21                        | N | Texas         | 61 67 | 22  | A | Oklahoma      | 54 77 |     |   |               |       |     |   |                 |       |
| 21                        | A | Texas         | 45 79 | 62  | A | Kansas St.    | 79 93 |     |   |               |       |     |   |                 |       |
| 62                        | H | Kansas St.    | 67 47 | 137 | H | Texas Tech    | 71 60 |     |   |               |       |     |   |                 |       |
| 75                        | H | West Virginia | 73 63 | 75  | A | West Virginia | 71 76 |     |   |               |       |     |   |                 |       |
| 4                         | A | Baylor        | 75 91 | 21  | H | Texas         | 64 59 |     |   |               |       |     |   |                 |       |
| 107                       | H | Kansas        | 73 67 | 4   | H | Baylor        | 67 89 |     |   |               |       |     |   |                 |       |

Non-Div I Games:

TCU

|                   |          |           |                |            |             |               |      |      |       |           |
|-------------------|----------|-----------|----------------|------------|-------------|---------------|------|------|-------|-----------|
| Average RPI Win:  | 224      | WON-LOST  | WINNING        | LAST 10    | STRENGTH OF | OPP. STRENGTH | TEAM | ADJ. | CONF. | ADJ CONF. |
| Average RPI Loss: | 71       | RECORD    | PCT. RANK      | GAMES      | SCHEDULE    | OF SCHEDULE   | RPI  | RPI  | RPI   | RPI       |
| DIV. I ONLY       | 16- 16   | 173       | 6- 4           | 132        | 69          | 140           | 140  | 8    | 8     |           |
| DIV. I NON-CONF.  | 4- 9     | 243       | 0- 0           | 178        | 19          | 230           | 230  | 8    | 8     |           |
| TOTALS            | RPI 1-25 | RPI 26-50 | W-L RECORDS    | RPI 51-100 | RPI 101-150 | RPI 150+      |      |      |       |           |
| 16- 16            | 0- 3     | 0- 3      | OVERALL        | 2- 6       | 1- 2        | 13- 2         |      |      |       |           |
| 8- 6              | 0- 2     | 0- 2      | HOME           | 2- 1       | 0- 0        | 6- 1          |      |      |       |           |
| 6- 8              | 0- 1     | 0- 1      | AWAY           | 0- 4       | 0- 2        | 6- 0          |      |      |       |           |
| 2- 2              | 0- 0     | 0- 0      | NEUTRAL        | 0- 1       | 1- 0        | 1- 1          |      |      |       |           |
| 4- 9              | 0- 1     | 0- 1      | NON-CONFERENCE | 0- 4       | 1- 1        | 3- 2          |      |      |       |           |
| 1- 4              | 0- 1     | 0- 1      | HOME           | 0- 1       | 0- 0        | 1- 1          |      |      |       |           |
| 1- 4              | 0- 0     | 0- 0      | AWAY           | 0- 3       | 0- 1        | 1- 0          |      |      |       |           |
| 2- 1              | 0- 0     | 0- 0      | NEUTRAL        | 0- 0       | 1- 0        | 1- 1          |      |      |       |           |
| 12- 7             | 0- 2     | 0- 2      | CONFERENCE     | 2- 2       | 0- 1        | 10- 0         |      |      |       |           |
| 7- 2              | 0- 1     | 0- 1      | HOME           | 2- 0       | 0- 0        | 5- 0          |      |      |       |           |
| 5- 4              | 0- 1     | 0- 1      | AWAY           | 0- 1       | 0- 1        | 5- 0          |      |      |       |           |
| 0- 1              | 0- 0     | 0- 0      | NEUTRAL        | 0- 1       | 0- 0        | 0- 0          |      |      |       |           |

| RPI                       | S | Opponent           | Score | RPI | S | Opponent      | Score | RPI | S | Opponent       | Score | RPI | S | Opponent   | Score | Team's RPI: 140 |
|---------------------------|---|--------------------|-------|-----|---|---------------|-------|-----|---|----------------|-------|-----|---|------------|-------|-----------------|
| 5                         | A | UConn              | 58 92 | 26  | A | South Fla.    | 53 79 | 52  | A | Penn           | 50 52 | 107 | A | Kansas     | 56 76 |                 |
| 5                         | H | UConn              | 49 83 | 26  | H | South Fla.    | 58 70 | 53  | A | Tulane         | 63 77 | 114 | A | Tulsa      | 67 75 |                 |
| 10                        | H | Florida St.        | 62 66 | 42  | H | Rutgers       | 55 88 | 53  | H | Tulane         | 69 58 | 116 | N | Harvard    | 81 69 |                 |
|                           |   |                    |       |     |   |               |       | 68  | H | East Carolina  | 79 69 | 184 | H | La Salle   | 75 72 |                 |
|                           |   |                    |       |     |   |               |       | 68  | N | East Carolina  | 71 77 | 187 | A | Memphis    | 58 57 |                 |
|                           |   |                    |       |     |   |               |       | 73  | H | Fordham        | 64 71 | 187 | H | Memphis    | 84 61 |                 |
|                           |   |                    |       |     |   |               |       | 76  | A | Villanova      | 59 64 | 197 | H | Delaware   | 58 69 |                 |
|                           |   |                    |       |     |   |               |       | 86  | A | Saint Joseph's | 74 78 | 199 | N | Alabama    | 51 58 |                 |
|                           |   |                    |       |     |   |               |       |     |   |                |       | 255 | A | SMU        | 55 39 |                 |
|                           |   |                    |       |     |   |               |       |     |   |                |       | 255 | H | SMU        | 77 64 |                 |
|                           |   |                    |       |     |   |               |       |     |   |                |       | 257 | A | Cincinnati | 81 64 |                 |
|                           |   |                    |       |     |   |               |       |     |   |                |       | 257 | H | Cincinnati | 83 50 |                 |
|                           |   |                    |       |     |   |               |       |     |   |                |       | 271 | A | UCF        | 71 54 |                 |
|                           |   |                    |       |     |   |               |       |     |   |                |       | 271 | H | UCF        | 72 57 |                 |
|                           |   |                    |       |     |   |               |       |     |   |                |       | 288 | A | Houston    | 56 45 |                 |
|                           |   |                    |       |     |   |               |       |     |   |                |       | 288 | H | Houston    | 72 60 |                 |
|                           |   |                    |       |     |   |               |       |     |   |                |       | 300 | N | Georgetown | 81 58 |                 |
|                           |   |                    |       |     |   |               |       |     |   |                |       | 340 | A | Howard     | 78 48 |                 |
| LAST 12 Division I GAMES: |   |                    |       |     |   |               |       |     |   |                |       |     |   |            |       |                 |
|                           |   | 68 N East Carolina | 71 77 |     |   | 288 H Houston | 72 60 |     |   |                |       |     |   |            |       |                 |
|                           |   | 288 A Houston      | 56 45 |     |   | 114 A Tulsa   | 67 75 |     |   |                |       |     |   |            |       |                 |
|                           |   | 68 H East Carolina | 79 69 |     |   | 53 A Tulane   | 63 77 |     |   |                |       |     |   |            |       |                 |
|                           |   | 255 A SMU          | 55 39 |     |   | 187 H Memphis | 84 61 |     |   |                |       |     |   |            |       |                 |
|                           |   | 26 A South Fla.    | 53 79 |     |   | 5 H UConn     | 49 83 |     |   |                |       |     |   |            |       |                 |
|                           |   | 53 H Tulane        | 69 58 |     |   | 271 A UCF     | 71 54 |     |   |                |       |     |   |            |       |                 |

Non-Div I Games:

Temple

## Tennessee

Through Games Of March 10, 2015

| Average RPI Win:  | 91       | WON-LOST  | WINNING        | LAST 10    | STRENGTH OF | OPP. STRENGTH | TEAM | ADJ. | CONF. | ADJ CONF. |
|-------------------|----------|-----------|----------------|------------|-------------|---------------|------|------|-------|-----------|
| Average RPI Loss: | 10       | RECORD    | PCT. RANK      | GAMES      | SCHEDULE    | OF SCHEDULE   | RPI  | RPI  | RPI   | RPI       |
| DIV. I ONLY       | 27- 5    | 20        | 8- 2           | 1          | 5           | 2             | 2    | 2    | 2     | 2         |
| DIV. I NON-CONF.  | 10- 3    | 52        | 0- 0           | 5          | 21          | 4             | 4    | 4    | 4     | 4         |
| TOTALS            | RPI 1-25 | RPI 26-50 | W-L RECORDS    | RPI 51-100 | RPI 101-150 | RPI 150+      |      |      |       |           |
| 27- 5             | 5- 5     | 5- 0      | OVERALL        | 7- 0       | 3- 0        | 7- 0          |      |      |       |           |
| 16- 0             | 3- 0     | 3- 0      | HOME           | 4- 0       | 1- 0        | 5- 0          |      |      |       |           |
| 9- 4              | 1- 4     | 2- 0      | AWAY           | 2- 0       | 2- 0        | 2- 0          |      |      |       |           |
| 2- 1              | 1- 1     | 0- 0      | NEUTRAL        | 1- 0       | 0- 0        | 0- 0          |      |      |       |           |
| 10- 3             | 2- 3     | 2- 0      | NON-CONFERENCE | 1- 0       | 0- 0        | 5- 0          |      |      |       |           |
| 8- 0              | 2- 0     | 1- 0      | HOME           | 1- 0       | 0- 0        | 4- 0          |      |      |       |           |
| 2- 3              | 0- 3     | 1- 0      | AWAY           | 0- 0       | 0- 0        | 1- 0          |      |      |       |           |
| 0- 0              | 0- 0     | 0- 0      | NEUTRAL        | 0- 0       | 0- 0        | 0- 0          |      |      |       |           |
| 17- 2             | 3- 2     | 3- 0      | CONFERENCE     | 6- 0       | 3- 0        | 2- 0          |      |      |       |           |
| 8- 0              | 1- 0     | 2- 0      | HOME           | 3- 0       | 1- 0        | 1- 0          |      |      |       |           |
| 7- 1              | 1- 1     | 1- 0      | AWAY           | 2- 0       | 2- 0        | 1- 0          |      |      |       |           |
| 2- 1              | 1- 1     | 0- 0      | NEUTRAL        | 1- 0       | 0- 0        | 0- 0          |      |      |       |           |

| RPI | S | Opponent       | Score |
|-----|---|----------------|-------|
| 1   | A | Notre Dame     | 77 88 |
| 3   | A | South Carolina | 66 71 |
| 3   | N | South Carolina | 46 62 |
| 8   | A | Kentucky       | 73 72 |
| 8   | H | Kentucky       | 72 58 |
| 8   | N | Kentucky       | 75 64 |
| 18  | H | Oregon St.     | 74 63 |
| 19  | H | Stanford       | 59 40 |
| 20  | A | Chattanooga    | 63 67 |
| 21  | A | Texas          | 59 72 |

| RPI | S | Opponent        | Score |
|-----|---|-----------------|-------|
| 29  | H | Mississippi St. | 79 67 |
| 34  | H | Texas A&M       | 81 58 |
| 38  | H | Wichita St.     | 54 51 |
| 42  | A | Rutgers         | 55 45 |
| 44  | A | Arkansas        | 60 51 |

| RPI | S | Opponent   | Score |
|-----|---|------------|-------|
| 52  | H | Penn       | 97 52 |
| 58  | H | LSU        | 75 58 |
| 59  | A | Georgia    | 70 59 |
| 59  | H | Georgia    | 59 51 |
| 59  | N | Georgia    | 75 41 |
| 63  | A | Vanderbilt | 57 49 |
| 63  | H | Vanderbilt | 79 49 |

| RPI | S | Opponent           | Score  |
|-----|---|--------------------|--------|
| 101 | A | Ole Miss           | 69 49  |
| 102 | H | Missouri           | 63 53  |
| 150 | A | Auburn             | 54 42  |
| 157 | H | Tennessee St.      | 97 46  |
| 158 | H | Oral Roberts       | 91 39  |
| 161 | A | Florida            | 64 56  |
| 196 | H | Winthrop           | 81 48  |
| 199 | H | Alabama            | 77 56  |
| 252 | A | Lipscomb           | 85 51  |
| 319 | H | Saint Francis (PA) | 111 44 |

## LAST 12 Division I GAMES:

|    |   |                |       |     |   |                 |       |
|----|---|----------------|-------|-----|---|-----------------|-------|
| 3  | N | South Carolina | 46 62 | 199 | H | Alabama         | 77 56 |
| 8  | N | Kentucky       | 75 64 | 8   | H | Kentucky        | 72 58 |
| 59 | N | Georgia        | 75 41 | 101 | A | Ole Miss        | 69 49 |
| 63 | H | Vanderbilt     | 79 49 | 161 | A | Florida         | 64 56 |
| 59 | A | Georgia        | 70 59 | 29  | H | Mississippi St. | 79 67 |
| 3  | A | South Carolina | 66 71 | 8   | A | Kentucky        | 73 72 |

Non-Div I Games:

Tennessee

■ Loss, 
 ■ Non-Conf, S Site, 
 ■ Home 
 ■ Away 
 N Neutral

|                   |          |           |                |            |             |               |      |      |       |           |
|-------------------|----------|-----------|----------------|------------|-------------|---------------|------|------|-------|-----------|
| Average RPI Win:  | 255      | WON-LOST  | WINNING        | LAST 10    | STRENGTH OF | OPP. STRENGTH | TEAM | ADJ. | CONF. | ADJ CONF. |
| Average RPI Loss: | 136      | RECORD    | PCT. RANK      | GAMES      | SCHEDULE    | OF SCHEDULE   | RPI  | RPI  | RPI   | RPI       |
| DIV. I ONLY       | 18- 12   | 106       | 10- 0          | 206        | 268         | 157           | 157  | 26   | 26    |           |
| DIV. I NON-CONF.  | 3- 8     | 263       | 0- 0           | 109        | 75          | 218           | 218  | 26   | 26    |           |
| TOTALS            | RPI 1-25 | RPI 26-50 | W-L RECORDS    | RPI 51-100 | RPI 101-150 | RPI 150+      |      |      |       |           |
| 18- 12            | 0- 2     | 0- 0      | OVERALL        | 0- 2       | 1- 2        | 17- 6         |      |      |       |           |
| 6- 8              | 0- 0     | 0- 0      | HOME           | 0- 1       | 0- 2        | 6- 5          |      |      |       |           |
| 9- 4              | 0- 0     | 0- 0      | AWAY           | 0- 1       | 0- 0        | 9- 0          |      |      |       |           |
| 3- 0              | 0- 0     | 0- 0      | NEUTRAL        | 0- 0       | 1- 0        | 2- 0          |      |      |       |           |
| 3- 8              | 0- 2     | 0- 0      | NON-CONFERENCE | 0- 2       | 0- 1        | 3- 3          |      |      |       |           |
| 1- 5              | 0- 0     | 0- 0      | HOME           | 0- 1       | 0- 1        | 1- 3          |      |      |       |           |
| 2- 3              | 0- 2     | 0- 0      | AWAY           | 0- 1       | 0- 0        | 2- 0          |      |      |       |           |
| 0- 0              | 0- 0     | 0- 0      | NEUTRAL        | 0- 0       | 0- 0        | 0- 0          |      |      |       |           |
| 15- 4             | 0- 0     | 0- 0      | CONFERENCE     | 0- 0       | 1- 1        | 14- 3         |      |      |       |           |
| 5- 3              | 0- 0     | 0- 0      | HOME           | 0- 0       | 0- 1        | 5- 2          |      |      |       |           |
| 7- 1              | 0- 0     | 0- 0      | AWAY           | 0- 0       | 0- 0        | 7- 1          |      |      |       |           |
| 3- 0              | 0- 0     | 0- 0      | NEUTRAL        | 0- 0       | 1- 0        | 2- 0          |      |      |       |           |

| RPI 1-25                  |   |           |       | RPI 26-50 |   |                  |       | RPI 51-100 |   |                    |       | RPI 101+ Team's RPI: 157 |   |                    |       |
|---------------------------|---|-----------|-------|-----------|---|------------------|-------|------------|---|--------------------|-------|--------------------------|---|--------------------|-------|
| RPI                       | S | Opponent  | Score | RPI       | S | Opponent         | Score | RPI        | S | Opponent           | Score | RPI                      | S | Opponent           | Score |
| 2                         | A | Tennessee | 46 97 |           |   |                  |       | 77         | H | Youngstown St.     | 66 73 | 112                      | H | Troy               | 71 75 |
| 8                         | A | Kentucky  | 75 87 |           |   |                  |       | 82         | A | North Carolina St. | 55 84 | 131                      | H | UT Martin          | 58 64 |
|                           |   |           |       |           |   |                  |       |            |   |                    |       | 131                      | N | UT Martin          | 64 60 |
|                           |   |           |       |           |   |                  |       |            |   |                    |       | 159                      | H | Kennesaw St.       | 56 65 |
|                           |   |           |       |           |   |                  |       |            |   |                    |       | 172                      | A | Belmont            | 70 53 |
|                           |   |           |       |           |   |                  |       |            |   |                    |       | 172                      | H | Belmont            | 62 64 |
|                           |   |           |       |           |   |                  |       |            |   |                    |       | 176                      | A | SIUE               | 83 91 |
|                           |   |           |       |           |   |                  |       |            |   |                    |       | 176                      | N | SIUE               | 71 59 |
|                           |   |           |       |           |   |                  |       |            |   |                    |       | 206                      | A | Jacksonville St.   | 74 66 |
|                           |   |           |       |           |   |                  |       |            |   |                    |       | 206                      | H | Jacksonville St.   | 50 63 |
|                           |   |           |       |           |   |                  |       |            |   |                    |       | 209                      | H | Jacksonville       | 64 61 |
|                           |   |           |       |           |   |                  |       |            |   |                    |       | 237                      | H | North Florida      | 53 54 |
|                           |   |           |       |           |   |                  |       |            |   |                    |       | 245                      | A | Morehead St.       | 81 74 |
|                           |   |           |       |           |   |                  |       |            |   |                    |       | 245                      | H | Morehead St.       | 75 74 |
|                           |   |           |       |           |   |                  |       |            |   |                    |       | 245                      | N | Morehead St.       | 81 66 |
|                           |   |           |       |           |   |                  |       |            |   |                    |       | 246                      | A | A&M-Corpus Christi | 72 61 |
|                           |   |           |       |           |   |                  |       |            |   |                    |       | 252                      | A | Lipscomb           | 73 55 |
|                           |   |           |       |           |   |                  |       |            |   |                    |       | 260                      | A | Austin Peay        | 81 78 |
|                           |   |           |       |           |   |                  |       |            |   |                    |       | 265                      | H | Norfolk St.        | 58 65 |
|                           |   |           |       |           |   |                  |       |            |   |                    |       | 289                      | A | Eastern Ky.        | 68 62 |
|                           |   |           |       |           |   |                  |       |            |   |                    |       | 289                      | H | Eastern Ky.        | 86 74 |
|                           |   |           |       |           |   |                  |       |            |   |                    |       | 299                      | H | Eastern Ill.       | 57 44 |
|                           |   |           |       |           |   |                  |       |            |   |                    |       | 316                      | H | Southeast Mo. St.  | 62 55 |
|                           |   |           |       |           |   |                  |       |            |   |                    |       | 331                      | A | Murray St.         | 76 72 |
|                           |   |           |       |           |   |                  |       |            |   |                    |       | 335                      | A | Tennessee Tech     | 66 57 |
|                           |   |           |       |           |   |                  |       |            |   |                    |       | 335                      | H | Tennessee Tech     | 67 64 |
| LAST 12 Division I GAMES: |   |           |       |           |   |                  |       |            |   |                    |       |                          |   |                    |       |
|                           |   |           |       | 131       | N | UT Martin        | 64 60 |            |   |                    |       | 289                      | H | Eastern Ky.        | 86 74 |
|                           |   |           |       | 176       | N | SIUE             | 71 59 |            |   |                    |       | 335                      | A | Tennessee Tech     | 66 57 |
|                           |   |           |       | 245       | N | Morehead St.     | 81 66 |            |   |                    |       | 245                      | A | Morehead St.       | 81 74 |
|                           |   |           |       | 172       | A | Belmont          | 70 53 |            |   |                    |       | 289                      | A | Eastern Ky.        | 68 62 |
|                           |   |           |       | 245       | H | Morehead St.     | 75 74 |            |   |                    |       | 206                      | H | Jacksonville St.   | 50 63 |
|                           |   |           |       | 206       | A | Jacksonville St. | 74 66 |            |   |                    |       | 131                      | H | UT Martin          | 58 64 |

Non-Div I Games:

Tennessee St.

■ Loss, 
■ Non-Conf, 
■ S Site, 
■ H Home 
■ A Away 
N Neutral

## Tennessee Tech

Through Games Of March 10, 2015

|                   |          |           |                |            |             |               |      |      |       |           |
|-------------------|----------|-----------|----------------|------------|-------------|---------------|------|------|-------|-----------|
| Average RPI Win:  | 304      | WON-LOST  | WINNING        | LAST 10    | STRENGTH OF | OPP. STRENGTH | TEAM | ADJ. | CONF. | ADJ CONF. |
| Average RPI Loss: | 196      | RECORD    | PCT. RANK      | GAMES      | SCHEDULE    | OF SCHEDULE   | RPI  | RPI  | RPI   | RPI       |
| DIV. I ONLY       | 6- 23    | 311       | 1- 9           | 324        | 261         | 335           | 335  | 26   | 26    |           |
| DIV. I NON-CONF.  | 3- 10    | 287       | 0- 0           | 333        | 164         | 324           | 324  | 26   | 26    |           |
| TOTALS            | RPI 1-25 | RPI 26-50 | W-L RECORDS    | RPI 51-100 | RPI 101-150 | RPI 150+      |      |      |       |           |
| 6- 23             | 0- 0     | 0- 0      | OVERALL        | 0- 3       | 0- 1        | 6- 19         |      |      |       |           |
| 3- 8              | 0- 0     | 0- 0      | HOME           | 0- 2       | 0- 1        | 3- 5          |      |      |       |           |
| 2- 14             | 0- 0     | 0- 0      | AWAY           | 0- 1       | 0- 0        | 2- 13         |      |      |       |           |
| 1- 1              | 0- 0     | 0- 0      | NEUTRAL        | 0- 0       | 0- 0        | 1- 1          |      |      |       |           |
| 3- 10             | 0- 0     | 0- 0      | NON-CONFERENCE | 0- 3       | 0- 0        | 3- 7          |      |      |       |           |
| 1- 2              | 0- 0     | 0- 0      | HOME           | 0- 2       | 0- 0        | 1- 0          |      |      |       |           |
| 1- 7              | 0- 0     | 0- 0      | AWAY           | 0- 1       | 0- 0        | 1- 6          |      |      |       |           |
| 1- 1              | 0- 0     | 0- 0      | NEUTRAL        | 0- 0       | 0- 0        | 1- 1          |      |      |       |           |
| 3- 13             | 0- 0     | 0- 0      | CONFERENCE     | 0- 0       | 0- 1        | 3- 12         |      |      |       |           |
| 2- 6              | 0- 0     | 0- 0      | HOME           | 0- 0       | 0- 1        | 2- 5          |      |      |       |           |
| 1- 7              | 0- 0     | 0- 0      | AWAY           | 0- 0       | 0- 0        | 1- 7          |      |      |       |           |
| 0- 0              | 0- 0     | 0- 0      | NEUTRAL        | 0- 0       | 0- 0        | 0- 0          |      |      |       |           |

| RPI S                     | Opponent | Score            | RPI S | Opponent | Score | RPI S | Opponent          | Score | RPI S | Opponent            | Score | Team's RPI: 335 |
|---------------------------|----------|------------------|-------|----------|-------|-------|-------------------|-------|-------|---------------------|-------|-----------------|
|                           |          |                  |       |          |       | 59    | H Georgia         | 51 74 | 131   | H UT Martin         | 59 79 |                 |
|                           |          |                  |       |          |       | 66    | H Middle Tenn.    | 76 98 | 157   | A Tennessee St.     | 64 67 |                 |
|                           |          |                  |       |          |       | 93    | A Southern Miss.  | 58 80 | 157   | H Tennessee St.     | 57 66 |                 |
|                           |          |                  |       |          |       |       |                   |       | 172   | A Belmont           | 53 59 |                 |
|                           |          |                  |       |          |       |       |                   |       | 172   | H Belmont           | 62 64 |                 |
|                           |          |                  |       |          |       |       |                   |       | 176   | A SIUE              | 69 83 |                 |
|                           |          |                  |       |          |       |       |                   |       | 181   | N N.C. A&T          | 49 54 |                 |
|                           |          |                  |       |          |       |       |                   |       | 185   | A Wake Forest       | 62 89 |                 |
|                           |          |                  |       |          |       |       |                   |       | 191   | A Mercer            | 67 73 |                 |
|                           |          |                  |       |          |       |       |                   |       | 198   | A Clemson           | 61 76 |                 |
|                           |          |                  |       |          |       |       |                   |       | 206   | A Jacksonville St.  | 58 67 |                 |
|                           |          |                  |       |          |       |       |                   |       | 206   | H Jacksonville St.  | 54 70 |                 |
|                           |          |                  |       |          |       |       |                   |       | 234   | A Georgia St.       | 60 72 |                 |
|                           |          |                  |       |          |       |       |                   |       | 245   | A Morehead St.      | 82 90 |                 |
|                           |          |                  |       |          |       |       |                   |       | 245   | H Morehead St.      | 54 64 |                 |
|                           |          |                  |       |          |       |       |                   |       | 252   | A Lipscomb          | 53 72 |                 |
|                           |          |                  |       |          |       |       |                   |       | 260   | H Austin Peay       | 75 71 |                 |
|                           |          |                  |       |          |       |       |                   |       | 280   | A Valparaiso        | 61 79 |                 |
|                           |          |                  |       |          |       |       |                   |       | 289   | A Eastern Ky.       | 84 71 |                 |
|                           |          |                  |       |          |       |       |                   |       | 289   | H Eastern Ky.       | 93 97 |                 |
|                           |          |                  |       |          |       |       |                   |       | 293   | N Morgan St.        | 62 56 |                 |
|                           |          |                  |       |          |       |       |                   |       | 299   | A Eastern Ill.      | 59 67 |                 |
|                           |          |                  |       |          |       |       |                   |       | 316   | A Southeast Mo. St. | 66 68 |                 |
|                           |          |                  |       |          |       |       |                   |       | 317   | H South Ala.        | 70 66 |                 |
|                           |          |                  |       |          |       |       |                   |       | 331   | H Murray St.        | 74 69 |                 |
|                           |          |                  |       |          |       |       |                   |       | 333   | A FIU               | 73 56 |                 |
| LAST 12 Division I GAMES: |          |                  |       |          |       |       |                   |       |       |                     |       |                 |
| 289                       | A        | Eastern Ky.      | 84    | 71       | 172   | A     | Belmont           | 53    | 59    |                     |       |                 |
| 245                       | A        | Morehead St.     | 82    | 90       | 245   | H     | Morehead St.      | 54    | 64    |                     |       |                 |
| 172                       | H        | Belmont          | 62    | 64       | 289   | H     | Eastern Ky.       | 93    | 97    |                     |       |                 |
| 206                       | A        | Jacksonville St. | 58    | 67       | 157   | A     | Tennessee St.     | 64    | 67    |                     |       |                 |
| 157                       | H        | Tennessee St.    | 57    | 66       | 316   | A     | Southeast Mo. St. | 66    | 68    |                     |       |                 |
| 206                       | H        | Jacksonville St. | 54    | 70       | 131   | H     | UT Martin         | 59    | 79    |                     |       |                 |

Non-Div I Games:

Tennessee Tech

■ Loss, 
 ■ Non-Conf, 
 ■ S Site, 
 ■ H Home 
 ■ A Away 
 N Neutral



|                   |          |           |                |            |             |               |      |      |       |           |
|-------------------|----------|-----------|----------------|------------|-------------|---------------|------|------|-------|-----------|
| Average RPI Win:  | 278      | WON-LOST  | WINNING        | LAST 10    | STRENGTH OF | OPP. STRENGTH | TEAM | ADJ. | CONF. | ADJ CONF. |
| Average RPI Loss: | 143      | RECORD    | PCT. RANK      | GAMES      | SCHEDULE    | OF SCHEDULE   | RPI  | RPI  | RPI   | RPI       |
| DIV. I ONLY       | 14- 13   | 166       | 6- 4           | 227        | 291         | 205           | 205  | 30   | 30    |           |
| DIV. I NON-CONF.  | 5- 8     | 213       | 1- 0           | 100        | 165         | 192           | 192  | 30   | 30    |           |
| TOTALS            | RPI 1-25 | RPI 26-50 | W-L RECORDS    | RPI 51-100 | RPI 101-150 | RPI 150+      |      |      |       |           |
| 14- 13            | 0- 2     | 0- 2      | OVERALL        | 1- 0       | 2- 5        | 11- 4         |      |      |       |           |
| 9- 3              | 0- 0     | 0- 0      | HOME           | 0- 0       | 2- 1        | 7- 2          |      |      |       |           |
| 4- 9              | 0- 2     | 0- 1      | AWAY           | 0- 0       | 0- 4        | 4- 2          |      |      |       |           |
| 1- 1              | 0- 0     | 0- 1      | NEUTRAL        | 1- 0       | 0- 0        | 0- 0          |      |      |       |           |
| 5- 8              | 0- 2     | 0- 2      | NON-CONFERENCE | 1- 0       | 1- 2        | 3- 2          |      |      |       |           |
| 4- 1              | 0- 0     | 0- 0      | HOME           | 0- 0       | 1- 0        | 3- 1          |      |      |       |           |
| 0- 6              | 0- 2     | 0- 1      | AWAY           | 0- 0       | 0- 2        | 0- 1          |      |      |       |           |
| 1- 1              | 0- 0     | 0- 1      | NEUTRAL        | 1- 0       | 0- 0        | 0- 0          |      |      |       |           |
| 9- 5              | 0- 0     | 0- 0      | CONFERENCE     | 0- 0       | 1- 3        | 8- 2          |      |      |       |           |
| 5- 2              | 0- 0     | 0- 0      | HOME           | 0- 0       | 1- 1        | 4- 1          |      |      |       |           |
| 4- 3              | 0- 0     | 0- 0      | AWAY           | 0- 0       | 0- 2        | 4- 1          |      |      |       |           |
| 0- 0              | 0- 0     | 0- 0      | NEUTRAL        | 0- 0       | 0- 0        | 0- 0          |      |      |       |           |

| RPI 1-25                  |   |                |       | RPI 26-50 |   |                |       | RPI 51-100 |   |            |       | RPI 101+ Team's RPI: 205 |   |                    |       |
|---------------------------|---|----------------|-------|-----------|---|----------------|-------|------------|---|------------|-------|--------------------------|---|--------------------|-------|
| RPI                       | S | Opponent       | Score | RPI       | S | Opponent       | Score | RPI        | S | Opponent   | Score | RPI                      | S | Opponent           | Score |
| 4                         | A | Baylor         | 42 96 | 34        | N | Texas A&M      | 61 63 | 100        | N | New Mexico | 61 59 | 117                      | A | Bakersfield        | 72 87 |
| 21                        | A | Texas          | 45 72 | 37        | A | DePaul         | 70 93 |            |   |            |       | 117                      | H | Bakersfield        | 77 60 |
|                           |   |                |       |           |   |                |       |            |   |            |       | 119                      | H | Eastern Mich.      | 81 75 |
|                           |   |                |       |           |   |                |       |            |   |            |       | 135                      | A | New Mexico St.     | 60 80 |
|                           |   |                |       |           |   |                |       |            |   |            |       | 135                      | H | New Mexico St.     | 71 74 |
|                           |   |                |       |           |   |                |       |            |   |            |       | 137                      | A | Texas Tech         | 42 50 |
|                           |   |                |       |           |   |                |       |            |   |            |       | 141                      | A | VCU                | 43 64 |
|                           |   |                |       |           |   |                |       |            |   |            |       | 246                      | H | A&M-Corpus Christi | 57 60 |
|                           |   |                |       |           |   |                |       |            |   |            |       | 275                      | A | Grand Canyon       | 54 69 |
|                           |   |                |       |           |   |                |       |            |   |            |       | 275                      | H | Grand Canyon       | 63 75 |
|                           |   |                |       |           |   |                |       |            |   |            |       | 282                      | H | Houston Baptist    | 75 72 |
|                           |   |                |       |           |   |                |       |            |   |            |       | 298                      | A | NJIT               | 54 59 |
|                           |   |                |       |           |   |                |       |            |   |            |       | 298                      | H | NJIT               | 54 53 |
|                           |   |                |       |           |   |                |       |            |   |            |       | 306                      | A | Seattle            | 70 60 |
|                           |   |                |       |           |   |                |       |            |   |            |       | 306                      | H | Seattle            | 80 58 |
|                           |   |                |       |           |   |                |       |            |   |            |       | 326                      | A | Utah Valley        | 59 52 |
|                           |   |                |       |           |   |                |       |            |   |            |       | 326                      | H | Utah Valley        | 57 55 |
|                           |   |                |       |           |   |                |       |            |   |            |       | 341                      | H | Incarnate Word     | 65 61 |
|                           |   |                |       |           |   |                |       |            |   |            |       | 342                      | A | UMKC               | 84 82 |
|                           |   |                |       |           |   |                |       |            |   |            |       | 342                      | H | UMKC               | 69 51 |
|                           |   |                |       |           |   |                |       |            |   |            |       | 345                      | A | Chicago St.        | 75 60 |
|                           |   |                |       |           |   |                |       |            |   |            |       | 345                      | H | Chicago St.        | 66 57 |
| LAST 12 Division I GAMES: |   |                |       |           |   |                |       |            |   |            |       |                          |   |                    |       |
| 342                       | A | UMKC           | 84 82 | 117       | A | Bakersfield    | 72 87 |            |   |            |       |                          |   |                    |       |
| 135                       | A | New Mexico St. | 60 80 | 345       | H | Chicago St.    | 66 57 |            |   |            |       |                          |   |                    |       |
| 326                       | H | Utah Valley    | 57 55 | 342       | H | UMKC           | 69 51 |            |   |            |       |                          |   |                    |       |
| 275                       | H | Grand Canyon   | 63 75 | 135       | H | New Mexico St. | 71 74 |            |   |            |       |                          |   |                    |       |
| 298                       | H | NJIT           | 54 53 | 275       | A | Grand Canyon   | 54 69 |            |   |            |       |                          |   |                    |       |
| 306                       | A | Seattle        | 70 60 | 326       | A | Utah Valley    | 59 52 |            |   |            |       |                          |   |                    |       |

Non-Div I Games: Tex. A&M-Kingsville 86 36 Concordia (TX) 72 31 Texas Lutheran 71 47

Tex.-Pan American

Loss, Non-Conf, S Site, H Home A Away N Neutral

|                   |          |           |                |            |             |               |      |      |       |           |
|-------------------|----------|-----------|----------------|------------|-------------|---------------|------|------|-------|-----------|
| Average RPI Win:  | 110      | WON-LOST  | WINNING        | LAST 10    | STRENGTH OF | OPP. STRENGTH | TEAM | ADJ. | CONF. | ADJ CONF. |
| Average RPI Loss: | 40       | RECORD    | PCT. RANK      | GAMES      | SCHEDULE    | OF SCHEDULE   | RPI  | RPI  | RPI   | RPI       |
| DIV. I ONLY       | 22- 10   | 67        | 7- 3           | 8          | 8           | 21            | 21   | 1    | 1     |           |
| DIV. I NON-CONF.  | 11- 0    | 1         | 0- 0           | 39         | 69          | 3             | 3    | 1    | 1     |           |
| TOTALS            | RPI 1-25 | RPI 26-50 | W-L RECORDS    | RPI 51-100 | RPI 101-150 | RPI 150+      |      |      |       |           |
| 22- 10            | 4- 4     | 2- 1      | OVERALL        | 6- 5       | 4- 0        | 6- 0          |      |      |       |           |
| 15- 2             | 2- 1     | 1- 0      | HOME           | 4- 1       | 2- 0        | 6- 0          |      |      |       |           |
| 4- 7              | 1- 2     | 0- 1      | AWAY           | 1- 4       | 2- 0        | 0- 0          |      |      |       |           |
| 3- 1              | 1- 1     | 1- 0      | NEUTRAL        | 1- 0       | 0- 0        | 0- 0          |      |      |       |           |
| 11- 0             | 2- 0     | 1- 0      | NON-CONFERENCE | 2- 0       | 0- 0        | 6- 0          |      |      |       |           |
| 8- 0              | 1- 0     | 0- 0      | HOME           | 1- 0       | 0- 0        | 6- 0          |      |      |       |           |
| 2- 0              | 1- 0     | 0- 0      | AWAY           | 1- 0       | 0- 0        | 0- 0          |      |      |       |           |
| 1- 0              | 0- 0     | 1- 0      | NEUTRAL        | 0- 0       | 0- 0        | 0- 0          |      |      |       |           |
| 11- 10            | 2- 4     | 1- 1      | CONFERENCE     | 4- 5       | 4- 0        | 0- 0          |      |      |       |           |
| 7- 2              | 1- 1     | 1- 0      | HOME           | 3- 1       | 2- 0        | 0- 0          |      |      |       |           |
| 2- 7              | 0- 2     | 0- 1      | AWAY           | 0- 4       | 2- 0        | 0- 0          |      |      |       |           |
| 2- 1              | 1- 1     | 0- 0      | NEUTRAL        | 1- 0       | 0- 0        | 0- 0          |      |      |       |           |

| RPI                       | S | Opponent           | Score | RPI | S | Opponent          | Score | RPI | S | Opponent      | Score | RPI | S | Opponent          | Score |
|---------------------------|---|--------------------|-------|-----|---|-------------------|-------|-----|---|---------------|-------|-----|---|-------------------|-------|
| 2                         | H | Tennessee          | 72 59 | 34  | N | Texas A&M         | 67 65 | 56  | A | Iowa St.      | 57 59 | 107 | A | Kansas            | 74 63 |
| 4                         | A | Baylor             | 58 75 | 46  | A | Oklahoma St.      | 60 66 | 56  | H | Iowa St.      | 57 58 | 107 | H | Kansas            | 60 46 |
| 4                         | H | Baylor             | 68 70 | 46  | H | Oklahoma St.      | 59 42 | 62  | A | Kansas St.    | 57 66 | 137 | A | Texas Tech        | 62 59 |
| 4                         | N | Baylor             | 64 75 |     |   |                   |       | 62  | H | Kansas St.    | 76 58 | 137 | H | Texas Tech        | 55 44 |
| 19                        | A | Stanford           | 87 81 |     |   |                   |       | 74  | A | TCU           | 59 64 | 173 | H | UTSA              | 68 48 |
| 22                        | A | Oklahoma           | 59 70 |     |   |                   |       | 74  | H | TCU           | 79 45 | 205 | H | Tex.-Pan American | 72 45 |
| 22                        | H | Oklahoma           | 84 81 |     |   |                   |       | 74  | N | TCU           | 67 61 | 211 | H | McNeese St.       | 76 59 |
| 22                        | N | Oklahoma           | 59 46 |     |   |                   |       | 75  | A | West Virginia | 69 76 | 228 | H | Northwestern St.  | 74 34 |
|                           |   |                    |       |     |   |                   |       | 75  | H | West Virginia | 61 55 | 230 | H | Southern U.       | 80 42 |
|                           |   |                    |       |     |   |                   |       | 92  | A | UCLA          | 75 65 | 266 | H | Rice              | 77 54 |
|                           |   |                    |       |     |   |                   |       | 100 | H | New Mexico    | 86 37 |     |   |                   |       |
| LAST 12 Division I GAMES: |   |                    |       |     |   |                   |       |     |   |               |       |     |   |                   |       |
|                           |   | 4 N Baylor         | 64 75 |     |   | 137 A Texas Tech  | 62 59 |     |   |               |       |     |   |                   |       |
|                           |   | 22 N Oklahoma      | 59 46 |     |   | 62 H Kansas St.   | 76 58 |     |   |               |       |     |   |                   |       |
|                           |   | 74 N TCU           | 67 61 |     |   | 107 A Kansas      | 74 63 |     |   |               |       |     |   |                   |       |
|                           |   | 74 H TCU           | 79 45 |     |   | 46 A Oklahoma St. | 60 66 |     |   |               |       |     |   |                   |       |
|                           |   | 75 A West Virginia | 69 76 |     |   | 4 H Baylor        | 68 70 |     |   |               |       |     |   |                   |       |
|                           |   | 46 H Oklahoma St.  | 59 42 |     |   | 62 A Kansas St.   | 57 66 |     |   |               |       |     |   |                   |       |

Non-Div I Games:

Texas

■ Loss, 
 ■ Non-Conf, 
 ■ S Site, 
 ■ H Home 
 ■ A Away 
 N Neutral

|                   |          |           |                |            |             |               |      |      |       |           |
|-------------------|----------|-----------|----------------|------------|-------------|---------------|------|------|-------|-----------|
| Average RPI Win:  | 145      | WON-LOST  | WINNING        | LAST 10    | STRENGTH OF | OPP. STRENGTH | TEAM | ADJ. | CONF. | ADJ CONF. |
| Average RPI Loss: | 40       | RECORD    | PCT. RANK      | GAMES      | SCHEDULE    | OF SCHEDULE   | RPI  | RPI  | RPI   | RPI       |
| DIV. I ONLY       | 23- 9    | 50        | 6- 4           | 50         | 29          | 34            | 34   | 2    | 2     |           |
| DIV. I NON-CONF.  | 12- 2    | 26        | 0- 0           | 160        | 83          | 44            | 44   | 4    | 4     |           |
| TOTALS            | RPI 1-25 | RPI 26-50 | W-L RECORDS    | RPI 51-100 | RPI 101-150 | RPI 150+      |      |      |       |           |
| 23- 9             | 2- 3     | 3- 2      | OVERALL        | 4- 3       | 4- 1        | 10- 0         |      |      |       |           |
| 14- 1             | 1- 0     | 1- 0      | HOME           | 2- 0       | 2- 1        | 8- 0          |      |      |       |           |
| 6- 6              | 1- 2     | 2- 2      | AWAY           | 1- 2       | 1- 0        | 1- 0          |      |      |       |           |
| 3- 2              | 0- 1     | 0- 0      | NEUTRAL        | 1- 1       | 1- 0        | 1- 0          |      |      |       |           |
| 12- 2             | 1- 1     | 1- 1      | NON-CONFERENCE | 2- 0       | 0- 0        | 8- 0          |      |      |       |           |
| 7- 0              | 1- 0     | 0- 0      | HOME           | 0- 0       | 0- 0        | 6- 0          |      |      |       |           |
| 3- 1              | 0- 0     | 1- 1      | AWAY           | 1- 0       | 0- 0        | 1- 0          |      |      |       |           |
| 2- 1              | 0- 1     | 0- 0      | NEUTRAL        | 1- 0       | 0- 0        | 1- 0          |      |      |       |           |
| 11- 7             | 1- 2     | 2- 1      | CONFERENCE     | 2- 3       | 4- 1        | 2- 0          |      |      |       |           |
| 7- 1              | 0- 0     | 1- 0      | HOME           | 2- 0       | 2- 1        | 2- 0          |      |      |       |           |
| 3- 5              | 1- 2     | 1- 1      | AWAY           | 0- 2       | 1- 0        | 0- 0          |      |      |       |           |
| 1- 1              | 0- 0     | 0- 0      | NEUTRAL        | 0- 1       | 1- 0        | 0- 0          |      |      |       |           |

| RPI 1-25                  |   |                |       | RPI 26-50 |   |                 |       | Team's RPI: 34 |     | RPI 51-100 |            |       |                 | RPI 101+ |                   |       |    |
|---------------------------|---|----------------|-------|-----------|---|-----------------|-------|----------------|-----|------------|------------|-------|-----------------|----------|-------------------|-------|----|
| RPI                       | S | Opponent       | Score | RPI       | S | Opponent        | Score |                | RPI | S          | Opponent   | Score | RPI             | S        | Opponent          | Score |    |
| 2                         | A | Tennessee      | 58 81 | 29        | A | Mississippi St. | 61 63 |                | 58  | A          | LSU        | 63 80 | 101             | H        | Ole Miss          | 58 49 |    |
| 3                         | A | South Carolina | 61 79 | 32        | A | Washington      | 49 70 |                | 58  | H          | LSU        | 55 48 | 102             | A        | Missouri          | 55 48 |    |
| 8                         | A | Kentucky       | 81 69 | 37        | A | DePaul          | 76 68 |                | 58  | N          | LSU        | 65 71 | 102             | H        | Missouri          | 69 70 |    |
| 15                        | H | Duke           | 63 59 | 44        | A | Arkansas        | 52 50 |                | 59  | A          | Georgia    | 51 54 | 150             | H        | Auburn            | 78 45 |    |
| 21                        | N | Texas          | 65 67 | 44        | H | Arkansas        | 59 55 |                | 63  | H          | Vanderbilt | 75 61 | 150             | N        | Auburn            | 57 47 |    |
|                           |   |                |       |           |   |                 |       |                | 74  | A          | TCU        | 82 71 | 161             | H        | Florida           | 66 46 |    |
|                           |   |                |       |           |   |                 |       |                | 100 | N          | New Mexico | 66 52 | 199             | H        | Alabama           | 70 49 |    |
|                           |   |                |       |           |   |                 |       |                |     |            |            |       | 205             | N        | Tex.-Pan American | 63 61 |    |
|                           |   |                |       |           |   |                 |       |                |     |            |            |       | 211             | H        | McNeese St.       | 93 27 |    |
|                           |   |                |       |           |   |                 |       |                |     |            |            |       | 228             | H        | Northwestern St.  | 75 42 |    |
|                           |   |                |       |           |   |                 |       |                |     |            |            |       | 247             | H        | Prairie View      | 59 41 |    |
|                           |   |                |       |           |   |                 |       |                |     |            |            |       | 255             | A        | SMU               | 70 62 |    |
|                           |   |                |       |           |   |                 |       |                |     |            |            |       | 266             | H        | Rice              | 76 55 |    |
|                           |   |                |       |           |   |                 |       |                |     |            |            |       | 288             | H        | Houston           | 94 55 |    |
|                           |   |                |       |           |   |                 |       |                |     |            |            |       | 330             | H        | North Texas       | 75 38 |    |
| LAST 12 Division I GAMES: |   |                |       |           |   |                 |       |                |     |            |            |       |                 |          |                   |       |    |
|                           |   | 58             | N     | LSU       |   |                 | 65    | 71             |     |            | 199        | H     | Alabama         |          |                   | 70    | 49 |
|                           |   | 150            | N     | Auburn    |   |                 | 57    | 47             |     |            | 44         | H     | Arkansas        |          |                   | 59    | 55 |
|                           |   | 58             | A     | LSU       |   |                 | 63    | 80             |     |            | 29         | A     | Mississippi St. |          |                   | 61    | 63 |
|                           |   | 102            | H     | Missouri  |   |                 | 69    | 70             |     |            | 102        | A     | Missouri        |          |                   | 55    | 48 |
|                           |   | 161            | H     | Florida   |   |                 | 66    | 46             |     |            | 150        | H     | Auburn          |          |                   | 78    | 45 |
|                           |   | 8              | A     | Kentucky  |   |                 | 81    | 69             |     |            | 3          | A     | South Carolina  |          |                   | 61    | 79 |

Non-Div I Games:

Texas A&amp;M

■ Loss, 
■ Non-Conf, S Site, 
■ Home 
■ Away 
N Neutral

| Through Games of March 10, 1918 |          |           |           | Through Games of March 10, 1918 |             |               |             |          |       |           |
|---------------------------------|----------|-----------|-----------|---------------------------------|-------------|---------------|-------------|----------|-------|-----------|
| Average RPI Win:                | 298      | WON-LOST  | WINNING   | LAST 10                         | STRENGTH OF | OPP. STRENGTH | TEAM        | ADJ.     | CONF. | ADJ CONF. |
| Average RPI Loss:               | 166      | RECORD    | PCT. RANK | GAMES                           | SCHEDULE    | OF SCHEDULE   | RPI         | RPI      | RPI   | RPI       |
| DIV. I ONLY                     | 19- 10   | 82        | 9- 1      | 339                             | 340         | 190           | 190         | 32       | 32    |           |
| DIV. I NON-CONF.                | 3- 8     | 263       | 0- 0      | 226                             | 136         | 241           | 241         | 32       | 32    |           |
| -----                           |          |           |           |                                 |             |               |             |          |       |           |
| TOTALS                          | RPI 1-25 | RPI 26-50 |           | W-L RECORDS                     |             | RPI 51-100    | RPI 101-150 | RPI 150+ |       |           |
| 19- 10                          | 0- 0     | 0- 1      |           | OVERALL                         |             | 0- 2          | 0- 2        | 19- 5    |       |           |
| 9- 2                            | 0- 0     | 0- 0      |           | HOME                            |             | 0- 0          | 0- 1        | 9- 1     |       |           |
| 9- 8                            | 0- 0     | 0- 0      |           | AWAY                            |             | 0- 1          | 0- 0        | 9- 0     |       |           |
| 1- 0                            | 0- 0     | 0- 0      |           | NEUTRAL                         |             | 0- 0          | 0- 0        | 1- 0     |       |           |
|                                 |          |           |           |                                 |             |               |             |          |       |           |
| 3- 8                            | 0- 0     | 0- 1      |           | NON-CONFERENCE                  |             | 0- 2          | 0- 2        | 3- 3     |       |           |
| 1- 1                            | 0- 0     | 0- 0      |           | HOME                            |             | 0- 0          | 0- 1        | 1- 0     |       |           |
| 1- 7                            | 0- 0     | 0- 1      |           | AWAY                            |             | 0- 2          | 0- 1        | 1- 3     |       |           |
| 1- 0                            | 0- 0     | 0- 0      |           | NEUTRAL                         |             | 0- 0          | 0- 0        | 1- 0     |       |           |
|                                 |          |           |           |                                 |             |               |             |          |       |           |
| 16- 2                           | 0- 0     | 0- 0      |           | CONFERENCE                      |             | 0- 0          | 0- 0        | 16- 2    |       |           |
| 8- 1                            | 0- 0     | 0- 0      |           | HOME                            |             | 0- 0          | 0- 0        | 8- 1     |       |           |
| 8- 1                            | 0- 0     | 0- 0      |           | AWAY                            |             | 0- 0          | 0- 0        | 8- 1     |       |           |
| 0- 0                            | 0- 0     | 0- 0      |           | NEUTRAL                         |             | 0- 0          | 0- 0        | 0- 0     |       |           |

[illegible]

Non-Div I Games:

Texas Southern

Loss, Non-Conf, S Site, H Home A Away N Neutral

|                   |          |           |                |            |             |               |      |      |       |           |
|-------------------|----------|-----------|----------------|------------|-------------|---------------|------|------|-------|-----------|
| Average RPI Win:  | 209      | WON-LOST  | WINNING        | LAST 10    | STRENGTH OF | OPP. STRENGTH | TEAM | ADJ. | CONF. | ADJ CONF. |
| Average RPI Loss: | 128      | RECORD    | PCT. RANK      | GAMES      | SCHEDULE    | OF SCHEDULE   | RPI  | RPI  | RPI   | RPI       |
| DIV. I ONLY       | 14- 13   | 166       | 4- 6           | 167        | 144         | 148           | 148  | 14   | 14    |           |
| DIV. I NON-CONF.  | 3- 4     | 197       | 0- 0           | 126        | 169         | 153           | 153  | 13   | 13    |           |
| TOTALS            | RPI 1-25 | RPI 26-50 | W-L RECORDS    | RPI 51-100 | RPI 101-150 | RPI 150+      |      |      |       |           |
| 14- 13            | 0- 0     | 1- 5      | OVERALL        | 0- 0       | 3- 2        | 10- 6         |      |      |       |           |
| 8- 4              | 0- 0     | 1- 1      | HOME           | 0- 0       | 1- 1        | 6- 2          |      |      |       |           |
| 5- 9              | 0- 0     | 0- 4      | AWAY           | 0- 0       | 2- 1        | 3- 4          |      |      |       |           |
| 1- 0              | 0- 0     | 0- 0      | NEUTRAL        | 0- 0       | 0- 0        | 1- 0          |      |      |       |           |
| 3- 4              | 0- 0     | 0- 2      | NON-CONFERENCE | 0- 0       | 0- 1        | 3- 1          |      |      |       |           |
| 1- 1              | 0- 0     | 0- 0      | HOME           | 0- 0       | 0- 0        | 1- 1          |      |      |       |           |
| 1- 3              | 0- 0     | 0- 2      | AWAY           | 0- 0       | 0- 1        | 1- 0          |      |      |       |           |
| 1- 0              | 0- 0     | 0- 0      | NEUTRAL        | 0- 0       | 0- 0        | 1- 0          |      |      |       |           |
| 11- 9             | 0- 0     | 1- 3      | CONFERENCE     | 0- 0       | 3- 1        | 7- 5          |      |      |       |           |
| 7- 3              | 0- 0     | 1- 1      | HOME           | 0- 0       | 1- 1        | 5- 1          |      |      |       |           |
| 4- 6              | 0- 0     | 0- 2      | AWAY           | 0- 0       | 2- 0        | 2- 4          |      |      |       |           |
| 0- 0              | 0- 0     | 0- 0      | NEUTRAL        | 0- 0       | 0- 0        | 0- 0          |      |      |       |           |

| RPI 1-25                  |   |                 | RPI 26-50 |     |   | RPI 51-100      |       |     | RPI 101+ Team's RPI: 148 |                 |       |
|---------------------------|---|-----------------|-----------|-----|---|-----------------|-------|-----|--------------------------|-----------------|-------|
| RPI                       | S | Opponent        | Score     | RPI | S | Opponent        | Score | RPI | S                        | Opponent        | Score |
|                           |   |                 |           | 31  | A | UALR            | 43 70 | 112 | A                        | Troy            | 74 72 |
|                           |   |                 |           | 31  | H | UALR            | 45 65 | 112 | H                        | Troy            | 59 75 |
|                           |   |                 |           | 45  | A | Stetson         | 57 75 | 137 | A                        | Texas Tech      | 77 81 |
|                           |   |                 |           | 46  | A | Oklahoma St.    | 37 64 | 149 | A                        | Texas-Arlington | 60 53 |
|                           |   |                 |           | 49  | A | Arkansas St.    | 48 68 | 149 | H                        | Texas-Arlington | 65 58 |
|                           |   |                 |           | 49  | H | Arkansas St.    | 83 74 | 155 | A                        | La.-Lafayette   | 41 64 |
|                           |   |                 |           |     |   |                 |       | 155 | H                        | La.-Lafayette   | 81 83 |
|                           |   |                 |           |     |   |                 |       | 171 | A                        | Appalachian St. | 55 61 |
|                           |   |                 |           |     |   |                 |       | 171 | H                        | Appalachian St. | 67 58 |
|                           |   |                 |           |     |   |                 |       | 173 | A                        | UTSA            | 57 53 |
|                           |   |                 |           |     |   |                 |       | 186 | H                        | Lamar           | 79 72 |
|                           |   |                 |           |     |   |                 |       | 220 | A                        | La.-Monroe      | 84 90 |
|                           |   |                 |           |     |   |                 |       | 220 | H                        | La.-Monroe      | 70 64 |
|                           |   |                 |           |     |   |                 |       | 234 | A                        | Georgia St.     | 69 74 |
|                           |   |                 |           |     |   |                 |       | 234 | H                        | Georgia St.     | 71 61 |
|                           |   |                 |           |     |   |                 |       | 253 | N                        | Bethune-Cookman | 51 40 |
|                           |   |                 |           |     |   |                 |       | 282 | H                        | Houston Baptist | 56 61 |
|                           |   |                 |           |     |   |                 |       | 295 | A                        | Ga. Southern    | 79 65 |
|                           |   |                 |           |     |   |                 |       | 295 | H                        | Ga. Southern    | 67 57 |
|                           |   |                 |           |     |   |                 |       | 317 | A                        | South Ala.      | 46 44 |
|                           |   |                 |           |     |   |                 |       | 317 | H                        | South Ala.      | 63 42 |
| LAST 12 Division I GAMES: |   |                 |           |     |   |                 |       |     |                          |                 |       |
| 220                       | A | La.-Monroe      | 84 90     | 149 | H | Texas-Arlington | 65 58 |     |                          |                 |       |
| 171                       | A | Appalachian St. | 55 61     | 31  | A | UALR            | 43 70 |     |                          |                 |       |
| 49                        | H | Arkansas St.    | 83 74     | 317 | A | South Ala.      | 46 44 |     |                          |                 |       |
| 112                       | H | Troy            | 59 75     | 155 | H | La.-Lafayette   | 81 83 |     |                          |                 |       |
| 155                       | A | La.-Lafayette   | 41 64     | 171 | H | Appalachian St. | 67 58 |     |                          |                 |       |
| 234                       | H | Georgia St.     | 71 61     | 295 | H | Ga. Southern    | 67 57 |     |                          |                 |       |

Non-Div I Games: Tex. A&amp;M Int'l 83 65 Tex. A&amp;M-Commerce 74 69

Texas St.

Loss, Non-Conf, S Site, H Home A Away N Neutral

## Texas Tech

Through Games Of March 10, 2015

| Average RPI Win:  | 174      | WON-LOST  | WINNING        | LAST 10    | STRENGTH OF | OPP. STRENGTH | TEAM | ADJ. | CONF. | ADJ CONF. |
|-------------------|----------|-----------|----------------|------------|-------------|---------------|------|------|-------|-----------|
| Average RPI Loss: | 55       | RECORD    | PCT. RANK      | GAMES      | SCHEDULE    | OF SCHEDULE   | RPI  | RPI  | RPI   | RPI       |
| DIV. I ONLY       | 15- 16   | 183       | 2- 8           | 52         | 51          | 137           | 137  | 1    | 1     |           |
| DIV. I NON-CONF.  | 10- 2    | 31        | 0- 0           | 251        | 269         | 103           | 103  | 1    | 1     |           |
| TOTALS            | RPI 1-25 | RPI 26-50 | W-L RECORDS    | RPI 51-100 | RPI 101-150 | RPI 150+      |      |      |       |           |
| 15- 16            | 0- 6     | 0- 2      | OVERALL        | 5- 5       | 1- 3        | 9- 0          |      |      |       |           |
| 13- 6             | 0- 3     | 0- 1      | HOME           | 3- 1       | 1- 1        | 9- 0          |      |      |       |           |
| 2- 7              | 0- 3     | 0- 1      | AWAY           | 2- 2       | 0- 1        | 0- 0          |      |      |       |           |
| 0- 3              | 0- 0     | 0- 0      | NEUTRAL        | 0- 2       | 0- 1        | 0- 0          |      |      |       |           |
| 10- 2             | 0- 0     | 0- 0      | NON-CONFERENCE | 0- 1       | 1- 1        | 9- 0          |      |      |       |           |
| 10- 0             | 0- 0     | 0- 0      | HOME           | 0- 0       | 1- 0        | 9- 0          |      |      |       |           |
| 0- 0              | 0- 0     | 0- 0      | AWAY           | 0- 0       | 0- 0        | 0- 0          |      |      |       |           |
| 0- 2              | 0- 0     | 0- 0      | NEUTRAL        | 0- 1       | 0- 1        | 0- 0          |      |      |       |           |
| 5- 14             | 0- 6     | 0- 2      | CONFERENCE     | 5- 4       | 0- 2        | 0- 0          |      |      |       |           |
| 3- 6              | 0- 3     | 0- 1      | HOME           | 3- 1       | 0- 1        | 0- 0          |      |      |       |           |
| 2- 7              | 0- 3     | 0- 1      | AWAY           | 2- 2       | 0- 1        | 0- 0          |      |      |       |           |
| 0- 1              | 0- 0     | 0- 0      | NEUTRAL        | 0- 1       | 0- 0        | 0- 0          |      |      |       |           |

| RPI 1-25                  |   |               |       | RPI 26-50 |   |               |       | RPI 51-100 |   |                    |       | RPI 101+ Team's RPI: 137 |   |                   |       |
|---------------------------|---|---------------|-------|-----------|---|---------------|-------|------------|---|--------------------|-------|--------------------------|---|-------------------|-------|
| RPI                       | S | Opponent      | Score | RPI       | S | Opponent      | Score | RPI        | S | Opponent           | Score | RPI                      | S | Opponent          | Score |
| 4                         | A | Baylor        | 65 75 | 46        | A | Oklahoma St.  | 35 66 | 56         | A | Iowa St.           | 47 59 | 107                      | A | Kansas            | 67 71 |
| 4                         | H | Baylor        | 60 67 | 46        | H | Oklahoma St.  | 44 47 | 56         | H | Iowa St.           | 71 58 | 107                      | H | Kansas            | 66 68 |
| 21                        | A | Texas         | 44 55 |           |   |               |       | 62         | A | Kansas St.         | 74 68 | 130                      | N | Purdue            | 53 69 |
| 21                        | H | Texas         | 59 62 |           |   |               |       | 62         | H | Kansas St.         | 38 41 | 148                      | H | Texas St.         | 81 77 |
| 22                        | A | Oklahoma      | 64 70 |           |   |               |       | 74         | A | TCU                | 60 71 | 173                      | H | UTSA              | 64 48 |
| 22                        | H | Oklahoma      | 58 75 |           |   |               |       | 74         | H | TCU                | 52 37 | 205                      | H | Tex.-Pan American | 50 42 |
|                           |   |               |       |           |   |               |       | 75         | A | West Virginia      | 55 45 | 206                      | H | Jacksonville St.  | 67 59 |
|                           |   |               |       |           |   |               |       | 75         | H | West Virginia      | 73 57 | 210                      | H | Nicholls St.      | 76 49 |
|                           |   |               |       |           |   |               |       | 75         | N | West Virginia      | 40 59 | 214                      | H | Arizona           | 57 54 |
|                           |   |               |       |           |   |               |       | 82         | N | North Carolina St. | 42 75 | 256                      | H | Abilene Christian | 61 44 |
|                           |   |               |       |           |   |               |       |            |   |                    |       | 282                      | H | Houston Baptist   | 60 59 |
|                           |   |               |       |           |   |               |       |            |   |                    |       | 288                      | H | Houston           | 60 54 |
|                           |   |               |       |           |   |               |       |            |   |                    |       | 293                      | H | Morgan St.        | 65 57 |
| LAST 12 Division I GAMES: |   |               |       |           |   |               |       |            |   |                    |       |                          |   |                   |       |
| 75                        | N | West Virginia | 40 59 | 62        | A | Kansas St.    | 74 68 |            |   |                    |       |                          |   |                   |       |
| 4                         | A | Baylor        | 65 75 | 56        | H | Iowa St.      | 71 58 |            |   |                    |       |                          |   |                   |       |
| 46                        | H | Oklahoma St.  | 44 47 | 74        | A | TCU           | 60 71 |            |   |                    |       |                          |   |                   |       |
| 56                        | A | Iowa St.      | 47 59 | 107       | A | Kansas        | 67 71 |            |   |                    |       |                          |   |                   |       |
| 21                        | H | Texas         | 59 62 | 62        | H | Kansas St.    | 38 41 |            |   |                    |       |                          |   |                   |       |
| 4                         | H | Baylor        | 60 67 | 75        | H | West Virginia | 73 57 |            |   |                    |       |                          |   |                   |       |

Non-Div I Games:

Texas Tech

■ Loss, 
 ■ Non-Conf, S Site, 
 ■ Home 
 ■ Away 
 N Neutral

Texas-Arlington

Through Games Of March 10, 2015

|                   |          |           |                |            |             |               |      |      |       |           |
|-------------------|----------|-----------|----------------|------------|-------------|---------------|------|------|-------|-----------|
| Average RPI Win:  | 238      | WON-LOST  | WINNING        | LAST 10    | STRENGTH OF | OPP. STRENGTH | TEAM | ADJ. | CONF. | ADJ CONF. |
| Average RPI Loss: | 107      | RECORD    | PCT. RANK      | GAMES      | SCHEDULE    | OF SCHEDULE   | RPI  | RPI  | RPI   | RPI       |
| DIV. I ONLY       | 15- 12   | 143       | 7- 3           | 191        | 173         | 149           | 149  | 14   | 14    |           |
| DIV. I NON-CONF.  | 4- 3     | 136       | 0- 0           | 183        | 306         | 139           | 139  | 13   | 13    |           |
| TOTALS            | RPI 1-25 | RPI 26-50 | W-L RECORDS    | RPI 51-100 | RPI 101-150 | RPI 150+      |      |      |       |           |
| 15- 12            | 0- 0     | 0- 5      | OVERALL        | 0- 1       | 1- 3        | 14- 3         |      |      |       |           |
| 8- 5              | 0- 0     | 0- 2      | HOME           | 0- 0       | 1- 1        | 7- 2          |      |      |       |           |
| 7- 7              | 0- 0     | 0- 1      | AWAY           | 0- 0       | 0- 0        | 7- 1          |      |      |       |           |
| 0- 0              | 0- 0     | 0- 0      | NEUTRAL        | 0- 0       | 0- 0        | 0- 0          |      |      |       |           |
| 4- 3              | 0- 0     | 0- 1      | NON-CONFERENCE | 0- 1       | 0- 0        | 4- 1          |      |      |       |           |
| 2- 1              | 0- 0     | 0- 0      | HOME           | 0- 0       | 0- 0        | 2- 1          |      |      |       |           |
| 2- 2              | 0- 0     | 0- 1      | AWAY           | 0- 1       | 0- 0        | 2- 0          |      |      |       |           |
| 0- 0              | 0- 0     | 0- 0      | NEUTRAL        | 0- 0       | 0- 0        | 0- 0          |      |      |       |           |
| 11- 9             | 0- 0     | 0- 4      | CONFERENCE     | 0- 0       | 1- 3        | 10- 2         |      |      |       |           |
| 6- 4              | 0- 0     | 0- 2      | HOME           | 0- 0       | 1- 1        | 5- 1          |      |      |       |           |
| 5- 5              | 0- 0     | 0- 2      | AWAY           | 0- 0       | 0- 2        | 5- 1          |      |      |       |           |
| 0- 0              | 0- 0     | 0- 0      | NEUTRAL        | 0- 0       | 0- 0        | 0- 0          |      |      |       |           |

| RPI 1-25                  |   |          |       | RPI 26-50 |   |                 |       | RPI 51-100 |   |               |       | RPI 101+ Team's RPI: 149 |   |                    |       |
|---------------------------|---|----------|-------|-----------|---|-----------------|-------|------------|---|---------------|-------|--------------------------|---|--------------------|-------|
| RPI                       | S | Opponent | Score | RPI       | S | Opponent        | Score | RPI        | S | Opponent      | Score | RPI                      | S | Opponent           | Score |
|                           |   |          |       | 31        | A | UALR            | 38 66 | 62         | A | Kansas St.    | 41 45 | 112                      | A | Troy               | 63 70 |
|                           |   |          |       | 31        | H | UALR            | 38 48 |            |   |               |       | 112                      | H | Troy               | 70 67 |
|                           |   |          |       | 38        | A | Wichita St.     | 61 71 |            |   |               |       | 148                      | A | Texas St.          | 58 65 |
|                           |   |          |       | 49        | A | Arkansas St.    | 62 67 |            |   |               |       | 148                      | H | Texas St.          | 53 60 |
|                           |   |          |       | 49        | H | Arkansas St.    | 77 80 |            |   |               |       | 155                      | A | La.-Lafayette      | 57 51 |
|                           |   |          |       |           |   |                 |       |            |   |               |       | 155                      | H | La.-Lafayette      | 56 42 |
|                           |   |          |       |           |   |                 |       |            |   |               |       | 171                      | A | Appalachian St.    | 61 53 |
|                           |   |          |       |           |   |                 |       |            |   |               |       | 171                      | H | Appalachian St.    | 55 45 |
|                           |   |          |       |           |   |                 |       |            |   |               |       | 173                      | H | UTSA               | 55 63 |
|                           |   |          |       |           |   |                 |       |            |   |               |       | 220                      | A | La.-Monroe         | 51 56 |
|                           |   |          |       |           |   |                 |       |            |   |               |       | 220                      | H | La.-Monroe         | 51 63 |
|                           |   |          |       |           |   |                 |       |            |   |               |       | 234                      | A | Georgia St.        | 45 39 |
|                           |   |          |       |           |   |                 |       |            |   |               |       | 234                      | H | Georgia St.        | 57 45 |
|                           |   |          |       |           |   |                 |       |            |   |               |       | 246                      | A | A&M-Corpus Christi | 42 28 |
|                           |   |          |       |           |   |                 |       |            |   |               |       | 262                      | H | Northern Ariz.     | 80 62 |
|                           |   |          |       |           |   |                 |       |            |   |               |       | 282                      | H | Houston Baptist    | 83 73 |
|                           |   |          |       |           |   |                 |       |            |   |               |       | 295                      | A | Ga. Southern       | 66 41 |
|                           |   |          |       |           |   |                 |       |            |   |               |       | 295                      | H | Ga. Southern       | 64 52 |
|                           |   |          |       |           |   |                 |       |            |   |               |       | 317                      | A | South Ala.         | 63 46 |
|                           |   |          |       |           |   |                 |       |            |   |               |       | 317                      | H | South Ala.         | 59 49 |
|                           |   |          |       |           |   |                 |       |            |   |               |       | 330                      | A | North Texas        | 46 38 |
| LAST 12 Division I GAMES: |   |          |       |           |   |                 |       |            |   |               |       |                          |   |                    |       |
|                           |   |          |       | 171       | A | Appalachian St. | 61 53 | 317        | A | South Ala.    | 63 46 |                          |   |                    |       |
|                           |   |          |       | 295       | A | Ga. Southern    | 66 41 | 148        | A | Texas St.     | 58 65 |                          |   |                    |       |
|                           |   |          |       | 31        | H | UALR            | 38 48 | 155        | A | La.-Lafayette | 57 51 |                          |   |                    |       |
|                           |   |          |       | 49        | A | Arkansas St.    | 62 67 | 112        | H | Troy          | 70 67 |                          |   |                    |       |
|                           |   |          |       | 155       | H | La.-Lafayette   | 56 42 | 234        | H | Georgia St.   | 57 45 |                          |   |                    |       |
|                           |   |          |       | 171       | H | Appalachian St. | 55 45 | 31         | A | UALR          | 38 66 |                          |   |                    |       |

Non-Div I Games: Missouri Valley 90 32 McMurry 82 25

Texas-Arlington

Loss, Non-Conf, S Site, H Home A Away N Neutral

|                   |          |           |                |            |             |               |      |      |       |           |
|-------------------|----------|-----------|----------------|------------|-------------|---------------|------|------|-------|-----------|
| Average RPI Win:  | 193      | WON-LOST  | WINNING        | LAST 10    | STRENGTH OF | OPP. STRENGTH | TEAM | ADJ. | CONF. | ADJ CONF. |
| Average RPI Loss: | 120      | RECORD    | PCT. RANK      | GAMES      | SCHEDULE    | OF SCHEDULE   | RPI  | RPI  | RPI   | RPI       |
| DIV. I ONLY       | 17- 12   | 115       | 6- 4           | 146        | 143         | 113           | 113  | 15   | 15    |           |
| DIV. I NON-CONF.  | 6- 4     | 132       | 0- 0           | 202        | 78          | 121           | 121  | 17   | 17    |           |
| TOTALS            | RPI 1-25 | RPI 26-50 | W-L RECORDS    | RPI 51-100 | RPI 101-150 | RPI 150+      |      |      |       |           |
| 17- 12            | 0- 1     | 0- 0      | OVERALL        | 2- 3       | 3- 6        | 12- 2         |      |      |       |           |
| 9- 4              | 0- 0     | 0- 0      | HOME           | 1- 1       | 1- 2        | 7- 1          |      |      |       |           |
| 4- 8              | 0- 1     | 0- 0      | AWAY           | 1- 2       | 1- 4        | 2- 1          |      |      |       |           |
| 4- 0              | 0- 0     | 0- 0      | NEUTRAL        | 0- 0       | 1- 0        | 3- 0          |      |      |       |           |
| 6- 4              | 0- 1     | 0- 0      | NON-CONFERENCE | 0- 0       | 1- 2        | 5- 1          |      |      |       |           |
| 2- 1              | 0- 0     | 0- 0      | HOME           | 0- 0       | 0- 0        | 2- 1          |      |      |       |           |
| 0- 3              | 0- 1     | 0- 0      | AWAY           | 0- 0       | 0- 2        | 0- 0          |      |      |       |           |
| 4- 0              | 0- 0     | 0- 0      | NEUTRAL        | 0- 0       | 1- 0        | 3- 0          |      |      |       |           |
| 11- 8             | 0- 0     | 0- 0      | CONFERENCE     | 2- 3       | 2- 4        | 7- 1          |      |      |       |           |
| 7- 3              | 0- 0     | 0- 0      | HOME           | 1- 1       | 1- 2        | 5- 0          |      |      |       |           |
| 4- 5              | 0- 0     | 0- 0      | AWAY           | 1- 2       | 1- 2        | 2- 1          |      |      |       |           |
| 0- 0              | 0- 0     | 0- 0      | NEUTRAL        | 0- 0       | 0- 0        | 0- 0          |      |      |       |           |

| RPI 1-25                  |   |               | RPI 26-50 |     |   | RPI 51-100    |       |     | RPI 101+ |               |         | Team's RPI: 113             |
|---------------------------|---|---------------|-----------|-----|---|---------------|-------|-----|----------|---------------|---------|-----------------------------|
| RPI                       | S | Opponent      | Score     | RPI | S | Opponent      | Score | RPI | S        | Opponent      | Score   |                             |
| 13                        | A | Dayton        | 57 79     |     |   |               |       | 57  | A        | Ohio          | 58 65   | 110 N Virginia 64 62        |
|                           |   |               |           |     |   |               |       | 81  | A        | Akron         | 56 82   | 111 A Cleveland St. 71 81   |
|                           |   |               |           |     |   |               |       | 81  | H        | Akron         | 101 102 | 119 A Eastern Mich. 81 72   |
|                           |   |               |           |     |   |               |       | 94  | A        | Western Mich. | 65 46   | 119 H Eastern Mich. 61 75   |
|                           |   |               |           |     |   |               |       | 94  | H        | Western Mich. | 67 57   | 120 A Ball St. 55 71        |
|                           |   |               |           |     |   |               |       |     |          |               |         | 120 H Ball St. 61 69        |
|                           |   |               |           |     |   |               |       |     |          |               |         | 130 A Purdue 48 66          |
|                           |   |               |           |     |   |               |       |     |          |               |         | 136 A Buffalo 61 68         |
|                           |   |               |           |     |   |               |       |     |          |               |         | 136 H Buffalo 75 63         |
|                           |   |               |           |     |   |               |       |     |          |               |         | 163 N Southern Ill. 64 48   |
|                           |   |               |           |     |   |               |       |     |          |               |         | 165 H St. Bonaventure 64 58 |
|                           |   |               |           |     |   |               |       |     |          |               |         | 168 A Central Mich. 61 46   |
|                           |   |               |           |     |   |               |       |     |          |               |         | 168 H Central Mich. 62 53   |
|                           |   |               |           |     |   |               |       |     |          |               |         | 193 H Idaho 80 67           |
|                           |   |               |           |     |   |               |       |     |          |               |         | 214 N Arizona 69 54         |
|                           |   |               |           |     |   |               |       |     |          |               |         | 223 H Detroit 72 83         |
|                           |   |               |           |     |   |               |       |     |          |               |         | 250 A Northern Ill. 64 68   |
|                           |   |               |           |     |   |               |       |     |          |               |         | 250 H Northern Ill. 73 57   |
|                           |   |               |           |     |   |               |       |     |          |               |         | 274 H Miami (OH) 62 47      |
|                           |   |               |           |     |   |               |       |     |          |               |         | 274 H Miami (OH) 63 53      |
|                           |   |               |           |     |   |               |       |     |          |               |         | 285 N Nevada 65 56          |
|                           |   |               |           |     |   |               |       |     |          |               |         | 287 H Kent St. 67 49        |
|                           |   |               |           |     |   |               |       |     |          |               |         | 291 A Bowling Green 64 48   |
| LAST 12 Division I GAMES: |   |               |           |     |   |               |       |     |          |               |         |                             |
| 274                       | H | Miami (OH)    | 62 47     | 250 | H | Northern Ill. | 73 57 |     |          |               |         |                             |
| 120                       | A | Ball St.      | 55 71     | 81  | A | Akron         | 56 82 |     |          |               |         |                             |
| 250                       | A | Northern Ill. | 64 68     | 168 | A | Central Mich. | 61 46 |     |          |               |         |                             |
| 168                       | H | Central Mich. | 62 53     | 120 | H | Ball St.      | 61 69 |     |          |               |         |                             |
| 94                        | H | Western Mich. | 67 57     | 136 | A | Buffalo       | 61 68 |     |          |               |         |                             |
| 119                       | A | Eastern Mich. | 81 72     | 291 | A | Bowling Green | 64 48 |     |          |               |         |                             |

Non-Div I Games: Wis.-Parkside 70 43

Toledo

■ Loss, 
 ■ Non-Conf, 
 ■ S Site, 
 ■ Home 
 ■ A Away 
 N Neutral



|                              |               |            |                |             |               |            |            |           |           |
|------------------------------|---------------|------------|----------------|-------------|---------------|------------|------------|-----------|-----------|
| Average RPI Win: <b>260</b>  | WON-LOST      | WINNING    | LAST 10        | STRENGTH OF | OPP. STRENGTH | TEAM       | ADJ.       | CONF.     | ADJ CONF. |
| Average RPI Loss: <b>127</b> | RECORD        | PCT. RANK  | GAMES          | SCHEDULE    | OF SCHEDULE   | RPI        | RPI        | RPI       | RPI       |
| DIV. I ONLY                  | <b>10- 20</b> | <b>261</b> | <b>2- 8</b>    | <b>186</b>  | <b>122</b>    | <b>243</b> | <b>243</b> | <b>13</b> | <b>13</b> |
| DIV. I NON-CONF.             | <b>4- 8</b>   | <b>234</b> | <b>0- 0</b>    | <b>189</b>  | <b>153</b>    | <b>228</b> | <b>228</b> | <b>11</b> | <b>11</b> |
| TOTALS                       | RPI 1-25      | RPI 26-50  | W-L RECORDS    | RPI 51-100  | RPI 101-150   | RPI 150+   |            |           |           |
| 10- 20                       | 0- 2          | 0- 2       | OVERALL        | 0- 2        | 0- 5          | 10- 9      |            |           |           |
| 6- 7                         | 0- 1          | 0- 1       | HOME           | 0- 1        | 0- 2          | 6- 2       |            |           |           |
| 4- 11                        | 0- 1          | 0- 1       | AWAY           | 0- 1        | 0- 2          | 4- 5       |            |           |           |
| 0- 2                         | 0- 0          | 0- 0       | NEUTRAL        | 0- 0        | 0- 1          | 0- 1       |            |           |           |
| 4- 8                         | 0- 2          | 0- 0       | NON-CONFERENCE | 0- 0        | 0- 1          | 4- 5       |            |           |           |
| 2- 2                         | 0- 1          | 0- 0       | HOME           | 0- 0        | 0- 0          | 2- 1       |            |           |           |
| 2- 4                         | 0- 1          | 0- 0       | AWAY           | 0- 0        | 0- 0          | 2- 3       |            |           |           |
| 0- 2                         | 0- 0          | 0- 0       | NEUTRAL        | 0- 0        | 0- 1          | 0- 1       |            |           |           |
| 6- 12                        | 0- 0          | 0- 2       | CONFERENCE     | 0- 2        | 0- 4          | 6- 4       |            |           |           |
| 4- 5                         | 0- 0          | 0- 1       | HOME           | 0- 1        | 0- 2          | 4- 1       |            |           |           |
| 2- 7                         | 0- 0          | 0- 1       | AWAY           | 0- 1        | 0- 2          | 2- 3       |            |           |           |
| 0- 0                         | 0- 0          | 0- 0       | NEUTRAL        | 0- 0        | 0- 0          | 0- 0       |            |           |           |

| RPI 1-25                  |   |                   |              | RPI 26-50 |   |                    |              | RPI 51-100 |   |          |              | RPI 101+ Team's RPI: 243 |   |                    |              |
|---------------------------|---|-------------------|--------------|-----------|---|--------------------|--------------|------------|---|----------|--------------|--------------------------|---|--------------------|--------------|
| RPI                       | S | Opponent          | Score        | RPI       | S | Opponent           | Score        | RPI        | S | Opponent | Score        | RPI                      | S | Opponent           | Score        |
| 6                         | A | Maryland          | 52 <b>81</b> | 28        | A | James Madison      | 66 <b>67</b> | 65         | A | Drexel   | 45 <b>50</b> | 103                      | A | Hofstra            | 48 <b>62</b> |
| 11                        | H | George Washington | 48 <b>82</b> | 28        | H | James Madison      | 64 <b>79</b> | 65         | H | Drexel   | 52 <b>66</b> | 103                      | H | Hofstra            | 42 <b>58</b> |
|                           |   |                   |              |           |   |                    |              |            |   |          |              | 104                      | A | Elon               | 43 <b>58</b> |
|                           |   |                   |              |           |   |                    |              |            |   |          |              | 104                      | H | Elon               | 70 <b>84</b> |
|                           |   |                   |              |           |   |                    |              |            |   |          |              | 129                      | N | Rhode Island       | 49 <b>60</b> |
|                           |   |                   |              |           |   |                    |              |            |   |          |              | 177                      | H | North Dakota       | 52 <b>54</b> |
|                           |   |                   |              |           |   |                    |              |            |   |          |              | 178                      | A | William & Mary     | 56 <b>68</b> |
|                           |   |                   |              |           |   |                    |              |            |   |          |              | 178                      | H | William & Mary     | 77 69        |
|                           |   |                   |              |           |   |                    |              |            |   |          |              | 184                      | N | La Salle           | 49 <b>62</b> |
|                           |   |                   |              |           |   |                    |              |            |   |          |              | 185                      | A | Wake Forest        | 64 <b>74</b> |
|                           |   |                   |              |           |   |                    |              |            |   |          |              | 195                      | A | Navy               | 51 <b>55</b> |
|                           |   |                   |              |           |   |                    |              |            |   |          |              | 197                      | A | Delaware           | 54 <b>72</b> |
|                           |   |                   |              |           |   |                    |              |            |   |          |              | 197                      | H | Delaware           | 56 49        |
|                           |   |                   |              |           |   |                    |              |            |   |          |              | 222                      | A | UNCW               | 63 <b>71</b> |
|                           |   |                   |              |           |   |                    |              |            |   |          |              | 222                      | H | UNCW               | 71 <b>73</b> |
|                           |   |                   |              |           |   |                    |              |            |   |          |              | 227                      | A | Penn St.           | 64 <b>71</b> |
|                           |   |                   |              |           |   |                    |              |            |   |          |              | 235                      | H | George Mason       | 72 70        |
|                           |   |                   |              |           |   |                    |              |            |   |          |              | 259                      | A | UMBC               | 59 54        |
|                           |   |                   |              |           |   |                    |              |            |   |          |              | 278                      | H | Rider              | 53 51        |
|                           |   |                   |              |           |   |                    |              |            |   |          |              | 281                      | A | Col. of Charleston | 56 52        |
|                           |   |                   |              |           |   |                    |              |            |   |          |              | 281                      | H | Col. of Charleston | 71 49        |
|                           |   |                   |              |           |   |                    |              |            |   |          |              | 286                      | A | Loyola Maryland    | 63 50        |
|                           |   |                   |              |           |   |                    |              |            |   |          |              | 304                      | A | Northeastern       | 72 64        |
|                           |   |                   |              |           |   |                    |              |            |   |          |              | 304                      | H | Northeastern       | 65 61        |
| LAST 12 Division I GAMES: |   |                   |              |           |   |                    |              |            |   |          |              |                          |   |                    |              |
| 178                       | A | William & Mary    | 56 <b>68</b> | 304       | A | Northeastern       | 72 64        |            |   |          |              |                          |   |                    |              |
| 65                        | A | Drexel            | 45 <b>50</b> | 104       | H | Elon               | 70 <b>84</b> |            |   |          |              |                          |   |                    |              |
| 222                       | H | UNCW              | 71 <b>73</b> | 281       | H | Col. of Charleston | 71 49        |            |   |          |              |                          |   |                    |              |
| 103                       | A | Hofstra           | 48 <b>62</b> | 197       | A | Delaware           | 54 <b>72</b> |            |   |          |              |                          |   |                    |              |
| 65                        | H | Drexel            | 52 <b>66</b> | 222       | A | UNCW               | 63 <b>71</b> |            |   |          |              |                          |   |                    |              |
| 28                        | H | James Madison     | 64 <b>79</b> | 304       | H | Northeastern       | 65 61        |            |   |          |              |                          |   |                    |              |

Non-Div I Games:

Towson

■ Loss, 
 ■ Non-Conf, 
 ■ S Site, 
 ■ H Home 
 ■ A Away 
 N Neutral

|                              |          |           |                |             |               |          |      |       |           |
|------------------------------|----------|-----------|----------------|-------------|---------------|----------|------|-------|-----------|
| Average RPI Win: <b>221</b>  | WON-LOST | WINNING   | LAST 10        | STRENGTH OF | OPP. STRENGTH | TEAM     | ADJ. | CONF. | ADJ CONF. |
| Average RPI Loss: <b>131</b> | RECORD   | PCT. RANK | GAMES          | SCHEDULE    | OF SCHEDULE   | RPI      | RPI  | RPI   | RPI       |
| DIV. I ONLY                  | 20- 9    | 64        | 8- 2           | 257         | 161           | 112      | 112  | 14    | 14        |
| DIV. I NON-CONF.             | 5- 4     | 139       | 0- 0           | 320         | 286           | 214      | 214  | 13    | 13        |
| TOTALS                       | RPI 1-25 | RPI 26-50 | W-L RECORDS    | RPI 51-100  | RPI 101-150   | RPI 150+ |      |       |           |
| 20- 9                        | 0- 0     | 1- 3      | OVERALL        | 0- 0        | 2- 3          | 17- 3    |      |       |           |
| 11- 3                        | 0- 0     | 1- 1      | HOME           | 0- 0        | 1- 1          | 9- 1     |      |       |           |
| 9- 6                         | 0- 0     | 0- 2      | AWAY           | 0- 0        | 1- 2          | 8- 2     |      |       |           |
| 0- 0                         | 0- 0     | 0- 0      | NEUTRAL        | 0- 0        | 0- 0          | 0- 0     |      |       |           |
| 5- 4                         | 0- 0     | 0- 0      | NON-CONFERENCE | 0- 0        | 0- 1          | 5- 3     |      |       |           |
| 3- 1                         | 0- 0     | 0- 0      | HOME           | 0- 0        | 0- 0          | 3- 1     |      |       |           |
| 2- 3                         | 0- 0     | 0- 0      | AWAY           | 0- 0        | 0- 1          | 2- 2     |      |       |           |
| 0- 0                         | 0- 0     | 0- 0      | NEUTRAL        | 0- 0        | 0- 0          | 0- 0     |      |       |           |
| 15- 5                        | 0- 0     | 1- 3      | CONFERENCE     | 0- 0        | 2- 2          | 12- 0    |      |       |           |
| 8- 2                         | 0- 0     | 1- 1      | HOME           | 0- 0        | 1- 1          | 6- 0     |      |       |           |
| 7- 3                         | 0- 0     | 0- 2      | AWAY           | 0- 0        | 1- 1          | 6- 0     |      |       |           |
| 0- 0                         | 0- 0     | 0- 0      | NEUTRAL        | 0- 0        | 0- 0          | 0- 0     |      |       |           |

| RPI S                     | Opponent | Score | RPI S | Opponent        | Score        | RPI S | Opponent | Score | RPI S | Opponent           | Score        | Team's RPI: 112 |
|---------------------------|----------|-------|-------|-----------------|--------------|-------|----------|-------|-------|--------------------|--------------|-----------------|
|                           |          |       | 31    | A UALR          | 56 <b>82</b> |       |          |       | 148   | A Texas St.        | 75 59        |                 |
|                           |          |       | 31    | H UALR          | 65 62        |       |          |       | 148   | H Texas St.        | 72 <b>74</b> |                 |
|                           |          |       | 49    | A Arkansas St.  | 72 <b>91</b> |       |          |       | 149   | A Texas-Arlington  | 67 <b>70</b> |                 |
|                           |          |       | 49    | H Arkansas St.  | 76 <b>82</b> |       |          |       | 149   | H Texas-Arlington  | 70 63        |                 |
|                           |          |       |       |                 |              |       |          |       | 150   | A Auburn           | 54 <b>71</b> |                 |
|                           |          |       |       |                 |              |       |          |       | 153   | H Savannah St.     | 80 <b>83</b> |                 |
|                           |          |       |       |                 |              |       |          |       | 155   | A La.-Lafayette    | 60 55        |                 |
|                           |          |       |       |                 |              |       |          |       | 155   | H La.-Lafayette    | 68 63        |                 |
|                           |          |       |       |                 |              |       |          |       | 157   | A Tennessee St.    | 75 71        |                 |
|                           |          |       |       |                 |              |       |          |       | 171   | A Appalachian St.  | 108 87       |                 |
|                           |          |       |       |                 |              |       |          |       | 171   | H Appalachian St.  | 91 87        |                 |
|                           |          |       |       |                 |              |       |          |       | 198   | A Clemson          | 73 <b>82</b> |                 |
|                           |          |       |       |                 |              |       |          |       | 202   | H Samford          | 76 67        |                 |
|                           |          |       |       |                 |              |       |          |       | 220   | A La.-Monroe       | 82 77        |                 |
|                           |          |       |       |                 |              |       |          |       | 220   | H La.-Monroe       | 90 51        |                 |
|                           |          |       |       |                 |              |       |          |       | 234   | A Georgia St.      | 96 87        |                 |
|                           |          |       |       |                 |              |       |          |       | 234   | H Georgia St.      | 88 75        |                 |
|                           |          |       |       |                 |              |       |          |       | 251   | A Evansville       | 85 <b>94</b> |                 |
|                           |          |       |       |                 |              |       |          |       | 277   | H Alabama St.      | 70 50        |                 |
|                           |          |       |       |                 |              |       |          |       | 295   | A Ga. Southern     | 99 93        |                 |
|                           |          |       |       |                 |              |       |          |       | 295   | H Ga. Southern     | 84 74        |                 |
|                           |          |       |       |                 |              |       |          |       | 317   | A South Ala.       | 86 79        |                 |
|                           |          |       |       |                 |              |       |          |       | 317   | H South Ala.       | 78 67        |                 |
|                           |          |       |       |                 |              |       |          |       | 332   | H Southeastern La. | 80 78        |                 |
|                           |          |       |       |                 |              |       |          |       | 336   | A Florida A&M      | 65 59        |                 |
| LAST 12 Division I GAMES: |          |       |       |                 |              |       |          |       |       |                    |              |                 |
|                           |          |       | 317   | A South Ala.    | 86 79        |       |          |       | 317   | H South Ala.       | 78 67        |                 |
|                           |          |       | 234   | H Georgia St.   | 88 75        |       |          |       | 171   | A Appalachian St.  | 108 87       |                 |
|                           |          |       | 148   | A Texas St.     | 75 59        |       |          |       | 49    | A Arkansas St.     | 72 <b>91</b> |                 |
|                           |          |       | 31    | H UALR          | 65 62        |       |          |       | 149   | A Texas-Arlington  | 67 <b>70</b> |                 |
|                           |          |       | 295   | A Ga. Southern  | 99 93        |       |          |       | 220   | H La.-Monroe       | 90 51        |                 |
|                           |          |       | 155   | H La.-Lafayette | 68 63        |       |          |       | 49    | H Arkansas St.     | 76 <b>82</b> |                 |

Non-Div I Games:

Troy

## Tulane

Through Games Of March 10, 2015

|                   |          |           |                |            |             |               |      |      |       |           |
|-------------------|----------|-----------|----------------|------------|-------------|---------------|------|------|-------|-----------|
| Average RPI Win:  | 188      | WON-LOST  | WINNING        | LAST 10    | STRENGTH OF | OPP. STRENGTH | TEAM | ADJ. | CONF. | ADJ CONF. |
| Average RPI Loss: | 45       | RECORD    | PCT. RANK      | GAMES      | SCHEDULE    | OF SCHEDULE   | RPI  | RPI  | RPI   | RPI       |
| DIV. I ONLY       | 22- 10   | 67        | 5- 5           | 57         | 87          | 53            | 53   | 8    | 8     |           |
| DIV. I NON-CONF.  | 9- 2     | 35        | 0- 0           | 23         | 115         | 24            | 24   | 8    | 8     |           |
| TOTALS            | RPI 1-25 | RPI 26-50 | W-L RECORDS    | RPI 51-100 | RPI 101-150 | RPI 150+      |      |      |       |           |
| 22- 10            | 0- 3     | 1- 4      | OVERALL        | 4- 1       | 4- 2        | 13- 0         |      |      |       |           |
| 11- 4             | 0- 2     | 0- 1      | HOME           | 2- 1       | 2- 0        | 7- 0          |      |      |       |           |
| 8- 4              | 0- 1     | 1- 1      | AWAY           | 2- 0       | 0- 2        | 5- 0          |      |      |       |           |
| 3- 2              | 0- 0     | 0- 2      | NEUTRAL        | 0- 0       | 2- 0        | 1- 0          |      |      |       |           |
| 9- 2              | 0- 1     | 1- 1      | NON-CONFERENCE | 3- 0       | 1- 0        | 4- 0          |      |      |       |           |
| 5- 1              | 0- 1     | 0- 0      | HOME           | 2- 0       | 0- 0        | 3- 0          |      |      |       |           |
| 3- 0              | 0- 0     | 1- 0      | AWAY           | 1- 0       | 0- 0        | 1- 0          |      |      |       |           |
| 1- 1              | 0- 0     | 0- 1      | NEUTRAL        | 0- 0       | 1- 0        | 0- 0          |      |      |       |           |
| 13- 8             | 0- 2     | 0- 3      | CONFERENCE     | 1- 1       | 3- 2        | 9- 0          |      |      |       |           |
| 6- 3              | 0- 1     | 0- 1      | HOME           | 0- 1       | 2- 0        | 4- 0          |      |      |       |           |
| 5- 4              | 0- 1     | 0- 1      | AWAY           | 1- 0       | 0- 2        | 4- 0          |      |      |       |           |
| 2- 1              | 0- 0     | 0- 1      | NEUTRAL        | 0- 0       | 1- 0        | 1- 0          |      |      |       |           |

| RPI                       | S | Opponent        | Score | RPI | S | Opponent           | Score | RPI | S | Opponent           | Score | RPI | S | Opponent         | Score |
|---------------------------|---|-----------------|-------|-----|---|--------------------|-------|-----|---|--------------------|-------|-----|---|------------------|-------|
| 5                         | A | UConn           | 39 87 | 26  | A | South Fla.         | 45 64 | 58  | A | LSU                | 51 45 | 114 | A | Tulsa            | 52 55 |
| 5                         | H | UConn           | 47 94 | 26  | H | South Fla.         | 40 53 | 66  | H | Miami (FL)         | 70 65 | 114 | H | Tulsa            | 73 34 |
| 10                        | H | Florida St.     | 54 65 | 26  | N | South Fla.         | 69 78 | 68  | A | East Carolina      | 76 63 | 114 | N | Tulsa            | 71 53 |
|                           |   |                 |       | 30  | N | Western Ky.        | 64 69 | 68  | H | East Carolina      | 63 67 | 122 | N | UNI              | 71 48 |
|                           |   |                 |       | 31  | A | UALR               | 74 58 | 82  | H | North Carolina St. | 60 51 | 140 | A | Temple           | 58 69 |
|                           |   |                 |       |     |   |                    |       |     |   |                    |       | 140 | H | Temple           | 77 63 |
|                           |   |                 |       |     |   |                    |       |     |   |                    |       | 187 | H | Memphis          | 75 65 |
|                           |   |                 |       |     |   |                    |       |     |   |                    |       | 202 | H | Samford          | 58 56 |
|                           |   |                 |       |     |   |                    |       |     |   |                    |       | 210 | H | Nicholls St.     | 77 44 |
|                           |   |                 |       |     |   |                    |       |     |   |                    |       | 211 | A | McNeese St.      | 75 55 |
|                           |   |                 |       |     |   |                    |       |     |   |                    |       | 255 | A | SMU              | 84 60 |
|                           |   |                 |       |     |   |                    |       |     |   |                    |       | 255 | H | SMU              | 60 58 |
|                           |   |                 |       |     |   |                    |       |     |   |                    |       | 257 | A | Cincinnati       | 60 50 |
|                           |   |                 |       |     |   |                    |       |     |   |                    |       | 271 | A | UCF              | 71 70 |
|                           |   |                 |       |     |   |                    |       |     |   |                    |       | 271 | H | UCF              | 66 55 |
|                           |   |                 |       |     |   |                    |       |     |   |                    |       | 288 | A | Houston          | 63 46 |
|                           |   |                 |       |     |   |                    |       |     |   |                    |       | 288 | H | Houston          | 70 40 |
|                           |   |                 |       |     |   |                    |       |     |   |                    |       | 288 | N | Houston          | 64 39 |
|                           |   |                 |       |     |   |                    |       |     |   |                    |       | 349 | H | Mississippi Val. | 87 47 |
| LAST 12 Division I GAMES: |   |                 |       |     |   |                    |       |     |   |                    |       |     |   |                  |       |
|                           |   | 26 N South Fla. | 69 78 |     |   | 140 A Temple       | 58 69 |     |   |                    |       |     |   |                  |       |
|                           |   | 114 N Tulsa     | 71 53 |     |   | 5 A UConn          | 39 87 |     |   |                    |       |     |   |                  |       |
|                           |   | 288 N Houston   | 64 39 |     |   | 271 H UCF          | 66 55 |     |   |                    |       |     |   |                  |       |
|                           |   | 114 A Tulsa     | 52 55 |     |   | 140 H Temple       | 77 63 |     |   |                    |       |     |   |                  |       |
|                           |   | 5 H UConn       | 47 94 |     |   | 255 A SMU          | 84 60 |     |   |                    |       |     |   |                  |       |
|                           |   | 187 H Memphis   | 75 65 |     |   | 68 H East Carolina | 63 67 |     |   |                    |       |     |   |                  |       |

Non-Div I Games:

Tulane

■ Loss, 
 ■ Non-Conf, S Site, 
 ■ Home 
 ■ Away 
 N Neutral

|                   |          |           |                |            |             |               |      |      |       |           |
|-------------------|----------|-----------|----------------|------------|-------------|---------------|------|------|-------|-----------|
| Average RPI Win:  | 212      | WON-LOST  | WINNING        | LAST 10    | STRENGTH OF | OPP. STRENGTH | TEAM | ADJ. | CONF. | ADJ CONF. |
| Average RPI Loss: | 81       | RECORD    | PCT. RANK      | GAMES      | SCHEDULE    | OF SCHEDULE   | RPI  | RPI  | RPI   | RPI       |
| DIV. I ONLY       | 17- 13   | 126       | 7- 3           | 119        | 89          | 114           | 114  | 8    | 8     |           |
| DIV. I NON-CONF.  | 5- 6     | 178       | 0- 0           | 125        | 140         | 174           | 174  | 8    | 8     |           |
| TOTALS            | RPI 1-25 | RPI 26-50 | W-L RECORDS    | RPI 51-100 | RPI 101-150 | RPI 150+      |      |      |       |           |
| 17- 13            | 0- 2     | 0- 3      | OVERALL        | 2- 4       | 2- 1        | 13- 3         |      |      |       |           |
| 9- 6              | 0- 1     | 0- 2      | HOME           | 1- 1       | 1- 1        | 7- 1          |      |      |       |           |
| 7- 6              | 0- 1     | 0- 1      | AWAY           | 1- 2       | 0- 0        | 6- 2          |      |      |       |           |
| 1- 1              | 0- 0     | 0- 0      | NEUTRAL        | 0- 1       | 1- 0        | 0- 0          |      |      |       |           |
| 5- 6              | 0- 0     | 0- 2      | NON-CONFERENCE | 0- 1       | 1- 1        | 4- 2          |      |      |       |           |
| 2- 4              | 0- 0     | 0- 2      | HOME           | 0- 0       | 0- 1        | 2- 1          |      |      |       |           |
| 2- 2              | 0- 0     | 0- 0      | AWAY           | 0- 1       | 0- 0        | 2- 1          |      |      |       |           |
| 1- 0              | 0- 0     | 0- 0      | NEUTRAL        | 0- 0       | 1- 0        | 0- 0          |      |      |       |           |
| 12- 7             | 0- 2     | 0- 1      | CONFERENCE     | 2- 3       | 1- 0        | 9- 1          |      |      |       |           |
| 7- 2              | 0- 1     | 0- 0      | HOME           | 1- 1       | 1- 0        | 5- 0          |      |      |       |           |
| 5- 4              | 0- 1     | 0- 1      | AWAY           | 1- 1       | 0- 0        | 4- 1          |      |      |       |           |
| 0- 1              | 0- 0     | 0- 0      | NEUTRAL        | 0- 1       | 0- 0        | 0- 0          |      |      |       |           |

| RPI                       | S | Opponent | Score | RPI        | S  | Opponent   | Score | RPI | S | Opponent      | Score | RPI | S | Opponent       | Score | Team's RPI: 114 |
|---------------------------|---|----------|-------|------------|----|------------|-------|-----|---|---------------|-------|-----|---|----------------|-------|-----------------|
| 5                         | A | UConn    | 60 98 | 26         | A  | South Fla. | 46 79 | 53  | A | Tulane        | 34 73 | 122 | H | UNI            | 66 69 |                 |
| 5                         | H | UConn    | 46 92 | 31         | H  | UALR       | 59 66 | 53  | H | Tulane        | 55 52 | 136 | N | Buffalo        | 87 77 |                 |
|                           |   |          |       | 44         | H  | Arkansas   | 53 64 | 53  | N | Tulane        | 53 71 | 140 | H | Temple         | 75 67 |                 |
|                           |   |          |       |            |    |            |       | 66  | A | Miami (FL)    | 57 69 | 151 | H | Saint Louis    | 58 63 |                 |
|                           |   |          |       |            |    |            |       | 68  | A | East Carolina | 74 63 | 158 | A | Oral Roberts   | 71 73 |                 |
|                           |   |          |       |            |    |            |       | 68  | H | East Carolina | 68 77 | 186 | H | Lamar          | 73 69 |                 |
|                           |   |          |       |            |    |            |       |     |   |               |       | 187 | A | Memphis        | 65 62 |                 |
|                           |   |          |       |            |    |            |       |     |   |               |       | 187 | H | Memphis        | 79 69 |                 |
|                           |   |          |       |            |    |            |       |     |   |               |       | 190 | A | Texas Southern | 67 64 |                 |
|                           |   |          |       |            |    |            |       |     |   |               |       | 255 | A | SMU            | 72 59 |                 |
|                           |   |          |       |            |    |            |       |     |   |               |       | 255 | H | SMU            | 74 58 |                 |
|                           |   |          |       |            |    |            |       |     |   |               |       | 257 | A | Cincinnati     | 71 58 |                 |
|                           |   |          |       |            |    |            |       |     |   |               |       | 257 | H | Cincinnati     | 74 52 |                 |
|                           |   |          |       |            |    |            |       |     |   |               |       | 271 | A | UCF            | 70 76 |                 |
|                           |   |          |       |            |    |            |       |     |   |               |       | 271 | H | UCF            | 70 61 |                 |
|                           |   |          |       |            |    |            |       |     |   |               |       | 280 | A | Valparaiso     | 87 63 |                 |
|                           |   |          |       |            |    |            |       |     |   |               |       | 288 | A | Houston        | 67 51 |                 |
|                           |   |          |       |            |    |            |       |     |   |               |       | 288 | H | Houston        | 74 52 |                 |
|                           |   |          |       |            |    |            |       |     |   |               |       | 302 | H | New Orleans    | 78 55 |                 |
| LAST 12 Division I GAMES: |   |          |       |            |    |            |       |     |   |               |       |     |   |                |       |                 |
|                           |   | 53       | N     | Tulane     | 53 | 71         |       | 255 | A | SMU           | 72    | 59  |   |                |       |                 |
|                           |   | 257      | A     | Cincinnati | 71 | 58         |       | 140 | H | Temple        | 75    | 67  |   |                |       |                 |
|                           |   | 53       | H     | Tulane     | 55 | 52         |       | 288 | A | Houston       | 67    | 51  |   |                |       |                 |
|                           |   | 187      | A     | Memphis    | 65 | 62         |       | 271 | H | UCF           | 70    | 61  |   |                |       |                 |
|                           |   | 5        | H     | UConn      | 46 | 92         |       | 255 | H | SMU           | 74    | 58  |   |                |       |                 |
|                           |   | 26       | A     | South Fla. | 46 | 79         |       | 68  | A | East Carolina | 74    | 63  |   |                |       |                 |

Non-Div I Games:

Tulsa

■ Loss, 
 ■ Non-Conf, 
 ■ S Site, 
 ■ Home 
 ■ Away 
 N Neutral

|                   |          |           |                |            |             |               |      |      |       |           |
|-------------------|----------|-----------|----------------|------------|-------------|---------------|------|------|-------|-----------|
| UAB               |          |           |                |            |             |               |      |      |       |           |
| Average RPI Win:  | 244      | WON-LOST  | WINNING        | LAST 10    | STRENGTH OF | OPP. STRENGTH | TEAM | ADJ. | CONF. | ADJ CONF. |
| Average RPI Loss: | 135      | RECORD    | PCT. RANK      | GAMES      | SCHEDULE    | OF SCHEDULE   | RPI  | RPI  | RPI   | RPI       |
| DIV. I ONLY       | 17- 12   | 115       | 7- 3           | 302        | 149         | 182           | 182  | 17   | 17    |           |
| DIV. I NON-CONF.  | 6- 5     | 145       | 0- 0           | 344        | 178         | 269           | 269  | 18   | 18    |           |
| -----             |          |           |                |            |             |               |      |      |       |           |
| TOTALS            | RPI 1-25 | RPI 26-50 | W-L RECORDS    | RPI 51-100 | RPI 101-150 | RPI 150+      |      |      |       |           |
| 17- 12            | 0- 1     | 0- 1      | OVERALL        | 2- 3       | 1- 2        | 14- 5         |      |      |       |           |
| 11- 3             | 0- 0     | 0- 0      | HOME           | 1- 2       | 0- 1        | 10- 0         |      |      |       |           |
| 5- 9              | 0- 1     | 0- 1      | AWAY           | 1- 1       | 1- 1        | 3- 5          |      |      |       |           |
| 1- 0              | 0- 0     | 0- 0      | NEUTRAL        | 0- 0       | 0- 0        | 1- 0          |      |      |       |           |
| 6- 5              | 0- 1     | 0- 0      | NON-CONFERENCE | 0- 1       | 0- 0        | 6- 3          |      |      |       |           |
| 4- 1              | 0- 0     | 0- 0      | HOME           | 0- 1       | 0- 0        | 4- 0          |      |      |       |           |
| 1- 4              | 0- 1     | 0- 0      | AWAY           | 0- 0       | 0- 0        | 1- 3          |      |      |       |           |
| 1- 0              | 0- 0     | 0- 0      | NEUTRAL        | 0- 0       | 0- 0        | 1- 0          |      |      |       |           |
| 11- 7             | 0- 0     | 0- 1      | CONFERENCE     | 2- 2       | 1- 2        | 8- 2          |      |      |       |           |
| 7- 2              | 0- 0     | 0- 0      | HOME           | 1- 1       | 0- 1        | 6- 0          |      |      |       |           |
| 4- 5              | 0- 0     | 0- 1      | AWAY           | 1- 1       | 1- 1        | 2- 2          |      |      |       |           |
| 0- 0              | 0- 0     | 0- 0      | NEUTRAL        | 0- 0       | 0- 0        | 0- 0          |      |      |       |           |

| RPI 1-25                  |   |               |       | RPI 26-50 |   |              |       | RPI 51-100 |   |                |       | RPI 101+ Team's RPI: 182 |   |                  |       |
|---------------------------|---|---------------|-------|-----------|---|--------------|-------|------------|---|----------------|-------|--------------------------|---|------------------|-------|
| RPI                       | S | Opponent      | Score | RPI       | S | Opponent     | Score | RPI        | S | Opponent       | Score | RPI                      | S | Opponent         | Score |
| 10                        | A | Florida St.   | 62 92 | 30        | A | Western Ky.  | 51 59 | 66         | A | Middle Tenn.   | 62 57 | 121                      | A | Louisiana Tech   | 63 54 |
|                           |   |               |       |           |   |              |       | 66         | H | Middle Tenn.   | 68 76 | 121                      | H | Louisiana Tech   | 55 61 |
|                           |   |               |       |           |   |              |       | 90         | H | Richmond       | 65 71 | 128                      | A | Old Dominion     | 46 58 |
|                           |   |               |       |           |   |              |       | 93         | A | Southern Miss. | 39 44 | 173                      | H | UTSA             | 73 57 |
|                           |   |               |       |           |   |              |       | 93         | H | Southern Miss. | 62 49 | 174                      | A | Charlotte        | 60 52 |
|                           |   |               |       |           |   |              |       |            |   |                |       | 175                      | A | Marshall         | 52 71 |
|                           |   |               |       |           |   |              |       |            |   |                |       | 202                      | A | Samford          | 41 70 |
|                           |   |               |       |           |   |              |       |            |   |                |       | 214                      | A | Arizona          | 44 49 |
|                           |   |               |       |           |   |              |       |            |   |                |       | 217                      | A | Fla. Atlantic    | 56 66 |
|                           |   |               |       |           |   |              |       |            |   |                |       | 217                      | H | Fla. Atlantic    | 59 56 |
|                           |   |               |       |           |   |              |       |            |   |                |       | 244                      | H | UTEP             | 67 52 |
|                           |   |               |       |           |   |              |       |            |   |                |       | 252                      | H | Lipscomb         | 72 54 |
|                           |   |               |       |           |   |              |       |            |   |                |       | 266                      | H | Rice             | 75 59 |
|                           |   |               |       |           |   |              |       |            |   |                |       | 270                      | A | Loyola Marymount | 61 66 |
|                           |   |               |       |           |   |              |       |            |   |                |       | 272                      | N | UC Irvine        | 69 65 |
|                           |   |               |       |           |   |              |       |            |   |                |       | 307                      | A | Loyola Chicago   | 61 51 |
|                           |   |               |       |           |   |              |       |            |   |                |       | 313                      | H | Alcorn           | 57 43 |
|                           |   |               |       |           |   |              |       |            |   |                |       | 317                      | H | South Ala.       | 73 43 |
|                           |   |               |       |           |   |              |       |            |   |                |       | 330                      | H | North Texas      | 74 40 |
|                           |   |               |       |           |   |              |       |            |   |                |       | 333                      | A | FIU              | 68 45 |
|                           |   |               |       |           |   |              |       |            |   |                |       | 333                      | H | FIU              | 72 56 |
|                           |   |               |       |           |   |              |       |            |   |                |       | 337                      | H | Ark.-Pine Bluff  | 65 56 |
| LAST 12 Division I GAMES: |   |               |       |           |   |              |       |            |   |                |       |                          |   |                  |       |
| 333                       | H | FIU           | 72 56 | 330       | H | North Texas  | 74 40 | 93         | A | Southern Miss. | 39 44 | 121                      | A | Louisiana Tech   | 63 54 |
| 217                       | H | Fla. Atlantic | 59 56 | 66        | A | Middle Tenn. | 62 57 | 173        | H | UTSA           | 73 57 | 244                      | H | UTEP             | 67 52 |
| 66                        | A | Middle Tenn.  | 62 57 | 175       | A | Marshall     | 52 71 | 128        | A | Old Dominion   | 46 58 |                          |   |                  |       |
| 30                        | A | Western Ky.   | 51 59 | 266       | H | Rice         | 75 59 |            |   |                |       |                          |   |                  |       |

Non-Div I Games:

UAB

■ Loss, 
 ■ Non-Conf, S Site, 
 ■ Home 
 ■ Away 
 N Neutral

|                   |          |           |                |            |             |               |      |      |       |           |
|-------------------|----------|-----------|----------------|------------|-------------|---------------|------|------|-------|-----------|
| Average RPI Win:  | 179      | WON-LOST  | WINNING        | LAST 10    | STRENGTH OF | OPP. STRENGTH | TEAM | ADJ. | CONF. | ADJ CONF. |
| Average RPI Loss: | 65       | RECORD    | PCT. RANK      | GAMES      | SCHEDULE    | OF SCHEDULE   | RPI  | RPI  | RPI   | RPI       |
| DIV. I ONLY       | 25- 4    | 15        | 9- 1           | 142        | 108         | 31            | 31   | 14   | 14    |           |
| DIV. I NON-CONF.  | 7- 2     | 47        | 0- 0           | 72         | 20          | 29            | 29   | 13   | 13    |           |
| TOTALS            | RPI 1-25 | RPI 26-50 | W-L RECORDS    | RPI 51-100 | RPI 101-150 | RPI 150+      |      |      |       |           |
| 25- 4             | 1- 0     | 1- 2      | OVERALL        | 1- 1       | 7- 1        | 15- 0         |      |      |       |           |
| 13- 1             | 1- 0     | 1- 0      | HOME           | 0- 1       | 4- 0        | 7- 0          |      |      |       |           |
| 12- 3             | 0- 0     | 0- 2      | AWAY           | 1- 0       | 3- 1        | 8- 0          |      |      |       |           |
| 0- 0              | 0- 0     | 0- 0      | NEUTRAL        | 0- 0       | 0- 0        | 0- 0          |      |      |       |           |
| 7- 2              | 1- 0     | 0- 1      | NON-CONFERENCE | 1- 1       | 2- 0        | 3- 0          |      |      |       |           |
| 3- 1              | 1- 0     | 0- 0      | HOME           | 0- 1       | 1- 0        | 1- 0          |      |      |       |           |
| 4- 1              | 0- 0     | 0- 1      | AWAY           | 1- 0       | 1- 0        | 2- 0          |      |      |       |           |
| 0- 0              | 0- 0     | 0- 0      | NEUTRAL        | 0- 0       | 0- 0        | 0- 0          |      |      |       |           |
| 18- 2             | 0- 0     | 1- 1      | CONFERENCE     | 0- 0       | 5- 1        | 12- 0         |      |      |       |           |
| 10- 0             | 0- 0     | 1- 0      | HOME           | 0- 0       | 3- 0        | 6- 0          |      |      |       |           |
| 8- 2              | 0- 0     | 0- 1      | AWAY           | 0- 0       | 2- 1        | 6- 0          |      |      |       |           |
| 0- 0              | 0- 0     | 0- 0      | NEUTRAL        | 0- 0       | 0- 0        | 0- 0          |      |      |       |           |

| RPI 1-25                  |   |                 |       | RPI 26-50 |   |                  |       | Team's RPI: 31 |   |          |       | RPI 51-100 |   |                 |       | RPI 101+ |   |          |       |
|---------------------------|---|-----------------|-------|-----------|---|------------------|-------|----------------|---|----------|-------|------------|---|-----------------|-------|----------|---|----------|-------|
| RPI                       | S | Opponent        | Score | RPI       | S | Opponent         | Score | RPI            | S | Opponent | Score | RPI        | S | Opponent        | Score | RPI      | S | Opponent | Score |
| 22                        | H | Oklahoma        | 66 62 | 47        | A | South Dakota St. | 42 67 | 53             | H | Tulane   | 58 74 | 112        | A | Troy            | 62 65 |          |   |          |       |
|                           |   |                 |       | 49        | A | Arkansas St.     | 69 70 | 58             | A | LSU      | 70 54 | 112        | H | Troy            | 82 56 |          |   |          |       |
|                           |   |                 |       | 49        | H | Arkansas St.     | 63 61 |                |   |          |       | 114        | A | Tulsa           | 66 59 |          |   |          |       |
|                           |   |                 |       |           |   |                  |       |                |   |          |       | 123        | H | Missouri St.    | 61 48 |          |   |          |       |
|                           |   |                 |       |           |   |                  |       |                |   |          |       | 148        | A | Texas St.       | 65 45 |          |   |          |       |
|                           |   |                 |       |           |   |                  |       |                |   |          |       | 148        | H | Texas St.       | 70 43 |          |   |          |       |
|                           |   |                 |       |           |   |                  |       |                |   |          |       | 149        | A | Texas-Arlington | 48 38 |          |   |          |       |
|                           |   |                 |       |           |   |                  |       |                |   |          |       | 149        | H | Texas-Arlington | 66 38 |          |   |          |       |
|                           |   |                 |       |           |   |                  |       |                |   |          |       | 155        | A | La.-Lafayette   | 68 66 |          |   |          |       |
|                           |   |                 |       |           |   |                  |       |                |   |          |       | 155        | H | La.-Lafayette   | 67 41 |          |   |          |       |
|                           |   |                 |       |           |   |                  |       |                |   |          |       | 158        | H | Oral Roberts    | 54 43 |          |   |          |       |
|                           |   |                 |       |           |   |                  |       |                |   |          |       | 171        | A | Appalachian St. | 63 49 |          |   |          |       |
|                           |   |                 |       |           |   |                  |       |                |   |          |       | 171        | H | Appalachian St. | 69 48 |          |   |          |       |
|                           |   |                 |       |           |   |                  |       |                |   |          |       | 187        | A | Memphis         | 66 59 |          |   |          |       |
|                           |   |                 |       |           |   |                  |       |                |   |          |       | 220        | A | La.-Monroe      | 79 41 |          |   |          |       |
|                           |   |                 |       |           |   |                  |       |                |   |          |       | 220        | H | La.-Monroe      | 68 44 |          |   |          |       |
|                           |   |                 |       |           |   |                  |       |                |   |          |       | 234        | A | Georgia St.     | 75 55 |          |   |          |       |
|                           |   |                 |       |           |   |                  |       |                |   |          |       | 234        | H | Georgia St.     | 56 39 |          |   |          |       |
|                           |   |                 |       |           |   |                  |       |                |   |          |       | 266        | A | Rice            | 55 40 |          |   |          |       |
|                           |   |                 |       |           |   |                  |       |                |   |          |       | 295        | A | Ga. Southern    | 58 44 |          |   |          |       |
|                           |   |                 |       |           |   |                  |       |                |   |          |       | 295        | H | Ga. Southern    | 60 43 |          |   |          |       |
|                           |   |                 |       |           |   |                  |       |                |   |          |       | 317        | A | South Ala.      | 56 34 |          |   |          |       |
|                           |   |                 |       |           |   |                  |       |                |   |          |       | 317        | H | South Ala.      | 71 37 |          |   |          |       |
| LAST 12 Division I GAMES: |   |                 |       |           |   |                  |       |                |   |          |       |            |   |                 |       |          |   |          |       |
| 155                       | A | La.-Lafayette   | 68 66 | 171       | A | Appalachian St.  | 63 49 |                |   |          |       |            |   |                 |       |          |   |          |       |
| 149                       | A | Texas-Arlington | 48 38 | 148       | H | Texas St.        | 70 43 |                |   |          |       |            |   |                 |       |          |   |          |       |
| 234                       | H | Georgia St.     | 56 39 | 220       | H | La.-Monroe       | 68 44 |                |   |          |       |            |   |                 |       |          |   |          |       |
| 112                       | A | Troy            | 62 65 | 295       | A | Ga. Southern     | 58 44 |                |   |          |       |            |   |                 |       |          |   |          |       |
| 49                        | H | Arkansas St.    | 63 61 | 49        | A | Arkansas St.     | 69 70 |                |   |          |       |            |   |                 |       |          |   |          |       |
| 295                       | H | Ga. Southern    | 60 43 | 149       | H | Texas-Arlington  | 66 38 |                |   |          |       |            |   |                 |       |          |   |          |       |

Non-Div I Games:

UALR

■ Loss, 
 ■ Non-Conf, S Site, 
 ■ Home 
 ■ Away 
 N Neutral

|                   |          |           |                |            |             |               |      |      |       |           |
|-------------------|----------|-----------|----------------|------------|-------------|---------------|------|------|-------|-----------|
| Average RPI Win:  | 191      | WON-LOST  | WINNING        | LAST 10    | STRENGTH OF | OPP. STRENGTH | TEAM | ADJ. | CONF. | ADJ CONF. |
| Average RPI Loss: | 130      | RECORD    | PCT. RANK      | GAMES      | SCHEDULE    | OF SCHEDULE   | RPI  | RPI  | RPI   | RPI       |
| DIV. I ONLY       | 13- 15   | 201       | 5- 5           | 107        | 129         | 167           | 167  | 16   | 16    |           |
| DIV. I NON-CONF.  | 4- 7     | 221       | 0- 0           | 35         | 97          | 151           | 151  | 14   | 14    |           |
| TOTALS            | RPI 1-25 | RPI 26-50 | W-L RECORDS    | RPI 51-100 | RPI 101-150 | RPI 150+      |      |      |       |           |
| 13- 15            | 0- 3     | 0- 0      | OVERALL        | 4- 4       | 2- 4        | 7- 4          |      |      |       |           |
| 7- 6              | 0- 1     | 0- 0      | HOME           | 3- 2       | 1- 2        | 3- 1          |      |      |       |           |
| 4- 8              | 0- 2     | 0- 0      | AWAY           | 1- 2       | 1- 2        | 2- 2          |      |      |       |           |
| 2- 1              | 0- 0     | 0- 0      | NEUTRAL        | 0- 0       | 0- 0        | 2- 1          |      |      |       |           |
| 4- 7              | 0- 3     | 0- 0      | NON-CONFERENCE | 1- 1       | 1- 1        | 2- 2          |      |      |       |           |
| 2- 3              | 0- 1     | 0- 0      | HOME           | 1- 1       | 0- 1        | 1- 0          |      |      |       |           |
| 1- 3              | 0- 2     | 0- 0      | AWAY           | 0- 0       | 1- 0        | 0- 1          |      |      |       |           |
| 1- 1              | 0- 0     | 0- 0      | NEUTRAL        | 0- 0       | 0- 0        | 1- 1          |      |      |       |           |
| 9- 8              | 0- 0     | 0- 0      | CONFERENCE     | 3- 3       | 1- 3        | 5- 2          |      |      |       |           |
| 5- 3              | 0- 0     | 0- 0      | HOME           | 2- 1       | 1- 1        | 2- 1          |      |      |       |           |
| 3- 5              | 0- 0     | 0- 0      | AWAY           | 1- 2       | 0- 2        | 2- 1          |      |      |       |           |
| 1- 0              | 0- 0     | 0- 0      | NEUTRAL        | 0- 0       | 0- 0        | 1- 0          |      |      |       |           |

| RPI 1-25                  |   |             |        | RPI 26-50 |   |                  |       | RPI 51-100 |   |                   |       | RPI 101+ Team's RPI: 167 |   |                   |       |
|---------------------------|---|-------------|--------|-----------|---|------------------|-------|------------|---|-------------------|-------|--------------------------|---|-------------------|-------|
| RPI                       | S | Opponent    | Score  | RPI       | S | Opponent         | Score | RPI        | S | Opponent          | Score | RPI                      | S | Opponent          | Score |
| 5                         | H | UConn       | 43 102 |           |   |                  |       | 60         | H | St. Mary's (CA)   | 55 57 | 132                      | H | San Francisco     | 70 73 |
| 16                        | A | Arizona St. | 51 72  |           |   |                  |       | 61         | H | Pacific           | 60 53 | 133                      | A | Sacramento St.    | 90 82 |
| 19                        | A | Stanford    | 59 71  |           |   |                  |       | 71         | A | Hawaii            | 60 62 | 139                      | A | UC Riverside      | 56 61 |
|                           |   |             |        |           |   |                  |       | 71         | H | Hawaii            | 53 58 | 139                      | H | UC Riverside      | 70 61 |
|                           |   |             |        |           |   |                  |       | 84         | A | CSUN              | 60 49 | 147                      | A | Cal Poly          | 64 72 |
|                           |   |             |        |           |   |                  |       | 84         | H | CSUN              | 73 67 | 147                      | H | Cal Poly          | 52 68 |
|                           |   |             |        |           |   |                  |       | 97         | A | Long Beach St.    | 60 63 | 215                      | A | Cal St. Fullerton | 74 67 |
|                           |   |             |        |           |   |                  |       | 97         | H | Long Beach St.    | 83 66 | 215                      | H | Cal St. Fullerton | 64 59 |
|                           |   |             |        |           |   |                  |       |            |   |                   |       | 224                      | N | Santa Clara       | 76 79 |
|                           |   |             |        |           |   |                  |       |            |   |                   |       | 225                      | A | San Jose St.      | 75 89 |
|                           |   |             |        |           |   |                  |       |            |   |                   |       | 254                      | N | Southern Utah     | 76 53 |
|                           |   |             |        |           |   |                  |       |            |   |                   |       | 272                      | A | UC Irvine         | 62 71 |
|                           |   |             |        |           |   |                  |       |            |   |                   |       | 272                      | H | UC Irvine         | 79 69 |
|                           |   |             |        |           |   |                  |       |            |   |                   |       | 272                      | N | UC Irvine         | 80 71 |
|                           |   |             |        |           |   |                  |       |            |   |                   |       | 326                      | H | Utah Valley       | 59 49 |
|                           |   |             |        |           |   |                  |       |            |   |                   |       | 329                      | A | UC Santa Barbara  | 60 54 |
|                           |   |             |        |           |   |                  |       |            |   |                   |       | 329                      | H | UC Santa Barbara  | 52 57 |
| LAST 12 Division I GAMES: |   |             |        |           |   |                  |       |            |   |                   |       |                          |   |                   |       |
|                           |   |             |        | 272       | N | UC Irvine        | 80 71 | 97         | H | Long Beach St.    | 83 66 |                          |   |                   |       |
|                           |   |             |        | 272       | A | UC Irvine        | 62 71 | 215        | A | Cal St. Fullerton | 74 67 |                          |   |                   |       |
|                           |   |             |        | 139       | A | UC Riverside     | 56 61 | 272        | H | UC Irvine         | 79 69 |                          |   |                   |       |
|                           |   |             |        | 329       | H | UC Santa Barbara | 52 57 | 84         | H | CSUN              | 73 67 |                          |   |                   |       |
|                           |   |             |        | 147       | H | Cal Poly         | 52 68 | 329        | A | UC Santa Barbara  | 60 54 |                          |   |                   |       |
|                           |   |             |        | 71        | A | Hawaii           | 60 62 | 147        | A | Cal Poly          | 64 72 |                          |   |                   |       |

Non-Div I Games: Menlo

77 56

UC Davis

■ Loss, 
 ■ Non-Conf, 
 ■ S Site, 
 ■ Home 
 ■ A Away 
 N Neutral

|                   |              |            |                |            |             |               |            |           |           |           |
|-------------------|--------------|------------|----------------|------------|-------------|---------------|------------|-----------|-----------|-----------|
| Average RPI Win:  | <b>242</b>   | WON-LOST   | WINNING        | LAST 10    | STRENGTH OF | OPP. STRENGTH | TEAM       | ADJ.      | CONF.     | ADJ CONF. |
| Average RPI Loss: | <b>142</b>   | RECORD     | PCT. RANK      | GAMES      | SCHEDULE    | OF SCHEDULE   | RPI        | RPI       | RPI       | RPI       |
| DIV. I ONLY       | <b>7- 24</b> | <b>304</b> | <b>4- 6</b>    | <b>130</b> | <b>236</b>  | <b>272</b>    | <b>272</b> | <b>16</b> | <b>16</b> |           |
| DIV. I NON-CONF.  | <b>2- 12</b> | <b>316</b> | <b>0- 0</b>    | <b>136</b> | <b>319</b>  | <b>285</b>    | <b>285</b> | <b>14</b> | <b>14</b> |           |
| TOTALS            | RPI 1-25     | RPI 26-50  | W-L RECORDS    | RPI 51-100 | RPI 101-150 | RPI 150+      |            |           |           |           |
| 7- 24             | 0- 0         | 0- 0       | OVERALL        | 0- 10      | 2- 5        | 5- 9          |            |           |           |           |
| 4- 8              | 0- 0         | 0- 0       | HOME           | 0- 4       | 2- 1        | 2- 3          |            |           |           |           |
| 2- 12             | 0- 0         | 0- 0       | AWAY           | 0- 5       | 0- 4        | 2- 3          |            |           |           |           |
| 1- 4              | 0- 0         | 0- 0       | NEUTRAL        | 0- 1       | 0- 0        | 1- 3          |            |           |           |           |
| 2- 12             | 0- 0         | 0- 0       | NON-CONFERENCE | 0- 4       | 0- 3        | 2- 5          |            |           |           |           |
| 0- 4              | 0- 0         | 0- 0       | HOME           | 0- 1       | 0- 1        | 0- 2          |            |           |           |           |
| 1- 5              | 0- 0         | 0- 0       | AWAY           | 0- 2       | 0- 2        | 1- 1          |            |           |           |           |
| 1- 3              | 0- 0         | 0- 0       | NEUTRAL        | 0- 1       | 0- 0        | 1- 2          |            |           |           |           |
| 5- 12             | 0- 0         | 0- 0       | CONFERENCE     | 0- 6       | 2- 2        | 3- 4          |            |           |           |           |
| 4- 4              | 0- 0         | 0- 0       | HOME           | 0- 3       | 2- 0        | 2- 1          |            |           |           |           |
| 1- 7              | 0- 0         | 0- 0       | AWAY           | 0- 3       | 0- 2        | 1- 2          |            |           |           |           |
| 0- 1              | 0- 0         | 0- 0       | NEUTRAL        | 0- 0       | 0- 0        | 0- 1          |            |           |           |           |

| RPI 1-25                  |   |          | RPI 26-50 |     |   | RPI 51-100        |       |     | RPI 101+ |                  |       | Team's RPI: 272 |   |                   |       |
|---------------------------|---|----------|-----------|-----|---|-------------------|-------|-----|----------|------------------|-------|-----------------|---|-------------------|-------|
| RPI                       | S | Opponent | Score     | RPI | S | Opponent          | Score | RPI | S        | Opponent         | Score | RPI             | S | Opponent          | Score |
|                           |   |          |           |     |   |                   |       | 55  | H        | San Diego        | 64 87 | 117             | A | Bakersfield       | 70 80 |
|                           |   |          |           |     |   |                   |       | 71  | A        | Hawaii           | 37 75 | 117             | H | Bakersfield       | 65 68 |
|                           |   |          |           |     |   |                   |       | 71  | H        | Hawaii           | 50 85 | 130             | A | Purdue            | 44 69 |
|                           |   |          |           |     |   |                   |       | 72  | A        | South Dakota     | 52 96 | 139             | A | UC Riverside      | 58 71 |
|                           |   |          |           |     |   |                   |       | 74  | A        | TCU              | 56 78 | 139             | H | UC Riverside      | 76 72 |
|                           |   |          |           |     |   |                   |       | 84  | A        | CSUN             | 60 82 | 147             | A | Cal Poly          | 58 74 |
|                           |   |          |           |     |   |                   |       | 84  | H        | CSUN             | 63 72 | 147             | H | Cal Poly          | 84 75 |
|                           |   |          |           |     |   |                   |       | 89  | N        | Wright St.       | 42 80 | 167             | A | UC Davis          | 69 79 |
|                           |   |          |           |     |   |                   |       | 97  | A        | Long Beach St.   | 40 57 | 167             | H | UC Davis          | 71 62 |
|                           |   |          |           |     |   |                   |       | 97  | H        | Long Beach St.   | 46 62 | 167             | N | UC Davis          | 71 80 |
|                           |   |          |           |     |   |                   |       |     |          |                  |       | 182             | N | UAB               | 65 69 |
|                           |   |          |           |     |   |                   |       |     |          |                  |       | 215             | A | Cal St. Fullerton | 54 66 |
|                           |   |          |           |     |   |                   |       |     |          |                  |       | 215             | H | Cal St. Fullerton | 51 62 |
|                           |   |          |           |     |   |                   |       |     |          |                  |       | 225             | H | San Jose St.      | 65 91 |
|                           |   |          |           |     |   |                   |       |     |          |                  |       | 229             | H | Pepperdine        | 53 76 |
|                           |   |          |           |     |   |                   |       |     |          |                  |       | 262             | A | Northern Ariz.    | 35 66 |
|                           |   |          |           |     |   |                   |       |     |          |                  |       | 275             | A | Grand Canyon      | 54 53 |
|                           |   |          |           |     |   |                   |       |     |          |                  |       | 291             | N | Bowling Green     | 54 62 |
|                           |   |          |           |     |   |                   |       |     |          |                  |       | 309             | N | Denver            | 63 55 |
|                           |   |          |           |     |   |                   |       |     |          |                  |       | 329             | A | UC Santa Barbara  | 61 58 |
|                           |   |          |           |     |   |                   |       |     |          |                  |       | 329             | H | UC Santa Barbara  | 58 46 |
| LAST 12 Division I GAMES: |   |          |           |     |   |                   |       |     |          |                  |       |                 |   |                   |       |
|                           |   |          |           | 167 | N | UC Davis          | 71 80 | 71  | A        | Hawaii           | 37 75 |                 |   |                   |       |
|                           |   |          |           | 167 | H | UC Davis          | 71 62 | 139 | H        | UC Riverside     | 76 72 |                 |   |                   |       |
|                           |   |          |           | 215 | A | Cal St. Fullerton | 54 66 | 167 | A        | UC Davis         | 69 79 |                 |   |                   |       |
|                           |   |          |           | 147 | H | Cal Poly          | 84 75 | 97  | H        | Long Beach St.   | 46 62 |                 |   |                   |       |
|                           |   |          |           | 329 | H | UC Santa Barbara  | 58 46 | 147 | A        | Cal Poly         | 58 74 |                 |   |                   |       |
|                           |   |          |           | 84  | A | CSUN              | 60 82 | 329 | A        | UC Santa Barbara | 61 58 |                 |   |                   |       |

Non-Div I Games: Concordia Irvine 78 72

UC Irvine

■ Loss, 
■ Non-Conf, 
■ S Site, 
■ Home 
■ A Away 
N Neutral



## UC Riverside

Through Games Of March 10, 2015

|                   |          |           |                |            |             |               |      |      |       |           |
|-------------------|----------|-----------|----------------|------------|-------------|---------------|------|------|-------|-----------|
| Average RPI Win:  | 207      | WON-LOST  | WINNING        | LAST 10    | STRENGTH OF | OPP. STRENGTH | TEAM | ADJ. | CONF. | ADJ CONF. |
| Average RPI Loss: | 120      | RECORD    | PCT. RANK      | GAMES      | SCHEDULE    | OF SCHEDULE   | RPI  | RPI  | RPI   | RPI       |
| DIV. I ONLY       | 17- 14   | 147       | 4- 6           | 182        | 148         | 139           | 139  | 16   | 16    |           |
| DIV. I NON-CONF.  | 9- 5     | 102       | 0- 0           | 141        | 190         | 85            | 85   | 14   | 14    |           |
| TOTALS            | RPI 1-25 | RPI 26-50 | W-L RECORDS    | RPI 51-100 | RPI 101-150 | RPI 150+      |      |      |       |           |
| 17- 14            | 0- 0     | 0- 2      | OVERALL        | 3- 6       | 3- 2        | 11- 4         |      |      |       |           |
| 11- 3             | 0- 0     | 0- 1      | HOME           | 1- 2       | 2- 0        | 8- 0          |      |      |       |           |
| 4- 11             | 0- 0     | 0- 1      | AWAY           | 2- 4       | 0- 2        | 2- 4          |      |      |       |           |
| 2- 0              | 0- 0     | 0- 0      | NEUTRAL        | 0- 0       | 1- 0        | 1- 0          |      |      |       |           |
| 9- 5              | 0- 0     | 0- 2      | NON-CONFERENCE | 1- 2       | 2- 1        | 6- 0          |      |      |       |           |
| 5- 1              | 0- 0     | 0- 1      | HOME           | 0- 0       | 1- 0        | 4- 0          |      |      |       |           |
| 2- 4              | 0- 0     | 0- 1      | AWAY           | 1- 2       | 0- 1        | 1- 0          |      |      |       |           |
| 2- 0              | 0- 0     | 0- 0      | NEUTRAL        | 0- 0       | 1- 0        | 1- 0          |      |      |       |           |
| 8- 9              | 0- 0     | 0- 0      | CONFERENCE     | 2- 4       | 1- 1        | 5- 4          |      |      |       |           |
| 6- 2              | 0- 0     | 0- 0      | HOME           | 1- 2       | 1- 0        | 4- 0          |      |      |       |           |
| 2- 7              | 0- 0     | 0- 0      | AWAY           | 1- 2       | 0- 1        | 1- 4          |      |      |       |           |
| 0- 0              | 0- 0     | 0- 0      | NEUTRAL        | 0- 0       | 0- 0        | 0- 0          |      |      |       |           |

| RPI S                     | Opponent            | Score | RPI S | Opponent            | Score | RPI S | Opponent            | Score  | RPI S | Opponent | Score | Team's RPI: 139 |
|---------------------------|---------------------|-------|-------|---------------------|-------|-------|---------------------|--------|-------|----------|-------|-----------------|
| 32                        | H Washington        | 71 74 | 56    | A Iowa St.          | 54 71 | 117   | A Bakersfield       | 65 66  |       |          |       |                 |
| 50                        | A Fresno St.        | 61 73 | 71    | A Hawaii            | 58 69 | 127   | N Stephen F. Austin | 90 62  |       |          |       |                 |
|                           |                     |       | 71    | H Hawaii            | 69 72 | 132   | H San Francisco     | 66 53  |       |          |       |                 |
|                           |                     |       | 84    | A CSUN              | 68 56 | 147   | A Cal Poly          | 68 70  |       |          |       |                 |
|                           |                     |       | 84    | H CSUN              | 70 88 | 147   | H Cal Poly          | 82 78  |       |          |       |                 |
|                           |                     |       | 92    | A UCLA              | 43 57 | 167   | A UC Davis          | 61 70  |       |          |       |                 |
|                           |                     |       | 97    | A Long Beach St.    | 66 76 | 167   | H UC Davis          | 61 56  |       |          |       |                 |
|                           |                     |       | 97    | H Long Beach St.    | 80 74 | 215   | A Cal St. Fullerton | 49 58  |       |          |       |                 |
|                           |                     |       | 100   | A New Mexico        | 70 62 | 215   | A Cal St. Fullerton | 59 71  |       |          |       |                 |
|                           |                     |       |       |                     |       | 215   | H Cal St. Fullerton | 77 69  |       |          |       |                 |
|                           |                     |       |       |                     |       | 224   | H Santa Clara       | 80 69  |       |          |       |                 |
|                           |                     |       |       |                     |       | 225   | H San Jose St.      | 100 80 |       |          |       |                 |
|                           |                     |       |       |                     |       | 226   | H San Diego St.     | 64 54  |       |          |       |                 |
|                           |                     |       |       |                     |       | 231   | N Brown             | 79 65  |       |          |       |                 |
|                           |                     |       |       |                     |       | 270   | A Loyola Marymount  | 81 55  |       |          |       |                 |
|                           |                     |       |       |                     |       | 272   | A UC Irvine         | 72 76  |       |          |       |                 |
|                           |                     |       |       |                     |       | 272   | H UC Irvine         | 71 58  |       |          |       |                 |
|                           |                     |       |       |                     |       | 329   | A UC Santa Barbara  | 71 65  |       |          |       |                 |
|                           |                     |       |       |                     |       | 329   | H UC Santa Barbara  | 89 74  |       |          |       |                 |
|                           |                     |       |       |                     |       | 342   | H UMKC              | 81 38  |       |          |       |                 |
| LAST 12 Division I GAMES: |                     |       |       |                     |       |       |                     |        |       |          |       |                 |
| 215                       | A Cal St. Fullerton | 59 71 | 272   | A UC Irvine         | 72 76 |       |                     |        |       |          |       |                 |
| 97                        | A Long Beach St.    | 66 76 | 71    | H Hawaii            | 69 72 |       |                     |        |       |          |       |                 |
| 167                       | H UC Davis          | 61 56 | 97    | H Long Beach St.    | 80 74 |       |                     |        |       |          |       |                 |
| 84                        | H CSUN              | 70 88 | 215   | H Cal St. Fullerton | 77 69 |       |                     |        |       |          |       |                 |
| 147                       | A Cal Poly          | 68 70 | 84    | A CSUN              | 68 56 |       |                     |        |       |          |       |                 |
| 329                       | A UC Santa Barbara  | 71 65 | 147   | H Cal Poly          | 82 78 |       |                     |        |       |          |       |                 |

Non-Div I Games:

UC Riverside

■ Loss, 
 ■ Non-Conf, 
 ■ S Site, 
 ■ Home 
 ■ A Away 
 N Neutral

| Average RPI Win:  | 191      | WON-LOST  | WINNING        | LAST 10    | STRENGTH OF | OPP. STRENGTH | TEAM | ADJ. | CONF. | ADJ CONF. |
|-------------------|----------|-----------|----------------|------------|-------------|---------------|------|------|-------|-----------|
| Average RPI Loss: | 159      | RECORD    | PCT. RANK      | GAMES      | SCHEDULE    | OF SCHEDULE   | RPI  | RPI  | RPI   | RPI       |
| DIV. I ONLY       | 2- 27    | 346       | 2- 8           | 188        | 136         | 329           | 329  | 16   | 16    |           |
| DIV. I NON-CONF.  | 0- 13    | 339       | 0- 0           | 260        | 147         | 344           | 344  | 14   | 14    |           |
| TOTALS            | RPI 1-25 | RPI 26-50 | W-L RECORDS    | RPI 51-100 | RPI 101-150 | RPI 150+      |      |      |       |           |
| 2- 27             | 0- 1     | 0- 0      | OVERALL        | 0- 9       | 0- 5        | 2- 12         |      |      |       |           |
| 1- 13             | 0- 0     | 0- 0      | HOME           | 0- 6       | 0- 2        | 1- 5          |      |      |       |           |
| 1- 14             | 0- 1     | 0- 0      | AWAY           | 0- 3       | 0- 3        | 1- 7          |      |      |       |           |
| 0- 0              | 0- 0     | 0- 0      | NEUTRAL        | 0- 0       | 0- 0        | 0- 0          |      |      |       |           |
| 0- 13             | 0- 1     | 0- 0      | NON-CONFERENCE | 0- 3       | 0- 1        | 0- 8          |      |      |       |           |
| 0- 6              | 0- 0     | 0- 0      | HOME           | 0- 3       | 0- 0        | 0- 3          |      |      |       |           |
| 0- 7              | 0- 1     | 0- 0      | AWAY           | 0- 0       | 0- 1        | 0- 5          |      |      |       |           |
| 0- 0              | 0- 0     | 0- 0      | NEUTRAL        | 0- 0       | 0- 0        | 0- 0          |      |      |       |           |
| 2- 14             | 0- 0     | 0- 0      | CONFERENCE     | 0- 6       | 0- 4        | 2- 4          |      |      |       |           |
| 1- 7              | 0- 0     | 0- 0      | HOME           | 0- 3       | 0- 2        | 1- 2          |      |      |       |           |
| 1- 7              | 0- 0     | 0- 0      | AWAY           | 0- 3       | 0- 2        | 1- 2          |      |      |       |           |
| 0- 0              | 0- 0     | 0- 0      | NEUTRAL        | 0- 0       | 0- 0        | 0- 0          |      |      |       |           |

| RPI 1-25                  |   |                   |       | RPI 26-50 |   |                   |       | RPI 51-100 |   |                |       | RPI 101+ Team's RPI: 329 |   |                   |       |
|---------------------------|---|-------------------|-------|-----------|---|-------------------|-------|------------|---|----------------|-------|--------------------------|---|-------------------|-------|
| RPI                       | S | Opponent          | Score | RPI       | S | Opponent          | Score | RPI        | S | Opponent       | Score | RPI                      | S | Opponent          | Score |
| 19                        | A | Stanford          | 34 90 |           |   |                   |       | 58         | H | LSU            | 45 78 | 117                      | A | Bakersfield       | 64 74 |
|                           |   |                   |       |           |   |                   |       | 70         | H | Washington St. | 55 81 | 139                      | A | UC Riverside      | 74 89 |
|                           |   |                   |       |           |   |                   |       | 71         | A | Hawaii         | 43 60 | 139                      | H | UC Riverside      | 65 71 |
|                           |   |                   |       |           |   |                   |       | 71         | H | Hawaii         | 36 60 | 147                      | A | Cal Poly          | 63 84 |
|                           |   |                   |       |           |   |                   |       | 84         | A | CSUN           | 48 84 | 147                      | H | Cal Poly          | 41 56 |
|                           |   |                   |       |           |   |                   |       | 84         | H | CSUN           | 21 60 | 167                      | A | UC Davis          | 57 52 |
|                           |   |                   |       |           |   |                   |       | 96         | H | Army           | 39 61 | 167                      | H | UC Davis          | 54 60 |
|                           |   |                   |       |           |   |                   |       | 97         | A | Long Beach St. | 38 68 | 193                      | H | Idaho             | 44 47 |
|                           |   |                   |       |           |   |                   |       | 97         | H | Long Beach St. | 44 81 | 214                      | A | Arizona           | 34 61 |
|                           |   |                   |       |           |   |                   |       |            |   |                |       | 215                      | A | Cal St. Fullerton | 50 54 |
|                           |   |                   |       |           |   |                   |       |            |   |                |       | 215                      | H | Cal St. Fullerton | 48 39 |
|                           |   |                   |       |           |   |                   |       |            |   |                |       | 224                      | H | Santa Clara       | 33 47 |
|                           |   |                   |       |           |   |                   |       |            |   |                |       | 226                      | A | San Diego St.     | 58 64 |
|                           |   |                   |       |           |   |                   |       |            |   |                |       | 229                      | H | Pepperdine        | 44 66 |
|                           |   |                   |       |           |   |                   |       |            |   |                |       | 262                      | A | Northern Ariz.    | 49 67 |
|                           |   |                   |       |           |   |                   |       |            |   |                |       | 272                      | A | UC Irvine         | 46 58 |
|                           |   |                   |       |           |   |                   |       |            |   |                |       | 272                      | H | UC Irvine         | 58 61 |
|                           |   |                   |       |           |   |                   |       |            |   |                |       | 285                      | A | Nevada            | 58 71 |
|                           |   |                   |       |           |   |                   |       |            |   |                |       | 306                      | A | Seattle           | 46 66 |
| LAST 12 Division I GAMES: |   |                   |       |           |   |                   |       |            |   |                |       |                          |   |                   |       |
| 147                       | A | Cal Poly          | 63 84 | 84        | H | CSUN              | 21 60 |            |   |                |       |                          |   |                   |       |
| 71                        | H | Hawaii            | 36 60 | 97        | A | Long Beach St.    | 38 68 |            |   |                |       |                          |   |                   |       |
| 167                       | A | UC Davis          | 57 52 | 71        | A | Hawaii            | 43 60 |            |   |                |       |                          |   |                   |       |
| 272                       | A | UC Irvine         | 46 58 | 167       | H | UC Davis          | 54 60 |            |   |                |       |                          |   |                   |       |
| 215                       | H | Cal St. Fullerton | 48 39 | 272       | H | UC Irvine         | 58 61 |            |   |                |       |                          |   |                   |       |
| 139                       | H | UC Riverside      | 65 71 | 215       | A | Cal St. Fullerton | 50 54 |            |   |                |       |                          |   |                   |       |

Non-Div I Games:

UC Santa Barbara

■ Loss, 
■ Non-Conf, 
■ S Site, 
■ H Home 
■ A Away 
N Neutral

| UCF               |          |                    |                      | STRENGTH OF<br>SCHEDULE | OPP. STRENGTH<br>OF SCHEDULE | TEAM<br>RPI | ADJ.<br>RPI | CONF.<br>RPI | ADJ CONF.<br>RPI |
|-------------------|----------|--------------------|----------------------|-------------------------|------------------------------|-------------|-------------|--------------|------------------|
| Average RPI Win:  | 233      | WON-LOST<br>RECORD | WINNING<br>PCT. RANK |                         |                              |             |             |              |                  |
| Average RPI Loss: | 132      |                    | LAST 10<br>GAMES     |                         |                              |             |             |              |                  |
| DIV. I ONLY       | 9- 21    | 278                | 2- 8                 | 217                     | 93                           | 271         | 271         | 8            | 8                |
| DIV. I NON-CONF.  | 4- 7     | 221                | 0- 0                 | 190                     | 173                          | 258         | 258         | 8            | 8                |
| TOTALS            | RPI 1-25 | RPI 26-50          | W-L RECORDS          | RPI 51-100              | RPI 101-150                  | RPI 150+    |             |              |                  |
| 9- 21             | 0- 1     | 0- 3               | OVERALL              | 0- 6                    | 1- 3                         | 8- 8        |             |              |                  |
| 7- 8              | 0- 1     | 0- 2               | HOME                 | 0- 2                    | 1- 1                         | 6- 2        |             |              |                  |
| 2- 12             | 0- 0     | 0- 1               | AWAY                 | 0- 4                    | 0- 2                         | 2- 5        |             |              |                  |
| 0- 1              | 0- 0     | 0- 0               | NEUTRAL              | 0- 0                    | 0- 0                         | 0- 1        |             |              |                  |
| 4- 7              | 0- 0     | 0- 1               | NON-CONFERENCE       | 0- 3                    | 0- 0                         | 4- 3        |             |              |                  |
| 4- 2              | 0- 0     | 0- 1               | HOME                 | 0- 1                    | 0- 0                         | 4- 0        |             |              |                  |
| 0- 5              | 0- 0     | 0- 0               | AWAY                 | 0- 2                    | 0- 0                         | 0- 3        |             |              |                  |
| 0- 0              | 0- 0     | 0- 0               | NEUTRAL              | 0- 0                    | 0- 0                         | 0- 0        |             |              |                  |
| 5- 14             | 0- 1     | 0- 2               | CONFERENCE           | 0- 3                    | 1- 3                         | 4- 5        |             |              |                  |
| 3- 6              | 0- 1     | 0- 1               | HOME                 | 0- 1                    | 1- 1                         | 2- 2        |             |              |                  |
| 2- 7              | 0- 0     | 0- 1               | AWAY                 | 0- 2                    | 0- 2                         | 2- 2        |             |              |                  |
| 0- 1              | 0- 0     | 0- 0               | NEUTRAL              | 0- 0                    | 0- 0                         | 0- 1        |             |              |                  |

| RPI 1-25                  |   |               |        | RPI 26-50 |   |            |       | RPI 51-100 |   |                 |       | RPI 101+ Team's RPI: 271 |   |               |       |
|---------------------------|---|---------------|--------|-----------|---|------------|-------|------------|---|-----------------|-------|--------------------------|---|---------------|-------|
| RPI                       | S | Opponent      | Score  | RPI       | S | Opponent   | Score | RPI        | S | Opponent        | Score | RPI                      | S | Opponent      | Score |
| 5                         | H | UConn         | 45 100 | 26        | A | South Fla. | 68 91 | 53         | A | Tulane          | 55 66 | 114                      | A | Tulsa         | 61 70 |
|                           |   |               |        | 26        | H | South Fla. | 71 99 | 53         | H | Tulane          | 70 71 | 114                      | H | Tulsa         | 76 70 |
|                           |   |               |        | 45        | H | Stetson    | 49 67 | 66         | A | Middle Tenn.    | 57 79 | 140                      | A | Temple        | 57 72 |
|                           |   |               |        |           |   |            |       | 68         | A | East Carolina   | 57 67 | 140                      | H | Temple        | 54 71 |
|                           |   |               |        |           |   |            |       | 81         | H | Akron           | 64 73 | 187                      | A | Memphis       | 49 65 |
|                           |   |               |        |           |   |            |       | 85         | A | St. John's (NY) | 48 62 | 187                      | H | Memphis       | 66 70 |
|                           |   |               |        |           |   |            |       |            |   |                 |       | 192                      | A | Massachusetts | 62 67 |
|                           |   |               |        |           |   |            |       |            |   |                 |       | 194                      | A | Iona          | 67 75 |
|                           |   |               |        |           |   |            |       |            |   |                 |       | 209                      | H | Jacksonville  | 71 59 |
|                           |   |               |        |           |   |            |       |            |   |                 |       | 217                      | H | Fla. Atlantic | 94 74 |
|                           |   |               |        |           |   |            |       |            |   |                 |       | 236                      | H | Oakland       | 98 65 |
|                           |   |               |        |           |   |            |       |            |   |                 |       | 237                      | H | North Florida | 60 56 |
|                           |   |               |        |           |   |            |       |            |   |                 |       | 255                      | A | SMU           | 61 57 |
|                           |   |               |        |           |   |            |       |            |   |                 |       | 255                      | H | SMU           | 60 70 |
|                           |   |               |        |           |   |            |       |            |   |                 |       | 257                      | A | Cincinnati    | 54 70 |
|                           |   |               |        |           |   |            |       |            |   |                 |       | 257                      | H | Cincinnati    | 66 51 |
|                           |   |               |        |           |   |            |       |            |   |                 |       | 257                      | N | Cincinnati    | 66 76 |
|                           |   |               |        |           |   |            |       |            |   |                 |       | 288                      | A | Houston       | 64 50 |
|                           |   |               |        |           |   |            |       |            |   |                 |       | 288                      | H | Houston       | 59 38 |
|                           |   |               |        |           |   |            |       |            |   |                 |       | 333                      | A | FIU           | 57 66 |
| LAST 12 Division I GAMES: |   |               |        |           |   |            |       |            |   |                 |       |                          |   |               |       |
| 257                       | N | Cincinnati    | 66 76  | 53        | A | Tulane     | 55 66 |            |   |                 |       |                          |   |               |       |
| 68                        | A | East Carolina | 57 67  | 255       | H | SMU        | 60 70 |            |   |                 |       |                          |   |               |       |
| 26                        | H | South Fla.    | 71 99  | 26        | A | South Fla. | 68 91 |            |   |                 |       |                          |   |               |       |
| 288                       | H | Houston       | 59 38  | 114       | A | Tulsa      | 61 70 |            |   |                 |       |                          |   |               |       |
| 187                       | A | Memphis       | 49 65  | 140       | H | Temple     | 54 71 |            |   |                 |       |                          |   |               |       |
| 257                       | H | Cincinnati    | 66 51  | 255       | A | SMU        | 61 57 |            |   |                 |       |                          |   |               |       |

Non-Div I Games:

UCF

■ Loss, 
 ■ Non-Conf, 
 ■ S Site, 
 ■ H Home 
 ■ A Away 
 N Neutral

|                   |          |           |                |            |             |               |      |      |       |           |
|-------------------|----------|-----------|----------------|------------|-------------|---------------|------|------|-------|-----------|
| Average RPI Win:  | 161      | WON-LOST  | WINNING        | LAST 10    | STRENGTH OF | OPP. STRENGTH | TEAM | ADJ. | CONF. | ADJ CONF. |
| Average RPI Loss: | 40       | RECORD    | PCT. RANK      | GAMES      | SCHEDULE    | OF SCHEDULE   | RPI  | RPI  | RPI   | RPI       |
| DIV. I ONLY       | 13- 18   | 231       | 5- 5           | 15         | 10          | 92            | 92   | 5    | 5     |           |
| DIV. I NON-CONF.  | 4- 7     | 221       | 0- 0           | 4          | 5           | 98            | 98   | 5    | 5     |           |
| TOTALS            | RPI 1-25 | RPI 26-50 | W-L RECORDS    | RPI 51-100 | RPI 101-150 | RPI 150+      |      |      |       |           |
| 13- 18            | 0- 12    | 0- 3      | OVERALL        | 5- 1       | 2- 0        | 6- 2          |      |      |       |           |
| 7- 8              | 0- 6     | 0- 1      | HOME           | 2- 0       | 2- 0        | 3- 1          |      |      |       |           |
| 4- 7              | 0- 4     | 0- 2      | AWAY           | 3- 0       | 0- 0        | 1- 1          |      |      |       |           |
| 2- 3              | 0- 2     | 0- 0      | NEUTRAL        | 0- 1       | 0- 0        | 2- 0          |      |      |       |           |
| 4- 7              | 0- 4     | 0- 2      | NON-CONFERENCE | 0- 1       | 2- 0        | 2- 0          |      |      |       |           |
| 3- 3              | 0- 2     | 0- 1      | HOME           | 0- 0       | 2- 0        | 1- 0          |      |      |       |           |
| 0- 2              | 0- 1     | 0- 1      | AWAY           | 0- 0       | 0- 0        | 0- 0          |      |      |       |           |
| 1- 2              | 0- 1     | 0- 0      | NEUTRAL        | 0- 1       | 0- 0        | 1- 0          |      |      |       |           |
| 9- 11             | 0- 8     | 0- 1      | CONFERENCE     | 5- 0       | 0- 0        | 4- 2          |      |      |       |           |
| 4- 5              | 0- 4     | 0- 0      | HOME           | 2- 0       | 0- 0        | 2- 1          |      |      |       |           |
| 4- 5              | 0- 3     | 0- 1      | AWAY           | 3- 0       | 0- 0        | 1- 1          |      |      |       |           |
| 1- 1              | 0- 1     | 0- 0      | NEUTRAL        | 0- 0       | 0- 0        | 1- 0          |      |      |       |           |

| RPI 1-25                  |   |                |       | RPI 26-50      |    |               |       | RPI 51-100 |     |                     |            | Team's RPI: 92 | RPI 101+ |   |                |       |
|---------------------------|---|----------------|-------|----------------|----|---------------|-------|------------|-----|---------------------|------------|----------------|----------|---|----------------|-------|
| RPI                       | S | Opponent       | Score | RPI            | S  | Opponent      | Score | RPI        | S   | Opponent            | Score      |                | RPI      | S | Opponent       | Score |
| 1                         | H | Notre Dame     | 67 82 | 28             | A  | James Madison | 87 91 | 66         | N   | Miami (FL)          | 67 74      |                | 133      | H | Sacramento St. | 92 83 |
| 5                         | N | UConn          | 50 86 | 32             | A  | Washington    | 61 74 | 70         | A   | Washington St.      | 74 69      |                | 139      | H | UC Riverside   | 57 43 |
| 16                        | H | Arizona St.    | 56 68 | 36             | H  | Nebraska      | 66 71 | 95         | A   | Southern California | 59 52      |                | 180      | A | Oregon         | 65 67 |
| 17                        | A | North Carolina | 68 84 |                |    |               |       | 95         | H   | Southern California | 71 60      |                | 180      | H | Oregon         | 46 62 |
| 18                        | A | Oregon St.     | 64 82 |                |    |               |       | 99         | A   | Colorado            | 90 84      |                | 202      | N | Samford        | 71 52 |
| 18                        | H | Oregon St.     | 47 65 |                |    |               |       | 99         | H   | Colorado            | 72 65      |                | 214      | H | Arizona        | 75 41 |
| 19                        | A | Stanford       | 50 68 |                |    |               |       |            |     |                     |            |                | 214      | N | Arizona        | 80 62 |
| 19                        | H | Stanford       | 70 79 |                |    |               |       |            |     |                     |            |                | 238      | A | Utah           | 49 46 |
| 19                        | N | Stanford       | 62 67 |                |    |               |       |            |     |                     |            |                | 238      | H | Utah           | 58 45 |
| 21                        | H | Texas          | 65 75 |                |    |               |       |            |     |                     |            |                | 257      | H | Cincinnati     | 66 58 |
| 23                        | A | California     | 64 70 |                |    |               |       |            |     |                     |            |                |          |   |                |       |
| 23                        | H | California     | 57 72 |                |    |               |       |            |     |                     |            |                |          |   |                |       |
| LAST 12 Division I GAMES: |   |                |       |                |    |               |       |            |     |                     |            |                |          |   |                |       |
|                           |   | 19             | N     | Stanford       | 62 | 67            |       |            | 19  | A                   | Stanford   | 50             | 68       |   |                |       |
|                           |   | 214            | N     | Arizona        | 80 | 62            |       |            | 23  | A                   | California | 64             | 70       |   |                |       |
|                           |   | 32             | A     | Washington     | 61 | 74            |       |            | 238 | H                   | Utah       | 58             | 45       |   |                |       |
|                           |   | 70             | A     | Washington St. | 74 | 69            |       |            | 99  | H                   | Colorado   | 72             | 65       |   |                |       |
|                           |   | 214            | H     | Arizona        | 75 | 41            |       |            | 18  | A                   | Oregon St. | 64             | 82       |   |                |       |
|                           |   | 16             | H     | Arizona St.    | 56 | 68            |       |            | 180 | A                   | Oregon     | 65             | 67       |   |                |       |

Non-Div I Games:

UCLA

■ Loss, 
■ Non-Conf, 
■ S Site, 
■ H Home 
■ A Away 
N Neutral

through games of March 10, 1918

|                   |          |           |                |            |             |               |      |      |       |           |
|-------------------|----------|-----------|----------------|------------|-------------|---------------|------|------|-------|-----------|
| Average RPI Win:  | 124      | WON-LOST  | WINNING        | LAST 10    | STRENGTH OF | OPP. STRENGTH | TEAM | ADJ. | CONF. | ADJ CONF. |
| Average RPI Loss: | 19       | RECORD    | PCT. RANK      | GAMES      | SCHEDULE    | OF SCHEDULE   | RPI  | RPI  | RPI   | RPI       |
| DIV. I ONLY       | 32- 1    | 2         | 10- 0          | 29         | 55          | 5             | 5    | 8    | 8     |           |
| DIV. I NON-CONF.  | 11- 1    | 11        | 1- 0           | 6          | 1           | 1             | 1    | 8    | 8     |           |
| TOTALS            | RPI 1-25 | RPI 26-50 | W-L RECORDS    | RPI 51-100 | RPI 101-150 | RPI 150+      |      |      |       |           |
| 32- 1             | 4- 1     | 4- 0      | OVERALL        | 9- 0       | 4- 0        | 11- 0         |      |      |       |           |
| 13- 0             | 2- 0     | 2- 0      | HOME           | 3- 0       | 2- 0        | 4- 0          |      |      |       |           |
| 11- 1             | 1- 1     | 1- 0      | AWAY           | 2- 0       | 2- 0        | 5- 0          |      |      |       |           |
| 8- 0              | 1- 0     | 1- 0      | NEUTRAL        | 4- 0       | 0- 0        | 2- 0          |      |      |       |           |
| 11- 1             | 4- 1     | 1- 0      | NON-CONFERENCE | 4- 0       | 0- 0        | 2- 0          |      |      |       |           |
| 4- 0              | 2- 0     | 1- 0      | HOME           | 1- 0       | 0- 0        | 0- 0          |      |      |       |           |
| 2- 1              | 1- 1     | 0- 0      | AWAY           | 0- 0       | 0- 0        | 1- 0          |      |      |       |           |
| 5- 0              | 1- 0     | 0- 0      | NEUTRAL        | 3- 0       | 0- 0        | 1- 0          |      |      |       |           |
| 21- 0             | 0- 0     | 3- 0      | CONFERENCE     | 5- 0       | 4- 0        | 9- 0          |      |      |       |           |
| 9- 0              | 0- 0     | 1- 0      | HOME           | 2- 0       | 2- 0        | 4- 0          |      |      |       |           |
| 9- 0              | 0- 0     | 1- 0      | AWAY           | 2- 0       | 2- 0        | 4- 0          |      |      |       |           |
| 3- 0              | 0- 0     | 1- 0      | NEUTRAL        | 1- 0       | 0- 0        | 1- 0          |      |      |       |           |

| RPI                       | S | Opponent       | Score | RPI | S | Opponent      | Score  | RPI | S | Opponent        | Score  | RPI | S | Opponent           | Score  |
|---------------------------|---|----------------|-------|-----|---|---------------|--------|-----|---|-----------------|--------|-----|---|--------------------|--------|
| 1                         | A | Notre Dame     | 76 58 | 26  | A | South Fla.    | 88 65  | 53  | A | Tulane          | 94 47  | 114 | A | Tulsa              | 92 46  |
| 3                         | H | South Carolina | 87 62 | 26  | H | South Fla.    | 92 50  | 53  | H | Tulane          | 87 39  | 114 | H | Tulsa              | 98 60  |
| 15                        | H | Duke           | 83 52 | 26  | N | South Fla.    | 84 70  | 63  | N | Vanderbilt      | 91 52  | 140 | A | Temple             | 83 49  |
| 19                        | A | Stanford       | 86 88 | 37  | H | DePaul        | 98 64  | 68  | A | East Carolina   | 89 38  | 140 | H | Temple             | 92 58  |
| 25                        | N | Green Bay      | 89 53 |     |   |               |        | 68  | H | East Carolina   | 87 32  | 167 | A | UC Davis           | 102 43 |
|                           |   |                |       |     |   |               |        | 68  | N | East Carolina   | 106 56 | 187 | A | Memphis            | 80 34  |
|                           |   |                |       |     |   |               |        | 85  | N | St. John's (NY) | 70 54  | 187 | H | Memphis            | 87 24  |
|                           |   |                |       |     |   |               |        | 88  | H | Creighton       | 96 60  | 255 | A | SMU                | 87 28  |
|                           |   |                |       |     |   |               |        | 92  | N | UCLA            | 86 50  | 255 | H | SMU                | 96 45  |
|                           |   |                |       |     |   |               |        |     |   |                 |        | 257 | A | Cincinnati         | 96 31  |
|                           |   |                |       |     |   |               |        |     |   |                 |        | 257 | H | Cincinnati         | 96 36  |
|                           |   |                |       |     |   |               |        |     |   |                 |        | 257 | N | Cincinnati         | 93 34  |
|                           |   |                |       |     |   |               |        |     |   |                 |        | 271 | A | UCF                | 100 45 |
|                           |   |                |       |     |   |               |        |     |   |                 |        | 281 | N | Col. of Charleston | 85 24  |
|                           |   |                |       |     |   |               |        |     |   |                 |        | 288 | H | Houston            | 85 26  |
| LAST 12 Division I GAMES: |   |                |       |     |   |               |        |     |   |                 |        |     |   |                    |        |
|                           |   |                |       | 26  | N | South Fla.    | 84 70  |     |   |                 |        | 114 | A | Tulsa              | 92 46  |
|                           |   |                |       | 68  | N | East Carolina | 106 56 |     |   |                 |        | 288 | H | Houston            | 85 26  |
|                           |   |                |       | 257 | N | Cincinnati    | 93 34  |     |   |                 |        | 53  | H | Tulane             | 87 39  |
|                           |   |                |       | 26  | A | South Fla.    | 88 65  |     |   |                 |        | 3   | H | South Carolina     | 87 62  |
|                           |   |                |       | 187 | H | Memphis       | 87 24  |     |   |                 |        | 187 | A | Memphis            | 80 34  |
|                           |   |                |       | 53  | A | Tulane        | 94 47  |     |   |                 |        | 257 | H | Cincinnati         | 96 36  |

Non-Div I Games:

UConn

■ Loss, 
 ■ Non-Conf, S Site, 
 ■ Home 
 ■ Away 
 N Neutral

UB  
CB  
C

U

U  
M  
E  
S

U  
M  
E  
S

UMES

Page 335

|                              |          |           |                |             |               |          |      |       |           |
|------------------------------|----------|-----------|----------------|-------------|---------------|----------|------|-------|-----------|
| Average RPI Win: <b>328</b>  | WON-LOST | WINNING   | LAST 10        | STRENGTH OF | OPP. STRENGTH | TEAM     | ADJ. | CONF. | ADJ CONF. |
| Average RPI Loss: <b>222</b> | RECORD   | PCT. RANK | GAMES          | SCHEDULE    | OF SCHEDULE   | RPI      | RPI  | RPI   | RPI       |
| DIV. I ONLY                  | 6- 21    | 306       | 3- 7           | 340         | 333           | 342      | 342  | 30    | 30        |
| DIV. I NON-CONF.             | 2- 11    | 314       | 0- 0           | 340         | 341           | 347      | 347  | 30    | 30        |
| TOTALS                       | RPI 1-25 | RPI 26-50 | W-L RECORDS    | RPI 51-100  | RPI 101-150   | RPI 150+ |      |       |           |
| 6- 21                        | 0- 0     | 0- 0      | OVERALL        | 0- 1        | 0- 5          | 6- 15    |      |       |           |
| 4- 9                         | 0- 0     | 0- 0      | HOME           | 0- 0        | 0- 2          | 4- 7     |      |       |           |
| 2- 12                        | 0- 0     | 0- 0      | AWAY           | 0- 1        | 0- 3          | 2- 8     |      |       |           |
| 0- 0                         | 0- 0     | 0- 0      | NEUTRAL        | 0- 0        | 0- 0          | 0- 0     |      |       |           |
| 2- 11                        | 0- 0     | 0- 0      | NON-CONFERENCE | 0- 1        | 0- 1          | 2- 9     |      |       |           |
| 1- 5                         | 0- 0     | 0- 0      | HOME           | 0- 0        | 0- 0          | 1- 5     |      |       |           |
| 1- 6                         | 0- 0     | 0- 0      | AWAY           | 0- 1        | 0- 1          | 1- 4     |      |       |           |
| 0- 0                         | 0- 0     | 0- 0      | NEUTRAL        | 0- 0        | 0- 0          | 0- 0     |      |       |           |
| 4- 10                        | 0- 0     | 0- 0      | CONFERENCE     | 0- 0        | 0- 4          | 4- 6     |      |       |           |
| 3- 4                         | 0- 0     | 0- 0      | HOME           | 0- 0        | 0- 2          | 3- 2     |      |       |           |
| 1- 6                         | 0- 0     | 0- 0      | AWAY           | 0- 0        | 0- 2          | 1- 4     |      |       |           |
| 0- 0                         | 0- 0     | 0- 0      | NEUTRAL        | 0- 0        | 0- 0          | 0- 0     |      |       |           |

| RPI 1-25                  |   |          | RPI 26-50 |     |   | RPI 51-100              |       |     | RPI 101+ |                         |       | Team's RPI: 342 |
|---------------------------|---|----------|-----------|-----|---|-------------------------|-------|-----|----------|-------------------------|-------|-----------------|
| RPI                       | S | Opponent | Score     | RPI | S | Opponent                | Score | RPI | S        | Opponent                | Score |                 |
|                           |   |          |           |     |   | 62 A Kansas St.         | 36 65 |     |          | 117 A Bakersfield       | 67 70 |                 |
|                           |   |          |           |     |   |                         |       |     |          | 117 H Bakersfield       | 76 78 |                 |
|                           |   |          |           |     |   |                         |       |     |          | 135 A New Mexico St.    | 59 78 |                 |
|                           |   |          |           |     |   |                         |       |     |          | 135 H New Mexico St.    | 48 60 |                 |
|                           |   |          |           |     |   |                         |       |     |          | 139 A UC Riverside      | 38 81 |                 |
|                           |   |          |           |     |   |                         |       |     |          | 176 H SIUE              | 58 74 |                 |
|                           |   |          |           |     |   |                         |       |     |          | 205 A Tex.-Pan American | 51 69 |                 |
|                           |   |          |           |     |   |                         |       |     |          | 205 H Tex.-Pan American | 82 84 |                 |
|                           |   |          |           |     |   |                         |       |     |          | 215 A Cal St. Fullerton | 52 72 |                 |
|                           |   |          |           |     |   |                         |       |     |          | 233 A Western Ill.      | 48 71 |                 |
|                           |   |          |           |     |   |                         |       |     |          | 237 A North Florida     | 62 63 |                 |
|                           |   |          |           |     |   |                         |       |     |          | 256 H Abilene Christian | 55 80 |                 |
|                           |   |          |           |     |   |                         |       |     |          | 275 A Grand Canyon      | 42 57 |                 |
|                           |   |          |           |     |   |                         |       |     |          | 275 H Grand Canyon      | 59 65 |                 |
|                           |   |          |           |     |   |                         |       |     |          | 283 H Milwaukee         | 60 72 |                 |
|                           |   |          |           |     |   |                         |       |     |          | 299 A Eastern Ill.      | 69 53 |                 |
|                           |   |          |           |     |   |                         |       |     |          | 306 A Seattle           | 46 60 |                 |
|                           |   |          |           |     |   |                         |       |     |          | 306 H Seattle           | 62 61 |                 |
|                           |   |          |           |     |   |                         |       |     |          | 309 A Denver            | 66 74 |                 |
|                           |   |          |           |     |   |                         |       |     |          | 316 H Southeast Mo. St. | 50 65 |                 |
|                           |   |          |           |     |   |                         |       |     |          | 326 A Utah Valley       | 51 61 |                 |
|                           |   |          |           |     |   |                         |       |     |          | 326 H Utah Valley       | 61 58 |                 |
|                           |   |          |           |     |   |                         |       |     |          | 330 H North Texas       | 47 65 |                 |
|                           |   |          |           |     |   |                         |       |     |          | 345 A Chicago St.       | 65 59 |                 |
|                           |   |          |           |     |   |                         |       |     |          | 345 H Chicago St.       | 77 46 |                 |
|                           |   |          |           |     |   |                         |       |     |          | 349 H Mississippi Val.  | 62 46 |                 |
| LAST 12 Division I GAMES: |   |          |           |     |   |                         |       |     |          |                         |       |                 |
|                           |   |          |           |     |   | 205 H Tex.-Pan American | 82 84 |     |          | 135 A New Mexico St.    | 59 78 |                 |
|                           |   |          |           |     |   | 275 A Grand Canyon      | 42 57 |     |          | 205 A Tex.-Pan American | 51 69 |                 |
|                           |   |          |           |     |   | 326 A Utah Valley       | 51 61 |     |          | 326 H Utah Valley       | 61 58 |                 |
|                           |   |          |           |     |   | 117 H Bakersfield       | 76 78 |     |          | 275 H Grand Canyon      | 59 65 |                 |
|                           |   |          |           |     |   | 306 H Seattle           | 62 61 |     |          | 306 A Seattle           | 46 60 |                 |
|                           |   |          |           |     |   | 345 H Chicago St.       | 77 46 |     |          | 117 A Bakersfield       | 67 70 |                 |

Non-Div I Games: Rockhurst 60 65 William Jewell 51 59

UMKC

Loss, Non-Conf, S Site, H Home A Away N Neutral



|                   |          |           |                |            |             |               |      |      |       |           |
|-------------------|----------|-----------|----------------|------------|-------------|---------------|------|------|-------|-----------|
| Average RPI Win:  | 248      | WON-LOST  | WINNING        | LAST 10    | STRENGTH OF | OPP. STRENGTH | TEAM | ADJ. | CONF. | ADJ CONF. |
| Average RPI Loss: | 143      | RECORD    | PCT. RANK      | GAMES      | SCHEDULE    | OF SCHEDULE   | RPI  | RPI  | RPI   | RPI       |
| DIV. I ONLY       | 13- 15   | 201       | 7- 3           | 194        | 223         | 218           | 218  | 23   | 23    |           |
| DIV. I NON-CONF.  | 6- 6     | 158       | 1- 0           | 153        | 187         | 178           | 178  | 23   | 23    |           |
| TOTALS            | RPI 1-25 | RPI 26-50 | W-L RECORDS    | RPI 51-100 | RPI 101-150 | RPI 150+      |      |      |       |           |
| 13- 15            | 0- 2     | 0- 0      | OVERALL        | 0- 4       | 3- 3        | 10- 6         |      |      |       |           |
| 9- 6              | 0- 0     | 0- 0      | HOME           | 0- 2       | 2- 3        | 7- 1          |      |      |       |           |
| 4- 9              | 0- 1     | 0- 0      | AWAY           | 0- 2       | 1- 0        | 3- 5          |      |      |       |           |
| 0- 0              | 0- 0     | 0- 0      | NEUTRAL        | 0- 0       | 0- 0        | 0- 0          |      |      |       |           |
| 6- 6              | 0- 2     | 0- 0      | NON-CONFERENCE | 0- 0       | 2- 2        | 4- 2          |      |      |       |           |
| 5- 2              | 0- 0     | 0- 0      | HOME           | 0- 0       | 2- 2        | 3- 0          |      |      |       |           |
| 1- 4              | 0- 2     | 0- 0      | AWAY           | 0- 0       | 0- 0        | 1- 2          |      |      |       |           |
| 0- 0              | 0- 0     | 0- 0      | NEUTRAL        | 0- 0       | 0- 0        | 0- 0          |      |      |       |           |
| 7- 9              | 0- 0     | 0- 0      | CONFERENCE     | 0- 4       | 1- 1        | 6- 4          |      |      |       |           |
| 4- 4              | 0- 0     | 0- 0      | HOME           | 0- 2       | 0- 1        | 4- 1          |      |      |       |           |
| 3- 5              | 0- 0     | 0- 0      | AWAY           | 0- 2       | 1- 0        | 2- 3          |      |      |       |           |
| 0- 0              | 0- 0     | 0- 0      | NEUTRAL        | 0- 0       | 0- 0        | 0- 0          |      |      |       |           |

| RPI 1-25                  |   |               |        | RPI 26-50 |   |               |       | RPI 51-100 |   |             |       | RPI 101+ Team's RPI: 218 |   |                      |       |
|---------------------------|---|---------------|--------|-----------|---|---------------|-------|------------|---|-------------|-------|--------------------------|---|----------------------|-------|
| RPI                       | S | Opponent      | Score  | RPI       | S | Opponent      | Score | RPI        | S | Opponent    | Score | RPI                      | S | Opponent             | Score |
| 1                         | A | Notre Dame    | 51 105 |           |   |               |       | 83         | A | Albany (NY) | 57 93 | 124                      | H | Yale                 | 80 72 |
| 15                        | A | Duke          | 48 95  |           |   |               |       | 83         | H | Albany (NY) | 50 78 | 129                      | H | Rhode Island         | 66 75 |
|                           |   |               |        |           |   |               |       | 91         | A | Maine       | 54 68 | 142                      | A | Hartford             | 65 62 |
|                           |   |               |        |           |   |               |       | 91         | H | Maine       | 46 74 | 142                      | H | Hartford             | 56 67 |
|                           |   |               |        |           |   |               |       |            |   |             |       | 143                      | H | Bryant               | 86 85 |
|                           |   |               |        |           |   |               |       |            |   |             |       | 146                      | H | Central Conn. St.    | 58 81 |
|                           |   |               |        |           |   |               |       |            |   |             |       | 183                      | A | Holy Cross           | 63 78 |
|                           |   |               |        |           |   |               |       |            |   |             |       | 188                      | A | Stony Brook          | 36 62 |
|                           |   |               |        |           |   |               |       |            |   |             |       | 188                      | H | Stony Brook          | 60 64 |
|                           |   |               |        |           |   |               |       |            |   |             |       | 208                      | A | New Hampshire        | 51 58 |
|                           |   |               |        |           |   |               |       |            |   |             |       | 208                      | H | New Hampshire        | 70 65 |
|                           |   |               |        |           |   |               |       |            |   |             |       | 259                      | A | UMBC                 | 84 78 |
|                           |   |               |        |           |   |               |       |            |   |             |       | 259                      | H | UMBC                 | 75 62 |
|                           |   |               |        |           |   |               |       |            |   |             |       | 268                      | H | St. Francis Brooklyn | 64 62 |
|                           |   |               |        |           |   |               |       |            |   |             |       | 269                      | A | Providence           | 54 66 |
|                           |   |               |        |           |   |               |       |            |   |             |       | 290                      | A | Columbia             | 69 59 |
|                           |   |               |        |           |   |               |       |            |   |             |       | 298                      | H | NJIT                 | 60 51 |
|                           |   |               |        |           |   |               |       |            |   |             |       | 301                      | H | Fairleigh Dickinson  | 78 67 |
|                           |   |               |        |           |   |               |       |            |   |             |       | 303                      | A | Vermont              | 72 64 |
|                           |   |               |        |           |   |               |       |            |   |             |       | 303                      | H | Vermont              | 72 63 |
|                           |   |               |        |           |   |               |       |            |   |             |       | 324                      | A | Binghamton           | 64 65 |
|                           |   |               |        |           |   |               |       |            |   |             |       | 324                      | H | Binghamton           | 66 49 |
| LAST 12 Division I GAMES: |   |               |        |           |   |               |       |            |   |             |       |                          |   |                      |       |
| 298                       | H | NJIT          | 60 51  | 83        | A | Albany (NY)   | 57 93 |            |   |             |       |                          |   |                      |       |
| 303                       | A | Vermont       | 72 64  | 259       | A | UMBC          | 84 78 |            |   |             |       |                          |   |                      |       |
| 208                       | H | New Hampshire | 70 65  | 324       | H | Binghamton    | 66 49 |            |   |             |       |                          |   |                      |       |
| 188                       | A | Stony Brook   | 36 62  | 303       | H | Vermont       | 72 63 |            |   |             |       |                          |   |                      |       |
| 142                       | A | Hartford      | 65 62  | 188       | H | Stony Brook   | 60 64 |            |   |             |       |                          |   |                      |       |
| 91                        | H | Maine         | 46 74  | 208       | A | New Hampshire | 51 58 |            |   |             |       |                          |   |                      |       |

Non-Div I Games: Mount Ida 93 41

UMass Lowell

## UNC Asheville

Through Games Of March 10, 2015

|                   |          |           |                |            |             |               |      |      |       |           |
|-------------------|----------|-----------|----------------|------------|-------------|---------------|------|------|-------|-----------|
| Average RPI Win:  | 320      | WON-LOST  | WINNING        | LAST 10    | STRENGTH OF | OPP. STRENGTH | TEAM | ADJ. | CONF. | ADJ CONF. |
| Average RPI Loss: | 191      | RECORD    | PCT. RANK      | GAMES      | SCHEDULE    | OF SCHEDULE   | RPI  | RPI  | RPI   | RPI       |
| DIV. I ONLY       | 8- 22    | 291       | 3- 7           | 276        | 335         | 305           | 305  | 28   | 28    |           |
| DIV. I NON-CONF.  | 0- 8     | 339       | 0- 0           | 247        | 315         | 346           | 346  | 31   | 31    |           |
| TOTALS            | RPI 1-25 | RPI 26-50 | W-L RECORDS    | RPI 51-100 | RPI 101-150 | RPI 150+      |      |      |       |           |
| 8- 22             | 0- 0     | 0- 1      | OVERALL        | 0- 3       | 0- 2        | 8- 16         |      |      |       |           |
| 4- 9              | 0- 0     | 0- 0      | HOME           | 0- 1       | 0- 1        | 4- 7          |      |      |       |           |
| 4- 12             | 0- 0     | 0- 1      | AWAY           | 0- 1       | 0- 1        | 4- 9          |      |      |       |           |
| 0- 1              | 0- 0     | 0- 0      | NEUTRAL        | 0- 1       | 0- 0        | 0- 0          |      |      |       |           |
| 0- 8              | 0- 0     | 0- 1      | NON-CONFERENCE | 0- 0       | 0- 2        | 0- 5          |      |      |       |           |
| 0- 3              | 0- 0     | 0- 0      | HOME           | 0- 0       | 0- 1        | 0- 2          |      |      |       |           |
| 0- 5              | 0- 0     | 0- 1      | AWAY           | 0- 0       | 0- 1        | 0- 3          |      |      |       |           |
| 0- 0              | 0- 0     | 0- 0      | NEUTRAL        | 0- 0       | 0- 0        | 0- 0          |      |      |       |           |
| 8- 14             | 0- 0     | 0- 0      | CONFERENCE     | 0- 3       | 0- 0        | 8- 11         |      |      |       |           |
| 4- 6              | 0- 0     | 0- 0      | HOME           | 0- 1       | 0- 0        | 4- 5          |      |      |       |           |
| 4- 7              | 0- 0     | 0- 0      | AWAY           | 0- 1       | 0- 0        | 4- 6          |      |      |       |           |
| 0- 1              | 0- 0     | 0- 0      | NEUTRAL        | 0- 1       | 0- 0        | 0- 0          |      |      |       |           |

| RPI S                     | Opponent | Score | RPI S | Opponent      | Score | RPI S | Opponent       | Score | RPI S | Opponent       | Score | Team's RPI: 305 |
|---------------------------|----------|-------|-------|---------------|-------|-------|----------------|-------|-------|----------------|-------|-----------------|
|                           |          |       | 26 A  | South Fla.    | 53 97 | 64 A  | Liberty        | 58 62 | 108 H | East Tenn. St. | 68 81 |                 |
|                           |          |       |       |               |       | 64 H  | Liberty        | 55 67 | 145 A | Furman         | 71 81 |                 |
|                           |          |       |       |               |       | 64 N  | Liberty        | 51 59 | 152 A | High Point     | 54 57 |                 |
|                           |          |       |       |               |       |       |                |       | 152 H | High Point     | 50 67 |                 |
|                           |          |       |       |               |       |       |                |       | 181 A | N.C. A&T       | 46 63 |                 |
|                           |          |       |       |               |       |       |                |       | 196 A | Winthrop       | 55 75 |                 |
|                           |          |       |       |               |       |       |                |       | 196 H | Winthrop       | 54 57 |                 |
|                           |          |       |       |               |       |       |                |       | 201 A | Campbell       | 55 60 |                 |
|                           |          |       |       |               |       |       |                |       | 201 H | Campbell       | 51 56 |                 |
|                           |          |       |       |               |       |       |                |       | 204 A | Radford        | 47 50 |                 |
|                           |          |       |       |               |       |       |                |       | 204 H | Radford        | 65 67 |                 |
|                           |          |       |       |               |       |       |                |       | 221 A | USC Upstate    | 60 67 |                 |
|                           |          |       |       |               |       |       |                |       | 242 A | Presbyterian   | 57 69 |                 |
|                           |          |       |       |               |       |       |                |       | 242 H | Presbyterian   | 59 46 |                 |
|                           |          |       |       |               |       |       |                |       | 279 A | Gardner-Webb   | 64 55 |                 |
|                           |          |       |       |               |       |       |                |       | 279 H | Gardner-Webb   | 58 66 |                 |
|                           |          |       |       |               |       |       |                |       | 297 H | Western Caro.  | 66 79 |                 |
|                           |          |       |       |               |       |       |                |       | 314 H | Wofford        | 52 70 |                 |
|                           |          |       |       |               |       |       |                |       | 334 A | Coastal Caro.  | 87 53 |                 |
|                           |          |       |       |               |       |       |                |       | 334 A | Coastal Caro.  | 68 54 |                 |
|                           |          |       |       |               |       |       |                |       | 334 H | Coastal Caro.  | 68 61 |                 |
|                           |          |       |       |               |       |       |                |       | 339 A | N.C. Central   | 52 55 |                 |
|                           |          |       |       |               |       |       |                |       | 343 A | Longwood       | 60 44 |                 |
|                           |          |       |       |               |       |       |                |       | 343 H | Longwood       | 88 77 |                 |
|                           |          |       |       |               |       |       |                |       | 348 A | Charleston So. | 57 70 |                 |
|                           |          |       |       |               |       |       |                |       | 348 H | Charleston So. | 56 47 |                 |
| LAST 12 Division I GAMES: |          |       |       |               |       |       |                |       |       |                |       |                 |
|                           |          |       | 64 N  | Liberty       | 51 59 | 201 H | Campbell       | 51 56 |       |                |       |                 |
|                           |          |       | 334 A | Coastal Caro. | 68 54 | 196 H | Winthrop       | 54 57 |       |                |       |                 |
|                           |          |       | 334 A | Coastal Caro. | 87 53 | 343 H | Longwood       | 88 77 |       |                |       |                 |
|                           |          |       | 204 A | Radford       | 47 50 | 348 A | Charleston So. | 57 70 |       |                |       |                 |
|                           |          |       | 279 H | Gardner-Webb  | 58 66 | 242 H | Presbyterian   | 59 46 |       |                |       |                 |
|                           |          |       | 152 A | High Point    | 54 57 | 64 A  | Liberty        | 58 62 |       |                |       |                 |

Non-Div I Games: Barton 71 48

UNC Asheville

■ Loss, 
 ■ Non-Conf, 
 ■ S Site, 
 ■ Home 
 ■ A Away 
 N Neutral

## UNC Greensboro

Through Games Of March 10, 2015

|                   |          |           |                |            |             |               |      |      |       |           |
|-------------------|----------|-----------|----------------|------------|-------------|---------------|------|------|-------|-----------|
| Average RPI Win:  | 300      | WON-LOST  | WINNING        | LAST 10    | STRENGTH OF | OPP. STRENGTH | TEAM | ADJ. | CONF. | ADJ CONF. |
| Average RPI Loss: | 165      | RECORD    | PCT. RANK      | GAMES      | SCHEDULE    | OF SCHEDULE   | RPI  | RPI  | RPI   | RPI       |
| DIV. I ONLY       | 5- 24    | 321       | 1- 9           | 198        | 255         | 309           | 309  | 20   | 20    |           |
| DIV. I NON-CONF.  | 4- 10    | 259       | 0- 0           | 280        | 293         | 283           | 283  | 22   | 22    |           |
| TOTALS            | RPI 1-25 | RPI 26-50 | W-L RECORDS    | RPI 51-100 | RPI 101-150 | RPI 150+      |      |      |       |           |
| 5- 24             | 0- 3     | 0- 0      | OVERALL        | 0- 2       | 0- 5        | 5- 14         |      |      |       |           |
| 3- 7              | 0- 1     | 0- 0      | HOME           | 0- 0       | 0- 2        | 3- 4          |      |      |       |           |
| 2- 13             | 0- 1     | 0- 0      | AWAY           | 0- 1       | 0- 3        | 2- 8          |      |      |       |           |
| 0- 4              | 0- 1     | 0- 0      | NEUTRAL        | 0- 1       | 0- 0        | 0- 2          |      |      |       |           |
| 4- 10             | 0- 0     | 0- 0      | NON-CONFERENCE | 0- 2       | 0- 1        | 4- 7          |      |      |       |           |
| 2- 1              | 0- 0     | 0- 0      | HOME           | 0- 0       | 0- 0        | 2- 1          |      |      |       |           |
| 2- 6              | 0- 0     | 0- 0      | AWAY           | 0- 1       | 0- 1        | 2- 4          |      |      |       |           |
| 0- 3              | 0- 0     | 0- 0      | NEUTRAL        | 0- 1       | 0- 0        | 0- 2          |      |      |       |           |
| 1- 14             | 0- 3     | 0- 0      | CONFERENCE     | 0- 0       | 0- 4        | 1- 7          |      |      |       |           |
| 1- 6              | 0- 1     | 0- 0      | HOME           | 0- 0       | 0- 2        | 1- 3          |      |      |       |           |
| 0- 7              | 0- 1     | 0- 0      | AWAY           | 0- 0       | 0- 2        | 0- 4          |      |      |       |           |
| 0- 1              | 0- 1     | 0- 0      | NEUTRAL        | 0- 0       | 0- 0        | 0- 0          |      |      |       |           |

| RPI 1-25                  |   |                |       | RPI 26-50 |   |               |       | RPI 51-100 |   |          |       | RPI 101+ Team's RPI: 309 |   |                    |       |
|---------------------------|---|----------------|-------|-----------|---|---------------|-------|------------|---|----------|-------|--------------------------|---|--------------------|-------|
| RPI                       | S | Opponent       | Score | RPI       | S | Opponent      | Score | RPI        | S | Opponent | Score | RPI                      | S | Opponent           | Score |
| 20                        | A | Chattanooga    | 52 76 |           |   |               |       | 58         | N | LSU      | 61 82 | 108                      | A | East Tenn. St.     | 65 87 |
| 20                        | H | Chattanooga    | 46 81 |           |   |               |       | 71         | A | Hawaii   | 54 74 | 108                      | H | East Tenn. St.     | 66 84 |
| 20                        | N | Chattanooga    | 44 78 |           |   |               |       |            |   |          |       | 141                      | A | VCU                | 73 80 |
|                           |   |                |       |           |   |               |       |            |   |          |       | 145                      | A | Furman             | 68 77 |
|                           |   |                |       |           |   |               |       |            |   |          |       | 145                      | H | Furman             | 70 78 |
|                           |   |                |       |           |   |               |       |            |   |          |       | 152                      | A | High Point         | 67 78 |
|                           |   |                |       |           |   |               |       |            |   |          |       | 156                      | N | Northern Ky.       | 58 66 |
|                           |   |                |       |           |   |               |       |            |   |          |       | 165                      | A | St. Bonaventure    | 60 78 |
|                           |   |                |       |           |   |               |       |            |   |          |       | 191                      | A | Mercer             | 62 80 |
|                           |   |                |       |           |   |               |       |            |   |          |       | 191                      | H | Mercer             | 73 74 |
|                           |   |                |       |           |   |               |       |            |   |          |       | 195                      | A | Navy               | 64 71 |
|                           |   |                |       |           |   |               |       |            |   |          |       | 198                      | A | Clemson            | 51 80 |
|                           |   |                |       |           |   |               |       |            |   |          |       | 202                      | A | Samford            | 66 88 |
|                           |   |                |       |           |   |               |       |            |   |          |       | 202                      | H | Samford            | 56 62 |
|                           |   |                |       |           |   |               |       |            |   |          |       | 221                      | H | USC Upstate        | 60 69 |
|                           |   |                |       |           |   |               |       |            |   |          |       | 279                      | H | Gardner-Webb       | 76 60 |
|                           |   |                |       |           |   |               |       |            |   |          |       | 281                      | A | Col. of Charleston | 70 68 |
|                           |   |                |       |           |   |               |       |            |   |          |       | 284                      | H | South Carolina St. | 70 50 |
|                           |   |                |       |           |   |               |       |            |   |          |       | 297                      | A | Western Caro.      | 49 70 |
|                           |   |                |       |           |   |               |       |            |   |          |       | 297                      | H | Western Caro.      | 80 86 |
|                           |   |                |       |           |   |               |       |            |   |          |       | 314                      | A | Wofford            | 64 77 |
|                           |   |                |       |           |   |               |       |            |   |          |       | 314                      | H | Wofford            | 65 59 |
|                           |   |                |       |           |   |               |       |            |   |          |       | 336                      | N | Florida A&M        | 64 70 |
|                           |   |                |       |           |   |               |       |            |   |          |       | 343                      | A | Longwood           | 70 64 |
| LAST 12 Division I GAMES: |   |                |       |           |   |               |       |            |   |          |       |                          |   |                    |       |
| 20                        | N | Chattanooga    | 44 78 | 202       | A | Samford       | 66 88 |            |   |          |       |                          |   |                    |       |
| 297                       | H | Western Caro.  | 80 86 | 191       | A | Mercer        | 62 80 |            |   |          |       |                          |   |                    |       |
| 314                       | H | Wofford        | 65 59 | 145       | H | Furman        | 70 78 |            |   |          |       |                          |   |                    |       |
| 145                       | A | Furman         | 68 77 | 314       | A | Wofford       | 64 77 |            |   |          |       |                          |   |                    |       |
| 108                       | H | East Tenn. St. | 66 84 | 297       | A | Western Caro. | 49 70 |            |   |          |       |                          |   |                    |       |
| 20                        | A | Chattanooga    | 52 76 | 20        | H | Chattanooga   | 46 81 |            |   |          |       |                          |   |                    |       |

Non-Div I Games: Livingstone 81 77

UNC Greensboro

Loss, Non-Conf, S Site, H Home A Away N Neutral

|                              |               |            |                |             |               |            |            |           |           |
|------------------------------|---------------|------------|----------------|-------------|---------------|------------|------------|-----------|-----------|
| Average RPI Win: <b>207</b>  | WON-LOST      | WINNING    | LAST 10        | STRENGTH OF | OPP. STRENGTH | TEAM       | ADJ.       | CONF.     | ADJ CONF. |
| Average RPI Loss: <b>144</b> | RECORD        | PCT. RANK  | GAMES          | SCHEDULE    | OF SCHEDULE   | RPI        | RPI        | RPI       | RPI       |
| DIV. I ONLY                  | <b>13- 15</b> | <b>201</b> | <b>6- 4</b>    | <b>204</b>  | <b>139</b>    | <b>222</b> | <b>222</b> | <b>13</b> | <b>13</b> |
| DIV. I NON-CONF.             | <b>3- 7</b>   | <b>250</b> | <b>0- 0</b>    | <b>248</b>  | <b>244</b>    | <b>313</b> | <b>313</b> | <b>11</b> | <b>11</b> |
| TOTALS                       | RPI 1-25      | RPI 26-50  | W-L RECORDS    | RPI 51-100  | RPI 101-150   | RPI 150+   |            |           |           |
| 13- 15                       | 0- 0          | 0- 3       | OVERALL        | 0- 3        | 4- 2          | 9- 7       |            |           |           |
| 10- 6                        | 0- 0          | 0- 1       | HOME           | 0- 2        | 3- 1          | 7- 2       |            |           |           |
| 3- 9                         | 0- 0          | 0- 2       | AWAY           | 0- 1        | 1- 1          | 2- 5       |            |           |           |
| 0- 0                         | 0- 0          | 0- 0       | NEUTRAL        | 0- 0        | 0- 0          | 0- 0       |            |           |           |
| 3- 7                         | 0- 0          | 0- 1       | NON-CONFERENCE | 0- 1        | 1- 1          | 2- 4       |            |           |           |
| 3- 4                         | 0- 0          | 0- 0       | HOME           | 0- 1        | 1- 1          | 2- 2       |            |           |           |
| 0- 3                         | 0- 0          | 0- 1       | AWAY           | 0- 0        | 0- 0          | 0- 2       |            |           |           |
| 0- 0                         | 0- 0          | 0- 0       | NEUTRAL        | 0- 0        | 0- 0          | 0- 0       |            |           |           |
| 10- 8                        | 0- 0          | 0- 2       | CONFERENCE     | 0- 2        | 3- 1          | 7- 3       |            |           |           |
| 7- 2                         | 0- 0          | 0- 1       | HOME           | 0- 1        | 2- 0          | 5- 0       |            |           |           |
| 3- 6                         | 0- 0          | 0- 1       | AWAY           | 0- 1        | 1- 1          | 2- 3       |            |           |           |
| 0- 0                         | 0- 0          | 0- 0       | NEUTRAL        | 0- 0        | 0- 0          | 0- 0       |            |           |           |

| RPI 1-25                  |   |          |       | RPI 26-50 |   |                    |       | RPI 51-100 |   |          |       | RPI 101+ |   |                    |       | Team's RPI: 222 |  |
|---------------------------|---|----------|-------|-----------|---|--------------------|-------|------------|---|----------|-------|----------|---|--------------------|-------|-----------------|--|
| RPI                       | S | Opponent | Score | RPI       | S | Opponent           | Score | RPI        | S | Opponent | Score | RPI      | S | Opponent           | Score |                 |  |
|                           |   |          |       | 28        | A | James Madison      | 57 74 | 65         | A | Drexel   | 53 58 | 103      | A | Hofstra            | 57 71 |                 |  |
|                           |   |          |       | 28        | H | James Madison      | 49 85 | 65         | H | Drexel   | 44 61 | 103      | H | Hofstra            | 76 75 |                 |  |
|                           |   |          |       | 45        | A | Stetson            | 55 72 | 90         | H | Richmond | 67 77 | 104      | A | Elon               | 86 82 |                 |  |
|                           |   |          |       |           |   |                    |       |            |   |          |       | 104      | H | Elon               | 76 68 |                 |  |
|                           |   |          |       |           |   |                    |       |            |   |          |       | 108      | H | East Tenn. St.     | 61 48 |                 |  |
|                           |   |          |       |           |   |                    |       |            |   |          |       | 141      | H | VCU                | 53 59 |                 |  |
|                           |   |          |       |           |   |                    |       |            |   |          |       | 171      | A | Appalachian St.    | 72 82 |                 |  |
|                           |   |          |       |           |   |                    |       |            |   |          |       | 178      | A | William & Mary     | 62 67 |                 |  |
|                           |   |          |       |           |   |                    |       |            |   |          |       | 178      | H | William & Mary     | 63 62 |                 |  |
|                           |   |          |       |           |   |                    |       |            |   |          |       | 197      | A | Delaware           | 60 69 |                 |  |
|                           |   |          |       |           |   |                    |       |            |   |          |       | 197      | H | Delaware           | 71 68 |                 |  |
|                           |   |          |       |           |   |                    |       |            |   |          |       | 201      | H | Campbell           | 89 80 |                 |  |
|                           |   |          |       |           |   |                    |       |            |   |          |       | 217      | A | Fla. Atlantic      | 80 84 |                 |  |
|                           |   |          |       |           |   |                    |       |            |   |          |       | 237      | H | North Florida      | 41 55 |                 |  |
|                           |   |          |       |           |   |                    |       |            |   |          |       | 243      | A | Towson             | 73 71 |                 |  |
|                           |   |          |       |           |   |                    |       |            |   |          |       | 243      | H | Towson             | 71 63 |                 |  |
|                           |   |          |       |           |   |                    |       |            |   |          |       | 281      | A | Col. of Charleston | 76 65 |                 |  |
|                           |   |          |       |           |   |                    |       |            |   |          |       | 281      | H | Col. of Charleston | 69 57 |                 |  |
|                           |   |          |       |           |   |                    |       |            |   |          |       | 297      | H | Western Caro.      | 53 64 |                 |  |
|                           |   |          |       |           |   |                    |       |            |   |          |       | 304      | A | Northeastern       | 64 73 |                 |  |
|                           |   |          |       |           |   |                    |       |            |   |          |       | 304      | H | Northeastern       | 84 78 |                 |  |
|                           |   |          |       |           |   |                    |       |            |   |          |       | 348      | H | Charleston So.     | 80 70 |                 |  |
| LAST 12 Division I GAMES: |   |          |       |           |   |                    |       |            |   |          |       |          |   |                    |       |                 |  |
|                           |   |          |       | 103       | H | Hofstra            | 76 75 |            |   |          |       | 104      | A | Elon               | 86 82 |                 |  |
|                           |   |          |       | 281       | A | Col. of Charleston | 76 65 |            |   |          |       | 197      | A | Delaware           | 60 69 |                 |  |
|                           |   |          |       | 197       | H | Delaware           | 71 68 |            |   |          |       | 65       | H | Drexel             | 44 61 |                 |  |
|                           |   |          |       | 243       | A | Towson             | 73 71 |            |   |          |       | 178      | A | William & Mary     | 62 67 |                 |  |
|                           |   |          |       | 28        | H | James Madison      | 49 85 |            |   |          |       | 243      | H | Towson             | 71 63 |                 |  |
|                           |   |          |       | 304       | H | Northeastern       | 84 78 |            |   |          |       | 104      | H | Elon               | 76 68 |                 |  |

Non-Div I Games: UNC Pembroke 75 38

UNCW

■ Loss, 
 ■ Non-Conf, S Site, 
 ■ Home 
 ■ Away 
 N Neutral

|                   |          |           |                |            |             |               |      |      |       |           |
|-------------------|----------|-----------|----------------|------------|-------------|---------------|------|------|-------|-----------|
| Average RPI Win:  | 238      | WON-LOST  | WINNING        | LAST 10    | STRENGTH OF | OPP. STRENGTH | TEAM | ADJ. | CONF. | ADJ CONF. |
| Average RPI Loss: | 75       | RECORD    | PCT. RANK      | GAMES      | SCHEDULE    | OF SCHEDULE   | RPI  | RPI  | RPI   | RPI       |
| DIV. I ONLY       | 16- 13   | 144       | 6- 4           | 117        | 174         | 122           | 122  | 19   | 19    |           |
| DIV. I NON-CONF.  | 4- 7     | 221       | 0- 0           | 19         | 119         | 136           | 136  | 16   | 16    |           |
| TOTALS            | RPI 1-25 | RPI 26-50 | W-L RECORDS    | RPI 51-100 | RPI 101-150 | RPI 150+      |      |      |       |           |
| 16- 13            | 0- 1     | 0- 3      | OVERALL        | 0- 6       | 2- 2        | 14- 1         |      |      |       |           |
| 10- 4             | 0- 0     | 0- 2      | HOME           | 0- 2       | 1- 0        | 9- 0          |      |      |       |           |
| 6- 8              | 0- 1     | 0- 1      | AWAY           | 0- 3       | 1- 2        | 5- 1          |      |      |       |           |
| 0- 1              | 0- 0     | 0- 0      | NEUTRAL        | 0- 1       | 0- 0        | 0- 0          |      |      |       |           |
| 4- 7              | 0- 1     | 0- 1      | NON-CONFERENCE | 0- 4       | 1- 1        | 3- 0          |      |      |       |           |
| 3- 2              | 0- 0     | 0- 1      | HOME           | 0- 1       | 0- 0        | 3- 0          |      |      |       |           |
| 1- 4              | 0- 1     | 0- 0      | AWAY           | 0- 2       | 1- 1        | 0- 0          |      |      |       |           |
| 0- 1              | 0- 0     | 0- 0      | NEUTRAL        | 0- 1       | 0- 0        | 0- 0          |      |      |       |           |
| 12- 6             | 0- 0     | 0- 2      | CONFERENCE     | 0- 2       | 1- 1        | 11- 1         |      |      |       |           |
| 7- 2              | 0- 0     | 0- 1      | HOME           | 0- 1       | 1- 0        | 6- 0          |      |      |       |           |
| 5- 4              | 0- 0     | 0- 1      | AWAY           | 0- 1       | 0- 1        | 5- 1          |      |      |       |           |
| 0- 0              | 0- 0     | 0- 0      | NEUTRAL        | 0- 0       | 0- 0        | 0- 0          |      |      |       |           |

| RPI                       | S | Opponent       | Score | RPI | S | Opponent         | Score | RPI | S | Opponent     | Score | RPI | S | Opponent         | Score | Team's RPI: 122 |
|---------------------------|---|----------------|-------|-----|---|------------------|-------|-----|---|--------------|-------|-----|---|------------------|-------|-----------------|
| 9                         | A | Iowa           | 45 73 | 38  | A | Wichita St.      | 54 66 | 53  | N | Tulane       | 48 71 | 103 | A | Hofstra          | 58 61 |                 |
|                           |   |                |       | 38  | H | Wichita St.      | 52 70 | 72  | A | South Dakota | 77 85 | 114 | A | Tulsa            | 69 66 |                 |
|                           |   |                |       | 47  | H | South Dakota St. | 60 74 | 79  | A | Drake        | 67 87 | 123 | A | Missouri St.     | 70 72 |                 |
|                           |   |                |       |     |   |                  |       | 79  | H | Drake        | 72 76 | 123 | H | Missouri St.     | 64 56 |                 |
|                           |   |                |       |     |   |                  |       | 81  | A | Akron        | 73 82 | 154 | H | Dartmouth        | 62 46 |                 |
|                           |   |                |       |     |   |                  |       | 88  | H | Creighton    | 56 58 | 163 | A | Southern Ill.    | 75 79 |                 |
|                           |   |                |       |     |   |                  |       |     |   |              |       | 163 | H | Southern Ill.    | 79 70 |                 |
|                           |   |                |       |     |   |                  |       |     |   |              |       | 170 | A | Indiana St.      | 57 55 |                 |
|                           |   |                |       |     |   |                  |       |     |   |              |       | 170 | H | Indiana St.      | 64 29 |                 |
|                           |   |                |       |     |   |                  |       |     |   |              |       | 250 | H | Northern Ill.    | 51 42 |                 |
|                           |   |                |       |     |   |                  |       |     |   |              |       | 251 | A | Evansville       | 58 44 |                 |
|                           |   |                |       |     |   |                  |       |     |   |              |       | 251 | H | Evansville       | 89 44 |                 |
|                           |   |                |       |     |   |                  |       |     |   |              |       | 267 | H | North Dakota St. | 56 41 |                 |
|                           |   |                |       |     |   |                  |       |     |   |              |       | 307 | A | Loyola Chicago   | 75 58 |                 |
|                           |   |                |       |     |   |                  |       |     |   |              |       | 307 | H | Loyola Chicago   | 69 64 |                 |
|                           |   |                |       |     |   |                  |       |     |   |              |       | 318 | A | Bradley          | 70 51 |                 |
|                           |   |                |       |     |   |                  |       |     |   |              |       | 318 | H | Bradley          | 74 68 |                 |
|                           |   |                |       |     |   |                  |       |     |   |              |       | 323 | A | Illinois St.     | 59 52 |                 |
|                           |   |                |       |     |   |                  |       |     |   |              |       | 323 | H | Illinois St.     | 71 43 |                 |
| LAST 12 Division I GAMES: |   |                |       |     |   |                  |       |     |   |              |       |     |   |                  |       |                 |
| 318                       | H | Bradley        | 74 68 | 79  | A | Drake            | 67 87 |     |   |              |       |     |   |                  |       |                 |
| 307                       | H | Loyola Chicago | 69 64 | 163 | A | Southern Ill.    | 75 79 |     |   |              |       |     |   |                  |       |                 |
| 38                        | A | Wichita St.    | 54 66 | 323 | A | Illinois St.     | 59 52 |     |   |              |       |     |   |                  |       |                 |
| 123                       | A | Missouri St.   | 70 72 | 123 | H | Missouri St.     | 64 56 |     |   |              |       |     |   |                  |       |                 |
| 251                       | H | Evansville     | 89 44 | 38  | H | Wichita St.      | 52 70 |     |   |              |       |     |   |                  |       |                 |
| 170                       | H | Indiana St.    | 64 29 | 170 | A | Indiana St.      | 57 55 |     |   |              |       |     |   |                  |       |                 |

Non-Div I Games:

UNI

■ Loss, 
 ■ Non-Conf, S Site, 
 ■ Home 
 ■ Away 
 N Neutral

|                   |          |           |                |            |             |               |      |      |       |           |
|-------------------|----------|-----------|----------------|------------|-------------|---------------|------|------|-------|-----------|
| Average RPI Win:  | 234      | WON-LOST  | WINNING        | LAST 10    | STRENGTH OF | OPP. STRENGTH | TEAM | ADJ. | CONF. | ADJ CONF. |
| Average RPI Loss: | 151      | RECORD    | PCT. RANK      | GAMES      | SCHEDULE    | OF SCHEDULE   | RPI  | RPI  | RPI   | RPI       |
| DIV. I ONLY       | 13- 17   | 218       | 5- 5           | 225        | 233         | 232           | 232  | 22   | 22    |           |
| DIV. I NON-CONF.  | 3- 8     | 263       | 0- 0           | 132        | 234         | 267           | 267  | 19   | 19    |           |
| TOTALS            | RPI 1-25 | RPI 26-50 | W-L RECORDS    | RPI 51-100 | RPI 101-150 | RPI 150+      |      |      |       |           |
| 13- 17            | 0- 0     | 1- 2      | OVERALL        | 1- 4       | 1- 4        | 10- 7         |      |      |       |           |
| 9- 5              | 0- 0     | 0- 2      | HOME           | 1- 1       | 0- 1        | 8- 1          |      |      |       |           |
| 4- 10             | 0- 0     | 1- 0      | AWAY           | 0- 3       | 1- 1        | 2- 6          |      |      |       |           |
| 0- 2              | 0- 0     | 0- 0      | NEUTRAL        | 0- 0       | 0- 2        | 0- 0          |      |      |       |           |
| 3- 8              | 0- 0     | 0- 2      | NON-CONFERENCE | 0- 2       | 0- 2        | 3- 2          |      |      |       |           |
| 3- 2              | 0- 0     | 0- 2      | HOME           | 0- 0       | 0- 0        | 3- 0          |      |      |       |           |
| 0- 5              | 0- 0     | 0- 0      | AWAY           | 0- 2       | 0- 1        | 0- 2          |      |      |       |           |
| 0- 1              | 0- 0     | 0- 0      | NEUTRAL        | 0- 0       | 0- 1        | 0- 0          |      |      |       |           |
| 10- 9             | 0- 0     | 1- 0      | CONFERENCE     | 1- 2       | 1- 2        | 7- 5          |      |      |       |           |
| 6- 3              | 0- 0     | 0- 0      | HOME           | 1- 1       | 0- 1        | 5- 1          |      |      |       |           |
| 4- 5              | 0- 0     | 1- 0      | AWAY           | 0- 1       | 1- 0        | 2- 4          |      |      |       |           |
| 0- 1              | 0- 0     | 0- 0      | NEUTRAL        | 0- 0       | 0- 1        | 0- 0          |      |      |       |           |

| RPI S                     | Opponent           | Score | RPI S | Opponent       | Score | RPI S | Opponent             | Score | RPI S | Opponent | Score | Team's RPI: 232 |
|---------------------------|--------------------|-------|-------|----------------|-------|-------|----------------------|-------|-------|----------|-------|-----------------|
| 33                        | H Northwestern     | 84 88 | 51    | A BYU          | 61 76 | 102   | N Missouri           | 60 79 |       |          |       |                 |
| 47                        | H South Dakota St. | 59 65 | 71    | A Hawaii       | 70 79 | 117   | A Bakersfield        | 71 74 |       |          |       |                 |
| 50                        | A Fresno St.       | 73 70 | 80    | H Colorado St. | 43 55 | 126   | A Boise St.          | 74 60 |       |          |       |                 |
|                           |                    |       | 100   | A New Mexico   | 60 63 | 126   | H Boise St.          | 67 78 |       |          |       |                 |
|                           |                    |       | 100   | H New Mexico   | 79 73 | 126   | N Boise St.          | 46 64 |       |          |       |                 |
|                           |                    |       |       |                |       | 212   | A Wyoming            | 68 99 |       |          |       |                 |
|                           |                    |       |       |                |       | 212   | H Wyoming            | 58 55 |       |          |       |                 |
|                           |                    |       |       |                |       | 225   | A San Jose St.       | 72 68 |       |          |       |                 |
|                           |                    |       |       |                |       | 225   | H San Jose St.       | 97 99 |       |          |       |                 |
|                           |                    |       |       |                |       | 226   | A San Diego St.      | 61 76 |       |          |       |                 |
|                           |                    |       |       |                |       | 226   | H San Diego St.      | 64 47 |       |          |       |                 |
|                           |                    |       |       |                |       | 238   | A Utah               | 49 62 |       |          |       |                 |
|                           |                    |       |       |                |       | 246   | H A&M-Corpus Christi | 77 65 |       |          |       |                 |
|                           |                    |       |       |                |       | 254   | A Southern Utah      | 84 93 |       |          |       |                 |
|                           |                    |       |       |                |       | 270   | H Loyola Marymount   | 91 76 |       |          |       |                 |
|                           |                    |       |       |                |       | 273   | A Utah St.           | 72 85 |       |          |       |                 |
|                           |                    |       |       |                |       | 273   | H Utah St.           | 69 61 |       |          |       |                 |
|                           |                    |       |       |                |       | 285   | A Nevada             | 62 71 |       |          |       |                 |
|                           |                    |       |       |                |       | 285   | H Nevada             | 75 52 |       |          |       |                 |
|                           |                    |       |       |                |       | 344   | A Air Force          | 91 79 |       |          |       |                 |
|                           |                    |       |       |                |       | 344   | H Air Force          | 82 61 |       |          |       |                 |
|                           |                    |       |       |                |       | 347   | H Delaware St.       | 91 78 |       |          |       |                 |
| LAST 12 Division I GAMES: |                    |       |       |                |       |       |                      |       |       |          |       |                 |
| 126                       | N Boise St.        | 46 64 | 126   | A Boise St.    | 74 60 |       |                      |       |       |          |       |                 |
| 225                       | H San Jose St.     | 97 99 | 344   | H Air Force    | 82 61 |       |                      |       |       |          |       |                 |
| 226                       | A San Diego St.    | 61 76 | 50    | A Fresno St.   | 73 70 |       |                      |       |       |          |       |                 |
| 212                       | A Wyoming          | 68 99 | 80    | H Colorado St. | 43 55 |       |                      |       |       |          |       |                 |
| 273                       | H Utah St.         | 69 61 | 344   | A Air Force    | 91 79 |       |                      |       |       |          |       |                 |
| 100                       | H New Mexico       | 79 73 | 285   | H Nevada       | 75 52 |       |                      |       |       |          |       |                 |

Non-Div I Games:

UNLV

■ Loss, 
■ Non-Conf, 
■ S Site, 
■ H Home 
■ A Away 
N Neutral

## USC Upstate

Through Games Of March 10, 2015

|                   |          |           |                |            |             |               |      |      |       |           |
|-------------------|----------|-----------|----------------|------------|-------------|---------------|------|------|-------|-----------|
| Average RPI Win:  | 264      | WON-LOST  | WINNING        | LAST 10    | STRENGTH OF | OPP. STRENGTH | TEAM | ADJ. | CONF. | ADJ CONF. |
| Average RPI Loss: | 136      | RECORD    | PCT. RANK      | GAMES      | SCHEDULE    | OF SCHEDULE   | RPI  | RPI  | RPI   | RPI       |
| DIV. I ONLY       | 12- 16   | 226       | 5- 5           | 216        | 202         | 221           | 221  | 11   | 11    |           |
| DIV. I NON-CONF.  | 6- 7     | 175       | 0- 0           | 322        | 302         | 244           | 244  | 12   | 12    |           |
| TOTALS            | RPI 1-25 | RPI 26-50 | W-L RECORDS    | RPI 51-100 | RPI 101-150 | RPI 150+      |      |      |       |           |
| 12- 16            | 0- 3     | 0- 2      | OVERALL        | 0- 1       | 0- 1        | 12- 9         |      |      |       |           |
| 8- 4              | 0- 1     | 0- 1      | HOME           | 0- 0       | 0- 0        | 8- 2          |      |      |       |           |
| 4- 12             | 0- 2     | 0- 1      | AWAY           | 0- 1       | 0- 1        | 4- 7          |      |      |       |           |
| 0- 0              | 0- 0     | 0- 0      | NEUTRAL        | 0- 0       | 0- 0        | 0- 0          |      |      |       |           |
| 6- 7              | 0- 1     | 0- 0      | NON-CONFERENCE | 0- 1       | 0- 1        | 6- 4          |      |      |       |           |
| 5- 0              | 0- 0     | 0- 0      | HOME           | 0- 0       | 0- 0        | 5- 0          |      |      |       |           |
| 1- 7              | 0- 1     | 0- 0      | AWAY           | 0- 1       | 0- 1        | 1- 4          |      |      |       |           |
| 0- 0              | 0- 0     | 0- 0      | NEUTRAL        | 0- 0       | 0- 0        | 0- 0          |      |      |       |           |
| 6- 9              | 0- 2     | 0- 2      | CONFERENCE     | 0- 0       | 0- 0        | 6- 5          |      |      |       |           |
| 3- 4              | 0- 1     | 0- 1      | HOME           | 0- 0       | 0- 0        | 3- 2          |      |      |       |           |
| 3- 5              | 0- 1     | 0- 1      | AWAY           | 0- 0       | 0- 0        | 3- 3          |      |      |       |           |
| 0- 0              | 0- 0     | 0- 0      | NEUTRAL        | 0- 0       | 0- 0        | 0- 0          |      |      |       |           |

| RPI 1-25                  |   |              |        | RPI 26-50 |   |               |       | RPI 51-100 |   |          |       | RPI 101+ Team's RPI: 221 |   |                    |       |
|---------------------------|---|--------------|--------|-----------|---|---------------|-------|------------|---|----------|-------|--------------------------|---|--------------------|-------|
| RPI                       | S | Opponent     | Score  | RPI       | S | Opponent      | Score | RPI        | S | Opponent | Score | RPI                      | S | Opponent           | Score |
| 9                         | A | Iowa         | 56 107 | 45        | A | Stetson       | 44 67 | 56         | A | Iowa St. | 76 98 | 145                      | A | Furman             | 59 74 |
| 14                        | A | FGCU         | 61 79  | 45        | H | Stetson       | 66 92 |            |   |          |       | 156                      | A | Northern Ky.       | 45 64 |
| 14                        | H | FGCU         | 59 75  |           |   |               |       |            |   |          |       | 156                      | A | Northern Ky.       | 74 77 |
|                           |   |              |        |           |   |               |       |            |   |          |       | 156                      | H | Northern Ky.       | 60 83 |
|                           |   |              |        |           |   |               |       |            |   |          |       | 159                      | A | Kennesaw St.       | 55 67 |
|                           |   |              |        |           |   |               |       |            |   |          |       | 159                      | H | Kennesaw St.       | 63 72 |
|                           |   |              |        |           |   |               |       |            |   |          |       | 199                      | A | Alabama            | 65 74 |
|                           |   |              |        |           |   |               |       |            |   |          |       | 209                      | A | Jacksonville       | 60 58 |
|                           |   |              |        |           |   |               |       |            |   |          |       | 209                      | H | Jacksonville       | 66 64 |
|                           |   |              |        |           |   |               |       |            |   |          |       | 237                      | A | North Florida      | 59 50 |
|                           |   |              |        |           |   |               |       |            |   |          |       | 237                      | H | North Florida      | 61 49 |
|                           |   |              |        |           |   |               |       |            |   |          |       | 245                      | H | Morehead St.       | 75 69 |
|                           |   |              |        |           |   |               |       |            |   |          |       | 252                      | A | Lipscomb           | 76 67 |
|                           |   |              |        |           |   |               |       |            |   |          |       | 252                      | H | Lipscomb           | 71 68 |
|                           |   |              |        |           |   |               |       |            |   |          |       | 265                      | H | Norfolk St.        | 70 58 |
|                           |   |              |        |           |   |               |       |            |   |          |       | 281                      | A | Col. of Charleston | 60 61 |
|                           |   |              |        |           |   |               |       |            |   |          |       | 284                      | A | South Carolina St. | 50 60 |
|                           |   |              |        |           |   |               |       |            |   |          |       | 297                      | A | Western Caro.      | 59 63 |
|                           |   |              |        |           |   |               |       |            |   |          |       | 305                      | H | UNC Asheville      | 67 60 |
|                           |   |              |        |           |   |               |       |            |   |          |       | 309                      | A | UNC Greensboro     | 69 60 |
|                           |   |              |        |           |   |               |       |            |   |          |       | 315                      | H | IPFW               | 85 73 |
|                           |   |              |        |           |   |               |       |            |   |          |       | 328                      | H | UMES               | 60 38 |
| LAST 12 Division I GAMES: |   |              |        |           |   |               |       |            |   |          |       |                          |   |                    |       |
| 156                       | A | Northern Ky. | 45 64  | 237       | A | North Florida | 59 50 |            |   |          |       |                          |   |                    |       |
| 156                       | H | Northern Ky. | 60 83  | 159       | A | Kennesaw St.  | 55 67 |            |   |          |       |                          |   |                    |       |
| 252                       | A | Lipscomb     | 76 67  | 237       | H | North Florida | 61 49 |            |   |          |       |                          |   |                    |       |
| 14                        | H | FGCU         | 59 75  | 209       | H | Jacksonville  | 66 64 |            |   |          |       |                          |   |                    |       |
| 45                        | H | Stetson      | 66 92  | 45        | A | Stetson       | 44 67 |            |   |          |       |                          |   |                    |       |
| 209                       | A | Jacksonville | 60 58  | 14        | A | FGCU          | 61 79 |            |   |          |       |                          |   |                    |       |

Non-Div I Games: Converse 78 50 Brevard 72 44

USC Upstate

Loss, Non-Conf, S Site, H Home A Away N Neutral

|                   |          |           |                |            |             |               |      |      |       |           |
|-------------------|----------|-----------|----------------|------------|-------------|---------------|------|------|-------|-----------|
| Average RPI Win:  | 261      | WON-LOST  | WINNING        | LAST 10    | STRENGTH OF | OPP. STRENGTH | TEAM | ADJ. | CONF. | ADJ CONF. |
| Average RPI Loss: | 131      | RECORD    | PCT. RANK      | GAMES      | SCHEDULE    | OF SCHEDULE   | RPI  | RPI  | RPI   | RPI       |
| DIV. I ONLY       | 22- 10   | 67        | 9- 1           | 299        | 242         | 131           | 131  | 26   | 26    |           |
| DIV. I NON-CONF.  | 4- 9     | 243       | 0- 0           | 253        | 45          | 252           | 252  | 26   | 26    |           |
| TOTALS            | RPI 1-25 | RPI 26-50 | W-L RECORDS    | RPI 51-100 | RPI 101-150 | RPI 150+      |      |      |       |           |
| 22- 10            | 0- 3     | 0- 0      | OVERALL        | 0- 0       | 0- 1        | 22- 6         |      |      |       |           |
| 10- 2             | 0- 1     | 0- 0      | HOME           | 0- 0       | 0- 0        | 10- 1         |      |      |       |           |
| 10- 5             | 0- 1     | 0- 0      | AWAY           | 0- 0       | 0- 1        | 10- 3         |      |      |       |           |
| 2- 3              | 0- 1     | 0- 0      | NEUTRAL        | 0- 0       | 0- 0        | 2- 2          |      |      |       |           |
| 4- 9              | 0- 3     | 0- 0      | NON-CONFERENCE | 0- 0       | 0- 1        | 4- 5          |      |      |       |           |
| 2- 2              | 0- 1     | 0- 0      | HOME           | 0- 0       | 0- 0        | 2- 1          |      |      |       |           |
| 2- 5              | 0- 1     | 0- 0      | AWAY           | 0- 0       | 0- 1        | 2- 3          |      |      |       |           |
| 0- 2              | 0- 1     | 0- 0      | NEUTRAL        | 0- 0       | 0- 0        | 0- 1          |      |      |       |           |
| 18- 1             | 0- 0     | 0- 0      | CONFERENCE     | 0- 0       | 0- 0        | 18- 1         |      |      |       |           |
| 8- 0              | 0- 0     | 0- 0      | HOME           | 0- 0       | 0- 0        | 8- 0          |      |      |       |           |
| 8- 0              | 0- 0     | 0- 0      | AWAY           | 0- 0       | 0- 0        | 8- 0          |      |      |       |           |
| 2- 1              | 0- 0     | 0- 0      | NEUTRAL        | 0- 0       | 0- 0        | 2- 1          |      |      |       |           |

| RPI                       | S | Opponent    | Score | RPI | S | Opponent      | Score | RPI | S | Opponent          | Score | RPI | S | Opponent          | Score | Team's RPI: 131 |
|---------------------------|---|-------------|-------|-----|---|---------------|-------|-----|---|-------------------|-------|-----|---|-------------------|-------|-----------------|
| 7                         | A | Louisville  | 43 77 |     |   |               |       | 102 | A | Missouri          | 65 74 |     |   |                   |       |                 |
| 13                        | N | Dayton      | 47 78 |     |   |               |       | 157 | A | Tennessee St.     | 64 58 |     |   |                   |       |                 |
| 20                        | H | Chattanooga | 54 65 |     |   |               |       | 157 | N | Tennessee St.     | 60 64 |     |   |                   |       |                 |
|                           |   |             |       |     |   |               |       | 163 | H | Southern Ill.     | 78 87 |     |   |                   |       |                 |
|                           |   |             |       |     |   |               |       | 172 | A | Belmont           | 85 68 |     |   |                   |       |                 |
|                           |   |             |       |     |   |               |       | 172 | N | Belmont           | 71 65 |     |   |                   |       |                 |
|                           |   |             |       |     |   |               |       | 176 | A | SIUE              | 79 72 |     |   |                   |       |                 |
|                           |   |             |       |     |   |               |       | 176 | H | SIUE              | 69 68 |     |   |                   |       |                 |
|                           |   |             |       |     |   |               |       | 199 | A | Alabama           | 55 68 |     |   |                   |       |                 |
|                           |   |             |       |     |   |               |       | 202 | A | Samford           | 75 79 |     |   |                   |       |                 |
|                           |   |             |       |     |   |               |       | 206 | H | Jacksonville St.  | 67 47 |     |   |                   |       |                 |
|                           |   |             |       |     |   |               |       | 214 | A | Arizona           | 56 61 |     |   |                   |       |                 |
|                           |   |             |       |     |   |               |       | 229 | N | Pepperdine        | 58 59 |     |   |                   |       |                 |
|                           |   |             |       |     |   |               |       | 245 | H | Morehead St.      | 99 70 |     |   |                   |       |                 |
|                           |   |             |       |     |   |               |       | 251 | H | Evansville        | 84 74 |     |   |                   |       |                 |
|                           |   |             |       |     |   |               |       | 257 | H | Cincinnati        | 62 61 |     |   |                   |       |                 |
|                           |   |             |       |     |   |               |       | 260 | A | Austin Peay       | 71 61 |     |   |                   |       |                 |
|                           |   |             |       |     |   |               |       | 260 | H | Austin Peay       | 91 63 |     |   |                   |       |                 |
|                           |   |             |       |     |   |               |       | 274 | A | Miami (OH)        | 90 57 |     |   |                   |       |                 |
|                           |   |             |       |     |   |               |       | 289 | H | Eastern Ky.       | 76 63 |     |   |                   |       |                 |
|                           |   |             |       |     |   |               |       | 299 | A | Eastern Ill.      | 63 60 |     |   |                   |       |                 |
|                           |   |             |       |     |   |               |       | 299 | H | Eastern Ill.      | 81 51 |     |   |                   |       |                 |
|                           |   |             |       |     |   |               |       | 299 | N | Eastern Ill.      | 68 35 |     |   |                   |       |                 |
|                           |   |             |       |     |   |               |       | 316 | A | Southeast Mo. St. | 78 60 |     |   |                   |       |                 |
|                           |   |             |       |     |   |               |       | 316 | H | Southeast Mo. St. | 96 55 |     |   |                   |       |                 |
|                           |   |             |       |     |   |               |       | 323 | A | Illinois St.      | 79 46 |     |   |                   |       |                 |
| LAST 12 Division I GAMES: |   |             |       |     |   |               |       |     |   |                   |       |     |   |                   |       |                 |
|                           |   |             |       | 157 | N | Tennessee St. | 60 64 |     |   |                   |       | 260 | H | Austin Peay       | 91 63 |                 |
|                           |   |             |       | 172 | N | Belmont       | 71 65 |     |   |                   |       | 316 | A | Southeast Mo. St. | 78 60 |                 |
|                           |   |             |       | 299 | N | Eastern Ill.  | 68 35 |     |   |                   |       | 176 | H | SIUE              | 69 68 |                 |
|                           |   |             |       | 331 | H | Murray St.    | 87 74 |     |   |                   |       | 260 | A | Austin Peay       | 71 61 |                 |
|                           |   |             |       | 299 | A | Eastern Ill.  | 63 60 |     |   |                   |       | 331 | A | Murray St.        | 95 85 |                 |
|                           |   |             |       | 176 | A | SIUE          | 79 72 |     |   |                   |       | 157 | A | Tennessee St.     | 64 58 |                 |

Non-Div I Games:

UT Martin

■ Loss, 
■ Non-Conf, 
■ S Site, 
■ H Home 
■ A Away 
N Neutral



U  
T  
M  
a  
r  
t  
i  
n

RPI S Opponent UT Martin Score

Through Games Of March 10, 2015

| RPI | S | Opponent       | Score |    |
|-----|---|----------------|-------|----|
| 331 | A | Murray St.     | 95    | 85 |
| 331 | H | Murray St.     | 87    | 74 |
| 335 | A | Tennessee Tech | 79    | 59 |

U  
T  
M  
a  
r  
t  
i  
n

UT Martin

UTEP

U  
T  
E  
P

U  
T  
E  
P

UTEP

Page 346

|                              |               |            |                |             |               |            |            |           |           |
|------------------------------|---------------|------------|----------------|-------------|---------------|------------|------------|-----------|-----------|
| Average RPI Win: <b>220</b>  | WON-LOST      | WINNING    | LAST 10        | STRENGTH OF | OPP. STRENGTH | TEAM       | ADJ.       | CONF.     | ADJ CONF. |
| Average RPI Loss: <b>139</b> | RECORD        | PCT. RANK  | GAMES          | SCHEDULE    | OF SCHEDULE   | RPI        | RPI        | RPI       | RPI       |
| DIV. I ONLY                  | <b>16- 14</b> | <b>158</b> | <b>7- 3</b>    | <b>183</b>  | <b>210</b>    | <b>173</b> | <b>173</b> | <b>17</b> | <b>17</b> |
| DIV. I NON-CONF.             | <b>5- 7</b>   | <b>204</b> | <b>0- 0</b>    | <b>138</b>  | <b>270</b>    | <b>202</b> | <b>202</b> | <b>18</b> | <b>18</b> |
| TOTALS                       | RPI 1-25      | RPI 26-50  | W-L RECORDS    | RPI 51-100  | RPI 101-150   | RPI 150+   |            |           |           |
| 16- 14                       | 0- 1          | 1- 0       | OVERALL        | 0- 5        | 3- 3          | 12- 5      |            |           |           |
| 10- 5                        | 0- 0          | 1- 0       | HOME           | 0- 3        | 1- 1          | 8- 1       |            |           |           |
| 6- 7                         | 0- 1          | 0- 0       | AWAY           | 0- 2        | 2- 2          | 4- 2       |            |           |           |
| 0- 2                         | 0- 0          | 0- 0       | NEUTRAL        | 0- 0        | 0- 0          | 0- 2       |            |           |           |
| 5- 7                         | 0- 1          | 0- 0       | NON-CONFERENCE | 0- 2        | 1- 2          | 4- 2       |            |           |           |
| 3- 3                         | 0- 0          | 0- 0       | HOME           | 0- 2        | 0- 1          | 3- 0       |            |           |           |
| 2- 2                         | 0- 1          | 0- 0       | AWAY           | 0- 0        | 1- 1          | 1- 0       |            |           |           |
| 0- 2                         | 0- 0          | 0- 0       | NEUTRAL        | 0- 0        | 0- 0          | 0- 2       |            |           |           |
| 11- 7                        | 0- 0          | 1- 0       | CONFERENCE     | 0- 3        | 2- 1          | 8- 3       |            |           |           |
| 7- 2                         | 0- 0          | 1- 0       | HOME           | 0- 1        | 1- 0          | 5- 1       |            |           |           |
| 4- 5                         | 0- 0          | 0- 0       | AWAY           | 0- 2        | 1- 1          | 3- 2       |            |           |           |
| 0- 0                         | 0- 0          | 0- 0       | NEUTRAL        | 0- 0        | 0- 0          | 0- 0       |            |           |           |

| RPI                       | S | Opponent       | Score        | RPI | S | Opponent      | Score        | RPI | S | Opponent       | Score        | RPI | S | Opponent          | Score        | Team's RPI: 173 |
|---------------------------|---|----------------|--------------|-----|---|---------------|--------------|-----|---|----------------|--------------|-----|---|-------------------|--------------|-----------------|
| 21                        | A | Texas          | 48 <b>68</b> | 30  | H | Western Ky.   | 64 63        | 66  | A | Middle Tenn.   | 53 <b>73</b> | 121 | A | Louisiana Tech    | 74 <b>79</b> |                 |
|                           |   |                |              |     |   |               |              | 72  | H | South Dakota   | 69 <b>76</b> | 121 | H | Louisiana Tech    | 60 53        |                 |
|                           |   |                |              |     |   |               |              | 79  | H | Drake          | 61 <b>69</b> | 128 | A | Old Dominion      | 52 51        |                 |
|                           |   |                |              |     |   |               |              | 93  | A | Southern Miss. | 60 <b>69</b> | 137 | A | Texas Tech        | 48 <b>64</b> |                 |
|                           |   |                |              |     |   |               |              | 93  | H | Southern Miss. | 59 <b>61</b> | 148 | H | Texas St.         | 53 <b>57</b> |                 |
|                           |   |                |              |     |   |               |              |     |   |                |              | 149 | A | Texas-Arlington   | 63 55        |                 |
|                           |   |                |              |     |   |               |              |     |   |                |              | 174 | A | Charlotte         | 54 <b>74</b> |                 |
|                           |   |                |              |     |   |               |              |     |   |                |              | 175 | H | Marshall          | 60 48        |                 |
|                           |   |                |              |     |   |               |              |     |   |                |              | 176 | H | SIUE              | 75 60        |                 |
|                           |   |                |              |     |   |               |              |     |   |                |              | 182 | A | UAB               | 57 <b>73</b> |                 |
|                           |   |                |              |     |   |               |              |     |   |                |              | 186 | A | Lamar             | 72 40        |                 |
|                           |   |                |              |     |   |               |              |     |   |                |              | 210 | N | Nicholls St.      | 49 <b>57</b> |                 |
|                           |   |                |              |     |   |               |              |     |   |                |              | 217 | H | Fla. Atlantic     | 68 45        |                 |
|                           |   |                |              |     |   |               |              |     |   |                |              | 244 | A | UTEP              | 55 53        |                 |
|                           |   |                |              |     |   |               |              |     |   |                |              | 244 | H | UTEP              | 72 59        |                 |
|                           |   |                |              |     |   |               |              |     |   |                |              | 256 | H | Abilene Christian | 70 57        |                 |
|                           |   |                |              |     |   |               |              |     |   |                |              | 266 | A | Rice              | 60 49        |                 |
|                           |   |                |              |     |   |               |              |     |   |                |              | 266 | H | Rice              | 58 <b>62</b> |                 |
|                           |   |                |              |     |   |               |              |     |   |                |              | 288 | N | Houston           | 53 <b>56</b> |                 |
|                           |   |                |              |     |   |               |              |     |   |                |              | 330 | A | North Texas       | 57 54        |                 |
|                           |   |                |              |     |   |               |              |     |   |                |              | 330 | H | North Texas       | 53 45        |                 |
|                           |   |                |              |     |   |               |              |     |   |                |              | 333 | H | FIU               | 74 56        |                 |
|                           |   |                |              |     |   |               |              |     |   |                |              | 341 | H | Incarinate Word   | 57 31        |                 |
| LAST 12 Division I GAMES: |   |                |              |     |   |               |              |     |   |                |              |     |   |                   |              |                 |
| 330                       | A | North Texas    | 57 54        | 128 | A | Old Dominion  | 52 51        |     |   |                |              |     |   |                   |              |                 |
| 266                       | A | Rice           | 60 49        | 217 | H | Fla. Atlantic | 68 45        |     |   |                |              |     |   |                   |              |                 |
| 121                       | H | Louisiana Tech | 60 53        | 333 | H | FIU           | 74 56        |     |   |                |              |     |   |                   |              |                 |
| 93                        | H | Southern Miss. | 59 <b>61</b> | 182 | A | UAB           | 57 <b>73</b> |     |   |                |              |     |   |                   |              |                 |
| 244                       | H | UTEP           | 72 59        | 66  | A | Middle Tenn.  | 53 <b>73</b> |     |   |                |              |     |   |                   |              |                 |
| 174                       | A | Charlotte      | 54 <b>74</b> | 30  | H | Western Ky.   | 64 63        |     |   |                |              |     |   |                   |              |                 |

Non-Div I Games:

UTSA

■ Loss, 
 ■ Non-Conf, 
 ■ S Site, 
 ■ Home 
 ■ A Away 
 N Neutral

|                             |          |           |                |             |               |          |      |       |           |
|-----------------------------|----------|-----------|----------------|-------------|---------------|----------|------|-------|-----------|
| Average RPI Win: <b>188</b> | WON-LOST | WINNING   | LAST 10        | STRENGTH OF | OPP. STRENGTH | TEAM     | ADJ. | CONF. | ADJ CONF. |
| Average RPI Loss: <b>79</b> | RECORD   | PCT. RANK | GAMES          | SCHEDULE    | OF SCHEDULE   | RPI      | RPI  | RPI   | RPI       |
| DIV. I ONLY                 | 9- 21    | 278       | 2- 8           | 87          | 36            | 238      | 238  | 5     | 5         |
| DIV. I NON-CONF.            | 6- 5     | 145       | 0- 0           | 230         | 92            | 206      | 206  | 5     | 5         |
| TOTALS                      | RPI 1-25 | RPI 26-50 | W-L RECORDS    | RPI 51-100  | RPI 101-150   | RPI 150+ |      |       |           |
| 9- 21                       | 0- 5     | 1- 3      | OVERALL        | 0- 10       | 1- 1          | 7- 2     |      |       |           |
| 9- 7                        | 0- 2     | 1- 0      | HOME           | 0- 5        | 1- 0          | 7- 0     |      |       |           |
| 0- 11                       | 0- 3     | 0- 2      | AWAY           | 0- 5        | 0- 0          | 0- 1     |      |       |           |
| 0- 3                        | 0- 0     | 0- 1      | NEUTRAL        | 0- 0        | 0- 1          | 0- 1     |      |       |           |
| 6- 5                        | 0- 0     | 0- 1      | NON-CONFERENCE | 0- 2        | 1- 1          | 5- 1     |      |       |           |
| 6- 1                        | 0- 0     | 0- 0      | HOME           | 0- 1        | 1- 0          | 5- 0     |      |       |           |
| 0- 2                        | 0- 0     | 0- 1      | AWAY           | 0- 1        | 0- 0          | 0- 0     |      |       |           |
| 0- 2                        | 0- 0     | 0- 0      | NEUTRAL        | 0- 0        | 0- 1          | 0- 1     |      |       |           |
| 3- 16                       | 0- 5     | 1- 2      | CONFERENCE     | 0- 8        | 0- 0          | 2- 1     |      |       |           |
| 3- 6                        | 0- 2     | 1- 0      | HOME           | 0- 4        | 0- 0          | 2- 0     |      |       |           |
| 0- 9                        | 0- 3     | 0- 1      | AWAY           | 0- 4        | 0- 0          | 0- 1     |      |       |           |
| 0- 1                        | 0- 0     | 0- 1      | NEUTRAL        | 0- 0        | 0- 0          | 0- 0     |      |       |           |

| RPI S Opponent Score                    | RPI S Opponent Score                         | RPI S Opponent Score                         | RPI S Opponent Score               |
|---|--|--|------------------------------------|
| 16 <b>A</b> Arizona St. 42 <b>46</b>    | 32 <b>A</b> Washington 51 <b>63</b>          | 51 <b>H</b> BYU 56 <b>60</b>                 | 101 <b>N</b> Ole Miss 38 <b>52</b> |
| 16 <b>H</b> Arizona St. 48 <b>58</b>    | 32 <b>H</b> Washington 69 61                 | 70 <b>A</b> Washington St. 54 <b>63</b>      | 121 <b>H</b> Louisiana Tech 67 52  |
| 18 <b>H</b> Oregon St. 42 <b>52</b>     | 32 <b>N</b> Washington 64 <b>75</b>          | 70 <b>H</b> Washington St. 52 <b>61</b>      | 174 <b>H</b> Charlotte 54 52       |
| 19 <b>A</b> Stanford 44 <b>55</b>       | 36 <b>A</b> Nebraska 43 <b>66</b>            | 88 <b>A</b> Creighton 56 <b>64</b>           | 180 <b>H</b> Oregon 66 64          |
| 23 <b>A</b> California 49 <b>67</b>     |  | 92 <b>A</b> UCLA 45 <b>58</b>                | 214 <b>A</b> Arizona 41 <b>64</b>  |
|   |  | 92 <b>H</b> UCLA 46 <b>49</b>                | 214 <b>H</b> Arizona 62 48         |
|   |  | 95 <b>A</b> Southern California 54 <b>73</b> | 225 <b>H</b> San Jose St. 100 87   |
|   |  | 95 <b>H</b> Southern California 43 <b>46</b> | 232 <b>H</b> UNLV 62 49            |
|   |  | 99 <b>A</b> Colorado 72 <b>77</b>            | 240 <b>H</b> Idaho St. 59 40       |
|   |  | 99 <b>H</b> Colorado 54 <b>73</b>            | 273 <b>H</b> Utah St. 63 57        |
|   |  |  | 292 <b>N</b> Portland 50 <b>58</b> |
| LAST 12 Division I GAMES:               |  |  |                                    |
| 32 <b>N</b> Washington 64 <b>75</b>     | 32 <b>H</b> Washington 69 61                 |  |                                    |
| 214 <b>A</b> Arizona 41 <b>64</b>       | 92 <b>A</b> UCLA 45 <b>58</b>                |  |                                    |
| 16 <b>A</b> Arizona St. 42 <b>46</b>    | 95 <b>A</b> Southern California 54 <b>73</b> |  |                                    |
| 18 <b>H</b> Oregon St. 42 <b>52</b>     | 16 <b>H</b> Arizona St. 48 <b>58</b>         |  |                                    |
| 180 <b>H</b> Oregon 66 64               | 214 <b>H</b> Arizona 62 48                   |  |                                    |
| 70 <b>H</b> Washington St. 52 <b>61</b> | 32 <b>A</b> Washington 51 <b>63</b>          |  |                                    |

Non-Div I Games:

Utah

|                   |          |           |                |            |             |               |      |      |       |           |
|-------------------|----------|-----------|----------------|------------|-------------|---------------|------|------|-------|-----------|
| Average RPI Win:  | 271      | WON-LOST  | WINNING        | LAST 10    | STRENGTH OF | OPP. STRENGTH | TEAM | ADJ. | CONF. | ADJ CONF. |
| Average RPI Loss: | 135      | RECORD    | PCT. RANK      | GAMES      | SCHEDULE    | OF SCHEDULE   | RPI  | RPI  | RPI   | RPI       |
| DIV. I ONLY       | 7- 23    | 301       | 2- 8           | 122        | 189         | 273           | 273  | 22   | 22    |           |
| DIV. I NON-CONF.  | 2- 9     | 297       | 0- 0           | 21         | 96          | 211           | 211  | 19   | 19    |           |
| TOTALS            | RPI 1-25 | RPI 26-50 | W-L RECORDS    | RPI 51-100 | RPI 101-150 | RPI 150+      |      |      |       |           |
| 7- 23             | 0- 2     | 0- 3      | OVERALL        | 0- 5       | 1- 4        | 6- 9          |      |      |       |           |
| 6- 6              | 0- 0     | 0- 1      | HOME           | 0- 2       | 1- 1        | 5- 2          |      |      |       |           |
| 1- 14             | 0- 2     | 0- 1      | AWAY           | 0- 3       | 0- 2        | 1- 6          |      |      |       |           |
| 0- 3              | 0- 0     | 0- 1      | NEUTRAL        | 0- 0       | 0- 1        | 0- 1          |      |      |       |           |
| 2- 9              | 0- 2     | 0- 1      | NON-CONFERENCE | 0- 2       | 1- 2        | 1- 2          |      |      |       |           |
| 2- 1              | 0- 0     | 0- 0      | HOME           | 0- 1       | 1- 0        | 1- 0          |      |      |       |           |
| 0- 6              | 0- 2     | 0- 0      | AWAY           | 0- 1       | 0- 1        | 0- 2          |      |      |       |           |
| 0- 2              | 0- 0     | 0- 1      | NEUTRAL        | 0- 0       | 0- 1        | 0- 0          |      |      |       |           |
| 5- 14             | 0- 0     | 0- 2      | CONFERENCE     | 0- 3       | 0- 2        | 5- 7          |      |      |       |           |
| 4- 5              | 0- 0     | 0- 1      | HOME           | 0- 1       | 0- 1        | 4- 2          |      |      |       |           |
| 1- 8              | 0- 0     | 0- 1      | AWAY           | 0- 2       | 0- 1        | 1- 4          |      |      |       |           |
| 0- 1              | 0- 0     | 0- 0      | NEUTRAL        | 0- 0       | 0- 0        | 0- 1          |      |      |       |           |

| RPI 1-25                  |   |              |       | RPI 26-50 |   |               |       | RPI 51-100 |   |               |       | RPI 101+ Team's RPI: 273 |   |                |        |
|---------------------------|---|--------------|-------|-----------|---|---------------|-------|------------|---|---------------|-------|--------------------------|---|----------------|--------|
| RPI                       | S | Opponent     | Score | RPI       | S | Opponent      | Score | RPI        | S | Opponent      | Score | RPI                      | S | Opponent       | Score  |
| 4                         | A | Baylor       | 43 99 | 45        | N | Stetson       | 64 84 | 51         | H | BYU           | 58 62 | 115                      | N | Marist         | 65 68  |
| 18                        | A | Oregon St.   | 62 85 | 50        | A | Fresno St.    | 55 64 | 61         | A | Pacific       | 62 70 | 126                      | A | Boise St.      | 55 94  |
|                           |   |              |       | 50        | H | Fresno St.    | 64 70 | 80         | A | Colorado St.  | 58 76 | 126                      | H | Boise St.      | 53 63  |
|                           |   |              |       |           |   |               |       | 100        | A | New Mexico    | 59 60 | 133                      | A | Sacramento St. | 92 102 |
|                           |   |              |       |           |   |               |       | 100        | H | New Mexico    | 51 56 | 138                      | H | Northern Colo. | 65 61  |
|                           |   |              |       |           |   |               |       |            |   |               |       | 180                      | A | Oregon         | 77 100 |
|                           |   |              |       |           |   |               |       |            |   |               |       | 212                      | A | Wyoming        | 51 86  |
|                           |   |              |       |           |   |               |       |            |   |               |       | 212                      | H | Wyoming        | 57 61  |
|                           |   |              |       |           |   |               |       |            |   |               |       | 225                      | A | San Jose St.   | 58 62  |
|                           |   |              |       |           |   |               |       |            |   |               |       | 225                      | H | San Jose St.   | 85 80  |
|                           |   |              |       |           |   |               |       |            |   |               |       | 225                      | N | San Jose St.   | 85 99  |
|                           |   |              |       |           |   |               |       |            |   |               |       | 226                      | H | San Diego St.  | 59 70  |
|                           |   |              |       |           |   |               |       |            |   |               |       | 232                      | A | UNLV           | 61 69  |
|                           |   |              |       |           |   |               |       |            |   |               |       | 232                      | H | UNLV           | 85 72  |
|                           |   |              |       |           |   |               |       |            |   |               |       | 238                      | A | Utah           | 57 63  |
|                           |   |              |       |           |   |               |       |            |   |               |       | 285                      | A | Nevada         | 44 49  |
|                           |   |              |       |           |   |               |       |            |   |               |       | 285                      | H | Nevada         | 68 57  |
|                           |   |              |       |           |   |               |       |            |   |               |       | 326                      | H | Utah Valley    | 79 61  |
|                           |   |              |       |           |   |               |       |            |   |               |       | 344                      | A | Air Force      | 69 53  |
|                           |   |              |       |           |   |               |       |            |   |               |       | 344                      | H | Air Force      | 84 50  |
| LAST 12 Division I GAMES: |   |              |       |           |   |               |       |            |   |               |       |                          |   |                |        |
| 225                       | N | San Jose St. | 85 99 | 225       | H | San Jose St.  | 85 80 | 285        | A | Nevada        | 44 49 | 100                      | H | New Mexico     | 51 56  |
| 80                        | A | Colorado St. | 58 76 | 285       | A | Nevada        | 44 49 | 100        | H | New Mexico    | 51 56 | 126                      | A | Boise St.      | 55 94  |
| 212                       | H | Wyoming      | 57 61 | 100       | H | New Mexico    | 51 56 | 126        | A | Boise St.     | 55 94 | 226                      | H | San Diego St.  | 59 70  |
| 344                       | H | Air Force    | 84 50 | 126       | A | Boise St.     | 55 94 | 226        | H | San Diego St. | 59 70 | 212                      | A | Wyoming        | 51 86  |
| 232                       | A | UNLV         | 61 69 | 226       | H | San Diego St. | 59 70 | 212        | A | Wyoming       | 51 86 |                          |   |                |        |
| 50                        | A | Fresno St.   | 55 64 | 212       | A | Wyoming       | 51 86 |            |   |               |       |                          |   |                |        |

Non-Div I Games: Westminster (UT) 60 51

Utah St.

■ Loss, 
 ■ Non-Conf, 
 ■ S Site, 
 ■ Home 
 ■ A Away 
 N Neutral

## Utah Valley

Through Games Of March 10, 2015

|                   |          |           |                |            |             |               |      |      |       |           |
|-------------------|----------|-----------|----------------|------------|-------------|---------------|------|------|-------|-----------|
| Average RPI Win:  | 267      | WON-LOST  | WINNING        | LAST 10    | STRENGTH OF | OPP. STRENGTH | TEAM | ADJ. | CONF. | ADJ CONF. |
| Average RPI Loss: | 209      | RECORD    | PCT. RANK      | GAMES      | SCHEDULE    | OF SCHEDULE   | RPI  | RPI  | RPI   | RPI       |
| DIV. I ONLY       | 9- 18    | 261       | 4- 6           | 320        | 318         | 326           | 326  | 30   | 30    |           |
| DIV. I NON-CONF.  | 4- 9     | 243       | 0- 0           | 303        | 275         | 319           | 319  | 30   | 30    |           |
| TOTALS            | RPI 1-25 | RPI 26-50 | W-L RECORDS    | RPI 51-100 | RPI 101-150 | RPI 150+      |      |      |       |           |
| 9- 18             | 0- 0     | 0- 0      | OVERALL        | 0- 1       | 2- 5        | 7- 12         |      |      |       |           |
| 9- 4              | 0- 0     | 0- 0      | HOME           | 0- 0       | 2- 2        | 7- 2          |      |      |       |           |
| 0- 13             | 0- 0     | 0- 0      | AWAY           | 0- 1       | 0- 3        | 0- 9          |      |      |       |           |
| 0- 1              | 0- 0     | 0- 0      | NEUTRAL        | 0- 0       | 0- 0        | 0- 1          |      |      |       |           |
| 4- 9              | 0- 0     | 0- 0      | NON-CONFERENCE | 0- 1       | 1- 2        | 3- 6          |      |      |       |           |
| 4- 2              | 0- 0     | 0- 0      | HOME           | 0- 0       | 1- 1        | 3- 1          |      |      |       |           |
| 0- 6              | 0- 0     | 0- 0      | AWAY           | 0- 1       | 0- 1        | 0- 4          |      |      |       |           |
| 0- 1              | 0- 0     | 0- 0      | NEUTRAL        | 0- 0       | 0- 0        | 0- 1          |      |      |       |           |
| 5- 9              | 0- 0     | 0- 0      | CONFERENCE     | 0- 0       | 1- 3        | 4- 6          |      |      |       |           |
| 5- 2              | 0- 0     | 0- 0      | HOME           | 0- 0       | 1- 1        | 4- 1          |      |      |       |           |
| 0- 7              | 0- 0     | 0- 0      | AWAY           | 0- 0       | 0- 2        | 0- 5          |      |      |       |           |
| 0- 0              | 0- 0     | 0- 0      | NEUTRAL        | 0- 0       | 0- 0        | 0- 0          |      |      |       |           |

| RPI 1-25                  |   |          | RPI 26-50 |                         |   | RPI 51-100   |       |                         | RPI 101+ |          |       | Team's RPI: 326 |
|---------------------------|---|----------|-----------|-------------------------|---|--------------|-------|-------------------------|----------|----------|-------|-----------------|
| RPI                       | S | Opponent | Score     | RPI                     | S | Opponent     | Score | RPI                     | S        | Opponent | Score |                 |
|                           |   |          |           |                         |   | 98 A Montana | 44 68 | 117 A Bakersfield       |          |          | 54 78 |                 |
|                           |   |          |           |                         |   |              |       | 117 H Bakersfield       |          |          | 70 58 |                 |
|                           |   |          |           |                         |   |              |       | 126 H Boise St.         |          |          | 68 60 |                 |
|                           |   |          |           |                         |   |              |       | 132 A San Francisco     |          |          | 50 69 |                 |
|                           |   |          |           |                         |   |              |       | 134 H Eastern Wash.     |          |          | 62 68 |                 |
|                           |   |          |           |                         |   |              |       | 135 A New Mexico St.    |          |          | 62 67 |                 |
|                           |   |          |           |                         |   |              |       | 135 H New Mexico St.    |          |          | 58 68 |                 |
|                           |   |          |           |                         |   |              |       | 151 N Saint Louis       |          |          | 66 68 |                 |
|                           |   |          |           |                         |   |              |       | 167 A UC Davis          |          |          | 49 59 |                 |
|                           |   |          |           |                         |   |              |       | 205 A Tex.-Pan American |          |          | 55 57 |                 |
|                           |   |          |           |                         |   |              |       | 205 H Tex.-Pan American |          |          | 52 59 |                 |
|                           |   |          |           |                         |   |              |       | 240 A Idaho St.         |          |          | 67 68 |                 |
|                           |   |          |           |                         |   |              |       | 254 A Southern Utah     |          |          | 61 66 |                 |
|                           |   |          |           |                         |   |              |       | 254 H Southern Utah     |          |          | 72 76 |                 |
|                           |   |          |           |                         |   |              |       | 258 H Weber St.         |          |          | 61 40 |                 |
|                           |   |          |           |                         |   |              |       | 273 A Utah St.          |          |          | 61 79 |                 |
|                           |   |          |           |                         |   |              |       | 275 A Grand Canyon      |          |          | 50 60 |                 |
|                           |   |          |           |                         |   |              |       | 275 H Grand Canyon      |          |          | 52 50 |                 |
|                           |   |          |           |                         |   |              |       | 294 H Omaha             |          |          | 59 57 |                 |
|                           |   |          |           |                         |   |              |       | 306 A Seattle           |          |          | 58 73 |                 |
|                           |   |          |           |                         |   |              |       | 306 H Seattle           |          |          | 73 42 |                 |
|                           |   |          |           |                         |   |              |       | 342 A UMKC              |          |          | 58 61 |                 |
|                           |   |          |           |                         |   |              |       | 342 H UMKC              |          |          | 61 51 |                 |
|                           |   |          |           |                         |   |              |       | 344 H Air Force         |          |          | 58 44 |                 |
|                           |   |          |           |                         |   |              |       | 345 A Chicago St.       |          |          | 55 60 |                 |
|                           |   |          |           |                         |   |              |       | 345 H Chicago St.       |          |          | 68 53 |                 |
| LAST 12 Division I GAMES: |   |          |           |                         |   |              |       |                         |          |          |       |                 |
| 117 A Bakersfield         |   |          | 54 78     | 306 H Seattle           |   |              | 73 42 | 342 A UMKC              |          |          | 58 61 |                 |
| 345 H Chicago St.         |   |          | 68 53     | 117 H Bakersfield       |   |              | 70 58 | 342 H UMKC              |          |          | 61 51 |                 |
| 342 H UMKC                |   |          | 61 51     | 342 A UMKC              |   |              | 58 61 | 344 H Air Force         |          |          | 58 44 |                 |
| 205 A Tex.-Pan American   |   |          | 55 57     | 345 A Chicago St.       |   |              | 55 60 | 345 A Chicago St.       |          |          | 55 60 |                 |
| 135 A New Mexico St.      |   |          | 62 67     | 135 H New Mexico St.    |   |              | 58 68 | 345 H Chicago St.       |          |          | 68 53 |                 |
| 275 A Grand Canyon        |   |          | 50 60     | 205 H Tex.-Pan American |   |              | 52 59 |                         |          |          |       |                 |

Non-Div I Games: Bristol 109 74 Montana Tech 75 65

Utah Valley

Loss, Non-Conf, S Site, H Home A Away N Neutral

|                   |          |           |                |            |             |               |      |      |       |           |
|-------------------|----------|-----------|----------------|------------|-------------|---------------|------|------|-------|-----------|
| Average RPI Win:  | 231      | WON-LOST  | WINNING        | LAST 10    | STRENGTH OF | OPP. STRENGTH | TEAM | ADJ. | CONF. | ADJ CONF. |
| Average RPI Loss: | 98       | RECORD    | PCT. RANK      | GAMES      | SCHEDULE    | OF SCHEDULE   | RPI  | RPI  | RPI   | RPI       |
| DIV. I ONLY       | 16- 14   | 158       | 3- 7           | 157        | 150         | 141           | 141  | 6    | 6     |           |
| DIV. I NON-CONF.  | 9- 4     | 84        | 0- 0           | 167        | 336         | 82            | 82   | 6    | 6     |           |
| TOTALS            | RPI 1-25 | RPI 26-50 | W-L RECORDS    | RPI 51-100 | RPI 101-150 | RPI 150+      |      |      |       |           |
| 16- 14            | 0- 2     | 0- 2      | OVERALL        | 0- 5       | 1- 1        | 15- 4         |      |      |       |           |
| 10- 4             | 0- 2     | 0- 0      | HOME           | 0- 1       | 1- 0        | 9- 1          |      |      |       |           |
| 6- 9              | 0- 0     | 0- 2      | AWAY           | 0- 4       | 0- 1        | 6- 2          |      |      |       |           |
| 0- 1              | 0- 0     | 0- 0      | NEUTRAL        | 0- 0       | 0- 0        | 0- 1          |      |      |       |           |
| 9- 4              | 0- 0     | 0- 1      | NON-CONFERENCE | 0- 1       | 0- 1        | 9- 1          |      |      |       |           |
| 6- 0              | 0- 0     | 0- 0      | HOME           | 0- 0       | 0- 0        | 6- 0          |      |      |       |           |
| 3- 4              | 0- 0     | 0- 1      | AWAY           | 0- 1       | 0- 1        | 3- 1          |      |      |       |           |
| 0- 0              | 0- 0     | 0- 0      | NEUTRAL        | 0- 0       | 0- 0        | 0- 0          |      |      |       |           |
| 7- 10             | 0- 2     | 0- 1      | CONFERENCE     | 0- 4       | 1- 0        | 6- 3          |      |      |       |           |
| 4- 4              | 0- 2     | 0- 0      | HOME           | 0- 1       | 1- 0        | 3- 1          |      |      |       |           |
| 3- 5              | 0- 0     | 0- 1      | AWAY           | 0- 3       | 0- 0        | 3- 1          |      |      |       |           |
| 0- 1              | 0- 0     | 0- 0      | NEUTRAL        | 0- 0       | 0- 0        | 0- 1          |      |      |       |           |

| RPI 1-25                  |   |                   |              | RPI 26-50 |   |               |              | RPI 51-100 |   |                 |              | RPI 101+ Team's RPI: 141 |   |                   |              |
|---------------------------|---|-------------------|--------------|-----------|---|---------------|--------------|------------|---|-----------------|--------------|--------------------------|---|-------------------|--------------|
| RPI                       | S | Opponent          | Score        | RPI       | S | Opponent      | Score        | RPI        | S | Opponent        | Score        | RPI                      | S | Opponent          | Score        |
| 11                        | H | George Washington | 57 <b>65</b> | 27        | A | Ohio St.      | 86 <b>96</b> | 64         | A | Liberty         | 53 <b>69</b> | 128                      | A | Old Dominion      | 44 <b>66</b> |
| 13                        | H | Dayton            | 56 <b>75</b> | 48        | A | Duquesne      | 47 <b>83</b> | 73         | A | Fordham         | 51 <b>60</b> | 129                      | H | Rhode Island      | 64 48        |
|                           |   |                   |              |           |   |               |              | 86         | A | Saint Joseph's  | 46 <b>63</b> | 151                      | A | Saint Louis       | 59 54        |
|                           |   |                   |              |           |   |               |              | 90         | A | Richmond        | 63 <b>67</b> | 151                      | N | Saint Louis       | 58 <b>65</b> |
|                           |   |                   |              |           |   |               |              | 90         | H | Richmond        | 49 <b>55</b> | 152                      | H | High Point        | 81 59        |
|                           |   |                   |              |           |   |               |              |            |   |                 |              | 165                      | A | St. Bonaventure   | 61 51        |
|                           |   |                   |              |           |   |               |              |            |   |                 |              | 178                      | A | William & Mary    | 48 <b>56</b> |
|                           |   |                   |              |           |   |               |              |            |   |                 |              | 181                      | H | N.C. A&T          | 60 51        |
|                           |   |                   |              |           |   |               |              |            |   |                 |              | 184                      | H | La Salle          | 65 <b>74</b> |
|                           |   |                   |              |           |   |               |              |            |   |                 |              | 192                      | H | Massachusetts     | 65 43        |
|                           |   |                   |              |           |   |               |              |            |   |                 |              | 205                      | H | Tex.-Pan American | 64 43        |
|                           |   |                   |              |           |   |               |              |            |   |                 |              | 222                      | A | UNCW              | 59 53        |
|                           |   |                   |              |           |   |               |              |            |   |                 |              | 235                      | A | George Mason      | 79 <b>86</b> |
|                           |   |                   |              |           |   |               |              |            |   |                 |              | 235                      | H | George Mason      | 70 66        |
|                           |   |                   |              |           |   |               |              |            |   |                 |              | 242                      | H | Presbyterian      | 55 36        |
|                           |   |                   |              |           |   |               |              |            |   |                 |              | 264                      | A | Davidson          | 66 63        |
|                           |   |                   |              |           |   |               |              |            |   |                 |              | 264                      | H | Davidson          | 62 53        |
|                           |   |                   |              |           |   |               |              |            |   |                 |              | 309                      | H | UNC Greensboro    | 80 73        |
|                           |   |                   |              |           |   |               |              |            |   |                 |              | 325                      | H | Wagner            | 84 75        |
|                           |   |                   |              |           |   |               |              |            |   |                 |              | 328                      | A | UMES              | 72 50        |
|                           |   |                   |              |           |   |               |              |            |   |                 |              | 338                      | A | Coppin St.        | 63 52        |
| LAST 12 Division I GAMES: |   |                   |              |           |   |               |              |            |   |                 |              |                          |   |                   |              |
| 151                       | N | Saint Louis       | 58 <b>65</b> | 48        | A | Duquesne      | 47 <b>83</b> | 49         | H | Richmond        | 63 <b>67</b> | 184                      | H | La Salle          | 65 <b>74</b> |
| 90                        | H | Richmond          | 49 <b>55</b> | 264       | A | Davidson      | 66 63        | 235        | H | George Mason    | 70 66        | 13                       | H | Dayton            | 56 <b>75</b> |
| 264                       | A | Davidson          | 66 63        | 192       | H | Massachusetts | 65 43        | 165        | A | St. Bonaventure | 61 51        |                          |   |                   |              |
| 11                        | H | George Washington | 57 <b>65</b> |           |   |               |              |            |   |                 |              |                          |   |                   |              |
| 235                       | A | George Mason      | 79 <b>86</b> |           |   |               |              |            |   |                 |              |                          |   |                   |              |

Non-Div I Games:

VCU

■ Loss, 
 ■ Non-Conf, 
 ■ S Site, 
 ■ H Home 
 ■ A Away 
 N Neutral

## Valparaiso

Through Games Of March 10, 2015

| Average RPI Win:  | 247      | WON-LOST  | WINNING        | LAST 10    | STRENGTH OF | OPP. STRENGTH | TEAM | ADJ. | CONF. | ADJ CONF. |
|-------------------|----------|-----------|----------------|------------|-------------|---------------|------|------|-------|-----------|
| Average RPI Loss: | 138      | RECORD    | PCT. RANK      | GAMES      | SCHEDULE    | OF SCHEDULE   | RPI  | RPI  | RPI   | RPI       |
| DIV. I ONLY       | 5- 24    | 321       | 2- 8           | 101        | 193         | 280           | 280  | 12   | 12    |           |
| DIV. I NON-CONF.  | 3- 9     | 281       | 0- 0           | 108        | 175         | 240           | 240  | 15   | 15    |           |
| TOTALS            | RPI 1-25 | RPI 26-50 | W-L RECORDS    | RPI 51-100 | RPI 101-150 | RPI 150+      |      |      |       |           |
| 5- 24             | 0- 3     | 0- 1      | OVERALL        | 0- 6       | 1- 4        | 4- 10         |      |      |       |           |
| 3- 11             | 0- 2     | 0- 1      | HOME           | 0- 2       | 1- 3        | 2- 3          |      |      |       |           |
| 2- 13             | 0- 1     | 0- 0      | AWAY           | 0- 4       | 0- 1        | 2- 7          |      |      |       |           |
| 0- 0              | 0- 0     | 0- 0      | NEUTRAL        | 0- 0       | 0- 0        | 0- 0          |      |      |       |           |
| 3- 9              | 0- 1     | 0- 1      | NON-CONFERENCE | 0- 2       | 1- 2        | 2- 3          |      |      |       |           |
| 2- 4              | 0- 1     | 0- 1      | HOME           | 0- 0       | 1- 2        | 1- 0          |      |      |       |           |
| 1- 5              | 0- 0     | 0- 0      | AWAY           | 0- 2       | 0- 0        | 1- 3          |      |      |       |           |
| 0- 0              | 0- 0     | 0- 0      | NEUTRAL        | 0- 0       | 0- 0        | 0- 0          |      |      |       |           |
| 2- 15             | 0- 2     | 0- 0      | CONFERENCE     | 0- 4       | 0- 2        | 2- 7          |      |      |       |           |
| 1- 7              | 0- 1     | 0- 0      | HOME           | 0- 2       | 0- 1        | 1- 3          |      |      |       |           |
| 1- 8              | 0- 1     | 0- 0      | AWAY           | 0- 2       | 0- 1        | 1- 4          |      |      |       |           |
| 0- 0              | 0- 0     | 0- 0      | NEUTRAL        | 0- 0       | 0- 0        | 0- 0          |      |      |       |           |

| RPI S                     | Opponent         | Score | RPI S | Opponent       | Score | RPI S | Opponent         | Score  | RPI S | Opponent         | Score | Team's RPI: 280 |
|---------------------------|------------------|-------|-------|----------------|-------|-------|------------------|--------|-------|------------------|-------|-----------------|
| 7                         | H Louisville     | 59 86 | 45    | H Stetson      | 62 73 | 72    | A South Dakota   | 62 81  | 109   | H Illinois       | 58 80 |                 |
| 25                        | A Green Bay      | 45 87 |       |                |       | 77    | A Youngstown St. | 57 80  | 111   | A Cleveland St.  | 62 69 |                 |
| 25                        | H Green Bay      | 52 67 |       |                |       | 77    | H Youngstown St. | 69 87  | 111   | H Cleveland St.  | 70 77 |                 |
|                           |                  |       |       |                |       | 81    | A Akron          | 65 100 | 114   | H Tulsa          | 63 87 |                 |
|                           |                  |       |       |                |       | 89    | A Wright St.     | 66 95  | 144   | H Butler         | 91 57 |                 |
|                           |                  |       |       |                |       | 89    | H Wright St.     | 62 80  | 166   | A Indiana        | 49 81 |                 |
|                           |                  |       |       |                |       |       |                  |        | 176   | A SIUE           | 65 77 |                 |
|                           |                  |       |       |                |       |       |                  |        | 207   | A Ill.-Chicago   | 42 60 |                 |
|                           |                  |       |       |                |       |       |                  |        | 207   | H Ill.-Chicago   | 56 86 |                 |
|                           |                  |       |       |                |       |       |                  |        | 223   | A Detroit        | 74 68 |                 |
|                           |                  |       |       |                |       |       |                  |        | 223   | H Detroit        | 57 78 |                 |
|                           |                  |       |       |                |       |       |                  |        | 236   | A Oakland        | 55 70 |                 |
|                           |                  |       |       |                |       |       |                  |        | 236   | H Oakland        | 54 71 |                 |
|                           |                  |       |       |                |       |       |                  |        | 250   | A Northern Ill.  | 65 50 |                 |
|                           |                  |       |       |                |       |       |                  |        | 274   | A Miami (OH)     | 59 82 |                 |
|                           |                  |       |       |                |       |       |                  |        | 283   | A Milwaukee      | 79 90 |                 |
|                           |                  |       |       |                |       |       |                  |        | 283   | A Milwaukee      | 64 77 |                 |
|                           |                  |       |       |                |       |       |                  |        | 283   | H Milwaukee      | 69 56 |                 |
|                           |                  |       |       |                |       |       |                  |        | 335   | H Tennessee Tech | 79 61 |                 |
| LAST 12 Division I GAMES: |                  |       |       |                |       |       |                  |        |       |                  |       |                 |
| 283                       | A Milwaukee      | 64 77 | 25    | A Green Bay    | 45 87 |       |                  |        |       |                  |       |                 |
| 77                        | A Youngstown St. | 57 80 | 283   | H Milwaukee    | 69 56 |       |                  |        |       |                  |       |                 |
| 236                       | A Oakland        | 55 70 | 89    | A Wright St.   | 66 95 |       |                  |        |       |                  |       |                 |
| 223                       | H Detroit        | 57 78 | 223   | A Detroit      | 74 68 |       |                  |        |       |                  |       |                 |
| 111                       | H Cleveland St.  | 70 77 | 25    | H Green Bay    | 52 67 |       |                  |        |       |                  |       |                 |
| 77                        | H Youngstown St. | 69 87 | 207   | A Ill.-Chicago | 42 60 |       |                  |        |       |                  |       |                 |

Non-Div I Games: Purdue-Calumet 109 81

Valparaiso

Loss, Non-Conf, S Site, H Home A Away N Neutral



|                   |          |           |                |            |             |               |      |      |       |           |
|-------------------|----------|-----------|----------------|------------|-------------|---------------|------|------|-------|-----------|
| Average RPI Win:  | 126      | WON-LOST  | WINNING        | LAST 10    | STRENGTH OF | OPP. STRENGTH | TEAM | ADJ. | CONF. | ADJ CONF. |
| Average RPI Loss: | 56       | RECORD    | PCT. RANK      | GAMES      | SCHEDULE    | OF SCHEDULE   | RPI  | RPI  | RPI   | RPI       |
| DIV. I ONLY       | 14- 16   | 196       | 3- 7           | 5          | 14          | 63            | 63   | 2    | 2     |           |
| DIV. I NON-CONF.  | 8- 4     | 92        | 0- 0           | 15         | 35          | 43            | 43   | 4    | 4     |           |
| TOTALS            | RPI 1-25 | RPI 26-50 | W-L RECORDS    | RPI 51-100 | RPI 101-150 | RPI 150+      |      |      |       |           |
| 14- 16            | 1- 8     | 4- 2      | OVERALL        | 0- 2       | 2- 2        | 7- 2          |      |      |       |           |
| 8- 6              | 1- 3     | 3- 0      | HOME           | 0- 0       | 1- 2        | 3- 1          |      |      |       |           |
| 4- 7              | 0- 2     | 0- 2      | AWAY           | 0- 2       | 1- 0        | 3- 1          |      |      |       |           |
| 2- 3              | 0- 3     | 1- 0      | NEUTRAL        | 0- 0       | 0- 0        | 1- 0          |      |      |       |           |
| 8- 4              | 1- 3     | 2- 0      | NON-CONFERENCE | 0- 0       | 1- 0        | 4- 1          |      |      |       |           |
| 5- 1              | 1- 1     | 1- 0      | HOME           | 0- 0       | 0- 0        | 3- 0          |      |      |       |           |
| 2- 1              | 0- 0     | 0- 0      | AWAY           | 0- 0       | 1- 0        | 1- 1          |      |      |       |           |
| 1- 2              | 0- 2     | 1- 0      | NEUTRAL        | 0- 0       | 0- 0        | 0- 0          |      |      |       |           |
| 6- 12             | 0- 5     | 2- 2      | CONFERENCE     | 0- 2       | 1- 2        | 3- 1          |      |      |       |           |
| 3- 5              | 0- 2     | 2- 0      | HOME           | 0- 0       | 1- 2        | 0- 1          |      |      |       |           |
| 2- 6              | 0- 2     | 0- 2      | AWAY           | 0- 2       | 0- 0        | 2- 0          |      |      |       |           |
| 1- 1              | 0- 1     | 0- 0      | NEUTRAL        | 0- 0       | 0- 0        | 1- 0          |      |      |       |           |

| RPI 1-25                  |   |                |       | RPI 26-50 |   |                      |       | RPI 51-100 |   |          |       | RPI 101+ |   |                  |       |
|---------------------------|---|----------------|-------|-----------|---|----------------------|-------|------------|---|----------|-------|----------|---|------------------|-------|
| RPI                       | S | Opponent       | Score | RPI       | S | Opponent             | Score | RPI        | S | Opponent | Score | RPI      | S | Opponent         | Score |
| 2                         | A | Tennessee      | 49 79 | 28        | H | James Madison        | 66 62 | 58         | A | LSU      | 44 64 | 101      | H | Ole Miss         | 58 54 |
| 2                         | H | Tennessee      | 49 57 | 29        | A | Mississippi St.      | 44 69 | 59         | A | Georgia  | 53 64 | 102      | H | Missouri         | 51 54 |
| 3                         | A | South Carolina | 59 89 | 29        | H | Mississippi St.      | 78 62 |            |   |          |       | 104      | A | Elon             | 66 50 |
| 5                         | N | UConn          | 52 91 | 34        | A | Texas A&M            | 61 75 |            |   |          |       | 150      | H | Auburn           | 58 70 |
| 8                         | H | Kentucky       | 68 82 | 43        | N | Minnesota            | 71 54 |            |   |          |       | 151      | H | Saint Louis      | 75 57 |
| 8                         | N | Kentucky       | 61 67 | 44        | H | Arkansas             | 55 53 |            |   |          |       | 160      | A | Wisconsin        | 67 58 |
| 13                        | H | Dayton         | 67 71 |           |   |                      |       |            |   |          |       | 161      | A | Florida          | 76 75 |
| 16                        | N | Arizona St.    | 67 72 |           |   |                      |       |            |   |          |       | 161      | H | Florida          | 58 67 |
| 25                        | H | Green Bay      | 68 64 |           |   |                      |       |            |   |          |       | 172      | H | Belmont          | 65 58 |
|                           |   |                |       |           |   |                      |       |            |   |          |       | 199      | A | Alabama          | 55 52 |
|                           |   |                |       |           |   |                      |       |            |   |          |       | 199      | N | Alabama          | 66 56 |
|                           |   |                |       |           |   |                      |       |            |   |          |       | 247      | A | Marquette        | 67 80 |
|                           |   |                |       |           |   |                      |       |            |   |          |       | 349      | H | Mississippi Val. | 63 37 |
| LAST 12 Division I GAMES: |   |                |       |           |   |                      |       |            |   |          |       |          |   |                  |       |
|                           |   | 8 N Kentucky   | 61 67 |           |   | 3 A South Carolina   | 59 89 |            |   |          |       |          |   |                  |       |
|                           |   | 199 N Alabama  | 66 56 |           |   | 8 H Kentucky         | 68 82 |            |   |          |       |          |   |                  |       |
|                           |   | 2 A Tennessee  | 49 79 |           |   | 101 H Ole Miss       | 58 54 |            |   |          |       |          |   |                  |       |
|                           |   | 150 H Auburn   | 58 70 |           |   | 161 H Florida        | 58 67 |            |   |          |       |          |   |                  |       |
|                           |   | 102 H Missouri | 51 54 |           |   | 29 A Mississippi St. | 44 69 |            |   |          |       |          |   |                  |       |
|                           |   | 161 A Florida  | 76 75 |           |   | 199 A Alabama        | 55 52 |            |   |          |       |          |   |                  |       |

Non-Div I Games: Ala.-Huntsville 74 51

Vanderbilt

Vermont

Through Games Of March 10, 2015

|                              |          |           |                |             |               |          |      |       |           |
|------------------------------|----------|-----------|----------------|-------------|---------------|----------|------|-------|-----------|
| Average RPI Win: <b>256</b>  | WON-LOST | WINNING   | LAST 10        | STRENGTH OF | OPP. STRENGTH | TEAM     | ADJ. | CONF. | ADJ CONF. |
| Average RPI Loss: <b>167</b> | RECORD   | PCT. RANK | GAMES          | SCHEDULE    | OF SCHEDULE   | RPI      | RPI  | RPI   | RPI       |
| DIV. I ONLY                  | 5- 24    | 321       | 2- 8           | 171         | 256           | 303      | 303  | 23    | 23        |
| DIV. I NON-CONF.             | 3- 9     | 281       | 0- 0           | 162         | 255           | 277      | 277  | 23    | 23        |
| TOTALS                       | RPI 1-25 | RPI 26-50 | W-L RECORDS    | RPI 51-100  | RPI 101-150   | RPI 150+ |      |       |           |
| 5- 24                        | 0- 1     | 0- 1      | OVERALL        | 0- 5        | 0- 5          | 5- 12    |      |       |           |
| 3- 11                        | 0- 0     | 0- 0      | HOME           | 0- 2        | 0- 3          | 3- 6     |      |       |           |
| 2- 12                        | 0- 1     | 0- 1      | AWAY           | 0- 2        | 0- 2          | 2- 6     |      |       |           |
| 0- 1                         | 0- 0     | 0- 0      | NEUTRAL        | 0- 1        | 0- 0          | 0- 0     |      |       |           |
| 3- 9                         | 0- 1     | 0- 1      | NON-CONFERENCE | 0- 0        | 0- 3          | 3- 4     |      |       |           |
| 2- 4                         | 0- 0     | 0- 0      | HOME           | 0- 0        | 0- 2          | 2- 2     |      |       |           |
| 1- 5                         | 0- 1     | 0- 1      | AWAY           | 0- 0        | 0- 1          | 1- 2     |      |       |           |
| 0- 0                         | 0- 0     | 0- 0      | NEUTRAL        | 0- 0        | 0- 0          | 0- 0     |      |       |           |
| 2- 15                        | 0- 0     | 0- 0      | CONFERENCE     | 0- 5        | 0- 2          | 2- 8     |      |       |           |
| 1- 7                         | 0- 0     | 0- 0      | HOME           | 0- 2        | 0- 1          | 1- 4     |      |       |           |
| 1- 7                         | 0- 0     | 0- 0      | AWAY           | 0- 2        | 0- 1          | 1- 4     |      |       |           |
| 0- 1                         | 0- 0     | 0- 0      | NEUTRAL        | 0- 1        | 0- 0          | 0- 0     |      |       |           |

| RPI 1-25                  |   |           |       | RPI 26-50 |   |               |       | RPI 51-100 |   |              |       | RPI 101+ Team's RPI: 303 |   |                      |       |
|---------------------------|---|-----------|-------|-----------|---|---------------|-------|------------|---|--------------|-------|--------------------------|---|----------------------|-------|
| RPI                       | S | Opponent  | Score | RPI       | S | Opponent      | Score | RPI        | S | Opponent     | Score | RPI                      | S | Opponent             | Score |
| 25                        | A | Green Bay | 40 60 | 35        | A | Syracuse      | 63 94 | 83         | A | Albany (NY)  | 48 76 | 125                      | H | Cornell              | 87 90 |
|                           |   |           |       |           |   |               |       | 83         | H | Albany (NY)  | 48 89 | 142                      | A | Hartford             | 49 60 |
|                           |   |           |       |           |   |               |       | 83         | N | Albany (NY)  | 33 63 | 142                      | H | Hartford             | 46 62 |
|                           |   |           |       |           |   |               |       | 91         | A | Maine        | 46 74 | 143                      | H | Bryant               | 55 72 |
|                           |   |           |       |           |   |               |       | 91         | H | Maine        | 54 57 | 146                      | A | Central Conn. St.    | 75 77 |
|                           |   |           |       |           |   |               |       |            |   |              |       | 154                      | H | Dartmouth            | 68 63 |
|                           |   |           |       |           |   |               |       |            |   |              |       | 188                      | A | Stony Brook          | 38 60 |
|                           |   |           |       |           |   |               |       |            |   |              |       | 188                      | H | Stony Brook          | 62 74 |
|                           |   |           |       |           |   |               |       |            |   |              |       | 197                      | H | Delaware             | 46 68 |
|                           |   |           |       |           |   |               |       |            |   |              |       | 208                      | A | New Hampshire        | 63 60 |
|                           |   |           |       |           |   |               |       |            |   |              |       | 208                      | H | New Hampshire        | 56 64 |
|                           |   |           |       |           |   |               |       |            |   |              |       | 218                      | A | UMass Lowell         | 63 72 |
|                           |   |           |       |           |   |               |       |            |   |              |       | 218                      | H | UMass Lowell         | 64 72 |
|                           |   |           |       |           |   |               |       |            |   |              |       | 219                      | A | Sacred Heart         | 66 76 |
|                           |   |           |       |           |   |               |       |            |   |              |       | 231                      | H | Brown                | 76 81 |
|                           |   |           |       |           |   |               |       |            |   |              |       | 259                      | A | UMBC                 | 64 71 |
|                           |   |           |       |           |   |               |       |            |   |              |       | 259                      | H | UMBC                 | 61 68 |
|                           |   |           |       |           |   |               |       |            |   |              |       | 268                      | A | St. Francis Brooklyn | 63 61 |
|                           |   |           |       |           |   |               |       |            |   |              |       | 321                      | A | Boston U.            | 61 66 |
|                           |   |           |       |           |   |               |       |            |   |              |       | 324                      | A | Binghamton           | 62 73 |
|                           |   |           |       |           |   |               |       |            |   |              |       | 324                      | H | Binghamton           | 72 66 |
|                           |   |           |       |           |   |               |       |            |   |              |       | 325                      | H | Wagner               | 82 75 |
| LAST 12 Division I GAMES: |   |           |       |           |   |               |       |            |   |              |       |                          |   |                      |       |
|                           |   |           |       | 83        | N | Albany (NY)   | 33 63 | 324        | H | Binghamton   | 72 66 |                          |   |                      |       |
|                           |   |           |       | 83        | A | Albany (NY)   | 48 76 | 188        | H | Stony Brook  | 62 74 |                          |   |                      |       |
|                           |   |           |       | 218       | H | UMass Lowell  | 64 72 | 142        | A | Hartford     | 49 60 |                          |   |                      |       |
|                           |   |           |       | 91        | H | Maine         | 54 57 | 83         | H | Albany (NY)  | 48 89 |                          |   |                      |       |
|                           |   |           |       | 259       | A | UMBC          | 64 71 | 218        | A | UMass Lowell | 63 72 |                          |   |                      |       |
|                           |   |           |       | 208       | A | New Hampshire | 63 60 | 91         | A | Maine        | 46 74 |                          |   |                      |       |

Non-Div I Games:

Vermont

Loss, Non-Conf, S Site, H Home A Away N Neutral

|                   |          |           |                |            |             |               |      |      |       |           |
|-------------------|----------|-----------|----------------|------------|-------------|---------------|------|------|-------|-----------|
| Average RPI Win:  | 173      | WON-LOST  | WINNING        | LAST 10    | STRENGTH OF | OPP. STRENGTH | TEAM | ADJ. | CONF. | ADJ CONF. |
| Average RPI Loss: | 85       | RECORD    | PCT. RANK      | GAMES      | SCHEDULE    | OF SCHEDULE   | RPI  | RPI  | RPI   | RPI       |
| DIV. I ONLY       | 19- 13   | 109       | 6- 4           | 68         | 71          | 76            | 76   | 10   | 10    |           |
| DIV. I NON-CONF.  | 6- 6     | 158       | 0- 0           | 59         | 17          | 91            | 91   | 9    | 9     |           |
| TOTALS            | RPI 1-25 | RPI 26-50 | W-L RECORDS    | RPI 51-100 | RPI 101-150 | RPI 150+      |      |      |       |           |
| 19- 13            | 0- 2     | 1- 5      | OVERALL        | 5- 3       | 3- 1        | 10- 2         |      |      |       |           |
| 11- 2             | 0- 0     | 1- 1      | HOME           | 3- 0       | 2- 0        | 5- 1          |      |      |       |           |
| 6- 7              | 0- 1     | 0- 2      | AWAY           | 2- 2       | 0- 1        | 4- 1          |      |      |       |           |
| 2- 4              | 0- 1     | 0- 2      | NEUTRAL        | 0- 1       | 1- 0        | 1- 0          |      |      |       |           |
| 6- 6              | 0- 2     | 0- 1      | NON-CONFERENCE | 2- 2       | 1- 0        | 3- 1          |      |      |       |           |
| 3- 1              | 0- 0     | 0- 0      | HOME           | 1- 0       | 1- 0        | 1- 1          |      |      |       |           |
| 2- 2              | 0- 1     | 0- 0      | AWAY           | 1- 1       | 0- 0        | 1- 0          |      |      |       |           |
| 1- 3              | 0- 1     | 0- 1      | NEUTRAL        | 0- 1       | 0- 0        | 1- 0          |      |      |       |           |
| 13- 7             | 0- 0     | 1- 4      | CONFERENCE     | 3- 1       | 2- 1        | 7- 1          |      |      |       |           |
| 8- 1              | 0- 0     | 1- 1      | HOME           | 2- 0       | 1- 0        | 4- 0          |      |      |       |           |
| 4- 5              | 0- 0     | 0- 2      | AWAY           | 1- 1       | 0- 1        | 3- 1          |      |      |       |           |
| 1- 1              | 0- 0     | 0- 1      | NEUTRAL        | 0- 0       | 1- 0        | 0- 0          |      |      |       |           |

| RPI 1-25                  |   |             |       | RPI 26-50 |   |                 |       | RPI 51-100 |   |                    |       | Team's RPI: 76 | RPI 101+ |   |                    |       |
|---------------------------|---|-------------|-------|-----------|---|-----------------|-------|------------|---|--------------------|-------|----------------|----------|---|--------------------|-------|
| RPI                       | S | Opponent    | Score | RPI       | S | Opponent        | Score | RPI        | S | Opponent           | Score |                | RPI      | S | Opponent           | Score |
| 16                        | N | Arizona St. | 46 51 | 26        | N | South Fla.      | 56 57 | 52         | A | Penn               | 70 44 |                | 140      | H | Temple             | 64 59 |
| 20                        | A | Chattanooga | 45 49 | 37        | A | DePaul          | 47 49 | 82         | H | North Carolina St. | 74 65 |                | 144      | A | Butler             | 58 72 |
|                           |   |             |       | 37        | H | DePaul          | 79 76 | 85         | A | St. John's (NY)    | 51 56 |                | 144      | H | Butler             | 63 52 |
|                           |   |             |       | 37        | N | DePaul          | 55 58 | 85         | H | St. John's (NY)    | 81 69 |                | 144      | N | Butler             | 70 49 |
|                           |   |             |       | 40        | A | Seton Hall      | 62 64 | 86         | A | Saint Joseph's     | 54 58 |                | 184      | H | La Salle           | 70 36 |
|                           |   |             |       | 40        | H | Seton Hall      | 56 59 | 87         | N | Georgia Tech       | 63 71 |                | 189      | A | Xavier             | 54 34 |
|                           |   |             |       |           |   |                 |       | 88         | A | Creighton          | 65 61 |                | 189      | H | Xavier             | 64 48 |
|                           |   |             |       |           |   |                 |       | 88         | H | Creighton          | 61 53 |                | 215      | A | Cal St. Fullerton  | 50 43 |
|                           |   |             |       |           |   |                 |       |            |   |                    |       |                | 219      | H | Sacred Heart       | 49 72 |
|                           |   |             |       |           |   |                 |       |            |   |                    |       |                | 247      | A | Marquette          | 75 59 |
|                           |   |             |       |           |   |                 |       |            |   |                    |       |                | 247      | H | Marquette          | 68 48 |
|                           |   |             |       |           |   |                 |       |            |   |                    |       |                | 269      | A | Providence         | 49 51 |
|                           |   |             |       |           |   |                 |       |            |   |                    |       |                | 269      | H | Providence         | 71 62 |
|                           |   |             |       |           |   |                 |       |            |   |                    |       |                | 281      | N | Col. of Charleston | 60 41 |
|                           |   |             |       |           |   |                 |       |            |   |                    |       |                | 300      | A | Georgetown         | 64 48 |
|                           |   |             |       |           |   |                 |       |            |   |                    |       |                | 300      | H | Georgetown         | 69 57 |
| LAST 12 Division I GAMES: |   |             |       |           |   |                 |       |            |   |                    |       |                |          |   |                    |       |
|                           |   |             |       | 37        | N | DePaul          | 55 58 | 189        | H | Xavier             | 64 48 |                |          |   |                    |       |
|                           |   |             |       | 144       | N | Butler          | 70 49 | 144        | H | Butler             | 63 52 |                |          |   |                    |       |
|                           |   |             |       | 88        | H | Creighton       | 61 53 | 300        | A | Georgetown         | 64 48 |                |          |   |                    |       |
|                           |   |             |       | 269       | H | Providence      | 71 62 | 37         | A | DePaul             | 47 49 |                |          |   |                    |       |
|                           |   |             |       | 40        | A | Seton Hall      | 62 64 | 247        | A | Marquette          | 75 59 |                |          |   |                    |       |
|                           |   |             |       | 85        | A | St. John's (NY) | 51 56 | 85         | H | St. John's (NY)    | 81 69 |                |          |   |                    |       |

Non-Div I Games:

Villanova

■ Loss, 
■ Non-Conf, 
■ S Site, 
■ H Home 
■ A Away 
N Neutral

## Virginia

Through Games Of March 10, 2015

|                   |          |           |                |            |             |               |      |      |       |           |
|-------------------|----------|-----------|----------------|------------|-------------|---------------|------|------|-------|-----------|
| Average RPI Win:  | 179      | WON-LOST  | WINNING        | LAST 10    | STRENGTH OF | OPP. STRENGTH | TEAM | ADJ. | CONF. | ADJ CONF. |
| Average RPI Loss: | 64       | RECORD    | PCT. RANK      | GAMES      | SCHEDULE    | OF SCHEDULE   | RPI  | RPI  | RPI   | RPI       |
| DIV. I ONLY       | 17- 13   | 126       | 4- 6           | 97         | 48          | 110           | 110  | 3    | 3     |           |
| DIV. I NON-CONF.  | 10- 3    | 52        | 0- 0           | 308        | 180         | 150           | 150  | 3    | 3     |           |
| TOTALS            | RPI 1-25 | RPI 26-50 | W-L RECORDS    | RPI 51-100 | RPI 101-150 | RPI 150+      |      |      |       |           |
| 17- 13            | 1- 5     | 1- 2      | OVERALL        | 3- 3       | 2- 2        | 10- 1         |      |      |       |           |
| 13- 4             | 1- 2     | 1- 0      | HOME           | 3- 1       | 2- 0        | 6- 1          |      |      |       |           |
| 4- 7              | 0- 3     | 0- 2      | AWAY           | 0- 1       | 0- 1        | 4- 0          |      |      |       |           |
| 0- 2              | 0- 0     | 0- 0      | NEUTRAL        | 0- 1       | 0- 1        | 0- 0          |      |      |       |           |
| 10- 3             | 0- 0     | 1- 0      | NON-CONFERENCE | 2- 0       | 1- 2        | 6- 1          |      |      |       |           |
| 8- 1              | 0- 0     | 1- 0      | HOME           | 2- 0       | 1- 0        | 4- 1          |      |      |       |           |
| 2- 1              | 0- 0     | 0- 0      | AWAY           | 0- 0       | 0- 1        | 2- 0          |      |      |       |           |
| 0- 1              | 0- 0     | 0- 0      | NEUTRAL        | 0- 0       | 0- 1        | 0- 0          |      |      |       |           |
| 7- 10             | 1- 5     | 0- 2      | CONFERENCE     | 1- 3       | 1- 0        | 4- 0          |      |      |       |           |
| 5- 3              | 1- 2     | 0- 0      | HOME           | 1- 1       | 1- 0        | 2- 0          |      |      |       |           |
| 2- 6              | 0- 3     | 0- 2      | AWAY           | 0- 1       | 0- 0        | 2- 0          |      |      |       |           |
| 0- 1              | 0- 0     | 0- 0      | NEUTRAL        | 0- 1       | 0- 0        | 0- 0          |      |      |       |           |

| RPI 1-25                  |   |                |       | RPI 26-50 |   |                    |       | RPI 51-100 |   |                    |       | RPI 101+ Team's RPI: 110 |   |                |        |
|---------------------------|---|----------------|-------|-----------|---|--------------------|-------|------------|---|--------------------|-------|--------------------------|---|----------------|--------|
| RPI                       | S | Opponent       | Score | RPI       | S | Opponent           | Score | RPI        | S | Opponent           | Score | RPI                      | S | Opponent       | Score  |
| 1                         | A | Notre Dame     | 54 75 | 27        | H | Ohio St.           | 87 82 | 60         | H | St. Mary's (CA)    | 62 49 | 109                      | A | Illinois       | 63 86  |
| 7                         | A | Louisville     | 55 67 | 35        | A | Syracuse           | 58 70 | 65         | H | Drexel             | 72 66 | 113                      | N | Toledo         | 62 64  |
| 7                         | H | Louisville     | 75 59 | 41        | A | Pittsburgh         | 63 68 | 66         | A | Miami (FL)         | 58 67 | 118                      | H | Boston College | 68 56  |
| 10                        | H | Florida St.    | 56 65 |           |   |                    |       | 66         | N | Miami (FL)         | 52 62 | 150                      | H | Auburn         | 66 51  |
| 15                        | H | Duke           | 45 71 |           |   |                    |       | 82         | H | North Carolina St. | 71 63 | 185                      | H | Wake Forest    | 72 70  |
| 17                        | A | North Carolina | 70 72 |           |   |                    |       | 87         | H | Georgia Tech       | 62 68 | 189                      | A | Xavier         | 71 62  |
|                           |   |                |       |           |   |                    |       |            |   |                    |       | 198                      | A | Clemson        | 77 72  |
|                           |   |                |       |           |   |                    |       |            |   |                    |       | 200                      | A | Virginia Tech  | 62 47  |
|                           |   |                |       |           |   |                    |       |            |   |                    |       | 200                      | H | Virginia Tech  | 73 59  |
|                           |   |                |       |           |   |                    |       |            |   |                    |       | 204                      | H | Radford        | 75 47  |
|                           |   |                |       |           |   |                    |       |            |   |                    |       | 264                      | H | Davidson       | 57 67  |
|                           |   |                |       |           |   |                    |       |            |   |                    |       | 333                      | A | FIU            | 74 61  |
|                           |   |                |       |           |   |                    |       |            |   |                    |       | 340                      | H | Howard         | 74 53  |
|                           |   |                |       |           |   |                    |       |            |   |                    |       | 343                      | H | Longwood       | 91 49  |
|                           |   |                |       |           |   |                    |       |            |   |                    |       | 347                      | H | Delaware St.   | 100 62 |
| LAST 12 Division I GAMES: |   |                |       |           |   |                    |       |            |   |                    |       |                          |   |                |        |
| 66                        | N | Miami (FL)     | 52 62 | 15        | H | Duke               | 45 71 |            |   |                    |       |                          |   |                |        |
| 7                         | H | Louisville     | 75 59 | 1         | A | Notre Dame         | 54 75 |            |   |                    |       |                          |   |                |        |
| 17                        | A | North Carolina | 70 72 | 198       | A | Clemson            | 77 72 |            |   |                    |       |                          |   |                |        |
| 200                       | H | Virginia Tech  | 73 59 | 82        | H | North Carolina St. | 71 63 |            |   |                    |       |                          |   |                |        |
| 41                        | A | Pittsburgh     | 63 68 | 87        | H | Georgia Tech       | 62 68 |            |   |                    |       |                          |   |                |        |
| 10                        | H | Florida St.    | 56 65 | 66        | A | Miami (FL)         | 58 67 |            |   |                    |       |                          |   |                |        |

Non-Div I Games:

Virginia

■ Loss, 
 ■ Non-Conf, 
 ■ S Site, 
 ■ Home 
 ■ A Away 
 N Neutral

## Virginia Tech

Through Games Of March 10, 2015

|                   |          |           |                |            |             |               |      |      |       |           |
|-------------------|----------|-----------|----------------|------------|-------------|---------------|------|------|-------|-----------|
| Average RPI Win:  | 214      | WON-LOST  | WINNING        | LAST 10    | STRENGTH OF | OPP. STRENGTH | TEAM | ADJ. | CONF. | ADJ CONF. |
| Average RPI Loss: | 77       | RECORD    | PCT. RANK      | GAMES      | SCHEDULE    | OF SCHEDULE   | RPI  | RPI  | RPI   | RPI       |
| DIV. I ONLY       | 12- 20   | 247       | 2- 8           | 54         | 67          | 200           | 200  | 3    | 3     |           |
| DIV. I NON-CONF.  | 9- 4     | 84        | 0- 0           | 264        | 325         | 175           | 175  | 3    | 3     |           |
| TOTALS            | RPI 1-25 | RPI 26-50 | W-L RECORDS    | RPI 51-100 | RPI 101-150 | RPI 150+      |      |      |       |           |
| 12- 20            | 0- 6     | 1- 3      | OVERALL        | 1- 4       | 2- 4        | 8- 3          |      |      |       |           |
| 9- 9              | 0- 4     | 0- 2      | HOME           | 0- 1       | 2- 2        | 7- 0          |      |      |       |           |
| 1- 10             | 0- 1     | 0- 1      | AWAY           | 0- 3       | 0- 2        | 1- 3          |      |      |       |           |
| 2- 1              | 0- 1     | 1- 0      | NEUTRAL        | 1- 0       | 0- 0        | 0- 0          |      |      |       |           |
| 9- 4              | 0- 0     | 0- 1      | NON-CONFERENCE | 0- 0       | 2- 1        | 7- 2          |      |      |       |           |
| 8- 2              | 0- 0     | 0- 1      | HOME           | 0- 0       | 2- 1        | 6- 0          |      |      |       |           |
| 1- 2              | 0- 0     | 0- 0      | AWAY           | 0- 0       | 0- 0        | 1- 2          |      |      |       |           |
| 0- 0              | 0- 0     | 0- 0      | NEUTRAL        | 0- 0       | 0- 0        | 0- 0          |      |      |       |           |
| 3- 16             | 0- 6     | 1- 2      | CONFERENCE     | 1- 4       | 0- 3        | 1- 1          |      |      |       |           |
| 1- 7              | 0- 4     | 0- 1      | HOME           | 0- 1       | 0- 1        | 1- 0          |      |      |       |           |
| 0- 8              | 0- 1     | 0- 1      | AWAY           | 0- 3       | 0- 2        | 0- 1          |      |      |       |           |
| 2- 1              | 0- 1     | 1- 0      | NEUTRAL        | 1- 0       | 0- 0        | 0- 0          |      |      |       |           |

| RPI 1-25                  |   |                         |       | RPI 26-50 |   |                     |       | RPI 51-100 |   |                    |       | RPI 101+ Team's RPI: 200 |   |                |       |
|---------------------------|---|-------------------------|-------|-----------|---|---------------------|-------|------------|---|--------------------|-------|--------------------------|---|----------------|-------|
| RPI                       | S | Opponent                | Score | RPI       | S | Opponent            | Score | RPI        | S | Opponent           | Score | RPI                      | S | Opponent       | Score |
| 1                         | H | Notre Dame              | 50 74 | 33        | H | Northwestern        | 45 70 | 66         | A | Miami (FL)         | 39 42 | 103                      | H | Hofstra        | 60 43 |
| 7                         | H | Louisville              | 49 69 | 35        | H | Syracuse            | 51 59 | 66         | H | Miami (FL)         | 45 62 | 108                      | H | East Tenn. St. | 72 65 |
| 10                        | H | Florida St.             | 44 59 | 41        | A | Pittsburgh          | 35 53 | 82         | A | North Carolina St. | 59 73 | 110                      | A | Virginia       | 59 73 |
| 10                        | N | Florida St.             | 43 82 | 41        | N | Pittsburgh          | 51 45 | 82         | N | North Carolina St. | 57 56 | 110                      | H | Virginia       | 47 62 |
| 15                        | A | Duke                    | 40 65 |           |   |                     |       | 87         | A | Georgia Tech       | 71 79 | 118                      | A | Boston College | 47 49 |
| 17                        | H | North Carolina          | 52 74 |           |   |                     |       |            |   |                    |       | 128                      | H | Old Dominion   | 62 69 |
|                           |   |                         |       |           |   |                     |       |            |   |                    |       | 161                      | A | Florida        | 44 73 |
|                           |   |                         |       |           |   |                     |       |            |   |                    |       | 185                      | H | Wake Forest    | 76 59 |
|                           |   |                         |       |           |   |                     |       |            |   |                    |       | 198                      | A | Clemson        | 54 63 |
|                           |   |                         |       |           |   |                     |       |            |   |                    |       | 204                      | H | Radford        | 73 60 |
|                           |   |                         |       |           |   |                     |       |            |   |                    |       | 235                      | A | George Mason   | 69 77 |
|                           |   |                         |       |           |   |                     |       |            |   |                    |       | 265                      | H | Norfolk St.    | 60 49 |
|                           |   |                         |       |           |   |                     |       |            |   |                    |       | 269                      | A | Providence     | 72 69 |
|                           |   |                         |       |           |   |                     |       |            |   |                    |       | 297                      | H | Western Caro.  | 79 58 |
|                           |   |                         |       |           |   |                     |       |            |   |                    |       | 328                      | H | UMES           | 63 41 |
|                           |   |                         |       |           |   |                     |       |            |   |                    |       | 339                      | H | N.C. Central   | 80 44 |
|                           |   |                         |       |           |   |                     |       |            |   |                    |       | 343                      | H | Longwood       | 74 42 |
| LAST 12 Division I GAMES: |   |                         |       |           |   |                     |       |            |   |                    |       |                          |   |                |       |
|                           |   | 10 N Florida St.        | 43 82 |           |   | 35 H Syracuse       | 51 59 |            |   |                    |       |                          |   |                |       |
|                           |   | 41 N Pittsburgh         | 51 45 |           |   | 41 A Pittsburgh     | 35 53 |            |   |                    |       |                          |   |                |       |
|                           |   | 82 N North Carolina St. | 57 56 |           |   | 17 H North Carolina | 52 74 |            |   |                    |       |                          |   |                |       |
|                           |   | 118 A Boston College    | 47 49 |           |   | 66 A Miami (FL)     | 39 42 |            |   |                    |       |                          |   |                |       |
|                           |   | 110 A Virginia          | 59 73 |           |   | 87 A Georgia Tech   | 71 79 |            |   |                    |       |                          |   |                |       |
|                           |   | 7 H Louisville          | 49 69 |           |   | 1 H Notre Dame      | 50 74 |            |   |                    |       |                          |   |                |       |

Non-Div I Games:

Virginia Tech

■ Loss, 
 ■ Non-Conf, 
 ■ S Site, 
 ■ H Home 
 ■ A Away 
 N Neutral

| Average RPI Win:  | 268      | WON-LOST  | WINNING        | LAST 10    | STRENGTH OF | OPP. STRENGTH | TEAM | ADJ. | CONF. | ADJ CONF. |
|-------------------|----------|-----------|----------------|------------|-------------|---------------|------|------|-------|-----------|
| Average RPI Loss: | 206      | RECORD    | PCT. RANK      | GAMES      | SCHEDULE    | OF SCHEDULE   | RPI  | RPI  | RPI   | RPI       |
| DIV. I ONLY       | 7- 22    | 300       | 3- 7           | 295        | 286         | 325           | 325  | 29   | 29    |           |
| DIV. I NON-CONF.  | 2- 9     | 297       | 0- 0           | 222        | 134         | 316           | 316  | 28   | 28    |           |
| TOTALS            | RPI 1-25 | RPI 26-50 | W-L RECORDS    | RPI 51-100 | RPI 101-150 | RPI 150+      |      |      |       |           |
| 7- 22             | 0- 1     | 0- 1      | OVERALL        | 0- 1       | 0- 6        | 7- 13         |      |      |       |           |
| 5- 9              | 0- 0     | 0- 1      | HOME           | 0- 0       | 0- 3        | 5- 5          |      |      |       |           |
| 2- 13             | 0- 1     | 0- 0      | AWAY           | 0- 1       | 0- 3        | 2- 8          |      |      |       |           |
| 0- 0              | 0- 0     | 0- 0      | NEUTRAL        | 0- 0       | 0- 0        | 0- 0          |      |      |       |           |
| 2- 9              | 0- 1     | 0- 1      | NON-CONFERENCE | 0- 1       | 0- 2        | 2- 4          |      |      |       |           |
| 2- 3              | 0- 0     | 0- 1      | HOME           | 0- 0       | 0- 1        | 2- 1          |      |      |       |           |
| 0- 6              | 0- 1     | 0- 0      | AWAY           | 0- 1       | 0- 1        | 0- 3          |      |      |       |           |
| 0- 0              | 0- 0     | 0- 0      | NEUTRAL        | 0- 0       | 0- 0        | 0- 0          |      |      |       |           |
| 5- 13             | 0- 0     | 0- 0      | CONFERENCE     | 0- 0       | 0- 4        | 5- 9          |      |      |       |           |
| 3- 6              | 0- 0     | 0- 0      | HOME           | 0- 0       | 0- 2        | 3- 4          |      |      |       |           |
| 2- 7              | 0- 0     | 0- 0      | AWAY           | 0- 0       | 0- 2        | 2- 5          |      |      |       |           |
| 0- 0              | 0- 0     | 0- 0      | NEUTRAL        | 0- 0       | 0- 0        | 0- 0          |      |      |       |           |

| RPI                       | S | Opponent             | Score | RPI | S | Opponent             | Score | RPI | S | Opponent        | Score | RPI | S | Opponent             | Score | Team's RPI: 325 |
|---------------------------|---|----------------------|-------|-----|---|----------------------|-------|-----|---|-----------------|-------|-----|---|----------------------|-------|-----------------|
| 6                         | A | Maryland             | 24 97 | 42  | H | Rutgers              | 53 81 | 85  | A | St. John's (NY) | 49 71 | 124 | H | Yale                 | 65 90 |                 |
|                           |   |                      |       |     |   |                      |       |     |   |                 |       | 141 | A | VCU                  | 75 84 |                 |
|                           |   |                      |       |     |   |                      |       |     |   |                 |       | 143 | A | Bryant               | 48 84 |                 |
|                           |   |                      |       |     |   |                      |       |     |   |                 |       | 143 | H | Bryant               | 47 64 |                 |
|                           |   |                      |       |     |   |                      |       |     |   |                 |       | 146 | A | Central Conn. St.    | 61 77 |                 |
|                           |   |                      |       |     |   |                      |       |     |   |                 |       | 146 | H | Central Conn. St.    | 67 83 |                 |
|                           |   |                      |       |     |   |                      |       |     |   |                 |       | 188 | H | Stony Brook          | 76 70 |                 |
|                           |   |                      |       |     |   |                      |       |     |   |                 |       | 203 | A | Robert Morris        | 66 60 |                 |
|                           |   |                      |       |     |   |                      |       |     |   |                 |       | 203 | H | Robert Morris        | 47 86 |                 |
|                           |   |                      |       |     |   |                      |       |     |   |                 |       | 219 | A | Sacred Heart         | 60 73 |                 |
|                           |   |                      |       |     |   |                      |       |     |   |                 |       | 219 | H | Sacred Heart         | 59 73 |                 |
|                           |   |                      |       |     |   |                      |       |     |   |                 |       | 227 | A | Penn St.             | 66 96 |                 |
|                           |   |                      |       |     |   |                      |       |     |   |                 |       | 241 | H | Monmouth             | 59 82 |                 |
|                           |   |                      |       |     |   |                      |       |     |   |                 |       | 268 | A | St. Francis Brooklyn | 55 67 |                 |
|                           |   |                      |       |     |   |                      |       |     |   |                 |       | 268 | H | St. Francis Brooklyn | 63 60 |                 |
|                           |   |                      |       |     |   |                      |       |     |   |                 |       | 290 | H | Columbia             | 97 86 |                 |
|                           |   |                      |       |     |   |                      |       |     |   |                 |       | 298 | A | NJIT                 | 54 60 |                 |
|                           |   |                      |       |     |   |                      |       |     |   |                 |       | 301 | A | Fairleigh Dickinson  | 70 72 |                 |
|                           |   |                      |       |     |   |                      |       |     |   |                 |       | 301 | H | Fairleigh Dickinson  | 82 75 |                 |
|                           |   |                      |       |     |   |                      |       |     |   |                 |       | 303 | A | Vermont              | 75 82 |                 |
|                           |   |                      |       |     |   |                      |       |     |   |                 |       | 308 | A | LIU Brooklyn         | 47 75 |                 |
|                           |   |                      |       |     |   |                      |       |     |   |                 |       | 308 | H | LIU Brooklyn         | 72 69 |                 |
|                           |   |                      |       |     |   |                      |       |     |   |                 |       | 319 | A | Saint Francis (PA)   | 76 60 |                 |
|                           |   |                      |       |     |   |                      |       |     |   |                 |       | 319 | H | Saint Francis (PA)   | 74 87 |                 |
|                           |   |                      |       |     |   |                      |       |     |   |                 |       | 320 | A | Mt. St. Mary's       | 65 68 |                 |
|                           |   |                      |       |     |   |                      |       |     |   |                 |       | 320 | H | Mt. St. Mary's       | 58 60 |                 |
| LAST 12 Division I GAMES: |   |                      |       |     |   |                      |       |     |   |                 |       |     |   |                      |       |                 |
| 203                       | A | Robert Morris        | 66 60 | 219 | A | Sacred Heart         | 60 73 |     |   |                 |       |     |   |                      |       |                 |
| 320                       | A | Mt. St. Mary's       | 65 68 | 268 | H | St. Francis Brooklyn | 63 60 |     |   |                 |       |     |   |                      |       |                 |
| 143                       | H | Bryant               | 47 64 | 219 | H | Sacred Heart         | 59 73 |     |   |                 |       |     |   |                      |       |                 |
| 308                       | A | LIU Brooklyn         | 47 75 | 146 | H | Central Conn. St.    | 67 83 |     |   |                 |       |     |   |                      |       |                 |
| 268                       | A | St. Francis Brooklyn | 55 67 | 319 | H | Saint Francis (PA)   | 74 87 |     |   |                 |       |     |   |                      |       |                 |
| 301                       | H | Fairleigh Dickinson  | 82 75 | 146 | A | Central Conn. St.    | 61 77 |     |   |                 |       |     |   |                      |       |                 |

Non-Div I Games:

Wagner

■ Loss, 
■ Non-Conf, 
■ S Site, 
■ H Home 
■ A Away 
N Neutral

## Wake Forest

Through Games Of March 10, 2015

|                   |               |            |                |            |             |               |            |          |          |           |
|-------------------|---------------|------------|----------------|------------|-------------|---------------|------------|----------|----------|-----------|
| Average RPI Win:  | <b>196</b>    | WON-LOST   | WINNING        | LAST 10    | STRENGTH OF | OPP. STRENGTH | TEAM       | ADJ.     | CONF.    | ADJ CONF. |
| Average RPI Loss: | <b>66</b>     | RECORD     | PCT. RANK      | GAMES      | SCHEDULE    | OF SCHEDULE   | RPI        | RPI      | RPI      | RPI       |
| DIV. I ONLY       | <b>13- 20</b> | <b>243</b> | <b>3- 7</b>    | <b>61</b>  | <b>41</b>   | <b>185</b>    | <b>185</b> | <b>3</b> | <b>3</b> |           |
| DIV. I NON-CONF.  | <b>9- 5</b>   | <b>102</b> | <b>0- 0</b>    | <b>244</b> | <b>205</b>  | <b>182</b>    | <b>182</b> | <b>3</b> | <b>3</b> |           |
| TOTALS            | RPI 1-25      | RPI 26-50  | W-L RECORDS    | RPI 51-100 | RPI 101-150 | RPI 150+      |            |          |          |           |
| 13- 20            | 0- 8          | 1- 2       | OVERALL        | 3- 5       | 1- 3        | 8- 2          |            |          |          |           |
| 9- 8              | 0- 2          | 0- 1       | HOME           | 2- 2       | 0- 2        | 7- 1          |            |          |          |           |
| 0- 10             | 0- 4          | 0- 1       | AWAY           | 0- 3       | 0- 1        | 0- 1          |            |          |          |           |
| 4- 2              | 0- 2          | 1- 0       | NEUTRAL        | 1- 0       | 1- 0        | 1- 0          |            |          |          |           |
| 9- 5              | 0- 1          | 0- 0       | NON-CONFERENCE | 2- 2       | 0- 1        | 7- 1          |            |          |          |           |
| 7- 2              | 0- 0          | 0- 0       | HOME           | 1- 0       | 0- 1        | 6- 1          |            |          |          |           |
| 0- 2              | 0- 0          | 0- 0       | AWAY           | 0- 2       | 0- 0        | 0- 0          |            |          |          |           |
| 2- 1              | 0- 1          | 0- 0       | NEUTRAL        | 1- 0       | 0- 0        | 1- 0          |            |          |          |           |
| 4- 15             | 0- 7          | 1- 2       | CONFERENCE     | 1- 3       | 1- 2        | 1- 1          |            |          |          |           |
| 2- 6              | 0- 2          | 0- 1       | HOME           | 1- 2       | 0- 1        | 1- 0          |            |          |          |           |
| 0- 8              | 0- 4          | 0- 1       | AWAY           | 0- 1       | 0- 1        | 0- 1          |            |          |          |           |
| 2- 1              | 0- 1          | 1- 0       | NEUTRAL        | 0- 0       | 1- 0        | 0- 0          |            |          |          |           |

| RPI                       | S | Opponent       | Score         | RPI | S | Opponent           | Score        | RPI | S | Opponent           | Score        | RPI | S | Opponent       | Score        | Team's RPI: 185 |
|---------------------------|---|----------------|---------------|-----|---|--------------------|--------------|-----|---|--------------------|--------------|-----|---|----------------|--------------|-----------------|
| 1                         | A | Notre Dame     | 63 <b>92</b>  | 35  | A | Syracuse           | 62 <b>73</b> | 54  | H | American           | 77 64        | 102 | H | Missouri       | 64 <b>79</b> |                 |
| 7                         | H | Louisville     | 68 <b>79</b>  | 35  | N | Syracuse           | 85 79        | 66  | H | Miami (FL)         | 60 59        | 110 | A | Virginia       | 70 <b>72</b> |                 |
| 10                        | A | Florida St.    | 80 <b>110</b> | 41  | H | Pittsburgh         | 41 <b>65</b> | 69  | A | Michigan           | 69 <b>83</b> | 118 | H | Boston College | 74 <b>75</b> |                 |
| 12                        | N | Princeton      | 55 <b>72</b>  |     |   |                    |              | 82  | A | North Carolina St. | 55 <b>71</b> | 118 | N | Boston College | 69 53        |                 |
| 15                        | A | Duke           | 63 <b>70</b>  |     |   |                    |              | 82  | H | North Carolina St. | 70 <b>78</b> | 174 | N | Charlotte      | 65 58        |                 |
| 15                        | H | Duke           | 53 <b>70</b>  |     |   |                    |              | 87  | H | Georgia Tech       | 60 <b>67</b> | 198 | H | Clemson        | 64 62        |                 |
| 15                        | N | Duke           | 68 <b>77</b>  |     |   |                    |              | 90  | A | Richmond           | 72 <b>79</b> | 200 | A | Virginia Tech  | 59 <b>76</b> |                 |
| 17                        | A | North Carolina | 45 <b>83</b>  |     |   |                    |              | 98  | N | Montana            | 73 60        | 214 | H | Arizona        | 69 <b>72</b> |                 |
|                           |   |                |               |     |   |                    |              |     |   |                    |              | 243 | H | Towson         | 74 64        |                 |
|                           |   |                |               |     |   |                    |              |     |   |                    |              | 247 | H | Marquette      | 89 77        |                 |
|                           |   |                |               |     |   |                    |              |     |   |                    |              | 297 | H | Western Caro.  | 77 59        |                 |
|                           |   |                |               |     |   |                    |              |     |   |                    |              | 335 | H | Tennessee Tech | 89 62        |                 |
|                           |   |                |               |     |   |                    |              |     |   |                    |              | 338 | H | Coppin St.     | 65 54        |                 |
|                           |   |                |               |     |   |                    |              |     |   |                    |              | 343 | H | Longwood       | 64 60        |                 |
| LAST 12 Division I GAMES: |   |                |               |     |   |                    |              |     |   |                    |              |     |   |                |              |                 |
| 15                        | N | Duke           | 68 <b>77</b>  | 41  | H | Pittsburgh         | 41 <b>65</b> |     |   |                    |              |     |   |                |              |                 |
| 35                        | N | Syracuse       | 85 79         | 118 | H | Boston College     | 74 <b>75</b> |     |   |                    |              |     |   |                |              |                 |
| 118                       | N | Boston College | 69 53         | 82  | A | North Carolina St. | 55 <b>71</b> |     |   |                    |              |     |   |                |              |                 |
| 87                        | H | Georgia Tech   | 60 <b>67</b>  | 15  | H | Duke               | 53 <b>70</b> |     |   |                    |              |     |   |                |              |                 |
| 66                        | H | Miami (FL)     | 60 59         | 1   | A | Notre Dame         | 63 <b>92</b> |     |   |                    |              |     |   |                |              |                 |
| 17                        | A | North Carolina | 45 <b>83</b>  | 198 | H | Clemson            | 64 62        |     |   |                    |              |     |   |                |              |                 |

Non-Div I Games:

Wake Forest

■ Loss, 
 ■ Non-Conf, S Site, 
 ■ Home 
 ■ Away 
 N Neutral

Washington

Through Games of March 10, 2018

|                   |          |           |                |            |             |               |      |      |       |           |
|-------------------|----------|-----------|----------------|------------|-------------|---------------|------|------|-------|-----------|
| Average RPI Win:  | 146      | WON-LOST  | WINNING        | LAST 10    | STRENGTH OF | OPP. STRENGTH | TEAM | ADJ. | CONF. | ADJ CONF. |
| Average RPI Loss: | 50       | RECORD    | PCT. RANK      | GAMES      | SCHEDULE    | OF SCHEDULE   | RPI  | RPI  | RPI   | RPI       |
| DIV. I ONLY       | 23- 9    | 50        | 7- 3           | 48         | 43          | 32            | 32   | 5    | 5     |           |
| DIV. I NON-CONF.  | 11- 1    | 11        | 0- 0           | 114        | 101         | 18            | 18   | 5    | 5     |           |
| TOTALS            | RPI 1-25 | RPI 26-50 | W-L RECORDS    | RPI 51-100 | RPI 101-150 | RPI 150+      |      |      |       |           |
| 23- 9             | 3- 7     | 1- 0      | OVERALL        | 6- 1       | 4- 0        | 9- 1          |      |      |       |           |
| 11- 2             | 2- 1     | 1- 0      | HOME           | 4- 1       | 1- 0        | 3- 0          |      |      |       |           |
| 8- 6              | 0- 5     | 0- 0      | AWAY           | 2- 0       | 1- 0        | 5- 1          |      |      |       |           |
| 4- 1              | 1- 1     | 0- 0      | NEUTRAL        | 0- 0       | 2- 0        | 1- 0          |      |      |       |           |
| 11- 1             | 1- 1     | 1- 0      | NON-CONFERENCE | 1- 0       | 4- 0        | 4- 0          |      |      |       |           |
| 4- 0              | 0- 0     | 1- 0      | HOME           | 1- 0       | 1- 0        | 1- 0          |      |      |       |           |
| 4- 1              | 0- 1     | 0- 0      | AWAY           | 0- 0       | 1- 0        | 3- 0          |      |      |       |           |
| 3- 0              | 1- 0     | 0- 0      | NEUTRAL        | 0- 0       | 2- 0        | 0- 0          |      |      |       |           |
| 12- 8             | 2- 6     | 0- 0      | CONFERENCE     | 5- 1       | 0- 0        | 5- 1          |      |      |       |           |
| 7- 2              | 2- 1     | 0- 0      | HOME           | 3- 1       | 0- 0        | 2- 0          |      |      |       |           |
| 4- 5              | 0- 4     | 0- 0      | AWAY           | 2- 0       | 0- 0        | 2- 1          |      |      |       |           |
| 1- 1              | 0- 1     | 0- 0      | NEUTRAL        | 0- 0       | 0- 0        | 1- 0          |      |      |       |           |

| RPI S                     | Opponent            | Score | RPI S | Opponent  | Score | RPI S | Opponent            | Score | RPI S | Opponent      | Score  |
|---------------------------|---------------------|-------|-------|-----------|-------|-------|---------------------|-------|-------|---------------|--------|
| 10 N                      | Florida St.         | 80 68 | 34 H  | Texas A&M | 70 49 | 70 A  | Washington St.      | 83 43 | 124 H | Yale          | 81 51  |
| 16 A                      | Arizona St.         | 48 62 |       |           |       | 70 H  | Washington St.      | 72 83 | 139 A | UC Riverside  | 74 71  |
| 18 A                      | Oregon St.          | 67 75 |       |           |       | 72 H  | South Dakota        | 96 82 | 142 N | Hartford      | 81 70  |
| 18 H                      | Oregon St.          | 76 67 |       |           |       | 92 H  | UCLA                | 74 61 | 145 N | Furman        | 101 69 |
| 19 A                      | Stanford            | 69 82 |       |           |       | 95 H  | Southern California | 60 48 | 180 A | Oregon        | 91 69  |
| 19 H                      | Stanford            | 56 60 |       |           |       | 99 A  | Colorado            | 79 67 | 180 H | Oregon        | 70 55  |
| 22 A                      | Oklahoma            | 80 90 |       |           |       | 99 H  | Colorado            | 85 82 | 214 A | Arizona       | 79 69  |
| 23 A                      | California          | 58 82 |       |           |       |       |                     |       | 226 A | San Diego St. | 69 48  |
| 23 H                      | California          | 79 77 |       |           |       |       |                     |       | 238 A | Utah          | 61 69  |
| 23 N                      | California          | 53 69 |       |           |       |       |                     |       | 238 H | Utah          | 63 51  |
|                           |                     |       |       |           |       |       |                     |       |       |               |        |
| LAST 12 Division I GAMES: |                     |       |       |           |       |       |                     |       |       |               |        |
| 23 N                      | California          | 53 69 | 99 A  | Colorado  | 79 67 | 238 N | Utah                | 61 69 | 292 A | Portland      | 80 45  |
| 92 H                      | UCLA                | 74 61 | 180 H | Oregon    | 70 55 | 18 H  | Oregon St.          | 76 67 | 306 A | Seattle       | 102 69 |
| 95 H                      | Southern California | 60 48 | 19 A  | Stanford  | 69 82 | 23 A  | California          | 58 82 | 312 H | Grambling     | 84 53  |
| 70 A                      | Washington St.      | 83 43 |       |           |       |       |                     |       |       |               |        |
| 70 H                      | Washington St.      | 72 83 |       |           |       |       |                     |       |       |               |        |

Non-Div I Games:

Washington

■ Loss, 
■ Non-Conf, S Site, 
■ Home 
■ Away 
N Neutral



## Washington St.

Through Games Of March 10, 2015

|                   |          |           |                |            |             |               |      |      |       |           |
|-------------------|----------|-----------|----------------|------------|-------------|---------------|------|------|-------|-----------|
| Average RPI Win:  | 162      | WON-LOST  | WINNING        | LAST 10    | STRENGTH OF | OPP. STRENGTH | TEAM | ADJ. | CONF. | ADJ CONF. |
| Average RPI Loss: | 47       | RECORD    | PCT. RANK      | GAMES      | SCHEDULE    | OF SCHEDULE   | RPI  | RPI  | RPI   | RPI       |
| DIV. I ONLY       | 17- 14   | 147       | 4- 6           | 36         | 30          | 70            | 70   | 5    | 5     |           |
| DIV. I NON-CONF.  | 9- 2     | 35        | 0- 0           | 95         | 39          | 38            | 38   | 5    | 5     |           |
| TOTALS            | RPI 1-25 | RPI 26-50 | W-L RECORDS    | RPI 51-100 | RPI 101-150 | RPI 150+      |      |      |       |           |
| 17- 14            | 2- 8     | 2- 2      | OVERALL        | 2- 3       | 1- 0        | 10- 1         |      |      |       |           |
| 7- 7              | 1- 3     | 0- 2      | HOME           | 2- 1       | 0- 0        | 4- 1          |      |      |       |           |
| 8- 5              | 0- 4     | 2- 0      | AWAY           | 0- 1       | 1- 0        | 5- 0          |      |      |       |           |
| 2- 2              | 1- 1     | 0- 0      | NEUTRAL        | 0- 1       | 0- 0        | 1- 0          |      |      |       |           |
| 9- 2              | 2- 0     | 1- 1      | NON-CONFERENCE | 0- 1       | 1- 0        | 5- 0          |      |      |       |           |
| 4- 1              | 1- 0     | 0- 1      | HOME           | 0- 0       | 0- 0        | 3- 0          |      |      |       |           |
| 4- 0              | 0- 0     | 1- 0      | AWAY           | 0- 0       | 1- 0        | 2- 0          |      |      |       |           |
| 1- 1              | 1- 0     | 0- 0      | NEUTRAL        | 0- 1       | 0- 0        | 0- 0          |      |      |       |           |
| 8- 12             | 0- 8     | 1- 1      | CONFERENCE     | 2- 2       | 0- 0        | 5- 1          |      |      |       |           |
| 3- 6              | 0- 3     | 0- 1      | HOME           | 2- 1       | 0- 0        | 1- 1          |      |      |       |           |
| 4- 5              | 0- 4     | 1- 0      | AWAY           | 0- 1       | 0- 0        | 3- 0          |      |      |       |           |
| 1- 1              | 0- 1     | 0- 0      | NEUTRAL        | 0- 0       | 0- 0        | 1- 0          |      |      |       |           |

| RPI 1-25                  |   |                          |       | RPI 26-50 |   |                 |       | RPI 51-100 Team's RPI: 70 |   |                     |       | RPI 101+ |   |                  |       |
|---------------------------|---|--------------------------|-------|-----------|---|-----------------|-------|---------------------------|---|---------------------|-------|----------|---|------------------|-------|
| RPI                       | S | Opponent                 | Score | RPI       | S | Opponent        | Score | RPI                       | S | Opponent            | Score | RPI      | S | Opponent         | Score |
| 6                         | N | Maryland                 | 70 64 | 32        | A | Washington      | 83 72 | 69                        | N | Michigan            | 64 76 | 105      | A | Hampton          | 74 60 |
| 13                        | H | Dayton                   | 76 60 | 32        | H | Washington      | 43 83 | 92                        | H | UCLA                | 69 74 | 162      | H | Montana St.      | 82 61 |
| 16                        | A | Arizona St.              | 64 78 | 36        | H | Nebraska        | 61 82 | 95                        | H | Southern California | 68 62 | 180      | A | Oregon           | 79 76 |
| 16                        | N | Arizona St.              | 48 67 | 39        | A | Gonzaga         | 59 58 | 99                        | A | Colorado            | 51 72 | 180      | H | Oregon           | 69 70 |
| 18                        | A | Oregon St.               | 70 73 |           |   |                 |       | 99                        | H | Colorado            | 73 68 | 180      | N | Oregon           | 66 64 |
| 18                        | H | Oregon St.               | 56 61 |           |   |                 |       |                           |   |                     |       | 214      | A | Arizona          | 81 70 |
| 19                        | A | Stanford                 | 56 75 |           |   |                 |       |                           |   |                     |       | 238      | A | Utah             | 61 52 |
| 19                        | H | Stanford                 | 76 86 |           |   |                 |       |                           |   |                     |       | 238      | H | Utah             | 63 54 |
| 23                        | A | California               | 54 57 |           |   |                 |       |                           |   |                     |       | 240      | H | Idaho St.        | 84 34 |
| 23                        | H | California               | 62 70 |           |   |                 |       |                           |   |                     |       | 270      | A | Loyola Marymount | 87 60 |
|                           |   |                          |       |           |   |                 |       |                           |   |                     |       | 306      | H | Seattle          | 82 62 |
|                           |   |                          |       |           |   |                 |       |                           |   |                     |       | 329      | A | UC Santa Barbara | 81 55 |
| LAST 12 Division I GAMES: |   |                          |       |           |   |                 |       |                           |   |                     |       |          |   |                  |       |
|                           |   | 16 N Arizona St.         | 48 67 |           |   | 238 A Utah      | 61 52 |                           |   |                     |       |          |   |                  |       |
|                           |   | 180 N Oregon             | 66 64 |           |   | 99 A Colorado   | 51 72 |                           |   |                     |       |          |   |                  |       |
|                           |   | 95 H Southern California | 68 62 |           |   | 18 H Oregon St. | 56 61 |                           |   |                     |       |          |   |                  |       |
|                           |   | 92 H UCLA                | 69 74 |           |   | 180 H Oregon    | 69 70 |                           |   |                     |       |          |   |                  |       |
|                           |   | 32 H Washington          | 43 83 |           |   | 23 A California | 54 57 |                           |   |                     |       |          |   |                  |       |
|                           |   | 32 A Washington          | 83 72 |           |   | 19 A Stanford   | 56 75 |                           |   |                     |       |          |   |                  |       |

Non-Div I Games:

Washington St.

■ Loss, 
 ■ Non-Conf, 
 ■ S Site, 
 ■ H Home 
 ■ A Away 
 N Neutral

|                   |          |           |                |            |             |               |      |      |       |           |
|-------------------|----------|-----------|----------------|------------|-------------|---------------|------|------|-------|-----------|
| Average RPI Win:  | 250      | WON-LOST  | WINNING        | LAST 10    | STRENGTH OF | OPP. STRENGTH | TEAM | ADJ. | CONF. | ADJ CONF. |
| Average RPI Loss: | 155      | RECORD    | PCT. RANK      | GAMES      | SCHEDULE    | OF SCHEDULE   | RPI  | RPI  | RPI   | RPI       |
| DIV. I ONLY       | 9- 18    | 261       | 3- 7           | 197        | 260         | 258           | 258  | 21   | 21    |           |
| DIV. I NON-CONF.  | 3- 6     | 234       | 0- 0           | 176        | 252         | 235           | 235  | 21   | 21    |           |
| TOTALS            | RPI 1-25 | RPI 26-50 | W-L RECORDS    | RPI 51-100 | RPI 101-150 | RPI 150+      |      |      |       |           |
| 9- 18             | 0- 0     | 0- 1      | OVERALL        | 0- 4       | 2- 4        | 7- 9          |      |      |       |           |
| 5- 8              | 0- 0     | 0- 1      | HOME           | 0- 2       | 1- 1        | 4- 4          |      |      |       |           |
| 4- 9              | 0- 0     | 0- 0      | AWAY           | 0- 2       | 1- 2        | 3- 5          |      |      |       |           |
| 0- 1              | 0- 0     | 0- 0      | NEUTRAL        | 0- 0       | 0- 1        | 0- 0          |      |      |       |           |
| 3- 6              | 0- 0     | 0- 1      | NON-CONFERENCE | 0- 2       | 1- 1        | 2- 2          |      |      |       |           |
| 1- 3              | 0- 0     | 0- 1      | HOME           | 0- 1       | 0- 0        | 1- 1          |      |      |       |           |
| 2- 2              | 0- 0     | 0- 0      | AWAY           | 0- 1       | 1- 0        | 1- 1          |      |      |       |           |
| 0- 1              | 0- 0     | 0- 0      | NEUTRAL        | 0- 0       | 0- 1        | 0- 0          |      |      |       |           |
| 6- 12             | 0- 0     | 0- 0      | CONFERENCE     | 0- 2       | 1- 3        | 5- 7          |      |      |       |           |
| 4- 5              | 0- 0     | 0- 0      | HOME           | 0- 1       | 1- 1        | 3- 3          |      |      |       |           |
| 2- 7              | 0- 0     | 0- 0      | AWAY           | 0- 1       | 0- 2        | 2- 4          |      |      |       |           |
| 0- 0              | 0- 0     | 0- 0      | NEUTRAL        | 0- 0       | 0- 0        | 0- 0          |      |      |       |           |

| RPI S                     | Opponent         | Score | RPI S | Opponent         | Score  | RPI S | Opponent            | Score  | RPI S | Opponent | Score | Team's RPI: 258 |
|---------------------------|------------------|-------|-------|------------------|--------|-------|---------------------|--------|-------|----------|-------|-----------------|
| 46                        | H Oklahoma St.   | 49 55 | 51    | A BYU            | 53 64  | 119   | N Eastern Mich.     | 42 57  |       |          |       |                 |
|                           |                  |       | 55    | H San Diego      | 50 59  | 133   | A Sacramento St.    | 65 108 |       |          |       |                 |
|                           |                  |       | 98    | A Montana        | 43 53  | 134   | A Eastern Wash.     | 62 64  |       |          |       |                 |
|                           |                  |       | 98    | H Montana        | 60 64  | 134   | H Eastern Wash.     | 55 69  |       |          |       |                 |
|                           |                  |       |       |                  |        | 135   | A New Mexico St.    | 100 97 |       |          |       |                 |
|                           |                  |       |       |                  |        | 138   | H Northern Colo.    | 59 52  |       |          |       |                 |
|                           |                  |       |       |                  |        | 162   | A Montana St.       | 54 62  |       |          |       |                 |
|                           |                  |       |       |                  |        | 162   | H Montana St.       | 49 60  |       |          |       |                 |
|                           |                  |       |       |                  |        | 177   | H North Dakota      | 54 57  |       |          |       |                 |
|                           |                  |       |       |                  |        | 193   | A Idaho             | 42 71  |       |          |       |                 |
|                           |                  |       |       |                  |        | 193   | H Idaho             | 60 67  |       |          |       |                 |
|                           |                  |       |       |                  |        | 215   | H Cal St. Fullerton | 68 70  |       |          |       |                 |
|                           |                  |       |       |                  |        | 240   | A Idaho St.         | 56 63  |       |          |       |                 |
|                           |                  |       |       |                  |        | 240   | H Idaho St.         | 63 57  |       |          |       |                 |
|                           |                  |       |       |                  |        | 254   | A Southern Utah     | 50 48  |       |          |       |                 |
|                           |                  |       |       |                  |        | 254   | H Southern Utah     | 60 39  |       |          |       |                 |
|                           |                  |       |       |                  |        | 262   | A Northern Ariz.    | 52 56  |       |          |       |                 |
|                           |                  |       |       |                  |        | 262   | H Northern Ariz.    | 66 53  |       |          |       |                 |
|                           |                  |       |       |                  |        | 309   | H Denver            | 65 63  |       |          |       |                 |
|                           |                  |       |       |                  |        | 311   | A Portland St.      | 60 51  |       |          |       |                 |
|                           |                  |       |       |                  |        | 326   | A Utah Valley       | 40 61  |       |          |       |                 |
|                           |                  |       |       |                  |        | 344   | A Air Force         | 71 53  |       |          |       |                 |
| LAST 12 Division I GAMES: |                  |       |       |                  |        |       |                     |        |       |          |       |                 |
| 134                       | A Eastern Wash.  | 62 64 | 254   | A Southern Utah  | 50 48  |       |                     |        |       |          |       |                 |
| 193                       | A Idaho          | 42 71 | 240   | H Idaho St.      | 63 57  |       |                     |        |       |          |       |                 |
| 240                       | A Idaho St.      | 56 63 | 138   | H Northern Colo. | 59 52  |       |                     |        |       |          |       |                 |
| 98                        | H Montana        | 60 64 | 177   | H North Dakota   | 54 57  |       |                     |        |       |          |       |                 |
| 162                       | H Montana St.    | 49 60 | 133   | A Sacramento St. | 65 108 |       |                     |        |       |          |       |                 |
| 262                       | A Northern Ariz. | 52 56 | 311   | A Portland St.   | 60 51  |       |                     |        |       |          |       |                 |

Non-Div I Games: Bristol 94 48 Montana Western 77 31

Weber St.

Loss, Non-Conf, S Site, H Home A Away N Neutral

## West Virginia

Through Games Of March 10, 2015

|                   |          |           |                |            |             |               |      |      |       |           |
|-------------------|----------|-----------|----------------|------------|-------------|---------------|------|------|-------|-----------|
| Average RPI Win:  | 154      | WON-LOST  | WINNING        | LAST 10    | STRENGTH OF | OPP. STRENGTH | TEAM | ADJ. | CONF. | ADJ CONF. |
| Average RPI Loss: | 53       | RECORD    | PCT. RANK      | GAMES      | SCHEDULE    | OF SCHEDULE   | RPI  | RPI  | RPI   | RPI       |
| DIV. I ONLY       | 18- 14   | 140       | 4- 6           | 44         | 45          | 75            | 75   | 1    | 1     |           |
| DIV. I NON-CONF.  | 10- 2    | 31        | 0- 0           | 192        | 266         | 58            | 58   | 1    | 1     |           |
| TOTALS            | RPI 1-25 | RPI 26-50 | W-L RECORDS    | RPI 51-100 | RPI 101-150 | RPI 150+      |      |      |       |           |
| 18- 14            | 2- 5     | 3- 3      | OVERALL        | 3- 3       | 2- 3        | 8- 0          |      |      |       |           |
| 14- 3             | 2- 1     | 2- 1      | HOME           | 3- 0       | 1- 1        | 6- 0          |      |      |       |           |
| 2- 10             | 0- 3     | 1- 2      | AWAY           | 0- 3       | 0- 2        | 1- 0          |      |      |       |           |
| 2- 1              | 0- 1     | 0- 0      | NEUTRAL        | 0- 0       | 1- 0        | 1- 0          |      |      |       |           |
| 10- 2             | 0- 0     | 2- 2      | NON-CONFERENCE | 0- 0       | 0- 0        | 8- 0          |      |      |       |           |
| 8- 0              | 0- 0     | 2- 0      | HOME           | 0- 0       | 0- 0        | 6- 0          |      |      |       |           |
| 1- 2              | 0- 0     | 0- 2      | AWAY           | 0- 0       | 0- 0        | 1- 0          |      |      |       |           |
| 1- 0              | 0- 0     | 0- 0      | NEUTRAL        | 0- 0       | 0- 0        | 1- 0          |      |      |       |           |
| 8- 12             | 2- 5     | 1- 1      | CONFERENCE     | 3- 3       | 2- 3        | 0- 0          |      |      |       |           |
| 6- 3              | 2- 1     | 0- 1      | HOME           | 3- 0       | 1- 1        | 0- 0          |      |      |       |           |
| 1- 8              | 0- 3     | 1- 0      | AWAY           | 0- 3       | 0- 2        | 0- 0          |      |      |       |           |
| 1- 1              | 0- 1     | 0- 0      | NEUTRAL        | 0- 0       | 1- 0        | 0- 0          |      |      |       |           |

| RPI                       | S | Opponent         | Score | RPI | S | Opponent          | Score | RPI | S | Opponent   | Score | RPI | S | Opponent            | Score  |
|---------------------------|---|------------------|-------|-----|---|-------------------|-------|-----|---|------------|-------|-----|---|---------------------|--------|
| 4                         | A | Baylor           | 51 79 | 27  | A | Ohio St.          | 54 96 | 56  | A | Iowa St.   | 43 61 | 107 | A | Kansas              | 59 65  |
| 4                         | H | Baylor           | 62 66 | 29  | A | Mississippi St.   | 61 74 | 56  | H | Iowa St.   | 54 52 | 107 | H | Kansas              | 59 56  |
| 21                        | A | Texas            | 55 61 | 40  | H | Seton Hall        | 89 87 | 62  | A | Kansas St. | 55 59 | 137 | A | Texas Tech          | 57 73  |
| 21                        | H | Texas            | 76 69 | 46  | A | Oklahoma St.      | 61 49 | 62  | H | Kansas St. | 63 51 | 137 | H | Texas Tech          | 45 55  |
| 22                        | A | Oklahoma         | 60 71 | 46  | H | Oklahoma St.      | 46 52 | 74  | A | TCU        | 63 73 | 137 | N | Texas Tech          | 59 40  |
| 22                        | H | Oklahoma         | 78 69 | 48  | H | Duquesne          | 79 60 | 74  | H | TCU        | 76 71 | 175 | N | Marshall            | 69 56  |
| 22                        | N | Oklahoma         | 55 67 |     |   |                   |       |     |   |            |       | 179 | H | Fairfield           | 67 53  |
|                           |   |                  |       |     |   |                   |       |     |   |            |       | 251 | H | Evansville          | 83 39  |
|                           |   |                  |       |     |   |                   |       |     |   |            |       | 289 | H | Eastern Ky.         | 67 42  |
|                           |   |                  |       |     |   |                   |       |     |   |            |       | 301 | A | Fairleigh Dickinson | 80 52  |
|                           |   |                  |       |     |   |                   |       |     |   |            |       | 315 | H | IPFW                | 82 48  |
|                           |   |                  |       |     |   |                   |       |     |   |            |       | 319 | H | Saint Francis (PA)  | 101 46 |
|                           |   |                  |       |     |   |                   |       |     |   |            |       | 338 | H | Coppin St.          | 83 43  |
| LAST 12 Division I GAMES: |   |                  |       |     |   |                   |       |     |   |            |       |     |   |                     |        |
|                           |   | 22 N Oklahoma    | 55 67 |     |   | 46 H Oklahoma St. | 46 52 |     |   |            |       |     |   |                     |        |
|                           |   | 137 N Texas Tech | 59 40 |     |   | 4 A Baylor        | 51 79 |     |   |            |       |     |   |                     |        |
|                           |   | 62 A Kansas St.  | 55 59 |     |   | 107 H Kansas      | 59 56 |     |   |            |       |     |   |                     |        |
|                           |   | 21 H Texas       | 76 69 |     |   | 56 A Iowa St.     | 43 61 |     |   |            |       |     |   |                     |        |
|                           |   | 74 A TCU         | 63 73 |     |   | 74 H TCU          | 76 71 |     |   |            |       |     |   |                     |        |
|                           |   | 56 H Iowa St.    | 54 52 |     |   | 22 H Oklahoma     | 78 69 |     |   |            |       |     |   |                     |        |

Non-Div I Games:

West Virginia

■ Loss, 
 ■ Non-Conf, 
 ■ S Site, 
 ■ H Home 
 ■ A Away 
 N Neutral

| Average RPI Win:  | 256      | WON-LOST  | WINNING        | LAST 10    | STRENGTH OF | OPP. STRENGTH | TEAM | ADJ. | CONF. | ADJ CONF. |
|-------------------|----------|-----------|----------------|------------|-------------|---------------|------|------|-------|-----------|
| Average RPI Loss: | 193      | RECORD    | PCT. RANK      | GAMES      | SCHEDULE    | OF SCHEDULE   | RPI  | RPI  | RPI   | RPI       |
| DIV. I ONLY       | 8- 19    | 283       | 2- 8           | 304        | 252         | 297           | 297  | 20   | 20    |           |
| DIV. I NON-CONF.  | 5- 7     | 204       | 0- 0           | 341        | 305         | 299           | 299  | 22   | 22    |           |
| TOTALS            | RPI 1-25 | RPI 26-50 | W-L RECORDS    | RPI 51-100 | RPI 101-150 | RPI 150+      |      |      |       |           |
| 8- 19             | 0- 2     | 0- 0      | OVERALL        | 0- 0       | 1- 4        | 7- 13         |      |      |       |           |
| 4- 7              | 0- 1     | 0- 0      | HOME           | 0- 0       | 1- 1        | 3- 5          |      |      |       |           |
| 3- 10             | 0- 1     | 0- 0      | AWAY           | 0- 0       | 0- 2        | 3- 7          |      |      |       |           |
| 1- 2              | 0- 0     | 0- 0      | NEUTRAL        | 0- 0       | 0- 1        | 1- 1          |      |      |       |           |
| 5- 7              | 0- 0     | 0- 0      | NON-CONFERENCE | 0- 0       | 0- 0        | 5- 7          |      |      |       |           |
| 2- 2              | 0- 0     | 0- 0      | HOME           | 0- 0       | 0- 0        | 2- 2          |      |      |       |           |
| 2- 4              | 0- 0     | 0- 0      | AWAY           | 0- 0       | 0- 0        | 2- 4          |      |      |       |           |
| 1- 1              | 0- 0     | 0- 0      | NEUTRAL        | 0- 0       | 0- 0        | 1- 1          |      |      |       |           |
| 3- 12             | 0- 2     | 0- 0      | CONFERENCE     | 0- 0       | 1- 4        | 2- 6          |      |      |       |           |
| 2- 5              | 0- 1     | 0- 0      | HOME           | 0- 0       | 1- 1        | 1- 3          |      |      |       |           |
| 1- 6              | 0- 1     | 0- 0      | AWAY           | 0- 0       | 0- 2        | 1- 3          |      |      |       |           |
| 0- 1              | 0- 0     | 0- 0      | NEUTRAL        | 0- 0       | 0- 1        | 0- 0          |      |      |       |           |

| RPI                       | S | Opponent    | Score | RPI | S | Opponent | Score | RPI | S | Opponent        | Score | RPI | S | Opponent | Score | Team's RPI: 297 |
|---------------------------|---|-------------|-------|-----|---|----------|-------|-----|---|-----------------|-------|-----|---|----------|-------|-----------------|
| 20                        | A | Chattanooga | 52 83 |     |   |          |       | 108 | A | East Tenn. St.  | 40 51 |     |   |          |       |                 |
| 20                        | H | Chattanooga | 41 66 |     |   |          |       | 108 | H | East Tenn. St.  | 60 63 |     |   |          |       |                 |
|                           |   |             |       |     |   |          |       | 108 | N | East Tenn. St.  | 53 73 |     |   |          |       |                 |
|                           |   |             |       |     |   |          |       | 145 | A | Furman          | 72 84 |     |   |          |       |                 |
|                           |   |             |       |     |   |          |       | 145 | H | Furman          | 77 64 |     |   |          |       |                 |
|                           |   |             |       |     |   |          |       | 185 | A | Wake Forest     | 59 77 |     |   |          |       |                 |
|                           |   |             |       |     |   |          |       | 191 | A | Mercer          | 60 82 |     |   |          |       |                 |
|                           |   |             |       |     |   |          |       | 191 | H | Mercer          | 51 68 |     |   |          |       |                 |
|                           |   |             |       |     |   |          |       | 200 | A | Virginia Tech   | 58 79 |     |   |          |       |                 |
|                           |   |             |       |     |   |          |       | 201 | H | Campbell        | 67 57 |     |   |          |       |                 |
|                           |   |             |       |     |   |          |       | 202 | A | Samford         | 52 68 |     |   |          |       |                 |
|                           |   |             |       |     |   |          |       | 202 | H | Samford         | 50 60 |     |   |          |       |                 |
|                           |   |             |       |     |   |          |       | 221 | H | USC Upstate     | 63 59 |     |   |          |       |                 |
|                           |   |             |       |     |   |          |       | 222 | A | UNCW            | 64 53 |     |   |          |       |                 |
|                           |   |             |       |     |   |          |       | 237 | A | North Florida   | 45 62 |     |   |          |       |                 |
|                           |   |             |       |     |   |          |       | 242 | H | Presbyterian    | 44 51 |     |   |          |       |                 |
|                           |   |             |       |     |   |          |       | 253 | A | Bethune-Cookman | 53 63 |     |   |          |       |                 |
|                           |   |             |       |     |   |          |       | 289 | N | Eastern Ky.     | 62 71 |     |   |          |       |                 |
|                           |   |             |       |     |   |          |       | 305 | A | UNC Asheville   | 79 66 |     |   |          |       |                 |
|                           |   |             |       |     |   |          |       | 309 | A | UNC Greensboro  | 86 80 |     |   |          |       |                 |
|                           |   |             |       |     |   |          |       | 309 | H | UNC Greensboro  | 70 49 |     |   |          |       |                 |
|                           |   |             |       |     |   |          |       | 314 | A | Wofford         | 49 59 |     |   |          |       |                 |
|                           |   |             |       |     |   |          |       | 314 | H | Wofford         | 55 63 |     |   |          |       |                 |
|                           |   |             |       |     |   |          |       | 333 | N | FIU             | 83 69 |     |   |          |       |                 |
|                           |   |             |       |     |   |          |       | 339 | H | N.C. Central    | 59 64 |     |   |          |       |                 |
| LAST 12 Division I GAMES: |   |             |       |     |   |          |       |     |   |                 |       |     |   |          |       |                 |
|                           |   |             |       |     |   |          |       | 108 | N | East Tenn. St.  | 53 73 |     |   |          |       |                 |
|                           |   |             |       |     |   |          |       | 309 | A | UNC Greensboro  | 86 80 |     |   |          |       |                 |
|                           |   |             |       |     |   |          |       | 145 | H | Furman          | 77 64 |     |   |          |       |                 |
|                           |   |             |       |     |   |          |       | 314 | H | Wofford         | 55 63 |     |   |          |       |                 |
|                           |   |             |       |     |   |          |       | 20  | H | Chattanooga     | 41 66 |     |   |          |       |                 |
|                           |   |             |       |     |   |          |       | 108 | A | East Tenn. St.  | 40 51 |     |   |          |       |                 |
|                           |   |             |       |     |   |          |       | 191 | A | Mercer          | 60 82 |     |   |          |       |                 |
|                           |   |             |       |     |   |          |       | 108 | H | East Tenn. St.  | 60 63 |     |   |          |       |                 |
|                           |   |             |       |     |   |          |       | 314 | A | Wofford         | 49 59 |     |   |          |       |                 |
|                           |   |             |       |     |   |          |       | 145 | A | Furman          | 72 84 |     |   |          |       |                 |
|                           |   |             |       |     |   |          |       | 309 | H | UNC Greensboro  | 70 49 |     |   |          |       |                 |
|                           |   |             |       |     |   |          |       | 202 | A | Samford         | 52 68 |     |   |          |       |                 |

Non-Div I Games: North Greenville 75 74 Livingstone 66 55 Montreat 110 37

Western Caro.

Loss, Non-Conf, S Site, H Home A Away N Neutral

|                   |          |           |                |            |             |               |      |      |       |           |
|-------------------|----------|-----------|----------------|------------|-------------|---------------|------|------|-------|-----------|
| Average RPI Win:  | 294      | WON-LOST  | WINNING        | LAST 10    | STRENGTH OF | OPP. STRENGTH | TEAM | ADJ. | CONF. | ADJ CONF. |
| Average RPI Loss: | 155      | RECORD    | PCT. RANK      | GAMES      | SCHEDULE    | OF SCHEDULE   | RPI  | RPI  | RPI   | RPI       |
| DIV. I ONLY       | 15- 13   | 152       | 5- 5           | 333        | 266         | 233           | 233  | 25   | 25    |           |
| DIV. I NON-CONF.  | 6- 5     | 145       | 0- 0           | 346        | 328         | 261           | 261  | 25   | 25    |           |
| TOTALS            | RPI 1-25 | RPI 26-50 | W-L RECORDS    | RPI 51-100 | RPI 101-150 | RPI 150+      |      |      |       |           |
| 15- 13            | 0- 0     | 0- 2      | OVERALL        | 0- 2       | 0- 1        | 15- 8         |      |      |       |           |
| 8- 4              | 0- 0     | 0- 1      | HOME           | 0- 1       | 0- 0        | 8- 2          |      |      |       |           |
| 7- 8              | 0- 0     | 0- 1      | AWAY           | 0- 1       | 0- 1        | 7- 5          |      |      |       |           |
| 0- 1              | 0- 0     | 0- 0      | NEUTRAL        | 0- 0       | 0- 0        | 0- 1          |      |      |       |           |
| 6- 5              | 0- 0     | 0- 0      | NON-CONFERENCE | 0- 0       | 0- 1        | 6- 4          |      |      |       |           |
| 3- 1              | 0- 0     | 0- 0      | HOME           | 0- 0       | 0- 0        | 3- 1          |      |      |       |           |
| 3- 4              | 0- 0     | 0- 0      | AWAY           | 0- 0       | 0- 1        | 3- 3          |      |      |       |           |
| 0- 0              | 0- 0     | 0- 0      | NEUTRAL        | 0- 0       | 0- 0        | 0- 0          |      |      |       |           |
| 9- 8              | 0- 0     | 0- 2      | CONFERENCE     | 0- 2       | 0- 0        | 9- 4          |      |      |       |           |
| 5- 3              | 0- 0     | 0- 1      | HOME           | 0- 1       | 0- 0        | 5- 1          |      |      |       |           |
| 4- 4              | 0- 0     | 0- 1      | AWAY           | 0- 1       | 0- 0        | 4- 2          |      |      |       |           |
| 0- 1              | 0- 0     | 0- 0      | NEUTRAL        | 0- 0       | 0- 0        | 0- 1          |      |      |       |           |

| RPI S                     | Opponent           | Score | RPI S | Opponent           | Score | RPI S | Opponent       | Score | RPI S | Opponent            | Score | Team's RPI: 233 |
|---------------------------|--------------------|-------|-------|--------------------|-------|-------|----------------|-------|-------|---------------------|-------|-----------------|
| 47                        | A South Dakota St. | 49 69 | 47    | H South Dakota St. | 61 74 | 72    | A South Dakota | 75 78 | 102   | A Missouri          | 52 89 |                 |
|                           |                    |       |       |                    |       |       |                |       | 158   | A Oral Roberts      | 73 76 |                 |
|                           |                    |       |       |                    |       |       |                |       | 158   | H Oral Roberts      | 61 68 |                 |
|                           |                    |       |       |                    |       |       |                |       | 177   | H North Dakota      | 77 85 |                 |
|                           |                    |       |       |                    |       |       |                |       | 207   | A Ill.-Chicago      | 54 67 |                 |
|                           |                    |       |       |                    |       |       |                |       | 216   | A IUPUI             | 69 62 |                 |
|                           |                    |       |       |                    |       |       |                |       | 216   | H IUPUI             | 73 62 |                 |
|                           |                    |       |       |                    |       |       |                |       | 216   | N IUPUI             | 59 66 |                 |
|                           |                    |       |       |                    |       |       |                |       | 217   | A Fla. Atlantic     | 88 90 |                 |
|                           |                    |       |       |                    |       |       |                |       | 247   | A Marquette         | 57 65 |                 |
|                           |                    |       |       |                    |       |       |                |       | 267   | A North Dakota St.  | 66 60 |                 |
|                           |                    |       |       |                    |       |       |                |       | 267   | H North Dakota St.  | 88 66 |                 |
|                           |                    |       |       |                    |       |       |                |       | 283   | H Milwaukee         | 79 59 |                 |
|                           |                    |       |       |                    |       |       |                |       | 294   | A Omaha             | 51 54 |                 |
|                           |                    |       |       |                    |       |       |                |       | 294   | H Omaha             | 71 56 |                 |
|                           |                    |       |       |                    |       |       |                |       | 299   | H Eastern Ill.      | 63 54 |                 |
|                           |                    |       |       |                    |       |       |                |       | 309   | A Denver            | 93 66 |                 |
|                           |                    |       |       |                    |       |       |                |       | 309   | H Denver            | 75 56 |                 |
|                           |                    |       |       |                    |       |       |                |       | 315   | A IPFW              | 98 85 |                 |
|                           |                    |       |       |                    |       |       |                |       | 315   | H IPFW              | 59 55 |                 |
|                           |                    |       |       |                    |       |       |                |       | 316   | A Southeast Mo. St. | 79 62 |                 |
|                           |                    |       |       |                    |       |       |                |       | 318   | A Bradley           | 75 63 |                 |
|                           |                    |       |       |                    |       |       |                |       | 342   | H UMKC              | 71 48 |                 |
|                           |                    |       |       |                    |       |       |                |       | 345   | A Chicago St.       | 90 55 |                 |
| LAST 12 Division I GAMES: |                    |       |       |                    |       |       |                |       |       |                     |       |                 |
| 216                       | N IUPUI            | 59 66 | 294   | A Omaha            | 51 54 |       |                |       |       |                     |       |                 |
| 72                        | A South Dakota     | 75 78 | 267   | A North Dakota St. | 66 60 |       |                |       |       |                     |       |                 |
| 47                        | A South Dakota St. | 49 69 | 315   | H IPFW             | 59 55 |       |                |       |       |                     |       |                 |
| 309                       | H Denver           | 75 56 | 216   | H IUPUI            | 73 62 |       |                |       |       |                     |       |                 |
| 158                       | H Oral Roberts     | 61 68 | 267   | H North Dakota St. | 88 66 |       |                |       |       |                     |       |                 |
| 216                       | A IUPUI            | 69 62 | 47    | H South Dakota St. | 61 74 |       |                |       |       |                     |       |                 |

Non-Div I Games: Eureka 91 50 William Woods 89 42

Western Ill.

|                   |          |           |                |            |             |               |      |      |       |           |
|-------------------|----------|-----------|----------------|------------|-------------|---------------|------|------|-------|-----------|
| Average RPI Win:  | 190      | WON-LOST  | WINNING        | LAST 10    | STRENGTH OF | OPP. STRENGTH | TEAM | ADJ. | CONF. | ADJ CONF. |
| Average RPI Loss: | 76       | RECORD    | PCT. RANK      | GAMES      | SCHEDULE    | OF SCHEDULE   | RPI  | RPI  | RPI   | RPI       |
| DIV. I ONLY       | 27- 4    | 13        | 9- 1           | 120        | 155         | 30            | 30   | 17   | 17    |           |
| DIV. I NON-CONF.  | 11- 2    | 29        | 0- 0           | 68         | 154         | 16            | 16   | 18   | 18    |           |
| TOTALS            | RPI 1-25 | RPI 26-50 | W-L RECORDS    | RPI 51-100 | RPI 101-150 | RPI 150+      |      |      |       |           |
| 27- 4             | 0- 1     | 0- 1      | OVERALL        | 4- 1       | 6- 0        | 17- 1         |      |      |       |           |
| 14- 1             | 0- 0     | 0- 0      | HOME           | 2- 1       | 4- 0        | 8- 0          |      |      |       |           |
| 12- 3             | 0- 1     | 0- 1      | AWAY           | 1- 0       | 2- 0        | 9- 1          |      |      |       |           |
| 1- 0              | 0- 0     | 0- 0      | NEUTRAL        | 1- 0       | 0- 0        | 0- 0          |      |      |       |           |
| 11- 2             | 0- 1     | 0- 1      | NON-CONFERENCE | 3- 0       | 3- 0        | 5- 0          |      |      |       |           |
| 6- 0              | 0- 0     | 0- 0      | HOME           | 1- 0       | 2- 0        | 3- 0          |      |      |       |           |
| 4- 2              | 0- 1     | 0- 1      | AWAY           | 1- 0       | 1- 0        | 2- 0          |      |      |       |           |
| 1- 0              | 0- 0     | 0- 0      | NEUTRAL        | 1- 0       | 0- 0        | 0- 0          |      |      |       |           |
| 16- 2             | 0- 0     | 0- 0      | CONFERENCE     | 1- 1       | 3- 0        | 12- 1         |      |      |       |           |
| 8- 1              | 0- 0     | 0- 0      | HOME           | 1- 1       | 2- 0        | 5- 0          |      |      |       |           |
| 8- 1              | 0- 0     | 0- 0      | AWAY           | 0- 0       | 1- 0        | 7- 1          |      |      |       |           |
| 0- 0              | 0- 0     | 0- 0      | NEUTRAL        | 0- 0       | 0- 0        | 0- 0          |      |      |       |           |

| RPI 1-25                  |   |               |       | RPI 26-50 |   |                 |       | Team's RPI: 30 |   |                |       | RPI 51-100 |   |                |       | RPI 101+ |   |          |       |
|---------------------------|---|---------------|-------|-----------|---|-----------------|-------|----------------|---|----------------|-------|------------|---|----------------|-------|----------|---|----------|-------|
| RPI                       | S | Opponent      | Score | RPI       | S | Opponent        | Score | RPI            | S | Opponent       | Score | RPI        | S | Opponent       | Score | RPI      | S | Opponent | Score |
| 7                         | A | Louisville    | 67 89 | 29        | A | Mississippi St. | 77 88 | 53             | N | Tulane         | 69 64 | 101        | H | Ole Miss       | 98 69 |          |   |          |       |
|                           |   |               |       |           |   |                 |       | 66             | H | Middle Tenn.   | 63 60 | 103        | A | Hofstra        | 70 65 |          |   |          |       |
|                           |   |               |       |           |   |                 |       | 83             | H | Albany (NY)    | 63 54 | 120        | H | Ball St.       | 84 59 |          |   |          |       |
|                           |   |               |       |           |   |                 |       | 93             | H | Southern Miss. | 61 63 | 121        | H | Louisiana Tech | 82 66 |          |   |          |       |
|                           |   |               |       |           |   |                 |       | 99             | A | Colorado       | 79 78 | 128        | A | Old Dominion   | 76 60 |          |   |          |       |
|                           |   |               |       |           |   |                 |       |                |   |                |       | 128        | H | Old Dominion   | 71 62 |          |   |          |       |
|                           |   |               |       |           |   |                 |       |                |   |                |       | 172        | A | Belmont        | 66 50 |          |   |          |       |
|                           |   |               |       |           |   |                 |       |                |   |                |       | 173        | A | UTSA           | 63 64 |          |   |          |       |
|                           |   |               |       |           |   |                 |       |                |   |                |       | 174        | A | Charlotte      | 76 61 |          |   |          |       |
|                           |   |               |       |           |   |                 |       |                |   |                |       | 174        | H | Charlotte      | 80 72 |          |   |          |       |
|                           |   |               |       |           |   |                 |       |                |   |                |       | 175        | A | Marshall       | 67 53 |          |   |          |       |
|                           |   |               |       |           |   |                 |       |                |   |                |       | 175        | H | Marshall       | 74 60 |          |   |          |       |
|                           |   |               |       |           |   |                 |       |                |   |                |       | 182        | H | UAB            | 59 51 |          |   |          |       |
|                           |   |               |       |           |   |                 |       |                |   |                |       | 217        | A | Fla. Atlantic  | 85 74 |          |   |          |       |
|                           |   |               |       |           |   |                 |       |                |   |                |       | 217        | H | Fla. Atlantic  | 80 43 |          |   |          |       |
|                           |   |               |       |           |   |                 |       |                |   |                |       | 244        | A | UTEP           | 80 74 |          |   |          |       |
|                           |   |               |       |           |   |                 |       |                |   |                |       | 249        | H | Central Ark.   | 93 57 |          |   |          |       |
|                           |   |               |       |           |   |                 |       |                |   |                |       | 260        | A | Austin Peay    | 91 68 |          |   |          |       |
|                           |   |               |       |           |   |                 |       |                |   |                |       | 266        | A | Rice           | 83 76 |          |   |          |       |
|                           |   |               |       |           |   |                 |       |                |   |                |       | 277        | H | Alabama St.    | 93 54 |          |   |          |       |
|                           |   |               |       |           |   |                 |       |                |   |                |       | 330        | A | North Texas    | 77 49 |          |   |          |       |
|                           |   |               |       |           |   |                 |       |                |   |                |       | 333        | A | FIU            | 88 47 |          |   |          |       |
|                           |   |               |       |           |   |                 |       |                |   |                |       | 333        | H | FIU            | 81 42 |          |   |          |       |
|                           |   |               |       |           |   |                 |       |                |   |                |       | 346        | H | Alabama A&M    | 96 44 |          |   |          |       |
| LAST 12 Division I GAMES: |   |               |       |           |   |                 |       |                |   |                |       |            |   |                |       |          |   |          |       |
| 128                       | H | Old Dominion  | 71 62 | 175       | H | Marshall        | 74 60 |                |   |                |       |            |   |                |       |          |   |          |       |
| 174                       | H | Charlotte     | 80 72 | 266       | A | Rice            | 83 76 |                |   |                |       |            |   |                |       |          |   |          |       |
| 333                       | A | FIU           | 88 47 | 330       | A | North Texas     | 77 49 |                |   |                |       |            |   |                |       |          |   |          |       |
| 217                       | A | Fla. Atlantic | 85 74 | 93        | H | Southern Miss.  | 61 63 |                |   |                |       |            |   |                |       |          |   |          |       |
| 66                        | H | Middle Tenn.  | 63 60 | 121       | H | Louisiana Tech  | 82 66 |                |   |                |       |            |   |                |       |          |   |          |       |
| 182                       | H | UAB           | 59 51 | 173       | A | UTSA            | 63 64 |                |   |                |       |            |   |                |       |          |   |          |       |

Non-Div I Games:

Western Ky.

■ Loss, 
■ Non-Conf, S Site, 
■ Home 
■ Away 
N Neutral

|                   |          |           |                |            |             |               |      |      |       |           |
|-------------------|----------|-----------|----------------|------------|-------------|---------------|------|------|-------|-----------|
| Average RPI Win:  | 208      | WON-LOST  | WINNING        | LAST 10    | STRENGTH OF | OPP. STRENGTH | TEAM | ADJ. | CONF. | ADJ CONF. |
| Average RPI Loss: | 105      | RECORD    | PCT. RANK      | GAMES      | SCHEDULE    | OF SCHEDULE   | RPI  | RPI  | RPI   | RPI       |
| DIV. I ONLY       | 17- 11   | 104       | 5- 5           | 136        | 167         | 94            | 94   | 15   | 15    |           |
| DIV. I NON-CONF.  | 5- 4     | 139       | 0- 0           | 207        | 102         | 101           | 101  | 17   | 17    |           |
| TOTALS            | RPI 1-25 | RPI 26-50 | W-L RECORDS    | RPI 51-100 | RPI 101-150 | RPI 150+      |      |      |       |           |
| 17- 11            | 0- 1     | 0- 1      | OVERALL        | 2- 2       | 3- 5        | 12- 2         |      |      |       |           |
| 10- 2             | 0- 0     | 0- 0      | HOME           | 2- 0       | 2- 2        | 6- 0          |      |      |       |           |
| 6- 9              | 0- 1     | 0- 1      | AWAY           | 0- 2       | 1- 3        | 5- 2          |      |      |       |           |
| 1- 0              | 0- 0     | 0- 0      | NEUTRAL        | 0- 0       | 0- 0        | 1- 0          |      |      |       |           |
| 5- 4              | 0- 1     | 0- 1      | NON-CONFERENCE | 0- 1       | 0- 0        | 5- 1          |      |      |       |           |
| 2- 0              | 0- 0     | 0- 0      | HOME           | 0- 0       | 0- 0        | 2- 0          |      |      |       |           |
| 2- 4              | 0- 1     | 0- 1      | AWAY           | 0- 1       | 0- 0        | 2- 1          |      |      |       |           |
| 1- 0              | 0- 0     | 0- 0      | NEUTRAL        | 0- 0       | 0- 0        | 1- 0          |      |      |       |           |
| 12- 7             | 0- 0     | 0- 0      | CONFERENCE     | 2- 1       | 3- 5        | 7- 1          |      |      |       |           |
| 8- 2              | 0- 0     | 0- 0      | HOME           | 2- 0       | 2- 2        | 4- 0          |      |      |       |           |
| 4- 5              | 0- 0     | 0- 0      | AWAY           | 0- 1       | 1- 3        | 3- 1          |      |      |       |           |
| 0- 0              | 0- 0     | 0- 0      | NEUTRAL        | 0- 0       | 0- 0        | 0- 0          |      |      |       |           |

| RPI 1-25                  |   |               |       | RPI 26-50 |   |               |       | RPI 51-100 |   |          |       | Team's RPI: 94 | RPI 101+ |   |                  |       |
|---------------------------|---|---------------|-------|-----------|---|---------------|-------|------------|---|----------|-------|----------------|----------|---|------------------|-------|
| RPI                       | S | Opponent      | Score | RPI       | S | Opponent      | Score | RPI        | S | Opponent | Score |                | RPI      | S | Opponent         | Score |
| 25                        | A | Green Bay     | 55 70 | 27        | A | Ohio St.      | 46 83 | 57         | H | Ohio     | 61 51 |                | 113      | A | Toledo           | 57 67 |
|                           |   |               |       |           |   |               |       | 69         | A | Michigan | 47 74 |                | 113      | H | Toledo           | 46 65 |
|                           |   |               |       |           |   |               |       | 81         | A | Akron    | 66 69 |                | 119      | A | Eastern Mich.    | 65 74 |
|                           |   |               |       |           |   |               |       | 81         | H | Akron    | 67 61 |                | 119      | H | Eastern Mich.    | 83 56 |
|                           |   |               |       |           |   |               |       |            |   |          |       |                | 120      | A | Ball St.         | 36 54 |
|                           |   |               |       |           |   |               |       |            |   |          |       |                | 120      | H | Ball St.         | 51 50 |
|                           |   |               |       |           |   |               |       |            |   |          |       |                | 136      | A | Buffalo          | 62 59 |
|                           |   |               |       |           |   |               |       |            |   |          |       |                | 136      | H | Buffalo          | 44 54 |
|                           |   |               |       |           |   |               |       |            |   |          |       |                | 168      | A | Central Mich.    | 51 63 |
|                           |   |               |       |           |   |               |       |            |   |          |       |                | 168      | H | Central Mich.    | 69 64 |
|                           |   |               |       |           |   |               |       |            |   |          |       |                | 183      | N | Holy Cross       | 51 40 |
|                           |   |               |       |           |   |               |       |            |   |          |       |                | 188      | A | Stony Brook      | 55 59 |
|                           |   |               |       |           |   |               |       |            |   |          |       |                | 192      | H | Massachusetts    | 63 41 |
|                           |   |               |       |           |   |               |       |            |   |          |       |                | 223      | A | Detroit          | 71 57 |
|                           |   |               |       |           |   |               |       |            |   |          |       |                | 250      | A | Northern Ill.    | 60 51 |
|                           |   |               |       |           |   |               |       |            |   |          |       |                | 250      | H | Northern Ill.    | 50 45 |
|                           |   |               |       |           |   |               |       |            |   |          |       |                | 267      | H | North Dakota St. | 74 59 |
|                           |   |               |       |           |   |               |       |            |   |          |       |                | 274      | A | Miami (OH)       | 61 53 |
|                           |   |               |       |           |   |               |       |            |   |          |       |                | 287      | A | Kent St.         | 78 55 |
|                           |   |               |       |           |   |               |       |            |   |          |       |                | 291      | H | Bowling Green    | 82 52 |
|                           |   |               |       |           |   |               |       |            |   |          |       |                | 291      | H | Bowling Green    | 65 42 |
|                           |   |               |       |           |   |               |       |            |   |          |       |                | 345      | A | Chicago St.      | 73 43 |
| LAST 12 Division I GAMES: |   |               |       |           |   |               |       |            |   |          |       |                |          |   |                  |       |
| 291                       | H | Bowling Green | 65 42 | 136       | H | Buffalo       | 44 54 |            |   |          |       |                |          |   |                  |       |
| 250                       | H | Northern Ill. | 50 45 | 250       | A | Northern Ill. | 60 51 |            |   |          |       |                |          |   |                  |       |
| 119                       | A | Eastern Mich. | 65 74 | 168       | H | Central Mich. | 69 64 |            |   |          |       |                |          |   |                  |       |
| 120                       | H | Ball St.      | 51 50 | 81        | A | Akron         | 66 69 |            |   |          |       |                |          |   |                  |       |
| 113                       | A | Toledo        | 57 67 | 274       | A | Miami (OH)    | 61 53 |            |   |          |       |                |          |   |                  |       |
| 168                       | A | Central Mich. | 51 63 | 119       | H | Eastern Mich. | 83 56 |            |   |          |       |                |          |   |                  |       |

Non-Div I Games: Kentucky St. 70 45 Trine 81 45

Western Mich.

Loss, Non-Conf, S Site, H Home A Away N Neutral

|                   |          |           |                |            |             |               |      |      |       |           |
|-------------------|----------|-----------|----------------|------------|-------------|---------------|------|------|-------|-----------|
| Average RPI Win:  | 200      | WON-LOST  | WINNING        | LAST 10    | STRENGTH OF | OPP. STRENGTH | TEAM | ADJ. | CONF. | ADJ CONF. |
| Average RPI Loss: | 57       | RECORD    | PCT. RANK      | GAMES      | SCHEDULE    | OF SCHEDULE   | RPI  | RPI  | RPI   | RPI       |
| DIV. I ONLY       | 26- 4    | 14        | 9- 1           | 200        | 125         | 38            | 38   | 19   | 19    |           |
| DIV. I NON-CONF.  | 9- 3     | 60        | 0- 0           | 94         | 31          | 49            | 49   | 16   | 16    |           |
| TOTALS            | RPI 1-25 | RPI 26-50 | W-L RECORDS    | RPI 51-100 | RPI 101-150 | RPI 150+      |      |      |       |           |
| 26- 4             | 0- 2     | 1- 0      | OVERALL        | 3- 1       | 5- 1        | 17- 0         |      |      |       |           |
| 16- 0             | 0- 0     | 0- 0      | HOME           | 3- 0       | 3- 0        | 10- 0         |      |      |       |           |
| 8- 3              | 0- 1     | 0- 0      | AWAY           | 0- 1       | 2- 1        | 6- 0          |      |      |       |           |
| 2- 1              | 0- 1     | 1- 0      | NEUTRAL        | 0- 0       | 0- 0        | 1- 0          |      |      |       |           |
| 9- 3              | 0- 2     | 1- 0      | NON-CONFERENCE | 2- 0       | 1- 1        | 5- 0          |      |      |       |           |
| 7- 0              | 0- 0     | 0- 0      | HOME           | 2- 0       | 1- 0        | 4- 0          |      |      |       |           |
| 0- 2              | 0- 1     | 0- 0      | AWAY           | 0- 0       | 0- 1        | 0- 0          |      |      |       |           |
| 2- 1              | 0- 1     | 1- 0      | NEUTRAL        | 0- 0       | 0- 0        | 1- 0          |      |      |       |           |
| 17- 1             | 0- 0     | 0- 0      | CONFERENCE     | 1- 1       | 4- 0        | 12- 0         |      |      |       |           |
| 9- 0              | 0- 0     | 0- 0      | HOME           | 1- 0       | 2- 0        | 6- 0          |      |      |       |           |
| 8- 1              | 0- 0     | 0- 0      | AWAY           | 0- 1       | 2- 0        | 6- 0          |      |      |       |           |
| 0- 0              | 0- 0     | 0- 0      | NEUTRAL        | 0- 0       | 0- 0        | 0- 0          |      |      |       |           |

| RPI 1-25                  |   |               |       | RPI 26-50 |   |                |       | Team's RPI: 38 |   |            |       | RPI 51-100 |   |                 |       | RPI 101+ |   |          |       |
|---------------------------|---|---------------|-------|-----------|---|----------------|-------|----------------|---|------------|-------|------------|---|-----------------|-------|----------|---|----------|-------|
| RPI                       | S | Opponent      | Score | RPI       | S | Opponent       | Score | RPI            | S | Opponent   | Score | RPI        | S | Opponent        | Score | RPI      | S | Opponent | Score |
| 2                         | A | Tennessee     | 51 54 | 27        | N | Ohio St.       | 70 55 | 62             | H | Kansas St. | 51 48 | 122        | A | UNI             | 70 52 |          |   |          |       |
| 14                        | N | FGCU          | 39 56 |           |   |                |       | 79             | A | Drake      | 61 64 | 122        | H | UNI             | 66 54 |          |   |          |       |
|                           |   |               |       |           |   |                |       | 79             | H | Drake      | 80 59 | 123        | A | Missouri St.    | 71 59 |          |   |          |       |
|                           |   |               |       |           |   |                |       | 88             | H | Creighton  | 65 56 | 123        | H | Missouri St.    | 69 50 |          |   |          |       |
|                           |   |               |       |           |   |                |       |                |   |            |       | 134        | A | Eastern Wash.   | 58 86 |          |   |          |       |
|                           |   |               |       |           |   |                |       |                |   |            |       | 149        | H | Texas-Arlington | 71 61 |          |   |          |       |
|                           |   |               |       |           |   |                |       |                |   |            |       | 163        | A | Southern Ill.   | 69 61 |          |   |          |       |
|                           |   |               |       |           |   |                |       |                |   |            |       | 163        | H | Southern Ill.   | 80 61 |          |   |          |       |
|                           |   |               |       |           |   |                |       |                |   |            |       | 170        | A | Indiana St.     | 62 54 |          |   |          |       |
|                           |   |               |       |           |   |                |       |                |   |            |       | 170        | H | Indiana St.     | 63 52 |          |   |          |       |
|                           |   |               |       |           |   |                |       |                |   |            |       | 196        | H | Winthrop        | 66 20 |          |   |          |       |
|                           |   |               |       |           |   |                |       |                |   |            |       | 198        | N | Clemson         | 63 48 |          |   |          |       |
|                           |   |               |       |           |   |                |       |                |   |            |       | 220        | H | La.-Monroe      | 57 42 |          |   |          |       |
|                           |   |               |       |           |   |                |       |                |   |            |       | 251        | A | Evansville      | 77 63 |          |   |          |       |
|                           |   |               |       |           |   |                |       |                |   |            |       | 251        | H | Evansville      | 54 44 |          |   |          |       |
|                           |   |               |       |           |   |                |       |                |   |            |       | 296        | H | Sam Houston St. | 70 46 |          |   |          |       |
|                           |   |               |       |           |   |                |       |                |   |            |       | 307        | A | Loyola Chicago  | 65 41 |          |   |          |       |
|                           |   |               |       |           |   |                |       |                |   |            |       | 307        | H | Loyola Chicago  | 64 55 |          |   |          |       |
|                           |   |               |       |           |   |                |       |                |   |            |       | 318        | A | Bradley         | 61 45 |          |   |          |       |
|                           |   |               |       |           |   |                |       |                |   |            |       | 318        | H | Bradley         | 66 36 |          |   |          |       |
|                           |   |               |       |           |   |                |       |                |   |            |       | 323        | A | Illinois St.    | 46 41 |          |   |          |       |
|                           |   |               |       |           |   |                |       |                |   |            |       | 323        | H | Illinois St.    | 85 38 |          |   |          |       |
|                           |   |               |       |           |   |                |       |                |   |            |       | 337        | H | Ark.-Pine Bluff | 55 26 |          |   |          |       |
| LAST 12 Division I GAMES: |   |               |       |           |   |                |       |                |   |            |       |            |   |                 |       |          |   |          |       |
| 170                       | A | Indiana St.   | 62 54 | 318       | H | Bradley        | 66 36 |                |   |            |       |            |   |                 |       |          |   |          |       |
| 251                       | A | Evansville    | 77 63 | 307       | H | Loyola Chicago | 64 55 |                |   |            |       |            |   |                 |       |          |   |          |       |
| 122                       | H | UNI           | 66 54 | 123       | H | Missouri St.   | 69 50 |                |   |            |       |            |   |                 |       |          |   |          |       |
| 79                        | H | Drake         | 80 59 | 79        | A | Drake          | 61 64 |                |   |            |       |            |   |                 |       |          |   |          |       |
| 163                       | A | Southern Ill. | 69 61 | 122       | A | UNI            | 70 52 |                |   |            |       |            |   |                 |       |          |   |          |       |
| 323                       | A | Illinois St.  | 46 41 | 163       | H | Southern Ill.  | 80 61 |                |   |            |       |            |   |                 |       |          |   |          |       |

Non-Div I Games:

Wichita St.



William & Mary

Through Games Of March 10, 2015

|                   |          |           |                |            |             |               |      |      |       |           |
|-------------------|----------|-----------|----------------|------------|-------------|---------------|------|------|-------|-----------|
| Average RPI Win:  | 231      | WON-LOST  | WINNING        | LAST 10    | STRENGTH OF | OPP. STRENGTH | TEAM | ADJ. | CONF. | ADJ CONF. |
| Average RPI Loss: | 124      | RECORD    | PCT. RANK      | GAMES      | SCHEDULE    | OF SCHEDULE   | RPI  | RPI  | RPI   | RPI       |
| DIV. I ONLY       | 15- 14   | 170       | 7- 3           | 196        | 175         | 178           | 178  | 13   | 13    |           |
| DIV. I NON-CONF.  | 6- 5     | 145       | 0- 0           | 188        | 312         | 160           | 160  | 11   | 11    |           |
| TOTALS            | RPI 1-25 | RPI 26-50 | W-L RECORDS    | RPI 51-100 | RPI 101-150 | RPI 150+      |      |      |       |           |
| 15- 14            | 0- 0     | 0- 2      | OVERALL        | 1- 3       | 2- 4        | 12- 5         |      |      |       |           |
| 8- 6              | 0- 0     | 0- 1      | HOME           | 0- 3       | 2- 1        | 6- 1          |      |      |       |           |
| 7- 8              | 0- 0     | 0- 1      | AWAY           | 1- 0       | 0- 3        | 6- 4          |      |      |       |           |
| 0- 0              | 0- 0     | 0- 0      | NEUTRAL        | 0- 0       | 0- 0        | 0- 0          |      |      |       |           |
| 6- 5              | 0- 0     | 0- 0      | NON-CONFERENCE | 0- 2       | 1- 1        | 5- 2          |      |      |       |           |
| 3- 2              | 0- 0     | 0- 0      | HOME           | 0- 2       | 1- 0        | 2- 0          |      |      |       |           |
| 3- 3              | 0- 0     | 0- 0      | AWAY           | 0- 0       | 0- 1        | 3- 2          |      |      |       |           |
| 0- 0              | 0- 0     | 0- 0      | NEUTRAL        | 0- 0       | 0- 0        | 0- 0          |      |      |       |           |
| 9- 9              | 0- 0     | 0- 2      | CONFERENCE     | 1- 1       | 1- 3        | 7- 3          |      |      |       |           |
| 5- 4              | 0- 0     | 0- 1      | HOME           | 0- 1       | 1- 1        | 4- 1          |      |      |       |           |
| 4- 5              | 0- 0     | 0- 1      | AWAY           | 1- 0       | 0- 2        | 3- 2          |      |      |       |           |
| 0- 0              | 0- 0     | 0- 0      | NEUTRAL        | 0- 0       | 0- 0        | 0- 0          |      |      |       |           |

| RPI 1-25                  |   |          |       | RPI 26-50 |   |                    |       | RPI 51-100 |   |               |       | RPI 101+ |   |                    |       | Team's RPI: 178 |  |
|---------------------------|---|----------|-------|-----------|---|--------------------|-------|------------|---|---------------|-------|----------|---|--------------------|-------|-----------------|--|
| RPI                       | S | Opponent | Score | RPI       | S | Opponent           | Score | RPI        | S | Opponent      | Score | RPI      | S | Opponent           | Score |                 |  |
|                           |   |          |       | 28        | A | James Madison      | 50 92 | 65         | A | Drexel        | 72 68 | 103      | A | Hofstra            | 46 52 |                 |  |
|                           |   |          |       | 28        | H | James Madison      | 43 65 | 65         | H | Drexel        | 46 49 | 103      | H | Hofstra            | 57 56 |                 |  |
|                           |   |          |       |           |   |                    |       | 90         | H | Richmond      | 56 59 | 104      | A | Elon               | 60 64 |                 |  |
|                           |   |          |       |           |   |                    |       | 91         | H | Maine         | 51 54 | 104      | H | Elon               | 59 72 |                 |  |
|                           |   |          |       |           |   |                    |       |            |   |               |       | 128      | A | Old Dominion       | 58 65 |                 |  |
|                           |   |          |       |           |   |                    |       |            |   |               |       | 141      | H | VCU                | 56 48 |                 |  |
|                           |   |          |       |           |   |                    |       |            |   |               |       | 152      | A | High Point         | 80 87 |                 |  |
|                           |   |          |       |           |   |                    |       |            |   |               |       | 181      | A | N.C. A&T           | 59 57 |                 |  |
|                           |   |          |       |           |   |                    |       |            |   |               |       | 184      | A | La Salle           | 71 78 |                 |  |
|                           |   |          |       |           |   |                    |       |            |   |               |       | 197      | A | Delaware           | 50 48 |                 |  |
|                           |   |          |       |           |   |                    |       |            |   |               |       | 197      | H | Delaware           | 56 61 |                 |  |
|                           |   |          |       |           |   |                    |       |            |   |               |       | 204      | A | Radford            | 81 71 |                 |  |
|                           |   |          |       |           |   |                    |       |            |   |               |       | 222      | A | UNCW               | 62 63 |                 |  |
|                           |   |          |       |           |   |                    |       |            |   |               |       | 222      | H | UNCW               | 67 62 |                 |  |
|                           |   |          |       |           |   |                    |       |            |   |               |       | 243      | A | Towson             | 69 77 |                 |  |
|                           |   |          |       |           |   |                    |       |            |   |               |       | 243      | H | Towson             | 68 56 |                 |  |
|                           |   |          |       |           |   |                    |       |            |   |               |       | 281      | A | Col. of Charleston | 84 55 |                 |  |
|                           |   |          |       |           |   |                    |       |            |   |               |       | 281      | H | Col. of Charleston | 74 59 |                 |  |
|                           |   |          |       |           |   |                    |       |            |   |               |       | 286      | H | Loyola Maryland    | 72 71 |                 |  |
|                           |   |          |       |           |   |                    |       |            |   |               |       | 304      | A | Northeastern       | 72 66 |                 |  |
|                           |   |          |       |           |   |                    |       |            |   |               |       | 304      | H | Northeastern       | 62 47 |                 |  |
|                           |   |          |       |           |   |                    |       |            |   |               |       | 314      | A | Wofford            | 71 51 |                 |  |
|                           |   |          |       |           |   |                    |       |            |   |               |       | 343      | H | Longwood           | 90 55 |                 |  |
| LAST 12 Division I GAMES: |   |          |       |           |   |                    |       |            |   |               |       |          |   |                    |       |                 |  |
|                           |   |          |       | 243       | H | Towson             | 68 56 | 103        | A | Hofstra       | 46 52 |          |   |                    |       |                 |  |
|                           |   |          |       | 304       | H | Northeastern       | 62 47 | 65         | A | Drexel        | 72 68 |          |   |                    |       |                 |  |
|                           |   |          |       | 281       | A | Col. of Charleston | 84 55 | 304        | A | Northeastern  | 72 66 |          |   |                    |       |                 |  |
|                           |   |          |       | 104       | A | Elon               | 60 64 | 222        | H | UNCW          | 67 62 |          |   |                    |       |                 |  |
|                           |   |          |       | 281       | H | Col. of Charleston | 74 59 | 103        | H | Hofstra       | 57 56 |          |   |                    |       |                 |  |
|                           |   |          |       | 197       | H | Delaware           | 56 61 | 28         | A | James Madison | 50 92 |          |   |                    |       |                 |  |

Non-Div I Games:

William & Mary

Loss, Non-Conf, S Site, H Home A Away N Neutral

## Winthrop

Through Games Of March 10, 2015

|                   |          |           |                |            |             |               |      |      |       |           |
|-------------------|----------|-----------|----------------|------------|-------------|---------------|------|------|-------|-----------|
| Average RPI Win:  | 262      | WON-LOST  | WINNING        | LAST 10    | STRENGTH OF | OPP. STRENGTH | TEAM | ADJ. | CONF. | ADJ CONF. |
| Average RPI Loss: | 166      | RECORD    | PCT. RANK      | GAMES      | SCHEDULE    | OF SCHEDULE   | RPI  | RPI  | RPI   | RPI       |
| DIV. I ONLY       | 16- 13   | 144       | 6- 4           | 259        | 294         | 196           | 196  | 28   | 28    |           |
| DIV. I NON-CONF.  | 3- 5     | 215       | 0- 0           | 128        | 51          | 187           | 187  | 31   | 31    |           |
| TOTALS            | RPI 1-25 | RPI 26-50 | W-L RECORDS    | RPI 51-100 | RPI 101-150 | RPI 150+      |      |      |       |           |
| 16- 13            | 0- 1     | 0- 2      | OVERALL        | 1- 1       | 1- 1        | 14- 8         |      |      |       |           |
| 11- 2             | 0- 0     | 0- 0      | HOME           | 1- 0       | 1- 1        | 9- 1          |      |      |       |           |
| 5- 9              | 0- 1     | 0- 2      | AWAY           | 0- 1       | 0- 0        | 5- 5          |      |      |       |           |
| 0- 2              | 0- 0     | 0- 0      | NEUTRAL        | 0- 0       | 0- 0        | 0- 2          |      |      |       |           |
| 3- 5              | 0- 1     | 0- 2      | NON-CONFERENCE | 0- 0       | 1- 1        | 2- 1          |      |      |       |           |
| 2- 1              | 0- 0     | 0- 0      | HOME           | 0- 0       | 1- 1        | 1- 0          |      |      |       |           |
| 1- 3              | 0- 1     | 0- 2      | AWAY           | 0- 0       | 0- 0        | 1- 0          |      |      |       |           |
| 0- 1              | 0- 0     | 0- 0      | NEUTRAL        | 0- 0       | 0- 0        | 0- 1          |      |      |       |           |
| 13- 8             | 0- 0     | 0- 0      | CONFERENCE     | 1- 1       | 0- 0        | 12- 7         |      |      |       |           |
| 9- 1              | 0- 0     | 0- 0      | HOME           | 1- 0       | 0- 0        | 8- 1          |      |      |       |           |
| 4- 6              | 0- 0     | 0- 0      | AWAY           | 0- 1       | 0- 0        | 4- 5          |      |      |       |           |
| 0- 1              | 0- 0     | 0- 0      | NEUTRAL        | 0- 0       | 0- 0        | 0- 1          |      |      |       |           |

| RPI 1-25                  |   |           |       | RPI 26-50 |   |               |       | RPI 51-100 |   |                |       | RPI 101+ Team's RPI: 196 |   |                |       |
|---------------------------|---|-----------|-------|-----------|---|---------------|-------|------------|---|----------------|-------|--------------------------|---|----------------|-------|
| RPI                       | S | Opponent  | Score | RPI       | S | Opponent      | Score | RPI        | S | Opponent       | Score | RPI                      | S | Opponent       | Score |
| 2                         | A | Tennessee | 48 81 | 27        | A | Ohio St.      | 52 66 | 64         | A | Liberty        | 71 91 | 145                      | H | Furman         | 55 73 |
|                           |   |           |       | 38        | A | Wichita St.   | 20 66 | 64         | H | Liberty        | 63 58 | 150                      | H | Auburn         | 56 54 |
|                           |   |           |       |           |   |               |       |            |   |                |       | 152                      | A | High Point     | 55 81 |
|                           |   |           |       |           |   |               |       |            |   |                |       | 152                      | H | High Point     | 91 74 |
|                           |   |           |       |           |   |               |       |            |   |                |       | 201                      | A | Campbell       | 52 62 |
|                           |   |           |       |           |   |               |       |            |   |                |       | 201                      | H | Campbell       | 61 59 |
|                           |   |           |       |           |   |               |       |            |   |                |       | 201                      | N | Campbell       | 52 65 |
|                           |   |           |       |           |   |               |       |            |   |                |       | 204                      | A | Radford        | 47 55 |
|                           |   |           |       |           |   |               |       |            |   |                |       | 204                      | H | Radford        | 66 45 |
|                           |   |           |       |           |   |               |       |            |   |                |       | 235                      | N | George Mason   | 57 69 |
|                           |   |           |       |           |   |               |       |            |   |                |       | 242                      | A | Presbyterian   | 60 53 |
|                           |   |           |       |           |   |               |       |            |   |                |       | 242                      | H | Presbyterian   | 54 51 |
|                           |   |           |       |           |   |               |       |            |   |                |       | 264                      | H | Davidson       | 75 60 |
|                           |   |           |       |           |   |               |       |            |   |                |       | 279                      | A | Gardner-Webb   | 62 75 |
|                           |   |           |       |           |   |               |       |            |   |                |       | 279                      | H | Gardner-Webb   | 65 79 |
|                           |   |           |       |           |   |               |       |            |   |                |       | 305                      | A | UNC Asheville  | 57 54 |
|                           |   |           |       |           |   |               |       |            |   |                |       | 305                      | H | UNC Asheville  | 75 55 |
|                           |   |           |       |           |   |               |       |            |   |                |       | 334                      | A | Coastal Caro.  | 62 81 |
|                           |   |           |       |           |   |               |       |            |   |                |       | 334                      | H | Coastal Caro.  | 81 68 |
|                           |   |           |       |           |   |               |       |            |   |                |       | 339                      | A | N.C. Central   | 71 63 |
|                           |   |           |       |           |   |               |       |            |   |                |       | 343                      | A | Longwood       | 63 62 |
|                           |   |           |       |           |   |               |       |            |   |                |       | 343                      | H | Longwood       | 81 48 |
|                           |   |           |       |           |   |               |       |            |   |                |       | 348                      | A | Charleston So. | 79 50 |
|                           |   |           |       |           |   |               |       |            |   |                |       | 348                      | H | Charleston So. | 77 40 |
| LAST 12 Division I GAMES: |   |           |       |           |   |               |       |            |   |                |       |                          |   |                |       |
|                           |   |           |       | 201       | N | Campbell      | 52 65 | 152        | H | High Point     | 91 74 |                          |   |                |       |
|                           |   |           |       | 242       | A | Presbyterian  | 60 53 | 305        | A | UNC Asheville  | 57 54 |                          |   |                |       |
|                           |   |           |       | 64        | A | Liberty       | 71 91 | 201        | A | Campbell       | 52 62 |                          |   |                |       |
|                           |   |           |       | 334       | H | Coastal Caro. | 81 68 | 348        | H | Charleston So. | 77 40 |                          |   |                |       |
|                           |   |           |       | 204       | H | Radford       | 66 45 | 343        | A | Longwood       | 63 62 |                          |   |                |       |
|                           |   |           |       | 279       | A | Gardner-Webb  | 62 75 | 242        | H | Presbyterian   | 54 51 |                          |   |                |       |

Non-Div I Games: Gallaudet 117 43

Winthrop

Loss, Non-Conf, S Site, H Home A Away N Neutral

| Average RPI Win:  | 183      | WON-LOST  | WINNING        | LAST 10    | STRENGTH OF | OPP. STRENGTH | TEAM | ADJ. | CONF. | ADJ CONF. |
|-------------------|----------|-----------|----------------|------------|-------------|---------------|------|------|-------|-----------|
| Average RPI Loss: | 50       | RECORD    | PCT. RANK      | GAMES      | SCHEDULE    | OF SCHEDULE   | RPI  | RPI  | RPI   | RPI       |
| DIV. I ONLY       | 9- 20    | 272       | 2- 8           | 37         | 7           | 160           | 160  | 4    | 4     |           |
| DIV. I NON-CONF.  | 4- 6     | 207       | 0- 0           | 86         | 14          | 159           | 159  | 2    | 2     |           |
| TOTALS            | RPI 1-25 | RPI 26-50 | W-L RECORDS    | RPI 51-100 | RPI 101-150 | RPI 150+      |      |      |       |           |
| 9- 20             | 0- 5     | 0- 8      | OVERALL        | 1- 5       | 2- 1        | 6- 1          |      |      |       |           |
| 5- 8              | 0- 2     | 0- 5      | HOME           | 1- 1       | 0- 0        | 4- 0          |      |      |       |           |
| 4- 9              | 0- 2     | 0- 3      | AWAY           | 0- 3       | 2- 0        | 2- 1          |      |      |       |           |
| 0- 3              | 0- 1     | 0- 0      | NEUTRAL        | 0- 1       | 0- 1        | 0- 0          |      |      |       |           |
| 4- 6              | 0- 2     | 0- 0      | NON-CONFERENCE | 0- 4       | 0- 0        | 4- 0          |      |      |       |           |
| 3- 1              | 0- 0     | 0- 0      | HOME           | 0- 1       | 0- 0        | 3- 0          |      |      |       |           |
| 1- 3              | 0- 1     | 0- 0      | AWAY           | 0- 2       | 0- 0        | 1- 0          |      |      |       |           |
| 0- 2              | 0- 1     | 0- 0      | NEUTRAL        | 0- 1       | 0- 0        | 0- 0          |      |      |       |           |
| 5- 14             | 0- 3     | 0- 8      | CONFERENCE     | 1- 1       | 2- 1        | 2- 1          |      |      |       |           |
| 2- 7              | 0- 2     | 0- 5      | HOME           | 1- 0       | 0- 0        | 1- 0          |      |      |       |           |
| 3- 6              | 0- 1     | 0- 3      | AWAY           | 0- 1       | 2- 0        | 1- 1          |      |      |       |           |
| 0- 1              | 0- 0     | 0- 0      | NEUTRAL        | 0- 0       | 0- 1        | 0- 0          |      |      |       |           |

| RPI                       | S | Opponent       | Score | RPI | S | Opponent     | Score | RPI | S | Opponent      | Score | RPI | S | Opponent     | Score | Team's RPI: 160 |
|---------------------------|---|----------------|-------|-----|---|--------------|-------|-----|---|---------------|-------|-----|---|--------------|-------|-----------------|
| 3                         | N | South Carolina | 44 67 | 27  | H | Ohio St.     | 73 85 | 63  | H | Vanderbilt    | 58 67 | 109 | A | Illinois     | 73 62 |                 |
| 6                         | H | Maryland       | 70 81 | 33  | A | Northwestern | 46 68 | 66  | A | Miami (FL)    | 54 66 | 130 | A | Purdue       | 65 56 |                 |
| 9                         | A | Iowa           | 74 78 | 33  | H | Northwestern | 83 86 | 68  | N | East Carolina | 43 61 | 130 | N | Purdue       | 56 58 |                 |
| 9                         | H | Iowa           | 75 87 | 36  | A | Nebraska     | 63 70 | 69  | H | Michigan      | 63 53 | 158 | H | Oral Roberts | 70 52 |                 |
| 25                        | A | Green Bay      | 43 53 | 36  | H | Nebraska     | 72 89 | 78  | A | Michigan St.  | 71 77 | 161 | A | Florida      | 51 48 |                 |
|                           |   |                |       | 42  | H | Rutgers      | 63 73 | 79  | A | Drake         | 77 89 | 166 | A | Indiana      | 52 69 |                 |
|                           |   |                |       | 43  | A | Minnesota    | 82 93 |     |   |               |       | 227 | A | Penn St.     | 62 56 |                 |
|                           |   |                |       | 43  | H | Minnesota    | 60 72 |     |   |               |       | 227 | H | Penn St.     | 65 46 |                 |
|                           |   |                |       |     |   |              |       |     |   |               |       | 247 | H | Marquette    | 89 64 |                 |
|                           |   |                |       |     |   |              |       |     |   |               |       | 323 | H | Illinois St. | 71 60 |                 |
| LAST 12 Division I GAMES: |   |                |       |     |   |              |       |     |   |               |       |     |   |              |       |                 |
| 130                       | N | Purdue         | 56 58 | 43  | A | Minnesota    | 82 93 |     |   |               |       |     |   |              |       |                 |
| 227                       | A | Penn St.       | 62 56 | 9   | H | Iowa         | 75 87 |     |   |               |       |     |   |              |       |                 |
| 9                         | A | Iowa           | 74 78 | 109 | A | Illinois     | 73 62 |     |   |               |       |     |   |              |       |                 |
| 33                        | H | Northwestern   | 83 86 | 27  | H | Ohio St.     | 73 85 |     |   |               |       |     |   |              |       |                 |
| 6                         | H | Maryland       | 70 81 | 78  | A | Michigan St. | 71 77 |     |   |               |       |     |   |              |       |                 |
| 36                        | A | Nebraska       | 63 70 | 36  | H | Nebraska     | 72 89 |     |   |               |       |     |   |              |       |                 |

Non-Div I Games:

Wisconsin

■ Loss, 
■ Non-Conf, 
■ S Site, 
■ H Home 
■ A Away 
N Neutral

|                              |          |           |                |             |               |          |      |       |           |
|------------------------------|----------|-----------|----------------|-------------|---------------|----------|------|-------|-----------|
| Average RPI Win: <b>316</b>  | WON-LOST | WINNING   | LAST 10        | STRENGTH OF | OPP. STRENGTH | TEAM     | ADJ. | CONF. | ADJ CONF. |
| Average RPI Loss: <b>186</b> | RECORD   | PCT. RANK | GAMES          | SCHEDULE    | OF SCHEDULE   | RPI      | RPI  | RPI   | RPI       |
| DIV. I ONLY                  | 6- 22    | 310       | 3- 7           | 266         | 296           | 314      | 314  | 20    | 20        |
| DIV. I NON-CONF.             | 3- 10    | 287       | 0- 0           | 312         | 349           | 328      | 328  | 22    | 22        |
| TOTALS                       | RPI 1-25 | RPI 26-50 | W-L RECORDS    | RPI 51-100  | RPI 101-150   | RPI 150+ |      |       |           |
| 6- 22                        | 0- 2     | 0- 0      | OVERALL        | 0- 1        | 0- 4          | 6- 15    |      |       |           |
| 3- 9                         | 0- 1     | 0- 0      | HOME           | 0- 0        | 0- 2          | 3- 6     |      |       |           |
| 3- 11                        | 0- 1     | 0- 0      | AWAY           | 0- 1        | 0- 2          | 3- 7     |      |       |           |
| 0- 2                         | 0- 0     | 0- 0      | NEUTRAL        | 0- 0        | 0- 0          | 0- 2     |      |       |           |
| 3- 10                        | 0- 0     | 0- 0      | NON-CONFERENCE | 0- 1        | 0- 0          | 3- 9     |      |       |           |
| 1- 4                         | 0- 0     | 0- 0      | HOME           | 0- 0        | 0- 0          | 1- 4     |      |       |           |
| 2- 5                         | 0- 0     | 0- 0      | AWAY           | 0- 1        | 0- 0          | 2- 4     |      |       |           |
| 0- 1                         | 0- 0     | 0- 0      | NEUTRAL        | 0- 0        | 0- 0          | 0- 1     |      |       |           |
| 3- 12                        | 0- 2     | 0- 0      | CONFERENCE     | 0- 0        | 0- 4          | 3- 6     |      |       |           |
| 2- 5                         | 0- 1     | 0- 0      | HOME           | 0- 0        | 0- 2          | 2- 2     |      |       |           |
| 1- 6                         | 0- 1     | 0- 0      | AWAY           | 0- 0        | 0- 2          | 1- 3     |      |       |           |
| 0- 1                         | 0- 0     | 0- 0      | NEUTRAL        | 0- 0        | 0- 0          | 0- 1     |      |       |           |

| RPI 1-25                  |        |               |              | RPI 26-50 |   |                |              | RPI 51-100 |   |                |              | RPI 101+ Team's RPI: 314 |        |                    |              |
|---------------------------|--------|---------------|--------------|-----------|---|----------------|--------------|------------|---|----------------|--------------|--------------------------|--------|--------------------|--------------|
| RPI                       | S      | Opponent      | Score        | RPI       | S | Opponent       | Score        | RPI        | S | Opponent       | Score        | RPI                      | S      | Opponent           | Score        |
| 20                        | A      | Chattanooga   | 41 <b>68</b> |           |   |                |              | 57         | A | Ohio           | 37 <b>84</b> | 108                      | A      | East Tenn. St.     | 47 <b>69</b> |
| 20                        | H      | Chattanooga   | 43 <b>70</b> |           |   |                |              |            |   |                |              | 108                      | H      | East Tenn. St.     | 47 <b>79</b> |
|                           |        |               |              |           |   |                |              |            |   |                |              | 145                      | A      | Furman             | 56 <b>58</b> |
|                           |        |               |              |           |   |                |              |            |   |                |              | 145                      | H      | Furman             | 53 <b>70</b> |
|                           |        |               |              |           |   |                |              |            |   |                |              | 178                      | H      | William & Mary     | 51 <b>71</b> |
|                           |        |               |              |           |   |                |              |            |   |                |              | 189                      | A      | Xavier             | 51 <b>75</b> |
|                           |        |               |              |           |   |                |              |            |   |                |              | 191                      | A      | Mercer             | 51 <b>80</b> |
|                           |        |               |              |           |   |                |              |            |   |                |              | 191                      | H      | Mercer             | 51 <b>63</b> |
|                           |        |               |              |           |   |                |              |            |   |                |              | 191 N                    | Mercer | 54 <b>75</b>       |              |
|                           |        |               |              |           |   |                |              |            |   |                |              | 202                      | A      | Samford            | 50 <b>69</b> |
|                           |        |               |              |           |   |                |              |            |   |                |              | 202                      | H      | Samford            | 43 <b>68</b> |
|                           |        |               |              |           |   |                |              |            |   |                |              | 204                      | A      | Radford            | 59 <b>60</b> |
|                           |        |               |              |           |   |                |              |            |   |                |              | 206                      | A      | Jacksonville St.   | 55 <b>70</b> |
|                           |        |               |              |           |   |                |              |            |   |                |              | 237                      | A      | North Florida      | 60 <b>68</b> |
|                           |        |               |              |           |   |                |              |            |   |                |              | 279                      | H      | Gardner-Webb       | 60 <b>65</b> |
|                           |        |               |              |           |   |                |              |            |   |                |              | 284                      | H      | South Carolina St. | 53 <b>59</b> |
|                           |        |               |              |           |   |                |              |            |   |                |              | 297                      | A      | Western Caro.      | 63 55        |
|                           |        |               |              |           |   |                |              |            |   |                |              | 297                      | H      | Western Caro.      | 59 49        |
|                           |        |               |              |           |   |                |              |            |   |                |              | 298                      | H      | NJIT               | 50 <b>76</b> |
|                           |        |               |              |           |   |                |              |            |   |                |              | 305                      | A      | UNC Asheville      | 70 52        |
|                           |        |               |              |           |   |                |              |            |   |                |              | 309                      | A      | UNC Greensboro     | 59 <b>65</b> |
|                           |        |               |              |           |   |                |              |            |   |                |              | 309                      | H      | UNC Greensboro     | 77 64        |
|                           |        |               |              |           |   |                |              |            |   |                |              | 333 N                    | FIU    | 75 <b>83</b>       |              |
|                           |        |               |              |           |   |                |              |            |   |                |              | 339                      | A      | N.C. Central       | 69 55        |
|                           |        |               |              |           |   |                |              |            |   |                |              | 348                      | H      | Charleston So.     | 55 48        |
| LAST 12 Division I GAMES: |        |               |              |           |   |                |              |            |   |                |              |                          |        |                    |              |
| 191 N                     | Mercer | 54            | <b>75</b>    | 20        | A | Chattanooga    | 41 <b>68</b> | 202        | A | Samford        | 50 <b>69</b> | 297                      | H      | Western Caro.      | 59 49        |
| 145                       | H      | Furman        | 53 <b>70</b> | 309       | A | UNC Greensboro | 59 <b>65</b> | 309        | H | UNC Greensboro | 77 64        | 348                      | H      | Charleston So.     | 55 48        |
| 297                       | A      | Western Caro. | 63 55        | 191       | H | Mercer         | 51 <b>63</b> | 108        | A | East Tenn. St. | 47 <b>69</b> |                          |        |                    |              |
| 202                       | H      | Samford       | 43 <b>68</b> |           |   |                |              |            |   |                |              |                          |        |                    |              |

Non-Div I Games: Montreat 87 36 Bluefield Col. 69 45

Wofford

Loss, Non-Conf, S Site, H Home A Away N Neutral

|                   |          |           |                |            |             |               |      |      |       |           |
|-------------------|----------|-----------|----------------|------------|-------------|---------------|------|------|-------|-----------|
| Average RPI Win:  | 234      | WON-LOST  | WINNING        | LAST 10    | STRENGTH OF | OPP. STRENGTH | TEAM | ADJ. | CONF. | ADJ CONF. |
| Average RPI Loss: | 75       | RECORD    | PCT. RANK      | GAMES      | SCHEDULE    | OF SCHEDULE   | RPI  | RPI  | RPI   | RPI       |
| DIV. I ONLY       | 21- 7    | 35        | 8- 2           | 270        | 145         | 89            | 89   | 12   | 12    |           |
| DIV. I NON-CONF.  | 9- 3     | 60        | 0- 0           | 332        | 157         | 143           | 143  | 15   | 15    |           |
| TOTALS            | RPI 1-25 | RPI 26-50 | W-L RECORDS    | RPI 51-100 | RPI 101-150 | RPI 150+      |      |      |       |           |
| 21- 7             | 0- 3     | 0- 0      | OVERALL        | 1- 1       | 1- 3        | 19- 0         |      |      |       |           |
| 11- 2             | 0- 2     | 0- 0      | HOME           | 1- 0       | 1- 0        | 9- 0          |      |      |       |           |
| 8- 5              | 0- 1     | 0- 0      | AWAY           | 0- 1       | 0- 3        | 8- 0          |      |      |       |           |
| 2- 0              | 0- 0     | 0- 0      | NEUTRAL        | 0- 0       | 0- 0        | 2- 0          |      |      |       |           |
| 9- 3              | 0- 1     | 0- 0      | NON-CONFERENCE | 0- 0       | 0- 2        | 9- 0          |      |      |       |           |
| 4- 1              | 0- 1     | 0- 0      | HOME           | 0- 0       | 0- 0        | 4- 0          |      |      |       |           |
| 3- 2              | 0- 0     | 0- 0      | AWAY           | 0- 0       | 0- 2        | 3- 0          |      |      |       |           |
| 2- 0              | 0- 0     | 0- 0      | NEUTRAL        | 0- 0       | 0- 0        | 2- 0          |      |      |       |           |
| 12- 4             | 0- 2     | 0- 0      | CONFERENCE     | 1- 1       | 1- 1        | 10- 0         |      |      |       |           |
| 7- 1              | 0- 1     | 0- 0      | HOME           | 1- 0       | 1- 0        | 5- 0          |      |      |       |           |
| 5- 3              | 0- 1     | 0- 0      | AWAY           | 0- 1       | 0- 1        | 5- 0          |      |      |       |           |
| 0- 0              | 0- 0     | 0- 0      | NEUTRAL        | 0- 0       | 0- 0        | 0- 0          |      |      |       |           |

| RPI 1-25                  |   |               |       | RPI 26-50 |   |                |        | RPI 51-100 Team's RPI: 89 |   |                |       | RPI 101+ |   |               |        |
|---------------------------|---|---------------|-------|-----------|---|----------------|--------|---------------------------|---|----------------|-------|----------|---|---------------|--------|
| RPI                       | S | Opponent      | Score | RPI       | S | Opponent       | Score  | RPI                       | S | Opponent       | Score | RPI      | S | Opponent      | Score  |
| 13                        | H | Dayton        | 76 79 |           |   |                |        | 77                        | A | Youngstown St. | 70 75 | 111      | A | Cleveland St. | 63 67  |
| 25                        | A | Green Bay     | 45 61 |           |   |                |        | 77                        | H | Youngstown St. | 92 55 | 111      | H | Cleveland St. | 82 65  |
| 25                        | H | Green Bay     | 59 68 |           |   |                |        |                           |   |                |       | 130      | A | Purdue        | 46 70  |
|                           |   |               |       |           |   |                |        |                           |   |                |       | 144      | A | Butler        | 49 57  |
|                           |   |               |       |           |   |                |        |                           |   |                |       | 156      | A | Northern Ky.  | 72 60  |
|                           |   |               |       |           |   |                |        |                           |   |                |       | 163      | H | Southern Ill. | 70 50  |
|                           |   |               |       |           |   |                |        |                           |   |                |       | 186      | H | Lamar         | 82 61  |
|                           |   |               |       |           |   |                |        |                           |   |                |       | 207      | A | Ill.-Chicago  | 74 63  |
|                           |   |               |       |           |   |                |        |                           |   |                |       | 207      | H | Ill.-Chicago  | 74 54  |
|                           |   |               |       |           |   |                |        |                           |   |                |       | 223      | A | Detroit       | 74 59  |
|                           |   |               |       |           |   |                |        |                           |   |                |       | 223      | H | Detroit       | 76 57  |
|                           |   |               |       |           |   |                |        |                           |   |                |       | 236      | A | Oakland       | 108 89 |
|                           |   |               |       |           |   |                |        |                           |   |                |       | 236      | H | Oakland       | 92 66  |
|                           |   |               |       |           |   |                |        |                           |   |                |       | 252      | A | Lipscomb      | 79 66  |
|                           |   |               |       |           |   |                |        |                           |   |                |       | 260      | A | Austin Peay   | 85 73  |
|                           |   |               |       |           |   |                |        |                           |   |                |       | 272      | N | UC Irvine     | 80 42  |
|                           |   |               |       |           |   |                |        |                           |   |                |       | 280      | A | Valparaiso    | 80 62  |
|                           |   |               |       |           |   |                |        |                           |   |                |       | 280      | H | Valparaiso    | 95 66  |
|                           |   |               |       |           |   |                |        |                           |   |                |       | 283      | A | Milwaukee     | 80 58  |
|                           |   |               |       |           |   |                |        |                           |   |                |       | 283      | H | Milwaukee     | 91 73  |
|                           |   |               |       |           |   |                |        |                           |   |                |       | 309      | N | Denver        | 72 63  |
|                           |   |               |       |           |   |                |        |                           |   |                |       | 331      | H | Murray St.    | 75 68  |
|                           |   |               |       |           |   |                |        |                           |   |                |       | 345      | H | Chicago St.   | 81 40  |
| LAST 12 Division I GAMES: |   |               |       |           |   |                |        |                           |   |                |       |          |   |               |        |
| 283                       | H | Milwaukee     | 91 73 | 25        | A | Green Bay      | 45 61  |                           |   |                |       |          |   |               |        |
| 207                       | H | Ill.-Chicago  | 74 54 | 280       | H | Valparaiso     | 95 66  |                           |   |                |       |          |   |               |        |
| 223                       | A | Detroit       | 74 59 | 77        | H | Youngstown St. | 92 55  |                           |   |                |       |          |   |               |        |
| 236                       | H | Oakland       | 92 66 | 236       | A | Oakland        | 108 89 |                           |   |                |       |          |   |               |        |
| 111                       | A | Cleveland St. | 63 67 | 111       | H | Cleveland St.  | 82 65  |                           |   |                |       |          |   |               |        |
| 207                       | A | Ill.-Chicago  | 74 63 | 77        | A | Youngstown St. | 70 75  |                           |   |                |       |          |   |               |        |

Non-Div I Games: Otterbein 104 51 Central St. (OH) 118 70

Wright St.

Loss, Non-Conf, S Site, H Home A Away N Neutral

## Wyoming

Through Games Of March 10, 2015

|                   |          |           |                |            |             |               |      |      |       |           |
|-------------------|----------|-----------|----------------|------------|-------------|---------------|------|------|-------|-----------|
| Average RPI Win:  | 256      | WON-LOST  | WINNING        | LAST 10    | STRENGTH OF | OPP. STRENGTH | TEAM | ADJ. | CONF. | ADJ CONF. |
| Average RPI Loss: | 108      | RECORD    | PCT. RANK      | GAMES      | SCHEDULE    | OF SCHEDULE   | RPI  | RPI  | RPI   | RPI       |
| DIV. I ONLY       | 14- 14   | 173       | 7- 3           | 247        | 160         | 212           | 212  | 22   | 22    |           |
| DIV. I NON-CONF.  | 3- 5     | 215       | 0- 0           | 213        | 110         | 227           | 227  | 19   | 19    |           |
| TOTALS            | RPI 1-25 | RPI 26-50 | W-L RECORDS    | RPI 51-100 | RPI 101-150 | RPI 150+      |      |      |       |           |
| 14- 14            | 0- 0     | 0- 4      | OVERALL        | 1- 6       | 1- 0        | 12- 4         |      |      |       |           |
| 7- 5              | 0- 0     | 0- 2      | HOME           | 0- 2       | 0- 0        | 7- 1          |      |      |       |           |
| 5- 7              | 0- 0     | 0- 1      | AWAY           | 1- 3       | 1- 0        | 3- 3          |      |      |       |           |
| 2- 2              | 0- 0     | 0- 1      | NEUTRAL        | 0- 1       | 0- 0        | 2- 0          |      |      |       |           |
| 3- 5              | 0- 0     | 0- 1      | NON-CONFERENCE | 1- 2       | 0- 0        | 2- 2          |      |      |       |           |
| 1- 2              | 0- 0     | 0- 1      | HOME           | 0- 0       | 0- 0        | 1- 1          |      |      |       |           |
| 1- 2              | 0- 0     | 0- 0      | AWAY           | 1- 1       | 0- 0        | 0- 1          |      |      |       |           |
| 1- 1              | 0- 0     | 0- 0      | NEUTRAL        | 0- 1       | 0- 0        | 1- 0          |      |      |       |           |
| 11- 9             | 0- 0     | 0- 3      | CONFERENCE     | 0- 4       | 1- 0        | 10- 2         |      |      |       |           |
| 6- 3              | 0- 0     | 0- 1      | HOME           | 0- 2       | 0- 0        | 6- 0          |      |      |       |           |
| 4- 5              | 0- 0     | 0- 1      | AWAY           | 0- 2       | 1- 0        | 3- 2          |      |      |       |           |
| 1- 1              | 0- 0     | 0- 1      | NEUTRAL        | 0- 0       | 0- 0        | 1- 0          |      |      |       |           |

| RPI S                     | Opponent     | Score | RPI S | Opponent        | Score | RPI S | Opponent        | Score | RPI S | Opponent | Score | Team's RPI: 212 |
|---------------------------|--------------|-------|-------|-----------------|-------|-------|-----------------|-------|-------|----------|-------|-----------------|
| 39                        | H Gonzaga    | 56 70 | 56    | N Iowa St.      | 63 84 | 126   | A Boise St.     | 64 59 |       |          |       |                 |
| 50                        | A Fresno St. | 50 67 | 80    | A Colorado St.  | 58 67 | 162   | A Montana St.   | 52 79 |       |          |       |                 |
| 50                        | H Fresno St. | 65 66 | 80    | H Colorado St.  | 55 58 | 193   | H Idaho         | 66 77 |       |          |       |                 |
| 50                        | N Fresno St. | 66 74 | 98    | A Montana       | 60 54 | 225   | A San Jose St.  | 71 61 |       |          |       |                 |
|                           |              |       | 99    | A Colorado      | 71 76 | 225   | H San Jose St.  | 96 60 |       |          |       |                 |
|                           |              |       | 100   | A New Mexico    | 54 60 | 226   | A San Diego St. | 54 57 |       |          |       |                 |
|                           |              |       | 100   | H New Mexico    | 55 66 | 226   | H San Diego St. | 74 66 |       |          |       |                 |
|                           |              |       |       |                 |       | 232   | A UNLV          | 55 58 |       |          |       |                 |
|                           |              |       |       |                 |       | 232   | H UNLV          | 99 68 |       |          |       |                 |
|                           |              |       |       |                 |       | 273   | A Utah St.      | 61 57 |       |          |       |                 |
|                           |              |       |       |                 |       | 273   | H Utah St.      | 86 51 |       |          |       |                 |
|                           |              |       |       |                 |       | 285   | A Nevada        | 61 45 |       |          |       |                 |
|                           |              |       |       |                 |       | 285   | H Nevada        | 77 54 |       |          |       |                 |
|                           |              |       |       |                 |       | 309   | H Denver        | 82 41 |       |          |       |                 |
|                           |              |       |       |                 |       | 340   | N Howard        | 67 53 |       |          |       |                 |
|                           |              |       |       |                 |       | 344   | H Air Force     | 74 51 |       |          |       |                 |
|                           |              |       |       |                 |       | 344   | N Air Force     | 70 48 |       |          |       |                 |
| LAST 12 Division I GAMES: |              |       |       |                 |       |       |                 |       |       |          |       |                 |
| 50                        | N Fresno St. | 66 74 | 285   | H Nevada        | 77 54 |       |                 |       |       |          |       |                 |
| 344                       | N Air Force  | 70 48 | 225   | A San Jose St.  | 71 61 |       |                 |       |       |          |       |                 |
| 100                       | H New Mexico | 55 66 | 226   | H San Diego St. | 74 66 |       |                 |       |       |          |       |                 |
| 273                       | A Utah St.   | 61 57 | 344   | H Air Force     | 74 51 |       |                 |       |       |          |       |                 |
| 232                       | H UNLV       | 99 68 | 80    | A Colorado St.  | 58 67 |       |                 |       |       |          |       |                 |
| 50                        | A Fresno St. | 50 67 | 285   | A Nevada        | 61 45 |       |                 |       |       |          |       |                 |

Non-Div I Games: Western St. 104 29 South Dakota Mines 77 41

Wyoming

Loss, Non-Conf, S Site, H Home A Away N Neutral

|                   |          |           |                |            |             |               |      |      |       |           |
|-------------------|----------|-----------|----------------|------------|-------------|---------------|------|------|-------|-----------|
| Average RPI Win:  | 251      | WON-LOST  | WINNING        | LAST 10    | STRENGTH OF | OPP. STRENGTH | TEAM | ADJ. | CONF. | ADJ CONF. |
| Average RPI Loss: | 81       | RECORD    | PCT. RANK      | GAMES      | SCHEDULE    | OF SCHEDULE   | RPI  | RPI  | RPI   | RPI       |
| DIV. I ONLY       | 17- 14   | 147       | 5- 5           | 260        | 110         | 189           | 189  | 10   | 10    |           |
| DIV. I NON-CONF.  | 8- 3     | 71        | 0- 0           | 329        | 281         | 173           | 173  | 9    | 9     |           |
| TOTALS            | RPI 1-25 | RPI 26-50 | W-L RECORDS    | RPI 51-100 | RPI 101-150 | RPI 150+      |      |      |       |           |
| 17- 14            | 0- 0     | 0- 5      | OVERALL        | 2- 5       | 0- 3        | 15- 1         |      |      |       |           |
| 11- 5             | 0- 0     | 0- 2      | HOME           | 2- 1       | 0- 2        | 9- 0          |      |      |       |           |
| 5- 8              | 0- 0     | 0- 2      | AWAY           | 0- 4       | 0- 1        | 5- 1          |      |      |       |           |
| 1- 1              | 0- 0     | 0- 1      | NEUTRAL        | 0- 0       | 0- 0        | 1- 0          |      |      |       |           |
| 8- 3              | 0- 0     | 0- 0      | NON-CONFERENCE | 0- 1       | 0- 1        | 8- 1          |      |      |       |           |
| 6- 1              | 0- 0     | 0- 0      | HOME           | 0- 0       | 0- 1        | 6- 0          |      |      |       |           |
| 2- 2              | 0- 0     | 0- 0      | AWAY           | 0- 1       | 0- 0        | 2- 1          |      |      |       |           |
| 0- 0              | 0- 0     | 0- 0      | NEUTRAL        | 0- 0       | 0- 0        | 0- 0          |      |      |       |           |
| 9- 11             | 0- 0     | 0- 5      | CONFERENCE     | 2- 4       | 0- 2        | 7- 0          |      |      |       |           |
| 5- 4              | 0- 0     | 0- 2      | HOME           | 2- 1       | 0- 1        | 3- 0          |      |      |       |           |
| 3- 6              | 0- 0     | 0- 2      | AWAY           | 0- 3       | 0- 1        | 3- 0          |      |      |       |           |
| 1- 1              | 0- 0     | 0- 1      | NEUTRAL        | 0- 0       | 0- 0        | 1- 0          |      |      |       |           |

| RPI S                     | Opponent          | Score | RPI S | Opponent     | Score | RPI S | Opponent          | Score | RPI S | Opponent          | Score | Team's RPI: 189 |
|---------------------------|-------------------|-------|-------|--------------|-------|-------|-------------------|-------|-------|-------------------|-------|-----------------|
| 37                        | A DePaul          | 61 84 | 37    | A DePaul     | 63 87 | 66    | A Middle Tenn.    | 68 90 | 110   | H Virginia        | 62 71 |                 |
| 37                        | H DePaul          | 63 87 | 37    | H DePaul     | 63 87 | 76    | A Villanova       | 48 64 | 144   | A Butler          | 53 71 |                 |
| 37                        | N DePaul          | 53 87 | 37    | N DePaul     | 53 87 | 76    | H Villanova       | 34 54 | 144   | H Butler          | 54 58 |                 |
| 40                        | A Seton Hall      | 54 78 | 40    | A Seton Hall | 54 78 | 85    | A St. John's (NY) | 42 65 | 159   | A Kennesaw St.    | 60 61 |                 |
| 40                        | H Seton Hall      | 60 77 | 40    | H Seton Hall | 60 77 | 85    | H St. John's (NY) | 74 61 | 203   | H Robert Morris   | 70 65 |                 |
|                           |                   |       |       |              |       | 88    | A Creighton       | 65 74 | 241   | H Monmouth        | 61 45 |                 |
|                           |                   |       |       |              |       | 88    | H Creighton       | 66 65 | 242   | H Presbyterian    | 45 43 |                 |
|                           |                   |       |       |              |       |       |                   |       | 247   | A Marquette       | 74 71 |                 |
|                           |                   |       |       |              |       |       |                   |       | 247   | H Marquette       | 91 72 |                 |
|                           |                   |       |       |              |       |       |                   |       | 252   | H Lipscomb        | 62 38 |                 |
|                           |                   |       |       |              |       |       |                   |       | 257   | A Cincinnati      | 72 71 |                 |
|                           |                   |       |       |              |       |       |                   |       | 269   | A Providence      | 68 57 |                 |
|                           |                   |       |       |              |       |       |                   |       | 269   | H Providence      | 71 59 |                 |
|                           |                   |       |       |              |       |       |                   |       | 300   | A Georgetown      | 60 55 |                 |
|                           |                   |       |       |              |       |       |                   |       | 300   | H Georgetown      | 63 55 |                 |
|                           |                   |       |       |              |       |       |                   |       | 300   | N Georgetown      | 70 67 |                 |
|                           |                   |       |       |              |       |       |                   |       | 314   | H Wofford         | 75 51 |                 |
|                           |                   |       |       |              |       |       |                   |       | 324   | A Binghamton      | 89 71 |                 |
|                           |                   |       |       |              |       |       |                   |       | 337   | H Ark.-Pine Bluff | 89 52 |                 |
| LAST 12 Division I GAMES: |                   |       |       |              |       |       |                   |       |       |                   |       |                 |
| 37                        | N DePaul          | 53 87 | 300   | A Georgetown | 60 55 | 37    | H DePaul          | 63 87 |       |                   |       |                 |
| 300                       | N Georgetown      | 70 67 | 247   | H Marquette  | 91 72 | 269   | A Providence      | 68 57 |       |                   |       |                 |
| 85                        | H St. John's (NY) | 74 61 | 88    | A Creighton  | 65 74 | 144   | H Butler          | 54 58 |       |                   |       |                 |
| 40                        | H Seton Hall      | 60 77 |       |              |       |       |                   |       |       |                   |       |                 |
| 144                       | A Butler          | 53 71 |       |              |       |       |                   |       |       |                   |       |                 |
| 76                        | A Villanova       | 48 64 |       |              |       |       |                   |       |       |                   |       |                 |

Non-Div I Games:

Xavier

|                   |          |           |                |            |             |               |      |      |       |           |
|-------------------|----------|-----------|----------------|------------|-------------|---------------|------|------|-------|-----------|
| Average RPI Win:  | 228      | WON-LOST  | WINNING        | LAST 10    | STRENGTH OF | OPP. STRENGTH | TEAM | ADJ. | CONF. | ADJ CONF. |
| Average RPI Loss: | 82       | RECORD    | PCT. RANK      | GAMES      | SCHEDULE    | OF SCHEDULE   | RPI  | RPI  | RPI   | RPI       |
| DIV. I ONLY       | 13- 14   | 191       | 3- 7           | 71         | 121         | 124           | 124  | 7    | 7     |           |
| DIV. I NON-CONF.  | 6- 7     | 175       | 0- 0           | 137        | 184         | 154           | 154  | 10   | 10    |           |
| TOTALS            | RPI 1-25 | RPI 26-50 | W-L RECORDS    | RPI 51-100 | RPI 101-150 | RPI 150+      |      |      |       |           |
| 13- 14            | 0- 4     | 0- 1      | OVERALL        | 1- 3       | 1- 4        | 11- 2         |      |      |       |           |
| 8- 4              | 0- 1     | 0- 0      | HOME           | 1- 2       | 1- 1        | 6- 0          |      |      |       |           |
| 5- 9              | 0- 3     | 0- 1      | AWAY           | 0- 1       | 0- 2        | 5- 2          |      |      |       |           |
| 0- 1              | 0- 0     | 0- 0      | NEUTRAL        | 0- 0       | 0- 1        | 0- 0          |      |      |       |           |
| 6- 7              | 0- 2     | 0- 1      | NON-CONFERENCE | 1- 1       | 0- 1        | 5- 2          |      |      |       |           |
| 4- 1              | 0- 0     | 0- 0      | HOME           | 1- 1       | 0- 0        | 3- 0          |      |      |       |           |
| 2- 5              | 0- 2     | 0- 1      | AWAY           | 0- 0       | 0- 0        | 2- 2          |      |      |       |           |
| 0- 1              | 0- 0     | 0- 0      | NEUTRAL        | 0- 0       | 0- 1        | 0- 0          |      |      |       |           |
| 7- 7              | 0- 2     | 0- 0      | CONFERENCE     | 0- 2       | 1- 3        | 6- 0          |      |      |       |           |
| 4- 3              | 0- 1     | 0- 0      | HOME           | 0- 1       | 1- 1        | 3- 0          |      |      |       |           |
| 3- 4              | 0- 1     | 0- 0      | AWAY           | 0- 1       | 0- 2        | 3- 0          |      |      |       |           |
| 0- 0              | 0- 0     | 0- 0      | NEUTRAL        | 0- 0       | 0- 0        | 0- 0          |      |      |       |           |

| RPI S                     | Opponent      | Score | RPI S | Opponent     | Score | RPI S | Opponent          | Score | RPI S | Opponent        | Score | Team's RPI: 124 |
|---------------------------|---------------|-------|-------|--------------|-------|-------|-------------------|-------|-------|-----------------|-------|-----------------|
| 12                        | A Princeton   | 49 67 | 32    | A Washington | 51 81 | 52    | A Penn            | 33 59 | 116   | A Harvard       | 55 65 |                 |
| 12                        | H Princeton   | 50 56 |       |              |       | 52    | H Penn            | 42 61 | 116   | H Harvard       | 63 68 |                 |
| 16                        | A Arizona St. | 51 69 |       |              |       | 85    | H St. John's (NY) | 50 61 | 125   | A Cornell       | 37 56 |                 |
| 22                        | A Oklahoma    | 54 71 |       |              |       | 91    | H Maine           | 57 55 | 125   | H Cornell       | 60 53 |                 |
|                           |               |       |       |              |       |       |                   |       | 126   | N Boise St.     | 53 59 |                 |
|                           |               |       |       |              |       |       |                   |       | 154   | A Dartmouth     | 60 46 |                 |
|                           |               |       |       |              |       |       |                   |       | 154   | H Dartmouth     | 53 28 |                 |
|                           |               |       |       |              |       |       |                   |       | 164   | A Bucknell      | 66 73 |                 |
|                           |               |       |       |              |       |       |                   |       | 183   | H Holy Cross    | 83 70 |                 |
|                           |               |       |       |              |       |       |                   |       | 218   | A UMass Lowell  | 72 80 |                 |
|                           |               |       |       |              |       |       |                   |       | 231   | A Brown         | 79 69 |                 |
|                           |               |       |       |              |       |       |                   |       | 231   | H Brown         | 66 49 |                 |
|                           |               |       |       |              |       |       |                   |       | 241   | H Monmouth      | 62 58 |                 |
|                           |               |       |       |              |       |       |                   |       | 290   | A Columbia      | 67 57 |                 |
|                           |               |       |       |              |       |       |                   |       | 290   | H Columbia      | 55 47 |                 |
|                           |               |       |       |              |       |       |                   |       | 321   | H Boston U.     | 66 59 |                 |
|                           |               |       |       |              |       |       |                   |       | 325   | A Wagner        | 90 65 |                 |
|                           |               |       |       |              |       |       |                   |       | 327   | A Saint Peter's | 53 45 |                 |
| LAST 12 Division I GAMES: |               |       |       |              |       |       |                   |       |       |                 |       |                 |
| 154                       | H Dartmouth   | 53 28 | 12    | H Princeton  | 50 56 |       |                   |       |       |                 |       |                 |
| 116                       | H Harvard     | 63 68 | 52    | H Penn       | 42 61 |       |                   |       |       |                 |       |                 |
| 52                        | A Penn        | 33 59 | 116   | A Harvard    | 55 65 |       |                   |       |       |                 |       |                 |
| 12                        | A Princeton   | 49 67 | 154   | A Dartmouth  | 60 46 |       |                   |       |       |                 |       |                 |
| 290                       | A Columbia    | 67 57 | 125   | H Cornell    | 60 53 |       |                   |       |       |                 |       |                 |
| 125                       | A Cornell     | 37 56 | 290   | H Columbia   | 55 47 |       |                   |       |       |                 |       |                 |

Non-Div I Games: Alas. Anchorage 63 72

Yale



|                   |          |           |                |            |             |               |      |      |       |           |
|-------------------|----------|-----------|----------------|------------|-------------|---------------|------|------|-------|-----------|
| Average RPI Win:  | 211      | WON-LOST  | WINNING        | LAST 10    | STRENGTH OF | OPP. STRENGTH | TEAM | ADJ. | CONF. | ADJ CONF. |
| Average RPI Loss: | 120      | RECORD    | PCT. RANK      | GAMES      | SCHEDULE    | OF SCHEDULE   | RPI  | RPI  | RPI   | RPI       |
| DIV. I ONLY       | 18- 9    | 78        | 6- 4           | 121        | 225         | 77            | 77   | 12   | 12    |           |
| DIV. I NON-CONF.  | 9- 2     | 35        | 0- 0           | 111        | 272         | 31            | 31   | 15   | 15    |           |
| TOTALS            | RPI 1-25 | RPI 26-50 | W-L RECORDS    | RPI 51-100 | RPI 101-150 | RPI 150+      |      |      |       |           |
| 18- 9             | 0- 2     | 0- 1      | OVERALL        | 2- 1       | 1- 2        | 15- 3         |      |      |       |           |
| 8- 3              | 0- 1     | 0- 0      | HOME           | 2- 0       | 1- 0        | 5- 2          |      |      |       |           |
| 9- 6              | 0- 1     | 0- 1      | AWAY           | 0- 1       | 0- 2        | 9- 1          |      |      |       |           |
| 1- 0              | 0- 0     | 0- 0      | NEUTRAL        | 0- 0       | 0- 0        | 1- 0          |      |      |       |           |
| 9- 2              | 0- 0     | 0- 1      | NON-CONFERENCE | 1- 0       | 0- 1        | 8- 0          |      |      |       |           |
| 3- 0              | 0- 0     | 0- 0      | HOME           | 1- 0       | 0- 0        | 2- 0          |      |      |       |           |
| 5- 2              | 0- 0     | 0- 1      | AWAY           | 0- 0       | 0- 1        | 5- 0          |      |      |       |           |
| 1- 0              | 0- 0     | 0- 0      | NEUTRAL        | 0- 0       | 0- 0        | 1- 0          |      |      |       |           |
| 9- 7              | 0- 2     | 0- 0      | CONFERENCE     | 1- 1       | 1- 1        | 7- 3          |      |      |       |           |
| 5- 3              | 0- 1     | 0- 0      | HOME           | 1- 0       | 1- 0        | 3- 2          |      |      |       |           |
| 4- 4              | 0- 1     | 0- 0      | AWAY           | 0- 1       | 0- 1        | 4- 1          |      |      |       |           |
| 0- 0              | 0- 0     | 0- 0      | NEUTRAL        | 0- 0       | 0- 0        | 0- 0          |      |      |       |           |

| RPI 1-25                  |   |               |       | RPI 26-50 |   |              |       | RPI 51-100 Team's RPI: 77 |   |            |       | RPI 101+ |   |               |       |
|---------------------------|---|---------------|-------|-----------|---|--------------|-------|---------------------------|---|------------|-------|----------|---|---------------|-------|
| RPI                       | S | Opponent      | Score | RPI       | S | Opponent     | Score | RPI                       | S | Opponent   | Score | RPI      | S | Opponent      | Score |
| 25                        | A | Green Bay     | 43 66 | 41        | A | Pittsburgh   | 52 78 | 81                        | H | Akron      | 75 62 | 111      | A | Cleveland St. | 62 73 |
| 25                        | H | Green Bay     | 27 73 |           |   |              |       | 89                        | A | Wright St. | 55 92 | 111      | H | Cleveland St. | 79 65 |
|                           |   |               |       |           |   |              |       | 89                        | H | Wright St. | 75 70 | 125      | A | Cornell       | 63 75 |
|                           |   |               |       |           |   |              |       |                           |   |            |       | 157      | A | Tennessee St. | 73 66 |
|                           |   |               |       |           |   |              |       |                           |   |            |       | 164      | H | Bucknell      | 69 54 |
|                           |   |               |       |           |   |              |       |                           |   |            |       | 203      | A | Robert Morris | 73 65 |
|                           |   |               |       |           |   |              |       |                           |   |            |       | 204      | A | Radford       | 70 44 |
|                           |   |               |       |           |   |              |       |                           |   |            |       | 207      | A | Ill.-Chicago  | 69 66 |
|                           |   |               |       |           |   |              |       |                           |   |            |       | 207      | H | Ill.-Chicago  | 63 66 |
|                           |   |               |       |           |   |              |       |                           |   |            |       | 210      | N | Nicholls St.  | 51 50 |
|                           |   |               |       |           |   |              |       |                           |   |            |       | 223      | A | Detroit       | 70 65 |
|                           |   |               |       |           |   |              |       |                           |   |            |       | 223      | H | Detroit       | 58 59 |
|                           |   |               |       |           |   |              |       |                           |   |            |       | 236      | A | Oakland       | 82 85 |
|                           |   |               |       |           |   |              |       |                           |   |            |       | 236      | H | Oakland       | 76 54 |
|                           |   |               |       |           |   |              |       |                           |   |            |       | 239      | H | Niagara       | 83 61 |
|                           |   |               |       |           |   |              |       |                           |   |            |       | 261      | A | Canisius      | 80 48 |
|                           |   |               |       |           |   |              |       |                           |   |            |       | 280      | A | Valparaiso    | 87 69 |
|                           |   |               |       |           |   |              |       |                           |   |            |       | 280      | H | Valparaiso    | 80 57 |
|                           |   |               |       |           |   |              |       |                           |   |            |       | 283      | A | Milwaukee     | 79 73 |
|                           |   |               |       |           |   |              |       |                           |   |            |       | 283      | H | Milwaukee     | 87 64 |
|                           |   |               |       |           |   |              |       |                           |   |            |       | 287      | A | Kent St.      | 68 49 |
| LAST 12 Division I GAMES: |   |               |       |           |   |              |       |                           |   |            |       |          |   |               |       |
| 280                       | H | Valparaiso    | 80 57 | 236       | H | Oakland      | 76 54 |                           |   |            |       |          |   |               |       |
| 111                       | A | Cleveland St. | 62 73 | 207       | H | Ill.-Chicago | 63 66 |                           |   |            |       |          |   |               |       |
| 25                        | H | Green Bay     | 27 73 | 89        | A | Wright St.   | 55 92 |                           |   |            |       |          |   |               |       |
| 280                       | A | Valparaiso    | 87 69 | 283       | H | Milwaukee    | 87 64 |                           |   |            |       |          |   |               |       |
| 283                       | A | Milwaukee     | 79 73 | 223       | H | Detroit      | 58 59 |                           |   |            |       |          |   |               |       |
| 223                       | A | Detroit       | 70 65 | 236       | A | Oakland      | 82 85 |                           |   |            |       |          |   |               |       |

Non-Div I Games: Oberlin 92 43 Ohio Valley 84 33

Youngstown St.

Loss, Non-Conf, S Site, H Home A Away N Neutral