

Average RPI Win:	296	WON-LOST	WINNING	LAST 10	STRENGTH OF	OPP. STRENGTH	TEAM	ADJ.	CONF.	ADJ CONF.
Average RPI Loss:	172	RECORD	PCT. RANK	GAMES	SCHEDULE	OF SCHEDULE	RPI	RPI	RPI	RPI
DIV. I ONLY	11- 17	231	6- 4	259	316	270	270	27	27	
DIV. I NON-CONF.	1- 7	313	0- 0	43	320	276	276	27	27	
TOTALS	RPI 1-25	RPI 26-50	W-L RECORDS	RPI 51-100	RPI 101-150	RPI 150+				
11- 17	0- 1	0- 1	OVERALL	0- 2	0- 4	11- 9				
7- 5	0- 0	0- 1	HOME	0- 1	0- 2	7- 1				
2- 11	0- 1	0- 0	AWAY	0- 1	0- 2	2- 7				
2- 1	0- 0	0- 0	NEUTRAL	0- 0	0- 0	2- 1				
1- 7	0- 1	0- 1	NON-CONFERENCE	0- 0	0- 0	1- 5				
1- 2	0- 0	0- 1	HOME	0- 0	0- 0	1- 1				
0- 4	0- 1	0- 0	AWAY	0- 0	0- 0	0- 3				
0- 1	0- 0	0- 0	NEUTRAL	0- 0	0- 0	0- 1				
10- 10	0- 0	0- 0	CONFERENCE	0- 2	0- 4	10- 4				
6- 3	0- 0	0- 0	HOME	0- 1	0- 2	6- 0				
2- 7	0- 0	0- 0	AWAY	0- 1	0- 2	2- 4				
2- 0	0- 0	0- 0	NEUTRAL	0- 0	0- 0	2- 0				

RPI 1-25				RPI 26-50				RPI 51-100				RPI 101+ Team's RPI: 270			
RPI	S	Opponent	Score	RPI	S	Opponent	Score	RPI	S	Opponent	Score	RPI	S	Opponent	Score
21	A	Texas A&M	55 84	49	H	Toledo	60 76	96	H	Central Ark.	41 49	106	A	Abilene Christian	64 72
								99	A	SFA	56 64	106	H	Abilene Christian	59 72
												130	A	Lamar University	49 65
												130	H	Lamar University	63 74
												156	A	Rice	36 70
												169	A	Texas St.	50 57
												178	H	Texas Southern	64 61
												197	N	UC Santa Barbara	60 66
												234	A	New Orleans	54 75
												234	N	New Orleans	88 77
												236	A	UTRGV	46 55
												236	H	UTRGV	65 68
												279	H	McNeese	77 66
												295	A	Nicholls St.	54 74
												295	H	Nicholls St.	65 60
												303	H	Northwestern St.	60 51
												303	N	Northwestern St.	57 46
												329	A	Southeastern La.	69 53
												329	H	Southeastern La.	77 61
												333	A	Incarnate Word	56 63
												333	H	Incarnate Word	68 65
												337	A	Houston Baptist	51 56
												337	H	Houston Baptist	68 51
												340	A	Sam Houston St.	63 37
LAST 12 Division I GAMES:															
				234	N	New Orleans	88 77					130	H	Lamar University	63 74
				303	N	Northwestern St.	57 46					333	A	Incarnate Word	56 63
				333	H	Incarnate Word	68 65					329	A	Southeastern La.	69 53
				337	H	Houston Baptist	68 51					337	A	Houston Baptist	51 56
				279	H	McNeese	77 66					106	H	Abilene Christian	59 72
				106	A	Abilene Christian	64 72					295	H	Nicholls St.	65 60

Non-Div I Games: Schreiner 73 44 Okla. Panhandle 66 40 Montana Tech 83 50

A&M-Corpus Christi

Loss, Non-Conf, S Site, H Home A Away N Neutral

Average RPI Win: 260	WON-LOST	WINNING	LAST 10	STRENGTH OF	OPP. STRENGTH	TEAM	ADJ.	CONF.	ADJ CONF.
Average RPI Loss: 112	RECORD	PCT. RANK	GAMES	SCHEDULE	OF SCHEDULE	RPI	RPI	RPI	RPI
DIV. I ONLY	19- 8	67	9- 1	200	284	106	106	27	27
DIV. I NON-CONF.	3- 6	230	0- 0	84	100	187	187	27	27
TOTALS	RPI 1-25	RPI 26-50	W-L RECORDS	RPI 51-100	RPI 101-150	RPI 150+			
19- 8	0- 3	0- 0	OVERALL	2- 2	2- 0	15- 3			
10- 2	0- 0	0- 0	HOME	1- 1	2- 0	7- 1			
8- 6	0- 3	0- 0	AWAY	1- 1	0- 0	7- 2			
1- 0	0- 0	0- 0	NEUTRAL	0- 0	0- 0	1- 0			
3- 6	0- 3	0- 0	NON-CONFERENCE	0- 0	1- 0	2- 3			
2- 1	0- 0	0- 0	HOME	0- 0	1- 0	1- 1			
0- 5	0- 3	0- 0	AWAY	0- 0	0- 0	0- 2			
1- 0	0- 0	0- 0	NEUTRAL	0- 0	0- 0	1- 0			
16- 2	0- 0	0- 0	CONFERENCE	2- 2	1- 0	13- 0			
8- 1	0- 0	0- 0	HOME	1- 1	1- 0	6- 0			
8- 1	0- 0	0- 0	AWAY	1- 1	0- 0	7- 0			
0- 0	0- 0	0- 0	NEUTRAL	0- 0	0- 0	0- 0			

RPI 1-25				RPI 26-50				RPI 51-100				RPI 101+ Team's RPI: 106			
RPI	S	Opponent	Score	RPI	S	Opponent	Score	RPI	S	Opponent	Score	RPI	S	Opponent	Score
7	A	Baylor	34 79					96	A	Central Ark.	70 80	130	H	Lamar University	77 59
21	A	Texas A&M	45 71					96	H	Central Ark.	83 76	149	H	Omaha	73 66
24	A	Missouri	46 52					99	A	SFA	80 73	173	A	Wichita St.	62 81
								99	H	SFA	61 70	186	A	UTSA	68 71
												234	H	New Orleans	68 55
												236	H	UTRGV	70 54
												264	N	Murray St.	81 57
												270	A	A&M-Corpus Christi	72 59
												270	H	A&M-Corpus Christi	72 64
												279	H	McNeese	77 65
												293	H	UMKC	68 71
												295	A	Nicholls St.	89 73
												303	A	Northwestern St.	75 74
												303	H	Northwestern St.	79 57
												329	A	Southeastern La.	82 57
												333	A	Incarnate Word	75 66
												333	H	Incarnate Word	68 45
												337	A	Houston Baptist	89 60
												340	A	Sam Houston St.	72 39
												340	H	Sam Houston St.	78 56
LAST 12 Division I GAMES:															
337	A	Houston Baptist	89 60	303	H	Northwestern St.	79 57								
333	H	Incarnate Word	68 45	96	A	Central Ark.	70 80								
340	A	Sam Houston St.	72 39	340	H	Sam Houston St.	78 56								
270	H	A&M-Corpus Christi	72 64	270	A	A&M-Corpus Christi	72 59								
303	A	Northwestern St.	75 74	279	H	McNeese	77 65								
99	A	SFA	80 73	333	A	Incarnate Word	75 66								

Non-Div I Games: Harding 74 62 Sul Ross St. 106 58 Howard Payne 87 52

Abilene Christian

Loss, Non-Conf, S Site, H Home A Away N Neutral

Air Force

Through Games Of March 10, 2017

Average RPI Win:	282	WON-LOST	WINNING	LAST 10	STRENGTH OF	OPP. STRENGTH	TEAM	ADJ.	CONF.	ADJ CONF.
Average RPI Loss:	164	RECORD	PCT. RANK	GAMES	SCHEDULE	OF SCHEDULE	RPI	RPI	RPI	RPI
DIV. I ONLY	4- 25	333	1- 9	205	202	322	322	13	13	
DIV. I NON-CONF.	2- 8	288	0- 0	295	306	327	327	15	15	
TOTALS	RPI 1-25	RPI 26-50	W-L RECORDS	RPI 51-100	RPI 101-150	RPI 150+				
4- 25	0- 0	0- 2	OVERALL	0- 1	0- 10	4- 12				
2- 12	0- 0	0- 1	HOME	0- 1	0- 6	2- 4				
2- 12	0- 0	0- 1	AWAY	0- 0	0- 4	2- 7				
0- 1	0- 0	0- 0	NEUTRAL	0- 0	0- 0	0- 1				
2- 8	0- 0	0- 0	NON-CONFERENCE	0- 0	0- 4	2- 4				
1- 4	0- 0	0- 0	HOME	0- 0	0- 3	1- 1				
1- 4	0- 0	0- 0	AWAY	0- 0	0- 1	1- 3				
0- 0	0- 0	0- 0	NEUTRAL	0- 0	0- 0	0- 0				
2- 17	0- 0	0- 2	CONFERENCE	0- 1	0- 6	2- 8				
1- 8	0- 0	0- 1	HOME	0- 1	0- 3	1- 3				
1- 8	0- 0	0- 1	AWAY	0- 0	0- 3	1- 4				
0- 1	0- 0	0- 0	NEUTRAL	0- 0	0- 0	0- 1				

RPI S	Opponent	Score	RPI S	Opponent	Score	RPI S	Opponent	Score	RPI S	Opponent	Score	Team's RPI: 322
48	A Boise St.	48 72	48	H Boise St.	59 69	54	H Colorado St.	35 72	101	A Wyoming	41 73	
									101	H Wyoming	54 66	
									107	A UNLV	38 52	
									107	H UNLV	56 60	
									109	A Colorado	68 95	
									112	H Vanderbilt	49 75	
									122	H Navy	46 64	
									129	H Northern Colo.	44 71	
									146	A Fresno St.	40 63	
									146	H Fresno St.	56 72	
									152	A New Mexico	64 81	
									159	A Army West Point	47 75	
									188	A Utah St.	62 65	
									188	H Utah St.	64 61	
									188	N Utah St.	40 46	
									203	A San Jose St.	74 86	
									203	H San Jose St.	67 83	
									237	H Weber St.	61 76	
									269	A San Diego St.	62 59	
									269	H San Diego St.	51 64	
									284	A Eastern Mich.	44 65	
									285	A Nevada	58 65	
									285	H Nevada	51 56	
									309	A Denver	52 65	
									332	H Utah Valley	64 53	
									339	A Fairleigh Dickinson	56 48	
LAST 12 Division I GAMES:												
188	N Utah St.	40 46	285	A Nevada	58 65							
48	A Boise St.	48 72	48	H Boise St.	59 69							
269	H San Diego St.	51 64	152	A New Mexico	64 81							
188	H Utah St.	64 61	101	A Wyoming	41 73							
107	A UNLV	38 52	146	H Fresno St.	56 72							
203	H San Jose St.	67 83	269	A San Diego St.	62 59							

Non-Div I Games:

Air Force

■ Loss,
 ■ Non-Conf, S Site,
 ■ Home
 ■ Away
 N Neutral

Average RPI Win: 258	WON-LOST	WINNING	LAST 10	STRENGTH OF	OPP. STRENGTH	TEAM	ADJ.	CONF.	ADJ CONF.
Average RPI Loss: 122	RECORD	PCT. RANK	GAMES	SCHEDULE	OF SCHEDULE	RPI	RPI	RPI	RPI
DIV. I ONLY	7- 21	306	0- 10	126	147	238	238	10	10
DIV. I NON-CONF.	5- 4	143	0- 0	228	264	158	158	11	11
TOTALS	RPI 1-25	RPI 26-50	W-L RECORDS	RPI 51-100	RPI 101-150	RPI 150+			
7- 21	0- 0	0- 4	OVERALL	1- 8	0- 3	6- 6			
1- 10	0- 0	0- 1	HOME	0- 4	0- 2	1- 3			
6- 10	0- 0	0- 2	AWAY	1- 4	0- 1	5- 3			
0- 1	0- 0	0- 1	NEUTRAL	0- 0	0- 0	0- 0			
5- 4	0- 0	0- 1	NON-CONFERENCE	0- 2	0- 1	5- 0			
0- 2	0- 0	0- 0	HOME	0- 1	0- 1	0- 0			
5- 1	0- 0	0- 0	AWAY	0- 1	0- 0	5- 0			
0- 1	0- 0	0- 1	NEUTRAL	0- 0	0- 0	0- 0			
2- 17	0- 0	0- 3	CONFERENCE	1- 6	0- 2	1- 6			
1- 8	0- 0	0- 1	HOME	0- 3	0- 1	1- 3			
1- 9	0- 0	0- 2	AWAY	1- 3	0- 1	0- 3			
0- 0	0- 0	0- 0	NEUTRAL	0- 0	0- 0	0- 0			

RPI 1-25				RPI 26-50				RPI 51-100				RPI 101+				Team's RPI: 238	
RPI	S	Opponent	Score	RPI	S	Opponent	Score	RPI	S	Opponent	Score	RPI	S	Opponent	Score		
				27	N	Elon	62 65	70	H	Bucknell	47 61	121	A	Ball St.	70 80		
				44	A	Central Mich.	62 89	72	A	Ohio	48 62	121	H	Ball St.	63 90		
				49	A	Toledo	37 65	72	H	Ohio	69 85	124	H	Duquesne	57 67		
				49	H	Toledo	57 61	74	A	Northern Ill.	84 55	162	A	Western Mich.	60 73		
								87	A	Penn St.	71 84	162	H	Western Mich.	57 73		
								95	A	Kent St.	69 73	248	A	Miami (OH)	49 54		
								95	H	Kent St.	58 72	248	H	Miami (OH)	62 66		
								97	A	Buffalo	51 81	254	A	Canisius	73 64		
								97	H	Buffalo	55 81	257	A	Bowling Green	50 86		
												257	H	Bowling Green	58 62		
												261	A	Georgia St.	78 66		
												271	A	Eastern Ky.	63 57		
												284	H	Eastern Mich.	80 62		
												319	A	Youngstown St.	76 74		
												345	A	Winthrop	80 59		
LAST 12 Division I GAMES:																	
				49	A	Toledo	37 65	49	H	Toledo	57 61						
				72	A	Ohio	48 62	95	H	Kent St.	58 72						
				97	H	Buffalo	55 81	248	A	Miami (OH)	49 54						
				95	A	Kent St.	69 73	257	A	Bowling Green	50 86						
				248	H	Miami (OH)	62 66	121	H	Ball St.	63 90						
				97	A	Buffalo	51 81	284	H	Eastern Mich.	80 62						

Non-Div I Games: Ohio Christian 69 52 Malone 63 52

Akron

■ Loss,
 ■ Non-Conf, S Site,
 ■ Home
 ■ Away
 N Neutral

Alabama

Through Games Of March 10, 2017

Average RPI Win:	191	WON-LOST	WINNING	LAST 10	STRENGTH OF	OPP. STRENGTH	TEAM	ADJ.	CONF.	ADJ CONF.
Average RPI Loss:	53	RECORD	PCT. RANK	GAMES	SCHEDULE	OF SCHEDULE	RPI	RPI	RPI	RPI
DIV. I ONLY	19- 13	115	4- 6	144	45	134	134	2	2	
DIV. I NON-CONF.	12- 1	7	0- 0	342	281	129	129	2	2	
TOTALS	RPI 1-25	RPI 26-50	W-L RECORDS	RPI 51-100	RPI 101-150	RPI 150+				
19- 13	3- 6	1- 2	OVERALL	1- 3	3- 1	11- 1				
12- 6	1- 3	0- 1	HOME	1- 1	1- 0	9- 1				
3- 6	1- 2	1- 1	AWAY	0- 2	1- 1	0- 0				
4- 1	1- 1	0- 0	NEUTRAL	0- 0	1- 0	2- 0				
12- 1	0- 0	0- 0	NON-CONFERENCE	1- 1	0- 0	11- 0				
10- 0	0- 0	0- 0	HOME	1- 0	0- 0	9- 0				
0- 1	0- 0	0- 0	AWAY	0- 1	0- 0	0- 0				
2- 0	0- 0	0- 0	NEUTRAL	0- 0	0- 0	2- 0				
7- 12	3- 6	1- 2	CONFERENCE	0- 2	3- 1	0- 1				
2- 6	1- 3	0- 1	HOME	0- 1	1- 0	0- 1				
3- 5	1- 2	1- 1	AWAY	0- 1	1- 1	0- 0				
2- 1	1- 1	0- 0	NEUTRAL	0- 0	1- 0	0- 0				

RPI	S	Opponent	Score	RPI	S	Opponent	Score	RPI	S	Opponent	Score	RPI	S	Opponent	Score	Team's RPI: 134
3	A	South Carolina	45 93	36	A	LSU	41 48	61	H	Georgia Tech	67 65	112	A	Vanderbilt	80 87	
5	H	Mississippi St.	54 67	46	A	Auburn	63 61	71	A	Georgetown	59 70	112	N	Vanderbilt	77 57	
14	H	Kentucky	54 71	46	H	Auburn	55 66	83	H	Florida	56 66	118	A	Ole Miss	65 57	
14	N	Kentucky	55 65					85	A	Georgia	65 71	118	H	Ole Miss	90 80	
20	H	Tennessee	65 57									172	H	Arkansas	50 68	
20	N	Tennessee	72 64									189	H	Kansas	71 65	
21	A	Texas A&M	48 69									234	H	New Orleans	78 57	
24	A	Missouri	59 58									247	H	Ga. Southern	66 48	
24	H	Missouri	56 65									261	H	Georgia St.	80 57	
												279	N	McNeese	84 63	
												298	H	Lipscomb	82 35	
												304	N	UTEP	78 60	
												307	H	Alcorn	93 43	
												313	H	Mississippi Val.	93 44	
												324	H	Florida A&M	81 46	
												349	H	Alabama A&M	97 29	
LAST 12 Division I GAMES:																
14	N	Kentucky	55 65	20	H	Tennessee	65 57									
20	N	Tennessee	72 64	83	H	Florida	56 66									
112	N	Vanderbilt	77 57	21	A	Texas A&M	48 69									
24	H	Missouri	56 65	36	A	LSU	41 48									
85	A	Georgia	65 71	46	H	Auburn	55 66									
46	A	Auburn	63 61	112	A	Vanderbilt	80 87									

Non-Div I Games:

Alabama

■ Loss,
 ■ Non-Conf, S Site,
 ■ Home
 ■ Away
 N Neutral

Alabama A&M

Through Games Of March 10, 2017

Average RPI Win:	0	WON-LOST	WINNING	LAST 10	STRENGTH OF	OPP. STRENGTH	TEAM	ADJ.	CONF.	ADJ CONF.
Average RPI Loss:	237	RECORD	PCT. RANK	GAMES	SCHEDULE	OF SCHEDULE	RPI	RPI	RPI	RPI
DIV. I ONLY	0- 25	348	0- 10	317	336	349	349	30	30	
DIV. I NON-CONF.	0- 7	335	0- 0	179	245	339	339	30	30	
TOTALS	RPI 1-25	RPI 26-50	W-L RECORDS	RPI 51-100	RPI 101-150	RPI 150+				
0- 25	0- 0	0- 1	OVERALL	0- 0	0- 2	0- 22				
0- 9	0- 0	0- 0	HOME	0- 0	0- 0	0- 9				
0- 16	0- 0	0- 0	AWAY	0- 0	0- 0	0- 8				
0- 0	0- 0	0- 0	NEUTRAL	0- 0	0- 0	0- 0				
0- 7	0- 0	0- 1	NON-CONFERENCE	0- 0	0- 2	0- 4				
0- 0	0- 0	0- 0	HOME	0- 0	0- 0	0- 0				
0- 7	0- 0	0- 1	AWAY	0- 0	0- 2	0- 4				
0- 0	0- 0	0- 0	NEUTRAL	0- 0	0- 0	0- 0				
0- 18	0- 0	0- 0	CONFERENCE	0- 0	0- 0	0- 18				
0- 9	0- 0	0- 0	HOME	0- 0	0- 0	0- 9				
0- 9	0- 0	0- 0	AWAY	0- 0	0- 0	0- 9				
0- 0	0- 0	0- 0	NEUTRAL	0- 0	0- 0	0- 0				

RPI 1-25				RPI 26-50				RPI 51-100				RPI 101+ Team's RPI: 349			
RPI	S	Opponent	Score	RPI	S	Opponent	Score	RPI	S	Opponent	Score	RPI	S	Opponent	Score
				40	A	Western Ky.	32 96					120	A	North Carolina	35 80
												134	A	Alabama	29 97
												178	A	Texas Southern	51 60
												178	H	Texas Southern	39 53
												199	A	Grambling	57 87
												199	H	Grambling	53 68
												209	A	Alabama St.	35 62
												209	H	Alabama St.	37 52
												225	A	Evansville	54 63
												228	A	Samford	37 61
												230	A	Southern U.	57 69
												230	H	Southern U.	54 66
												264	A	Murray St.	49 81
												266	A	Southeast Mo. St.	47 75
												267	A	Prairie View	47 71
												267	H	Prairie View	50 63
												287	A	Ark.-Pine Bluff	57 61
												287	H	Ark.-Pine Bluff	55 65
												307	A	Alcorn	42 71
												307	H	Alcorn	57 73
												313	A	Mississippi Val.	58 60
												313	H	Mississippi Val.	52 58
												334	A	Jackson St.	49 58
												334	H	Jackson St.	54 64
LAST 12 Division I GAMES:															
				199	A	Grambling	57 87					209	A	Alabama St.	35 62
				334	A	Jackson St.	49 58					287	H	Ark.-Pine Bluff	55 65
				178	H	Texas Southern	39 53					313	H	Mississippi Val.	52 58
				267	H	Prairie View	50 63					178	A	Texas Southern	51 60
				307	A	Alcorn	42 71					267	A	Prairie View	47 71
				230	A	Southern U.	57 69					307	H	Alcorn	57 73

Non-Div I Games: Oakwood 68 65 Concordia (AL) 61 58

Alabama A&M

Loss, Non-Conf, S Site, H Home A Away N Neutral

Average RPI Win:	293	WON-LOST	WINNING	LAST 10	STRENGTH OF	OPP. STRENGTH	TEAM	ADJ.	CONF.	ADJ CONF.
Average RPI Loss:	161	RECORD	PCT. RANK	GAMES	SCHEDULE	OF SCHEDULE	RPI	RPI	RPI	RPI
DIV. I ONLY	13- 16	205	6- 4	260	311	209	209	30	30	
DIV. I NON-CONF.	0- 9	335	0- 0	39	21	280	280	30	30	
TOTALS	RPI 1-25	RPI 26-50	W-L RECORDS	RPI 51-100	RPI 101-150	RPI 150+				
13- 16	0- 2	0- 1	OVERALL	0- 2	0- 2	13- 9				
7- 3	0- 0	0- 0	HOME	0- 0	0- 0	7- 3				
6- 12	0- 0	0- 0	AWAY	0- 1	0- 1	6- 3				
0- 1	0- 0	0- 0	NEUTRAL	0- 0	0- 0	0- 1				
0- 9	0- 2	0- 1	NON-CONFERENCE	0- 2	0- 2	0- 2				
0- 0	0- 0	0- 0	HOME	0- 0	0- 0	0- 0				
0- 9	0- 2	0- 1	AWAY	0- 2	0- 2	0- 2				
0- 0	0- 0	0- 0	NEUTRAL	0- 0	0- 0	0- 0				
13- 7	0- 0	0- 0	CONFERENCE	0- 0	0- 0	13- 7				
7- 3	0- 0	0- 0	HOME	0- 0	0- 0	7- 3				
6- 3	0- 0	0- 0	AWAY	0- 0	0- 0	6- 3				
0- 1	0- 0	0- 0	NEUTRAL	0- 0	0- 0	0- 1				

RPI 1-25				RPI 26-50				RPI 51-100				RPI 101+ Team's RPI: 209			
RPI	S	Opponent	Score	RPI	S	Opponent	Score	RPI	S	Opponent	Score	RPI	S	Opponent	Score
5	A	Mississippi St.	47 90	36	A	LSU	40 93	61	A	Georgia Tech	48 70	120	A	North Carolina	54 84
25	A	Ohio St.	61 118					98	A	Southern Miss.	43 70	126	A	Troy	66 95
												178	A	Texas Southern	48 52
												178	H	Texas Southern	50 55
												178	N	Texas Southern	54 68
												199	A	Grambling	83 76
												199	H	Grambling	45 60
												228	A	Samford	49 63
												230	A	Southern U.	53 59
												230	H	Southern U.	75 70
												267	A	Prairie View	75 61
												267	H	Prairie View	74 61
												287	A	Ark.-Pine Bluff	74 62
												287	H	Ark.-Pine Bluff	51 52
												287	H	Ark.-Pine Bluff	48 46
												296	A	Savannah St.	39 54
												307	A	Alcorn	62 56
												307	H	Alcorn	72 54
												313	A	Mississippi Val.	79 73
												313	H	Mississippi Val.	71 57
												334	A	Jackson St.	62 68
												334	H	Jackson St.	73 64
												349	A	Alabama A&M	52 37
												349	H	Alabama A&M	62 35
LAST 12 Division I GAMES:															
				178	N	Texas Southern	54 68	230	A	Southern U.	53 59				
				287	H	Ark.-Pine Bluff	48 46	307	A	Alcorn	62 56				
				334	A	Jackson St.	62 68	349	H	Alabama A&M	62 35				
				199	A	Grambling	83 76	313	H	Mississippi Val.	71 57				
				267	H	Prairie View	74 61	287	H	Ark.-Pine Bluff	51 52				
				178	H	Texas Southern	50 55	267	A	Prairie View	75 61				

Non-Div I Games: Mobile 84 45

Alabama St.

Loss, Non-Conf, S Site, H Home A Away N Neutral

Average RPI Win: 220	WON-LOST	WINNING	LAST 10	STRENGTH OF	OPP. STRENGTH	TEAM	ADJ.	CONF.	ADJ CONF.
Average RPI Loss: 131	RECORD	PCT. RANK	GAMES	SCHEDULE	OF SCHEDULE	RPI	RPI	RPI	RPI
DIV. I ONLY	20- 11	96	9- 1	190	175	110	110	22	22
DIV. I NON-CONF.	5- 7	205	0- 0	155	102	177	177	22	22
TOTALS	RPI 1-25	RPI 26-50	W-L RECORDS	RPI 51-100	RPI 101-150	RPI 150+			
20- 11	0- 2	0- 0	OVERALL	1- 2	2- 3	17- 4			
12- 1	0- 0	0- 0	HOME	1- 0	2- 0	9- 1			
6- 9	0- 1	0- 0	AWAY	0- 2	0- 3	6- 3			
2- 1	0- 1	0- 0	NEUTRAL	0- 0	0- 0	2- 0			
5- 7	0- 2	0- 0	NON-CONFERENCE	0- 1	0- 2	5- 2			
4- 0	0- 0	0- 0	HOME	0- 0	0- 0	4- 0			
1- 6	0- 1	0- 0	AWAY	0- 1	0- 2	1- 2			
0- 1	0- 1	0- 0	NEUTRAL	0- 0	0- 0	0- 0			
15- 4	0- 0	0- 0	CONFERENCE	1- 1	2- 1	12- 2			
8- 1	0- 0	0- 0	HOME	1- 0	2- 0	5- 1			
5- 3	0- 0	0- 0	AWAY	0- 1	0- 1	5- 1			
2- 0	0- 0	0- 0	NEUTRAL	0- 0	0- 0	2- 0			

RPI 1-25				RPI 26-50				RPI 51-100				RPI 101+ Team's RPI: 110			
RPI	S	Opponent	Score	RPI	S	Opponent	Score	RPI	S	Opponent	Score	RPI	S	Opponent	Score
14	A	Kentucky	46 70					69	A	St. John's (NY)	36 54	119	A	Fordham	82 89
15	N	Miami (FL)	53 77					77	A	New Hampshire	58 71	128	A	Maine	71 84
								77	H	New Hampshire	64 55	128	H	Maine	64 60
												128	H	Maine	66 50
												133	A	Yale	53 64
												159	H	Army West Point	65 59
												165	H	Fairfield	59 45
												176	H	Siena	88 86
												183	A	Hartford	58 52
												183	H	Hartford	82 71
												183	N	Hartford	67 65
												210	A	Binghamton	67 61
												210	H	Binghamton	80 63
												211	A	UMBC	60 63
												211	H	UMBC	56 64
												219	A	Dartmouth	61 69
												226	H	Boston U.	69 54
												249	A	St. Bonaventure	59 67
												258	A	Stony Brook	75 57
												258	H	Stony Brook	64 54
												274	A	Vermont	67 52
												274	H	Vermont	64 53
												274	N	Vermont	65 45
												341	A	Wagner	75 50
												344	A	UMass Lowell	79 60
												344	H	UMass Lowell	93 69
LAST 12 Division I GAMES:															
				128	H	Maine	66 50					211	A	UMBC	60 63
				183	N	Hartford	67 65					210	H	Binghamton	80 63
				274	N	Vermont	65 45					77	H	New Hampshire	64 55
				183	A	Hartford	58 52					258	A	Stony Brook	75 57
				274	A	Vermont	67 52					344	A	UMass Lowell	79 60
				128	H	Maine	64 60					183	H	Hartford	82 71

Non-Div I Games: Post 85 61

Albany (NY)

■ Loss,
 ■ Non-Conf,
 ■ S Site,
 ■ Home
 ■ A Away
 N Neutral

Average RPI Win: 308	WON-LOST	WINNING	LAST 10	STRENGTH OF	OPP. STRENGTH	TEAM	ADJ.	CONF.	ADJ CONF.
Average RPI Loss: 188	RECORD	PCT. RANK	GAMES	SCHEDULE	OF SCHEDULE	RPI	RPI	RPI	RPI
DIV. I ONLY	9- 21	279	2- 8	286	329	307	307	30	30
DIV. I NON-CONF.	0- 11	335	0- 1	107	240	322	322	30	30
TOTALS	RPI 1-25	RPI 26-50	W-L RECORDS	RPI 51-100	RPI 101-150	RPI 150+			
9- 21	0- 0	0- 0	OVERALL	0- 3	0- 3	9- 15			
6- 5	0- 0	0- 0	HOME	0- 1	0- 0	6- 4			
3- 15	0- 0	0- 0	AWAY	0- 2	0- 0	3- 5			
0- 1	0- 0	0- 0	NEUTRAL	0- 0	0- 0	0- 1			
0- 11	0- 0	0- 0	NON-CONFERENCE	0- 3	0- 3	0- 5			
0- 2	0- 0	0- 0	HOME	0- 1	0- 0	0- 1			
0- 8	0- 0	0- 0	AWAY	0- 2	0- 3	0- 3			
0- 1	0- 0	0- 0	NEUTRAL	0- 0	0- 0	0- 1			
9- 10	0- 0	0- 0	CONFERENCE	0- 0	0- 0	9- 10			
6- 3	0- 0	0- 0	HOME	0- 0	0- 0	6- 3			
3- 7	0- 0	0- 0	AWAY	0- 0	0- 0	3- 7			
0- 0	0- 0	0- 0	NEUTRAL	0- 0	0- 0	0- 0			

RPI S	Opponent	Score	RPI S	Opponent	Score	RPI S	Opponent	Score	RPI S	Opponent	Score	Team's RPI: 307
						96	A Central Ark.	45 59	104	A Texas Tech	37 90	
						96	H Central Ark.	57 71	132	A Arizona	59 74	
						98	A Southern Miss.	56 99	134	A Alabama	43 93	
									166	A TCU	39 95	
									175	A Houston	70 85	
									178	A Texas Southern	45 64	
									178	H Texas Southern	53 57	
									199	A Grambling	63 86	
									199	H Grambling	63 67	
									209	A Alabama St.	54 72	
									209	H Alabama St.	56 62	
									230	A Southern U.	33 45	
									230	A Southern U.	67 73	
									230	H Southern U.	69 63	
									245	A Grand Canyon	44 77	
									252	H Jacksonville St.	66 70	
									266	N Southeast Mo. St.	50 68	
									267	A Prairie View	60 69	
									267	H Prairie View	62 55	
									287	A Ark.-Pine Bluff	56 61	
									287	H Ark.-Pine Bluff	70 48	
									313	A Mississippi Val.	68 60	
									313	H Mississippi Val.	69 49	
									334	A Jackson St.	70 53	
									334	H Jackson St.	74 51	
									349	A Alabama A&M	73 57	
LAST 12 Division I GAMES:												
230	A	Southern U.	67	73	209	H	Alabama St.	56	62			
266	N	Southeast Mo. St.	50	68	287	A	Ark.-Pine Bluff	56	61			
267	A	Prairie View	60	69	313	A	Mississippi Val.	68	60			
178	A	Texas Southern	45	64	199	H	Grambling	63	67			
230	A	Southern U.	33	45	334	H	Jackson St.	74	51			
349	H	Alabama A&M	71	42	230	H	Southern U.	69	63			

Non-Div I Games:

Alcorn

■ Loss,
 ■ Non-Conf,
 ■ S Site,
 ■ Home
 ■ Away
 N Neutral

RPI	S	Opponent	Score
349	H	Alabama A&M	71 42

A
l
c
o
r
n

A
l
c
o
r
n

Alcorn

Average RPI Win: 235	WON-LOST	WINNING	LAST 10	STRENGTH OF	OPP. STRENGTH	TEAM	ADJ.	CONF.	ADJ CONF.
Average RPI Loss: 162	RECORD	PCT. RANK	GAMES	SCHEDULE	OF SCHEDULE	RPI	RPI	RPI	RPI
DIV. I ONLY	15- 16	174	5- 5	161	270	185	185	24	24
DIV. I NON-CONF.	3- 8	262	0- 0	126	203	244	244	26	26
TOTALS	RPI 1-25	RPI 26-50	W-L RECORDS	RPI 51-100	RPI 101-150	RPI 150+			
15- 16	0- 0	0- 1	OVERALL	2- 3	1- 4	12- 8			
10- 4	0- 0	0- 0	HOME	2- 0	1- 2	7- 2			
5- 10	0- 0	0- 1	AWAY	0- 3	0- 0	5- 5			
0- 2	0- 0	0- 0	NEUTRAL	0- 0	0- 1	0- 1			
3- 8	0- 0	0- 1	NON-CONFERENCE	1- 1	0- 3	2- 3			
2- 2	0- 0	0- 0	HOME	1- 0	0- 2	1- 0			
1- 4	0- 0	0- 1	AWAY	0- 1	0- 0	1- 2			
0- 2	0- 0	0- 0	NEUTRAL	0- 0	0- 1	0- 1			
12- 8	0- 0	0- 0	CONFERENCE	1- 2	1- 1	10- 5			
8- 2	0- 0	0- 0	HOME	1- 0	1- 0	6- 2			
4- 6	0- 0	0- 0	AWAY	0- 2	0- 1	4- 3			
0- 0	0- 0	0- 0	NEUTRAL	0- 0	0- 0	0- 0			

RPI S	Opponent	Score	RPI S	Opponent	Score	RPI S	Opponent	Score	RPI S	Opponent	Score	Team's RPI: 185
47	A Michigan	33 82	53	H George Washington	66 61	122	A Navy	44 60				
			70	A Bucknell	57 69	122	H Navy	50 48				
			70	A Bucknell	67 73	123	H William & Mary	34 48				
			70	H Bucknell	59 47	138	H Delaware	55 56				
			87	A Penn St.	65 70	147	N VCU	62 68				
						159	A Army West Point	51 53				
						159	H Army West Point	57 68				
						170	A La Salle	59 63				
						181	A Hofstra	67 72				
						211	H UMBC	70 53				
						226	A Boston U.	62 71				
						226	H Boston U.	57 51				
						226	H Boston U.	73 62				
						261	N Georgia St.	58 59				
						268	A Loyola Maryland	60 45				
						268	H Loyola Maryland	66 59				
						275	A Colgate	73 62				
						275	H Colgate	68 57				
						300	A Lafayette	76 52				
						300	H Lafayette	75 45				
						308	A Lehigh	70 58				
						308	H Lehigh	68 51				
						318	A Holy Cross	46 51				
						318	H Holy Cross	60 61				
						319	A Youngstown St.	77 64				
LAST 12 Division I GAMES:												
70	A Bucknell	57 69	300	H Lafayette	75 45							
226	H Boston U.	57 51	159	H Army West Point	57 68							
122	A Navy	44 60	226	A Boston U.	62 71							
268	H Loyola Maryland	66 59	308	A Lehigh	70 58							
122	H Navy	50 48	70	H Bucknell	59 47							
318	A Holy Cross	46 51	275	A Colgate	73 62							

Non-Div I Games:

American

■ Loss,
 ■ Non-Conf,
 ■ S Site,
 ■ H Home
 ■ A Away
 N Neutral

Appalachian St.

Through Games Of March 10, 2017

Average RPI Win:	263	WON-LOST	WINNING	LAST 10	STRENGTH OF	OPP. STRENGTH	TEAM	ADJ.	CONF.	ADJ CONF.
Average RPI Loss:	141	RECORD	PCT. RANK	GAMES	SCHEDULE	OF SCHEDULE	RPI	RPI	RPI	RPI
DIV. I ONLY	12- 19	237	4- 6	159	243	214	214	21	21	
DIV. I NON-CONF.	5- 6	186	0- 0	146	215	170	170	19	19	
TOTALS	RPI 1-25	RPI 26-50	W-L RECORDS	RPI 51-100	RPI 101-150	RPI 150+				
12- 19	0- 2	0- 3	OVERALL	0- 3	0- 3	12- 8				
5- 8	0- 0	0- 1	HOME	0- 1	0- 2	5- 4				
5- 10	0- 2	0- 1	AWAY	0- 2	0- 1	5- 4				
2- 1	0- 0	0- 1	NEUTRAL	0- 0	0- 0	2- 0				
5- 6	0- 2	0- 0	NON-CONFERENCE	0- 1	0- 1	5- 2				
2- 2	0- 0	0- 0	HOME	0- 0	0- 1	2- 1				
2- 4	0- 2	0- 0	AWAY	0- 1	0- 0	2- 1				
1- 0	0- 0	0- 0	NEUTRAL	0- 0	0- 0	1- 0				
7- 13	0- 0	0- 3	CONFERENCE	0- 2	0- 2	7- 6				
3- 6	0- 0	0- 1	HOME	0- 1	0- 1	3- 3				
3- 6	0- 0	0- 1	AWAY	0- 1	0- 1	3- 3				
1- 1	0- 0	0- 1	NEUTRAL	0- 0	0- 0	1- 0				

RPI 1-25				RPI 26-50				RPI 51-100				RPI 101+ Team's RPI: 214			
RPI	S	Opponent	Score	RPI	S	Opponent	Score	RPI	S	Opponent	Score	RPI	S	Opponent	Score
17	A	DePaul	58 99	45	A	Little Rock	55 67	61	A	Georgia Tech	52 81	125	H	Radford	54 57
20	A	Tennessee	66 92	45	H	Little Rock	69 77	84	A	UT Arlington	63 74	126	A	Troy	77 86
				45	N	Little Rock	53 69	84	H	UT Arlington	62 73	145	H	Louisiana	58 68
												169	A	Texas St.	66 64
												169	H	Texas St.	37 53
												205	A	ETSU	71 68
												217	H	Col. of Charleston	62 65
												221	H	UNC Asheville	81 51
												231	A	Richmond	46 55
												235	A	Liberty	66 57
												242	A	South Ala.	41 54
												247	A	Ga. Southern	50 53
												247	H	Ga. Southern	73 48
												255	A	Coastal Caro.	55 60
												255	H	Coastal Caro.	53 56
												255	N	Coastal Caro.	79 58
												261	A	Georgia St.	67 63
												261	H	Georgia St.	55 59
												281	H	N.C. A&T	71 58
												312	N	Gardner-Webb	72 67
												317	A	Arkansas St.	81 72
												317	H	Arkansas St.	76 50
												331	H	La.-Monroe	79 61
LAST 12 Division I GAMES:															
				45	N	Little Rock	53 69	126	A	Troy	77 86				
				255	N	Coastal Caro.	79 58	261	H	Georgia St.	55 59				
				255	H	Coastal Caro.	53 56	247	H	Ga. Southern	73 48				
				331	H	La.-Monroe	79 61	317	A	Arkansas St.	81 72				
				145	H	Louisiana	58 68	45	A	Little Rock	55 67				
				242	A	South Ala.	41 54	84	H	UT Arlington	62 73				

Non-Div I Games:

Appalachian St.

■ Loss,
 ■ Non-Conf, S Site,
 ■ Home
 ■ Away
 N Neutral

Average RPI Win:	179	WON-LOST	WINNING	LAST 10	STRENGTH OF	OPP. STRENGTH	TEAM	ADJ.	CONF.	ADJ CONF.
Average RPI Loss:	52	RECORD	PCT. RANK	GAMES	SCHEDULE	OF SCHEDULE	RPI	RPI	RPI	RPI
DIV. I ONLY	14- 16	192	3- 7	67	37	132	132	1	1	
DIV. I NON-CONF.	9- 2	37	0- 0	300	311	125	125	1	1	
TOTALS	RPI 1-25	RPI 26-50	W-L RECORDS	RPI 51-100	RPI 101-150	RPI 150+				
14- 16	0- 7	1- 3	OVERALL	2- 3	3- 1	8- 2				
9- 7	0- 4	1- 1	HOME	1- 1	1- 0	6- 1				
5- 8	0- 3	0- 1	AWAY	1- 2	2- 1	2- 1				
0- 1	0- 0	0- 1	NEUTRAL	0- 0	0- 0	0- 0				
9- 2	0- 0	0- 0	NON-CONFERENCE	0- 0	1- 0	8- 2				
6- 1	0- 0	0- 0	HOME	0- 0	0- 0	6- 1				
3- 1	0- 0	0- 0	AWAY	0- 0	1- 0	2- 1				
0- 0	0- 0	0- 0	NEUTRAL	0- 0	0- 0	0- 0				
5- 14	0- 7	1- 3	CONFERENCE	2- 3	2- 1	0- 0				
3- 6	0- 4	1- 1	HOME	1- 1	1- 0	0- 0				
2- 7	0- 3	0- 1	AWAY	1- 2	1- 1	0- 0				
0- 1	0- 0	0- 1	NEUTRAL	0- 0	0- 0	0- 0				

RPI	S	Opponent	Score	RPI	S	Opponent	Score	RPI	S	Opponent	Score	RPI	S	Opponent	Score	Team's RPI: 132
4	H	Oregon St.	57 65	34	A	Arizona St.	54 67	55	A	California	60 71	103	A	Washington St.	70 62	
6	A	Stanford	46 73	34	H	Arizona St.	62 58	55	H	California	64 74	103	H	Washington St.	56 55	
6	H	Stanford	55 77	35	H	Oregon	65 79	79	A	Utah	81 70	109	A	Colorado	56 65	
9	A	UCLA	49 69	35	N	Oregon	63 70	89	A	Southern California	54 58	140	A	New Mexico St.	74 63	
9	H	UCLA	56 79					89	H	Southern California	67 62	184	H	North Texas	58 62	
10	A	Washington	55 91									188	H	Utah St.	61 57	
10	H	Washington	73 90									189	A	Kansas	51 75	
												193	A	George Mason	81 70	
												199	H	Grambling	73 46	
												213	H	Portland St.	75 52	
												223	H	San Diego	76 59	
												291	A	Southern Utah	77 65	
												307	H	Alcorn	74 59	
												338	H	Fla. Atlantic	77 67	
LAST 12 Division I GAMES:																
		35	N	Oregon	63	70		10	A	Washington	55	91				
		89	H	Southern California	67	62		4	H	Oregon St.	57	65				
		9	H	UCLA	56	79		35	H	Oregon	65	79				
		34	A	Arizona St.	54	67		9	A	UCLA	49	69				
		34	H	Arizona St.	62	58		89	A	Southern California	54	58				
		103	A	Washington St.	70	62		55	A	California	60	71				

Non-Div I Games:

Arizona

Average RPI Win:	121	WON-LOST	WINNING	LAST 10	STRENGTH OF	OPP. STRENGTH	TEAM	ADJ.	CONF.	ADJ CONF.
Average RPI Loss:	27	RECORD	PCT. RANK	GAMES	SCHEDULE	OF SCHEDULE	RPI	RPI	RPI	RPI
DIV. I ONLY	19- 12	109	5- 5	24	2	34	34	1	1	
DIV. I NON-CONF.	9- 2	37	0- 0	83	48	30	30	1	1	
TOTALS	RPI 1-25	RPI 26-50	W-L RECORDS	RPI 51-100	RPI 101-150	RPI 150+				
19- 12	1- 9	1- 1	OVERALL	8- 1	4- 1	5- 0				
11- 4	0- 4	1- 0	HOME	3- 0	2- 0	5- 0				
6- 6	1- 3	0- 1	AWAY	3- 1	2- 1	0- 0				
2- 2	0- 2	0- 0	NEUTRAL	2- 0	0- 0	0- 0				
9- 2	1- 1	0- 1	NON-CONFERENCE	3- 0	0- 0	5- 0				
6- 0	0- 0	0- 0	HOME	1- 0	0- 0	5- 0				
2- 1	1- 0	0- 1	AWAY	1- 0	0- 0	0- 0				
1- 1	0- 1	0- 0	NEUTRAL	1- 0	0- 0	0- 0				
10- 10	0- 8	1- 0	CONFERENCE	5- 1	4- 1	0- 0				
5- 4	0- 4	1- 0	HOME	2- 0	2- 0	0- 0				
4- 5	0- 3	0- 0	AWAY	2- 1	2- 1	0- 0				
1- 1	0- 1	0- 0	NEUTRAL	1- 0	0- 0	0- 0				

RPI S	Opponent	Score	RPI S	Opponent	Score	RPI S	Opponent	Score	RPI S	Opponent	Score
4	H Oregon St.	45 54	28	A Marquette	63 75	55	A California	54 45	103	A Washington St.	61 58
6	A Stanford	56 66	35	H Oregon	68 63	55	H California	72 62	103	H Washington St.	68 49
6	H Stanford	57 64				69	N St. John's (NY)	54 41	109	A Colorado	71 52
9	A UCLA	60 69				79	A Utah	66 44	132	A Arizona	58 62
9	H UCLA	52 55				79	N Utah	72 54	132	H Arizona	67 54
9	N UCLA	68 77				82	A Middle Tenn.	69 48	158	H Oral Roberts	79 52
10	A Washington	57 70				83	H Florida	69 63	203	H San Jose St.	82 37
10	H Washington	54 65				89	A Southern California	50 65	226	H Boston U.	71 42
14	A Kentucky	73 71				89	H Southern California	69 62	302	H Illinois St.	76 40
16	N Maryland	42 83							318	H Holy Cross	63 33
LAST 12 Division I GAMES:											
9	N UCLA	68 77	10	A Washington	57 70						
79	N Utah	72 54	103	A Washington St.	61 58						
9	H UCLA	52 55	35	H Oregon	68 63						
89	H Southern California	69 62	4	H Oregon St.	45 54						
132	H Arizona	67 54	89	A Southern California	50 65						
132	A Arizona	58 62	9	A UCLA	60 69						

Non-Div I Games:

Arizona St.

Loss, Non-Conf, S Site, H Home A Away N Neutral

Average RPI Win:	273	WON-LOST	WINNING	LAST 10	STRENGTH OF	OPP. STRENGTH	TEAM	ADJ.	CONF.	ADJ CONF.
Average RPI Loss:	211	RECORD	PCT. RANK	GAMES	SCHEDULE	OF SCHEDULE	RPI	RPI	RPI	RPI
DIV. I ONLY	10- 18	254	5- 5	309	327	287	287	30	30	
DIV. I NON-CONF.	1- 8	314	0- 0	122	210	289	289	30	30	
TOTALS	RPI 1-25	RPI 26-50	W-L RECORDS	RPI 51-100	RPI 101-150	RPI 150+				
10- 18	0- 1	0- 1	OVERALL	0- 0	0- 1	10- 15				
5- 5	0- 0	0- 0	HOME	0- 0	0- 0	5- 5				
4- 12	0- 1	0- 1	AWAY	0- 0	0- 1	4- 9				
1- 1	0- 0	0- 0	NEUTRAL	0- 0	0- 0	1- 1				
1- 8	0- 1	0- 1	NON-CONFERENCE	0- 0	0- 1	1- 5				
0- 1	0- 0	0- 0	HOME	0- 0	0- 0	0- 1				
0- 6	0- 1	0- 1	AWAY	0- 0	0- 1	0- 3				
1- 1	0- 0	0- 0	NEUTRAL	0- 0	0- 0	1- 1				
9- 10	0- 0	0- 0	CONFERENCE	0- 0	0- 0	9- 10				
5- 4	0- 0	0- 0	HOME	0- 0	0- 0	5- 4				
4- 6	0- 0	0- 0	AWAY	0- 0	0- 0	4- 6				
0- 0	0- 0	0- 0	NEUTRAL	0- 0	0- 0	0- 0				

RPI 1-25				RPI 26-50				RPI 51-100				RPI 101+ Team's RPI: 287			
RPI	S	Opponent	Score	RPI	S	Opponent	Score	RPI	S	Opponent	Score	RPI	S	Opponent	Score
4	A	Oregon St.	40 73	37	A	South Dakota St.	45 103					121	A	Ball St.	60 88
												178	A	Texas Southern	71 60
												178	H	Texas Southern	49 45
												182	A	Cincinnati	42 72
												192	N	Campbell	31 51
												199	A	Grambling	54 56
												199	H	Grambling	58 68
												206	A	Xavier	41 62
												207	A	Illinois	58 70
												209	A	Alabama St.	52 51
												209	A	Alabama St.	46 48
												209	H	Alabama St.	62 74
												230	A	Southern U.	50 67
												230	H	Southern U.	63 59
												262	H	Austin Peay	55 69
												267	A	Prairie View	57 62
												267	H	Prairie View	64 47
												307	A	Alcorn	48 70
												307	H	Alcorn	61 56
												313	A	Mississippi Val.	54 57
												313	H	Mississippi Val.	63 73
												330	N	Morgan St.	53 44
												334	A	Jackson St.	78 71
												334	H	Jackson St.	56 80
												349	A	Alabama A&M	65 55
												349	H	Alabama A&M	61 57
LAST 12 Division I GAMES:															
209	A	Alabama St.	46 48	307	H	Alcorn	61 56								
313	A	Mississippi Val.	54 57	230	H	Southern U.	63 59								
334	H	Jackson St.	56 80	349	A	Alabama A&M	65 55								
199	H	Grambling	58 68	209	A	Alabama St.	52 51								
267	A	Prairie View	57 62	334	A	Jackson St.	78 71								
178	A	Texas Southern	71 60	199	A	Grambling	54 56								

Non-Div I Games: Philander Smith 88 65 Tougaloo 71 60

Ark.-Pine Bluff

Loss, Non-Conf, S Site, H Home A Away N Neutral

Arkansas

Through Games Of March 10, 2017

Average RPI Win:	195	WON-LOST	WINNING	LAST 10	STRENGTH OF	OPP. STRENGTH	TEAM	ADJ.	CONF.	ADJ CONF.
Average RPI Loss:	61	RECORD	PCT. RANK	GAMES	SCHEDULE	OF SCHEDULE	RPI	RPI	RPI	RPI
DIV. I ONLY	13- 17	210	0- 10	103	46	172	172	2	2	
DIV. I NON-CONF.	11- 2	23	0- 0	294	206	101	101	2	2	
TOTALS	RPI 1-25	RPI 26-50	W-L RECORDS	RPI 51-100	RPI 101-150	RPI 150+				
13- 17	0- 7	0- 3	OVERALL	1- 3	6- 2	6- 2				
9- 8	0- 4	0- 2	HOME	1- 1	3- 0	5- 1				
2- 8	0- 3	0- 1	AWAY	0- 1	2- 2	0- 1				
2- 1	0- 0	0- 0	NEUTRAL	0- 1	1- 0	1- 0				
11- 2	0- 0	0- 0	NON-CONFERENCE	1- 0	4- 0	6- 2				
8- 1	0- 0	0- 0	HOME	1- 0	2- 0	5- 1				
1- 1	0- 0	0- 0	AWAY	0- 0	1- 0	0- 1				
2- 0	0- 0	0- 0	NEUTRAL	0- 0	1- 0	1- 0				
2- 15	0- 7	0- 3	CONFERENCE	0- 3	2- 2	0- 0				
1- 7	0- 4	0- 2	HOME	0- 1	1- 0	0- 0				
1- 7	0- 3	0- 1	AWAY	0- 1	1- 2	0- 0				
0- 1	0- 0	0- 0	NEUTRAL	0- 1	0- 0	0- 0				

RPI	S	Opponent	Score	RPI	S	Opponent	Score	RPI	S	Opponent	Score	RPI	S	Opponent	Score	Team's RPI: 172
3	H	South Carolina	49 79	36	A	LSU	46 53	76	H	South Dakota	70 67	102	H	Stetson	79 62	
5	H	Mississippi St.	51 59	36	H	LSU	52 53	83	A	Florida	53 57	104	H	Texas Tech	66 60	
14	H	Kentucky	62 69	46	H	Auburn	64 70	83	N	Florida	61 71	112	A	Vanderbilt	64 66	
20	A	Tennessee	46 59					85	H	Georgia	66 69	112	H	Vanderbilt	59 56	
21	A	Texas A&M	65 90									118	A	Ole Miss	64 73	
24	A	Missouri	56 67									122	N	Navy	70 67	
24	H	Missouri	46 60									134	A	Alabama	68 50	
												143	A	Tulsa	57 50	
												158	H	Oral Roberts	60 70	
												164	A	Missouri St.	62 64	
												168	N	Memphis	91 61	
												259	H	Butler	68 50	
												303	H	Northwestern St.	65 36	
												331	H	La.-Monroe	92 46	
												337	H	Houston Baptist	101 40	
												340	H	Sam Houston St.	71 39	
LAST 12 Division I GAMES:																
83	N	Florida	61 71	83	A	Florida	53 57									
46	H	Auburn	64 70	3	H	South Carolina	49 79									
112	A	Vanderbilt	64 66	85	H	Georgia	66 69									
20	A	Tennessee	46 59	36	A	LSU	46 53									
14	H	Kentucky	62 69	24	H	Missouri	46 60									
24	A	Missouri	56 67	112	H	Vanderbilt	59 56									

Non-Div I Games:

Arkansas

■ Loss,
 ■ Non-Conf, S Site,
 ■ Home
 ■ Away
 N Neutral

Average RPI Win: 250	WON-LOST	WINNING	LAST 10	STRENGTH OF	OPP. STRENGTH	TEAM	ADJ.	CONF.	ADJ CONF.
Average RPI Loss: 161	RECORD	PCT. RANK	GAMES	SCHEDULE	OF SCHEDULE	RPI	RPI	RPI	RPI
DIV. I ONLY	7- 25	314	2- 8	247	163	317	317	21	21
DIV. I NON-CONF.	2- 10	305	0- 0	252	45	313	313	19	19
TOTALS	RPI 1-25	RPI 26-50	W-L RECORDS	RPI 51-100	RPI 101-150	RPI 150+			
7- 25	0- 0	0- 3	OVERALL	0- 5	1- 5	6- 12			
5- 7	0- 0	0- 2	HOME	0- 1	1- 2	4- 2			
0- 15	0- 0	0- 1	AWAY	0- 3	0- 2	0- 9			
2- 3	0- 0	0- 0	NEUTRAL	0- 1	0- 1	2- 1			
2- 10	0- 0	0- 1	NON-CONFERENCE	0- 4	1- 0	1- 5			
1- 2	0- 0	0- 1	HOME	0- 1	1- 0	0- 0			
0- 6	0- 0	0- 0	AWAY	0- 2	0- 0	0- 4			
1- 2	0- 0	0- 0	NEUTRAL	0- 1	0- 0	1- 1			
5- 15	0- 0	0- 2	CONFERENCE	0- 1	0- 5	5- 7			
4- 5	0- 0	0- 1	HOME	0- 0	0- 2	4- 2			
0- 9	0- 0	0- 1	AWAY	0- 1	0- 2	0- 5			
1- 1	0- 0	0- 0	NEUTRAL	0- 0	0- 1	1- 0			

RPI S	Opponent	Score	RPI S	Opponent	Score	RPI S	Opponent	Score	RPI S	Opponent	Score	Team's RPI: 317
30	H South Fla.	59 78	55	N California	55 80	126	A Troy	77 90				
45	A Little Rock	59 73	59	A Iowa St.	53 105	126	H Troy	75 83				
45	H Little Rock	35 60	80	A Oklahoma St.	34 76	126	N Troy	72 105				
			83	H Florida	60 71	143	H Tulsa	83 80				
			84	A UT Arlington	58 69	145	A Louisiana	60 72				
						145	H Louisiana	72 80				
						169	A Texas St.	43 63				
						173	A Wichita St.	51 69				
						214	A Appalachian St.	50 76				
						214	H Appalachian St.	72 81				
						222	A UT Martin	63 68				
						242	A South Ala.	49 71				
						242	H South Ala.	56 53				
						247	H Ga. Southern	76 84				
						247	N Ga. Southern	61 54				
						253	A Tennessee St.	66 76				
						255	A Coastal Caro.	55 57				
						255	H Coastal Caro.	60 52				
						261	H Georgia St.	59 57				
						262	A Austin Peay	55 62				
						272	N Kennesaw St.	70 67				
						297	N Northern Ky.	78 83				
						331	A La.-Monroe	51 59				
						331	H La.-Monroe	71 56				
LAST 12 Division I GAMES:												
126	N Troy	72 105	45	H Little Rock	35 60							
247	N Ga. Southern	61 54	84	A UT Arlington	58 69							
242	A South Ala.	49 71	169	A Texas St.	43 63							
126	A Troy	77 90	214	H Appalachian St.	72 81							
247	H Ga. Southern	76 84	255	H Coastal Caro.	60 52							
261	H Georgia St.	59 57	331	A La.-Monroe	51 59							

Non-Div I Games:

Arkansas St.

■ Loss,
■ Non-Conf,
■ S Site,
■ H Home
■ A Away
N Neutral

Army West Point

Through Games Of March 10, 2017

Average RPI Win:	271	WON-LOST	WINNING	LAST 10	STRENGTH OF	OPP. STRENGTH	TEAM	ADJ.	CONF.	ADJ CONF.
Average RPI Loss:	131	RECORD	PCT. RANK	GAMES	SCHEDULE	OF SCHEDULE	RPI	RPI	RPI	RPI
DIV. I ONLY	21- 9	68	7- 3	319	265	159	159	24	24	
DIV. I NON-CONF.	8- 2	49	0- 0	340	272	147	147	26	26	
TOTALS	RPI 1-25	RPI 26-50	W-L RECORDS	RPI 51-100	RPI 101-150	RPI 150+				
21- 9	0- 0	0- 0	OVERALL	0- 3	2- 4	19- 2				
12- 3	0- 0	0- 0	HOME	0- 1	1- 1	11- 1				
9- 5	0- 0	0- 0	AWAY	0- 2	1- 2	8- 1				
0- 1	0- 0	0- 0	NEUTRAL	0- 0	0- 1	0- 0				
8- 2	0- 0	0- 0	NON-CONFERENCE	0- 1	2- 1	6- 0				
5- 0	0- 0	0- 0	HOME	0- 0	1- 0	4- 0				
3- 2	0- 0	0- 0	AWAY	0- 1	1- 1	2- 0				
0- 0	0- 0	0- 0	NEUTRAL	0- 0	0- 0	0- 0				
13- 7	0- 0	0- 0	CONFERENCE	0- 2	0- 3	13- 2				
7- 3	0- 0	0- 0	HOME	0- 1	0- 1	7- 1				
6- 3	0- 0	0- 0	AWAY	0- 1	0- 1	6- 1				
0- 1	0- 0	0- 0	NEUTRAL	0- 0	0- 1	0- 0				

RPI S	Opponent	Score	RPI S	Opponent	Score	RPI S	Opponent	Score	RPI S	Opponent	Score	Team's RPI: 159
						70	A Bucknell	62 68	110	A Albany (NY)	59 65	
						70	H Bucknell	56 60	122	A Navy	62 67	
						73	A Minnesota	52 70	122	H Navy	58 63	
									122	N Navy	53 54	
									133	H Yale	59 55	
									138	A Delaware	61 47	
									185	A American	68 57	
									185	H American	53 51	
									219	A Dartmouth	68 60	
									226	A Boston U.	64 52	
									226	H Boston U.	62 66	
									268	A Loyola Maryland	62 71	
									268	H Loyola Maryland	67 48	
									275	A Colgate	76 69	
									275	H Colgate	57 47	
									275	H Colgate	83 76	
									300	A Lafayette	63 55	
									300	H Lafayette	76 73	
									308	A Lehigh	75 71	
									308	H Lehigh	70 52	
									318	A Holy Cross	67 59	
									318	H Holy Cross	60 41	
									322	H Air Force	75 47	
									325	H St. Francis Brooklyn	69 46	
									336	A LIU Brooklyn	68 47	
									339	H Fairleigh Dickinson	86 58	
LAST 12 Division I GAMES:												
			122	N Navy	53 54		318	H Holy Cross	60 41			
			275	H Colgate	83 76		185	A American	68 57			
			226	H Boston U.	62 66		275	H Colgate	57 47			
			308	H Lehigh	70 52		268	H Loyola Maryland	67 48			
			226	A Boston U.	64 52		300	A Lafayette	63 55			
			122	A Navy	62 67		70	A Bucknell	62 68			

Non-Div I Games: Mercy 90 48

Army West Point

Loss, Non-Conf, S Site, H Home A Away N Neutral

RPI	S	Opponent	Score
341	H	Wagner	85 40

Army West Point

A
r
m
y
W
e
s
t
P
o
i
n
t

A
r
m
y
W
e
s
t
P
o
i
n
t

Average RPI Win: 130	WON-LOST	WINNING	LAST 10	STRENGTH OF	OPP. STRENGTH	TEAM	ADJ.	CONF.	ADJ CONF.
Average RPI Loss: 53	RECORD	PCT. RANK	GAMES	SCHEDULE	OF SCHEDULE	RPI	RPI	RPI	RPI
DIV. I ONLY	17- 14	141	3- 7	15	44	46	46	2	2
DIV. I NON-CONF.	10- 4	80	0- 0	35	107	36	36	2	2
TOTALS	RPI 1-25	RPI 26-50	W-L RECORDS	RPI 51-100	RPI 101-150	RPI 150+			
17- 14	1- 7	3- 1	OVERALL	2- 3	6- 3	5- 0			
7- 6	1- 3	2- 0	HOME	1- 1	2- 2	1- 0			
7- 6	0- 4	0- 0	AWAY	1- 1	3- 1	3- 0			
3- 2	0- 0	1- 1	NEUTRAL	0- 1	1- 0	1- 0			
10- 4	0- 1	2- 1	NON-CONFERENCE	1- 1	3- 1	4- 0			
4- 1	0- 0	1- 0	HOME	1- 0	1- 1	1- 0			
3- 2	0- 1	0- 0	AWAY	0- 1	1- 0	2- 0			
3- 1	0- 0	1- 1	NEUTRAL	0- 0	1- 0	1- 0			
7- 10	1- 6	1- 0	CONFERENCE	1- 2	3- 2	1- 0			
3- 5	1- 3	1- 0	HOME	0- 1	1- 1	0- 0			
4- 4	0- 3	0- 0	AWAY	1- 0	2- 1	1- 0			
0- 1	0- 0	0- 0	NEUTRAL	0- 1	0- 0	0- 0			

RPI	S	Opponent	Score	RPI	S	Opponent	Score	Team's RPI: 46	RPI	S	Opponent	Score	RPI	S	Opponent	Score
3	A	South Carolina	41 60	29	N	Drake	85 80		75	A	Tulane	59 61	105	H	Virginia Tech	87 92
3	H	South Carolina	47 73	36	H	LSU	54 49		83	A	Florida	82 75	112	A	Vanderbilt	64 59
5	H	Mississippi St.	47 77	41	N	West Virginia	52 56		85	H	Georgia	51 57	118	A	Ole Miss	59 63
14	H	Kentucky	60 64	50	H	Indiana	71 67		85	N	Georgia	52 56	118	H	Ole Miss	83 60
20	H	Tennessee	79 61						93	H	Jacksonville	53 41	121	N	Ball St.	54 40
21	A	Texas A&M	61 66										126	H	Troy	61 52
22	A	Kansas St.	66 71										134	A	Alabama	66 55
24	A	Missouri	53 68										134	H	Alabama	61 63
													137	A	Louisiana Tech	76 66
													171	A	East Carolina	61 52
													172	A	Arkansas	70 64
													233	N	Marist	52 51
													281	A	N.C. A&T	68 36
													296	H	Savannah St.	75 46
LAST 12 Division I GAMES:																
		85	N	Georgia	52	56			3	A	South Carolina	41	60			
		172	A	Arkansas	70	64			21	A	Texas A&M	61	66			
		36	H	LSU	54	49			5	H	Mississippi St.	47	77			
		134	H	Alabama	61	63			134	A	Alabama	66	55			
		118	A	Ole Miss	59	63			24	A	Missouri	53	68			
		85	H	Georgia	51	57			14	H	Kentucky	60	64			

Non-Div I Games:

Auburn

■ Loss,
 ■ Non-Conf, S Site,
 ■ Home
 ■ Away
 N Neutral

Average RPI Win:	261	WON-LOST	WINNING	LAST 10	STRENGTH OF	OPP. STRENGTH	TEAM	ADJ.	CONF.	ADJ CONF.
Average RPI Loss:	189	RECORD	PCT. RANK	GAMES	SCHEDULE	OF SCHEDULE	RPI	RPI	RPI	RPI
DIV. I ONLY	12- 16	216	4- 6	298	268	262	262	26	26	
DIV. I NON-CONF.	4- 7	224	0- 0	225	248	257	257	25	25	
TOTALS	RPI 1-25	RPI 26-50	W-L RECORDS	RPI 51-100	RPI 101-150	RPI 150+				
12- 16	0- 0	0- 1	OVERALL	0- 3	0- 1	12- 11				
8- 5	0- 0	0- 1	HOME	0- 1	0- 0	8- 3				
4- 9	0- 0	0- 0	AWAY	0- 2	0- 1	4- 6				
0- 2	0- 0	0- 0	NEUTRAL	0- 0	0- 0	0- 2				
4- 7	0- 0	0- 1	NON-CONFERENCE	0- 2	0- 1	4- 3				
3- 2	0- 0	0- 1	HOME	0- 0	0- 0	3- 1				
1- 4	0- 0	0- 0	AWAY	0- 2	0- 1	1- 1				
0- 1	0- 0	0- 0	NEUTRAL	0- 0	0- 0	0- 1				
8- 9	0- 0	0- 0	CONFERENCE	0- 1	0- 0	8- 8				
5- 3	0- 0	0- 0	HOME	0- 1	0- 0	5- 2				
3- 5	0- 0	0- 0	AWAY	0- 0	0- 0	3- 5				
0- 1	0- 0	0- 0	NEUTRAL	0- 0	0- 0	0- 1				

RPI S	Opponent	Score	RPI S	Opponent	Score	RPI S	Opponent	Score	RPI S	Opponent	Score	Team's RPI: 262
40	H Western Ky.	65 85	57	H Belmont	71 80	118	A Ole Miss	38 66				
			82	A Middle Tenn.	51 82	179	H Morehead St.	71 81				
			94	A UCF	43 61	204	A SIUE	69 76				
						204	H SIUE	85 62				
						205	H ETSU	77 74				
						222	A UT Martin	80 83				
						222	H UT Martin	85 60				
						222	N UT Martin	43 59				
						225	A Evansville	54 68				
						248	H Miami (OH)	58 73				
						249	N St. Bonaventure	57 58				
						252	A Jacksonville St.	45 65				
						253	H Tennessee St.	79 63				
						264	A Murray St.	62 67				
						264	H Murray St.	75 63				
						266	A Southeast Mo. St.	74 64				
						266	H Southeast Mo. St.	84 74				
						271	A Eastern Ky.	71 80				
						272	H Kennesaw St.	68 49				
						282	A Tennessee Tech	87 84				
						287	A Ark.-Pine Bluff	69 55				
						299	A Eastern Ill.	69 59				
						299	H Eastern Ill.	73 78				
						317	H Arkansas St.	62 55				
LAST 12 Division I GAMES:												
222	N	UT Martin	43	59	253	H	Tennessee St.	79	63			
266	A	Southeast Mo. St.	74	64	271	A	Eastern Ky.	71	80			
222	H	UT Martin	85	60	266	H	Southeast Mo. St.	84	74			
299	H	Eastern Ill.	73	78	222	A	UT Martin	80	83			
204	A	SIUE	69	76	264	H	Murray St.	75	63			
264	A	Murray St.	62	67	299	A	Eastern Ill.	69	59			

Non-Div I Games: Trevecca Nazarene 69 51 Christian Bros. 76 57

Austin Peay

Loss, Non-Conf, S Site, H Home A Away N Neutral

Average RPI Win:	207	WON-LOST	WINNING	LAST 10	STRENGTH OF	OPP. STRENGTH	TEAM	ADJ.	CONF.	ADJ CONF.
Average RPI Loss:	90	RECORD	PCT. RANK	GAMES	SCHEDULE	OF SCHEDULE	RPI	RPI	RPI	RPI
DIV. I ONLY	20- 11	96	7- 3	134	104	88	88	15	15	
DIV. I NON-CONF.	6- 5	148	0- 0	66	12	81	81	13	13	
TOTALS	RPI 1-25	RPI 26-50	W-L RECORDS	RPI 51-100	RPI 101-150	RPI 150+				
20- 11	0- 3	0- 0	OVERALL	1- 3	5- 3	14- 2				
10- 2	0- 2	0- 0	HOME	1- 0	2- 0	7- 0				
6- 7	0- 0	0- 0	AWAY	0- 3	0- 2	6- 2				
4- 2	0- 1	0- 0	NEUTRAL	0- 0	3- 1	1- 0				
6- 5	0- 3	0- 0	NON-CONFERENCE	0- 2	3- 0	3- 0				
1- 2	0- 2	0- 0	HOME	0- 0	0- 0	1- 0				
2- 2	0- 0	0- 0	AWAY	0- 2	0- 0	2- 0				
3- 1	0- 1	0- 0	NEUTRAL	0- 0	3- 0	0- 0				
14- 6	0- 0	0- 0	CONFERENCE	1- 1	2- 3	11- 2				
9- 0	0- 0	0- 0	HOME	1- 0	2- 0	6- 0				
4- 5	0- 0	0- 0	AWAY	0- 1	0- 2	4- 2				
1- 1	0- 0	0- 0	NEUTRAL	0- 0	0- 1	1- 0				

RPI S	Opponent	Score	RPI S	Opponent	Score	RPI S	Opponent	Score	RPI S	Opponent	Score
4 N	Oregon St.	56 65				64 A	Gonzaga	52 87	107 N	UNLV	63 54
10 H	Washington	70 82				64 H	Gonzaga	71 63	111 A	St. Mary's (CA)	58 64
19 H	Oklahoma	61 68				79 A	Utah	60 77	111 H	St. Mary's (CA)	70 65
						85 A	Georgia	51 81	111 N	St. Mary's (CA)	49 59
									113 N	Saint Joseph's	71 56
									139 A	San Francisco	63 70
									139 H	San Francisco	73 61
									143 N	Tulsa	71 56
									161 A	Santa Clara	63 64
									161 H	Santa Clara	72 66
									188 A	Utah St.	60 40
									202 A	Loyola Marymount	74 77
									202 H	Loyola Marymount	76 59
									223 A	San Diego	65 47
									223 H	San Diego	81 63
									223 N	San Diego	75 66
									237 H	Weber St.	73 64
									244 A	Pacific	68 55
									244 H	Pacific	68 50
									276 A	Portland	77 38
									276 H	Portland	73 60
									314 A	Pepperdine	73 47
									314 H	Pepperdine	88 49
									332 A	Utah Valley	68 50
LAST 12 Division I GAMES:											
111 N	St. Mary's (CA)	49 59	139 H	San Francisco	73 61						
223 N	San Diego	75 66	314 H	Pepperdine	88 49						
64 H	Gonzaga	71 63	276 A	Portland	77 38						
276 H	Portland	73 60	64 A	Gonzaga	52 87						
111 A	St. Mary's (CA)	58 64	202 A	Loyola Marymount	74 77						
223 A	San Diego	65 47	161 H	Santa Clara	72 66						

Non-Div I Games:

BYU

■ Loss,
 ■ Non-Conf,
 S Site,
 ■ Home
 ■ Away
 N Neutral

Average RPI Win:	202	WON-LOST	WINNING	LAST 10	STRENGTH OF	OPP. STRENGTH	TEAM	ADJ.	CONF.	ADJ CONF.
Average RPI Loss:	95	RECORD	PCT. RANK	GAMES	SCHEDULE	OF SCHEDULE	RPI	RPI	RPI	RPI
DIV. I ONLY	20- 10	87	7- 3	188	102	121	121	10	10	
DIV. I NON-CONF.	6- 5	148	0- 0	317	128	231	231	11	11	
TOTALS	RPI 1-25	RPI 26-50	W-L RECORDS	RPI 51-100	RPI 101-150	RPI 150+				
20- 10	0- 0	2- 4	OVERALL	3- 4	0- 0	15- 2				
9- 5	0- 0	1- 1	HOME	1- 3	0- 0	7- 1				
10- 2	0- 0	1- 2	AWAY	2- 0	0- 0	7- 0				
1- 3	0- 0	0- 1	NEUTRAL	0- 1	0- 0	1- 1				
6- 5	0- 0	0- 2	NON-CONFERENCE	0- 1	0- 0	6- 2				
3- 2	0- 0	0- 0	HOME	0- 1	0- 0	3- 1				
2- 1	0- 0	0- 1	AWAY	0- 0	0- 0	2- 0				
1- 2	0- 0	0- 1	NEUTRAL	0- 0	0- 0	1- 1				
14- 5	0- 0	2- 2	CONFERENCE	3- 3	0- 0	9- 0				
6- 3	0- 0	1- 1	HOME	1- 2	0- 0	4- 0				
8- 1	0- 0	1- 1	AWAY	2- 0	0- 0	5- 0				
0- 1	0- 0	0- 0	NEUTRAL	0- 1	0- 0	0- 0				

RPI S	Opponent	Score	RPI S	Opponent	Score	RPI S	Opponent	Score	RPI S	Opponent	Score	Team's RPI: 121
40	A Western Ky.	61 68	40	A Western Ky.	61 68	58	H Purdue	42 58	153	A Oakland	66 59	
44	A Central Mich.	92 101	44	A Central Mich.	92 101	72	H Ohio	68 72	162	A Western Mich.	83 72	
44	H Central Mich.	81 73	44	H Central Mich.	81 73	74	A Northern Ill.	92 84	162	H Western Mich.	61 56	
46	N Auburn	40 54	46	N Auburn	40 54	74	H Northern Ill.	96 101	171	N East Carolina	69 82	
49	A Toledo	51 45	49	A Toledo	51 45	95	H Kent St.	71 47	225	H Evansville	84 49	
49	H Toledo	66 76	49	H Toledo	66 76	97	A Buffalo	89 75	238	A Akron	90 63	
						97	N Buffalo	65 69	238	H Akron	80 70	
									248	A Miami (OH)	81 60	
									257	A Bowling Green	75 53	
									257	H Bowling Green	91 70	
									259	A Butler	74 50	
									281	N N.C. A&T	76 57	
									284	A Eastern Mich.	64 54	
									284	H Eastern Mich.	78 49	
									287	H Ark.-Pine Bluff	88 60	
									298	H Lipscomb	74 78	
									343	H Chicago St.	88 53	
LAST 12 Division I GAMES:												
97	N Buffalo	65 69	72	H Ohio	68 72							
49	H Toledo	66 76	257	H Bowling Green	91 70							
284	A Eastern Mich.	64 54	248	A Miami (OH)	81 60							
44	H Central Mich.	81 73	238	A Akron	90 63							
162	A Western Mich.	83 72	74	H Northern Ill.	96 101							
74	A Northern Ill.	92 84	97	A Buffalo	89 75							

Non-Div I Games: Urbana 93 49

Ball St.

■ Loss,
 ■ Non-Conf,
 ■ S Site,
 ■ H Home
 ■ A Away
 N Neutral

Average RPI Win: 109		WON-LOST	WINNING	LAST 10	STRENGTH OF	OPP. STRENGTH	TEAM	ADJ.	CONF.	ADJ CONF.
Average RPI Loss: 18		RECORD	PCT. RANK	GAMES	SCHEDULE	OF SCHEDULE	RPI	RPI	RPI	RPI
DIV. I ONLY		30- 3	3	8- 2	31	9	7	7	4	4
DIV. I NON-CONF.		11- 1	12	0- 0	82	38	8	8	3	3
TOTALS		RPI 1-25	RPI 26-50		W-L RECORDS		RPI 51-100	RPI 101-150	RPI 150+	
30- 3		10- 2	2- 1		OVERALL		5- 0	4- 0	9- 0	
15- 1		3- 1	1- 0		HOME		2- 0	2- 0	7- 0	
10- 1		4- 1	1- 0		AWAY		2- 0	1- 0	2- 0	
5- 1		3- 0	0- 1		NEUTRAL		1- 0	1- 0	0- 0	
11- 1		4- 1	0- 0		NON-CONFERENCE		1- 0	1- 0	5- 0	
7- 0		1- 0	0- 0		HOME		0- 0	1- 0	5- 0	
1- 1		1- 1	0- 0		AWAY		0- 0	0- 0	0- 0	
3- 0		2- 0	0- 0		NEUTRAL		1- 0	0- 0	0- 0	
19- 2		6- 1	2- 1		CONFERENCE		4- 0	3- 0	4- 0	
8- 1		2- 1	1- 0		HOME		2- 0	1- 0	2- 0	
9- 0		3- 0	1- 0		AWAY		2- 0	1- 0	2- 0	
2- 1		1- 0	0- 1		NEUTRAL		0- 0	1- 0	0- 0	

RPI	S	Opponent	Score
1	A	UConn	61 72
9	H	UCLA	84 70
13	A	Texas	70 67
13	H	Texas	79 85
17	N	DePaul	104 72
19	A	Oklahoma	103 64
19	H	Oklahoma	92 58
20	A	Tennessee	88 66
22	A	Kansas St.	91 49
22	H	Kansas St.	87 57
22	N	Kansas St.	88 71
25	N	Ohio St.	85 68

RPI	S	Opponent	Score
41	A	West Virginia	91 56
41	H	West Virginia	79 73
41	N	West Virginia	66 77

RPI	S	Opponent	Score
59	A	Iowa St.	83 52
59	H	Iowa St.	68 42
80	A	Oklahoma St.	86 50
80	H	Oklahoma St.	89 67
95	N	Kent St.	84 42

RPI	S	Opponent	Score
104	A	Texas Tech	79 61
104	H	Texas Tech	86 48
104	N	Texas Tech	95 63
106	H	Abilene Christian	79 34
166	A	TCU	91 73
166	H	TCU	77 54
169	H	Texas St.	90 24
189	A	Kansas	92 43
189	H	Kansas	90 43
313	H	Mississippi Val.	101 36
329	H	Southeastern La.	109 38
337	H	Houston Baptist	118 43
345	H	Winthrop	140 32

LAST 12 Division I GAMES:

41	N	West Virginia	66 77	80	H	Oklahoma St.	89 67
22	N	Kansas St.	88 71	166	A	TCU	91 73
104	N	Texas Tech	95 63	13	H	Texas	79 85
19	A	Oklahoma	103 64	104	A	Texas Tech	79 61
104	H	Texas Tech	86 48	59	A	Iowa St.	83 52
13	A	Texas	70 67	19	H	Oklahoma	92 58

Non-Div I Games:

Baylor

■ Loss,
■ Non-Conf,
■ S Site,
■ H Home
■ A Away
N Neutral

RPI 1-25			
RPI	S	Opponent	Score
11	A	Louisville	50 73
RPI 26-50			
RPI	S	Opponent	Score
26	H	Green Bay	53 62
RPI 51-100			
RPI	S	Opponent	Score
62	H	IUPUI	78 72
73	A	Minnesota	74 75
Team's RPI: 57			
RPI 101+			
RPI	S	Opponent	Score
126	A	Troy	74 91
146	N	Fresno St.	53 62
179	A	Morehead St.	91 59
179	H	Morehead St.	96 76
191	A	UAB	72 58
202	A	Loyola Marymount	79 72
204	H	SIUE	94 67
216	A	Presbyterian	83 58
222	H	UT Martin	71 66
222	N	UT Martin	83 62
228	A	Samford	73 54
252	A	Jacksonville St.	54 53
252	H	Jacksonville St.	61 52
253	A	Tennessee St.	70 60
253	H	Tennessee St.	87 71
262	A	Austin Peay	80 71
264	A	Murray St.	87 69
266	H	Southeast Mo. St.	89 77
266	N	Southeast Mo. St.	74 59
271	A	Eastern Ky.	73 67
271	H	Eastern Ky.	74 58
271	N	Eastern Ky.	94 64
282	A	Tennessee Tech	85 66
282	H	Tennessee Tech	89 75
298	H	Lipscomb	100 62
299	A	Eastern Ill.	77 58

Non-Div I Games: Trevecca Nazarene 87 56

B
e
l
m
o
n
t

RPI S Belmont Score

Through Games Of March 10, 2017

RPI	S	Opponent	Score
316	A	Fort Wayne	85 59

B
e
l
m
o
n
t

Belmont

Bethune-Cookman

Through Games Of March 10, 2017

Average RPI Win:	289	WON-LOST	WINNING	LAST 10	STRENGTH OF	OPP. STRENGTH	TEAM	ADJ.	CONF.	ADJ CONF.
Average RPI Loss:	194	RECORD	PCT. RANK	GAMES	SCHEDULE	OF SCHEDULE	RPI	RPI	RPI	RPI
DIV. I ONLY	19- 9	74	10- 0	328	340	167	167	32	32	
DIV. I NON-CONF.	2- 8	288	0- 0	231	287	304	304	31	31	
TOTALS	RPI 1-25	RPI 26-50	W-L RECORDS	RPI 51-100	RPI 101-150	RPI 150+				
19- 9	0- 0	0- 0	OVERALL	0- 2	0- 2	19- 5				
8- 1	0- 0	0- 0	HOME	0- 0	0- 0	8- 1				
8- 7	0- 0	0- 0	AWAY	0- 2	0- 2	8- 3				
3- 1	0- 0	0- 0	NEUTRAL	0- 0	0- 0	3- 1				
2- 8	0- 0	0- 0	NON-CONFERENCE	0- 2	0- 2	2- 4				
1- 0	0- 0	0- 0	HOME	0- 0	0- 0	1- 0				
0- 7	0- 0	0- 0	AWAY	0- 2	0- 2	0- 3				
1- 1	0- 0	0- 0	NEUTRAL	0- 0	0- 0	1- 1				
17- 1	0- 0	0- 0	CONFERENCE	0- 0	0- 0	17- 1				
7- 1	0- 0	0- 0	HOME	0- 0	0- 0	7- 1				
8- 0	0- 0	0- 0	AWAY	0- 0	0- 0	8- 0				
2- 0	0- 0	0- 0	NEUTRAL	0- 0	0- 0	2- 0				

RPI 1-25				RPI 26-50				RPI 51-100				RPI 101+				Team's RPI: 167	
RPI	S	Opponent	Score	RPI	S	Opponent	Score	RPI	S	Opponent	Score	RPI	S	Opponent	Score		
								93	A	Jacksonville	63	69	102	A	Stetson	60	63
								94	A	UCF	43	70	114	A	Clemson	38	59
													160	H	Hampton	66	56
													204	N	SIUE	83	78
													227	H	Howard	75	54
													230	A	Southern U.	59	61
													253	N	Tennessee St.	60	69
													260	A	UMES	61	33
													260	H	UMES	56	59
													267	A	Prairie View	64	66
													281	A	N.C. A&T	65	60
													283	A	Norfolk St.	68	58
													283	H	Norfolk St.	53	44
													288	A	Coppin St.	76	56
													288	H	Coppin St.	71	52
													292	H	North Florida	52	50
													296	A	Savannah St.	38	31
													296	N	Savannah St.	53	43
													324	A	Florida A&M	64	41
													324	H	Florida A&M	66	53
													324	N	Florida A&M	59	42
													329	A	Southeastern La.	63	75
													330	H	Morgan St.	50	48
													335	A	N.C. Central	62	52
													347	H	Delaware St.	72	58
													348	A	South Carolina St.	64	34
LAST 12 Division I GAMES:																	
				324	N	Florida A&M	59	42		160	H	Hampton	66	56			
				296	N	Savannah St.	53	43		260	A	UMES	61	33			
				324	H	Florida A&M	66	53		288	A	Coppin St.	76	56			
				281	A	N.C. A&T	65	60		227	H	Howard	75	54			
				335	A	N.C. Central	62	52		347	H	Delaware St.	72	58			
				283	H	Norfolk St.	53	44		283	A	Norfolk St.	68	58			

Non-Div I Games: Edward Waters 55 45 Flagler 76 53

Bethune-Cookman

Loss, Non-Conf, S Site, H Home A Away N Neutral

Binghamton

Through Games Of March 10, 2017

Average RPI Win:	248	WON-LOST	WINNING	LAST 10	STRENGTH OF	OPP. STRENGTH	TEAM	ADJ.	CONF.	ADJ CONF.
Average RPI Loss:	143	RECORD	PCT. RANK	GAMES	SCHEDULE	OF SCHEDULE	RPI	RPI	RPI	RPI
DIV. I ONLY	11- 17	231	4- 6	150	261	210	210	22	22	
DIV. I NON-CONF.	3- 8	262	0- 0	97	316	212	212	22	22	
TOTALS	RPI 1-25	RPI 26-50	W-L RECORDS	RPI 51-100	RPI 101-150	RPI 150+				
11- 17	0- 0	0- 0	OVERALL	1- 4	1- 6	9- 7				
5- 8	0- 0	0- 0	HOME	0- 2	1- 2	4- 4				
6- 8	0- 0	0- 0	AWAY	1- 2	0- 3	5- 3				
0- 1	0- 0	0- 0	NEUTRAL	0- 0	0- 1	0- 0				
3- 8	0- 0	0- 0	NON-CONFERENCE	1- 2	0- 2	2- 4				
0- 5	0- 0	0- 0	HOME	0- 1	0- 1	0- 3				
3- 3	0- 0	0- 0	AWAY	1- 1	0- 1	2- 1				
0- 0	0- 0	0- 0	NEUTRAL	0- 0	0- 0	0- 0				
8- 9	0- 0	0- 0	CONFERENCE	0- 2	1- 4	7- 3				
5- 3	0- 0	0- 0	HOME	0- 1	1- 1	4- 1				
3- 5	0- 0	0- 0	AWAY	0- 1	0- 2	3- 2				
0- 1	0- 0	0- 0	NEUTRAL	0- 0	0- 1	0- 0				

RPI 1-25				RPI 26-50				RPI 51-100				RPI 101+ Team's RPI: 210			
RPI	S	Opponent	Score	RPI	S	Opponent	Score	RPI	S	Opponent	Score	RPI	S	Opponent	Score
								56	A	Penn	61 48	110	A	Albany (NY)	63 80
								70	H	Bucknell	57 67	110	H	Albany (NY)	61 67
								72	A	Ohio	55 63	127	H	Cornell	51 54
								77	A	New Hampshire	69 76	128	A	Maine	49 62
								77	H	New Hampshire	62 70	128	H	Maine	58 52
												128	N	Maine	40 57
												133	A	Yale	48 57
												155	H	Brown	72 83
												183	A	Hartford	73 76
												183	H	Hartford	60 59
												194	H	Columbia	65 75
												195	A	Providence	58 71
												200	H	Sacred Heart	69 77
												211	A	UMBC	45 53
												211	H	UMBC	69 62
												258	A	Stony Brook	48 40
												258	H	Stony Brook	59 74
												274	A	Vermont	64 55
												274	H	Vermont	76 61
												321	A	NJIT	68 44
												339	A	Fairleigh Dickinson	80 69
												344	A	UMass Lowell	58 48
												344	H	UMass Lowell	69 54
LAST 12 Division I GAMES:															
				128	N	Maine	40 57			274	H	Vermont	76	61	
				128	A	Maine	49 62			344	H	UMass Lowell	69	54	
				183	H	Hartford	60 59			211	A	UMBC	45	53	
				258	H	Stony Brook	59 74			128	H	Maine	58	52	
				77	A	New Hampshire	69 76			183	A	Hartford	73	76	
				110	A	Albany (NY)	63 80			258	A	Stony Brook	48	40	

Non-Div I Games: Georgian Court 74 53 Misericordia 77 54

Binghamton

Loss, Non-Conf, S Site, H Home A Away N Neutral

B
o
i
s
e
s
t
.

B
o
i
s
e
s
t
.

Concordia Portland 71 40

Page 29

Average RPI Win: 196	WON-LOST	WINNING	LAST 10	STRENGTH OF	OPP. STRENGTH	TEAM	ADJ.	CONF.	ADJ CONF.
Average RPI Loss: 70	RECORD	PCT. RANK	GAMES	SCHEDULE	OF SCHEDULE	RPI	RPI	RPI	RPI
DIV. I ONLY	9- 21	279	1- 9	45	49	177	177	3	3
DIV. I NON-CONF.	7- 6	157	0- 0	198	228	188	188	4	4
<hr/>									
TOTALS	RPI 1-25	RPI 26-50	W-L RECORDS	RPI 51-100	RPI 101-150	RPI 150+			
9- 21	0- 6	0- 3	OVERALL	0- 6	4- 3	5- 3			
6- 9	0- 3	0- 2	HOME	0- 2	2- 2	4- 0			
2- 10	0- 3	0- 1	AWAY	0- 2	2- 1	0- 3			
1- 2	0- 0	0- 0	NEUTRAL	0- 2	0- 0	1- 0			
7- 6	0- 0	0- 0	NON-CONFERENCE	0- 2	2- 2	5- 2			
5- 2	0- 0	0- 0	HOME	0- 1	1- 1	4- 0			
1- 3	0- 0	0- 0	AWAY	0- 0	1- 1	0- 2			
1- 1	0- 0	0- 0	NEUTRAL	0- 1	0- 0	1- 0			
2- 15	0- 6	0- 3	CONFERENCE	0- 4	2- 1	0- 1			
1- 7	0- 3	0- 2	HOME	0- 1	1- 1	0- 0			
1- 7	0- 3	0- 1	AWAY	0- 2	1- 0	0- 1			
0- 1	0- 0	0- 0	NEUTRAL	0- 1	0- 0	0- 0			

RPI 1-25				RPI 26-50				RPI 51-100				RPI 101+ Team's RPI: 177			
RPI	S	Opponent	Score	RPI	S	Opponent	Score	RPI	S	Opponent	Score	RPI	S	Opponent	Score
2	A	Notre Dame	45 82	31	A	Syracuse	52 79	52	A	Virginia	55 62	105	H	Virginia Tech	79 82
2	H	Notre Dame	69 80	31	H	Syracuse	45 72	61	H	Georgia Tech	67 71	111	H	St. Mary's (CA)	54 62
8	H	Duke	44 67	38	H	North Carolina St.	58 70	61	N	Georgia Tech	67 71	114	H	Clemson	60 48
11	A	Louisville	43 68					86	A	Wake Forest	55 71	119	A	Fordham	49 56
12	H	Florida St.	53 85					87	H	Penn St.	56 60	120	A	North Carolina	88 77
15	A	Miami (FL)	51 58					100	N	SMU	64 72	128	H	Maine	64 53
												133	A	Yale	71 64
												163	A	Pittsburgh	43 56
												183	A	Hartford	56 65
												195	H	Providence	57 53
												198	A	Seton Hall	66 71
												219	H	Dartmouth	65 53
												226	H	Boston U.	67 49
												306	H	Central Conn. St.	66 46
												325	N	St. Francis Brooklyn	73 58
<hr/>															
LAST 12 Division I GAMES:															
		61	N	Georgia Tech	67	71		31	H	Syracuse	45	72			
		105	H	Virginia Tech	79	82		12	H	Florida St.	53	85			
		2	A	Notre Dame	45	82		15	A	Miami (FL)	51	58			
		38	H	North Carolina St.	58	70		86	A	Wake Forest	55	71			
		11	A	Louisville	43	68		8	H	Duke	44	67			
		120	A	North Carolina	88	77		2	H	Notre Dame	69	80			

Non-Div I Games:

Boston College

■ Loss,
 ■ Non-Conf,
 ■ S Site,
 ■ Home
 ■ A Away
 N Neutral

Average RPI Win:	282	WON-LOST	WINNING	LAST 10	STRENGTH OF	OPP. STRENGTH	TEAM	ADJ.	CONF.	ADJ CONF.
Average RPI Loss:	138	RECORD	PCT. RANK	GAMES	SCHEDULE	OF SCHEDULE	RPI	RPI	RPI	RPI
DIV. I ONLY	13- 17	210	6- 4	238	246	226	226	24	24	
DIV. I NON-CONF.	2- 9	293	0- 0	219	160	319	319	26	26	
TOTALS	RPI 1-25	RPI 26-50	W-L RECORDS	RPI 51-100	RPI 101-150	RPI 150+				
13- 17	0- 0	0- 2	OVERALL	0- 3	0- 4	13- 8				
8- 6	0- 0	0- 1	HOME	0- 2	0- 1	8- 2				
5- 10	0- 0	0- 1	AWAY	0- 1	0- 2	5- 6				
0- 1	0- 0	0- 0	NEUTRAL	0- 0	0- 1	0- 0				
2- 9	0- 0	0- 2	NON-CONFERENCE	0- 1	0- 2	2- 4				
2- 3	0- 0	0- 1	HOME	0- 1	0- 0	2- 1				
0- 5	0- 0	0- 1	AWAY	0- 0	0- 1	0- 3				
0- 1	0- 0	0- 0	NEUTRAL	0- 0	0- 1	0- 0				
11- 8	0- 0	0- 0	CONFERENCE	0- 2	0- 2	11- 4				
6- 3	0- 0	0- 0	HOME	0- 1	0- 1	6- 1				
5- 5	0- 0	0- 0	AWAY	0- 1	0- 1	5- 3				
0- 0	0- 0	0- 0	NEUTRAL	0- 0	0- 0	0- 0				

RPI 1-25				RPI 26-50				RPI 51-100				RPI 101+				Team's RPI: 226
RPI	S	Opponent	Score	RPI	S	Opponent	Score	RPI	S	Opponent	Score	RPI	S	Opponent	Score	
				34	A	Arizona St.	42 71	70	A	Bucknell	56 73	110	A	Albany (NY)	54 69	
				43	H	Harvard	52 65	70	H	Bucknell	50 66	115	N	Long Beach St.	48 61	
								77	H	New Hampshire	51 59	122	A	Navy	41 55	
												122	H	Navy	59 62	
												157	A	Northeastern	59 78	
												159	A	Army West Point	66 62	
												159	H	Army West Point	52 64	
												177	A	Boston College	49 67	
												185	A	American	62 73	
												185	A	American	51 57	
												185	H	American	71 62	
												219	H	Dartmouth	49 61	
												233	A	Marist	57 76	
												268	A	Loyola Maryland	67 55	
												268	H	Loyola Maryland	61 58	
												275	A	Colgate	87 96	
												275	H	Colgate	65 51	
												300	A	Lafayette	75 58	
												300	H	Lafayette	68 50	
												308	A	Lehigh	69 64	
												308	H	Lehigh	64 50	
												311	H	Massachusetts	64 60	
												318	A	Holy Cross	66 49	
												318	H	Holy Cross	68 56	
												344	H	UMass Lowell	66 56	
LAST 12 Division I GAMES:																
				185	A	American	51 57	268	A	Loyola Maryland	67 55					
				159	A	Army West Point	66 62	185	H	American	71 62					
				318	H	Holy Cross	68 56	300	A	Lafayette	75 58					
				159	H	Army West Point	52 64	122	A	Navy	41 55					
				70	A	Bucknell	56 73	308	H	Lehigh	64 50					
				275	H	Colgate	65 51	70	H	Bucknell	50 66					

Non-Div I Games:

Boston U.

■ Loss,
 ■ Non-Conf, S Site,
 ■ Home
 ■ Away
 N Neutral

Bowling Green

Through Games Of March 10, 2017

Average RPI Win:	241	WON-LOST	WINNING	LAST 10	STRENGTH OF	OPP. STRENGTH	TEAM	ADJ.	CONF.	ADJ CONF.
Average RPI Loss:	121	RECORD	PCT. RANK	GAMES	SCHEDULE	OF SCHEDULE	RPI	RPI	RPI	RPI
DIV. I ONLY	6- 22	315	3- 7	113	105	257	257	10	10	
DIV. I NON-CONF.	2- 7	284	0- 0	242	57	299	299	11	11	
TOTALS	RPI 1-25	RPI 26-50	W-L RECORDS	RPI 51-100	RPI 101-150	RPI 150+				
6- 22	0- 1	0- 2	OVERALL	1- 9	0- 3	5- 7				
1- 11	0- 0	0- 1	HOME	0- 5	0- 1	1- 4				
3- 10	0- 1	0- 1	AWAY	1- 3	0- 2	2- 3				
2- 1	0- 0	0- 0	NEUTRAL	0- 1	0- 0	2- 0				
2- 7	0- 1	0- 0	NON-CONFERENCE	0- 2	0- 1	2- 3				
0- 3	0- 0	0- 0	HOME	0- 1	0- 0	0- 2				
0- 3	0- 1	0- 0	AWAY	0- 0	0- 1	0- 1				
2- 1	0- 0	0- 0	NEUTRAL	0- 1	0- 0	2- 0				
4- 15	0- 0	0- 2	CONFERENCE	1- 7	0- 2	3- 4				
1- 8	0- 0	0- 1	HOME	0- 4	0- 1	1- 2				
3- 7	0- 0	0- 1	AWAY	1- 3	0- 1	2- 2				
0- 0	0- 0	0- 0	NEUTRAL	0- 0	0- 0	0- 0				

RPI 1-25				RPI 26-50				RPI 51-100				RPI 101+ Team's RPI: 257			
RPI	S	Opponent	Score	RPI	S	Opponent	Score	RPI	S	Opponent	Score	RPI	S	Opponent	Score
11	A	Louisville	58 83	44	H	Central Mich.	65 76	52	H	Virginia	47 67	105	A	Virginia Tech	51 98
				49	A	Toledo	59 74	65	N	Chattanooga	49 54	121	A	Ball St.	70 91
								72	A	Ohio	68 79	121	H	Ball St.	53 75
								72	H	Ohio	58 69	162	A	Western Mich.	58 75
								74	H	Northern Ill.	76 89	162	H	Western Mich.	53 74
								95	A	Kent St.	78 80	180	H	Cleveland St.	56 64
								95	H	Kent St.	60 70	182	H	Cincinnati	58 68
								97	A	Buffalo	64 62	238	A	Akron	62 58
								97	A	Buffalo	45 61	238	H	Akron	86 50
								97	H	Buffalo	50 61	248	A	Miami (OH)	61 59
												248	H	Miami (OH)	65 75
												271	A	Eastern Ky.	55 57
												284	A	Eastern Mich.	74 81
												300	N	Lafayette	69 42
												327	N	Saint Peter's	73 68
LAST 12 Division I GAMES:															
				97	A	Buffalo	45 61	162	H	Western Mich.	53 74				
				248	H	Miami (OH)	65 75	49	A	Toledo	59 74				
				72	A	Ohio	68 79	121	A	Ball St.	70 91				
				97	A	Buffalo	64 62	238	H	Akron	86 50				
				95	H	Kent St.	60 70	95	A	Kent St.	78 80				
				248	A	Miami (OH)	61 59	284	A	Eastern Mich.	74 81				

Non-Div I Games: Ohio Valley 82 46 Davis & Elkins 73 46 Malone 65 78

Bowling Green

Loss, Non-Conf, S Site, H Home A Away N Neutral

Average RPI Win: 258	WON-LOST	WINNING	LAST 10	STRENGTH OF	OPP. STRENGTH	TEAM	ADJ.	CONF.	ADJ CONF.
Average RPI Loss: 129	RECORD	PCT. RANK	GAMES	SCHEDULE	OF SCHEDULE	RPI	RPI	RPI	RPI
DIV. I ONLY	11- 19	250	4- 6	174	181	229	229	16	16
DIV. I NON-CONF.	3- 7	250	0- 0	99	197	198	198	14	14
TOTALS	RPI 1-25	RPI 26-50	W-L RECORDS	RPI 51-100	RPI 101-150	RPI 150+			
11- 19	0- 0	0- 3	OVERALL	0- 7	1- 0	10- 9			
6- 7	0- 0	0- 2	HOME	0- 3	1- 0	5- 2			
4- 11	0- 0	0- 1	AWAY	0- 3	0- 0	4- 7			
1- 1	0- 0	0- 0	NEUTRAL	0- 1	0- 0	1- 0			
3- 7	0- 0	0- 1	NON-CONFERENCE	0- 4	1- 0	2- 2			
1- 3	0- 0	0- 1	HOME	0- 2	1- 0	0- 0			
2- 4	0- 0	0- 0	AWAY	0- 2	0- 0	2- 2			
0- 0	0- 0	0- 0	NEUTRAL	0- 0	0- 0	0- 0			
8- 12	0- 0	0- 2	CONFERENCE	0- 3	0- 0	8- 7			
5- 4	0- 0	0- 1	HOME	0- 1	0- 0	5- 2			
2- 7	0- 0	0- 1	AWAY	0- 1	0- 0	2- 5			
1- 1	0- 0	0- 0	NEUTRAL	0- 1	0- 0	1- 0			

RPI S	Opponent	Score	RPI S	Opponent	Score	RPI S	Opponent	Score	RPI S	Opponent	Score	Team's RPI: 229
26	H Green Bay	43 68	51	A UNI	50 70	141	H Detroit Mercy	70 60				
29	A Drake	46 98	51	H UNI	53 72	162	A Western Mich.	64 83				
29	H Drake	60 93	51	N UNI	39 69	164	A Missouri St.	75 73				
			60	A Western Ill.	77 91	164	H Missouri St.	62 56				
			74	H Northern Ill.	51 81	173	A Wichita St.	54 65				
			92	H Saint Louis	58 68	173	H Wichita St.	69 76				
			95	A Kent St.	52 77	174	A Southern Ill.	63 69				
						174	H Southern Ill.	57 66				
						225	A Evansville	71 73				
						225	H Evansville	56 52				
						250	A Indiana St.	51 58				
						250	H Indiana St.	54 41				
						259	A Butler	56 58				
						290	A Valparaiso	67 56				
						302	A Illinois St.	63 71				
						302	H Illinois St.	70 59				
						320	A Ill.-Chicago	65 56				
						326	A Loyola Chicago	60 53				
						326	H Loyola Chicago	72 45				
						326	N Loyola Chicago	57 42				
LAST 12 Division I GAMES:												
51	N UNI	39 69	164	H Missouri St.	62 56							
326	N Loyola Chicago	57 42	29	A Drake	46 98							
302	H Illinois St.	70 59	51	A UNI	50 70							
174	A Southern Ill.	63 69	250	H Indiana St.	54 41							
225	A Evansville	71 73	326	H Loyola Chicago	72 45							
173	H Wichita St.	69 76	225	H Evansville	56 52							

Non-Div I Games: Eureka

103 59

Bradley

Average RPI Win: 212	WON-LOST	WINNING	LAST 10	STRENGTH OF	OPP. STRENGTH	TEAM	ADJ.	CONF.	ADJ CONF.
Average RPI Loss: 147	RECORD	PCT. RANK	GAMES	SCHEDULE	OF SCHEDULE	RPI	RPI	RPI	RPI
DIV. I ONLY	15- 11	125	5- 5	199	185	155	155	8	8
DIV. I NON-CONF.	8- 4	97	0- 0	336	333	208	208	9	9
TOTALS	RPI 1-25	RPI 26-50	W-L RECORDS	RPI 51-100	RPI 101-150	RPI 150+			
15- 11	0- 0	0- 2	OVERALL	0- 2	4- 3	11- 4			
7- 6	0- 0	0- 1	HOME	0- 1	2- 1	5- 3			
8- 5	0- 0	0- 1	AWAY	0- 1	2- 2	6- 1			
0- 0	0- 0	0- 0	NEUTRAL	0- 0	0- 0	0- 0			
8- 4	0- 0	0- 0	NON-CONFERENCE	0- 0	0- 1	8- 3			
4- 2	0- 0	0- 0	HOME	0- 0	0- 0	4- 2			
4- 2	0- 0	0- 0	AWAY	0- 0	0- 1	4- 1			
0- 0	0- 0	0- 0	NEUTRAL	0- 0	0- 0	0- 0			
7- 7	0- 0	0- 2	CONFERENCE	0- 2	4- 2	3- 1			
3- 4	0- 0	0- 1	HOME	0- 1	2- 1	1- 1			
4- 3	0- 0	0- 1	AWAY	0- 1	2- 1	2- 0			
0- 0	0- 0	0- 0	NEUTRAL	0- 0	0- 0	0- 0			

RPI 1-25				RPI 26-50				RPI 51-100				RPI 101+				Team's RPI: 155	
RPI	S	Opponent	Score	RPI	S	Opponent	Score	RPI	S	Opponent	Score	RPI	S	Opponent	Score		
				43	A	Harvard	59 69	56	A	Penn	60 86	116	A	Princeton	98 88		
				43	H	Harvard	63 66	56	H	Penn	68 71	116	H	Princeton	75 81		
												127	A	Cornell	67 46		
												127	H	Cornell	72 67		
												133	A	Yale	51 73		
												133	H	Yale	76 73		
												147	A	VCU	72 85		
												194	A	Columbia	76 59		
												194	H	Columbia	69 60		
												195	H	Providence	77 70		
												200	A	Sacred Heart	80 66		
												210	A	Binghamton	83 72		
												219	A	Dartmouth	65 62		
												219	H	Dartmouth	88 92		
												227	H	Howard	83 78		
												246	A	Bryant	67 70		
												274	A	Vermont	62 50		
												275	H	Colgate	62 67		
												280	H	Manhattan	57 58		
												301	H	Rhode Island	76 65		
												327	H	Saint Peter's	80 71		
												330	A	Morgan St.	68 51		
LAST 12 Division I GAMES:																	
				127	A	Cornell	67 46					219	A	Dartmouth	65 62		
				194	A	Columbia	76 59					43	A	Harvard	59 69		
				43	H	Harvard	63 66					194	H	Columbia	69 60		
				219	H	Dartmouth	88 92					127	H	Cornell	72 67		
				116	H	Princeton	75 81					133	A	Yale	51 73		
				56	H	Penn	68 71					133	H	Yale	76 73		

Non-Div I Games: Rhode Island Col. 90 44

Brown

Average RPI Win: 292	WON-LOST	WINNING	LAST 10	STRENGTH OF	OPP. STRENGTH	TEAM	ADJ.	CONF.	ADJ CONF.
Average RPI Loss: 219	RECORD	PCT. RANK	GAMES	SCHEDULE	OF SCHEDULE	RPI	RPI	RPI	RPI
DIV. I ONLY	18- 13	120	8- 2	346	328	246	246	31	31
DIV. I NON-CONF.	5- 6	186	0- 0	337	232	292	292	32	32
TOTALS	RPI 1-25	RPI 26-50	W-L RECORDS	RPI 51-100	RPI 101-150	RPI 150+			
18- 13	0- 0	0- 0	OVERALL	0- 1	0- 1	18- 11			
12- 2	0- 0	0- 0	HOME	0- 0	0- 1	12- 1			
5- 10	0- 0	0- 0	AWAY	0- 1	0- 0	5- 9			
1- 1	0- 0	0- 0	NEUTRAL	0- 0	0- 0	1- 1			
5- 6	0- 0	0- 0	NON-CONFERENCE	0- 1	0- 1	5- 4			
3- 1	0- 0	0- 0	HOME	0- 0	0- 1	3- 0			
1- 4	0- 0	0- 0	AWAY	0- 1	0- 0	1- 3			
1- 1	0- 0	0- 0	NEUTRAL	0- 0	0- 0	1- 1			
13- 7	0- 0	0- 0	CONFERENCE	0- 0	0- 0	13- 7			
9- 1	0- 0	0- 0	HOME	0- 0	0- 0	9- 1			
4- 6	0- 0	0- 0	AWAY	0- 0	0- 0	4- 6			
0- 0	0- 0	0- 0	NEUTRAL	0- 0	0- 0	0- 0			

RPI S	Opponent	Score	RPI S	Opponent	Score	RPI S	Opponent	Score	RPI S	Opponent	Score	Team's RPI: 246
						77	A New Hampshire	60 62	128	H Maine	52 77	
									155	H Brown	70 67	
									163	A Pittsburgh	60 76	
									190	A Robert Morris	46 62	
									190	H Robert Morris	62 59	
									195	N Providence	51 62	
									200	A Sacred Heart	75 68	
									200	A Sacred Heart	59 66	
									200	H Sacred Heart	53 65	
									224	A Rutgers	42 50	
									243	A Saint Francis (PA)	67 79	
									243	H Saint Francis (PA)	85 70	
									274	A Vermont	63 57	
									288	A Mt. St. Mary's	53 61	
									288	H Mt. St. Mary's	59 47	
									288	H Mt. St. Mary's	78 62	
									301	N Rhode Island	62 56	
									306	A Central Conn. St.	52 53	
									306	H Central Conn. St.	70 64	
									311	A Massachusetts	62 68	
									318	H Holy Cross	76 74	
									325	A St. Francis Brooklyn	47 63	
									325	H St. Francis Brooklyn	63 54	
									336	A LIU Brooklyn	62 53	
									336	H LIU Brooklyn	57 53	
									339	A Fairleigh Dickinson	56 48	
LAST 12 Division I GAMES:												
200	A	Sacred Heart	75	68	336	H	LIU Brooklyn	57	53			
288	H	Mt. St. Mary's	59	47	325	H	St. Francis Brooklyn	63	54			
306	H	Central Conn. St.	70	64	288	A	Mt. St. Mary's	53	61			
341	A	Wagner	58	55	200	A	Sacred Heart	59	66			
190	H	Robert Morris	62	59	339	H	Fairleigh Dickinson	50	48			
243	H	Saint Francis (PA)	85	70	306	A	Central Conn. St.	52	53			

Non-Div I Games:

Bryant

■ Loss,
■ Non-Conf,
■ S Site,
■ H Home
■ A Away
N Neutral

RPI	S	Opponent	Score	
339	H	Fairleigh Dickinson	50	48
341	A	Wagner	58	55
341	H	Wagner	70	61
344	H	UMass Lowell	73	62

B
r
y
a
n
t

B
r
y
a
n
t

Bryant

Average RPI Win: 229		WON-LOST	WINNING	LAST 10	STRENGTH OF	OPP. STRENGTH	TEAM	ADJ.	CONF.	ADJ CONF.
Average RPI Loss: 175		RECORD	PCT. RANK	GAMES	SCHEDULE	OF SCHEDULE	RPI	RPI	RPI	RPI
DIV. I ONLY		26- 5	13	9- 1	300	221	70	70	24	24
DIV. I NON-CONF.		8- 3	67	0- 0	283	94	88	88	26	26
TOTALS	RPI 1-25		RPI 26-50		W-L RECORDS		RPI 51-100		RPI 101-150	RPI 150+
26- 5	0- 0		0- 1		OVERALL		1- 0		3- 1	22- 3
15- 0	0- 0		0- 0		HOME		1- 0		1- 0	13- 0
11- 5	0- 0		0- 0		AWAY		0- 0		2- 0	9- 0
0- 0	0- 0		0- 0		NEUTRAL		0- 0		0- 0	0- 0
8- 3	0- 0		0- 1		NON-CONFERENCE		1- 0		1- 1	6- 1
4- 0	0- 0		0- 0		HOME		1- 0		0- 0	3- 0
4- 3	0- 0		0- 1		AWAY		0- 0		1- 1	3- 1
0- 0	0- 0		0- 0		NEUTRAL		0- 0		0- 0	0- 0
18- 2	0- 0		0- 0		CONFERENCE		0- 0		2- 0	16- 2
11- 0	0- 0		0- 0		HOME		0- 0		1- 0	10- 0
7- 2	0- 0		0- 0		AWAY		0- 0		1- 0	6- 2
0- 0	0- 0		0- 0		NEUTRAL		0- 0		0- 0	0- 0

[illegible]

Non-Div I Games:

Bucknell

Loss, Non-Conf, S Site, H Home A Away N Neutral

B
u
c
k
n
e
l
l

RPI S Opponent Score

Through Games Of March 10, 2017

RPI	S	Opponent	Score	
318	A	Holy Cross	51	63
318	H	Holy Cross	77	48
321	H	NJIT	67	36

B
u
c
k
n
e
l
l

Bucknell

Buffalo

Through Games Of March 10, 2017

Average RPI Win:	197	WON-LOST	WINNING	LAST 10	STRENGTH OF	OPP. STRENGTH	TEAM	ADJ.	CONF.	ADJ CONF.
Average RPI Loss:	85	RECORD	PCT. RANK	GAMES	SCHEDULE	OF SCHEDULE	RPI	RPI	RPI	RPI
DIV. I ONLY	22- 10	72	6- 4	147	111	97	97	10	10	
DIV. I NON-CONF.	10- 1	15	0- 0	226	187	57	57	11	11	
TOTALS	RPI 1-25	RPI 26-50	W-L RECORDS	RPI 51-100	RPI 101-150	RPI 150+				
22- 10	0- 0	1- 5	OVERALL	3- 3	3- 1	15- 1				
13- 4	0- 0	1- 1	HOME	3- 1	0- 1	9- 1				
8- 4	0- 0	0- 2	AWAY	0- 2	2- 0	6- 0				
1- 2	0- 0	0- 2	NEUTRAL	0- 0	1- 0	0- 0				
10- 1	0- 0	0- 1	NON-CONFERENCE	1- 0	2- 0	7- 0				
7- 0	0- 0	0- 0	HOME	1- 0	0- 0	6- 0				
3- 0	0- 0	0- 0	AWAY	0- 0	2- 0	1- 0				
0- 1	0- 0	0- 1	NEUTRAL	0- 0	0- 0	0- 0				
12- 9	0- 0	1- 4	CONFERENCE	2- 3	1- 1	8- 1				
6- 4	0- 0	1- 1	HOME	2- 1	0- 1	3- 1				
5- 4	0- 0	0- 2	AWAY	0- 2	0- 0	5- 0				
1- 1	0- 0	0- 1	NEUTRAL	0- 0	1- 0	0- 0				

RPI S	Opponent	Score	RPI S	Opponent	Score	RPI S	Opponent	Score	RPI S	Opponent	Score
43 N	Harvard	62 74	43 N	Harvard	62 74	72 A	Ohio	55 83	119 A	Fordham	58 54
44 A	Central Mich.	71 88	44 A	Central Mich.	71 88	72 H	Ohio	65 54	121 H	Ball St.	75 89
44 H	Central Mich.	67 56	44 H	Central Mich.	67 56	74 H	Northern Ill.	80 89	121 N	Ball St.	69 65
49 A	Toledo	63 85	49 A	Toledo	63 85	94 H	UCF	66 65	124 A	Duquesne	71 69
49 H	Toledo	64 73	49 H	Toledo	64 73	95 A	Kent St.	71 80	162 A	Western Mich.	62 47
49 N	Toledo	65 72	49 N	Toledo	65 72	95 H	Kent St.	77 62	181 H	Hofstra	74 50
Team's RPI: 97											
RPI 101+											
200 H											
Sacred Heart											
76 55											
238 A											
Akron											
81 55											
238 H											
Akron											
81 51											
248 A											
Miami (OH)											
68 51											
248 H											
Miami (OH)											
71 45											
249 H											
St. Bonaventure											
68 47											
254 A											
Canisius											
65 52											
257 A											
Bowling Green											
61 50											
257 H											
Bowling Green											
62 64											
257 H											
Bowling Green											
61 45											
265 H											
Niagara											
73 63											
280 H											
Manhattan											
73 39											
284 A											
Eastern Mich.											
56 52											
311 H											
Massachusetts											
61 47											
LAST 12 Division I GAMES:											
49 N	Toledo	65 72	72 H	Ohio	65 54						
121 N	Ball St.	69 65	238 H	Akron	81 51						
257 H	Bowling Green	61 45	284 A	Eastern Mich.	56 52						
95 A	Kent St.	71 80	74 H	Northern Ill.	80 89						
238 A	Akron	81 55	95 H	Kent St.	77 62						
257 H	Bowling Green	62 64	49 A	Toledo	63 85						

Non-Div I Games:

Buffalo

■ Loss,
■ Non-Conf,
■ S Site,
■ H Home
■ A Away
N Neutral

Average RPI Win:	234	WON-LOST	WINNING	LAST 10	STRENGTH OF	OPP. STRENGTH	TEAM	ADJ.	CONF.	ADJ CONF.
Average RPI Loss:	95	RECORD	PCT. RANK	GAMES	SCHEDULE	OF SCHEDULE	RPI	RPI	RPI	RPI
DIV. I ONLY	6- 25	322	1- 9	76	79	259	259	7	7	
DIV. I NON-CONF.	3- 8	262	0- 0	189	133	295	295	7	7	
TOTALS	RPI 1-25	RPI 26-50	W-L RECORDS	RPI 51-100	RPI 101-150	RPI 150+				
6- 25	0- 5	0- 4	OVERALL	0- 7	0- 1	6- 8				
4- 12	0- 2	0- 2	HOME	0- 4	0- 1	4- 3				
1- 12	0- 2	0- 2	AWAY	0- 3	0- 0	1- 5				
1- 1	0- 1	0- 0	NEUTRAL	0- 0	0- 0	1- 0				
3- 8	0- 0	0- 2	NON-CONFERENCE	0- 1	0- 1	3- 4				
3- 4	0- 0	0- 1	HOME	0- 1	0- 1	3- 1				
0- 4	0- 0	0- 1	AWAY	0- 0	0- 0	0- 3				
0- 0	0- 0	0- 0	NEUTRAL	0- 0	0- 0	0- 0				
3- 17	0- 5	0- 2	CONFERENCE	0- 6	0- 0	3- 4				
1- 8	0- 2	0- 1	HOME	0- 3	0- 0	1- 2				
1- 8	0- 2	0- 1	AWAY	0- 3	0- 0	1- 2				
1- 1	0- 1	0- 0	NEUTRAL	0- 0	0- 0	1- 0				

RPI	S	Opponent	Score	RPI	S	Opponent	Score	RPI	S	Opponent	Score	RPI	S	Opponent	Score	Team's RPI: 259
17	A	DePaul	69 100	26	A	Green Bay	34 61	66	A	Villanova	58 61	121	H	Ball St.	50 74	
17	H	DePaul	62 92	28	A	Marquette	53 91	66	H	Villanova	69 70	166	A	TCU	47 73	
23	A	Creighton	52 67	28	H	Marquette	66 72	69	A	St. John's (NY)	55 62	172	A	Arkansas	50 68	
23	H	Creighton	53 65	30	H	South Fla.	59 74	69	H	St. John's (NY)	41 62	195	A	Providence	51 68	
23	N	Creighton	55 64					71	A	Georgetown	72 83	195	H	Providence	58 64	
								71	H	Georgetown	52 58	198	A	Seton Hall	63 65	
								94	H	UCF	59 66	198	H	Seton Hall	79 58	
												205	H	ETSU	59 68	
												206	A	Xavier	65 62	
												206	H	Xavier	43 53	
												206	N	Xavier	68 66	
												208	A	Wisconsin	55 60	
												229	H	Bradley	58 56	
												250	H	Indiana St.	66 48	
												316	H	Fort Wayne	70 64	
LAST 12 Division I GAMES:																
23	N	Creighton	55 64	17	H	DePaul	62 92									
206	N	Xavier	68 66	28	H	Marquette	66 72									
23	H	Creighton	53 65	206	H	Xavier	43 53									
195	H	Providence	58 64	198	A	Seton Hall	63 65									
66	A	Villanova	58 61	69	A	St. John's (NY)	55 62									
71	A	Georgetown	72 83	71	H	Georgetown	52 58									

Non-Div I Games:

Butler

Average RPI Win: 288		WON-LOST	WINNING	LAST 10	STRENGTH OF	OPP. STRENGTH	TEAM	ADJ.	CONF.	ADJ CONF.
Average RPI Loss: 182		RECORD	PCT. RANK	GAMES	SCHEDULE	OF SCHEDULE	RPI	RPI	RPI	RPI
DIV. I ONLY		13- 14	185	7- 3	327	277	263	263	29	29
DIV. I NON-CONF.		3- 9	275	0- 0	308	116	315	315	29	29
TOTALS		RPI 1-25	RPI 26-50	W-L RECORDS	RPI 51-100	RPI 101-150	RPI 150+			
13- 14	0- 1		0- 1	OVERALL	0- 2	0- 2	13- 8			
7- 6	0- 1		0- 0	HOME	0- 1	0- 1	7- 3			
6- 7	0- 0		0- 1	AWAY	0- 1	0- 1	6- 4			
0- 1	0- 0		0- 0	NEUTRAL	0- 0	0- 0	0- 1			
3- 9	0- 1		0- 1	NON-CONFERENCE	0- 2	0- 0	3- 5			
2- 4	0- 1		0- 0	HOME	0- 1	0- 0	2- 2			
1- 5	0- 0		0- 1	AWAY	0- 1	0- 0	1- 3			
0- 0	0- 0		0- 0	NEUTRAL	0- 0	0- 0	0- 0			
10- 5	0- 0		0- 0	CONFERENCE	0- 0	0- 2	10- 3			
5- 2	0- 0		0- 0	HOME	0- 0	0- 1	5- 1			
5- 2	0- 0		0- 0	AWAY	0- 0	0- 1	5- 1			
0- 1	0- 0		0- 0	NEUTRAL	0- 0	0- 0	0- 1			

RPI 1-25					
RPI	S	Opponent	Score		
6	H	Stanford	56	77	
RPI 26-50					
RPI	S	Opponent	Score		
35	A	Oregon	62	77	
RPI 51-100					
RPI	S	Opponent	Score		
55	A	California	63	86	
76	H	South Dakota	60	75	
RPI 101+					
RPI	S	Opponent	Score		
140	A	New Mexico St.	55	69	
140	H	New Mexico St.	55	64	
187	H	UC Riverside	66	71	
215	A	Seattle U	47	54	
215	H	Seattle U	52	63	
236	A	UTRGV	67	61	
236	H	UTRGV	74	46	
241	H	Hawaii	58	51	
244	A	Pacific	61	91	
245	A	Grand Canyon	80	64	
245	H	Grand Canyon	74	59	
273	H	Cal Poly	57	49	
291	H	Southern Utah	59	65	
293	A	UMKC	65	63	
293	H	UMKC	52	33	
304	A	UTEP	61	74	
314	A	Pepperdine	57	62	
328	A	UC Irvine	86	66	
332	A	Utah Valley	63	59	
332	H	Utah Valley	55	39	
332	N	Utah Valley	53	59	
343	A	Chicago St.	71	67	
343	H	Chicago St.	83	48	
Team's RPI: 263					

Non-Div I Games:	Stanislaus St.	78	51	Fresno Pacific	84	61
------------------	----------------	----	----	----------------	----	----

CSU Bakersfield

Loss, Non-Conf, S Site, H Home A Away N Neutral

Average RPI Win: 221	WON-LOST	WINNING	LAST 10	STRENGTH OF	OPP. STRENGTH	TEAM	ADJ.	CONF.	ADJ CONF.
Average RPI Loss: 145	RECORD	PCT. RANK	GAMES	SCHEDULE	OF SCHEDULE	RPI	RPI	RPI	RPI
DIV. I ONLY	18- 14	134	7- 3	171	215	154	154	23	23
DIV. I NON-CONF.	7- 7	165	0- 0	92	132	128	128	23	23
TOTALS	RPI 1-25	RPI 26-50	W-L RECORDS	RPI 51-100	RPI 101-150	RPI 150+			
18- 14	0- 2	0- 1	OVERALL	0- 3	4- 3	14- 5			
8- 7	0- 0	0- 1	HOME	0- 2	2- 1	6- 3			
9- 6	0- 2	0- 0	AWAY	0- 1	2- 1	7- 2			
1- 1	0- 0	0- 0	NEUTRAL	0- 0	0- 1	1- 0			
7- 7	0- 2	0- 1	NON-CONFERENCE	0- 1	3- 1	4- 2			
2- 5	0- 0	0- 1	HOME	0- 1	1- 1	1- 2			
5- 2	0- 2	0- 0	AWAY	0- 0	2- 0	3- 0			
0- 0	0- 0	0- 0	NEUTRAL	0- 0	0- 0	0- 0			
11- 7	0- 0	0- 0	CONFERENCE	0- 2	1- 2	10- 3			
6- 2	0- 0	0- 0	HOME	0- 1	1- 0	5- 1			
4- 4	0- 0	0- 0	AWAY	0- 1	0- 1	4- 2			
1- 1	0- 0	0- 0	NEUTRAL	0- 0	0- 1	1- 0			

RPI	S	Opponent	Score	RPI	S	Opponent	Score	RPI	S	Opponent	Score	RPI	S	Opponent	Score	Team's RPI: 154
6	A	Stanford	54 88	42	H	Michigan St.	59 63	56	H	Penn	36 47	111	A	St. Mary's (CA)	73 61	
10	A	Washington	44 101					81	A	UC Davis	65 81	115	A	Long Beach St.	60 63	
								81	H	UC Davis	55 63	115	H	Long Beach St.	63 56	
												115	N	Long Beach St.	60 61	
												136	H	Eastern Wash.	57 71	
												141	H	Detroit Mercy	76 67	
												146	A	Fresno St.	61 57	
												187	A	UC Riverside	70 67	
												187	H	UC Riverside	79 70	
												197	A	UC Santa Barbara	62 55	
												197	H	UC Santa Barbara	75 61	
												213	H	Portland St.	99 72	
												215	A	Seattle U	68 64	
												223	H	San Diego	67 76	
												237	A	Weber St.	89 78	
												241	A	Hawaii	60 49	
												241	H	Hawaii	67 56	
												241	N	Hawaii	71 64	
												273	A	Cal Poly	68 79	
												273	H	Cal Poly	63 70	
												291	H	Southern Utah	71 77	
												294	A	Northern Ariz.	83 79	
												328	A	UC Irvine	52 77	
												328	H	UC Irvine	85 77	
												346	A	Cal St. Fullerton	71 54	
												346	H	Cal St. Fullerton	58 41	
LAST 12 Division I GAMES:																
		115	N	Long Beach St.	60 61			241	A	Hawaii	60 49					
		241	N	Hawaii	71 64			328	H	UC Irvine	85 77					
		81	H	UC Davis	55 63			187	A	UC Riverside	70 67					
		115	A	Long Beach St.	60 63			197	A	UC Santa Barbara	62 55					
		187	H	UC Riverside	79 70			241	H	Hawaii	67 56					
		346	A	Cal St. Fullerton	71 54			115	H	Long Beach St.	63 56					

Non-Div I Games:

CSUN

■ Loss,
 ■ Non-Conf,
 ■ S Site,
 ■ Home
 ■ Away
 N Neutral

Average RPI Win:	262	WON-LOST	WINNING	LAST 10	STRENGTH OF	OPP. STRENGTH	TEAM	ADJ.	CONF.	ADJ CONF.
Average RPI Loss:	168	RECORD	PCT. RANK	GAMES	SCHEDULE	OF SCHEDULE	RPI	RPI	RPI	RPI
DIV. I ONLY	11- 18	244	4- 6	275	248	273	273	23	23	
DIV. I NON-CONF.	4- 8	230	0- 0	206	244	281	281	23	23	
TOTALS	RPI 1-25	RPI 26-50	W-L RECORDS	RPI 51-100	RPI 101-150	RPI 150+				
11- 18	0- 2	0- 0	OVERALL	0- 3	1- 3	10- 10				
8- 6	0- 0	0- 0	HOME	0- 1	1- 2	7- 3				
3- 11	0- 2	0- 0	AWAY	0- 2	0- 1	3- 6				
0- 1	0- 0	0- 0	NEUTRAL	0- 0	0- 0	0- 1				
4- 8	0- 2	0- 0	NON-CONFERENCE	0- 1	0- 2	4- 3				
4- 2	0- 0	0- 0	HOME	0- 0	0- 2	4- 0				
0- 6	0- 2	0- 0	AWAY	0- 1	0- 0	0- 3				
0- 0	0- 0	0- 0	NEUTRAL	0- 0	0- 0	0- 0				
7- 10	0- 0	0- 0	CONFERENCE	0- 2	1- 1	6- 7				
4- 4	0- 0	0- 0	HOME	0- 1	1- 0	3- 3				
3- 5	0- 0	0- 0	AWAY	0- 1	0- 1	3- 3				
0- 1	0- 0	0- 0	NEUTRAL	0- 0	0- 0	0- 1				

RPI 1-25				RPI 26-50				RPI 51-100				RPI 101+ Team's RPI: 273			
RPI	S	Opponent	Score	RPI	S	Opponent	Score	RPI	S	Opponent	Score	RPI	S	Opponent	Score
6	A	Stanford	55 83					67	A	Montana St.	52 71	111	H	St. Mary's (CA)	71 79
9	A	UCLA	64 80					81	A	UC Davis	75 83	115	A	Long Beach St.	80 83
								81	H	UC Davis	53 61	115	H	Long Beach St.	69 67
												139	H	San Francisco	67 73
												154	A	CSUN	70 63
												154	H	CSUN	79 68
												187	A	UC Riverside	59 68
												187	H	UC Riverside	69 72
												197	A	UC Santa Barbara	63 77
												197	H	UC Santa Barbara	78 67
												241	A	Hawaii	57 66
												241	H	Hawaii	79 87
												241	N	Hawaii	50 71
												245	A	Grand Canyon	59 64
												263	A	CSU Bakersfield	49 57
												286	A	Sacramento St.	96 97
												294	H	Northern Ariz.	58 53
												305	H	North Dakota St.	73 46
												314	H	Pepperdine	62 52
												328	A	UC Irvine	78 60
												328	H	UC Irvine	71 74
												332	H	Utah Valley	77 65
												346	A	Cal St. Fullerton	69 45
												346	H	Cal St. Fullerton	73 57
LAST 12 Division I GAMES:															
241	N	Hawaii	50 71	346	A	Cal St. Fullerton	69 45								
197	A	UC Santa Barbara	63 77	328	A	UC Irvine	78 60								
346	H	Cal St. Fullerton	73 57	187	H	UC Riverside	69 72								
81	A	UC Davis	75 83	81	H	UC Davis	53 61								
328	H	UC Irvine	71 74	241	A	Hawaii	57 66								
115	H	Long Beach St.	69 67	154	A	CSUN	70 63								

Non-Div I Games:

Cal Poly

■ Loss,
 ■ Non-Conf,
 ■ S Site,
 ■ Home
 ■ A Away
 N Neutral

Average RPI Win:	326	WON-LOST	WINNING	LAST 10	STRENGTH OF	OPP. STRENGTH	TEAM	ADJ.	CONF.	ADJ CONF.
Average RPI Loss:	197	RECORD	PCT. RANK	GAMES	SCHEDULE	OF SCHEDULE	RPI	RPI	RPI	RPI
DIV. I ONLY	2- 25	344	0- 10	307	256	346	346	23	23	
DIV. I NON-CONF.	1- 10	325	0- 0	325	294	346	346	23	23	
TOTALS	RPI 1-25	RPI 26-50	W-L RECORDS	RPI 51-100	RPI 101-150	RPI 150+				
2- 25	0- 0	0- 0	OVERALL	0- 2	0- 5	2- 18				
2- 12	0- 0	0- 0	HOME	0- 1	0- 2	2- 9				
0- 13	0- 0	0- 0	AWAY	0- 1	0- 3	0- 9				
0- 0	0- 0	0- 0	NEUTRAL	0- 0	0- 0	0- 0				
1- 10	0- 0	0- 0	NON-CONFERENCE	0- 0	0- 3	1- 7				
1- 5	0- 0	0- 0	HOME	0- 0	0- 1	1- 4				
0- 5	0- 0	0- 0	AWAY	0- 0	0- 2	0- 3				
0- 0	0- 0	0- 0	NEUTRAL	0- 0	0- 0	0- 0				
1- 15	0- 0	0- 0	CONFERENCE	0- 2	0- 2	1- 11				
1- 7	0- 0	0- 0	HOME	0- 1	0- 1	1- 5				
0- 8	0- 0	0- 0	AWAY	0- 1	0- 1	0- 6				
0- 0	0- 0	0- 0	NEUTRAL	0- 0	0- 0	0- 0				

RPI S	Opponent	Score	RPI S	Opponent	Score	RPI S	Opponent	Score	RPI S	Opponent	Score	Team's RPI: 346
						81	A UC Davis	39 59	101	A Wyoming	26 61	
						81	H UC Davis	51 70	115	A Long Beach St.	55 84	
									115	H Long Beach St.	48 65	
									136	A Eastern Wash.	67 84	
									150	H Idaho	86 88	
									154	A CSUN	41 58	
									154	H CSUN	54 71	
									187	A UC Riverside	45 68	
									187	H UC Riverside	63 75	
									194	H Columbia	46 61	
									197	A UC Santa Barbara	37 57	
									197	H UC Santa Barbara	49 56	
									202	H Loyola Marymount	62 77	
									213	A Portland St.	73 81	
									223	A San Diego	50 103	
									241	A Hawaii	50 60	
									241	H Hawaii	45 55	
									269	H San Diego St.	61 71	
									273	A Cal Poly	57 73	
									273	H Cal Poly	45 69	
									309	A Denver	58 77	
									314	H Pepperdine	58 69	
									323	H Montana	72 56	
									328	A UC Irvine	62 69	
									328	H UC Irvine	64 53	
LAST 12 Division I GAMES:												
328	A	UC Irvine	62	69	115	A	Long Beach St.	55	84			
273	A	Cal Poly	57	73	197	A	UC Santa Barbara	37	57			
241	H	Hawaii	45	55	81	A	UC Davis	39	59			
154	H	CSUN	54	71	115	H	Long Beach St.	48	65			
187	H	UC Riverside	63	75	187	A	UC Riverside	45	68			
273	H	Cal Poly	45	69	81	H	UC Davis	51	70			

Non-Div I Games: Antelope Valley 64 56 Whittier 97 49

Cal St. Fullerton

Loss, Non-Conf, S Site, H Home A Away N Neutral

California

Through Games Of March 10, 2017

Average RPI Win:	148	WON-LOST	WINNING	LAST 10	STRENGTH OF	OPP. STRENGTH	TEAM	ADJ.	CONF.	ADJ CONF.
Average RPI Loss:	39	RECORD	PCT. RANK	GAMES	SCHEDULE	OF SCHEDULE	RPI	RPI	RPI	RPI
DIV. I ONLY	19- 13	115	4- 6	43	24	55	55	1	1	
DIV. I NON-CONF.	12- 0	1	0- 0	188	189	23	23	1	1	
TOTALS	RPI 1-25	RPI 26-50	W-L RECORDS	RPI 51-100	RPI 101-150	RPI 150+				
19- 13	2- 6	1- 3	OVERALL	3- 2	6- 2	7- 0				
10- 6	1- 2	0- 2	HOME	1- 1	3- 1	5- 0				
5- 6	0- 3	1- 1	AWAY	0- 1	3- 1	1- 0				
4- 1	1- 1	0- 0	NEUTRAL	2- 0	0- 0	1- 0				
12- 0	1- 0	0- 0	NON-CONFERENCE	1- 0	3- 0	7- 0				
7- 0	0- 0	0- 0	HOME	0- 0	2- 0	5- 0				
2- 0	0- 0	0- 0	AWAY	0- 0	1- 0	1- 0				
3- 0	1- 0	0- 0	NEUTRAL	1- 0	0- 0	1- 0				
7- 13	1- 6	1- 3	CONFERENCE	2- 2	3- 2	0- 0				
3- 6	1- 2	0- 2	HOME	1- 1	1- 1	0- 0				
3- 6	0- 3	1- 1	AWAY	0- 1	2- 1	0- 0				
1- 1	0- 1	0- 0	NEUTRAL	1- 0	0- 0	0- 0				

RPI	S	Opponent	Score	RPI	S	Opponent	Score	RPI	S	Opponent	Score	RPI	S	Opponent	Score
4	A	Oregon St.	56 71	34	A	Arizona St.	62 72	79	A	Utah	57 63	103	A	Washington St.	79 84
4	H	Oregon St.	56 66	34	H	Arizona St.	45 54	79	H	Utah	64 73	109	A	Colorado	65 53
4	N	Oregon St.	49 65	35	A	Oregon	55 49	89	H	Southern California	63 56	109	H	Colorado	59 64
6	A	Stanford	54 72	35	H	Oregon	66 69	89	N	Southern California	71 58	111	A	St. Mary's (CA)	74 67
6	H	Stanford	66 72					98	N	Southern Miss.	71 51	124	H	Duquesne	86 66
9	H	UCLA	80 77									132	A	Arizona	74 64
10	A	Washington	67 90									132	H	Arizona	71 60
19	N	Oklahoma	82 74									139	H	San Francisco	75 52
												161	H	Santa Clara	73 58
												187	H	UC Riverside	71 56
												196	A	Nebraska	86 65
												263	H	CSU Bakersfield	86 63
												286	H	Sacramento St.	97 73
												308	H	Lehigh	96 63
												317	N	Arkansas St.	80 55
LAST 12 Division I GAMES:															
4	N	Oregon St.	49 65	109	H	Colorado	59 64								
89	N	Southern California	71 58	79	H	Utah	64 73								
4	A	Oregon St.	56 71	89	H	Southern California	63 56								
35	A	Oregon	55 49	9	H	UCLA	80 77								
6	A	Stanford	54 72	103	A	Washington St.	79 84								
6	H	Stanford	66 72	10	A	Washington	67 90								

Non-Div I Games:

California

Loss, Non-Conf, S Site, H Home A Away N Neutral

Average RPI Win:	285	WON-LOST	WINNING	LAST 10	STRENGTH OF	OPP. STRENGTH	TEAM	ADJ.	CONF.	ADJ CONF.
Average RPI Loss:	180	RECORD	PCT. RANK	GAMES	SCHEDULE	OF SCHEDULE	RPI	RPI	RPI	RPI
DIV. I ONLY	18- 9	87	6- 4	324	331	192	192	28	28	
DIV. I NON-CONF.	5- 3	122	0- 0	324	346	213	213	28	28	
TOTALS	RPI 1-25	RPI 26-50	W-L RECORDS	RPI 51-100	RPI 101-150	RPI 150+				
18- 9	0- 0	0- 0	OVERALL	0- 1	0- 3	18- 5				
8- 4	0- 0	0- 0	HOME	0- 0	0- 2	8- 2				
8- 4	0- 0	0- 0	AWAY	0- 1	0- 1	8- 2				
2- 1	0- 0	0- 0	NEUTRAL	0- 0	0- 0	2- 1				
5- 3	0- 0	0- 0	NON-CONFERENCE	0- 1	0- 1	5- 1				
1- 2	0- 0	0- 0	HOME	0- 0	0- 1	1- 1				
2- 1	0- 0	0- 0	AWAY	0- 1	0- 0	2- 0				
2- 0	0- 0	0- 0	NEUTRAL	0- 0	0- 0	2- 0				
13- 6	0- 0	0- 0	CONFERENCE	0- 0	0- 2	13- 4				
7- 2	0- 0	0- 0	HOME	0- 0	0- 1	7- 1				
6- 3	0- 0	0- 0	AWAY	0- 0	0- 1	6- 2				
0- 1	0- 0	0- 0	NEUTRAL	0- 0	0- 0	0- 1				

RPI 1-25			RPI 26-50			RPI 51-100			RPI 101+			Team's RPI: 192					
RPI	S	Opponent	Score	RPI	S	Opponent	Score	RPI	S	Opponent	Score	RPI	S	Opponent	Score		
								91	A	Mercer	60	76	125	A	Radford	48	49
													125	H	Radford	42	61
													147	H	VCU	53	66
													205	H	ETSU	55	56
													216	A	Presbyterian	49	39
													216	H	Presbyterian	50	42
													221	A	UNC Asheville	61	55
													221	H	UNC Asheville	61	60
													221	N	UNC Asheville	55	64
													232	A	High Point	69	53
													232	H	High Point	58	33
													235	A	Liberty	47	57
													235	H	Liberty	52	58
													240	A	Charleston So.	43	60
													240	H	Charleston So.	54	37
													278	A	Western Caro.	50	48
													287	N	Ark.-Pine Bluff	51	31
													312	A	Gardner-Webb	73	61
													312	H	Gardner-Webb	67	56
													315	A	USC Upstate	56	41
													330	N	Morgan St.	62	51
													335	H	N.C. Central	61	30
													342	A	Longwood	66	54
													342	H	Longwood	74	50
													345	A	Winthrop	70	35
													345	H	Winthrop	61	32
LAST 12 Division I GAMES:																	
				221	N	UNC Asheville	55	64		345	A	Winthrop	70	35			
				235	A	Liberty	47	57		221	H	UNC Asheville	61	60			
				125	A	Radford	48	49		240	A	Charleston So.	43	60			
				312	H	Gardner-Webb	67	56		342	H	Longwood	74	50			
				216	H	Presbyterian	50	42		235	H	Liberty	52	58			
				232	A	High Point	69	53		312	A	Gardner-Webb	73	61			

Non-Div I Games: Columbia (SC) 73 32 Saint Augustine's 69 33 St. Andrews 94 39

Campbell

Loss, Non-Conf, S Site, H Home A Away N Neutral

Canisius

Through Games Of March 10, 2017

Average RPI Win: 264	WON-LOST	WINNING	LAST 10	STRENGTH OF	OPP. STRENGTH	TEAM	ADJ.	CONF.	ADJ CONF.
Average RPI Loss: 143	RECORD	PCT. RANK	GAMES	SCHEDULE	OF SCHEDULE	RPI	RPI	RPI	RPI
DIV. I ONLY	10- 21	267	4- 6	162	224	254	254	19	19
DIV. I NON-CONF.	1- 8	314	0- 0	95	270	278	278	17	17
TOTALS	RPI 1-25	RPI 26-50	W-L RECORDS	RPI 51-100	RPI 101-150	RPI 150+			
10- 21	0- 1	0- 3	OVERALL	0- 1	0- 6	10- 10			
5- 9	0- 0	0- 1	HOME	0- 1	0- 3	5- 4			
4- 11	0- 1	0- 1	AWAY	0- 0	0- 3	4- 6			
1- 1	0- 0	0- 1	NEUTRAL	0- 0	0- 0	1- 0			
1- 8	0- 1	0- 0	NON-CONFERENCE	0- 1	0- 2	1- 4			
0- 4	0- 0	0- 0	HOME	0- 1	0- 1	0- 2			
1- 4	0- 1	0- 0	AWAY	0- 0	0- 1	1- 2			
0- 0	0- 0	0- 0	NEUTRAL	0- 0	0- 0	0- 0			
9- 13	0- 0	0- 3	CONFERENCE	0- 0	0- 4	9- 6			
5- 5	0- 0	0- 1	HOME	0- 0	0- 2	5- 2			
3- 7	0- 0	0- 1	AWAY	0- 0	0- 2	3- 4			
1- 1	0- 0	0- 1	NEUTRAL	0- 0	0- 0	1- 0			

RPI 1-25				RPI 26-50				RPI 51-100				RPI 101+ Team's RPI: 254			
RPI	S	Opponent	Score	RPI	S	Opponent	Score	RPI	S	Opponent	Score	RPI	S	Opponent	Score
25	A	Ohio St.	56 89	32	A	Quinnipiac	49 62	97	H	Buffalo	52 65	108	A	Rider	50 61
				32	H	Quinnipiac	53 64					108	H	Rider	70 71
				32	N	Quinnipiac	58 63					127	A	Cornell	43 60
												130	H	Lamar University	51 65
												148	A	Iona	52 55
												148	H	Iona	45 58
												157	H	Northeastern	59 83
												165	A	Fairfield	48 57
												165	H	Fairfield	63 49
												176	A	Siena	42 67
												176	H	Siena	67 77
												179	A	Morehead St.	68 77
												220	A	Monmouth	53 55
												220	H	Monmouth	74 54
												233	A	Marist	60 67
												233	H	Marist	74 85
												238	H	Akron	64 73
												243	A	Saint Francis (PA)	74 95
												249	A	St. Bonaventure	74 57
												265	A	Niagara	65 57
												265	H	Niagara	52 41
												265	N	Niagara	80 74
												280	A	Manhattan	62 57
												280	H	Manhattan	58 48
												327	A	Saint Peter's	59 54
												327	H	Saint Peter's	61 56
LAST 12 Division I GAMES:															
				32	N	Quinnipiac	58 63	108	A	Rider	50 61				
				265	N	Niagara	80 74	265	H	Niagara	52 41				
				32	A	Quinnipiac	49 62	148	H	Iona	45 58				
				165	A	Fairfield	48 57	280	H	Manhattan	58 48				
				176	H	Siena	67 77	233	A	Marist	60 67				
				327	H	Saint Peter's	61 56	176	A	Siena	42 67				

Non-Div I Games:

Canisius

■ Loss,
 ■ Non-Conf,
 ■ S Site,
 ■ H Home
 ■ A Away
 N Neutral

Central Ark.

Through Games Of March 10, 2017

Average RPI Win:	265	WON-LOST	WINNING	LAST 10	STRENGTH OF	OPP. STRENGTH	TEAM	ADJ.	CONF.	ADJ CONF.
Average RPI Loss:	90	RECORD	PCT. RANK	GAMES	SCHEDULE	OF SCHEDULE	RPI	RPI	RPI	RPI
DIV. I ONLY	20- 4	15	10- 0	314	273	96	96	27	27	
DIV. I NON-CONF.	4- 2	97	0- 0	297	59	106	106	27	27	
TOTALS	RPI 1-25	RPI 26-50	W-L RECORDS	RPI 51-100	RPI 101-150	RPI 150+				
20- 4	0- 1	0- 0	OVERALL	2- 0	1- 3	17- 0				
9- 1	0- 0	0- 0	HOME	1- 0	1- 1	7- 0				
9- 3	0- 0	0- 0	AWAY	1- 0	0- 1	8- 0				
2- 0	0- 0	0- 0	NEUTRAL	0- 0	0- 0	2- 0				
4- 2	0- 1	0- 0	NON-CONFERENCE	0- 0	0- 1	4- 0				
1- 0	0- 0	0- 0	HOME	0- 0	0- 0	1- 0				
1- 2	0- 1	0- 0	AWAY	0- 0	0- 1	1- 0				
2- 0	0- 0	0- 0	NEUTRAL	0- 0	0- 0	2- 0				
16- 2	0- 0	0- 0	CONFERENCE	2- 0	1- 2	13- 0				
8- 1	0- 0	0- 0	HOME	1- 0	1- 1	6- 0				
8- 1	0- 0	0- 0	AWAY	1- 0	0- 1	7- 0				
0- 0	0- 0	0- 0	NEUTRAL	0- 0	0- 0	0- 0				

RPI 1-25				RPI 26-50				RPI 51-100				RPI 101+ Team's RPI: 96			
RPI	S	Opponent	Score	RPI	S	Opponent	Score	RPI	S	Opponent	Score	RPI	S	Opponent	Score
21	A	Texas A&M	49 74					99	A	SFA	67 63	104	A	Texas Tech	45 79
								99	H	SFA	70 58	106	A	Abilene Christian	76 83
												106	H	Abilene Christian	80 70
												130	H	Lamar University	56 70
												175	N	Houston	69 55
												234	A	New Orleans	55 51
												235	N	Liberty	61 41
												270	A	A&M-Corpus Christi	49 41
												279	A	McNeese	72 49
												279	H	McNeese	67 52
												295	A	Nicholls St.	61 52
												303	A	Northwestern St.	62 51
												303	H	Northwestern St.	76 43
												307	A	Alcorn	71 57
												307	H	Alcorn	59 45
												329	A	Southeastern La.	78 64
												329	H	Southeastern La.	77 55
												333	H	Incarinate Word	63 50
												337	A	Houston Baptist	80 49
												337	H	Houston Baptist	83 39
												340	H	Sam Houston St.	75 48
LAST 12 Division I GAMES:															
303	A	Northwestern St.	62 51	106	H	Abilene Christian	80 70								
99	H	SFA	70 58	329	H	Southeastern La.	77 55								
329	A	Southeastern La.	78 64	279	A	McNeese	72 49								
337	H	Houston Baptist	83 39	333	H	Incarinate Word	63 50								
340	H	Sam Houston St.	75 48	99	A	SFA	67 63								
295	A	Nicholls St.	61 52	234	A	New Orleans	55 51								

Non-Div I Games: Crowley's Ridge 102 31 Williams Baptist 82 32 Central Baptist 94 47 Hendrix 71 39 Central Ark.

Loss, Non-Conf, S Site, H Home A Away N Neutral

Average RPI Win:	296	WON-LOST	WINNING	LAST 10	STRENGTH OF	OPP. STRENGTH	TEAM	ADJ.	CONF.	ADJ CONF.
Average RPI Loss:	215	RECORD	PCT. RANK	GAMES	SCHEDULE	OF SCHEDULE	RPI	RPI	RPI	RPI
DIV. I ONLY	11- 20	255	3- 7	320	326	306	306	31	31	
DIV. I NON-CONF.	1- 10	325	0- 0	291	156	343	343	32	32	
TOTALS	RPI 1-25	RPI 26-50	W-L RECORDS	RPI 51-100	RPI 101-150	RPI 150+				
11- 20	0- 0	0- 1	OVERALL	0- 1	0- 1	11- 17				
7- 5	0- 0	0- 0	HOME	0- 0	0- 0	7- 5				
4- 14	0- 0	0- 1	AWAY	0- 1	0- 1	4- 11				
0- 1	0- 0	0- 0	NEUTRAL	0- 0	0- 0	0- 1				
1- 10	0- 0	0- 1	NON-CONFERENCE	0- 1	0- 1	1- 7				
1- 2	0- 0	0- 0	HOME	0- 0	0- 0	1- 2				
0- 7	0- 0	0- 1	AWAY	0- 1	0- 1	0- 4				
0- 1	0- 0	0- 0	NEUTRAL	0- 0	0- 0	0- 1				
10- 10	0- 0	0- 0	CONFERENCE	0- 0	0- 0	10- 10				
6- 3	0- 0	0- 0	HOME	0- 0	0- 0	6- 3				
4- 7	0- 0	0- 0	AWAY	0- 0	0- 0	4- 7				
0- 0	0- 0	0- 0	NEUTRAL	0- 0	0- 0	0- 0				

RPI S	Opponent	Score	RPI S	Opponent	Score	RPI S	Opponent	Score	RPI S	Opponent	Score	Team's RPI: 306
			31 A	Syracuse	63 95	77 A	New Hampshire	52 56	105 A	Virginia Tech	47 81	
									177 A	Boston College	46 66	
									183 H	Hartford	58 68	
									190 A	Robert Morris	46 55	
									190 A	Robert Morris	62 70	
									190 H	Robert Morris	39 62	
									198 A	Seton Hall	70 78	
									200 A	Sacred Heart	61 82	
									200 H	Sacred Heart	67 50	
									219 A	Dartmouth	51 61	
									243 A	Saint Francis (PA)	81 87	
									243 A	Saint Francis (PA)	65 57	
									243 H	Saint Francis (PA)	70 72	
									246 A	Bryant	64 70	
									246 H	Bryant	53 52	
									258 H	Stony Brook	59 64	
									269 N	San Diego St.	62 80	
									274 H	Vermont	78 76	
									288 A	Mt. St. Mary's	66 81	
									288 H	Mt. St. Mary's	68 58	
									311 A	Massachusetts	37 76	
									325 A	St. Francis Brooklyn	61 53	
									325 H	St. Francis Brooklyn	71 44	
									336 A	LIU Brooklyn	76 71	
									336 H	LIU Brooklyn	62 68	
									339 A	Fairleigh Dickinson	64 77	
LAST 12 Division I GAMES:												
			190 A	Robert Morris	62 70		339 A	Fairleigh Dickinson	64 77			
			243 A	Saint Francis (PA)	65 57		200 A	Sacred Heart	61 82			
			246 A	Bryant	64 70		341 A	Wagner	83 71			
			325 H	St. Francis Brooklyn	71 44		288 A	Mt. St. Mary's	66 81			
			243 H	Saint Francis (PA)	70 72		336 H	LIU Brooklyn	62 68			
			190 H	Robert Morris	39 62		246 H	Bryant	53 52			

Non-Div I Games:

Central Conn. St.

■ Loss,
 ■ Non-Conf,
 ■ S Site,
 ■ Home
 ■ A Away
 N Neutral

RPI	S	Opponent	Score	
339	H	Fairleigh Dickinson	68	49
341	A	Wagner	83	71
341	H	Wagner	66	53

Central Conn. St.
t
.

Central Mich.

Through Games Of March 10, 2017

Average RPI Win:	187	WON-LOST	WINNING	LAST 10	STRENGTH OF	OPP. STRENGTH	TEAM	ADJ.	CONF.	ADJ CONF.
Average RPI Loss:	75	RECORD	PCT. RANK	GAMES	SCHEDULE	OF SCHEDULE	RPI	RPI	RPI	RPI
DIV. I ONLY	23- 8	44	8- 2	99	101	44	44	10	10	
DIV. I NON-CONF.	8- 4	97	0- 0	243	58	140	140	11	11	
TOTALS	RPI 1-25	RPI 26-50	W-L RECORDS	RPI 51-100	RPI 101-150	RPI 150+				
23- 8	0- 1	1- 2	OVERALL	6- 3	2- 1	14- 1				
15- 1	0- 0	1- 1	HOME	3- 0	2- 0	9- 0				
6- 6	0- 1	0- 1	AWAY	3- 3	0- 1	3- 0				
2- 1	0- 0	0- 0	NEUTRAL	0- 0	0- 0	2- 1				
8- 4	0- 1	0- 1	NON-CONFERENCE	0- 2	1- 0	7- 0				
6- 1	0- 0	0- 1	HOME	0- 0	1- 0	5- 0				
0- 3	0- 1	0- 0	AWAY	0- 2	0- 0	0- 0				
2- 0	0- 0	0- 0	NEUTRAL	0- 0	0- 0	2- 0				
15- 4	0- 0	1- 1	CONFERENCE	6- 1	1- 1	7- 1				
9- 0	0- 0	1- 0	HOME	3- 0	1- 0	4- 0				
6- 3	0- 0	0- 1	AWAY	3- 1	0- 1	3- 0				
0- 1	0- 0	0- 0	NEUTRAL	0- 0	0- 0	0- 1				

RPI 1-25				RPI 26-50				Team's RPI: 44	RPI 51-100				RPI 101+			
RPI	S	Opponent	Score	RPI	S	Opponent	Score		RPI	S	Opponent	Score	RPI	S	Opponent	Score
2	A	Notre Dame	47 107	27	H	Elon	57 71		58	A	Purdue	51 62	113	H	Saint Joseph's	73 71
				49	A	Toledo	72 74		72	A	Ohio	70 64	121	A	Ball St.	73 81
				49	H	Toledo	72 61		72	H	Ohio	64 59	121	H	Ball St.	101 92
									74	A	Northern Ill.	109 94	153	H	Oakland	70 67
									74	H	Northern Ill.	109 86	162	A	Western Mich.	94 73
									82	A	Middle Tenn.	69 79	162	H	Western Mich.	94 83
									95	A	Kent St.	91 78	162	N	Western Mich.	63 67
									97	A	Buffalo	56 67	207	H	Illinois	82 51
									97	H	Buffalo	88 71	238	H	Akron	89 62
													248	H	Miami (OH)	80 61
													256	H	Furman	81 71
													257	A	Bowling Green	76 65
													284	A	Eastern Mich.	104 63
													284	H	Eastern Mich.	71 48
													305	N	North Dakota St.	77 55
													320	H	Ill.-Chicago	77 55
													326	H	Loyola Chicago	95 57
													332	N	Utah Valley	71 62
LAST 12 Division I GAMES:																
162	N	Western Mich.	63 67	72	A	Ohio	70 64									
284	H	Eastern Mich.	71 48	162	H	Western Mich.	94 83									
162	A	Western Mich.	94 73	74	A	Northern Ill.	109 94									
121	A	Ball St.	73 81	284	A	Eastern Mich.	104 63									
74	H	Northern Ill.	109 86	72	H	Ohio	64 59									
49	H	Toledo	72 61	49	A	Toledo	72 74									

Non-Div I Games:

Central Mich.

■ Loss,
 ■ Non-Conf, S Site,
 ■ Home
 ■ Away
 N Neutral

Average RPI Win: 274		WON-LOST	WINNING	LAST 10	STRENGTH OF	OPP. STRENGTH	TEAM	ADJ.	CONF.	ADJ CONF.
Average RPI Loss: 196		RECORD	PCT. RANK	GAMES	SCHEDULE	OF SCHEDULE	RPI	RPI	RPI	RPI
DIV. I ONLY		15- 12	136	7- 3	341	301	240	240	28	28
DIV. I NON-CONF.		3- 5	223	0- 0	343	193	324	324	28	28
TOTALS	RPI 1-25	RPI 26-50		W-L RECORDS		RPI 51-100	RPI 101-150	RPI 150+		
15- 12	0- 0	0- 1		OVERALL		0- 0	1- 2	14- 9		
9- 4	0- 0	0- 0		HOME		0- 0	1- 0	8- 4		
6- 8	0- 0	0- 1		AWAY		0- 0	0- 2	6- 5		
0- 0	0- 0	0- 0		NEUTRAL		0- 0	0- 0	0- 0		
3- 5	0- 0	0- 1		NON-CONFERENCE		0- 0	0- 1	3- 3		
2- 2	0- 0	0- 0		HOME		0- 0	0- 0	2- 2		
1- 3	0- 0	0- 1		AWAY		0- 0	0- 1	1- 1		
0- 0	0- 0	0- 0		NEUTRAL		0- 0	0- 0	0- 0		
12- 7	0- 0	0- 0		CONFERENCE		0- 0	1- 1	11- 6		
7- 2	0- 0	0- 0		HOME		0- 0	1- 0	6- 2		
5- 5	0- 0	0- 0		AWAY		0- 0	0- 1	5- 4		
0- 0	0- 0	0- 0		NEUTRAL		0- 0	0- 0	0- 0		

[illegible]

Charleston So.

Loss, Non-Conf, S Site, H Home A Away N Neutral

Average RPI Win:	210	WON-LOST	WINNING	LAST 10	STRENGTH OF	OPP. STRENGTH	TEAM	ADJ.	CONF.	ADJ CONF.
Average RPI Loss:	102	RECORD	PCT. RANK	GAMES	SCHEDULE	OF SCHEDULE	RPI	RPI	RPI	RPI
DIV. I ONLY	21- 10	77	5- 5	212	103	117	117	14	14	
DIV. I NON-CONF.	8- 3	67	0- 0	287	31	115	115	16	16	
TOTALS	RPI 1-25	RPI 26-50	W-L RECORDS	RPI 51-100	RPI 101-150	RPI 150+				
21- 10	0- 1	1- 2	OVERALL	1- 2	2- 3	17- 2				
10- 4	0- 0	1- 0	HOME	0- 1	0- 1	9- 2				
10- 3	0- 1	0- 1	AWAY	1- 0	2- 1	7- 0				
1- 3	0- 0	0- 1	NEUTRAL	0- 1	0- 1	1- 0				
8- 3	0- 1	0- 1	NON-CONFERENCE	0- 1	1- 0	7- 0				
5- 0	0- 0	0- 0	HOME	0- 0	0- 0	5- 0				
3- 1	0- 1	0- 0	AWAY	0- 0	1- 0	2- 0				
0- 2	0- 0	0- 1	NEUTRAL	0- 1	0- 0	0- 0				
13- 7	0- 0	1- 1	CONFERENCE	1- 1	1- 3	10- 2				
5- 4	0- 0	1- 0	HOME	0- 1	0- 1	4- 2				
7- 2	0- 0	0- 1	AWAY	1- 0	1- 1	5- 0				
1- 1	0- 0	0- 0	NEUTRAL	0- 0	0- 1	1- 0				

RPI 1-25				RPI 26-50				RPI 51-100				RPI 101+				Team's RPI: 117	
RPI	S	Opponent	Score	RPI	S	Opponent	Score	RPI	S	Opponent	Score	RPI	S	Opponent	Score		
15	A	Miami (FL)	46 80	40	A	Western Ky.	74 75	79	N	Utah	68 81	124	A	Duquesne	77 63		
				40	H	Western Ky.	89 85	82	H	Middle Tenn.	81 83	135	A	Old Dominion	86 75		
				48	N	Boise St.	65 68	98	A	Southern Miss.	78 61	135	H	Old Dominion	70 72		
												137	A	Louisiana Tech	54 80		
												137	N	Louisiana Tech	55 66		
												156	A	Rice	69 51		
												156	H	Rice	52 55		
												163	A	Pittsburgh	70 63		
												171	H	East Carolina	79 64		
												184	A	North Texas	78 63		
												184	H	North Texas	66 49		
												186	H	UTSA	78 67		
												191	H	UAB	81 88		
												208	H	Wisconsin	63 48		
												216	H	Presbyterian	71 63		
												217	A	Col. of Charleston	62 49		
												251	A	Marshall	89 75		
												251	H	Marshall	93 77		
												251	N	Marshall	71 66		
												277	H	Davidson	93 79		
												304	H	UTEP	84 74		
												310	A	FIU	101 54		
												338	A	Fla. Atlantic	72 66		
												342	H	Longwood	66 41		
LAST 12 Division I GAMES:																	
				137	N	Louisiana Tech	55 66	135	H	Old Dominion	70 72						
				251	N	Marshall	71 66	82	H	Middle Tenn.	81 83						
				304	H	UTEP	84 74	191	H	UAB	81 88						
				186	H	UTSA	78 67	310	A	FIU	101 54						
				251	A	Marshall	89 75	338	A	Fla. Atlantic	72 66						
				40	A	Western Ky.	74 75	156	H	Rice	52 55						

Non-Div I Games:

Charlotte

■ Loss,
 ■ Non-Conf, S Site,
 ■ Home
 ■ Away
 N Neutral

Chattanooga

Through Games Of March 10, 2017

Average RPI Win:	211	WON-LOST	WINNING	LAST 10	STRENGTH OF	OPP. STRENGTH	TEAM	ADJ.	CONF.	ADJ CONF.
Average RPI Loss:	85	RECORD	PCT. RANK	GAMES	SCHEDULE	OF SCHEDULE	RPI	RPI	RPI	RPI
DIV. I ONLY	21- 10	77	9- 1	80	122	65	65	17	17	
DIV. I NON-CONF.	6- 8	203	0- 0	48	16	99	99	20	20	
TOTALS	RPI 1-25	RPI 26-50	W-L RECORDS	RPI 51-100	RPI 101-150	RPI 150+				
21- 10	0- 3	0- 2	OVERALL	3- 2	1- 1	17- 2				
8- 4	0- 1	0- 2	HOME	1- 1	1- 0	6- 0				
8- 5	0- 2	0- 0	AWAY	1- 1	0- 0	7- 2				
5- 1	0- 0	0- 0	NEUTRAL	1- 0	0- 1	4- 0				
6- 8	0- 3	0- 2	NON-CONFERENCE	0- 2	1- 1	5- 0				
1- 4	0- 1	0- 2	HOME	0- 1	1- 0	0- 0				
3- 3	0- 2	0- 0	AWAY	0- 1	0- 0	3- 0				
2- 1	0- 0	0- 0	NEUTRAL	0- 0	0- 1	2- 0				
15- 2	0- 0	0- 0	CONFERENCE	3- 0	0- 0	12- 2				
7- 0	0- 0	0- 0	HOME	1- 0	0- 0	6- 0				
5- 2	0- 0	0- 0	AWAY	1- 0	0- 0	4- 2				
3- 0	0- 0	0- 0	NEUTRAL	1- 0	0- 0	2- 0				

RPI 1-25				RPI 26-50				RPI 51-100 Team's RPI: 65				RPI 101+			
RPI	S	Opponent	Score	RPI	S	Opponent	Score	RPI	S	Opponent	Score	RPI	S	Opponent	Score
1	A	UConn	43 80	26	H	Green Bay	55 71	83	H	Florida	61 72	102	H	Stetson	66 55
2	H	Notre Dame	58 79	50	H	Indiana	76 79	90	A	FGCU	55 68	128	N	Maine	39 49
11	A	Louisville	47 63					91	A	Mercer	74 56	201	A	UNCG	72 75
								91	H	Mercer	70 50	201	H	UNCG	58 55
								91	N	Mercer	61 59	201	N	UNCG	75 53
												205	A	ETSU	70 62
												205	H	ETSU	60 45
												216	A	Presbyterian	56 48
												222	A	UT Martin	80 60
												224	A	Rutgers	66 53
												228	A	Samford	77 61
												228	H	Samford	51 45
												239	A	Wofford	71 61
												239	H	Wofford	76 56
												256	A	Furman	48 65
												256	H	Furman	66 43
												257	N	Bowling Green	54 49
												278	A	Western Caro.	60 48
												278	H	Western Caro.	67 46
												278	N	Western Caro.	85 41
												300	N	Lafayette	68 43
LAST 12 Division I GAMES:															
		91 N Mercer	61 59			201 A UNCG	72 75								
		201 N UNCG	75 53			205 A ETSU	70 62								
		278 N Western Caro.	85 41			228 H Samford	51 45								
		239 H Wofford	76 56			91 H Mercer	70 50								
		256 H Furman	66 43			256 A Furman	48 65								
		278 A Western Caro.	60 48			239 A Wofford	71 61								

Non-Div I Games:

Chattanooga

■ Loss,
■ Non-Conf, S Site,
■ Home
■ Away
N Neutral

Average RPI Win:	0	WON-LOST	WINNING	LAST 10	STRENGTH OF	OPP. STRENGTH	TEAM	ADJ.	CONF.	ADJ CONF.
Average RPI Loss:	204	RECORD	PCT. RANK	GAMES	SCHEDULE	OF SCHEDULE	RPI	RPI	RPI	RPI
DIV. I ONLY	0- 29	348	0- 10	173	318	343	343	29	29	
DIV. I NON-CONF.	0- 14	335	0- 0	91	298	320	320	29	29	
TOTALS	RPI 1-25	RPI 26-50	W-L RECORDS	RPI 51-100	RPI 101-150	RPI 150+				
0- 29	0- 1	0- 0	OVERALL	0- 3	0- 5	0- 20				
0- 13	0- 0	0- 0	HOME	0- 1	0- 2	0- 10				
0- 15	0- 1	0- 0	AWAY	0- 2	0- 3	0- 9				
0- 1	0- 0	0- 0	NEUTRAL	0- 0	0- 0	0- 1				
0- 14	0- 1	0- 0	NON-CONFERENCE	0- 3	0- 3	0- 7				
0- 6	0- 0	0- 0	HOME	0- 1	0- 1	0- 4				
0- 8	0- 1	0- 0	AWAY	0- 2	0- 2	0- 3				
0- 0	0- 0	0- 0	NEUTRAL	0- 0	0- 0	0- 0				
0- 15	0- 0	0- 0	CONFERENCE	0- 0	0- 2	0- 13				
0- 7	0- 0	0- 0	HOME	0- 0	0- 1	0- 6				
0- 7	0- 0	0- 0	AWAY	0- 0	0- 1	0- 6				
0- 1	0- 0	0- 0	NEUTRAL	0- 0	0- 0	0- 1				

RPI S	Opponent	Score	RPI S	Opponent	Score	RPI S	Opponent	Score	RPI S	Opponent	Score	Team's RPI: 343
22	A Kansas St.	33 83				60	H Western Ill.	50 54	121	A Ball St.	53 88	
						68	A Northwestern	42 75	140	A New Mexico St.	63 100	
						74	A Northern Ill.	85 94	140	H New Mexico St.	54 65	
									142	H Wright St.	65 71	
									144	A Milwaukee	49 71	
									153	H Oakland	60 80	
									162	H Western Mich.	51 64	
									179	A Morehead St.	55 63	
									182	A Cincinnati	53 81	
									215	A Seattle U	53 82	
									215	H Seattle U	51 64	
									215	N Seattle U	60 78	
									236	A UTRGV	43 71	
									236	H UTRGV	46 57	
									245	A Grand Canyon	39 57	
									245	H Grand Canyon	62 73	
									263	A CSU Bakersfield	48 83	
									263	H CSU Bakersfield	67 71	
									290	H Valparaiso	51 53	
									293	A UMKC	53 62	
									293	H UMKC	55 71	
									321	H NJIT	42 57	
									326	A Loyola Chicago	54 59	
									332	A Utah Valley	54 73	
									332	H Utah Valley	59 62	
LAST 12 Division I GAMES:												
215	N Seattle U	60 78	215	A Seattle U	53 82							
293	H UMKC	55 71	140	H New Mexico St.	54 65							
263	H CSU Bakersfield	67 71	245	A Grand Canyon	39 57							
245	H Grand Canyon	62 73	263	A CSU Bakersfield	48 83							
293	A UMKC	53 62	236	H UTRGV	46 57							
332	A Utah Valley	54 73	215	H Seattle U	51 64							

Non-Div I Games:

Chicago St.

Average RPI Win:	217	WON-LOST	WINNING	LAST 10	STRENGTH OF	OPP. STRENGTH	TEAM	ADJ.	CONF.	ADJ CONF.
Average RPI Loss:	103	RECORD	PCT. RANK	GAMES	SCHEDULE	OF SCHEDULE	RPI	RPI	RPI	RPI
DIV. I ONLY	15- 14	162	2- 8	231	84	182	182	5	5	
DIV. I NON-CONF.	8- 4	97	0- 0	334	275	227	227	5	5	
TOTALS	RPI 1-25	RPI 26-50	W-L RECORDS	RPI 51-100	RPI 101-150	RPI 150+				
15- 14	0- 3	0- 1	OVERALL	2- 5	0- 1	13- 4				
10- 6	0- 1	0- 0	HOME	2- 2	0- 1	8- 2				
5- 7	0- 2	0- 1	AWAY	0- 3	0- 0	5- 1				
0- 1	0- 0	0- 0	NEUTRAL	0- 0	0- 0	0- 1				
8- 4	0- 1	0- 0	NON-CONFERENCE	0- 1	0- 0	8- 2				
5- 3	0- 0	0- 0	HOME	0- 1	0- 0	5- 2				
3- 1	0- 1	0- 0	AWAY	0- 0	0- 0	3- 0				
0- 0	0- 0	0- 0	NEUTRAL	0- 0	0- 0	0- 0				
7- 10	0- 2	0- 1	CONFERENCE	2- 4	0- 1	5- 2				
5- 3	0- 1	0- 0	HOME	2- 1	0- 1	3- 0				
2- 6	0- 1	0- 1	AWAY	0- 3	0- 0	2- 1				
0- 1	0- 0	0- 0	NEUTRAL	0- 0	0- 0	0- 1				

RPI S	Opponent	Score	RPI S	Opponent	Score	RPI S	Opponent	Score	RPI S	Opponent	Score	Team's RPI: 182
1	H UConn	49 96	30	A South Fla.	52 72	75	A Tulane	51 62	143	H Tulsa	61 78	
18	A Temple	64 88				75	H Tulane	68 74	168	A Memphis	66 59	
25	A Ohio St.	38 80				85	H Georgia	48 51	168	H Memphis	68 57	
						94	A UCF	44 64	171	A East Carolina	69 80	
						94	H UCF	63 57	171	H East Carolina	74 64	
						100	A SMU	47 64	175	A Houston	71 62	
						100	H SMU	67 65	175	H Houston	85 64	
									175	N Houston	61 74	
									206	H Xavier	61 72	
									227	H Howard	66 56	
									248	A Miami (OH)	49 43	
									250	H Indiana St.	55 63	
									257	A Bowling Green	68 58	
									266	A Southeast Mo. St.	83 75	
									282	H Tennessee Tech	60 38	
									287	H Ark.-Pine Bluff	72 42	
									299	H Eastern Ill.	78 64	
									343	H Chicago St.	81 53	
LAST 12 Division I GAMES:												
175	N Houston	61 74	175	A Houston	71 62							
143	H Tulsa	61 78	1	H UConn	49 96							
18	A Temple	64 88	30	A South Fla.	52 72							
171	A East Carolina	69 80	75	H Tulane	68 74							
168	H Memphis	68 57	94	A UCF	44 64							
75	A Tulane	51 62	171	H East Carolina	74 64							

Non-Div I Games: Clarion 92 54

Cincinnati

Loss, Non-Conf, S Site, H Home A Away N Neutral

Average RPI Win:	197	WON-LOST	WINNING	LAST 10	STRENGTH OF	OPP. STRENGTH	TEAM	ADJ.	CONF.	ADJ CONF.
Average RPI Loss:	41	RECORD	PCT. RANK	GAMES	SCHEDULE	OF SCHEDULE	RPI	RPI	RPI	RPI
DIV. I ONLY	15- 16	174	4- 6	47	57	114	114	3	3	
DIV. I NON-CONF.	11- 2	23	0- 0	191	281	73	73	4	4	
TOTALS	RPI 1-25	RPI 26-50	W-L RECORDS	RPI 51-100	RPI 101-150	RPI 150+				
15- 16	0- 8	0- 3	OVERALL	1- 3	5- 1	9- 1				
9- 7	0- 3	0- 2	HOME	1- 1	3- 1	5- 0				
3- 8	0- 4	0- 1	AWAY	0- 2	0- 0	3- 1				
3- 1	0- 1	0- 0	NEUTRAL	0- 0	2- 0	1- 0				
11- 2	0- 1	0- 1	NON-CONFERENCE	0- 0	3- 0	8- 0				
7- 1	0- 0	0- 1	HOME	0- 0	2- 0	5- 0				
2- 1	0- 1	0- 0	AWAY	0- 0	0- 0	2- 0				
2- 0	0- 0	0- 0	NEUTRAL	0- 0	1- 0	1- 0				
4- 14	0- 7	0- 2	CONFERENCE	1- 3	2- 1	1- 1				
2- 6	0- 3	0- 1	HOME	1- 1	1- 1	0- 0				
1- 7	0- 3	0- 1	AWAY	0- 2	0- 0	1- 1				
1- 1	0- 1	0- 0	NEUTRAL	0- 0	1- 0	0- 0				

RPI	S	Opponent	Score	RPI	S	Opponent	Score	RPI	S	Opponent	Score	RPI	S	Opponent	Score	Team's RPI: 114
2	H	Notre Dame	80 84	31	H	Syracuse	62 88	52	H	Virginia	37 69	105	H	Virginia Tech	69 78	
3	A	South Carolina	61 83	35	H	Oregon	59 87	61	A	Georgia Tech	58 72	105	N	Virginia Tech	67 66	
8	A	Duke	37 65	38	A	North Carolina St.	53 65	61	H	Georgia Tech	62 61	120	H	North Carolina	78 67	
11	H	Louisville	46 60					86	A	Wake Forest	56 68	128	H	Maine	69 61	
11	N	Louisville	46 68									137	H	Louisiana Tech	78 67	
12	A	Florida St.	47 80									142	N	Wright St.	75 51	
12	H	Florida St.	27 86									163	A	Pittsburgh	54 46	
15	A	Miami (FL)	57 81									167	H	Bethune-Cookman	59 38	
												177	A	Boston College	48 60	
												220	A	Monmouth	60 47	
												247	H	Ga. Southern	58 47	
												252	A	Jacksonville St.	69 63	
												255	H	Coastal Caro.	64 57	
												278	H	Western Caro.	78 63	
												326	N	Loyola Chicago	61 40	
												348	H	South Carolina St.	56 36	
LAST 12 Division I GAMES:																
		11 N Louisville	46 68			163 A Pittsburgh	54 46									
		105 N Virginia Tech	67 66			120 H North Carolina	78 67									
		61 A Georgia Tech	58 72			8 A Duke	37 65									
		12 A Florida St.	47 80			61 H Georgia Tech	62 61									
		2 H Notre Dame	80 84			11 H Louisville	46 60									
		15 A Miami (FL)	57 81			38 A North Carolina St.	53 65									

Non-Div I Games:

Clemson

■ Loss,
 ■ Non-Conf, S Site,
 ■ Home
 ■ Away
 N Neutral

Average RPI Win: 265		WON-LOST	WINNING	LAST 10	STRENGTH OF	OPP. STRENGTH	TEAM	ADJ.	CONF.	ADJ CONF.
Average RPI Loss: 127		RECORD	PCT. RANK	GAMES	SCHEDULE	OF SCHEDULE	RPI	RPI	RPI	RPI
DIV. I ONLY		13- 15	199	4- 6	165	249	180	180	18	18
DIV. I NON-CONF.		4- 5	198	0- 0	119	262	142	142	21	21
TOTALS		RPI 1-25	RPI 26-50	W-L RECORDS	RPI 51-100	RPI 101-150	RPI 150+			
13- 15	0- 1		0- 3	OVERALL	0- 1	1- 7	12- 3			
5- 6	0- 0		0- 2	HOME	0- 0	1- 2	4- 2			
7- 8	0- 1		0- 1	AWAY	0- 1	0- 4	7- 1			
1- 1	0- 0		0- 0	NEUTRAL	0- 0	0- 1	1- 0			
4- 5	0- 1		0- 1	NON-CONFERENCE	0- 1	0- 1	4- 1			
0- 2	0- 0		0- 1	HOME	0- 0	0- 0	0- 1			
3- 3	0- 1		0- 0	AWAY	0- 1	0- 1	3- 0			
1- 0	0- 0		0- 0	NEUTRAL	0- 0	0- 0	1- 0			
9- 10	0- 0		0- 2	CONFERENCE	0- 0	1- 6	8- 2			
5- 4	0- 0		0- 1	HOME	0- 0	1- 2	4- 1			
4- 5	0- 0		0- 1	AWAY	0- 0	0- 3	4- 1			
0- 1	0- 0		0- 0	NEUTRAL	0- 0	0- 1	0- 0			

RPI 1-25				RPI 26-50				RPI 51-100				RPI 101+				Team's RPI: 180	
RPI	S	Opponent	Score	RPI	S	Opponent	Score	RPI	S	Opponent	Score	RPI	S	Opponent	Score		
25	A	Ohio St.	78 96	26	A	Green Bay	60 79	70	A	Bucknell	66 77	122	A	Navy	63 88		
				26	H	Green Bay	51 65					141	A	Detroit Mercy	54 66		
				49	H	Toledo	59 92					141	H	Detroit Mercy	75 50		
												141	N	Detroit Mercy	56 70		
												142	A	Wright St.	63 84		
												142	H	Wright St.	60 65		
												144	A	Milwaukee	72 76		
												144	H	Milwaukee	78 80		
												153	A	Oakland	74 62		
												153	H	Oakland	79 93		
												225	A	Evansville	66 62		
												231	N	Richmond	69 65		
												257	A	Bowling Green	64 56		
												265	H	Niagara	49 67		
												290	A	Valparaiso	66 62		
												290	H	Valparaiso	71 60		
												297	A	Northern Ky.	58 54		
												297	H	Northern Ky.	77 58		
												299	A	Eastern Ill.	66 56		
												319	A	Youngstown St.	67 92		
												319	H	Youngstown St.	71 68		
												320	A	Ill.-Chicago	63 59		
												320	H	Ill.-Chicago	77 59		
LAST 12 Division I GAMES:																	
				141	N	Detroit Mercy	56 70	26	A	Green Bay	60 79						
				153	H	Oakland	79 93	290	A	Valparaiso	66 62						
				141	H	Detroit Mercy	75 50	320	A	Ill.-Chicago	63 59						
				297	H	Northern Ky.	77 58	26	H	Green Bay	51 65						
				142	H	Wright St.	60 65	144	H	Milwaukee	78 80						
				144	A	Milwaukee	72 76	141	A	Detroit Mercy	54 66						

Non-Div I Games:	Notre Dame (OH)	51	66	Lake Erie	65	42
------------------	-----------------	----	----	-----------	----	----

Cleveland St.

Loss, Non-Conf, S Site, H Home A Away N Neutral

Average RPI Win:	259	WON-LOST	WINNING	LAST 10	STRENGTH OF	OPP. STRENGTH	TEAM	ADJ.	CONF.	ADJ CONF.
Average RPI Loss:	179	RECORD	PCT. RANK	GAMES	SCHEDULE	OF SCHEDULE	RPI	RPI	RPI	RPI
DIV. I ONLY	12- 15	208	4- 6	313	254	255	255	21	21	
DIV. I NON-CONF.	4- 4	165	0- 0	348	330	293	293	19	19	
TOTALS	RPI 1-25	RPI 26-50	W-L RECORDS	RPI 51-100	RPI 101-150	RPI 150+				
12- 15	0- 0	0- 2	OVERALL	0- 2	1- 2	11- 9				
6- 5	0- 0	0- 1	HOME	0- 1	1- 0	5- 3				
5- 9	0- 0	0- 1	AWAY	0- 1	0- 2	5- 5				
1- 1	0- 0	0- 0	NEUTRAL	0- 0	0- 0	1- 1				
4- 4	0- 0	0- 0	NON-CONFERENCE	0- 0	0- 1	4- 3				
1- 1	0- 0	0- 0	HOME	0- 0	0- 0	1- 1				
2- 3	0- 0	0- 0	AWAY	0- 0	0- 1	2- 2				
1- 0	0- 0	0- 0	NEUTRAL	0- 0	0- 0	1- 0				
8- 11	0- 0	0- 2	CONFERENCE	0- 2	1- 1	7- 6				
5- 4	0- 0	0- 1	HOME	0- 1	1- 0	4- 2				
3- 6	0- 0	0- 1	AWAY	0- 1	0- 1	3- 3				
0- 1	0- 0	0- 0	NEUTRAL	0- 0	0- 0	0- 1				

RPI S	Opponent	Score	RPI S	Opponent	Score	RPI S	Opponent	Score	RPI S	Opponent	Score	Team's RPI: 255
45	A Little Rock	47 79	84	A UT Arlington	58 60	114	A Clemson	57 64				
45	H Little Rock	66 74	84	H UT Arlington	41 70	126	A Troy	66 78				
						145	H Louisiana	71 68				
						169	A Texas St.	62 83				
						169	H Texas St.	64 48				
						214	A Appalachian St.	56 53				
						214	H Appalachian St.	60 55				
						214	N Appalachian St.	58 79				
						217	A Col. of Charleston	79 72				
						239	A Wofford	62 67				
						242	A South Ala.	61 45				
						243	H Saint Francis (PA)	59 70				
						247	A Ga. Southern	70 78				
						247	H Ga. Southern	62 65				
						251	A Marshall	66 84				
						261	A Georgia St.	73 67				
						261	H Georgia St.	48 69				
						316	A Fort Wayne	72 57				
						317	A Arkansas St.	52 60				
						317	H Arkansas St.	57 55				
						331	H La.-Monroe	75 48				
						335	H N.C. Central	66 50				
						348	N South Carolina St.	63 54				
LAST 12 Division I GAMES:												
214	N Appalachian St.	58 79	247	H Ga. Southern	62 65							
214	A Appalachian St.	56 53	261	H Georgia St.	48 69							
145	H Louisiana	71 68	45	A Little Rock	47 79							
331	H La.-Monroe	75 48	317	A Arkansas St.	52 60							
126	A Troy	66 78	169	H Texas St.	64 48							
242	A South Ala.	61 45	84	H UT Arlington	41 70							

Non-Div I Games: Pfeiffer 91 49 Catawba 58 63

Coastal Caro.

Loss, Non-Conf, S Site, H Home A Away N Neutral

Average RPI Win:	193	WON-LOST	WINNING	LAST 10	STRENGTH OF	OPP. STRENGTH	TEAM	ADJ.	CONF.	ADJ CONF.
Average RPI Loss:	127	RECORD	PCT. RANK	GAMES	SCHEDULE	OF SCHEDULE	RPI	RPI	RPI	RPI
DIV. I ONLY	9- 21	279	3- 7	110	100	217	217	9	9	
DIV. I NON-CONF.	3- 8	262	0- 0	160	181	219	219	8	8	
TOTALS	RPI 1-25	RPI 26-50	W-L RECORDS	RPI 51-100	RPI 101-150	RPI 150+				
9- 21	0- 1	0- 6	OVERALL	1- 1	2- 4	6- 9				
5- 8	0- 0	0- 2	HOME	1- 0	1- 3	3- 3				
4- 12	0- 1	0- 4	AWAY	0- 1	1- 1	3- 5				
0- 1	0- 0	0- 0	NEUTRAL	0- 0	0- 0	0- 1				
3- 8	0- 1	0- 2	NON-CONFERENCE	0- 0	0- 2	3- 3				
0- 4	0- 0	0- 0	HOME	0- 0	0- 2	0- 2				
3- 4	0- 1	0- 2	AWAY	0- 0	0- 0	3- 1				
0- 0	0- 0	0- 0	NEUTRAL	0- 0	0- 0	0- 0				
6- 13	0- 0	0- 4	CONFERENCE	1- 1	2- 2	3- 6				
5- 4	0- 0	0- 2	HOME	1- 0	1- 1	3- 1				
1- 8	0- 0	0- 2	AWAY	0- 1	1- 1	0- 4				
0- 1	0- 0	0- 0	NEUTRAL	0- 0	0- 0	0- 1				

RPI 1-25				RPI 26-50				RPI 51-100				RPI 101+				Team's RPI: 217	
RPI	S	Opponent	Score	RPI	S	Opponent	Score	RPI	S	Opponent	Score	RPI	S	Opponent	Score		
11	A	Louisville	58 86	27	A	Elon	57 70	78	A	Drexel	57 70	105	H	Virginia Tech	61 71		
				27	H	Elon	56 84	78	H	Drexel	79 75	117	H	Charlotte	49 62		
				38	A	North Carolina St.	47 91					123	A	William & Mary	71 69		
				39	A	James Madison	60 74					123	H	William & Mary	70 60		
				39	H	James Madison	78 84					138	A	Delaware	66 71		
				40	A	Western Ky.	76 89					138	H	Delaware	56 69		

Non-Div I Games:

Col. of Charleston

■ Loss,
■ Non-Conf, S Site,
■ Home
■ Away
N Neutral

Average RPI Win: 256	WON-LOST	WINNING	LAST 10	STRENGTH OF	OPP. STRENGTH	TEAM	ADJ.	CONF.	ADJ CONF.
Average RPI Loss: 181	RECORD	PCT. RANK	GAMES	SCHEDULE	OF SCHEDULE	RPI	RPI	RPI	RPI
DIV. I ONLY	10- 20	262	4- 6	255	275	275	275	24	24
DIV. I NON-CONF.	3- 8	262	0- 0	270	242	291	291	26	26
TOTALS	RPI 1-25	RPI 26-50	W-L RECORDS	RPI 51-100	RPI 101-150	RPI 150+			
10- 20	0- 0	0- 0	OVERALL	0- 4	1- 2	9- 14			
7- 5	0- 0	0- 0	HOME	0- 1	0- 2	7- 2			
3- 15	0- 0	0- 0	AWAY	0- 3	1- 0	2- 12			
0- 0	0- 0	0- 0	NEUTRAL	0- 0	0- 0	0- 0			
3- 8	0- 0	0- 0	NON-CONFERENCE	0- 2	0- 1	3- 5			
2- 1	0- 0	0- 0	HOME	0- 0	0- 1	2- 0			
1- 7	0- 0	0- 0	AWAY	0- 2	0- 0	1- 5			
0- 0	0- 0	0- 0	NEUTRAL	0- 0	0- 0	0- 0			
7- 12	0- 0	0- 0	CONFERENCE	0- 2	1- 1	6- 9			
5- 4	0- 0	0- 0	HOME	0- 1	0- 1	5- 2			
2- 8	0- 0	0- 0	AWAY	0- 1	1- 0	1- 7			
0- 0	0- 0	0- 0	NEUTRAL	0- 0	0- 0	0- 0			

RPI S	Opponent	Score	RPI S	Opponent	Score	RPI S	Opponent	Score	RPI S	Opponent	Score	Team's RPI: 275
						58	A Purdue	51 71	122	A Navy	69 61	
						64	A Gonzaga	42 72	122	H Navy	67 80	
						70	A Bucknell	56 79	127	H Cornell	57 70	
						70	H Bucknell	49 79	155	A Brown	67 62	
									159	A Army West Point	47 57	
									159	A Army West Point	76 83	
									159	H Army West Point	69 76	
									176	A Siena	63 71	
									185	A American	57 68	
									185	H American	62 73	
									194	A Columbia	67 75	
									195	A Providence	85 92	
									212	H Towson	76 71	
									226	A Boston U.	51 65	
									226	H Boston U.	96 87	
									249	A St. Bonaventure	57 70	
									268	A Loyola Maryland	77 87	
									268	H Loyola Maryland	76 62	
									300	A Lafayette	85 90	
									300	H Lafayette	76 69	
									308	A Lehigh	74 83	
									308	H Lehigh	75 70	
									318	A Holy Cross	62 54	
									318	H Holy Cross	70 52	
									336	H LIU Brooklyn	76 61	
									344	A UMass Lowell	77 82	
LAST 12 Division I GAMES:												
159	A Army West Point	76 83	70	H Bucknell	49 79							
308	A Lehigh	74 83	159	A Army West Point	47 57							
300	A Lafayette	85 90	122	A Navy	69 61							
308	H Lehigh	75 70	318	H Holy Cross	70 52							
268	H Loyola Maryland	76 62	185	H American	62 73							
226	A Boston U.	51 65	268	A Loyola Maryland	77 87							

Non-Div I Games:

Colgate

■ Loss,
 ■ Non-Conf, S Site,
 ■ Home
 ■ Away
 N Neutral

Colorado

Through Games Of March 10, 2017

Average RPI Win:	163	WON-LOST	WINNING	LAST 10	STRENGTH OF	OPP. STRENGTH	TEAM	ADJ.	CONF.	ADJ CONF.
Average RPI Loss:	43	RECORD	PCT. RANK	GAMES	SCHEDULE	OF SCHEDULE	RPI	RPI	RPI	RPI
DIV. I ONLY	15- 15	171	3- 7	56	16	109	109	1	1	
DIV. I NON-CONF.	10- 1	15	0- 0	240	206	76	76	1	1	
TOTALS	RPI 1-25	RPI 26-50	W-L RECORDS	RPI 51-100	RPI 101-150	RPI 150+				
15- 15	1- 7	1- 2	OVERALL	4- 3	3- 3	6- 0				
11- 6	1- 3	1- 1	HOME	3- 1	2- 1	4- 0				
4- 8	0- 4	0- 1	AWAY	1- 2	1- 1	2- 0				
0- 1	0- 0	0- 0	NEUTRAL	0- 0	0- 1	0- 0				
10- 1	1- 0	0- 0	NON-CONFERENCE	2- 0	1- 1	6- 0				
7- 1	1- 0	0- 0	HOME	2- 0	0- 1	4- 0				
3- 0	0- 0	0- 0	AWAY	0- 0	1- 0	2- 0				
0- 0	0- 0	0- 0	NEUTRAL	0- 0	0- 0	0- 0				
5- 14	0- 7	1- 2	CONFERENCE	2- 3	2- 2	0- 0				
4- 5	0- 3	1- 1	HOME	1- 1	2- 0	0- 0				
1- 8	0- 4	0- 1	AWAY	1- 2	0- 1	0- 0				
0- 1	0- 0	0- 0	NEUTRAL	0- 0	0- 1	0- 0				

RPI	S	Opponent	Score	RPI	S	Opponent	Score	RPI	S	Opponent	Score	RPI	S	Opponent	Score	Team's RPI: 109
4	A	Oregon St.	57 81	34	H	Arizona St.	52 71	54	H	Colorado St.	74 56	101	H	Wyoming	75 82	
4	H	Oregon St.	49 54	35	A	Oregon	66 71	55	A	California	64 59	103	A	Washington St.	56 67	
6	A	Stanford	51 64	35	H	Oregon	76 66	55	H	California	53 65	103	H	Washington St.	70 58	
6	H	Stanford	70 84					79	A	Utah	53 58	103	N	Washington St.	78 79	
9	A	UCLA	74 87					79	H	Utah	54 49	129	A	Northern Colo.	83 62	
10	A	Washington	46 79					89	A	Southern California	54 79	132	H	Arizona	65 56	
10	H	Washington	75 79					100	H	SMU	67 50	151	H	Idaho St.	85 56	
14	H	Kentucky	79 69									305	A	North Dakota St.	76 59	
												313	A	Mississippi Val.	76 64	
												322	H	Air Force	95 68	
												325	H	St. Francis Brooklyn	81 54	
												329	H	Southeastern La.	112 54	
LAST 12 Division I GAMES:																
103	N	Washington St.	78 79	6	A	Stanford	51 64									
103	A	Washington St.	56 67	10	H	Washington	75 79									
10	A	Washington	46 79	103	H	Washington St.	70 58									
35	H	Oregon	76 66	79	A	Utah	53 58									
4	H	Oregon St.	49 54	79	H	Utah	54 49									
55	A	California	64 59	4	A	Oregon St.	57 81									

Non-Div I Games:

Colorado

Loss, Non-Conf, S Site, H Home A Away N Neutral

Colorado St.

Through Games Of March 10, 2017

Average RPI Win:	198	WON-LOST	WINNING	LAST 10	STRENGTH OF	OPP. STRENGTH	TEAM	ADJ.	CONF.	ADJ CONF.
Average RPI Loss:	90	RECORD	PCT. RANK	GAMES	SCHEDULE	OF SCHEDULE	RPI	RPI	RPI	RPI
DIV. I ONLY	22- 8	52	7- 3	143	110	54	54	13	13	
DIV. I NON-CONF.	6- 4	127	0- 0	250	62	139	139	15	15	
TOTALS	RPI 1-25	RPI 26-50	W-L RECORDS	RPI 51-100	RPI 101-150	RPI 150+				
22- 8	0- 2	1- 2	OVERALL	0- 0	7- 2	14- 2				
13- 1	0- 0	0- 1	HOME	0- 0	5- 0	8- 0				
8- 6	0- 1	1- 0	AWAY	0- 0	2- 1	5- 1				
1- 1	0- 0	0- 1	NEUTRAL	0- 0	0- 0	1- 0				
6- 4	0- 2	0- 0	NON-CONFERENCE	0- 0	2- 1	4- 1				
5- 0	0- 0	0- 0	HOME	0- 0	2- 0	3- 0				
1- 4	0- 2	0- 0	AWAY	0- 0	0- 1	1- 1				
0- 0	0- 0	0- 0	NEUTRAL	0- 0	0- 0	0- 0				
16- 4	0- 0	1- 2	CONFERENCE	0- 0	5- 1	10- 1				
8- 1	0- 0	0- 1	HOME	0- 0	3- 0	5- 0				
7- 2	0- 0	1- 0	AWAY	0- 0	2- 1	4- 1				
1- 1	0- 0	0- 1	NEUTRAL	0- 0	0- 0	1- 0				

RPI S	Opponent	Score	RPI S	Opponent	Score	RPI S	Opponent	Score	RPI S	Opponent	Score
10	A Washington	68 101	48	A Boise St.	60 53				101	A Wyoming	49 56
19	A Oklahoma	55 70	48	H Boise St.	45 51				101	H Wyoming	61 54
			48	N Boise St.	61 65				107	A UNLV	57 37
									107	H UNLV	44 41
									109	A Colorado	56 74
									129	H Northern Colo.	58 47
									146	A Fresno St.	66 64
									146	H Fresno St.	73 56
									149	H Omaha	69 42
									152	A New Mexico	78 63
									152	H New Mexico	58 55
									188	A Utah St.	48 55
									188	H Utah St.	74 43
									196	A Nebraska	59 62
									203	A San Jose St.	68 56
									203	H San Jose St.	70 67
									203	N San Jose St.	65 60
									215	H Seattle U	66 62
									269	A San Diego St.	80 46
									269	H San Diego St.	60 43
									285	H Nevada	64 51
									309	H Denver	76 49
									322	A Air Force	72 35
									323	A Montana	63 49
									329	H Southeastern La.	77 31
LAST 12 Division I GAMES:											
			48	N Boise St.	61 65	101	H Wyoming	61 54			
			203	N San Jose St.	65 60	146	A Fresno St.	66 64			
			285	H Nevada	64 51	188	A Utah St.	48 55			
			101	A Wyoming	49 56	107	H UNLV	44 41			
			269	A San Diego St.	80 46	48	A Boise St.	60 53			
			152	H New Mexico	58 55	269	H San Diego St.	60 43			

Non-Div I Games: N.M. Highlands 96 31 Adams St. 76 29

Colorado St.

Loss, Non-Conf, S Site, H Home A Away N Neutral

Average RPI Win:	257	WON-LOST	WINNING	LAST 10	STRENGTH OF	OPP. STRENGTH	TEAM	ADJ.	CONF.	ADJ CONF.
Average RPI Loss:	122	RECORD	PCT. RANK	GAMES	SCHEDULE	OF SCHEDULE	RPI	RPI	RPI	RPI
DIV. I ONLY	13- 14	185	2- 8	239	209	194	194	8	8	
DIV. I NON-CONF.	10- 3	54	0- 0	339	345	174	174	9	9	
TOTALS	RPI 1-25	RPI 26-50	W-L RECORDS	RPI 51-100	RPI 101-150	RPI 150+				
13- 14	0- 0	0- 2	OVERALL	0- 2	1- 6	12- 4				
5- 7	0- 0	0- 1	HOME	0- 1	0- 3	5- 2				
8- 7	0- 0	0- 1	AWAY	0- 1	1- 3	7- 2				
0- 0	0- 0	0- 0	NEUTRAL	0- 0	0- 0	0- 0				
10- 3	0- 0	0- 0	NON-CONFERENCE	0- 0	0- 1	10- 2				
4- 1	0- 0	0- 0	HOME	0- 0	0- 0	4- 1				
6- 2	0- 0	0- 0	AWAY	0- 0	0- 1	6- 1				
0- 0	0- 0	0- 0	NEUTRAL	0- 0	0- 0	0- 0				
3- 11	0- 0	0- 2	CONFERENCE	0- 2	1- 5	2- 2				
1- 6	0- 0	0- 1	HOME	0- 1	0- 3	1- 1				
2- 5	0- 0	0- 1	AWAY	0- 1	1- 2	1- 1				
0- 0	0- 0	0- 0	NEUTRAL	0- 0	0- 0	0- 0				

RPI S	Opponent	Score	RPI S	Opponent	Score	RPI S	Opponent	Score	RPI S	Opponent	Score	Team's RPI: 194
			43 A	Harvard	68 70	56 A	Penn	59 68	115 A	Long Beach St.	60 73	
			43 H	Harvard	55 58	56 H	Penn	54 64	116 A	Princeton	54 78	
									116 H	Princeton	52 62	
									127 A	Cornell	70 77	
									127 H	Cornell	55 69	
									133 A	Yale	72 68	
									133 H	Yale	47 55	
									155 A	Brown	60 69	
									155 H	Brown	59 76	
									195 H	Providence	66 64	
									210 A	Binghamton	75 65	
									211 H	UMBC	56 67	
									219 A	Dartmouth	91 88	
									219 H	Dartmouth	69 48	
									231 A	Richmond	65 58	
									243 A	Saint Francis (PA)	84 77	
									258 A	Stony Brook	53 55	
									268 A	Loyola Maryland	65 53	
									275 H	Colgate	75 67	
									321 A	NJIT	65 51	
									336 H	LIU Brooklyn	66 57	
									344 H	UMass Lowell	76 57	
									346 A	Cal St. Fullerton	61 46	
LAST 12 Division I GAMES:												
133 H	Yale	47 55	116 H	Princeton	52 62							
155 H	Brown	59 76	56 H	Penn	54 64							
56 A	Penn	59 68	155 A	Brown	60 69							
116 A	Princeton	54 78	133 A	Yale	72 68							
219 H	Dartmouth	69 48	43 A	Harvard	68 70							
43 H	Harvard	55 58	219 A	Dartmouth	91 88							

Non-Div I Games:

Columbia

■ Loss,
 ■ Non-Conf,
 S Site,
 ■ Home
 ■ Away
 N Neutral

Average RPI Win: 317	WON-LOST	WINNING	LAST 10	STRENGTH OF	OPP. STRENGTH	TEAM	ADJ.	CONF.	ADJ CONF.
Average RPI Loss: 170	RECORD	PCT. RANK	GAMES	SCHEDULE	OF SCHEDULE	RPI	RPI	RPI	RPI
DIV. I ONLY	8- 21	288	4- 6	248	312	288	288	32	32
DIV. I NON-CONF.	0- 12	335	0- 0	61	79	301	301	31	31
TOTALS	RPI 1-25	RPI 26-50	W-L RECORDS	RPI 51-100	RPI 101-150	RPI 150+			
8- 21	0- 1	0- 2	OVERALL	0- 3	0- 2	8- 13			
4- 5	0- 0	0- 0	HOME	0- 1	0- 0	4- 4			
4- 14	0- 1	0- 2	AWAY	0- 2	0- 2	4- 7			
0- 2	0- 0	0- 0	NEUTRAL	0- 0	0- 0	0- 2			
0- 12	0- 1	0- 2	NON-CONFERENCE	0- 3	0- 2	0- 4			
0- 1	0- 0	0- 0	HOME	0- 1	0- 0	0- 0			
0- 10	0- 1	0- 2	AWAY	0- 2	0- 2	0- 3			
0- 1	0- 0	0- 0	NEUTRAL	0- 0	0- 0	0- 1			
8- 9	0- 0	0- 0	CONFERENCE	0- 0	0- 0	8- 9			
4- 4	0- 0	0- 0	HOME	0- 0	0- 0	4- 4			
4- 4	0- 0	0- 0	AWAY	0- 0	0- 0	4- 4			
0- 1	0- 0	0- 0	NEUTRAL	0- 0	0- 0	0- 1			

RPI 1-25				RPI 26-50				RPI 51-100				RPI 101+				Team's RPI: 288	
RPI	S	Opponent	Score	RPI	S	Opponent	Score	RPI	S	Opponent	Score	RPI	S	Opponent	Score		
15	A	Miami (FL)	35 75	31	A	Syracuse	30 76	52	A	Virginia	40 103	120	A	North Carolina	55 90		
				41	A	West Virginia	39 69	53	A	George Washington	46 77	147	A	VCU	44 73		
								99	H	SFA	57 72	160	A	Hampton	54 78		
												160	H	Hampton	61 65		
												167	A	Bethune-Cookman	52 71		
												167	H	Bethune-Cookman	56 76		
												205	N	ETSU	58 70		
												211	A	UMBC	63 73		
												212	A	Towson	65 69		
												227	A	Howard	58 66		
												260	A	UMES	55 49		
												260	N	UMES	59 62		
												281	H	N.C. A&T	65 57		
												283	H	Norfolk St.	45 49		
												288	A	Mt. St. Mary's	48 54		
												296	A	Savannah St.	59 47		
												324	A	Florida A&M	70 62		
												330	A	Morgan St.	42 71		
												330	H	Morgan St.	61 45		
												335	H	N.C. Central	46 58		
												347	H	Delaware St.	77 64		
												348	A	South Carolina St.	66 63		
												348	H	South Carolina St.	70 54		
LAST 12 Division I GAMES:																	
				260	N	UMES	59 62					167	H	Bethune-Cookman	56 76		
				160	H	Hampton	61 65					335	H	N.C. Central	46 58		
				330	A	Morgan St.	42 71					260	A	UMES	55 49		
				296	A	Savannah St.	59 47					160	A	Hampton	54 78		
				348	A	South Carolina St.	66 63					330	H	Morgan St.	61 45		
				347	H	Delaware St.	77 64					283	H	Norfolk St.	45 49		

Non-Div I Games:

Coppin St.

■ Loss,
 ■ Non-Conf,
 ■ S Site,
 ■ Home
 ■ A Away
 N Neutral

Average RPI Win: 203	WON-LOST	WINNING	LAST 10	STRENGTH OF	OPP. STRENGTH	TEAM	ADJ.	CONF.	ADJ CONF.
Average RPI Loss: 137	RECORD	PCT. RANK	GAMES	SCHEDULE	OF SCHEDULE	RPI	RPI	RPI	RPI
DIV. I ONLY	16- 11	118	5- 5	149	192	127	127	8	8
DIV. I NON-CONF.	9- 4	85	0- 0	289	322	141	141	9	9
TOTALS	RPI 1-25	RPI 26-50	W-L RECORDS	RPI 51-100	RPI 101-150	RPI 150+			
16- 11	0- 0	1- 1	OVERALL	1- 3	3- 1	11- 6			
8- 4	0- 0	1- 0	HOME	1- 2	1- 1	5- 1			
8- 7	0- 0	0- 1	AWAY	0- 1	2- 0	6- 5			
0- 0	0- 0	0- 0	NEUTRAL	0- 0	0- 0	0- 0			
9- 4	0- 0	0- 0	NON-CONFERENCE	1- 1	0- 0	8- 3			
4- 1	0- 0	0- 0	HOME	1- 1	0- 0	3- 0			
5- 3	0- 0	0- 0	AWAY	0- 0	0- 0	5- 3			
0- 0	0- 0	0- 0	NEUTRAL	0- 0	0- 0	0- 0			
7- 7	0- 0	1- 1	CONFERENCE	0- 2	3- 1	3- 3			
4- 3	0- 0	1- 0	HOME	0- 1	1- 1	2- 1			
3- 4	0- 0	0- 1	AWAY	0- 1	2- 0	1- 2			
0- 0	0- 0	0- 0	NEUTRAL	0- 0	0- 0	0- 0			

RPI S	Opponent	Score	RPI S	Opponent	Score	RPI S	Opponent	Score	RPI S	Opponent	Score	Team's RPI: 127
43	A Harvard	59 62	43	H Harvard	57 52	56	A Penn	34 47	116	A Princeton	55 44	
						56	H Penn	55 61	116	H Princeton	54 58	
						77	H New Hampshire	61 56	133	A Yale	76 63	
						78	H Drexel	53 63	133	H Yale	59 49	
									155	A Brown	67 72	
									155	H Brown	46 67	
									163	A Pittsburgh	44 56	
									194	A Columbia	69 55	
									194	H Columbia	77 70	
									210	A Binghamton	54 51	
									212	A Towson	63 68	
									219	A Dartmouth	74 84	
									219	H Dartmouth	72 57	
									227	H Howard	67 55	
									243	A Saint Francis (PA)	78 72	
									254	H Canisius	60 43	
									258	A Stony Brook	65 66	
									268	H Loyola Maryland	58 50	
									275	A Colgate	70 57	
									319	A Youngstown St.	80 75	
									347	A Delaware St.	72 51	
LAST 12 Division I GAMES:												
155	H Brown	46 67	56	H Penn	55 61							
133	H Yale	59 49	116	H Princeton	54 58							
116	A Princeton	55 44	133	A Yale	76 63							
56	A Penn	34 47	155	A Brown	67 72							
43	H Harvard	57 52	219	A Dartmouth	74 84							
219	H Dartmouth	72 57	43	A Harvard	59 62							

Non-Div I Games:

Cornell

Creighton

Through Games Of March 10, 2017

Average RPI Win:	142	WON-LOST	WINNING	LAST 10	STRENGTH OF	OPP. STRENGTH	TEAM	ADJ.	CONF.	ADJ CONF.
Average RPI Loss:	50	RECORD	PCT. RANK	GAMES	SCHEDULE	OF SCHEDULE	RPI	RPI	RPI	RPI
DIV. I ONLY	23- 7	35	9- 1	63	62	23	23	7	7	
DIV. I NON-CONF.	6- 4	127	0- 0	56	23	59	59	7	7	
TOTALS	RPI 1-25	RPI 26-50	W-L RECORDS	RPI 51-100	RPI 101-150	RPI 150+				
23- 7	0- 3	4- 2	OVERALL	6- 1	1- 0	12- 1				
12- 1	0- 1	2- 0	HOME	3- 0	1- 0	6- 0				
9- 5	0- 1	1- 2	AWAY	3- 1	0- 0	5- 1				
2- 1	0- 1	1- 0	NEUTRAL	0- 0	0- 0	1- 0				
6- 4	0- 1	2- 1	NON-CONFERENCE	0- 1	1- 0	3- 1				
4- 0	0- 0	1- 0	HOME	0- 0	1- 0	2- 0				
1- 3	0- 0	0- 1	AWAY	0- 1	0- 0	1- 1				
1- 1	0- 1	1- 0	NEUTRAL	0- 0	0- 0	0- 0				
17- 3	0- 2	2- 1	CONFERENCE	6- 0	0- 0	9- 0				
8- 1	0- 1	1- 0	HOME	3- 0	0- 0	4- 0				
8- 2	0- 1	1- 1	AWAY	3- 0	0- 0	4- 0				
1- 0	0- 0	0- 0	NEUTRAL	0- 0	0- 0	1- 0				

RPI 1-25				Team's RPI: 23		RPI 26-50				RPI 51-100				RPI 101+			
RPI	S	Opponent	Score	RPI	S	Opponent	Score	RPI	S	Opponent	Score	RPI	S	Opponent	Score		
17	A	DePaul	65 79	28	A	Marquette	65 72	51	A	UNI	49 50	149	H	Omaha	82 45		
17	H	DePaul	56 60	28	A	Marquette	83 63	66	A	Villanova	47 44	173	A	Wichita St.	54 62		
24	N	Missouri	63 72	28	H	Marquette	80 77	66	H	Villanova	60 46	189	H	Kansas	69 49		
				29	H	Drake	80 77	69	A	St. John's (NY)	55 43	195	A	Providence	58 51		
				33	N	Dayton	56 53	69	H	St. John's (NY)	67 60	195	H	Providence	88 57		
				37	A	South Dakota St.	56 63	71	A	Georgetown	67 59	196	H	Nebraska	80 64		
								71	H	Georgetown	70 68	198	A	Seton Hall	70 60		
												198	H	Seton Hall	61 44		
												206	A	Xavier	67 57		
												206	H	Xavier	63 52		
												233	A	Marist	72 50		
												259	A	Butler	65 53		
												259	H	Butler	67 52		
												259	N	Butler	64 55		
LAST 12 Division I GAMES:																	
				28	A	Marquette	65 72					195	H	Providence	88 57		
				259	N	Butler	64 55					71	A	Georgetown	67 59		
				259	A	Butler	65 53					66	A	Villanova	47 44		
				206	A	Xavier	67 57					28	H	Marquette	80 77		
				69	H	St. John's (NY)	67 60					17	H	DePaul	56 60		
				198	H	Seton Hall	61 44					198	A	Seton Hall	70 60		

Non-Div I Games:

Creighton

■ Loss,
 ■ Non-Conf,
 ■ S Site,
 ■ H Home
 ■ A Away
 N Neutral

Average RPI Win:	207	WON-LOST	WINNING	LAST 10	STRENGTH OF	OPP. STRENGTH	TEAM	ADJ.	CONF.	ADJ CONF.
Average RPI Loss:	135	RECORD	PCT. RANK	GAMES	SCHEDULE	OF SCHEDULE	RPI	RPI	RPI	RPI
DIV. I ONLY	8- 19	283	2- 8	85	179	219	219	8	8	
DIV. I NON-CONF.	5- 8	218	0- 0	210	296	222	222	9	9	
TOTALS	RPI 1-25	RPI 26-50	W-L RECORDS	RPI 51-100	RPI 101-150	RPI 150+				
8- 19	0- 0	0- 2	OVERALL	0- 3	3- 7	5- 7				
5- 7	0- 0	0- 1	HOME	0- 1	3- 1	2- 4				
3- 12	0- 0	0- 1	AWAY	0- 2	0- 6	3- 3				
0- 0	0- 0	0- 0	NEUTRAL	0- 0	0- 0	0- 0				
5- 8	0- 0	0- 0	NON-CONFERENCE	0- 1	1- 3	4- 4				
3- 2	0- 0	0- 0	HOME	0- 0	1- 0	2- 2				
2- 6	0- 0	0- 0	AWAY	0- 1	0- 3	2- 2				
0- 0	0- 0	0- 0	NEUTRAL	0- 0	0- 0	0- 0				
3- 11	0- 0	0- 2	CONFERENCE	0- 2	2- 4	1- 3				
2- 5	0- 0	0- 1	HOME	0- 1	2- 1	0- 2				
1- 6	0- 0	0- 1	AWAY	0- 1	0- 3	1- 1				
0- 0	0- 0	0- 0	NEUTRAL	0- 0	0- 0	0- 0				

RPI S	Opponent	Score	RPI S	Opponent	Score	RPI S	Opponent	Score	RPI S	Opponent	Score	Team's RPI: 219
43	A Harvard	65 70	43	H Harvard	61 70	56	A Penn	38 68	110	H Albany (NY)	69 61	
						56	H Penn	47 60	116	A Princeton	55 85	
						77	A New Hampshire	47 64	116	H Princeton	58 56	
									123	A William & Mary	50 63	
									127	A Cornell	57 72	
									127	H Cornell	84 74	
									128	A Maine	55 60	
									133	A Yale	44 58	
									133	H Yale	50 57	
									135	A Old Dominion	56 82	
									155	A Brown	92 88	
									155	H Brown	62 65	
									159	H Army West Point	60 68	
									177	A Boston College	53 65	
									194	A Columbia	48 69	
									194	H Columbia	88 91	
									226	A Boston U.	61 49	
									233	H Marist	61 66	
									274	A Vermont	54 59	
									301	A Rhode Island	62 52	
									306	H Central Conn. St.	61 51	
									318	H Holy Cross	53 49	
LAST 12 Division I GAMES:												
116	H Princeton	58 56	155	H Brown	62 65							
56	H Penn	47 60	133	H Yale	50 57							
133	A Yale	44 58	56	A Penn	38 68							
155	A Brown	92 88	116	A Princeton	55 85							
194	A Columbia	48 69	127	H Cornell	84 74							
127	A Cornell	57 72	194	H Columbia	88 91							

Non-Div I Games:

Dartmouth

■ Loss,
■ Non-Conf,
■ S Site,
■ H Home
■ A Away
N Neutral

Davidson

Through Games Of March 10, 2017

Average RPI Win: 235	WON-LOST	WINNING	LAST 10	STRENGTH OF	OPP. STRENGTH	TEAM	ADJ.	CONF.	ADJ CONF.
Average RPI Loss: 139	RECORD	PCT. RANK	GAMES	SCHEDULE	OF SCHEDULE	RPI	RPI	RPI	RPI
DIV. I ONLY	6- 23	316	3- 7	82	187	277	277	12	12
DIV. I NON-CONF.	2- 10	305	0- 0	42	295	258	258	12	12
TOTALS	RPI 1-25	RPI 26-50	W-L RECORDS	RPI 51-100	RPI 101-150	RPI 150+			
6- 23	0- 0	0- 3	OVERALL	0- 4	1- 7	5- 9			
5- 9	0- 0	0- 1	HOME	0- 3	1- 1	4- 4			
1- 12	0- 0	0- 1	AWAY	0- 1	0- 6	1- 4			
0- 2	0- 0	0- 1	NEUTRAL	0- 0	0- 0	0- 1			
2- 10	0- 0	0- 2	NON-CONFERENCE	0- 2	0- 2	2- 4			
2- 4	0- 0	0- 0	HOME	0- 2	0- 1	2- 1			
0- 4	0- 0	0- 1	AWAY	0- 0	0- 1	0- 2			
0- 2	0- 0	0- 1	NEUTRAL	0- 0	0- 0	0- 1			
4- 13	0- 0	0- 1	CONFERENCE	0- 2	1- 5	3- 5			
3- 5	0- 0	0- 1	HOME	0- 1	1- 0	2- 3			
1- 8	0- 0	0- 0	AWAY	0- 1	0- 5	1- 2			
0- 0	0- 0	0- 0	NEUTRAL	0- 0	0- 0	0- 0			

RPI S	Opponent	Score	RPI S	Opponent	Score	RPI S	Opponent	Score	RPI S	Opponent	Score	Team's RPI: 277
33	H Dayton	52 68	33	H Dayton	52 68	53	A George Washington	62 76	113	A Saint Joseph's	54 69	
42	A Michigan St.	34 70	42	A Michigan St.	34 70	91	H Mercer	60 67	117	A Charlotte	79 93	
49	N Toledo	41 76	49	N Toledo	41 76	92	H Saint Louis	69 106	119	A Fordham	54 62	
						94	H UCF	38 57	119	A Fordham	72 85	
									119	H Fordham	52 51	
									124	A Duquesne	51 73	
									125	H Radford	40 44	
									147	A VCU	47 54	
									151	N Idaho St.	58 70	
									162	A Western Mich.	63 76	
									170	H La Salle	58 65	
									193	A George Mason	55 59	
									193	H George Mason	58 54	
									205	A ETSU	56 76	
									218	H UNCW	58 67	
									231	H Richmond	52 61	
									232	H High Point	82 72	
									249	A St. Bonaventure	51 70	
									256	H Furman	71 61	
									301	H Rhode Island	74 64	
									311	A Massachusetts	63 59	
									311	H Massachusetts	60 61	
LAST 12 Division I GAMES:												
119	A Fordham	54 62	311	A Massachusetts	63 59							
147	A VCU	47 54	33	H Dayton	52 68							
113	A Saint Joseph's	54 69	231	H Richmond	52 61							
119	H Fordham	52 51	249	A St. Bonaventure	51 70							
301	H Rhode Island	74 64	170	H La Salle	58 65							
193	A George Mason	55 59	193	H George Mason	58 54							

Non-Div I Games:

Davidson

■ Loss,
 ■ Non-Conf,
 ■ S Site,
 ■ H Home
 ■ A Away
 N Neutral

Average RPI Win:	169	WON-LOST	WINNING	LAST 10	STRENGTH OF	OPP. STRENGTH	TEAM	ADJ.	CONF.	ADJ CONF.
Average RPI Loss:	62	RECORD	PCT. RANK	GAMES	SCHEDULE	OF SCHEDULE	RPI	RPI	RPI	RPI
DIV. I ONLY	22- 9	62	8- 2	53	91	33	33	12	12	
DIV. I NON-CONF.	6- 6	165	0- 0	30	10	75	75	12	12	
TOTALS	RPI 1-25	RPI 26-50	W-L RECORDS	RPI 51-100	RPI 101-150	RPI 150+				
22- 9	1- 2	0- 2	OVERALL	4- 3	8- 1	9- 1				
8- 3	0- 0	0- 2	HOME	2- 0	2- 0	4- 1				
8- 4	0- 1	0- 0	AWAY	1- 2	3- 1	4- 0				
6- 2	1- 1	0- 0	NEUTRAL	1- 1	3- 0	1- 0				
6- 6	1- 2	0- 2	NON-CONFERENCE	0- 2	2- 0	3- 0				
1- 2	0- 0	0- 2	HOME	0- 0	0- 0	1- 0				
2- 2	0- 1	0- 0	AWAY	0- 1	1- 0	1- 0				
3- 2	1- 1	0- 0	NEUTRAL	0- 1	1- 0	1- 0				
16- 3	0- 0	0- 0	CONFERENCE	4- 1	6- 1	6- 1				
7- 1	0- 0	0- 0	HOME	2- 0	2- 0	3- 1				
6- 2	0- 0	0- 0	AWAY	1- 1	2- 1	3- 0				
3- 0	0- 0	0- 0	NEUTRAL	1- 0	2- 0	0- 0				

RPI 1-25				RPI 26-50				Team's RPI: 33				RPI 51-100				RPI 101+			
RPI	S	Opponent	Score	RPI	S	Opponent	Score	RPI	S	Opponent	Score	RPI	S	Opponent	Score	RPI	S	Opponent	Score
1	A	UConn	65 98	32	H	Quinnipiac	60 63	52	A	Virginia	56 66	113	H	Saint Joseph's	64 59				
21	N	Texas A&M	74 57	49	H	Toledo	72 76	53	A	George Washington	39 52	116	A	Princeton	62 56				
23	N	Creighton	53 56					53	H	George Washington	50 48	119	A	Fordham	52 66				
								61	N	Georgia Tech	68 81	124	A	Duquesne	75 64				
								92	A	Saint Louis	78 67	124	H	Duquesne	66 47				
								92	H	Saint Louis	68 62	124	N	Duquesne	70 56				
								92	N	Saint Louis	75 65	135	N	Old Dominion	77 69				
												147	A	VCU	68 48				
												147	N	VCU	77 61				
												170	H	La Salle	51 54				
												193	A	George Mason	60 48				
												208	A	Wisconsin	83 64				
												231	H	Richmond	55 39				
												235	N	Liberty	82 53				
												249	A	St. Bonaventure	62 60				
												277	A	Davidson	68 52				
												301	H	Rhode Island	81 51				
												311	H	Massachusetts	77 65				
												330	H	Morgan St.	61 42				
LAST 12 Division I GAMES:																			
124	N	Duquesne	70 56	53	A	George Washington	39 52												
92	N	Saint Louis	75 65	231	H	Richmond	55 39												
147	N	VCU	77 61	147	A	VCU	68 48												
92	H	Saint Louis	68 62	277	A	Davidson	68 52												
119	A	Fordham	52 66	301	H	Rhode Island	81 51												
124	H	Duquesne	66 47	193	A	George Mason	60 48												

Non-Div I Games:

Dayton

■ Loss,
 ■ Non-Conf, S Site,
 ■ Home
 ■ Away
 N Neutral

Average RPI Win: 146		WON-LOST	WINNING	LAST 10	STRENGTH OF	OPP. STRENGTH	TEAM	ADJ.	CONF.	ADJ CONF.
Average RPI Loss: 16		RECORD	PCT. RANK	GAMES	SCHEDULE	OF SCHEDULE	RPI	RPI	RPI	RPI
DIV. I ONLY		26- 7	26	8- 2	34	63	17	17	7	7
DIV. I NON-CONF.		8- 4	97	0- 0	14	14	32	32	7	7
<hr/>										
TOTALS	RPI 1-25		RPI 26-50		W-L RECORDS	RPI 51-100	RPI 101-150		RPI 150+	
26- 7	2- 4		2- 3		OVERALL	8- 0	0- 0		14- 0	
13- 2	1- 1		0- 1		HOME	4- 0	0- 0		8- 0	
9- 4	1- 2		0- 2		AWAY	3- 0	0- 0		5- 0	
4- 1	0- 1		2- 0		NEUTRAL	1- 0	0- 0		1- 0	
8- 4	0- 4		2- 0		NON-CONFERENCE	1- 0	0- 0		5- 0	
5- 1	0- 1		0- 0		HOME	1- 0	0- 0		4- 0	
1- 2	0- 2		0- 0		AWAY	0- 0	0- 0		1- 0	
2- 1	0- 1		2- 0		NEUTRAL	0- 0	0- 0		0- 0	
18- 3	2- 0		0- 3		CONFERENCE	7- 0	0- 0		9- 0	
8- 1	1- 0		0- 1		HOME	3- 0	0- 0		4- 0	
8- 2	1- 0		0- 2		AWAY	3- 0	0- 0		4- 0	
2- 0	0- 0		0- 0		NEUTRAL	1- 0	0- 0		1- 0	

RPI	S	Opponent	Score	RPI	S	Opponent	Score	RPI	S	Opponent	Score	RPI	S	Opponent	Score
1	A	UConn	46 91	28	A	Marquette	78 86	66	A	Villanova	80 50	191	H	UAB	90 80
2	H	Notre Dame	61 75	28	A	Marquette	81 96	66	H	Villanova	77 50	195	A	Providence	64 55
7	N	Baylor	72 104	28	H	Marquette	101 102	68	H	Northwestern	89 66	195	H	Providence	61 56
18	A	Temple	74 84	31	N	Syracuse	108 84	69	A	St. John's (NY)	78 66	198	A	Seton Hall	96 65
23	A	Creighton	60 56	40	N	Western Ky.	77 69	69	H	St. John's (NY)	54 51	198	H	Seton Hall	86 60
23	H	Creighton	79 65					69	N	St. John's (NY)	59 41	198	N	Seton Hall	92 60
								71	A	Georgetown	76 53	206	A	Xavier	70 43
								71	H	Georgetown	79 70	206	H	Xavier	85 69
												214	H	Appalachian St.	99 58
												222	H	UT Martin	100 68
												259	A	Butler	92 62
												259	H	Butler	100 69
												267	H	Prairie View	94 62
												326	A	Loyola Chicago	107 46
LAST 12 Division I GAMES:															
28	A	Marquette	78 86	259	A	Butler	92 62								
69	N	St. John's (NY)	59 41	206	A	Xavier	70 43								
198	N	Seton Hall	92 60	198	H	Seton Hall	86 60								
71	H	Georgetown	79 70	69	H	St. John's (NY)	54 51								
66	H	Villanova	77 50	195	A	Providence	64 55								
28	A	Marquette	81 96	23	A	Creighton	60 56								

Non-Div I Games:

DePaul

■ Loss,
 ■ Non-Conf,
 ■ S Site,
 ■ H Home
 ■ A Away
 N Neutral

Delaware

Through Games Of March 10, 2017

Average RPI Win:	196	WON-LOST	WINNING	LAST 10	STRENGTH OF	OPP. STRENGTH	TEAM	ADJ.	CONF.	ADJ CONF.
Average RPI Loss:	92	RECORD	PCT. RANK	GAMES	SCHEDULE	OF SCHEDULE	RPI	RPI	RPI	RPI
DIV. I ONLY	16- 14	153	4- 6	81	116	138	138	9	9	
DIV. I NON-CONF.	6- 5	148	0- 0	105	239	166	166	8	8	
TOTALS	RPI 1-25	RPI 26-50	W-L RECORDS	RPI 51-100	RPI 101-150	RPI 150+				
16- 14	0- 0	0- 5	OVERALL	0- 3	2- 3	14- 3				
9- 7	0- 0	0- 2	HOME	0- 2	1- 1	8- 2				
7- 4	0- 0	0- 2	AWAY	0- 1	1- 0	6- 1				
0- 3	0- 0	0- 1	NEUTRAL	0- 0	0- 2	0- 0				
6- 5	0- 0	0- 1	NON-CONFERENCE	0- 1	1- 1	5- 2				
4- 3	0- 0	0- 0	HOME	0- 1	1- 0	3- 2				
2- 0	0- 0	0- 0	AWAY	0- 0	0- 0	2- 0				
0- 2	0- 0	0- 1	NEUTRAL	0- 0	0- 1	0- 0				
10- 9	0- 0	0- 4	CONFERENCE	0- 2	1- 2	9- 1				
5- 4	0- 0	0- 2	HOME	0- 1	0- 1	5- 0				
5- 4	0- 0	0- 2	AWAY	0- 1	1- 0	4- 1				
0- 1	0- 0	0- 0	NEUTRAL	0- 0	0- 1	0- 0				

RPI S	Opponent	Score	RPI S	Opponent	Score	RPI S	Opponent	Score	RPI S	Opponent	Score	Team's RPI: 138
27	A Elon	42 69	27	H Elon	48 57	71	H Georgetown	46 54	116	H Princeton	66 62	
39	A James Madison	42 77	39	A James Madison	51 66	78	A Drexel	49 53	123	A William & Mary	68 54	
42	N Michigan St.	64 81	42	N Michigan St.	64 81	78	H Drexel	44 54	123	H William & Mary	49 60	
									123	N William & Mary	44 59	
									141	N Detroit Mercy	64 66	
									157	A Northeastern	41 50	
									157	H Northeastern	65 53	
									159	H Army West Point	47 61	
									181	A Hofstra	73 56	
									181	H Hofstra	56 45	
									183	H Hartford	66 67	
									185	A American	56 55	
									190	H Robert Morris	67 65	
									193	H George Mason	67 51	
									212	A Towson	73 67	
									212	H Towson	75 59	
									217	A Col. of Charleston	69 56	
									217	H Col. of Charleston	71 66	
									218	A UNCW	63 52	
									218	H UNCW	57 40	
									249	H St. Bonaventure	43 40	
									268	A Loyola Maryland	47 45	
LAST 12 Division I GAMES:												
123	N William & Mary	44 59	181	H Hofstra	56 45							
212	H Towson	75 59	39	A James Madison	42 77							
217	A Col. of Charleston	69 56	78	H Drexel	44 54							
27	H Elon	48 57	218	H UNCW	57 40							
78	A Drexel	49 53	212	A Towson	73 67							
157	A Northeastern	41 50	123	A William & Mary	68 54							

Non-Div I Games:

Delaware

Loss, Non-Conf, S Site, H Home A Away N Neutral

Average RPI Win:	341	WON-LOST	WINNING	LAST 10	STRENGTH OF	OPP. STRENGTH	TEAM	ADJ.	CONF.	ADJ CONF.
Average RPI Loss:	234	RECORD	PCT. RANK	GAMES	SCHEDULE	OF SCHEDULE	RPI	RPI	RPI	RPI
DIV. I ONLY	3- 27	342	1- 9	343	330	347	347	32	32	
DIV. I NON-CONF.	1- 12	332	0- 0	282	249	337	337	31	31	
TOTALS	RPI 1-25	RPI 26-50	W-L RECORDS	RPI 51-100	RPI 101-150	RPI 150+				
3- 27	0- 0	0- 0	OVERALL	0- 2	0- 4	3- 21				
1- 10	0- 0	0- 0	HOME	0- 0	0- 2	1- 8				
2- 16	0- 0	0- 0	AWAY	0- 2	0- 2	2- 12				
0- 1	0- 0	0- 0	NEUTRAL	0- 0	0- 0	0- 1				
1- 12	0- 0	0- 0	NON-CONFERENCE	0- 2	0- 4	1- 6				
0- 3	0- 0	0- 0	HOME	0- 0	0- 2	0- 1				
1- 9	0- 0	0- 0	AWAY	0- 2	0- 2	1- 5				
0- 0	0- 0	0- 0	NEUTRAL	0- 0	0- 0	0- 0				
2- 15	0- 0	0- 0	CONFERENCE	0- 0	0- 0	2- 15				
1- 7	0- 0	0- 0	HOME	0- 0	0- 0	1- 7				
1- 7	0- 0	0- 0	AWAY	0- 0	0- 0	1- 7				
0- 1	0- 0	0- 0	NEUTRAL	0- 0	0- 0	0- 1				

RPI S	Opponent	Score	RPI S	Opponent	Score	RPI S	Opponent	Score	RPI S	Opponent	Score	Team's RPI: 347
						59	A Iowa St.	57 88	105	A Virginia Tech	48 88	
						78	A Drexel	44 69	123	A William & Mary	48 82	
									127	H Cornell	51 72	
									141	H Detroit Mercy	71 90	
									160	H Hampton	52 83	
									167	A Bethune-Cookman	58 72	
									170	A La Salle	38 78	
									181	A Hofstra	44 64	
									206	A Xavier	53 86	
									227	H Howard	76 93	
									260	H UMES	72 79	
									281	A N.C. A&T	44 83	
									281	H N.C. A&T	60 68	
									283	H Norfolk St.	74 82	
									283	N Norfolk St.	40 60	
									288	A Coppin St.	64 77	
									296	A Savannah St.	57 64	
									308	A Lehigh	80 91	
									321	H NJIT	43 57	
									324	A Florida A&M	61 69	
									324	H Florida A&M	56 65	
									330	A Morgan St.	47 74	
									330	H Morgan St.	52 71	
									335	A N.C. Central	63 68	
									335	H N.C. Central	55 51	
									341	A Wagner	61 49	
LAST 12 Division I GAMES:												
			283	N Norfolk St.	40 60	324	A Florida A&M	61 69				
			227	H Howard	76 93	167	A Bethune-Cookman	58 72				
			260	H UMES	72 79	281	H N.C. A&T	60 68				
			330	H Morgan St.	52 71	335	H N.C. Central	55 51				
			288	A Coppin St.	64 77	324	H Florida A&M	56 65				
			330	A Morgan St.	47 74	296	A Savannah St.	57 64				

Non-Div I Games:

Delaware St.

RPI	S	Opponent	Score	
342	A	Longwood	77	88
348	A	South Carolina St.	72	70

D
e
l
a
w
a
r
e
S
t
.

D
e
l
a
w
a
r
e
S
t
.

Delaware St.

Average RPI Win: 295	WON-LOST	WINNING	LAST 10	STRENGTH OF	OPP. STRENGTH	TEAM	ADJ.	CONF.	ADJ CONF.
Average RPI Loss: 139	RECORD	PCT. RANK	GAMES	SCHEDULE	OF SCHEDULE	RPI	RPI	RPI	RPI
DIV. I ONLY	6- 24	320	2- 8	189	201	309	309	11	11
DIV. I NON-CONF.	3- 10	280	0- 0	274	313	326	326	10	10
TOTALS	RPI 1-25	RPI 26-50	W-L RECORDS	RPI 51-100	RPI 101-150	RPI 150+			
6- 24	0- 0	0- 2	OVERALL	0- 9	0- 4	6- 9			
4- 9	0- 0	0- 1	HOME	0- 3	0- 1	4- 4			
2- 13	0- 0	0- 1	AWAY	0- 2	0- 1	2- 2			
0- 2	0- 0	0- 0	NEUTRAL	0- 2	0- 0	0- 0			
3- 10	0- 0	0- 0	NON-CONFERENCE	0- 2	0- 2	3- 6			
3- 2	0- 0	0- 0	HOME	0- 0	0- 0	3- 2			
0- 7	0- 0	0- 0	AWAY	0- 1	0- 2	0- 4			
0- 1	0- 0	0- 0	NEUTRAL	0- 1	0- 0	0- 0			
3- 14	0- 0	0- 2	CONFERENCE	0- 7	0- 2	3- 3			
1- 7	0- 0	0- 1	HOME	0- 3	0- 1	1- 2			
2- 6	0- 0	0- 1	AWAY	0- 3	0- 1	2- 1			
0- 1	0- 0	0- 0	NEUTRAL	0- 1	0- 0	0- 0			

RPI S	Opponent	Score	RPI S	Opponent	Score	RPI S	Opponent	Score	RPI S	Opponent	Score	Team's RPI: 309
37	A South Dakota St.	54 78	37	H South Dakota St.	63 72	51	N UNI	68 79	101	A Wyoming	49 59	
						54	A Colorado St.	49 76	129	A Northern Colo.	48 68	
						60	A Western Ill.	62 87	149	A Omaha	78 100	
						60	H Western Ill.	68 80	149	H Omaha	73 82	
						60	N Western Ill.	39 82	151	A Idaho St.	64 65	
						62	A IUPUI	49 71	157	H Northeastern	69 72	
						62	H IUPUI	45 67	158	A Oral Roberts	47 45	
						76	A South Dakota	64 70	158	H Oral Roberts	57 70	
						76	H South Dakota	44 53	215	H Seattle U	72 75	
									245	A Grand Canyon	70 73	
									294	A Northern Ariz.	67 82	
									305	A North Dakota St.	58 67	
									305	H North Dakota St.	80 86	
									314	H Pepperdine	75 67	
									316	A Fort Wayne	78 72	
									316	H Fort Wayne	78 50	
									322	H Air Force	65 52	
									332	A Utah Valley	58 72	
									346	H Cal St. Fullerton	77 58	
LAST 12 Division I GAMES:												
60	N Western Ill.	39 82	62	H IUPUI	45 67							
149	A Omaha	78 100	316	H Fort Wayne	78 50							
37	A South Dakota St.	54 78	76	H South Dakota	44 53							
158	H Oral Roberts	57 70	158	A Oral Roberts	47 45							
305	A North Dakota St.	58 67	149	H Omaha	73 82							
60	H Western Ill.	68 80	37	H South Dakota St.	63 72							

Non-Div I Games:

Denver

■ Loss,
 ■ Non-Conf,
 ■ S Site,
 ■ H Home
 ■ A Away
 N Neutral

Detroit Mercy

Through Games Of March 10, 2017

Average RPI Win:	213	WON-LOST	WINNING	LAST 10	STRENGTH OF	OPP. STRENGTH	TEAM	ADJ.	CONF.	ADJ CONF.
Average RPI Loss:	154	RECORD	PCT. RANK	GAMES	SCHEDULE	OF SCHEDULE	RPI	RPI	RPI	RPI
DIV. I ONLY	18- 14	134	6- 4	179	199	141	141	18	18	
DIV. I NON-CONF.	4- 7	224	0- 0	267	108	233	233	21	21	
TOTALS	RPI 1-25	RPI 26-50	W-L RECORDS	RPI 51-100	RPI 101-150	RPI 150+				
18- 14	0- 0	1- 3	OVERALL	1- 1	4- 2	12- 8				
10- 2	0- 0	1- 0	HOME	1- 0	2- 0	6- 2				
5- 11	0- 0	0- 2	AWAY	0- 1	0- 2	5- 6				
3- 1	0- 0	0- 1	NEUTRAL	0- 0	2- 0	1- 0				
4- 7	0- 0	0- 1	NON-CONFERENCE	1- 1	1- 0	2- 5				
1- 2	0- 0	0- 0	HOME	1- 0	0- 0	0- 2				
2- 5	0- 0	0- 1	AWAY	0- 1	0- 0	2- 3				
1- 0	0- 0	0- 0	NEUTRAL	0- 0	1- 0	0- 0				
14- 7	0- 0	1- 2	CONFERENCE	0- 0	3- 2	10- 3				
9- 0	0- 0	1- 0	HOME	0- 0	2- 0	6- 0				
3- 6	0- 0	0- 1	AWAY	0- 0	0- 2	3- 3				
2- 1	0- 0	0- 1	NEUTRAL	0- 0	1- 0	1- 0				

RPI S	Opponent	Score	RPI S	Opponent	Score	RPI S	Opponent	Score	RPI S	Opponent	Score	Team's RPI: 141
26	A Green Bay	55 60	26	H Green Bay	76 72	73	A Minnesota	91 111	138	N Delaware	66 64	
26	N Green Bay	52 64	26	A Toledo	66 72	95	H Kent St.	73 52	142	A Wright St.	69 77	
49									142	H Wright St.	85 80	
									142	N Wright St.	71 52	
									144	A Milwaukee	69 81	
									144	H Milwaukee	77 63	
									153	A Oakland	80 71	
									153	H Oakland	71 61	
									154	A CSUN	67 76	
									162	H Western Mich.	65 75	
									171	A East Carolina	81 83	
									180	A Cleveland St.	50 75	
									180	H Cleveland St.	66 54	
									180	N Cleveland St.	70 56	
									193	H George Mason	54 55	
									229	A Bradley	60 70	
									284	A Eastern Mich.	77 64	
									290	A Valparaiso	55 57	
									290	H Valparaiso	85 60	
									297	A Northern Ky.	55 53	
									297	H Northern Ky.	57 49	
									319	A Youngstown St.	83 67	
									319	H Youngstown St.	80 63	
									320	A Ill.-Chicago	62 63	
									320	H Ill.-Chicago	98 76	
									347	A Delaware St.	90 71	

LAST 12 Division I GAMES:

26	N Green Bay	52 64	290	A Valparaiso	55 57
142	N Wright St.	71 52	320	A Ill.-Chicago	62 63
180	N Cleveland St.	70 56	153	H Oakland	71 61
319	A Youngstown St.	83 67	26	H Green Bay	76 72
180	A Cleveland St.	50 75	144	H Milwaukee	77 63
142	H Wright St.	85 80	297	A Northern Ky.	55 53

Non-Div I Games:

Detroit Mercy

Loss, Non-Conf, S Site, H Home A Away N Neutral

Drake

Through Games Of March 10, 2017

Average RPI Win:	192	WON-LOST	WINNING	LAST 10	STRENGTH OF	OPP. STRENGTH	TEAM	ADJ.	CONF.	ADJ CONF.
Average RPI Loss:	39	RECORD	PCT. RANK	GAMES	SCHEDULE	OF SCHEDULE	RPI	RPI	RPI	RPI
DIV. I ONLY	25- 4	8	10- 0	135	121	29	29	16	16	
DIV. I NON-CONF.	6- 4	127	0- 0	20	8	28	28	14	14	
TOTALS	RPI 1-25	RPI 26-50	W-L RECORDS	RPI 51-100	RPI 101-150	RPI 150+				
25- 4	0- 1	0- 2	OVERALL	4- 1	3- 0	18- 0				
12- 0	0- 0	0- 0	HOME	3- 0	1- 0	8- 0				
11- 3	0- 1	0- 1	AWAY	1- 1	1- 0	9- 0				
2- 1	0- 0	0- 1	NEUTRAL	0- 0	1- 0	1- 0				
6- 4	0- 1	0- 2	NON-CONFERENCE	2- 1	3- 0	1- 0				
3- 0	0- 0	0- 0	HOME	2- 0	1- 0	0- 0				
2- 3	0- 1	0- 1	AWAY	0- 1	1- 0	1- 0				
1- 1	0- 0	0- 1	NEUTRAL	0- 0	1- 0	0- 0				
19- 0	0- 0	0- 0	CONFERENCE	2- 0	0- 0	17- 0				
9- 0	0- 0	0- 0	HOME	1- 0	0- 0	8- 0				
9- 0	0- 0	0- 0	AWAY	1- 0	0- 0	8- 0				
1- 0	0- 0	0- 0	NEUTRAL	0- 0	0- 0	1- 0				

RPI 1-25				RPI 26-50				Team's RPI: 29	RPI 51-100				RPI 101+			
RPI	S	Opponent	Score	RPI	S	Opponent	Score		RPI	S	Opponent	Score	RPI	S	Opponent	Score
23	A	Creighton	77 80	26	A	Green Bay	48 71		51	A	UNI	88 79	101	H	Wyoming	63 50
				46	N	Auburn	80 85		51	H	UNI	70 57	131	A	North Dakota	99 91
									59	A	Iowa St.	67 75	136	N	Eastern Wash.	93 78
									63	H	Iowa	81 76	164	A	Missouri St.	90 64
									74	H	Northern Ill.	95 86	164	H	Missouri St.	98 91
													173	A	Wichita St.	83 78
													173	H	Wichita St.	105 89
													174	A	Southern Ill.	71 60
													174	H	Southern Ill.	75 59
													196	A	Nebraska	84 70
													225	A	Evansville	73 48
													225	H	Evansville	82 65
													229	A	Bradley	93 60
													229	H	Bradley	98 46
													250	A	Indiana St.	64 45
													250	H	Indiana St.	76 62
													302	A	Illinois St.	87 36
													302	H	Illinois St.	101 49
													302	N	Illinois St.	64 40
													326	A	Loyola Chicago	86 42
													326	H	Loyola Chicago	89 46
LAST 12 Division I GAMES:																
				302	N	Illinois St.	64 40		229	H	Bradley	98 46				
				173	H	Wichita St.	105 89		302	H	Illinois St.	101 49				
				164	H	Missouri St.	98 91		225	A	Evansville	73 48				
				51	H	UNI	70 57		174	A	Southern Ill.	71 60				
				326	A	Loyola Chicago	86 42		51	A	UNI	88 79				
				250	A	Indiana St.	64 45		250	H	Indiana St.	76 62				

Non-Div I Games: Clarke 118 43

Drake

■ Loss,
 ■ Non-Conf, S Site,
 ■ Home
 ■ Away
 N Neutral

Average RPI Win: 186	WON-LOST	WINNING	LAST 10	STRENGTH OF	OPP. STRENGTH	TEAM	ADJ.	CONF.	ADJ CONF.
Average RPI Loss: 87	RECORD	PCT. RANK	GAMES	SCHEDULE	OF SCHEDULE	RPI	RPI	RPI	RPI
DIV. I ONLY	21- 10	77	6- 4	145	96	78	78	9	9
DIV. I NON-CONF.	9- 2	37	0- 0	234	185	65	65	8	8
TOTALS	RPI 1-25	RPI 26-50	W-L RECORDS	RPI 51-100	RPI 101-150	RPI 150+			
21- 10	0- 0	1- 5	OVERALL	1- 1	5- 2	14- 2			
12- 2	0- 0	1- 2	HOME	1- 0	3- 0	7- 0			
6- 8	0- 0	0- 3	AWAY	0- 1	2- 2	4- 2			
3- 0	0- 0	0- 0	NEUTRAL	0- 0	0- 0	3- 0			
9- 2	0- 0	1- 0	NON-CONFERENCE	1- 1	2- 1	5- 0			
5- 0	0- 0	1- 0	HOME	1- 0	1- 0	2- 0			
2- 2	0- 0	0- 0	AWAY	0- 1	1- 1	1- 0			
2- 0	0- 0	0- 0	NEUTRAL	0- 0	0- 0	2- 0			
12- 8	0- 0	0- 5	CONFERENCE	0- 0	3- 1	9- 2			
7- 2	0- 0	0- 2	HOME	0- 0	2- 0	5- 0			
4- 6	0- 0	0- 3	AWAY	0- 0	1- 1	3- 2			
1- 0	0- 0	0- 0	NEUTRAL	0- 0	0- 0	1- 0			

RPI S	Opponent	Score	RPI S	Opponent	Score	RPI S	Opponent	Score	RPI S	Opponent	Score
27	A Elon	65 75	27	H Elon	45 48	70	A Bucknell	66 78	112	A Vanderbilt	63 73
31	H Syracuse	62 61	39	A James Madison	47 54	87	H Penn St.	83 60	113	H Saint Joseph's	60 49
39	A James Madison	68 76	39	H James Madison	64 74				123	A William & Mary	65 74
39	H James Madison	64 74							123	H William & Mary	65 48
									127	A Cornell	63 53
									138	A Delaware	54 44
									138	H Delaware	53 49
									157	A Northeastern	63 33
									157	H Northeastern	74 51
									157 N	Northeastern	68 50
									181	A Hofstra	53 58
									181	H Hofstra	65 43
									193 N	George Mason	82 71
									212	A Towson	80 65
									212	H Towson	58 48
									217	A Col. of Charleston	75 79
									217	H Col. of Charleston	70 57
									218	A UNCW	71 38
									218	H UNCW	76 51
									265	H Niagara	69 57
									300	A Lafayette	81 39
									311 N	Massachusetts	65 47
									347	H Delaware St.	69 44

LAST 12 Division I GAMES:

39	A James Madison	68 76	212	A Towson	80 65
157 N	Northeastern	68 50	218	H UNCW	76 51
123	A William & Mary	65 74	123	H William & Mary	65 48
181	A Hofstra	53 58	138	A Delaware	54 44
39	H James Madison	64 74	217	A Col. of Charleston	75 79
138	H Delaware	53 49	157	H Northeastern	74 51

Non-Div I Games:

Drexel

■ Loss,
 ■ Non-Conf, S Site,
 ■ Home
 ■ Away
 N Neutral

Average RPI Win:	110	WON-LOST	WINNING	LAST 10	STRENGTH OF	OPP. STRENGTH	TEAM	ADJ.	CONF.	ADJ CONF.
Average RPI Loss:	33	RECORD	PCT. RANK	GAMES	SCHEDULE	OF SCHEDULE	RPI	RPI	RPI	RPI
DIV. I ONLY	27- 5	10	9- 1	23	11	8	8	3	3	
DIV. I NON-CONF.	12- 1	7	0- 0	101	33	9	9	4	4	
TOTALS	RPI 1-25	RPI 26-50	W-L RECORDS	RPI 51-100	RPI 101-150	RPI 150+				
27- 5	5- 3	3- 1	OVERALL	6- 0	6- 1	7- 0				
16- 0	4- 0	2- 0	HOME	3- 0	4- 0	3- 0				
9- 4	0- 2	0- 1	AWAY	3- 0	2- 1	4- 0				
2- 1	1- 1	1- 0	NEUTRAL	0- 0	0- 0	0- 0				
12- 1	2- 0	1- 0	NON-CONFERENCE	2- 0	2- 1	5- 0				
8- 0	2- 0	1- 0	HOME	2- 0	1- 0	2- 0				
4- 1	0- 0	0- 0	AWAY	0- 0	1- 1	3- 0				
0- 0	0- 0	0- 0	NEUTRAL	0- 0	0- 0	0- 0				
15- 4	3- 3	2- 1	CONFERENCE	4- 0	4- 0	2- 0				
8- 0	2- 0	1- 0	HOME	1- 0	3- 0	1- 0				
5- 3	0- 2	0- 1	AWAY	3- 0	1- 0	1- 0				
2- 1	1- 1	1- 0	NEUTRAL	0- 0	0- 0	0- 0				

RPI	S	Opponent	Score	RPI	S	Opponent	Score	RPI	S	Opponent	Score	RPI	S	Opponent	Score
2	A	Notre Dame	58 62	27	H	Elon	68 61	52	A	Virginia	70 51	105	H	Virginia Tech	84 59
2	N	Notre Dame	61 84	31	H	Syracuse	72 55	56	H	Penn	68 55	112	A	Vanderbilt	73 77
3	H	South Carolina	74 63	31	N	Syracuse	68 46	61	A	Georgia Tech	75 68	114	H	Clemson	65 37
11	H	Louisville	58 55	38	A	North Carolina St.	52 55	66	H	Villanova	68 50	115	A	Long Beach St.	83 46
12	A	Florida St.	45 69					86	A	Wake Forest	79 53	120	A	North Carolina	95 71
14	H	Kentucky	69 54					86	H	Wake Forest	71 43	120	H	North Carolina	70 58
15	H	Miami (FL)	83 70									135	H	Old Dominion	92 64
15	N	Miami (FL)	57 52									163	H	Pittsburgh	62 48
LAST 12 Division I GAMES:															
		2 N Notre Dame	61 84			163 H Pittsburgh	62 48								
		15 N Miami (FL)	57 52			31 H Syracuse	72 55								
		31 N Syracuse	68 46			52 A Virginia	70 51								
		120 A North Carolina	95 71			114 H Clemson	65 37								
		15 H Miami (FL)	83 70			86 H Wake Forest	71 43								
		86 A Wake Forest	79 53			2 A Notre Dame	58 62								

Non-Div I Games:

Duke

■ Loss,
 ■ Non-Conf, S Site,
 ■ Home
 ■ Away
 N Neutral

Average RPI Win:	182	WON-LOST	WINNING	LAST 10	STRENGTH OF	OPP. STRENGTH	TEAM	ADJ.	CONF.	ADJ CONF.
Average RPI Loss:	108	RECORD	PCT. RANK	GAMES	SCHEDULE	OF SCHEDULE	RPI	RPI	RPI	RPI
DIV. I ONLY	18- 15	150	6- 4	95	94	124	124	12	12	
DIV. I NON-CONF.	7- 6	157	0- 1	98	85	113	113	12	12	
TOTALS	RPI 1-25	RPI 26-50	W-L RECORDS	RPI 51-100	RPI 101-150	RPI 150+				
18- 15	0- 2	0- 3	OVERALL	4- 4	3- 3	11- 3				
10- 5	0- 1	0- 1	HOME	1- 2	1- 1	8- 0				
5- 9	0- 1	0- 1	AWAY	2- 2	1- 2	2- 3				
3- 1	0- 0	0- 1	NEUTRAL	1- 0	1- 0	1- 0				
7- 6	0- 2	0- 0	NON-CONFERENCE	1- 3	1- 1	5- 0				
3- 3	0- 1	0- 0	HOME	0- 1	0- 1	3- 0				
3- 3	0- 1	0- 0	AWAY	1- 2	1- 0	1- 0				
1- 0	0- 0	0- 0	NEUTRAL	0- 0	0- 0	1- 0				
11- 9	0- 0	0- 3	CONFERENCE	3- 1	2- 2	6- 3				
7- 2	0- 0	0- 1	HOME	1- 1	1- 0	5- 0				
2- 6	0- 0	0- 1	AWAY	1- 0	0- 2	1- 3				
2- 1	0- 0	0- 1	NEUTRAL	1- 0	1- 0	0- 0				

RPI	S	Opponent	Score	RPI	S	Opponent	Score	RPI	S	Opponent	Score	RPI	S	Opponent	Score	Team's RPI: 124
16	H	Maryland	57 77	33	A	Dayton	47 66	53	A	George Washington	73 63	113	A	Saint Joseph's	58 60	
25	A	Ohio St.	69 89	33	H	Dayton	64 75	53	H	George Washington	40 75	113	N	Saint Joseph's	78 63	
				33	N	Dayton	56 70	53	N	George Washington	62 58	117	H	Charlotte	63 77	
								55	A	California	66 86	119	A	Fordham	51 64	
								69	A	St. John's (NY)	71 65	147	H	VCU	70 51	
								72	A	Ohio	46 64	148	A	Iona	61 58	
								92	H	Saint Louis	94 65	163	H	Pittsburgh	63 54	
								97	H	Buffalo	69 71	170	A	La Salle	76 68	
												193	H	George Mason	76 57	
												193	H	George Mason	66 55	
												231	H	Richmond	73 61	
												238	A	Akron	67 57	
												249	A	St. Bonaventure	56 69	
												249	H	St. Bonaventure	83 61	
												277	H	Davidson	73 51	
												278	N	Western Caro.	65 50	
												300	H	Lafayette	67 52	
												301	A	Rhode Island	69 71	
												308	H	Lehigh	63 49	
												311	A	Massachusetts	67 75	
LAST 12 Division I GAMES:																
				33	N	Dayton	56 70	301	A	Rhode Island	69 71					
				113	N	Saint Joseph's	78 63	33	A	Dayton	47 66					
				53	N	George Washington	62 58	147	H	VCU	70 51					
				193	H	George Mason	66 55	193	H	George Mason	76 57					
				55	A	California	66 86	113	A	Saint Joseph's	58 60					
				249	H	St. Bonaventure	83 61	53	A	George Washington	73 63					

Non-Div I Games:

Duquesne

■ Loss,
 ■ Non-Conf,
 ■ S Site,
 ■ Home
 ■ A Away
 N Neutral

Average RPI Win: 250	WON-LOST	WINNING	LAST 10	STRENGTH OF	OPP. STRENGTH	TEAM	ADJ.	CONF.	ADJ CONF.
Average RPI Loss: 146	RECORD	PCT. RANK	GAMES	SCHEDULE	OF SCHEDULE	RPI	RPI	RPI	RPI
DIV. I ONLY	16- 14	153	5- 5	293	169	205	205	17	17
DIV. I NON-CONF.	8- 7	164	0- 0	310	174	236	236	20	20
TOTALS	RPI 1-25	RPI 26-50	W-L RECORDS	RPI 51-100	RPI 101-150	RPI 150+			
16- 14	0- 1	0- 1	OVERALL	0- 4	1- 2	15- 6			
8- 7	0- 1	0- 1	HOME	0- 2	1- 1	7- 2			
7- 5	0- 0	0- 0	AWAY	0- 2	0- 0	7- 3			
1- 2	0- 0	0- 0	NEUTRAL	0- 0	0- 1	1- 1			
8- 7	0- 1	0- 1	NON-CONFERENCE	0- 0	1- 2	7- 3			
4- 4	0- 1	0- 1	HOME	0- 0	1- 1	3- 1			
3- 2	0- 0	0- 0	AWAY	0- 0	0- 0	3- 2			
1- 1	0- 0	0- 0	NEUTRAL	0- 0	0- 1	1- 0			
8- 7	0- 0	0- 0	CONFERENCE	0- 4	0- 0	8- 3			
4- 3	0- 0	0- 0	HOME	0- 2	0- 0	4- 1			
4- 3	0- 0	0- 0	AWAY	0- 2	0- 0	4- 1			
0- 1	0- 0	0- 0	NEUTRAL	0- 0	0- 0	0- 1			

RPI 1-25				RPI 26-50				RPI 51-100				RPI 101+ Team's RPI: 205			
RPI	S	Opponent	Score	RPI	S	Opponent	Score	RPI	S	Opponent	Score	RPI	S	Opponent	Score
20	H	Tennessee	58 83	27	H	Elon	51 79	65	A	Chattanooga	45 60	112	H	Vanderbilt	72 80
								65	H	Chattanooga	62 70	128	N	Maine	48 61
								91	A	Mercer	55 72	135	H	Old Dominion	70 60
								91	H	Mercer	56 71	192	A	Campbell	56 55
												201	A	UNCG	62 73
												201	H	UNCG	60 52
												214	H	Appalachian St.	68 71
												228	A	Samford	69 57
												228	H	Samford	61 56
												228	N	Samford	64 67
												239	A	Wofford	77 69
												239	H	Wofford	52 54
												256	A	Furman	74 64
												256	H	Furman	75 66
												259	A	Butler	68 59
												262	A	Austin Peay	74 77
												264	H	Murray St.	79 60
												277	H	Davidson	76 56
												278	A	Western Caro.	72 55
												278	H	Western Caro.	76 57
												282	A	Tennessee Tech	82 76
												288	N	Coppin St.	70 58
												297	A	Northern Ky.	56 62
												345	H	Winthrop	62 45
LAST 12 Division I GAMES:															
		228	N	Samford			64 67			91	H	Mercer			56 71
		256	H	Furman			75 66			228	H	Samford			61 56
		239	H	Wofford			52 54			239	A	Wofford			77 69
		201	A	UNCG			62 73			256	A	Furman			74 64
		278	A	Western Caro.			72 55			278	H	Western Caro.			76 57
		65	H	Chattanooga			62 70			201	H	UNCG			60 52

Non-Div I Games:

ETSU

■ Loss,
 ■ Non-Conf,
 ■ S Site,
 ■ Home
 ■ Away
 N Neutral

East Carolina

Through Games Of March 10, 2017

Average RPI Win:	193	WON-LOST	WINNING	LAST 10	STRENGTH OF	OPP. STRENGTH	TEAM	ADJ.	CONF.	ADJ CONF.
Average RPI Loss:	86	RECORD	PCT. RANK	GAMES	SCHEDULE	OF SCHEDULE	RPI	RPI	RPI	RPI
DIV. I ONLY	10- 19	259	1- 9	44	83	171	171	5	5	
DIV. I NON-CONF.	8- 4	97	0- 0	102	250	86	86	5	5	
TOTALS	RPI 1-25	RPI 26-50	W-L RECORDS	RPI 51-100	RPI 101-150	RPI 150+				
10- 19	0- 4	0- 4	OVERALL	1- 4	2- 3	7- 4				
7- 7	0- 2	0- 2	HOME	1- 2	1- 0	5- 1				
1- 10	0- 2	0- 1	AWAY	0- 1	0- 3	1- 3				
2- 2	0- 0	0- 1	NEUTRAL	0- 1	1- 0	1- 0				
8- 4	0- 0	0- 2	NON-CONFERENCE	0- 0	2- 2	6- 0				
5- 1	0- 0	0- 1	HOME	0- 0	1- 0	4- 0				
1- 2	0- 0	0- 0	AWAY	0- 0	0- 2	1- 0				
2- 1	0- 0	0- 1	NEUTRAL	0- 0	1- 0	1- 0				
2- 15	0- 4	0- 2	CONFERENCE	1- 4	0- 1	1- 4				
2- 6	0- 2	0- 1	HOME	1- 2	0- 0	1- 1				
0- 8	0- 2	0- 1	AWAY	0- 1	0- 1	0- 3				
0- 1	0- 0	0- 0	NEUTRAL	0- 1	0- 0	0- 0				

RPI	S	Opponent	Score	RPI	S	Opponent	Score	RPI	S	Opponent	Score	RPI	S	Opponent	Score	Team's RPI: 171
1	A	UConn	45 90	30	A	South Fla.	48 79	75	H	Tulane	45 61	117	A	Charlotte	64 79	
1	H	UConn	44 91	30	H	South Fla.	66 76	94	A	UCF	51 79	121	N	Ball St.	82 69	
18	A	Temple	47 78	41	N	West Virginia	47 79	94	H	UCF	42 54	123	A	William & Mary	72 82	
18	H	Temple	43 76	46	H	Auburn	52 61	100	H	SMU	58 57	141	H	Detroit Mercy	83 81	
								100	N	SMU	54 60	143	A	Tulsa	92 100	
												168	A	Memphis	50 72	
												175	A	Houston	65 81	
												175	H	Houston	62 73	
												182	A	Cincinnati	64 74	
												182	H	Cincinnati	80 69	
												216	H	Presbyterian	54 46	
												218	H	UNCW	75 65	
												230	H	Southern U.	62 55	
												231	A	Richmond	71 60	
												233	N	Marist	70 68	
												260	H	UMES	66 58	
LAST 12 Division I GAMES:																
100	N	SMU	54 60	30	H	South Fla.	66 76									
175	A	Houston	65 81	175	H	Houston	62 73									
182	H	Cincinnati	80 69	143	A	Tulsa	92 100									
94	A	UCF	51 79	1	H	UConn	44 91									
168	A	Memphis	50 72	182	A	Cincinnati	64 74									
18	H	Temple	43 76	94	H	UCF	42 54									

Non-Div I Games: Greensboro 107 40

East Carolina

Loss, Non-Conf, S Site, H Home A Away N Neutral

Average RPI Win:	262	WON-LOST	WINNING	LAST 10	STRENGTH OF	OPP. STRENGTH	TEAM	ADJ.	CONF.	ADJ CONF.
Average RPI Loss:	208	RECORD	PCT. RANK	GAMES	SCHEDULE	OF SCHEDULE	RPI	RPI	RPI	RPI
DIV. I ONLY	7- 19	295	4- 6	257	313	299	299	26	26	
DIV. I NON-CONF.	2- 8	288	0- 0	172	347	274	274	25	25	
TOTALS	RPI 1-25	RPI 26-50	W-L RECORDS	RPI 51-100	RPI 101-150	RPI 150+				
7- 19	0- 0	0- 0	OVERALL	0- 2	0- 2	7- 15				
3- 8	0- 0	0- 0	HOME	0- 1	0- 1	3- 6				
4- 11	0- 0	0- 0	AWAY	0- 1	0- 1	4- 9				
0- 0	0- 0	0- 0	NEUTRAL	0- 0	0- 0	0- 0				
2- 8	0- 0	0- 0	NON-CONFERENCE	0- 1	0- 2	2- 5				
0- 3	0- 0	0- 0	HOME	0- 0	0- 1	0- 2				
2- 5	0- 0	0- 0	AWAY	0- 1	0- 1	2- 3				
0- 0	0- 0	0- 0	NEUTRAL	0- 0	0- 0	0- 0				
5- 11	0- 0	0- 0	CONFERENCE	0- 1	0- 0	5- 10				
3- 5	0- 0	0- 0	HOME	0- 1	0- 0	3- 4				
2- 6	0- 0	0- 0	AWAY	0- 0	0- 0	2- 6				
0- 0	0- 0	0- 0	NEUTRAL	0- 0	0- 0	0- 0				

RPI S	Opponent	Score	RPI S	Opponent	Score	RPI S	Opponent	Score	RPI S	Opponent	Score	Team's RPI: 299
57	H Belmont	58	77	102	A Stetson	55	72	142	H Wright St.	61	71	
60	A Western Ill.	62	83	179	A Morehead St.	62	66	180	H Cleveland St.	56	66	
				182	A Cincinnati	64	78	204	A SIUE	52	68	
				204	H SIUE	59	75	222	A UT Martin	72	74	
				222	H UT Martin	80	70	225	A Evansville	73	63	
				250	H Indiana St.	61	88	252	H Jacksonville St.	71	67	
				253	A Tennessee St.	58	69	262	A Austin Peay	78	73	
				262	H Austin Peay	59	69	264	A Murray St.	74	92	
				264	H Murray St.	57	66	266	A Southeast Mo. St.	71	62	
				266	H Southeast Mo. St.	65	107	266	H Southeast Mo. St.	65	107	
				271	A Eastern Ky.	85	88	282	H Tennessee Tech	54	46	
				290	A Valparaiso	68	73	302	A Illinois St.	49	60	
				324	A Florida A&M	66	50					
LAST 12 Division I GAMES:												
204	A SIUE	52	68	253	A Tennessee St.	58	69					
262	A Austin Peay	78	73	204	H SIUE	59	75					
264	H Murray St.	57	66	266	A Southeast Mo. St.	71	62					
266	H Southeast Mo. St.	65	107	222	H UT Martin	80	70					
222	A UT Martin	72	74	262	H Austin Peay	59	69					
282	H Tennessee Tech	54	46	264	A Murray St.	74	92					

Non-Div I Games: Ill.-Springfield 74 60 Millikin 97 54

Eastern Ill.

■ Loss,
 ■ Non-Conf,
 ■ S Site,
 ■ H Home
 ■ A Away
 N Neutral

Average RPI Win:	247	WON-LOST	WINNING	LAST 10	STRENGTH OF	OPP. STRENGTH	TEAM	ADJ.	CONF.	ADJ CONF.
Average RPI Loss:	184	RECORD	PCT. RANK	GAMES	SCHEDULE	OF SCHEDULE	RPI	RPI	RPI	RPI
DIV. I ONLY	11- 20	255	4- 6	201	292	271	271	26	26	
DIV. I NON-CONF.	2- 10	305	0- 0	277	285	333	333	25	25	
TOTALS	RPI 1-25	RPI 26-50	W-L RECORDS	RPI 51-100	RPI 101-150	RPI 150+				
11- 20	0- 0	0- 1	OVERALL	0- 5	0- 1	11- 13				
7- 5	0- 0	0- 1	HOME	0- 1	0- 0	7- 3				
1- 11	0- 0	0- 0	AWAY	0- 3	0- 1	1- 7				
3- 4	0- 0	0- 0	NEUTRAL	0- 1	0- 0	3- 3				
2- 10	0- 0	0- 1	NON-CONFERENCE	0- 2	0- 1	2- 6				
1- 3	0- 0	0- 1	HOME	0- 0	0- 0	1- 2				
0- 4	0- 0	0- 0	AWAY	0- 2	0- 1	0- 1				
1- 3	0- 0	0- 0	NEUTRAL	0- 0	0- 0	1- 3				
9- 10	0- 0	0- 0	CONFERENCE	0- 3	0- 0	9- 7				
6- 2	0- 0	0- 0	HOME	0- 1	0- 0	6- 1				
1- 7	0- 0	0- 0	AWAY	0- 1	0- 0	1- 6				
2- 1	0- 0	0- 0	NEUTRAL	0- 1	0- 0	2- 0				

RPI S	Opponent	Score	RPI S	Opponent	Score	RPI S	Opponent	Score	RPI S	Opponent	Score	Team's RPI: 271
40	H Western Ky.	63 90	57	A Belmont	58 74	142	A Wright St.	73 85				
			57	H Belmont	67 73	162	N Western Mich.	59 74				
			57	N Belmont	64 94	179	A Morehead St.	54 80				
			92	A Saint Louis	51 78	179	H Morehead St.	65 58				
			95	A Kent St.	67 80	179	N Morehead St.	73 67				
						201	A UNCG	66 81				
						204	H SIUE	75 63				
						204	N SIUE	61 58				
						222	A UT Martin	56 66				
						238	H Akron	57 63				
						248	N Miami (OH)	54 65				
						252	A Jacksonville St.	61 71				
						252	H Jacksonville St.	49 54				
						253	A Tennessee St.	64 78				
						253	H Tennessee St.	66 62				
						257	H Bowling Green	57 55				
						262	H Austin Peay	80 71				
						264	A Murray St.	64 70				
						266	A Southeast Mo. St.	74 63				
						278	H Western Caro.	61 72				
						282	A Tennessee Tech	51 53				
						282	H Tennessee Tech	78 65				
						299	H Eastern Ill.	88 85				
						316	N Fort Wayne	59 68				
						330	N Morgan St.	66 58				
LAST 12 Division I GAMES:												
			57	N Belmont	64 94	57	H Belmont	67 73				
			204	N SIUE	61 58	179	H Morehead St.	65 58				
			179	N Morehead St.	73 67	264	A Murray St.	64 70				
			282	H Tennessee Tech	78 65	222	A UT Martin	56 66				
			252	A Jacksonville St.	61 71	262	H Austin Peay	80 71				
			253	A Tennessee St.	64 78	282	A Tennessee Tech	51 53				

Non-Div I Games: Ohio Valley 88 30

Eastern Ky.

■ Loss,
 ■ Non-Conf,
 ■ S Site,
 ■ Home
 ■ A Away
 N Neutral

<div> <div> <div>Average RPI Win: 284</div> <div>Average RPI Loss: 118</div> </div> <div> <div>WON-LOST</div> <div>RECORD</div> </div> <div> <div>WINNING</div> <div>PCT. RANK</div> </div> <div> <div>LAST 10</div> <div>GAMES</div> </div> </div>				STRENGTH OF SCHEDULE	OPP. STRENGTH OF SCHEDULE	TEAM RPI	ADJ. RPI	CONF. RPI	ADJ CONF. RPI
<div> <div>DIV. I ONLY</div> <div>5- 25</div> <div>327</div> <div>0- 10</div> </div>				89	148	284	284	10	10
<div> <div>DIV. I NON-CONF.</div> <div>4- 7</div> <div>224</div> <div>0- 0</div> </div>				222	256	254	254	11	11
TOTALS		RPI 1-25	RPI 26-50	W-L RECORDS	RPI 51-100	RPI 101-150	RPI 150+		
5- 25	0- 0		0- 4	OVERALL	0- 10	0- 4	5- 7		
3- 10	0- 0		0- 2	HOME	0- 3	0- 2	3- 3		
1- 13	0- 0		0- 2	AWAY	0- 6	0- 1	1- 4		
1- 2	0- 0		0- 0	NEUTRAL	0- 1	0- 1	1- 0		
4- 7	0- 0		0- 0	NON-CONFERENCE	0- 3	0- 2	4- 2		
2- 2	0- 0		0- 0	HOME	0- 0	0- 1	2- 1		
1- 3	0- 0		0- 0	AWAY	0- 2	0- 0	1- 1		
1- 2	0- 0		0- 0	NEUTRAL	0- 1	0- 1	1- 0		
1- 18	0- 0		0- 4	CONFERENCE	0- 7	0- 2	1- 5		
1- 8	0- 0		0- 2	HOME	0- 3	0- 1	1- 2		
0- 10	0- 0		0- 2	AWAY	0- 4	0- 1	0- 3		
0- 0	0- 0		0- 0	NEUTRAL	0- 0	0- 0	0- 0		

RPI 1-25				RPI 26-50				RPI 51-100				RPI 101+				Team's RPI: 284	
RPI	S	Opponent	Score	RPI	S	Opponent	Score	RPI	S	Opponent	Score	RPI	S	Opponent	Score		
				44	A	Central Mich.	48 71	58	A	Purdue	50 77	121	A	Ball St.	49 78		
				44	H	Central Mich.	63 104	72	A	Ohio	51 68	121	H	Ball St.	54 64		
				49	A	Toledo	57 65	72	A	Ohio	49 63	129	N	Northern Colo.	57 58		
				49	H	Toledo	49 66	74	A	Northern Ill.	73 85	141	H	Detroit Mercy	64 77		
								74	H	Northern Ill.	71 81	162	A	Western Mich.	60 70		
								75	N	Tulane	50 62	162	H	Western Mich.	67 76		
								86	A	Wake Forest	61 89	179	A	Morehead St.	73 78		
								95	A	Kent St.	65 83	220	H	Monmouth	68 75		
								95	H	Kent St.	67 86	238	A	Akron	62 80		
								97	H	Buffalo	52 56	248	A	Miami (OH)	61 72		
												248	H	Miami (OH)	63 79		
												249	H	St. Bonaventure	75 56		
												257	H	Bowling Green	81 74		
												261	N	Georgia St.	69 59		
												322	H	Air Force	65 44		
												333	A	Incarinate Word	66 47		
LAST 12 Division I GAMES:																	
				72	A	Ohio	49 63	97	H	Buffalo	52 56						
				44	A	Central Mich.	48 71	248	H	Miami (OH)	63 79						
				121	H	Ball St.	54 64	95	A	Kent St.	65 83						
				74	H	Northern Ill.	71 81	44	H	Central Mich.	63 104						
				49	A	Toledo	57 65	238	A	Akron	62 80						
				162	A	Western Mich.	60 70	257	H	Bowling Green	81 74						

Non-Div I Games:	Ferris St.	68	50
------------------	------------	----	----

Eastern Mich.

Loss, Non-Conf, S Site, H Home A Away N Neutral

Average RPI Win:	237	WON-LOST	WINNING	LAST 10	STRENGTH OF	OPP. STRENGTH	TEAM	ADJ.	CONF.	ADJ CONF.
Average RPI Loss:	102	RECORD	PCT. RANK	GAMES	SCHEDULE	OF SCHEDULE	RPI	RPI	RPI	RPI
DIV. I ONLY	17- 13	127	6- 4	130	220	136	136	20	20	
DIV. I NON-CONF.	4- 6	209	0- 0	40	162	107	107	18	18	
TOTALS	RPI 1-25	RPI 26-50	W-L RECORDS	RPI 51-100	RPI 101-150	RPI 150+				
17- 13	0- 1	0- 3	OVERALL	0- 5	3- 2	14- 2				
7- 4	0- 0	0- 0	HOME	0- 2	2- 1	5- 1				
8- 6	0- 1	0- 1	AWAY	0- 2	0- 1	8- 1				
2- 3	0- 0	0- 2	NEUTRAL	0- 1	1- 0	1- 0				
4- 6	0- 1	0- 3	NON-CONFERENCE	0- 2	0- 0	4- 0				
1- 1	0- 0	0- 0	HOME	0- 1	0- 0	1- 0				
2- 3	0- 1	0- 1	AWAY	0- 1	0- 0	2- 0				
1- 2	0- 0	0- 2	NEUTRAL	0- 0	0- 0	1- 0				
13- 7	0- 0	0- 0	CONFERENCE	0- 3	3- 2	10- 2				
6- 3	0- 0	0- 0	HOME	0- 1	2- 1	4- 1				
6- 3	0- 0	0- 0	AWAY	0- 1	0- 1	6- 1				
1- 1	0- 0	0- 0	NEUTRAL	0- 1	1- 0	0- 0				

RPI 1-25				RPI 26-50				RPI 51-100				RPI 101+ Team's RPI: 136			
RPI	S	Opponent	Score	RPI	S	Opponent	Score	RPI	S	Opponent	Score	RPI	S	Opponent	Score
10	A	Washington	52 100	27	N	Elon	55 76	64	H	Gonzaga	54 73	129	H	Northern Colo.	67 61
				29	N	Drake	78 93	67	A	Montana St.	83 88	131	H	North Dakota	71 75
				48	A	Boise St.	64 67	67	H	Montana St.	61 72	150	A	Idaho	51 78
								67	N	Montana St.	59 61	150	H	Idaho	67 57
								75	A	Tulane	51 63	150	N	Idaho	73 64
												151	A	Idaho St.	61 58
												151	H	Idaho St.	58 41
												154	A	CSUN	71 57
												213	A	Portland St.	68 62
												237	A	Weber St.	70 42
												237	H	Weber St.	99 85
												256	N	Furman	68 56
												286	A	Sacramento St.	72 65
												291	A	Southern Utah	67 66
												291	H	Southern Utah	63 64
												294	A	Northern Ariz.	47 56
												294	H	Northern Ariz.	79 64
												323	A	Montana	60 46
												323	H	Montana	64 57
												332	A	Utah Valley	83 50
												346	H	Cal St. Fullerton	84 67
LAST 12 Division I GAMES:															
				67	N	Montana St.	59 61	150	A	Idaho	51 78				
				150	N	Idaho	73 64	129	H	Northern Colo.	67 61				
				294	H	Northern Ariz.	79 64	131	H	North Dakota	71 75				
				291	H	Southern Utah	63 64	213	A	Portland St.	68 62				
				151	A	Idaho St.	61 58	286	A	Sacramento St.	72 65				
				237	A	Weber St.	70 42	67	H	Montana St.	61 72				

Non-Div I Games: Multnomah 88 30

Eastern Wash.

■ Loss,
 ■ Non-Conf,
 ■ S Site,
 ■ Home
 ■ A Away
 N Neutral

Average RPI Win:	165	WON-LOST	WINNING	LAST 10	STRENGTH OF	OPP. STRENGTH	TEAM	ADJ.	CONF.	ADJ CONF.
Average RPI Loss:	53	RECORD	PCT. RANK	GAMES	SCHEDULE	OF SCHEDULE	RPI	RPI	RPI	RPI
DIV. I ONLY	25- 6	22	9- 1	71	90	27	27	9	9	
DIV. I NON-CONF.	7- 4	114	0- 0	62	55	49	49	8	8	
TOTALS	RPI 1-25	RPI 26-50	W-L RECORDS	RPI 51-100	RPI 101-150	RPI 150+				
25- 6	0- 1	1- 3	OVERALL	3- 1	6- 1	15- 0				
10- 2	0- 0	0- 1	HOME	2- 1	2- 0	6- 0				
11- 4	0- 1	1- 2	AWAY	1- 0	2- 1	7- 0				
4- 0	0- 0	0- 0	NEUTRAL	0- 0	2- 0	2- 0				
7- 4	0- 1	1- 1	NON-CONFERENCE	1- 1	1- 1	4- 0				
2- 1	0- 0	0- 0	HOME	1- 1	0- 0	1- 0				
3- 3	0- 1	1- 1	AWAY	0- 0	0- 1	2- 0				
2- 0	0- 0	0- 0	NEUTRAL	0- 0	1- 0	1- 0				
18- 2	0- 0	0- 2	CONFERENCE	2- 0	5- 0	11- 0				
8- 1	0- 0	0- 1	HOME	1- 0	2- 0	5- 0				
8- 1	0- 0	0- 1	AWAY	1- 0	2- 0	5- 0				
2- 0	0- 0	0- 0	NEUTRAL	0- 0	1- 0	1- 0				

RPI 1-25				RPI 26-50				Team's RPI: 27				RPI 51-100				RPI 101+			
RPI	S	Opponent	Score	RPI	S	Opponent	Score	RPI	S	Opponent	Score	RPI	S	Opponent	Score	RPI	S	Opponent	Score
8	A	Duke	61 68	26	A	Green Bay	56 71	70	H	Bucknell	64 58	120	A	North Carolina	73 78				
				39	A	James Madison	54 61	78	A	Drexel	48 45	123	A	William & Mary	60 58				
				39	H	James Madison	70 76	78	H	Drexel	75 65	123	H	William & Mary	70 47				
				44	A	Central Mich.	71 57	86	H	Wake Forest	68 78	123	N	William & Mary	88 60				
												136	N	Eastern Wash.	76 55				
												138	A	Delaware	57 48				
												138	H	Delaware	69 42				
												157	A	Northeastern	76 65				
												157	H	Northeastern	70 58				
												181	A	Hofstra	64 53				
												181	H	Hofstra	72 61				
												181	N	Hofstra	78 50				
												205	A	ETSU	79 51				
												212	A	Towson	67 65				
												212	H	Towson	83 55				
												217	A	Col. of Charleston	84 56				
												217	H	Col. of Charleston	70 57				
												218	A	UNCW	66 56				
												218	H	UNCW	82 48				
												224	H	Rutgers	66 54				
												238	N	Akron	65 62				
												261	A	Georgia St.	84 67				
LAST 12 Division I GAMES:																			
				123	N	William & Mary	88 60					181	H	Hofstra	72 61				
				181	N	Hofstra	78 50					39	A	James Madison	54 61				
				218	H	UNCW	82 48					157	H	Northeastern	70 58				
				212	A	Towson	67 65					218	A	UNCW	66 56				
				138	A	Delaware	57 48					212	H	Towson	83 55				
				123	H	William & Mary	70 47					181	A	Hofstra	64 53				

Non-Div I Games: King (TN) 93 47

Elon

Average RPI Win: 258		WON-LOST	WINNING	LAST 10	STRENGTH OF	OPP. STRENGTH	TEAM	ADJ.	CONF.	ADJ CONF.
Average RPI Loss: 144		RECORD	PCT. RANK	GAMES	SCHEDULE	OF SCHEDULE	RPI	RPI	RPI	RPI
DIV. I ONLY		13- 16	205	6- 4	262	214	225	225	16	16
DIV. I NON-CONF.		4- 6	209	0- 0	280	290	262	262	14	14
TOTALS	RPI 1-25		RPI 26-50		W-L RECORDS		RPI 51-100		RPI 101-150	RPI 150+
13- 16	0- 1		0- 2		OVERALL		0- 3		0- 1	13- 9
7- 7	0- 0		0- 1		HOME		0- 1		0- 0	7- 5
5- 9	0- 0		0- 1		AWAY		0- 0		0- 0	5- 1
1- 0	0- 0		0- 0		NEUTRAL		0- 0		0- 0	1- 0
4- 6	0- 1		0- 0		NON-CONFERENCE		0- 1		0- 1	4- 3
2- 3	0- 0		0- 0		HOME		0- 0		0- 0	2- 3
2- 3	0- 1		0- 0		AWAY		0- 1		0- 1	2- 0
0- 0	0- 0		0- 0		NEUTRAL		0- 0		0- 0	0- 0
9- 10	0- 0		0- 2		CONFERENCE		0- 2		0- 0	9- 6
5- 4	0- 0		0- 1		HOME		0- 1		0- 0	5- 2
3- 6	0- 0		0- 1		AWAY		0- 1		0- 0	3- 4
1- 0	0- 0		0- 0		NEUTRAL		0- 0		0- 0	1- 0

RPI 1-25					
RPI	S	Opponent	Score		
11	A	Louisville	47	89	
RPI 26-50					
RPI	S	Opponent	Score		
29	A	Drake	65	82	
29	H	Drake	48	73	
RPI 51-100					
RPI	S	Opponent	Score		
51	A	UNI	40	54	
51	H	UNI	36	62	
68	A	Northwestern	66	88	
RPI 101+					
RPI	S	Opponent	Score		
121	A	Ball St.	49	84	
164	A	Missouri St.	43	68	
164	H	Missouri St.	41	77	
164	N	Missouri St.	65	59	
173	A	Wichita St.	68	69	
173	H	Wichita St.	67	74	
174	A	Southern Ill.	74	61	
174	H	Southern Ill.	63	60	
180	H	Cleveland St.	62	66	
229	A	Bradley	52	56	
229	H	Bradley	73	71	
250	A	Indiana St.	52	44	
250	H	Indiana St.	57	41	
262	H	Austin Peay	68	54	
264	A	Murray St.	82	77	
266	H	Southeast Mo. St.	74	76	
290	A	Valparaiso	70	65	
299	H	Eastern Ill.	63	73	
302	A	Illinois St.	58	71	
302	H	Illinois St.	60	56	
326	A	Loyola Chicago	81	50	
326	H	Loyola Chicago	67	36	
349	H	Alabama A&M	63	54	
Team's RPI: 225					
LAST 12 Division I GAMES:					
164	N	Missouri St.	65	59	
250	A	Indiana St.	52	44	
326	A	Loyola Chicago	81	50	
302	H	Illinois St.	60	56	
229	H	Bradley	73	71	
174	A	Southern Ill.	74	61	
164	A	Missouri St.	43	68	
173	A	Wichita St.	68	69	
29	H	Drake	48	73	
51	H	UNI	36	62	
229	A	Bradley	52	56	
302	A	Illinois St.	58	71	

Non-Div I Games:	Oakland City	108	68
------------------	--------------	-----	----

Evansville

Loss, Non-Conf, S Site, H Home A Away N Neutral

FGCU				STRENGTH OF SCHEDULE	OPP. STRENGTH OF SCHEDULE	TEAM RPI	ADJ. RPI	CONF. RPI	ADJ CONF. RPI
Average RPI Win:	242	WON-LOST RECORD	WINNING PCT. RANK						
Average RPI Loss:	92		LAST 10 GAMES						
DIV. I ONLY	23- 8	44	7- 3	193	239	90	90	25	25
DIV. I NON-CONF.	9- 6	127	0- 1	130	200	112	112	24	24

TOTALS	RPI 1-25	RPI 26-50	W-L RECORDS	RPI 51-100	RPI 101-150	RPI 150+			
23- 8	0- 1	0- 1	OVERALL	3- 3	1- 2	19- 1			
15- 1	0- 0	0- 0	HOME	3- 0	0- 1	12- 0			
8- 4	0- 0	0- 1	AWAY	0- 1	1- 1	7- 1			
0- 3	0- 1	0- 0	NEUTRAL	0- 2	0- 0	0- 0			
9- 6	0- 1	0- 1	NON-CONFERENCE	1- 2	0- 1	8- 1			
7- 0	0- 0	0- 0	HOME	1- 0	0- 0	6- 0			
2- 3	0- 0	0- 1	AWAY	0- 0	0- 1	2- 1			
0- 3	0- 1	0- 0	NEUTRAL	0- 2	0- 0	0- 0			
14- 2	0- 0	0- 0	CONFERENCE	2- 1	1- 1	11- 0			
8- 1	0- 0	0- 0	HOME	2- 0	0- 1	6- 0			
6- 1	0- 0	0- 0	AWAY	0- 1	1- 0	5- 0			
0- 0	0- 0	0- 0	NEUTRAL	0- 0	0- 0	0- 0			

RPI 1-25				RPI 26-50				RPI 51-100 Team's RPI: 90				RPI 101+			
RPI	S	Opponent	Score	RPI	S	Opponent	Score	RPI	S	Opponent	Score	RPI	S	Opponent	Score
25	N	Ohio St.	66 79	32	A	Quinnipiac	56 66	53	N	George Washington	47 76	102	A	Stetson	84 71
								65	H	Chattanooga	68 55	102	H	Stetson	64 67
								93	A	Jacksonville	65 73	129	A	Northern Colo.	74 77
								93	H	Jacksonville	68 64	160	H	Hampton	60 49
								93	H	Jacksonville	60 57	176	H	Siena	66 42
								95	N	Kent St.	64 77	183	A	Hartford	70 63
												187	H	UC Riverside	60 45
												207	A	Illinois	73 82
												272	A	Kennesaw St.	75 56
												272	H	Kennesaw St.	69 35
												281	H	N.C. A&T	67 41
												292	A	North Florida	68 51
												292	H	North Florida	59 42
												292	H	North Florida	69 46
												296	H	Savannah St.	89 40
												298	A	Lipscomb	90 63
												298	H	Lipscomb	98 50
												310	H	FIU	89 42
												315	A	USC Upstate	80 50
												315	H	USC Upstate	93 43
												321	A	NJIT	77 46
												321	H	NJIT	73 53
												338	A	Fla. Atlantic	65 50
LAST 12 Division I GAMES:															
				93	H	Jacksonville	68 64	298	H	Lipscomb	98 50				
				292	H	North Florida	59 42	272	H	Kennesaw St.	69 35				
				53	N	George Washington	47 76	292	H	North Florida	69 46				
				102	H	Stetson	64 67	93	A	Jacksonville	65 73				
				321	A	NJIT	77 46	292	A	North Florida	68 51				
				315	A	USC Upstate	80 50	93	H	Jacksonville	60 57				

Non-Div I Games: St. Thomas (FL) 71 48 Ave Maria 101 34

FGCU

Loss, Non-Conf, S Site, H Home A Away N Neutral

Average RPI Win:	296	WON-LOST	WINNING	LAST 10	STRENGTH OF	OPP. STRENGTH	TEAM	ADJ.	CONF.	ADJ CONF.
Average RPI Loss:	139	RECORD	PCT. RANK	GAMES	SCHEDULE	OF SCHEDULE	RPI	RPI	RPI	RPI
DIV. I ONLY	5- 24	324	0- 10	129	171	310	310	14	14	
DIV. I NON-CONF.	2- 9	293	0- 0	34	234	252	252	16	16	
TOTALS	RPI 1-25	RPI 26-50	W-L RECORDS	RPI 51-100	RPI 101-150	RPI 150+				
5- 24	0- 1	0- 2	OVERALL	0- 7	0- 3	5- 11				
4- 14	0- 1	0- 0	HOME	0- 5	0- 3	4- 5				
1- 10	0- 0	0- 2	AWAY	0- 2	0- 0	1- 6				
0- 0	0- 0	0- 0	NEUTRAL	0- 0	0- 0	0- 0				
2- 9	0- 1	0- 1	NON-CONFERENCE	0- 4	0- 0	2- 3				
2- 7	0- 1	0- 0	HOME	0- 3	0- 0	2- 3				
0- 2	0- 0	0- 1	AWAY	0- 1	0- 0	0- 0				
0- 0	0- 0	0- 0	NEUTRAL	0- 0	0- 0	0- 0				
3- 15	0- 0	0- 1	CONFERENCE	0- 3	0- 3	3- 8				
2- 7	0- 0	0- 0	HOME	0- 2	0- 3	2- 2				
1- 8	0- 0	0- 1	AWAY	0- 1	0- 0	1- 6				
0- 0	0- 0	0- 0	NEUTRAL	0- 0	0- 0	0- 0				

RPI 1-25				RPI 26-50				RPI 51-100				RPI 101+ Team's RPI: 310			
RPI	S	Opponent	Score	RPI	S	Opponent	Score	RPI	S	Opponent	Score	RPI	S	Opponent	Score
15	H	Miami (FL)	49 69	30	A	South Fla.	41 91	71	H	Georgetown	53 66	117	H	Charlotte	54 101
				40	A	Western Ky.	38 90	82	A	Middle Tenn.	43 95	135	H	Old Dominion	64 86
								82	H	Middle Tenn.	53 88	137	H	Louisiana Tech	63 76
								90	A	FGCU	42 89	156	A	Rice	55 74
								93	H	Jacksonville	56 71	178	H	Texas Southern	62 70
								94	H	UCF	52 69	184	A	North Texas	49 69
								98	H	Southern Miss.	37 75	186	A	UTSA	55 69
												186	H	UTSA	61 70
												190	H	Robert Morris	59 57
												191	A	UAB	68 82
												191	H	UAB	52 61
												193	H	George Mason	51 67
												237	H	Weber St.	61 64
												251	A	Marshall	52 70
												304	A	UTEP	47 88
												304	H	UTEP	88 87
												311	H	Massachusetts	58 57
												338	A	Fla. Atlantic	65 60
												338	H	Fla. Atlantic	74 65
LAST 12 Division I GAMES:															
191	H	UAB	52 61	184	A	North Texas	49 69	156	A	Rice	55 74	117	H	Charlotte	54 101
82	H	Middle Tenn.	53 88	135	H	Old Dominion	64 86	338	A	Fla. Atlantic	65 60	191	A	UAB	68 82
304	A	UTEP	47 88	137	H	Louisiana Tech	63 76	193	H	George Mason	51 67				
186	A	UTSA	55 69	98	H	Southern Miss.	37 75	237	H	Weber St.	61 64				

Non-Div I Games:

FIU

Average RPI Win: 231		WON-LOST	WINNING	LAST 10	STRENGTH OF	OPP. STRENGTH	TEAM	ADJ.	CONF.	ADJ CONF.
Average RPI Loss: 160		RECORD	PCT. RANK	GAMES	SCHEDULE	OF SCHEDULE	RPI	RPI	RPI	RPI
DIV. I ONLY		17- 14	141	7- 3	217	236	165	165	19	19
DIV. I NON-CONF.		3- 6	230	0- 0	218	274	238	238	17	17
TOTALS		RPI 1-25	RPI 26-50	W-L RECORDS	RPI 51-100	RPI 101-150	RPI 150+			
17- 14	0- 1		1- 2	OVERALL	0- 0	3- 3	13- 8			
9- 4	0- 0		1- 0	HOME	0- 0	2- 0	6- 4			
7- 9	0- 1		0- 2	AWAY	0- 0	1- 2	6- 4			
1- 1	0- 0		0- 0	NEUTRAL	0- 0	0- 1	1- 0			
3- 6	0- 1		0- 1	NON-CONFERENCE	0- 0	0- 1	3- 3			
1- 2	0- 0		0- 0	HOME	0- 0	0- 0	1- 2			
2- 4	0- 1		0- 1	AWAY	0- 0	0- 1	2- 1			
0- 0	0- 0		0- 0	NEUTRAL	0- 0	0- 0	0- 0			
14- 8	0- 0		1- 1	CONFERENCE	0- 0	3- 2	10- 5			
8- 2	0- 0		1- 0	HOME	0- 0	2- 0	5- 2			
5- 5	0- 0		0- 1	AWAY	0- 0	1- 1	4- 3			
1- 1	0- 0		0- 0	NEUTRAL	0- 0	0- 1	1- 0			

RPI 1-25					
RPI	S	Opponent	Score		
18	A	Temple	59	73	
RPI 26-50					
RPI	S	Opponent	Score		
32	A	Quinnipiac	55	60	
32	H	Quinnipiac	65	52	
43	A	Harvard	44	58	
RPI 51-100					
RPI	S	Opponent	Score		
Team's RPI: 165					
RPI	S	Opponent	Score		
108	A	Rider	68	67	
108	H	Rider	53	49	
108	N	Rider	36	49	
110	A	Albany (NY)	45	59	
148	A	Iona	55	65	
148	H	Iona	68	59	
170	A	La Salle	61	68	
176	A	Siena	52	67	
176	H	Siena	61	57	
200	H	Sacred Heart	44	56	
220	A	Monmouth	71	68	
220	H	Monmouth	53	60	
233	A	Marist	55	71	
233	H	Marist	62	68	
233	N	Marist	61	44	
254	A	Canisius	49	63	
254	H	Canisius	57	48	
265	A	Niagara	65	55	
265	H	Niagara	66	63	
268	H	Loyola Maryland	58	57	
280	A	Manhattan	64	43	
280	H	Manhattan	71	56	
288	A	Mt. St. Mary's	70	57	
301	H	Rhode Island	65	72	
327	A	Saint Peter's	56	39	
327	H	Saint Peter's	50	38	
LAST 12 Division I GAMES:					
108	N	Rider	36	49	
233	N	Marist	61	44	
108	H	Rider	53	49	
254	H	Canisius	57	48	
148	A	Iona	55	65	
233	H	Marist	62	68	
327	A	Saint Peter's	56	39	
280	A	Manhattan	64	43	
327	H	Saint Peter's	50	38	
32	H	Quinnipiac	65	52	
265	H	Niagara	66	63	
220	H	Monmouth	53	60	

Non-Div I Games:

Fairfield

■ Loss, ■ Non-Conf, S Site, H Home A Away N Neutral

RPI	S	Opponent	Score
344	A	UMass Lowell	65 41

F
a
i
r
f
i
e
l
d

F
a
i
r
f
i
e
l
d

Fairfield

Average RPI Win:	313	WON-LOST	WINNING	LAST 10	STRENGTH OF	OPP. STRENGTH	TEAM	ADJ.	CONF.	ADJ CONF.
Average RPI Loss:	250	RECORD	PCT. RANK	GAMES	SCHEDULE	OF SCHEDULE	RPI	RPI	RPI	RPI
DIV. I ONLY	8- 21	288	3- 7	348	349	339	339	31	31	
DIV. I NON-CONF.	2- 8	288	0- 0	349	344	347	347	32	32	
TOTALS	RPI 1-25	RPI 26-50	W-L RECORDS	RPI 51-100	RPI 101-150	RPI 150+				
8- 21	0- 0	0- 0	OVERALL	0- 0	0- 0	8- 21				
4- 9	0- 0	0- 0	HOME	0- 0	0- 0	4- 9				
4- 12	0- 0	0- 0	AWAY	0- 0	0- 0	4- 11				
0- 0	0- 0	0- 0	NEUTRAL	0- 0	0- 0	0- 0				
2- 8	0- 0	0- 0	NON-CONFERENCE	0- 0	0- 0	2- 8				
1- 3	0- 0	0- 0	HOME	0- 0	0- 0	1- 3				
1- 5	0- 0	0- 0	AWAY	0- 0	0- 0	1- 5				
0- 0	0- 0	0- 0	NEUTRAL	0- 0	0- 0	0- 0				
6- 13	0- 0	0- 0	CONFERENCE	0- 0	0- 0	6- 13				
3- 6	0- 0	0- 0	HOME	0- 0	0- 0	3- 6				
3- 7	0- 0	0- 0	AWAY	0- 0	0- 0	3- 7				
0- 0	0- 0	0- 0	NEUTRAL	0- 0	0- 0	0- 0				

[illegible]

Non-Div I Games: Queens (NY)

54 70

Fairleigh Dickinson

■ Loss, ■ Non-Conf, S Site, H Home A Away N Neutral

F
a
i
r
l
e
i
g
h
D
i
c
k
i
n
s
o
n

RPI S Fairleigh Dickinson Score

Through Games Of March 10, 2017

RPI	S	Opponent	Score	
341	H	Wagner	66	74
342	H	Longwood	75	59
344	A	UMass Lowell	55	61

F
a
i
r
l
e
i
g
h
D
i
c
k
i
n
s
o
n

Average RPI Win:	279	WON-LOST	WINNING	LAST 10	STRENGTH OF	OPP. STRENGTH	TEAM	ADJ.	CONF.	ADJ CONF.
Average RPI Loss:	184	RECORD	PCT. RANK	GAMES	SCHEDULE	OF SCHEDULE	RPI	RPI	RPI	RPI
DIV. I ONLY	3- 25	339	0- 10	249	229	338	338	14	14	
DIV. I NON-CONF.	3- 7	250	0- 0	211	348	309	309	16	16	
TOTALS	RPI 1-25	RPI 26-50	W-L RECORDS	RPI 51-100	RPI 101-150	RPI 150+				
3- 25	0- 0	0- 1	OVERALL	0- 5	0- 4	3- 15				
3- 12	0- 0	0- 0	HOME	0- 3	0- 3	3- 6				
0- 13	0- 0	0- 1	AWAY	0- 2	0- 1	0- 9				
0- 0	0- 0	0- 0	NEUTRAL	0- 0	0- 0	0- 0				
3- 7	0- 0	0- 0	NON-CONFERENCE	0- 2	0- 1	3- 4				
3- 3	0- 0	0- 0	HOME	0- 1	0- 0	3- 2				
0- 4	0- 0	0- 0	AWAY	0- 1	0- 1	0- 2				
0- 0	0- 0	0- 0	NEUTRAL	0- 0	0- 0	0- 0				
0- 18	0- 0	0- 1	CONFERENCE	0- 3	0- 3	0- 11				
0- 9	0- 0	0- 0	HOME	0- 2	0- 3	0- 4				
0- 9	0- 0	0- 1	AWAY	0- 1	0- 0	0- 7				
0- 0	0- 0	0- 0	NEUTRAL	0- 0	0- 0	0- 0				

RPI 1-25				RPI 26-50				RPI 51-100				RPI 101+				Team's RPI: 338	
RPI	S	Opponent	Score	RPI	S	Opponent	Score	RPI	S	Opponent	Score	RPI	S	Opponent	Score		
				40	A	Western Ky.	55 76	82	A	Middle Tenn.	69 87	117	H	Charlotte	66 72		
								82	H	Middle Tenn.	59 71	132	A	Arizona	67 77		
								90	H	FGCU	50 65	135	H	Old Dominion	73 93		
								91	A	Mercer	57 74	137	H	Louisiana Tech	52 76		
								98	H	Southern Miss.	67 82	156	A	Rice	55 89		
												184	A	North Texas	57 79		
												186	A	UTSA	66 97		
												186	H	UTSA	62 72		
												191	A	UAB	55 66		
												191	H	UAB	75 78		
												231	H	Richmond	67 77		
												245	A	Grand Canyon	60 81		
												250	H	Indiana St.	70 67		
												251	A	Marshall	53 76		
												252	H	Jacksonville St.	63 55		
												260	H	UMES	59 76		
												292	A	North Florida	88 95		
												304	A	UTEP	59 69		
												304	H	UTEP	50 51		
												310	A	FIU	65 74		
												310	H	FIU	60 65		
												334	H	Jackson St.	67 58		
LAST 12 Division I GAMES:																	
				82	H	Middle Tenn.	59 71	156	A	Rice	55 89						
				191	H	UAB	75 78	184	A	North Texas	57 79						
				186	A	UTSA	66 97	135	H	Old Dominion	73 93						
				304	A	UTEP	59 69	117	H	Charlotte	66 72						
				98	H	Southern Miss.	67 82	310	H	FIU	60 65						
				137	H	Louisiana Tech	52 76	82	A	Middle Tenn.	69 87						

Non-Div I Games: Fla. Memorial 84 64

Fla. Atlantic

Average RPI Win: 179	WON-LOST	WINNING	LAST 10	STRENGTH OF	OPP. STRENGTH	TEAM	ADJ.	CONF.	ADJ CONF.
Average RPI Loss: 32	RECORD	PCT. RANK	GAMES	SCHEDULE	OF SCHEDULE	RPI	RPI	RPI	RPI
DIV. I ONLY	15- 16	174	4- 6	52	31	83	83	2	2
DIV. I NON-CONF.	9- 4	85	0- 0	134	131	58	58	2	2
TOTALS	RPI 1-25	RPI 26-50	W-L RECORDS	RPI 51-100	RPI 101-150	RPI 150+			
15- 16	1- 10	0- 4	OVERALL	3- 1	3- 1	8- 0			
3- 6	0- 4	0- 1	HOME	1- 0	0- 1	2- 0			
5- 8	0- 5	0- 2	AWAY	2- 1	2- 0	1- 0			
7- 2	1- 1	0- 1	NEUTRAL	0- 0	1- 0	5- 0			
9- 4	1- 1	0- 2	NON-CONFERENCE	1- 1	1- 0	6- 0			
1- 0	0- 0	0- 0	HOME	0- 0	0- 0	1- 0			
2- 3	0- 1	0- 1	AWAY	1- 1	0- 0	1- 0			
6- 1	1- 0	0- 1	NEUTRAL	0- 0	1- 0	4- 0			
6- 12	0- 9	0- 2	CONFERENCE	2- 0	2- 1	2- 0			
2- 6	0- 4	0- 1	HOME	1- 0	0- 1	1- 0			
3- 5	0- 4	0- 1	AWAY	1- 0	2- 0	0- 0			
1- 1	0- 1	0- 0	NEUTRAL	0- 0	0- 0	1- 0			

RPI	S	Opponent	Score	RPI	S	Opponent	Score	RPI	S	Opponent	Score	RPI	S	Opponent	Score
3	H	South Carolina	62 81	34	A	Arizona St.	63 69	65	A	Chattanooga	72 61	112	A	Vanderbilt	93 73
5	A	Mississippi St.	49 82	36	A	LSU	67 78	68	A	Northwestern	68 73	115	N	Long Beach St.	83 53
12	A	Florida St.	58 83	46	H	Auburn	75 82	85	A	Georgia	76 68	118	H	Ole Miss	75 84
14	A	Kentucky	48 67	50	N	Indiana	88 102	85	H	Georgia	65 58	134	A	Alabama	66 56
18	N	Temple	83 76									172	H	Arkansas	57 53
20	A	Tennessee	70 74									172	N	Arkansas	71 61
20	H	Tennessee	75 84									239	N	Wofford	74 51
21	A	Texas A&M	76 84									242	N	South Ala.	85 33
21	H	Texas A&M	59 67									281	N	N.C. A&T	67 38
21	N	Texas A&M	48 67									317	A	Arkansas St.	71 60
24	H	Missouri	67 74									324	N	Florida A&M	78 65
												329	H	Southeastern La.	102 51
LAST 12 Division I GAMES:															
21	N	Texas A&M	48 67	134	A	Alabama	66 56								
172	N	Arkansas	71 61	172	H	Arkansas	57 53								
85	H	Georgia	65 58	118	H	Ole Miss	75 84								
20	A	Tennessee	70 74	21	A	Texas A&M	76 84								
14	A	Kentucky	48 67	112	A	Vanderbilt	93 73								
24	H	Missouri	67 74	20	H	Tennessee	75 84								

Non-Div I Games:

Florida

■ Loss,
■ Non-Conf,
■ S Site,
■ H Home
■ A Away
N Neutral

Average RPI Win:	297	WON-LOST	WINNING	LAST 10	STRENGTH OF	OPP. STRENGTH	TEAM	ADJ.	CONF.	ADJ CONF.
Average RPI Loss:	228	RECORD	PCT. RANK	GAMES	SCHEDULE	OF SCHEDULE	RPI	RPI	RPI	RPI
DIV. I ONLY	11- 19	250	6- 4	342	348	324	324	32	32	
DIV. I NON-CONF.	0- 11	335	0- 0	322	293	349	349	31	31	
TOTALS	RPI 1-25	RPI 26-50	W-L RECORDS	RPI 51-100	RPI 101-150	RPI 150+				
11- 19	0- 0	0- 0	OVERALL	0- 1	0- 2	11- 16				
6- 6	0- 0	0- 0	HOME	0- 0	0- 1	6- 5				
3- 8	0- 0	0- 0	AWAY	0- 0	0- 1	3- 7				
2- 5	0- 0	0- 0	NEUTRAL	0- 1	0- 0	2- 4				
0- 11	0- 0	0- 0	NON-CONFERENCE	0- 1	0- 2	0- 8				
0- 4	0- 0	0- 0	HOME	0- 0	0- 1	0- 3				
0- 3	0- 0	0- 0	AWAY	0- 0	0- 1	0- 2				
0- 4	0- 0	0- 0	NEUTRAL	0- 1	0- 0	0- 3				
11- 8	0- 0	0- 0	CONFERENCE	0- 0	0- 0	11- 8				
6- 2	0- 0	0- 0	HOME	0- 0	0- 0	6- 2				
3- 5	0- 0	0- 0	AWAY	0- 0	0- 0	3- 5				
2- 1	0- 0	0- 0	NEUTRAL	0- 0	0- 0	2- 1				

RPI 1-25			RPI 26-50			RPI 51-100			RPI 101+			Team's RPI: 324
RPI	S	Opponent	Score	RPI	S	Opponent	Score	RPI	S	Opponent	Score	
						83 N Florida	65 78	134 A		Alabama	46 81	
								149 H		Omaha	50 70	
								160 H		Hampton	62 44	
								167 A		Bethune-Cookman	53 66	
								167 H		Bethune-Cookman	41 64	
								167 N		Bethune-Cookman	42 59	
								179 H		Morehead St.	48 53	
								227 A		Howard	58 72	
								227 H		Howard	55 51	
								231 N		Richmond	51 64	
								251 A		Marshall	67 77	
								252 N		Jacksonville St.	54 66	
								258 N		Stony Brook	49 80	
								260 H		UMES	59 49	
								278 H		Western Caro.	61 62	
								281 A		N.C. A&T	57 65	
								283 H		Norfolk St.	59 51	
								283 N		Norfolk St.	80 73	
								288 H		Coppin St.	62 70	
								292 A		North Florida	60 71	
								296 A		Savannah St.	52 56	
								299 H		Eastern Ill.	50 66	
								330 A		Morgan St.	61 26	
								330 H		Morgan St.	51 48	
								335 A		N.C. Central	49 52	
								347 A		Delaware St.	65 56	
LAST 12 Division I GAMES:												
						167 N	Bethune-Cookman	42 59		283 H	Norfolk St.	59 51
						283 N	Norfolk St.	80 73		335 A	N.C. Central	49 52
						348 N	South Carolina St.	65 61		281 A	N.C. A&T	57 65
						167 A	Bethune-Cookman	53 66		347 H	Delaware St.	69 61
						348 A	South Carolina St.	81 61		227 H	Howard	55 51
						160 H	Hampton	62 44		330 A	Morgan St.	61 26

Non-Div I Games: Thomas (GA) 74 65 Stillman 69 59

Florida A&M

Loss, Non-Conf, S Site, H Home A Away N Neutral

RPI	S	Opponent	Score	
347	H	Delaware St.	69	61
348	A	South Carolina St.	81	61
348	N	South Carolina St.	65	61

Florida A&M

F
l
o
r
i
d
a

A
&
M

F
l
o
r
i
d
a

A
&
M

Average RPI Win:	115	WON-LOST	WINNING	LAST 10	STRENGTH OF	OPP. STRENGTH	TEAM	ADJ.	CONF.	ADJ CONF.
Average RPI Loss:	20	RECORD	PCT. RANK	GAMES	SCHEDULE	OF SCHEDULE	RPI	RPI	RPI	RPI
DIV. I ONLY	25- 6	22	6- 4	14	32	12	12	3	3	
DIV. I NON-CONF.	12- 2	21	0- 1	45	64	19	19	4	4	
TOTALS	RPI 1-25	RPI 26-50	W-L RECORDS	RPI 51-100	RPI 101-150	RPI 150+				
25- 6	4- 4	3- 1	OVERALL	7- 1	4- 0	7- 0				
13- 3	3- 2	2- 1	HOME	3- 0	1- 0	4- 0				
9- 2	1- 1	0- 0	AWAY	3- 1	3- 0	2- 0				
3- 1	0- 1	1- 0	NEUTRAL	1- 0	0- 0	1- 0				
12- 2	0- 2	2- 0	NON-CONFERENCE	5- 0	0- 0	5- 0				
6- 2	0- 2	1- 0	HOME	2- 0	0- 0	3- 0				
3- 0	0- 0	0- 0	AWAY	2- 0	0- 0	1- 0				
3- 0	0- 0	1- 0	NEUTRAL	1- 0	0- 0	1- 0				
13- 4	4- 2	1- 1	CONFERENCE	2- 1	4- 0	2- 0				
7- 1	3- 0	1- 1	HOME	1- 0	1- 0	1- 0				
6- 2	1- 1	0- 0	AWAY	1- 1	3- 0	1- 0				
0- 1	0- 1	0- 0	NEUTRAL	0- 0	0- 0	0- 0				

RPI	S	Opponent	Score	RPI	S	Opponent	Score	RPI	S	Opponent	Score	RPI	S	Opponent	Score
1	H	UConn	76 78	31	H	Syracuse	77 58	52	A	Virginia	51 60	105	A	Virginia Tech	82 54
2	A	Notre Dame	61 79	38	H	North Carolina St.	61 70	61	A	Georgia Tech	69 63	114	A	Clemson	86 27
8	H	Duke	69 45	39	H	James Madison	84 64	64	N	Gonzaga	87 69	114	H	Clemson	80 47
11	H	Louisville	72 65	47	N	Michigan	76 62	73	A	Minnesota	75 61	120	A	North Carolina	90 77
13	H	Texas	88 92					83	H	Florida	83 58	163	H	Pittsburgh	79 48
15	A	Miami (FL)	81 66					86	H	Wake Forest	102 60	177	A	Boston College	85 53
15	H	Miami (FL)	80 71					91	A	Mercer	83 40	191	A	UAB	93 47
15	N	Miami (FL)	54 56					93	H	Jacksonville	90 47	252	H	Jacksonville St.	73 62
												278	H	Western Caro.	90 41
												292	H	North Florida	95 39
												345	N	Winthrop	98 35
LAST 12 Division I GAMES:															
15	N	Miami (FL)	54 56	86	H	Wake Forest	102 60								
2	A	Notre Dame	61 79	15	H	Miami (FL)	80 71								
163	H	Pittsburgh	79 48	177	A	Boston College	85 53								
114	H	Clemson	80 47	61	A	Georgia Tech	69 63								
52	A	Virginia	51 60	105	A	Virginia Tech	82 54								
13	H	Texas	88 92	31	H	Syracuse	77 58								

Non-Div I Games:

Florida St.

■ Loss,
 ■ Non-Conf, S Site,
 ■ Home
 ■ Away
 N Neutral

Average RPI Win: 200	WON-LOST	WINNING	LAST 10	STRENGTH OF	OPP. STRENGTH	TEAM	ADJ.	CONF.	ADJ CONF.
Average RPI Loss: 109	RECORD	PCT. RANK	GAMES	SCHEDULE	OF SCHEDULE	RPI	RPI	RPI	RPI
DIV. I ONLY	21- 11	91	6- 4	153	106	119	119	12	12
DIV. I NON-CONF.	9- 5	112	0- 0	89	110	105	105	12	12
TOTALS	RPI 1-25	RPI 26-50	W-L RECORDS	RPI 51-100	RPI 101-150	RPI 150+			
21- 11	0- 1	2- 0	OVERALL	0- 5	4- 4	15- 1			
16- 3	0- 0	2- 0	HOME	0- 2	4- 1	10- 0			
4- 6	0- 1	0- 0	AWAY	0- 1	0- 0	4- 0			
1- 2	0- 0	0- 0	NEUTRAL	0- 1	0- 1	1- 0			
9- 5	0- 1	1- 0	NON-CONFERENCE	0- 2	2- 2	6- 0			
8- 2	0- 0	1- 0	HOME	0- 2	2- 0	5- 0			
0- 2	0- 1	0- 0	AWAY	0- 0	0- 1	0- 0			
1- 1	0- 0	0- 0	NEUTRAL	0- 0	0- 1	1- 0			
12- 6	0- 0	1- 0	CONFERENCE	0- 3	2- 2	9- 1			
8- 1	0- 0	1- 0	HOME	0- 0	2- 1	5- 0			
4- 4	0- 0	0- 0	AWAY	0- 2	0- 1	4- 1			
0- 1	0- 0	0- 0	NEUTRAL	0- 1	0- 0	0- 0			

RPI 1-25				RPI 26-50				RPI 51-100				RPI 101+ Team's RPI: 119			
RPI	S	Opponent	Score	RPI	S	Opponent	Score	RPI	S	Opponent	Score	RPI	S	Opponent	Score
2	A	Notre Dame	36 67	33	H	Dayton	66 52	53	A	George Washington	46 63	104	N	Texas Tech	50 59
				45	H	Little Rock	65 43	69	H	St. John's (NY)	45 59	110	H	Albany (NY)	89 82
								92	A	Saint Louis	58 82	113	A	Saint Joseph's	44 47
								92	N	Saint Louis	58 68	113	H	Saint Joseph's	44 39
								97	H	Buffalo	54 58	116	H	Princeton	57 55
												124	H	Duquesne	64 51
												147	H	VCU	58 61
												148	A	Iona	46 55
												170	A	La Salle	66 61
												177	H	Boston College	56 49
												193	A	George Mason	53 49
												199	N	Grambling	59 53
												221	H	UNC Asheville	55 42
												231	H	Richmond	67 41
												249	A	St. Bonaventure	60 44
												249	H	St. Bonaventure	57 45
												256	H	Furman	60 47
												265	H	Niagara	92 69
												277	A	Davidson	51 52
												277	H	Davidson	85 72
												277	H	Davidson	62 54
												280	H	Manhattan	63 60
												301	A	Rhode Island	74 69
												311	H	Massachusetts	74 43
LAST 12 Division I GAMES:															
				92	N	Saint Louis	58 68	113	H	Saint Joseph's	44 39				
				277	H	Davidson	62 54	249	H	St. Bonaventure	57 45				
				170	A	La Salle	66 61	53	A	George Washington	46 63				
				33	H	Dayton	66 52	92	A	Saint Louis	58 82				
				277	A	Davidson	51 52	147	H	VCU	58 61				
				311	H	Massachusetts	74 43	113	A	Saint Joseph's	44 47				

Non-Div I Games:

Fordham

■ Loss,
 ■ Non-Conf,
 S Site,
 ■ Home
 ■ Away
 N Neutral

Fort Wayne

Through Games Of March 10, 2017

Average RPI Win: 261	WON-LOST	WINNING	LAST 10	STRENGTH OF	OPP. STRENGTH	TEAM	ADJ.	CONF.	ADJ CONF.
Average RPI Loss: 149	RECORD	PCT. RANK	GAMES	SCHEDULE	OF SCHEDULE	RPI	RPI	RPI	RPI
DIV. I ONLY	4- 23	329	2- 8	191	162	316	316	11	11
DIV. I NON-CONF.	2- 9	293	0- 0	256	263	311	311	10	10
TOTALS	RPI 1-25	RPI 26-50	W-L RECORDS	RPI 51-100	RPI 101-150	RPI 150+			
4- 23	0- 0	0- 2	OVERALL	0- 8	1- 2	3- 11			
2- 9	0- 0	0- 1	HOME	0- 4	1- 0	1- 4			
1- 13	0- 0	0- 1	AWAY	0- 4	0- 2	1- 6			
1- 1	0- 0	0- 0	NEUTRAL	0- 0	0- 0	1- 1			
2- 9	0- 0	0- 0	NON-CONFERENCE	0- 2	0- 1	2- 6			
0- 3	0- 0	0- 0	HOME	0- 1	0- 0	0- 2			
1- 5	0- 0	0- 0	AWAY	0- 1	0- 1	1- 3			
1- 1	0- 0	0- 0	NEUTRAL	0- 0	0- 0	1- 1			
2- 14	0- 0	0- 2	CONFERENCE	0- 6	1- 1	1- 5			
2- 6	0- 0	0- 1	HOME	0- 3	1- 0	1- 2			
0- 8	0- 0	0- 1	AWAY	0- 3	0- 1	0- 3			
0- 0	0- 0	0- 0	NEUTRAL	0- 0	0- 0	0- 0			

RPI S	Opponent	Score	RPI S	Opponent	Score	RPI S	Opponent	Score	RPI S	Opponent	Score	Team's RPI: 316
37	A South Dakota St.	51 73	37	H South Dakota St.	59 76	57	H Belmont	59 85	142	A Wright St.	51 62	
						60	A Western Ill.	51 77	149	A Omaha	49 63	
						60	H Western Ill.	53 75	149	H Omaha	65 62	
						62	A IUPUI	55 66	153	H Oakland	61 82	
						62	H IUPUI	48 62	158	A Oral Roberts	56 82	
						76	A South Dakota	59 87	158	H Oral Roberts	59 75	
						76	H South Dakota	55 82	162	A Western Mich.	35 61	
						95	A Kent St.	55 66	207	A Illinois	33 56	
									248	N Miami (OH)	47 69	
									255	H Coastal Caro.	57 72	
									259	A Butler	64 70	
									271	N Eastern Ky.	68 59	
									305	A North Dakota St.	56 68	
									305	H North Dakota St.	72 68	
									309	A Denver	50 78	
									309	H Denver	72 78	
									320	A Ill.-Chicago	61 55	
LAST 12 Division I GAMES:												
62	A IUPUI	55 66	309	A Denver	50 78							
60	A Western Ill.	51 77	62	H IUPUI	48 62							
37	H South Dakota St.	59 76	149	H Omaha	65 62							
149	A Omaha	49 63	158	H Oral Roberts	59 75							
305	H North Dakota St.	72 68	76	A South Dakota	59 87							
76	H South Dakota	55 82	309	H Denver	72 78							

Non-Div I Games: Defiance 76 58 Trine 71 80

Fort Wayne

Loss, Non-Conf, S Site, H Home A Away N Neutral

Average RPI Win: 222		WON-LOST	WINNING	LAST 10	STRENGTH OF	OPP. STRENGTH	TEAM	ADJ.	CONF.	ADJ CONF.
Average RPI Loss: 106		RECORD	PCT. RANK	GAMES	SCHEDULE	OF SCHEDULE	RPI	RPI	RPI	RPI
DIV. I ONLY		16- 15	166	4- 6	114	150	146	146	13	13
DIV. I NON-CONF.		5- 4	143	0- 0	138	147	138	138	15	15
TOTALS	RPI 1-25		RPI 26-50		W-L RECORDS	RPI 51-100	RPI 101-150		RPI 150+	
16- 15	0- 1		0- 3		OVERALL	1- 3	4- 2		11- 6	
6- 7	0- 0		0- 1		HOME	0- 2	2- 0		4- 4	
6- 7	0- 1		0- 1		AWAY	0- 1	1- 2		5- 2	
4- 1	0- 0		0- 1		NEUTRAL	1- 0	1- 0		2- 0	
5- 4	0- 1		0- 0		NON-CONFERENCE	1- 1	1- 0		3- 2	
1- 3	0- 0		0- 0		HOME	0- 1	1- 0		0- 2	
2- 1	0- 1		0- 0		AWAY	0- 0	0- 0		2- 0	
2- 0	0- 0		0- 0		NEUTRAL	1- 0	0- 0		1- 0	
11- 11	0- 0		0- 3		CONFERENCE	0- 2	3- 2		8- 4	
5- 4	0- 0		0- 1		HOME	0- 1	1- 0		4- 2	
4- 6	0- 0		0- 1		AWAY	0- 1	1- 2		3- 2	
2- 1	0- 0		0- 1		NEUTRAL	0- 0	1- 0		1- 0	

RPI 1-25					
RPI	S	Opponent	Score		
10	A	Washington	54	85	
RPI 26-50					
RPI	S	Opponent	Score		
48	A	Boise St.	66	67	
48	H	Boise St.	48	66	
48	N	Boise St.	53	66	
RPI 51-100					
RPI	S	Opponent	Score		
54	A	Colorado St.	56	73	
54	H	Colorado St.	64	66	
57	N	Belmont	62	53	
79	H	Utah	55	65	
RPI 101+					
RPI	S	Opponent	Score		
101	A	Wyoming	48	70	
101	H	Wyoming	52	47	
101	N	Wyoming	58	48	
107	A	UNLV	38	54	
107	A	UNLV	53	51	
139	H	San Francisco	61	48	
152	A	New Mexico	57	66	
152	H	New Mexico	54	80	
154	H	CSUN	57	61	
188	H	Utah St.	47	52	
197	H	UC Santa Barbara	49	50	
203	A	San Jose St.	68	77	
203	H	San Jose St.	88	74	
237	A	Weber St.	60	57	
244	A	Pacific	74	67	
269	A	San Diego St.	59	51	
269	H	San Diego St.	59	50	
285	A	Nevada	71	70	
285	H	Nevada	68	54	
285	N	Nevada	62	57	
322	A	Air Force	72	56	
322	H	Air Force	63	40	
328	N	UC Irvine	63	45	
Team's RPI: 146					

Non-Div I Games:	Biola	71	50	Cal St. Dom. Hills	73	60
------------------	-------	----	----	--------------------	----	----

Fresno St.

Loss, Non-Conf, S Site, H Home A Away N Neutral

Average RPI Win: 242	WON-LOST	WINNING	LAST 10	STRENGTH OF	OPP. STRENGTH	TEAM	ADJ.	CONF.	ADJ CONF.
Average RPI Loss: 158	RECORD	PCT. RANK	GAMES	SCHEDULE	OF SCHEDULE	RPI	RPI	RPI	RPI
DIV. I ONLY	11- 17	231	3- 7	237	203	256	256	17	17
DIV. I NON-CONF.	4- 9	248	0- 1	274	212	308	308	20	20
TOTALS	RPI 1-25	RPI 26-50	W-L RECORDS	RPI 51-100	RPI 101-150	RPI 150+			
11- 17	0- 0	0- 1	OVERALL	1- 5	0- 3	10- 8			
9- 4	0- 0	0- 0	HOME	1- 1	0- 1	8- 2			
2- 11	0- 0	0- 1	AWAY	0- 0	0- 0	2- 0			
0- 2	0- 0	0- 0	NEUTRAL	0- 0	0- 1	0- 1			
4- 9	0- 0	0- 1	NON-CONFERENCE	0- 2	0- 3	4- 3			
4- 2	0- 0	0- 0	HOME	0- 0	0- 1	4- 1			
0- 6	0- 0	0- 1	AWAY	0- 2	0- 1	0- 2			
0- 1	0- 0	0- 0	NEUTRAL	0- 0	0- 1	0- 0			
7- 8	0- 0	0- 0	CONFERENCE	1- 3	0- 0	6- 5			
5- 2	0- 0	0- 0	HOME	1- 1	0- 0	4- 1			
2- 5	0- 0	0- 0	AWAY	0- 2	0- 0	2- 3			
0- 1	0- 0	0- 0	NEUTRAL	0- 0	0- 0	0- 1			

RPI 1-25			RPI 26-50			RPI 51-100			RPI 101+			Team's RPI: 256
RPI	S	Opponent	Score	RPI	S	Opponent	Score	RPI	S	Opponent	Score	
44	A	Central Mich.	71 81	65	A	Chattanooga	43 66	119	A	Fordham	47 60	
				65	H	Chattanooga	65 48	136	N	Eastern Wash.	56 68	
				85	A	Georgia	62 67	147	H	VCU	61 75	
				86	A	Wake Forest	52 59	201	A	UNCG	52 65	
				91	A	Mercer	52 76	201	H	UNCG	65 55	
				91	H	Mercer	47 68	201	N	UNCG	63 68	
								205	A	ETSU	66 75	
								205	H	ETSU	64 74	
								218	A	UNCW	52 56	
								221	H	UNC Asheville	63 51	
								228	A	Samford	54 50	
								228	H	Samford	53 48	
								231	H	Richmond	48 54	
								239	A	Wofford	69 49	
								239	H	Wofford	65 60	
								277	A	Davidson	61 71	
								278	A	Western Caro.	72 75	
								278	H	Western Caro.	73 44	
								312	H	Gardner-Webb	84 62	
								315	H	USC Upstate	57 37	
								335	H	N.C. Central	60 40	
LAST 12 Division I GAMES:												
201	N	UNCG	63 68	239	H	Wofford	65 60					
44	A	Central Mich.	71 81	201	A	UNCG	52 65					
205	A	ETSU	66 75	278	A	Western Caro.	72 75					
65	A	Chattanooga	43 66	65	H	Chattanooga	65 48					
91	H	Mercer	47 68	205	H	ETSU	64 74					
228	H	Samford	53 48	228	A	Samford	54 50					

Non-Div I Games: Bob Jones 95 45 Mars Hill 81 46 Newberry 67 41

Furman

Loss, Non-Conf, S Site, H Home A Away N Neutral

Ga. Southern

Through Games Of March 10, 2017

Average RPI Win:	265	WON-LOST	WINNING	LAST 10	STRENGTH OF	OPP. STRENGTH	TEAM	ADJ.	CONF.	ADJ CONF.
Average RPI Loss:	165	RECORD	PCT. RANK	GAMES	SCHEDULE	OF SCHEDULE	RPI	RPI	RPI	RPI
DIV. I ONLY	12- 17	221	5- 5	261	274	247	247	21	21	
DIV. I NON-CONF.	3- 7	250	0- 0	164	328	251	251	19	19	
TOTALS	RPI 1-25	RPI 26-50	W-L RECORDS	RPI 51-100	RPI 101-150	RPI 150+				
12- 17	0- 0	0- 1	OVERALL	0- 4	1- 5	11- 7				
7- 6	0- 0	0- 0	HOME	0- 3	1- 1	6- 2				
5- 10	0- 0	0- 1	AWAY	0- 1	0- 4	5- 4				
0- 1	0- 0	0- 0	NEUTRAL	0- 0	0- 0	0- 1				
3- 7	0- 0	0- 0	NON-CONFERENCE	0- 3	0- 2	3- 2				
2- 2	0- 0	0- 0	HOME	0- 2	0- 0	2- 0				
1- 5	0- 0	0- 0	AWAY	0- 1	0- 2	1- 2				
0- 0	0- 0	0- 0	NEUTRAL	0- 0	0- 0	0- 0				
9- 10	0- 0	0- 1	CONFERENCE	0- 1	1- 3	8- 5				
5- 4	0- 0	0- 0	HOME	0- 1	1- 1	4- 2				
4- 5	0- 0	0- 1	AWAY	0- 0	0- 2	4- 2				
0- 1	0- 0	0- 0	NEUTRAL	0- 0	0- 0	0- 1				

RPI 1-25				RPI 26-50				RPI 51-100				RPI 101+				Team's RPI: 247	
RPI	S	Opponent	Score	RPI	S	Opponent	Score	RPI	S	Opponent	Score	RPI	S	Opponent	Score		
				45	A	Little Rock	41 57	62	A	IUPUI	57 83	114	A	Clemson	47 58		
								84	H	UT Arlington	60 69	126	A	Troy	67 77		
								91	H	Mercer	56 77	126	H	Troy	86 89		
								94	H	UCF	54 74	134	A	Alabama	48 66		
												145	A	Louisiana	52 79		
												145	H	Louisiana	63 60		
												169	H	Texas St.	71 69		
												214	A	Appalachian St.	48 73		
												214	H	Appalachian St.	53 50		
												240	A	Charleston So.	54 55		
												242	A	South Ala.	53 45		
												242	H	South Ala.	46 55		
												252	A	Jacksonville St.	55 67		
												255	A	Coastal Caro.	65 62		
												255	H	Coastal Caro.	78 70		
												261	A	Georgia St.	62 63		
												261	H	Georgia St.	54 58		
												281	H	N.C. A&T	65 50		
												296	A	Savannah St.	50 45		
												317	A	Arkansas St.	84 76		
LAST 12 Division I GAMES:																	
				317	N	Arkansas St.	54 61	255	A	Coastal Caro.	65 62	317	N	Arkansas St.	54 61		
				261	A	Georgia St.	62 63	214	A	Appalachian St.	48 73	331	A	La.-Monroe	65 44		
				317	A	Arkansas St.	84 76	331	H	La.-Monroe	76 65	331	H	La.-Monroe	76 65		
				45	A	Little Rock	41 57	145	H	Louisiana	63 60	348	H	South Carolina St.	74 58		
				169	H	Texas St.	71 69	242	A	South Ala.	53 45						
				84	H	UT Arlington	60 69	126	A	Troy	67 77						

Non-Div I Games: Thomas (GA) 106 43

Ga. Southern

■ Loss,
 ■ Non-Conf,
 ■ S Site,
 ■ Home
 ■ A Away
 N Neutral

Gardner-Webb

Through Games Of March 10, 2017

Average RPI Win:	308	WON-LOST	WINNING	LAST 10	STRENGTH OF	OPP. STRENGTH	TEAM	ADJ.	CONF.	ADJ CONF.
Average RPI Loss:	194	RECORD	PCT. RANK	GAMES	SCHEDULE	OF SCHEDULE	RPI	RPI	RPI	RPI
DIV. I ONLY	9- 19	270	3- 7	323	308	312	312	28	28	
DIV. I NON-CONF.	2- 6	275	0- 0	320	214	290	290	28	28	
TOTALS	RPI 1-25	RPI 26-50	W-L RECORDS	RPI 51-100	RPI 101-150	RPI 150+				
9- 19	0- 0	0- 0	OVERALL	0- 1	0- 4	9- 14				
4- 5	0- 0	0- 0	HOME	0- 0	0- 1	4- 4				
4- 11	0- 0	0- 0	AWAY	0- 0	0- 2	4- 4				
1- 3	0- 0	0- 0	NEUTRAL	0- 0	0- 1	1- 2				
2- 6	0- 0	0- 0	NON-CONFERENCE	0- 1	0- 1	2- 4				
0- 0	0- 0	0- 0	HOME	0- 0	0- 0	0- 0				
2- 4	0- 0	0- 0	AWAY	0- 1	0- 1	2- 2				
0- 2	0- 0	0- 0	NEUTRAL	0- 0	0- 0	0- 2				
7- 13	0- 0	0- 0	CONFERENCE	0- 0	0- 3	7- 10				
4- 5	0- 0	0- 0	HOME	0- 0	0- 1	4- 4				
2- 7	0- 0	0- 0	AWAY	0- 0	0- 1	2- 6				
1- 1	0- 0	0- 0	NEUTRAL	0- 0	0- 1	1- 0				

RPI 1-25			RPI 26-50			RPI 51-100				RPI 101+		Team's RPI: 312		
RPI	S	Opponent	Score	RPI	S	Opponent	Score	RPI	S	Opponent	Score			
								94	A	UCF	52	66		
										105	A	Virginia Tech	42	76
										125	A	Radford	57	67
										125	H	Radford	42	51
										125	N	Radford	51	54
										191	N	UAB	49	59
										192	A	Campbell	56	67
										192	H	Campbell	61	73
										214	N	Appalachian St.	67	72
										216	A	Presbyterian	47	58
										216	H	Presbyterian	55	56
										221	A	UNC Asheville	49	67
										221	H	UNC Asheville	55	52
										232	A	High Point	69	71
										232	H	High Point	65	84
										235	A	Liberty	63	66
										235	H	Liberty	84	82
										239	A	Wofford	66	75
										240	A	Charleston So.	57	64
										240	H	Charleston So.	48	51
										256	A	Furman	62	84
										278	A	Western Caro.	68	60
										315	A	USC Upstate	57	53
										342	A	Longwood	77	43
										342	H	Longwood	89	55
										345	A	Winthrop	89	54
										345	H	Winthrop	63	57
LAST 12 Division I GAMES:														
				125	N	Radford	51	54		345	H	Winthrop	63	57
				345	N	Winthrop	82	43		216	A	Presbyterian	47	58
				221	A	UNC Asheville	49	67		232	H	High Point	65	84
				240	H	Charleston So.	48	51		342	H	Longwood	89	55
				192	A	Campbell	56	67		235	A	Liberty	63	66
				125	H	Radford	42	51		345	A	Winthrop	89	54

Non-Div I Games: Montreat 92 45 Southern Wesleyan 86 62 Converse 68 38

Gardner-Webb

Loss, Non-Conf, S Site, H Home A Away N Neutral

RPI	S	Opponent	Score
345	N	Winthrop	82 43

G
a
r
d
n
e
r
-
W
e
b
b

G
a
r
d
n
e
r
-
W
e
b
b

Gardner-Webb

Average RPI Win:	241	WON-LOST	WINNING	LAST 10	STRENGTH OF	OPP. STRENGTH	TEAM	ADJ.	CONF.	ADJ CONF.
Average RPI Loss:	125	RECORD	PCT. RANK	GAMES	SCHEDULE	OF SCHEDULE	RPI	RPI	RPI	RPI
DIV. I ONLY	13- 17	210	3- 7	168	165	193	193	12	12	
DIV. I NON-CONF.	7- 6	157	0- 0	156	289	143	143	12	12	
TOTALS	RPI 1-25	RPI 26-50	W-L RECORDS	RPI 51-100	RPI 101-150	RPI 150+				
13- 17	0- 0	0- 1	OVERALL	0- 6	4- 6	9- 4				
7- 6	0- 0	0- 1	HOME	0- 2	3- 2	4- 1				
6- 10	0- 0	0- 0	AWAY	0- 3	1- 4	5- 3				
0- 1	0- 0	0- 0	NEUTRAL	0- 1	0- 0	0- 0				
7- 6	0- 0	0- 0	NON-CONFERENCE	0- 3	3- 2	4- 1				
3- 2	0- 0	0- 0	HOME	0- 1	2- 1	1- 0				
4- 3	0- 0	0- 0	AWAY	0- 1	1- 1	3- 1				
0- 1	0- 0	0- 0	NEUTRAL	0- 1	0- 0	0- 0				
6- 11	0- 0	0- 1	CONFERENCE	0- 3	1- 4	5- 3				
4- 4	0- 0	0- 1	HOME	0- 1	1- 1	3- 1				
2- 7	0- 0	0- 0	AWAY	0- 2	0- 3	2- 2				
0- 0	0- 0	0- 0	NEUTRAL	0- 0	0- 0	0- 0				

RPI 1-25				RPI 26-50				RPI 51-100				RPI 101+				Team's RPI: 193	
RPI	S	Opponent	Score	RPI	S	Opponent	Score	RPI	S	Opponent	Score	RPI	S	Opponent	Score		
				33	H	Dayton	48 60	53	A	George Washington	49 80	113	A	Saint Joseph's	53 57		
								53	H	George Washington	71 79	119	H	Fordham	49 53		
								71	A	Georgetown	56 69	122	H	Navy	68 64		
								78	N	Drexel	71 82	124	A	Duquesne	55 66		
								92	A	Saint Louis	50 89	124	A	Duquesne	57 76		
								99	H	SFA	76 77	125	H	Radford	70 56		
												132	H	Arizona	70 81		
												138	A	Delaware	51 67		
												141	A	Detroit Mercy	55 54		
												147	H	VCU	70 59		
												170	A	La Salle	57 59		
												212	A	Towson	75 79		
												231	A	Richmond	54 50		
												231	H	Richmond	58 70		
												249	H	St. Bonaventure	52 49		
												277	A	Davidson	54 58		
												277	H	Davidson	59 55		
												283	H	Norfolk St.	60 33		
												301	H	Rhode Island	60 51		
												302	A	Illinois St.	72 46		
												310	A	FIU	67 51		
												311	A	Massachusetts	66 55		
												336	A	LIU Brooklyn	64 48		
LAST 12 Division I GAMES:																	
				124	A	Duquesne	55 66	124	A	Duquesne	57 76						
				113	A	Saint Joseph's	53 57	170	A	La Salle	57 59						
				53	A	George Washington	49 80	33	H	Dayton	48 60						
				301	H	Rhode Island	60 51	231	A	Richmond	54 50						
				231	H	Richmond	58 70	277	A	Davidson	54 58						
				277	H	Davidson	59 55	147	H	VCU	70 59						

Non-Div I Games:

George Mason

Loss, Non-Conf, S Site, H Home A Away N Neutral

Average RPI Win:	177	WON-LOST	WINNING	LAST 10	STRENGTH OF	OPP. STRENGTH	TEAM	ADJ.	CONF.	ADJ CONF.
Average RPI Loss:	78	RECORD	PCT. RANK	GAMES	SCHEDULE	OF SCHEDULE	RPI	RPI	RPI	RPI
DIV. I ONLY	20- 9	71	7- 3	84	89	53	53	12	12	
DIV. I NON-CONF.	7- 5	137	0- 0	50	30	74	74	12	12	
TOTALS	RPI 1-25	RPI 26-50	W-L RECORDS	RPI 51-100	RPI 101-150	RPI 150+				
20- 9	0- 1	2- 3	OVERALL	2- 2	5- 2	11- 1				
11- 2	0- 1	1- 0	HOME	0- 0	4- 1	6- 0				
7- 5	0- 0	0- 2	AWAY	1- 2	1- 0	5- 1				
2- 2	0- 0	1- 1	NEUTRAL	1- 0	0- 1	0- 0				
7- 5	0- 1	1- 2	NON-CONFERENCE	2- 1	1- 0	3- 1				
4- 1	0- 1	0- 0	HOME	0- 0	1- 0	3- 0				
1- 3	0- 0	0- 1	AWAY	1- 1	0- 0	0- 1				
2- 1	0- 0	1- 1	NEUTRAL	1- 0	0- 0	0- 0				
13- 4	0- 0	1- 1	CONFERENCE	0- 1	4- 2	8- 0				
7- 1	0- 0	1- 0	HOME	0- 0	3- 1	3- 0				
6- 2	0- 0	0- 1	AWAY	0- 1	1- 0	5- 0				
0- 1	0- 0	0- 0	NEUTRAL	0- 0	0- 1	0- 0				

RPI S	Opponent	Score	RPI S	Opponent	Score	RPI S	Opponent	Score	Team's RPI: 53	RPI S	Opponent	Score
6	H Stanford	52 71	31	N Syracuse	71 74	66	A Villanova	72 69		113	H Saint Joseph's	53 44
			33	A Dayton	48 50	71	A Georgetown	57 72		116	H Princeton	56 45
			33	H Dayton	52 39	90	N FGCU	76 47		119	H Fordham	63 46
			37	A South Dakota St.	55 60	92	A Saint Louis	59 67		124	A Duquesne	75 40
			40	N Western Ky.	68 49					124	H Duquesne	63 73
										124	N Duquesne	58 62
										147	H VCU	81 67
										170	A La Salle	79 65
										185	A American	61 66
										193	A George Mason	79 71
										193	H George Mason	80 49
										207	H Illinois	72 56
										231	A Richmond	63 44
										249	H St. Bonaventure	63 57
										268	H Loyola Maryland	74 64
										277	H Davidson	76 62
										288	H Coppin St.	77 46
										301	A Rhode Island	72 44
										311	A Massachusetts	60 54
LAST 12 Division I GAMES:												
			124	N Duquesne	58 62	170	A La Salle	79 65				
			231	A Richmond	63 44	119	H Fordham	63 46				
			193	H George Mason	80 49	124	H Duquesne	63 73				
			249	H St. Bonaventure	63 57	92	A Saint Louis	59 67				
			33	H Dayton	52 39	311	A Massachusetts	60 54				
			301	A Rhode Island	72 44	277	H Davidson	76 62				

Non-Div I Games:

George Washington

Georgetown

Through Games Of March 10, 2017

Average RPI Win:	179	WON-LOST	WINNING	LAST 10	STRENGTH OF	OPP. STRENGTH	TEAM	ADJ.	CONF.	ADJ CONF.
Average RPI Loss:	46	RECORD	PCT. RANK	GAMES	SCHEDULE	OF SCHEDULE	RPI	RPI	RPI	RPI
DIV. I ONLY	17- 12	119	5- 5	68	74	71	71	7	7	
DIV. I NON-CONF.	8- 2	49	0- 0	103	91	26	26	7	7	
TOTALS	RPI 1-25	RPI 26-50	W-L RECORDS	RPI 51-100	RPI 101-150	RPI 150+				
17- 12	0- 4	0- 3	OVERALL	3- 4	3- 1	11- 0				
8- 4	0- 2	0- 1	HOME	2- 1	1- 0	5- 0				
7- 8	0- 2	0- 2	AWAY	0- 3	1- 1	6- 0				
2- 0	0- 0	0- 0	NEUTRAL	1- 0	1- 0	0- 0				
8- 2	0- 0	0- 0	NON-CONFERENCE	2- 1	3- 1	3- 0				
3- 0	0- 0	0- 0	HOME	1- 0	1- 0	1- 0				
3- 2	0- 0	0- 0	AWAY	0- 1	1- 1	2- 0				
2- 0	0- 0	0- 0	NEUTRAL	1- 0	1- 0	0- 0				
9- 10	0- 4	0- 3	CONFERENCE	1- 3	0- 0	8- 0				
5- 4	0- 2	0- 1	HOME	1- 1	0- 0	4- 0				
4- 6	0- 2	0- 2	AWAY	0- 2	0- 0	4- 0				
0- 0	0- 0	0- 0	NEUTRAL	0- 0	0- 0	0- 0				

RPI 1-25				RPI 26-50				RPI 51-100 Team's RPI: 71				RPI 101+			
RPI	S	Opponent	Score	RPI	S	Opponent	Score	RPI	S	Opponent	Score	RPI	S	Opponent	Score
17	A	DePaul	70 79	28	A	Marquette	66 80	53	H	George Washington	72 57	105	A	Virginia Tech	63 73
17	H	DePaul	53 76	28	A	Marquette	70 80	66	A	Villanova	50 71	134	H	Alabama	70 59
23	A	Creighton	68 70	28	H	Marquette	77 84	66	H	Villanova	54 49	138	A	Delaware	54 46
23	H	Creighton	59 67					69	A	St. John's (NY)	54 65	142	N	Wright St.	67 60
								69	H	St. John's (NY)	66 71	193	H	George Mason	69 56
								73	A	Minnesota	60 68	195	A	Providence	71 39
								87	N	Penn St.	68 54	195	H	Providence	72 70
												198	A	Seton Hall	77 60
												198	H	Seton Hall	77 58
												206	A	Xavier	69 64
												206	H	Xavier	81 63
												212	A	Towson	75 59
												259	A	Butler	58 52
												259	H	Butler	83 72
												310	A	FIU	66 53
LAST 12 Division I GAMES:															
28	A	Marquette	66 80	198	A	Seton Hall	77 60								
17	A	DePaul	70 79	23	H	Creighton	59 67								
28	A	Marquette	70 80	195	H	Providence	72 70								
206	H	Xavier	81 63	66	H	Villanova	54 49								
259	H	Butler	83 72	259	A	Butler	58 52								
69	A	St. John's (NY)	54 65	206	A	Xavier	69 64								

Non-Div I Games:

Georgetown

■ Loss,
■ Non-Conf,
■ S Site,
■ H Home
■ A Away
N Neutral

Average RPI Win: 136	WON-LOST	WINNING	LAST 10	STRENGTH OF	OPP. STRENGTH	TEAM	ADJ.	CONF.	ADJ CONF.
Average RPI Loss: 53	RECORD	PCT. RANK	GAMES	SCHEDULE	OF SCHEDULE	RPI	RPI	RPI	RPI
DIV. I ONLY	16- 15	166	6- 4	41	15	85	85	2	2
DIV. I NON-CONF.	8- 5	125	0- 0	185	105	153	153	2	2
TOTALS	RPI 1-25	RPI 26-50	W-L RECORDS	RPI 51-100	RPI 101-150	RPI 150+			
16- 15	2- 7	3- 1	OVERALL	3- 5	2- 1	6- 1			
11- 5	2- 2	1- 0	HOME	2- 2	2- 0	4- 1			
3- 8	0- 4	1- 0	AWAY	0- 3	0- 1	2- 0			
2- 2	0- 1	1- 1	NEUTRAL	1- 0	0- 0	0- 0			
8- 5	0- 0	0- 1	NON-CONFERENCE	3- 3	0- 0	5- 1			
6- 2	0- 0	0- 0	HOME	2- 1	0- 0	4- 1			
1- 2	0- 0	0- 0	AWAY	0- 2	0- 0	1- 0			
1- 1	0- 0	0- 1	NEUTRAL	1- 0	0- 0	0- 0			
8- 10	2- 7	3- 0	CONFERENCE	0- 2	2- 1	1- 0			
5- 3	2- 2	1- 0	HOME	0- 1	2- 0	0- 0			
2- 6	0- 4	1- 0	AWAY	0- 1	0- 1	1- 0			
1- 1	0- 1	1- 0	NEUTRAL	0- 0	0- 0	0- 0			

RPI	S	Opponent	Score	RPI	S	Opponent	Score	RPI	S	Opponent	Score	RPI	S	Opponent	Score
3	A	South Carolina	63 66	30	N	South Fla.	65 81	52	H	Virginia	43 66	112	H	Vanderbilt	70 68
3	H	South Carolina	44 62	36	H	LSU	70 65	61	A	Georgia Tech	45 52	118	A	Ole Miss	62 69
3	N	South Carolina	48 72	46	A	Auburn	57 51	73	N	Minnesota	70 58	134	H	Alabama	71 65
5	A	Mississippi St.	49 58	46	N	Auburn	56 52	80	A	Oklahoma St.	51 71	172	A	Arkansas	69 66
14	A	Kentucky	61 82					83	A	Florida	58 65	182	A	Cincinnati	51 48
14	H	Kentucky	56 66					83	H	Florida	68 76	228	H	Samford	59 65
20	H	Tennessee	81 78					88	H	BYU	81 51	256	H	Furman	67 62
21	H	Texas A&M	69 59					91	H	Mercer	72 64	272	H	Kennesaw St.	82 40
24	A	Missouri	45 63									278	H	Western Caro.	78 43
												348	H	South Carolina St.	64 50
LAST 12 Division I GAMES:															
		3 N South Carolina	48 72			46 A Auburn	57 51								
		46 N Auburn	56 52			14 H Kentucky	56 66								
		83 A Florida	58 65			20 H Tennessee	81 78								
		134 H Alabama	71 65			172 A Arkansas	69 66								
		36 H LSU	70 65			118 A Ole Miss	62 69								
		5 A Mississippi St.	49 58			3 H South Carolina	44 62								

Non-Div I Games:

Georgia

■ Loss,
 ■ Non-Conf,
 ■ S Site,
 ■ H Home
 ■ A Away
 N Neutral

Average RPI Win:	217	WON-LOST	WINNING	LAST 10	STRENGTH OF	OPP. STRENGTH	TEAM	ADJ.	CONF.	ADJ CONF.
Average RPI Loss:	182	RECORD	PCT. RANK	GAMES	SCHEDULE	OF SCHEDULE	RPI	RPI	RPI	RPI
DIV. I ONLY	11- 18	244	5- 5	274	205	261	261	21	21	
DIV. I NON-CONF.	3- 7	250	0- 0	205	144	264	264	19	19	
TOTALS	RPI 1-25	RPI 26-50	W-L RECORDS	RPI 51-100	RPI 101-150	RPI 150+				
11- 18	0- 0	0- 2	OVERALL	1- 2	1- 4	9- 10				
4- 9	0- 0	0- 1	HOME	1- 0	0- 2	3- 6				
6- 6	0- 0	0- 1	AWAY	0- 1	1- 2	5- 2				
1- 3	0- 0	0- 0	NEUTRAL	0- 1	0- 0	1- 2				
3- 7	0- 0	0- 1	NON-CONFERENCE	0- 2	0- 1	3- 3				
1- 3	0- 0	0- 1	HOME	0- 0	0- 0	1- 2				
1- 2	0- 0	0- 0	AWAY	0- 1	0- 1	1- 0				
1- 2	0- 0	0- 0	NEUTRAL	0- 1	0- 0	1- 1				
8- 11	0- 0	0- 1	CONFERENCE	1- 0	1- 3	6- 7				
3- 6	0- 0	0- 0	HOME	1- 0	0- 2	2- 4				
5- 4	0- 0	0- 1	AWAY	0- 0	1- 1	4- 2				
0- 1	0- 0	0- 0	NEUTRAL	0- 0	0- 0	0- 1				

RPI 1-25			RPI 26-50			RPI 51-100			RPI 101+ Team's RPI: 261		
RPI	S	Opponent	Score	RPI	S	Opponent	Score	RPI	S	Opponent	Score
				27	H	Elon	67 84	61	A	Georgia Tech	42 73
				45	A	Little Rock	45 52	84	H	UT Arlington	64 59
								87	N	Penn St.	42 69
LAST 12 Division I GAMES:											
				242	N	South Ala.	44 49	214	A	Appalachian St.	59 55
				247	H	Ga. Southern	63 62	255	A	Coastal Caro.	69 48
				45	A	Little Rock	45 52	145	H	Louisiana	64 70
				317	A	Arkansas St.	57 59	331	H	La.-Monroe	87 35
				84	H	UT Arlington	64 59	126	A	Troy	68 65
				169	H	Texas St.	51 62	242	A	South Ala.	55 45
								272	H	Kennesaw St.	62 59
								284	N	Eastern Mich.	59 69
								317	A	Arkansas St.	57 59
								331	A	La.-Monroe	63 72
								331	H	La.-Monroe	87 35

Non-Div I Games: Allen 96 58

Georgia St.

Loss, Non-Conf, S Site, H Home A Away N Neutral

Georgia Tech

Through Games Of March 10, 2017

Average RPI Win:	140	WON-LOST	WINNING	LAST 10	STRENGTH OF	OPP. STRENGTH	TEAM	ADJ.	CONF.	ADJ CONF.
Average RPI Loss:	47	RECORD	PCT. RANK	GAMES	SCHEDULE	OF SCHEDULE	RPI	RPI	RPI	RPI
DIV. I ONLY	17- 14	141	4- 6	26	33	61	61	3	3	
DIV. I NON-CONF.	11- 2	23	0- 0	69	113	29	29	4	4	
TOTALS	RPI 1-25	RPI 26-50	W-L RECORDS	RPI 51-100	RPI 101-150	RPI 150+				
17- 14	1- 7	2- 2	OVERALL	3- 2	3- 3	8- 0				
11- 5	0- 3	1- 2	HOME	2- 0	3- 0	5- 0				
3- 8	0- 3	0- 0	AWAY	1- 2	0- 3	2- 0				
3- 1	1- 1	1- 0	NEUTRAL	0- 0	0- 0	1- 0				
11- 2	1- 0	1- 1	NON-CONFERENCE	3- 0	1- 1	5- 0				
7- 1	0- 0	0- 1	HOME	2- 0	1- 0	4- 0				
2- 1	0- 0	0- 0	AWAY	1- 0	0- 1	1- 0				
2- 0	1- 0	1- 0	NEUTRAL	0- 0	0- 0	0- 0				
6- 12	0- 7	1- 1	CONFERENCE	0- 2	2- 2	3- 0				
4- 4	0- 3	1- 1	HOME	0- 0	2- 0	1- 0				
1- 7	0- 3	0- 0	AWAY	0- 2	0- 2	1- 0				
1- 1	0- 1	0- 0	NEUTRAL	0- 0	0- 0	1- 0				

RPI 1-25				RPI 26-50				RPI 51-100 Team's RPI: 61				RPI 101+			
RPI	S	Opponent	Score	RPI	S	Opponent	Score	RPI	S	Opponent	Score	RPI	S	Opponent	Score
2	A	Notre Dame	69 90	31	H	Syracuse	75 66	52	A	Virginia	64 65	105	H	Virginia Tech	87 81
2	H	Notre Dame	38 55	33	N	Dayton	81 68	82	A	Middle Tenn.	61 60	114	A	Clemson	61 62
8	H	Duke	68 75	38	H	North Carolina St.	67 75	85	H	Georgia	52 45	114	H	Clemson	72 58
11	A	Louisville	51 91	47	H	Michigan	52 92	86	A	Wake Forest	65 70	116	H	Princeton	67 51
12	H	Florida St.	63 69					91	H	Mercer	70 50	120	A	North Carolina	88 89
15	A	Miami (FL)	70 75									134	A	Alabama	65 67
15	N	Miami (FL)	71 87									163	H	Pittsburgh	71 57
24	N	Missouri	72 70									177	A	Boston College	71 67
												177	N	Boston College	71 67
												209	H	Alabama St.	70 48
												214	H	Appalachian St.	81 52
												228	H	Samford	62 57
												261	H	Georgia St.	73 42
												272	A	Kennesaw St.	86 49
LAST 12 Division I GAMES:															
		15 N Miami (FL)	71 87			2 A Notre Dame	69 90								
		177 N Boston College	71 67			38 H North Carolina St.	67 75								
		15 A Miami (FL)	70 75			105 H Virginia Tech	87 81								
		114 H Clemson	72 58			52 A Virginia	64 65								
		163 H Pittsburgh	71 57			114 A Clemson	61 62								
		120 A North Carolina	88 89			12 H Florida St.	63 69								

Non-Div I Games:

Georgia Tech

■ Loss,
 ■ Non-Conf, S Site,
 ■ Home
 ■ Away
 N Neutral

Average RPI Win: 192	WON-LOST	WINNING	LAST 10	STRENGTH OF	OPP. STRENGTH	TEAM	ADJ.	CONF.	ADJ CONF.
Average RPI Loss: 141	RECORD	PCT. RANK	GAMES	SCHEDULE	OF SCHEDULE	RPI	RPI	RPI	RPI
DIV. I ONLY	26- 6	19	8- 2	224	112	64	64	15	15
DIV. I NON-CONF.	9- 2	37	0- 0	194	54	68	68	13	13
TOTALS	RPI 1-25	RPI 26-50	W-L RECORDS	RPI 51-100	RPI 101-150	RPI 150+			
26- 6	1- 1	0- 1	OVERALL	2- 1	7- 1	16- 2			
14- 1	0- 0	0- 0	HOME	2- 0	3- 0	9- 1			
8- 3	1- 0	0- 0	AWAY	0- 1	2- 1	5- 1			
4- 2	0- 1	0- 1	NEUTRAL	0- 0	2- 0	2- 0			
9- 2	1- 1	0- 1	NON-CONFERENCE	1- 0	2- 0	5- 0			
6- 0	0- 0	0- 0	HOME	1- 0	1- 0	4- 0			
2- 0	1- 0	0- 0	AWAY	0- 0	1- 0	0- 0			
1- 2	0- 1	0- 1	NEUTRAL	0- 0	0- 0	1- 0			
17- 4	0- 0	0- 0	CONFERENCE	1- 1	5- 1	11- 2			
8- 1	0- 0	0- 0	HOME	1- 0	2- 0	5- 1			
6- 3	0- 0	0- 0	AWAY	0- 1	1- 1	5- 1			
3- 0	0- 0	0- 0	NEUTRAL	0- 0	2- 0	1- 0			

RPI 1-25				RPI 26-50				RPI 51-100				Team's RPI: 64	RPI 101+			
RPI	S	Opponent	Score	RPI	S	Opponent	Score	RPI	S	Opponent	Score		RPI	S	Opponent	Score
6	A	Stanford	68 63	47	N	Michigan	66 78	68	H	Northwestern	67 56		103	H	Washington St.	79 61
12	N	Florida St.	69 87					88	A	BYU	63 71		111	A	St. Mary's (CA)	79 75
								88	H	BYU	87 52		111	H	St. Mary's (CA)	59 58
													111	N	St. Mary's (CA)	86 75
													136	A	Eastern Wash.	73 54
													139	A	San Francisco	72 77
													139	H	San Francisco	61 46
													139	N	San Francisco	77 46
													161	A	Santa Clara	50 49
													161	H	Santa Clara	51 39
													202	A	Loyola Marymount	80 56
													202	H	Loyola Marymount	73 61
													216	H	Presbyterian	79 39
													223	A	San Diego	57 55
													223	H	San Diego	62 57
													244	A	Pacific	74 58
													244	H	Pacific	63 65
													244	N	Pacific	91 59
													275	H	Colgate	72 42
													276	A	Portland	85 50
													276	H	Portland	67 55
													295	H	Nicholls St.	78 46
													314	A	Pepperdine	69 79
													314	H	Pepperdine	83 61
													328	H	UC Irvine	102 38
													345	N	Winthrop	71 41
LAST 12 Division I GAMES:																
111	N	St. Mary's (CA)	86 75	139	A	San Francisco	72 77									
139	N	San Francisco	77 46	111	H	St. Mary's (CA)	59 58									
244	N	Pacific	91 59	202	H	Loyola Marymount	73 61									
88	A	BYU	63 71	161	A	Santa Clara	50 49									
223	H	San Diego	62 57	88	H	BYU	87 52									
244	A	Pacific	74 58	314	H	Pepperdine	83 61									

Non-Div I Games:

Gonzaga

■ Loss,
■ Non-Conf, S Site,
■ Home
■ Away
N Neutral

G
r
a
m
b
l
i
n
g

G
r
a
m
b
l
i
n
g

Grambling

RPI	S	Opponent	Score
349	H	Alabama A&M	87 57

G
r
a
m
b
l
i
n
g

G
r
a
m
b
l
i
n
g

Grambling

Average RPI Win: 290		WON-LOST	WINNING	LAST 10	STRENGTH OF	OPP. STRENGTH	TEAM	ADJ.	CONF.	ADJ CONF.
Average RPI Loss: 179		RECORD	PCT. RANK	GAMES	SCHEDULE	OF SCHEDULE	RPI	RPI	RPI	RPI
DIV. I ONLY		14- 12	151	5- 5	326	297	245	245	29	29
DIV. I NON-CONF.		7- 5	137	0- 0	292	217	197	197	29	29
TOTALS		RPI 1-25	RPI 26-50	W-L RECORDS	RPI 51-100	RPI 101-150	RPI 150+			
14- 12	0- 2		0- 0	OVERALL	0- 0	1- 2	13- 8			
11- 3	0- 1		0- 0	HOME	0- 0	1- 1	10- 1			
3- 9	0- 1		0- 0	AWAY	0- 0	0- 1	3- 7			
0- 0	0- 0		0- 0	NEUTRAL	0- 0	0- 0	0- 0			
7- 5	0- 2		0- 0	NON-CONFERENCE	0- 0	1- 0	6- 3			
6- 1	0- 1		0- 0	HOME	0- 0	1- 0	5- 0			
1- 4	0- 1		0- 0	AWAY	0- 0	0- 0	1- 3			
0- 0	0- 0		0- 0	NEUTRAL	0- 0	0- 0	0- 0			
7- 7	0- 0		0- 0	CONFERENCE	0- 0	0- 2	7- 5			
5- 2	0- 0		0- 0	HOME	0- 0	0- 1	5- 1			
2- 5	0- 0		0- 0	AWAY	0- 0	0- 1	2- 4			
0- 0	0- 0		0- 0	NEUTRAL	0- 0	0- 0	0- 0			

RPI 1-25					
RPI	S	Opponent	Score		
8	A	Duke	47	90	
10	H	Washington	66	101	

RPI 26-50					
RPI	S	Opponent	Score		

RPI 51-100					
RPI	S	Opponent	Score		

RPI 101+					
RPI	S	Opponent	Score		
140	A	New Mexico St.	60	67	
140	H	New Mexico St.	65	81	
150	H	Idaho	64	60	
156	A	Rice	50	64	
187	A	UC Riverside	64	77	
215	A	Seattle U	60	86	
215	H	Seattle U	82	77	
236	A	UTRGV	49	52	
236	H	UTRGV	60	59	
241	A	Hawaii	47	51	
263	A	CSU Bakersfield	59	74	
263	H	CSU Bakersfield	64	80	
273	H	Cal Poly	64	59	
291	A	Southern Utah	76	73	
293	A	UMKC	65	77	
293	H	UMKC	75	64	
294	H	Northern Ariz.	76	65	
307	H	Alcorn	77	44	
309	H	Denver	73	70	
332	A	Utah Valley	62	46	
332	H	Utah Valley	60	42	
338	H	Fla. Atlantic	81	60	
343	A	Chicago St.	73	62	
343	H	Chicago St.	57	39	

Team's RPI: 245					
-----------------	--	--	--	--	--

LAST 12 Division I GAMES:					
263	H	CSU Bakersfield	64	80	
293	A	UMKC	65	77	
343	A	Chicago St.	73	62	
332	H	Utah Valley	60	42	
215	H	Seattle U	82	77	
140	A	New Mexico St.	60	67	
236	A	UTRGV	49	52	
263	A	CSU Bakersfield	59	74	
343	H	Chicago St.	57	39	
293	H	UMKC	75	64	
215	A	Seattle U	60	86	
236	H	UTRGV	60	59	

Non-Div I Games:	Chaminade	85	55
------------------	-----------	----	----

Grand Canyon

Loss, Non-Conf, S Site, H Home A Away N Neutral

Average RPI Win:	274	WON-LOST	WINNING	LAST 10	STRENGTH OF	OPP. STRENGTH	TEAM	ADJ.	CONF.	ADJ CONF.
Average RPI Loss:	143	RECORD	PCT. RANK	GAMES	SCHEDULE	OF SCHEDULE	RPI	RPI	RPI	RPI
DIV. I ONLY	19- 12	109	6- 4	299	288	160	160	32	32	
DIV. I NON-CONF.	6- 7	182	0- 0	79	34	91	91	31	31	
TOTALS	RPI 1-25	RPI 26-50	W-L RECORDS	RPI 51-100	RPI 101-150	RPI 150+				
19- 12	1- 1	0- 2	OVERALL	0- 3	1- 1	17- 5				
8- 2	1- 0	0- 0	HOME	0- 0	0- 0	7- 2				
5- 10	0- 1	0- 2	AWAY	0- 3	0- 1	5- 3				
6- 0	0- 0	0- 0	NEUTRAL	0- 0	1- 0	5- 0				
6- 7	1- 1	0- 2	NON-CONFERENCE	0- 3	1- 1	4- 0				
2- 0	1- 0	0- 0	HOME	0- 0	0- 0	1- 0				
0- 7	0- 1	0- 2	AWAY	0- 3	0- 1	0- 0				
4- 0	0- 0	0- 0	NEUTRAL	0- 0	1- 0	3- 0				
13- 5	0- 0	0- 0	CONFERENCE	0- 0	0- 0	13- 5				
6- 2	0- 0	0- 0	HOME	0- 0	0- 0	6- 2				
5- 3	0- 0	0- 0	AWAY	0- 0	0- 0	5- 3				
2- 0	0- 0	0- 0	NEUTRAL	0- 0	0- 0	2- 0				

RPI 1-25				RPI 26-50				RPI 51-100				RPI 101+ Team's RPI: 160			
RPI	S	Opponent	Score	RPI	S	Opponent	Score	RPI	S	Opponent	Score	RPI	S	Opponent	Score
3	A	South Carolina	38 92	38	A	North Carolina St.	56 81	63	A	Iowa	51 84	128	N	Maine	58 49
18	H	Temple	71 65	39	A	James Madison	50 71	68	A	Northwestern	48 67	135	A	Old Dominion	58 61
								90	A	FGCU	49 60	167	A	Bethune-Cookman	56 66
												227	H	Howard	62 67
												228	N	Samford	63 57
												231	H	Richmond	72 45
												260	H	UMES	65 68
												260	N	UMES	66 56
												281	H	N.C. A&T	64 57
												281	N	N.C. A&T	64 62
												283	A	Norfolk St.	58 57
												283	H	Norfolk St.	77 65
												288	A	Coppin St.	65 61
												288	H	Coppin St.	78 54
												296	A	Savannah St.	51 55
												296	H	Savannah St.	75 46
												300	N	Lafayette	58 55
												324	A	Florida A&M	44 62
												327	N	Saint Peter's	71 42
												330	A	Morgan St.	71 58
												335	H	N.C. Central	60 36
												347	A	Delaware St.	83 52
												348	A	South Carolina St.	51 50
												348	H	South Carolina St.	80 46
LAST 12 Division I GAMES:															
				281	N	N.C. A&T	64 62	167	A	Bethune-Cookman	56 66				
				260	N	UMES	66 56	227	H	Howard	62 67				
				288	A	Coppin St.	65 61	348	A	South Carolina St.	51 50				
				283	H	Norfolk St.	77 65	296	A	Savannah St.	51 55				
				330	A	Morgan St.	71 58	260	H	UMES	65 68				
				324	A	Florida A&M	44 62	288	H	Coppin St.	78 54				

Non-Div I Games:

Hampton

■ Loss,
■ Non-Conf,
■ S Site,
■ H Home
■ A Away
N Neutral

Hartford

Through Games Of March 10, 2017

Average RPI Win:	241	WON-LOST	WINNING	LAST 10	STRENGTH OF	OPP. STRENGTH	TEAM	ADJ.	CONF.	ADJ CONF.
Average RPI Loss:	144	RECORD	PCT. RANK	GAMES	SCHEDULE	OF SCHEDULE	RPI	RPI	RPI	RPI
DIV. I ONLY	17- 14	141	3- 7	241	237	183	183	22	22	
DIV. I NON-CONF.	9- 4	85	0- 0	216	276	133	133	22	22	
TOTALS	RPI 1-25	RPI 26-50	W-L RECORDS	RPI 51-100	RPI 101-150	RPI 150+				
17- 14	0- 0	0- 1	OVERALL	0- 3	1- 5	16- 5				
7- 7	0- 0	0- 1	HOME	0- 2	0- 2	7- 2				
7- 6	0- 0	0- 0	AWAY	0- 1	1- 2	6- 3				
3- 1	0- 0	0- 0	NEUTRAL	0- 0	0- 1	3- 0				
9- 4	0- 0	0- 1	NON-CONFERENCE	0- 1	1- 0	8- 2				
3- 3	0- 0	0- 1	HOME	0- 1	0- 0	3- 1				
4- 1	0- 0	0- 0	AWAY	0- 0	1- 0	3- 1				
2- 0	0- 0	0- 0	NEUTRAL	0- 0	0- 0	2- 0				
8- 10	0- 0	0- 0	CONFERENCE	0- 2	0- 5	8- 3				
4- 4	0- 0	0- 0	HOME	0- 1	0- 2	4- 1				
3- 5	0- 0	0- 0	AWAY	0- 1	0- 2	3- 2				
1- 1	0- 0	0- 0	NEUTRAL	0- 0	0- 1	1- 0				

RPI S	Opponent	Score	RPI S	Opponent	Score	RPI S	Opponent	Score	RPI S	Opponent	Score	Team's RPI: 183
32	H Quinnipiac	59 82	77	A New Hampshire	50 58	110	A Albany (NY)	71 82				
			77	H New Hampshire	57 62	110	H Albany (NY)	52 58				
			90	H FGCU	63 70	110	N Albany (NY)	65 67				
						128	A Maine	62 73				
						128	H Maine	60 66				
						138	A Delaware	67 66				
						176	A Siena	80 76				
						177	H Boston College	65 56				
						181	A Hofstra	69 67				
						195	H Providence	65 77				
						200	H Sacred Heart	81 64				
						210	A Binghamton	59 60				
						210	H Binghamton	76 73				
						211	A UMBC	80 73				
						211	H UMBC	47 64				
						211	N UMBC	74 40				
						220	N Monmouth	75 72				
						258	A Stony Brook	62 40				
						258	H Stony Brook	65 52				
						265	A Niagara	62 75				
						274	A Vermont	70 76				
						274	H Vermont	68 55				
						283	N Norfolk St.	61 51				
						306	A Central Conn. St.	68 58				
						311	H Massachusetts	75 56				
						344	A UMass Lowell	84 64				
LAST 12 Division I GAMES:												
110	N Albany (NY)	65 67	344	A UMass Lowell	84 64							
211	N UMBC	74 40	211	H UMBC	47 64							
110	H Albany (NY)	52 58	128	H Maine	60 66							
210	A Binghamton	59 60	274	A Vermont	70 76							
77	H New Hampshire	57 62	110	A Albany (NY)	71 82							
258	A Stony Brook	62 40	210	H Binghamton	76 73							

Non-Div I Games:

Hartford

 Loss,
 Non-Conf,
 S Site,
H Home
 A Away
N Neutral

RPI S Opponent Score

RPI	S	Opponent	Score
344	H	UMass Lowell	80 59

H
a
r
t
f
o
r
d

H
a
r
t
f
o
r
d

Hartford

Average RPI Win:	177	WON-LOST	WINNING	LAST 10	STRENGTH OF	OPP. STRENGTH	TEAM	ADJ.	CONF.	ADJ CONF.
Average RPI Loss:	97	RECORD	PCT. RANK	GAMES	SCHEDULE	OF SCHEDULE	RPI	RPI	RPI	RPI
DIV. I ONLY	20- 7	50	4- 6	87	131	43	43	8	8	
DIV. I NON-CONF.	12- 1	7	0- 0	143	186	19	19	9	9	
TOTALS	RPI 1-25	RPI 26-50	W-L RECORDS	RPI 51-100	RPI 101-150	RPI 150+				
20- 7	1- 0	0- 0	OVERALL	1- 3	3- 4	15- 0				
10- 2	1- 0	0- 0	HOME	0- 1	3- 1	6- 0				
8- 5	0- 0	0- 0	AWAY	0- 2	0- 3	8- 0				
2- 0	0- 0	0- 0	NEUTRAL	1- 0	0- 0	1- 0				
12- 1	1- 0	0- 0	NON-CONFERENCE	1- 1	1- 0	9- 0				
5- 0	1- 0	0- 0	HOME	0- 0	1- 0	3- 0				
5- 1	0- 0	0- 0	AWAY	0- 1	0- 0	5- 0				
2- 0	0- 0	0- 0	NEUTRAL	1- 0	0- 0	1- 0				
8- 6	0- 0	0- 0	CONFERENCE	0- 2	2- 4	6- 0				
5- 2	0- 0	0- 0	HOME	0- 1	2- 1	3- 0				
3- 4	0- 0	0- 0	AWAY	0- 1	0- 3	3- 0				
0- 0	0- 0	0- 0	NEUTRAL	0- 0	0- 0	0- 0				

RPI 1-25				RPI 26-50				Team's RPI: 43		RPI 51-100				RPI 101+			
RPI	S	Opponent	Score	RPI	S	Opponent	Score			RPI	S	Opponent	Score	RPI	S	Opponent	Score
18	H	Temple	73 62							56	A	Penn	43 63	116	A	Princeton	58 63
										56	H	Penn	46 64	116	H	Princeton	60 64
										73	A	Minnesota	87 103	127	A	Cornell	52 57
										97	N	Buffalo	74 62	127	H	Cornell	62 59
														128	H	Maine	69 62
														133	A	Yale	52 57
														133	H	Yale	76 56
														155	A	Brown	66 63
														155	H	Brown	69 59
														165	H	Fairfield	58 44
														170	A	La Salle	66 64
														176	A	Siena	65 58
														189	A	Kansas	69 59
														194	A	Columbia	58 55
														194	H	Columbia	70 68
														200	A	Sacred Heart	68 60
														219	A	Dartmouth	70 61
														219	H	Dartmouth	70 65
														221	N	UNC Asheville	79 62
														226	A	Boston U.	65 52
														228	H	Samford	57 52
														321	H	NJIT	59 38
LAST 12 Division I GAMES:																	
				56	H	Penn	46 64			133	H	Yale	76 56				
				116	H	Princeton	60 64			155	H	Brown	69 59				
				155	A	Brown	66 63			116	A	Princeton	58 63				
				133	A	Yale	52 57			56	A	Penn	43 63				
				127	A	Cornell	52 57			194	H	Columbia	70 68				
				194	A	Columbia	58 55			127	H	Cornell	62 59				

Non-Div I Games:

Harvard

RPI 1-25			
RPI	S	Opponent	Score
5	H	Mississippi St.	41 66
9	A	UCLA	49 72
RPI 26-50			
RPI	S	Opponent	Score
35	H	Oregon	49 86
48	A	Boise St.	49 61
RPI 51-100			
RPI	S	Opponent	Score
81	A	UC Davis	55 70
81	H	UC Davis	50 69
89	A	Southern California	44 76
Team's RPI: 241			
RPI	S	Opponent	Score
115	A	Long Beach St.	57 68
115	H	Long Beach St.	66 63
140	H	New Mexico St.	56 53
154	A	CSUN	56 67
154	H	CSUN	49 60
154	N	CSUN	64 71
187	A	UC Riverside	45 63
187	H	UC Riverside	59 79
197	A	UC Santa Barbara	62 74
197	H	UC Santa Barbara	52 67
203	H	San Jose St.	61 77
245	H	Grand Canyon	51 47
263	A	CSU Bakersfield	51 58
273	A	Cal Poly	87 79
273	H	Cal Poly	66 57
273	N	Cal Poly	71 50
285	A	Nevada	59 67
319	H	Youngstown St.	72 50
328	A	UC Irvine	73 60
328	H	UC Irvine	79 62
346	A	Cal St. Fullerton	55 45
346	H	Cal St. Fullerton	60 50
LAST 12 Division I GAMES:			
154	N	CSUN	64 71
273	N	Cal Poly	71 50
115	H	Long Beach St.	66 63
346	A	Cal St. Fullerton	55 45
328	A	UC Irvine	73 60
154	H	CSUN	49 60
81	H	UC Davis	50 69
197	H	UC Santa Barbara	52 67
187	H	UC Riverside	59 79
154	A	CSUN	56 67
187	A	UC Riverside	45 63
273	H	Cal Poly	66 57

Hawaii

Page 122

Average RPI Win:	267	WON-LOST	WINNING	LAST 10	STRENGTH OF	OPP. STRENGTH	TEAM	ADJ.	CONF.	ADJ CONF.
Average RPI Loss:	184	RECORD	PCT. RANK	GAMES	SCHEDULE	OF SCHEDULE	RPI	RPI	RPI	RPI
DIV. I ONLY	13- 15	199	8- 2	270	309	232	232	28	28	
DIV. I NON-CONF.	0- 9	335	0- 0	166	225	334	334	28	28	
TOTALS	RPI 1-25	RPI 26-50	W-L RECORDS	RPI 51-100	RPI 101-150	RPI 150+				
13- 15	0- 0	0- 1	OVERALL	0- 1	1- 3	12- 10				
7- 6	0- 0	0- 0	HOME	0- 1	1- 1	6- 4				
6- 8	0- 0	0- 0	AWAY	0- 0	0- 0	6- 0				
0- 1	0- 0	0- 0	NEUTRAL	0- 0	0- 0	0- 1				
0- 9	0- 0	0- 1	NON-CONFERENCE	0- 1	0- 2	0- 5				
0- 4	0- 0	0- 0	HOME	0- 1	0- 1	0- 2				
0- 5	0- 0	0- 1	AWAY	0- 0	0- 1	0- 3				
0- 0	0- 0	0- 0	NEUTRAL	0- 0	0- 0	0- 0				
13- 6	0- 0	0- 0	CONFERENCE	0- 0	1- 1	12- 5				
7- 2	0- 0	0- 0	HOME	0- 0	1- 0	6- 2				
6- 3	0- 0	0- 0	AWAY	0- 0	0- 1	6- 2				
0- 1	0- 0	0- 0	NEUTRAL	0- 0	0- 0	0- 1				

RPI 1-25			RPI 26-50			RPI 51-100			RPI 101+			Team's RPI: 232
RPI	S	Opponent	Score	RPI	S	Opponent	Score	RPI	S	Opponent	Score	
				41	A	West Virginia	59 82	72	H	Ohio	48 76	
								102	H	Stetson	47 81	
								118	A	Ole Miss	62 73	
								125	A	Radford	56 59	
								125	H	Radford	74 64	
								191	A	UAB	66 75	
								192	A	Campbell	33 58	
								192	H	Campbell	53 69	
								201	H	UNCG	67 69	
								216	A	Presbyterian	72 64	
								216	H	Presbyterian	87 60	
								216	N	Presbyterian	48 55	
								221	A	UNC Asheville	76 60	
								221	H	UNC Asheville	81 70	
								235	A	Liberty	74 81	
								235	H	Liberty	78 69	
								240	A	Charleston So.	64 62	
								240	H	Charleston So.	68 74	
								277	A	Davidson	72 82	
								278	A	Western Caro.	64 73	
								283	H	Norfolk St.	60 63	
LAST 12 Division I GAMES:												
				216	N	Presbyterian	48 55	235	H	Liberty	78 69	
				125	H	Radford	74 64	312	A	Gardner-Webb	84 65	
				342	H	Longwood	81 60	345	A	Winthrop	70 57	
				216	A	Presbyterian	72 64	221	H	UNC Asheville	81 70	
				240	A	Charleston So.	64 62	342	A	Longwood	80 49	
				192	H	Campbell	53 69	345	H	Winthrop	70 57	
								216	H	Presbyterian	87 60	
								345	H	Winthrop	88 43	

Non-Div I Games: Spring Hill 74 58 Brevard 89 42

High Point

Loss, Non-Conf, S Site, H Home A Away N Neutral

Hofstra

Through Games Of March 10, 2017

Average RPI Win: 199	WON-LOST	WINNING	LAST 10	STRENGTH OF	OPP. STRENGTH	TEAM	ADJ.	CONF.	ADJ CONF.
Average RPI Loss: 127	RECORD	PCT. RANK	GAMES	SCHEDULE	OF SCHEDULE	RPI	RPI	RPI	RPI
DIV. I ONLY	13- 18	219	4- 6	118	137	181	181	9	9
DIV. I NON-CONF.	7- 4	114	0- 0	193	319	124	124	8	8
TOTALS	RPI 1-25	RPI 26-50	W-L RECORDS	RPI 51-100	RPI 101-150	RPI 150+			
13- 18	0- 0	0- 5	OVERALL	2- 2	2- 4	9- 7			
7- 7	0- 0	0- 2	HOME	1- 0	1- 1	5- 4			
5- 10	0- 0	0- 2	AWAY	1- 2	1- 3	3- 3			
1- 1	0- 0	0- 1	NEUTRAL	0- 0	0- 0	1- 0			
7- 4	0- 0	0- 0	NON-CONFERENCE	1- 1	1- 1	5- 2			
4- 1	0- 0	0- 0	HOME	0- 0	0- 0	4- 1			
3- 3	0- 0	0- 0	AWAY	1- 1	1- 1	1- 1			
0- 0	0- 0	0- 0	NEUTRAL	0- 0	0- 0	0- 0			
6- 14	0- 0	0- 5	CONFERENCE	1- 1	1- 3	4- 5			
3- 6	0- 0	0- 2	HOME	1- 0	1- 1	1- 3			
2- 7	0- 0	0- 2	AWAY	0- 1	0- 2	2- 2			
1- 1	0- 0	0- 1	NEUTRAL	0- 0	0- 0	1- 0			

RPI S	Opponent	Score	RPI S	Opponent	Score	RPI S	Opponent	Score	RPI S	Opponent	Score	Team's RPI: 181
27	A Elon	61 72	27	A Drexel	43 65	113	A Saint Joseph's	75 64				
27	H Elon	53 64	78	H Drexel	58 53	122	A Navy	69 78				
27	N Elon	50 78	81	A UC Davis	64 60	123	A William & Mary	65 81				
39	A James Madison	57 93	97	A Buffalo	50 74	123	H William & Mary	64 61				
39	H James Madison	50 61				138	A Delaware	45 56				
						138	H Delaware	56 73				
						157	A Northeastern	46 52				
						157	H Northeastern	51 53				
						183	H Hartford	67 69				
						185	H American	72 67				
						212	A Towson	70 61				
						212	H Towson	56 59				
						212	N Towson	77 66				
						217	A Col. of Charleston	55 71				
						217	H Col. of Charleston	85 81				
						218	A UNCW	66 54				
						218	H UNCW	54 56				
						233	H Marist	62 42				
						258	A Stony Brook	67 64				
						286	A Sacramento St.	85 97				
						311	H Massachusetts	71 55				
						347	H Delaware St.	64 44				
LAST 12 Division I GAMES:												
27	N Elon	50 78	27	A Elon	61 72							
212	N Towson	77 66	138	A Delaware	45 56							
157	A Northeastern	46 52	217	H Col. of Charleston	85 81							
78	H Drexel	58 53	123	A William & Mary	65 81							
212	H Towson	56 59	123	H William & Mary	64 61							
218	A UNCW	66 54	39	H James Madison	50 61							

Non-Div I Games:

Hofstra

■ Loss,
 ■ Non-Conf,
 ■ S Site,
 ■ H Home
 ■ A Away
 N Neutral

Holy Cross

Through Games Of March 10, 2017

Average RPI Win:	237	WON-LOST	WINNING	LAST 10	STRENGTH OF	OPP. STRENGTH	TEAM	ADJ.	CONF.	ADJ CONF.
Average RPI Loss:	201	RECORD	PCT. RANK	GAMES	SCHEDULE	OF SCHEDULE	RPI	RPI	RPI	RPI
DIV. I ONLY	8- 22	296	3- 7	303	254	318	318	24	24	
DIV. I NON-CONF.	2- 9	293	0- 0	284	254	336	336	26	26	
TOTALS	RPI 1-25	RPI 26-50	W-L RECORDS	RPI 51-100	RPI 101-150	RPI 150+				
8- 22	0- 0	0- 2	OVERALL	1- 2	0- 3	7- 15				
5- 10	0- 0	0- 1	HOME	1- 1	0- 2	4- 6				
3- 12	0- 0	0- 1	AWAY	0- 1	0- 1	3- 9				
0- 0	0- 0	0- 0	NEUTRAL	0- 0	0- 0	0- 0				
2- 9	0- 0	0- 2	NON-CONFERENCE	0- 1	0- 1	2- 5				
2- 3	0- 0	0- 1	HOME	0- 1	0- 1	2- 0				
0- 6	0- 0	0- 1	AWAY	0- 0	0- 0	0- 5				
0- 0	0- 0	0- 0	NEUTRAL	0- 0	0- 0	0- 0				
6- 13	0- 0	0- 0	CONFERENCE	1- 1	0- 2	5- 10				
3- 7	0- 0	0- 0	HOME	1- 0	0- 1	2- 6				
3- 6	0- 0	0- 0	AWAY	0- 1	0- 1	3- 4				
0- 0	0- 0	0- 0	NEUTRAL	0- 0	0- 0	0- 0				

RPI S	Opponent	Score	RPI S	Opponent	Score	RPI S	Opponent	Score	RPI S	Opponent	Score	Team's RPI: 318
			32	H Quinnipiac	55 78	70	A Bucknell	48 77	122	A Navy	56 57	
			34	A Arizona St.	33 63	70	H Bucknell	63 51	122	H Navy	71 73	
						87	H Penn St.	48 84	133	H Yale	70 71	
									159	A Army West Point	41 60	
									159	H Army West Point	59 67	
									185	A American	61 60	
									185	H American	51 46	
									219	A Dartmouth	49 53	
									226	A Boston U.	56 68	
									226	H Boston U.	49 66	
									233	H Marist	50 46	
									246	A Bryant	74 76	
									268	A Loyola Maryland	59 58	
									268	H Loyola Maryland	37 56	
									274	A Vermont	52 63	
									275	A Colgate	52 70	
									275	H Colgate	54 62	
									280	A Manhattan	56 60	
									300	A Lafayette	67 61	
									300	H Lafayette	70 85	
									300	H Lafayette	54 58	
									308	A Lehigh	64 80	
									308	H Lehigh	65 47	
									311	A Massachusetts	66 69	
									344	H UMass Lowell	62 47	
LAST 12 Division I GAMES:												
			300	H Lafayette	54 58	308	A Lehigh	64 80				
			268	H Loyola Maryland	37 56	300	H Lafayette	70 85				
			226	A Boston U.	56 68	70	H Bucknell	63 51				
			268	A Loyola Maryland	59 58	275	A Colgate	52 70				
			185	H American	51 46	122	H Navy	71 73				
			159	A Army West Point	41 60	185	A American	61 60				

Non-Div I Games:

Holy Cross

■ Loss,
■ Non-Conf,
■ S Site,
■ H Home
■ A Away
N Neutral

Average RPI Win:	205	WON-LOST	WINNING	LAST 10	STRENGTH OF	OPP. STRENGTH	TEAM	ADJ.	CONF.	ADJ CONF.
Average RPI Loss:	96	RECORD	PCT. RANK	GAMES	SCHEDULE	OF SCHEDULE	RPI	RPI	RPI	RPI
DIV. I ONLY	12- 19	237	4- 6	90	87	175	175	5	5	
DIV. I NON-CONF.	7- 6	157	0- 0	162	268	155	155	5	5	
TOTALS	RPI 1-25	RPI 26-50	W-L RECORDS	RPI 51-100	RPI 101-150	RPI 150+				
12- 19	0- 3	0- 1	OVERALL	0- 8	3- 3	9- 4				
6- 8	0- 1	0- 1	HOME	0- 4	1- 0	5- 2				
5- 9	0- 1	0- 0	AWAY	0- 3	2- 3	3- 2				
1- 2	0- 1	0- 0	NEUTRAL	0- 1	0- 0	1- 0				
7- 6	0- 0	0- 0	NON-CONFERENCE	0- 2	1- 3	6- 1				
4- 2	0- 0	0- 0	HOME	0- 1	0- 0	4- 1				
3- 3	0- 0	0- 0	AWAY	0- 0	1- 3	2- 0				
0- 1	0- 0	0- 0	NEUTRAL	0- 1	0- 0	0- 0				
5- 13	0- 3	0- 1	CONFERENCE	0- 6	2- 0	3- 3				
2- 6	0- 1	0- 1	HOME	0- 3	1- 0	1- 1				
2- 6	0- 1	0- 0	AWAY	0- 3	1- 0	1- 2				
1- 1	0- 1	0- 0	NEUTRAL	0- 0	0- 0	1- 0				

RPI 1-25				RPI 26-50				RPI 51-100				RPI 101+ Team's RPI: 175			
RPI	S	Opponent	Score	RPI	S	Opponent	Score	RPI	S	Opponent	Score	RPI	S	Opponent	Score
1	A	UConn	42 91	30	H	South Fla.	50 79	75	A	Tulane	56 82	104	A	Texas Tech	60 84
18	H	Temple	57 69					75	H	Tulane	49 57	107	A	UNLV	53 64
18	N	Temple	58 67					91	H	Mercer	60 64	115	A	Long Beach St.	55 65
								94	A	UCF	59 85	143	A	Tulsa	65 62
								94	H	UCF	48 62	143	H	Tulsa	71 66
								96	N	Central Ark.	55 69	145	A	Louisiana	69 64
								100	A	SMU	45 74	168	A	Memphis	65 66
								100	H	SMU	45 66	169	H	Texas St.	56 61
												171	A	East Carolina	73 62
												171	H	East Carolina	81 65
												182	A	Cincinnati	64 85
												182	H	Cincinnati	62 71
												182	N	Cincinnati	74 61
												186	A	UTSA	56 49
												217	H	Col. of Charleston	79 63
												224	H	Rutgers	53 51
												236	A	UTRGV	68 52
												307	H	Alcorn	85 70
												329	H	Southeastern La.	83 80
LAST 12 Division I GAMES:															
18	N	Temple	58 67	182	H	Cincinnati	62 71								
182	N	Cincinnati	74 61	94	A	UCF	59 85								
100	A	SMU	45 74	171	A	East Carolina	73 62								
171	H	East Carolina	81 65	75	H	Tulane	49 57								
30	H	South Fla.	50 79	1	A	UConn	42 91								
143	A	Tulsa	65 62	168	A	Memphis	65 66								

Non-Div I Games:

Houston

■ Loss,
 ■ Non-Conf,
 ■ S Site,
 ■ H Home
 ■ A Away
 N Neutral

Houston Baptist

Through Games Of March 10, 2017

Average RPI Win:	306	WON-LOST	WINNING	LAST 10	STRENGTH OF	OPP. STRENGTH	TEAM	ADJ.	CONF.	ADJ CONF.
Average RPI Loss:	198	RECORD	PCT. RANK	GAMES	SCHEDULE	OF SCHEDULE	RPI	RPI	RPI	RPI
DIV. I ONLY	4- 22	328	2- 8	265	299	337	337	27	27	
DIV. I NON-CONF.	0- 8	335	0- 0	157	137	328	328	27	27	
TOTALS	RPI 1-25	RPI 26-50	W-L RECORDS	RPI 51-100	RPI 101-150	RPI 150+				
4- 22	0- 2	0- 0	OVERALL	0- 3	0- 3	4- 14				
4- 9	0- 0	0- 0	HOME	0- 1	0- 2	4- 6				
0- 13	0- 0	0- 0	AWAY	0- 0	0- 0	0- 4				
0- 0	0- 0	0- 0	NEUTRAL	0- 0	0- 0	0- 0				
0- 8	0- 2	0- 0	NON-CONFERENCE	0- 0	0- 0	0- 6				
0- 4	0- 0	0- 0	HOME	0- 0	0- 0	0- 4				
0- 4	0- 2	0- 0	AWAY	0- 0	0- 0	0- 2				
0- 0	0- 0	0- 0	NEUTRAL	0- 0	0- 0	0- 0				
4- 14	0- 0	0- 0	CONFERENCE	0- 3	0- 3	4- 8				
4- 5	0- 0	0- 0	HOME	0- 1	0- 2	4- 2				
0- 9	0- 0	0- 0	AWAY	0- 2	0- 1	0- 6				
0- 0	0- 0	0- 0	NEUTRAL	0- 0	0- 0	0- 0				

RPI	S	Opponent	Score	RPI	S	Opponent	Score	RPI	S	Opponent	Score	RPI	S	Opponent	Score	Team's RPI: 337
7	A	Baylor	43 118					96	A	Central Ark.	39 83	106	H	Abilene Christian	60 89	
13	A	Texas	46 98					96	H	Central Ark.	49 80	130	A	Lamar University	22 74	
								99	A	SFA	49 86	130	H	Lamar University	53 81	
												156	H	Rice	53 79	
												158	H	Oral Roberts	65 75	
												172	A	Arkansas	40 101	
												178	H	Texas Southern	34 50	
												234	H	New Orleans	63 73	
												270	A	A&M-Corpus Christi	51 68	
												270	H	A&M-Corpus Christi	56 51	
												279	A	McNeese	53 68	
												279	H	McNeese	72 68	
												295	A	Nicholls St.	57 76	
												303	A	Northwestern St.	54 75	
												304	A	UTEP	45 75	
												329	H	Southeastern La.	71 87	
												331	H	La.-Monroe	65 77	
												333	A	Incarnate Word	54 69	
												333	H	Incarnate Word	68 51	
												340	A	Sam Houston St.	63 78	
												340	H	Sam Houston St.	61 51	
LAST 12 Division I GAMES:																
106	H	Abilene Christian	60 89	340	A	Sam Houston St.	63 78									
270	A	A&M-Corpus Christi	51 68	303	A	Northwestern St.	54 75									
130	A	Lamar University	22 74	270	H	A&M-Corpus Christi	56 51									
279	H	McNeese	72 68	333	A	Incarnate Word	54 69									
96	A	Central Ark.	39 83	295	A	Nicholls St.	57 76									
130	H	Lamar University	53 81	234	H	New Orleans	63 73									

Non-Div I Games: S'western Assemblie71 52 Arlington Baptist 75 55

Houston Baptist

Loss, Non-Conf, S Site, H Home A Away N Neutral

Average RPI Win:	296	WON-LOST	WINNING	LAST 10	STRENGTH OF	OPP. STRENGTH	TEAM	ADJ.	CONF.	ADJ CONF.
Average RPI Loss:	213	RECORD	PCT. RANK	GAMES	SCHEDULE	OF SCHEDULE	RPI	RPI	RPI	RPI
DIV. I ONLY	16- 13	139	6- 4	338	345	227	227	32	32	
DIV. I NON-CONF.	4- 8	230	0- 0	258	332	255	255	31	31	
TOTALS	RPI 1-25	RPI 26-50	W-L RECORDS	RPI 51-100	RPI 101-150	RPI 150+				
16- 13	0- 0	0- 2	OVERALL	0- 0	0- 1	16- 10				
9- 2	0- 0	0- 0	HOME	0- 0	0- 0	9- 2				
7- 10	0- 0	0- 2	AWAY	0- 0	0- 1	7- 7				
0- 1	0- 0	0- 0	NEUTRAL	0- 0	0- 0	0- 1				
4- 8	0- 0	0- 2	NON-CONFERENCE	0- 0	0- 1	4- 5				
2- 1	0- 0	0- 0	HOME	0- 0	0- 0	2- 1				
2- 7	0- 0	0- 2	AWAY	0- 0	0- 1	2- 4				
0- 0	0- 0	0- 0	NEUTRAL	0- 0	0- 0	0- 0				
12- 5	0- 0	0- 0	CONFERENCE	0- 0	0- 0	12- 5				
7- 1	0- 0	0- 0	HOME	0- 0	0- 0	7- 1				
5- 3	0- 0	0- 0	AWAY	0- 0	0- 0	5- 3				
0- 1	0- 0	0- 0	NEUTRAL	0- 0	0- 0	0- 1				

RPI 1-25			RPI 26-50			RPI 51-100			RPI 101+			Team's RPI: 227			
RPI	S	Opponent	Score	RPI	S	Opponent	Score	RPI	S	Opponent	Score	RPI	S	Opponent	Score
				41	A	West Virginia	49 95					127	A	Cornell	55 67
				47	A	Michigan	41 109					155	A	Brown	78 83
												160	A	Hampton	67 62
												167	A	Bethune-Cookman	54 75
												182	A	Cincinnati	56 66
												190	A	Robert Morris	42 59
												260	A	UMES	72 71
												260	H	UMES	71 40
												274	H	Vermont	64 57
												281	A	N.C. A&T	55 63
												281	H	N.C. A&T	69 61
												281	N	N.C. A&T	58 68
												283	A	Norfolk St.	68 60
												288	H	Coppin St.	66 58
												288	H	Mt. St. Mary's	95 62
												296	H	Savannah St.	55 49
												320	H	Ill.-Chicago	63 70
												321	A	NJIT	55 70
												324	A	Florida A&M	51 55
												324	H	Florida A&M	72 58
												325	A	St. Francis Brooklyn	78 63
												330	H	Morgan St.	72 73
												335	A	N.C. Central	73 50
												335	H	N.C. Central	62 48
												339	A	Fairleigh Dickinson	71 68
												347	A	Delaware St.	93 76
LAST 12 Division I GAMES:															
				281	N	N.C. A&T	58 68					330	H	Morgan St.	72 73
				347	A	Delaware St.	93 76					160	A	Hampton	67 62
				260	H	UMES	71 40					167	A	Bethune-Cookman	54 75
				283	A	Norfolk St.	68 60					324	A	Florida A&M	51 55
				335	H	N.C. Central	62 48					348	H	South Carolina St.	75 57
				281	H	N.C. A&T	69 61					296	H	Savannah St.	55 49

Non-Div I Games:

Howard

■ Loss,
 ■ Non-Conf,
 ■ S Site,
 ■ Home
 ■ A Away
 N Neutral

RPI	S	Opponent	Score
348	H	South Carolina St.	75 57

H
o
w
a
r
d

H
o
w
a
r
d

Howard

IUPUI				STRENGTH OF SCHEDULE	OPP. STRENGTH OF SCHEDULE	TEAM RPI	ADJ. RPI	CONF. RPI	ADJ CONF. RPI
Average RPI Win:	196	WON-LOST RECORD	WINNING PCT. RANK						
Average RPI Loss:	83		LAST 10 GAMES						
DIV. I ONLY	22- 8	52	8- 2	133	135	62	62	11	11
DIV. I NON-CONF.	8- 3	67	0- 0	123	168	72	72	10	10

TOTALS	RPI 1-25	RPI 26-50	W-L RECORDS	RPI 51-100	RPI 101-150	RPI 150+			
22- 8	1- 0	2- 1	OVERALL	4- 5	2- 1	13- 1			
11- 2	1- 0	1- 0	HOME	2- 2	1- 0	6- 0			
9- 5	0- 0	0- 1	AWAY	2- 2	1- 1	6- 1			
2- 1	0- 0	1- 0	NEUTRAL	0- 1	0- 0	1- 0			
8- 3	1- 0	0- 0	NON-CONFERENCE	1- 3	1- 0	5- 0			
3- 2	1- 0	0- 0	HOME	0- 2	0- 0	2- 0			
5- 1	0- 0	0- 0	AWAY	1- 1	1- 0	3- 0			
0- 0	0- 0	0- 0	NEUTRAL	0- 0	0- 0	0- 0			
14- 5	0- 0	2- 1	CONFERENCE	3- 2	1- 1	8- 1			
8- 0	0- 0	1- 0	HOME	2- 0	1- 0	4- 0			
4- 4	0- 0	0- 1	AWAY	1- 1	0- 1	3- 1			
2- 1	0- 0	1- 0	NEUTRAL	0- 1	0- 0	1- 0			

RPI 1-25				RPI 26-50				RPI 51-100				Team's RPI: 62		RPI 101+			
RPI	S	Opponent	Score	RPI	S	Opponent	Score	RPI	S	Opponent	Score		RPI	S	Opponent	Score	
24	H	Missouri	73 45	37	A	South Dakota St.	49 68	51	H	UNI	62 69		147	A	VCU	71 62	
				37	H	South Dakota St.	64 59	57	A	Belmont	72 78		149	A	Omaha	44 64	
				37	N	South Dakota St.	65 61	58	A	Purdue	67 62		149	H	Omaha	79 47	
								60	A	Western Ill.	76 72		158	A	Oral Roberts	45 54	
								60	H	Western Ill.	66 52		158	H	Oral Roberts	53 41	
								60	N	Western Ill.	69 77		247	H	Ga. Southern	83 57	
								72	H	Ohio	65 71		248	A	Miami (OH)	65 53	
								76	A	South Dakota	62 75		250	A	Indiana St.	45 35	
								76	H	South Dakota	63 42		282	H	Tennessee Tech	77 63	
													305	A	North Dakota St.	76 53	
													305	H	North Dakota St.	71 58	
													305	N	North Dakota St.	69 56	
													309	A	Denver	67 45	
													309	H	Denver	71 49	
													316	A	Fort Wayne	62 48	
													316	H	Fort Wayne	66 55	
													320	A	Ill.-Chicago	67 57	
LAST 12 Division I GAMES:																	
				60	N	Western Ill.	69 77	37	H	South Dakota St.	64 59						
				37	N	South Dakota St.	65 61	309	A	Denver	67 45						
				305	N	North Dakota St.	69 56	158	A	Oral Roberts	45 54						
				316	H	Fort Wayne	66 55	149	H	Omaha	79 47						
				76	H	South Dakota	63 42	316	A	Fort Wayne	62 48						
				305	A	North Dakota St.	76 53	60	A	Western Ill.	76 72						

Non-Div I Games: Oakland City 95 62 Ind.-Northwest 89 36

IUPUI

Loss, Non-Conf, S Site, H Home A Away N Neutral

Average RPI Win: 248	WON-LOST	WINNING	LAST 10	STRENGTH OF	OPP. STRENGTH	TEAM	ADJ.	CONF.	ADJ CONF.
Average RPI Loss: 113	RECORD	PCT. RANK	GAMES	SCHEDULE	OF SCHEDULE	RPI	RPI	RPI	RPI
DIV. I ONLY	15- 14	162	6- 4	157	196	150	150	20	20
DIV. I NON-CONF.	3- 6	230	0- 0	23	103	85	85	18	18
TOTALS	RPI 1-25	RPI 26-50	W-L RECORDS	RPI 51-100	RPI 101-150	RPI 150+			
15- 14	0- 2	0- 1	OVERALL	0- 3	3- 4	12- 4			
5- 4	0- 0	0- 0	HOME	0- 1	2- 1	3- 2			
9- 6	0- 0	0- 0	AWAY	0- 0	1- 0	8- 0			
1- 4	0- 1	0- 0	NEUTRAL	0- 1	0- 2	1- 0			
3- 6	0- 2	0- 1	NON-CONFERENCE	0- 1	1- 1	2- 1			
0- 0	0- 0	0- 0	HOME	0- 0	0- 0	0- 0			
3- 3	0- 1	0- 1	AWAY	0- 0	1- 0	2- 1			
0- 3	0- 1	0- 0	NEUTRAL	0- 1	0- 1	0- 0			
12- 8	0- 0	0- 0	CONFERENCE	0- 2	2- 3	10- 3			
5- 4	0- 0	0- 0	HOME	0- 1	2- 1	3- 2			
6- 3	0- 0	0- 0	AWAY	0- 1	0- 1	6- 1			
1- 1	0- 0	0- 0	NEUTRAL	0- 0	0- 1	1- 0			

RPI 1-25				RPI 26-50				RPI 51-100				RPI 101+ Team's RPI: 150			
RPI	S	Opponent	Score	RPI	S	Opponent	Score	RPI	S	Opponent	Score	RPI	S	Opponent	Score
4	N	Oregon St.	49 60	35	A	Oregon	70 73	51	N	UNI	74 76	101	A	Wyoming	74 71
10	A	Washington	53 105					67	A	Montana St.	64 80	107	N	UNLV	61 73
								67	H	Montana St.	61 66	129	H	Northern Colo.	67 71
												131	H	North Dakota	74 61
												136	A	Eastern Wash.	57 67
												136	H	Eastern Wash.	78 51
												136	N	Eastern Wash.	64 73
												151	A	Idaho St.	69 80
												151	H	Idaho St.	60 67
												213	A	Portland St.	72 66
												215	A	Seattle U	68 64
												237	A	Weber St.	82 77
												237	H	Weber St.	95 77
												245	A	Grand Canyon	60 64
												286	A	Sacramento St.	72 58
												291	A	Southern Utah	85 68
												291	H	Southern Utah	76 61
												291	N	Southern Utah	83 68
												294	A	Northern Ariz.	91 80
												294	H	Northern Ariz.	61 76
LAST 12 Division I GAMES:															
		136 N Eastern Wash.	64 73			136 H Eastern Wash.	78 51			323 A Montana	86 59				
		291 N Southern Utah	83 68			131 H North Dakota	74 61			323 H Montana	75 50				
		291 H Southern Utah	76 61			129 H Northern Colo.	67 71			346 A Cal St. Fullerton	88 86				
		294 H Northern Ariz.	61 76			286 A Sacramento St.	72 58								
		237 A Weber St.	82 77			213 A Portland St.	72 66								
		151 A Idaho St.	69 80			323 H Montana	75 50								

Non-Div I Games: Lewis-Clark St. 85 49 Central Wash. 79 45

Idaho

Loss, Non-Conf, S Site, H Home A Away N Neutral

Average RPI Win:	237	WON-LOST	WINNING	LAST 10	STRENGTH OF	OPP. STRENGTH	TEAM	ADJ.	CONF.	ADJ CONF.
Average RPI Loss:	138	RECORD	PCT. RANK	GAMES	SCHEDULE	OF SCHEDULE	RPI	RPI	RPI	RPI
DIV. I ONLY	18- 13	120	6- 4	230	198	151	151	20	20	
DIV. I NON-CONF.	5- 5	165	0- 0	304	84	203	203	18	18	
TOTALS	RPI 1-25	RPI 26-50	W-L RECORDS	RPI 51-100	RPI 101-150	RPI 150+				
18- 13	0- 1	0- 1	OVERALL	1- 1	4- 6	13- 4				
9- 3	0- 0	0- 0	HOME	1- 0	1- 3	7- 0				
5- 9	0- 0	0- 0	AWAY	0- 0	2- 1	3- 0				
4- 1	0- 0	0- 1	NEUTRAL	0- 0	1- 0	3- 0				
5- 5	0- 1	0- 1	NON-CONFERENCE	0- 0	0- 1	5- 2				
3- 0	0- 0	0- 0	HOME	0- 0	0- 0	3- 0				
1- 4	0- 1	0- 0	AWAY	0- 0	0- 1	1- 2				
1- 1	0- 0	0- 1	NEUTRAL	0- 0	0- 0	1- 0				
13- 8	0- 0	0- 0	CONFERENCE	1- 1	4- 5	8- 2				
6- 3	0- 0	0- 0	HOME	1- 0	1- 3	4- 0				
4- 5	0- 0	0- 0	AWAY	0- 1	2- 2	2- 2				
3- 0	0- 0	0- 0	NEUTRAL	0- 0	1- 0	2- 0				

RPI 1-25				RPI 26-50				RPI 51-100				RPI 101+ Team's RPI: 151			
RPI	S	Opponent	Score	RPI	S	Opponent	Score	RPI	S	Opponent	Score	RPI	S	Opponent	Score
4	A	Oregon St.	38 61	39	N	James Madison	53 83	67	A	Montana St.	67 73	109	A	Colorado	56 85
								67	H	Montana St.	67 59	129	A	Northern Colo.	68 58
												129	H	Northern Colo.	62 77
												129	N	Northern Colo.	60 59
												131	A	North Dakota	56 63
												131	H	North Dakota	62 65
												136	A	Eastern Wash.	41 58
												136	H	Eastern Wash.	58 61
												150	A	Idaho	67 60
												150	H	Idaho	80 69
												161	A	Santa Clara	78 82
												188	A	Utah St.	56 69
												208	A	Wisconsin	42 35
												213	H	Portland St.	53 47
												213	N	Portland St.	54 50
												237	A	Weber St.	43 50
												237	H	Weber St.	57 52
												277	N	Davidson	70 58
												286	H	Sacramento St.	79 60
												291	A	Southern Utah	71 68
												294	A	Northern Ariz.	64 51
												309	H	Denver	65 64
												323	A	Montana	53 68
												323	H	Montana	61 43
												323	N	Montana	63 53
												328	H	UC Irvine	65 54
LAST 12 Division I GAMES:															
				213	N	Portland St.	54 50					150	H	Idaho	80 69
				129	N	Northern Colo.	60 59					129	A	Northern Colo.	68 58
				323	N	Montana	63 53					131	A	North Dakota	56 63
				323	A	Montana	53 68					286	H	Sacramento St.	79 60
				67	A	Montana St.	67 73					213	H	Portland St.	53 47
				136	H	Eastern Wash.	58 61					291	A	Southern Utah	71 68

Non-Div I Games: Montana Tech 77 55

Idaho St.

■ Loss,
■ Non-Conf, S Site,
■ Home
■ Away
N Neutral

RPI S Opponent Score

RPI	S	Opponent	Score
332	H	Utah Valley	61 56

I
d
a
h
o
s
t
.

I
d
a
h
o
s
t
.

Idaho St.

Ill.-Chicago

Through Games Of March 10, 2017

Average RPI Win:	239	WON-LOST	WINNING	LAST 10	STRENGTH OF	OPP. STRENGTH	TEAM	ADJ.	CONF.	ADJ CONF.
Average RPI Loss:	169	RECORD	PCT. RANK	GAMES	SCHEDULE	OF SCHEDULE	RPI	RPI	RPI	RPI
DIV. I ONLY	4- 25	333	2- 8	163	234	320	320	18	18	
DIV. I NON-CONF.	1- 8	314	0- 0	135	175	288	288	21	21	
TOTALS	RPI 1-25	RPI 26-50	W-L RECORDS	RPI 51-100	RPI 101-150	RPI 150+				
4- 25	0- 0	0- 4	OVERALL	0- 3	1- 6	3- 12				
2- 11	0- 0	0- 1	HOME	0- 1	1- 2	1- 7				
1- 13	0- 0	0- 3	AWAY	0- 2	0- 3	1- 5				
1- 1	0- 0	0- 0	NEUTRAL	0- 0	0- 1	1- 0				
1- 8	0- 0	0- 2	NON-CONFERENCE	0- 3	0- 0	1- 3				
0- 4	0- 0	0- 0	HOME	0- 1	0- 0	0- 3				
1- 4	0- 0	0- 2	AWAY	0- 2	0- 0	1- 0				
0- 0	0- 0	0- 0	NEUTRAL	0- 0	0- 0	0- 0				
3- 17	0- 0	0- 2	CONFERENCE	0- 0	1- 6	2- 9				
2- 7	0- 0	0- 1	HOME	0- 0	1- 2	1- 4				
0- 9	0- 0	0- 1	AWAY	0- 0	0- 3	0- 5				
1- 1	0- 0	0- 0	NEUTRAL	0- 0	0- 1	1- 0				

RPI 1-25				RPI 26-50				RPI 51-100				RPI 101+				Team's RPI: 320	
RPI	S	Opponent	Score	RPI	S	Opponent	Score	RPI	S	Opponent	Score	RPI	S	Opponent	Score		
				26	A	Green Bay	31 65	52	A	Virginia	39 76	141	A	Detroit Mercy	76 98		
				26	H	Green Bay	65 79	62	H	IUPUI	57 67	141	H	Detroit Mercy	63 62		
				44	A	Central Mich.	55 77	68	A	Northwestern	44 88	142	A	Wright St.	51 62		
				49	A	Toledo	51 79					142	H	Wright St.	54 73		
												142	N	Wright St.	52 79		
												144	A	Milwaukee	55 83		
												144	H	Milwaukee	65 88		
												153	A	Oakland	58 81		
												153	H	Oakland	50 78		
												180	A	Cleveland St.	59 77		
												180	H	Cleveland St.	59 63		
												227	A	Howard	70 63		
												229	H	Bradley	56 65		
												290	A	Valparaiso	63 72		
												290	H	Valparaiso	74 60		
												297	A	Northern Ky.	49 66		
												297	H	Northern Ky.	37 58		
												297	N	Northern Ky.	72 60		
												302	H	Illinois St.	52 59		
												316	H	Fort Wayne	55 61		
												319	A	Youngstown St.	54 70		
												319	H	Youngstown St.	59 65		
LAST 12 Division I GAMES:																	
				142	N	Wright St.	52 79	142	A	Wright St.	51 62						
				297	N	Northern Ky.	72 60	297	A	Northern Ky.	49 66						
				290	A	Valparaiso	63 72	319	H	Youngstown St.	59 65						
				26	A	Green Bay	31 65	180	H	Cleveland St.	59 63						
				153	H	Oakland	50 78	290	H	Valparaiso	74 60						
				141	H	Detroit Mercy	63 62	297	H	Northern Ky.	37 58						

Non-Div I Games: Lake Forest 84 48 Robert Morris (IL) 106 58

Ill.-Chicago

Loss, Non-Conf, S Site, H Home A Away N Neutral

Illinois

Through Games Of March 10, 2017

Average RPI Win:	203	WON-LOST	WINNING	LAST 10	STRENGTH OF	OPP. STRENGTH	TEAM	ADJ.	CONF.	ADJ CONF.
Average RPI Loss:	79	RECORD	PCT. RANK	GAMES	SCHEDULE	OF SCHEDULE	RPI	RPI	RPI	RPI
DIV. I ONLY	9- 22	285	1- 9	55	81	207	207	6	6	
DIV. I NON-CONF.	5- 8	218	0- 0	85	247	215	215	6	6	
TOTALS	RPI 1-25	RPI 26-50	W-L RECORDS	RPI 51-100	RPI 101-150	RPI 150+				
9- 22	0- 3	0- 4	OVERALL	2- 12	1- 0	6- 3				
8- 9	0- 1	0- 2	HOME	2- 4	1- 0	5- 2				
0- 12	0- 2	0- 2	AWAY	0- 7	0- 0	0- 1				
1- 1	0- 0	0- 0	NEUTRAL	0- 1	0- 0	1- 0				
5- 8	0- 0	0- 1	NON-CONFERENCE	1- 5	1- 0	3- 2				
5- 4	0- 0	0- 0	HOME	1- 2	1- 0	3- 2				
0- 4	0- 0	0- 1	AWAY	0- 3	0- 0	0- 0				
0- 0	0- 0	0- 0	NEUTRAL	0- 0	0- 0	0- 0				
4- 14	0- 3	0- 3	CONFERENCE	1- 7	0- 0	3- 1				
3- 5	0- 1	0- 2	HOME	1- 2	0- 0	2- 0				
0- 8	0- 2	0- 1	AWAY	0- 4	0- 0	0- 1				
1- 1	0- 0	0- 0	NEUTRAL	0- 1	0- 0	1- 0				

RPI S	Opponent	Score	RPI S	Opponent	Score	RPI S	Opponent	Score	RPI S	Opponent	Score	Team's RPI: 207
16	A Maryland	59 84	42	A Michigan St.	47 71	53	A George Washington	56 72	142	H Wright St.	76 72	
16	H Maryland	49 94	44	A Central Mich.	51 82	58	H Purdue	64 72	168	H Memphis	54 64	
25	A Ohio St.	64 88	47	H Michigan	70 86	58	N Purdue	58 72	196	H Nebraska	79 59	
			50	H Indiana	60 74	63	A Iowa	58 78	196	N Nebraska	79 70	
						63	H Iowa	70 65	208	A Wisconsin	55 59	
						68	A Northwestern	53 66	224	H Rutgers	78 41	
						72	A Ohio	68 80	251	H Marshall	53 55	
						73	A Minnesota	50 78	287	H Ark.-Pine Bluff	70 58	
						76	A South Dakota	68 77	315	H USC Upstate	77 57	
						86	H Wake Forest	70 79	316	H Fort Wayne	56 33	
						87	A Penn St.	66 82				
						87	H Penn St.	62 80				
						90	H FGCU	82 73				
						91	H Mercer	33 51				
LAST 12 Division I GAMES:												
58	N Purdue	58 72	16	A Maryland	59 84							
196	N Nebraska	79 70	58	H Purdue	64 72							
50	H Indiana	60 74	47	H Michigan	70 86							
208	A Wisconsin	55 59	87	A Penn St.	66 82							
68	A Northwestern	53 66	16	H Maryland	49 94							
87	H Penn St.	62 80	25	A Ohio St.	64 88							

Non-Div I Games:

Illinois

Loss, Non-Conf, S Site, H Home A Away N Neutral

Average RPI Win:	264	WON-LOST	WINNING	LAST 10	STRENGTH OF	OPP. STRENGTH	TEAM	ADJ.	CONF.	ADJ CONF.
Average RPI Loss:	146	RECORD	PCT. RANK	GAMES	SCHEDULE	OF SCHEDULE	RPI	RPI	RPI	RPI
DIV. I ONLY	8- 23	305	3- 7	210	183	302	302	16	16	
DIV. I NON-CONF.	3- 8	262	0- 0	241	183	300	300	14	14	
TOTALS	RPI 1-25	RPI 26-50	W-L RECORDS	RPI 51-100	RPI 101-150	RPI 150+				
8- 23	0- 0	0- 4	OVERALL	0- 4	0- 2	8- 13				
6- 9	0- 0	0- 1	HOME	0- 1	0- 2	6- 5				
1- 13	0- 0	0- 2	AWAY	0- 3	0- 0	1- 8				
1- 1	0- 0	0- 1	NEUTRAL	0- 0	0- 0	1- 0				
3- 8	0- 0	0- 1	NON-CONFERENCE	0- 2	0- 2	3- 3				
2- 4	0- 0	0- 0	HOME	0- 0	0- 2	2- 2				
1- 4	0- 0	0- 1	AWAY	0- 2	0- 0	1- 1				
0- 0	0- 0	0- 0	NEUTRAL	0- 0	0- 0	0- 0				
5- 15	0- 0	0- 3	CONFERENCE	0- 2	0- 0	5- 10				
4- 5	0- 0	0- 1	HOME	0- 1	0- 0	4- 3				
0- 9	0- 0	0- 1	AWAY	0- 1	0- 0	0- 7				
1- 1	0- 0	0- 1	NEUTRAL	0- 0	0- 0	1- 0				

RPI S	Opponent	Score	RPI S	Opponent	Score	RPI S	Opponent	Score	RPI S	Opponent	Score	Team's RPI: 302
29	A Drake	49 101	29	H Drake	36 87	51	A UNI	51 82	133	H Yale	45 59	
29	N Drake	40 64	29	N Drake	40 64	51	H UNI	40 78	144	H Milwaukee	60 68	
34	A Arizona St.	40 76	60	A Western Ill.	50 80	74	A Northern Ill.	66 108	164	A Missouri St.	60 65	
									164	H Missouri St.	44 77	
									173	A Wichita St.	45 67	
									173	H Wichita St.	54 50	
									174	A Southern Ill.	48 57	
									174	H Southern Ill.	56 63	
									193	H George Mason	46 72	
									204	A SIUE	80 92	
									208	H Wisconsin	46 64	
									225	A Evansville	56 60	
									225	H Evansville	71 58	
									229	A Bradley	59 70	
									229	H Bradley	71 63	
									250	A Indiana St.	49 63	
									250	H Indiana St.	47 65	
									250	N Indiana St.	51 44	
									290	H Valparaiso	77 56	
									299	H Eastern Ill.	60 49	
									320	A Ill.-Chicago	59 52	
									326	A Loyola Chicago	61 64	
									326	H Loyola Chicago	63 51	
LAST 12 Division I GAMES:												
29	N Drake	40 64	173	H Wichita St.	54 50							
250	N Indiana St.	51 44	51	A UNI	51 82							
229	A Bradley	59 70	29	A Drake	49 101							
225	A Evansville	56 60	326	H Loyola Chicago	63 51							
174	A Southern Ill.	48 57	250	H Indiana St.	47 65							
164	H Missouri St.	44 77	174	H Southern Ill.	56 63							

Non-Div I Games:

Illinois St.

Incarnate Word

Through Games Of March 10, 2017

Average RPI Win:	314	WON-LOST	WINNING	LAST 10	STRENGTH OF	OPP. STRENGTH	TEAM	ADJ.	CONF.	ADJ CONF.
Average RPI Loss:	205	RECORD	PCT. RANK	GAMES	SCHEDULE	OF SCHEDULE	RPI	RPI	RPI	RPI
DIV. I ONLY	7- 20	302	4- 6	335	282	333	333	27	27	
DIV. I NON-CONF.	0- 9	335	0- 0	328	226	348	348	27	27	
TOTALS	RPI 1-25	RPI 26-50	W-L RECORDS	RPI 51-100	RPI 101-150	RPI 150+				
7- 20	0- 0	0- 0	OVERALL	0- 2	0- 3	7- 15				
5- 6	0- 0	0- 0	HOME	0- 1	0- 1	5- 4				
2- 12	0- 0	0- 0	AWAY	0- 0	0- 0	2- 0				
0- 2	0- 0	0- 0	NEUTRAL	0- 0	0- 0	0- 2				
0- 9	0- 0	0- 0	NON-CONFERENCE	0- 0	0- 0	0- 9				
0- 2	0- 0	0- 0	HOME	0- 0	0- 0	0- 2				
0- 5	0- 0	0- 0	AWAY	0- 0	0- 0	0- 5				
0- 2	0- 0	0- 0	NEUTRAL	0- 0	0- 0	0- 2				
7- 11	0- 0	0- 0	CONFERENCE	0- 2	0- 3	7- 6				
5- 4	0- 0	0- 0	HOME	0- 1	0- 1	5- 2				
2- 7	0- 0	0- 0	AWAY	0- 1	0- 2	2- 4				
0- 0	0- 0	0- 0	NEUTRAL	0- 0	0- 0	0- 0				

RPI 1-25			RPI 26-50			RPI 51-100			RPI 101+			Team's RPI: 333		
RPI	S	Opponent	Score	RPI	S	Opponent	Score	RPI	S	Opponent	Score			
								96	A	Central Ark.	50	63		
								99	H	SFA	75	94		
										106	A	Abilene Christian	45	68
										106	H	Abilene Christian	66	75
										130	A	Lamar University	54	83
										156	H	Rice	43	60
										166	A	TCU	40	88
										169	A	Texas St.	50	67
										173	A	Wichita St.	63	73
										184	A	North Texas	61	84
										188	N	Utah St.	46	79
										234	A	New Orleans	58	84
										234	H	New Orleans	67	71
										264	N	Murray St.	68	72
										270	A	A&M-Corpus Christi	65	68
										270	H	A&M-Corpus Christi	63	56
										279	A	McNeese	61	78
										284	H	Eastern Mich.	47	66
										295	A	Nicholls St.	78	52
										295	H	Nicholls St.	69	63
										303	H	Northwestern St.	74	76
										323	A	Montana	56	61
										329	A	Southeastern La.	85	76
										329	H	Southeastern La.	96	56
										337	A	Houston Baptist	51	68
										337	H	Houston Baptist	69	54
										340	H	Sam Houston St.	82	55
LAST 12 Division I GAMES:														
270	A	A&M-Corpus Christi	65	68	234	A	New Orleans	58	84					
106	A	Abilene Christian	45	68	337	H	Houston Baptist	69	54					
295	H	Nicholls St.	69	63	96	A	Central Ark.	50	63					
340	H	Sam Houston St.	82	55	106	H	Abilene Christian	66	75					
270	H	A&M-Corpus Christi	63	56	99	H	SFA	75	94					
279	A	McNeese	61	78	329	H	Southeastern La.	96	56					

Non-Div I Games: LSU-Alexandria 106 79 Tex. A&M-Kingsville 79 66

Incarnate Word

Loss, Non-Conf, S Site, H Home A Away N Neutral

Indiana

Through Games Of March 10, 2017

Average RPI Win:	156	WON-LOST	WINNING	LAST 10	STRENGTH OF	OPP. STRENGTH	TEAM	ADJ.	CONF.	ADJ CONF.
Average RPI Loss:	58	RECORD	PCT. RANK	GAMES	SCHEDULE	OF SCHEDULE	RPI	RPI	RPI	RPI
DIV. I ONLY	20- 10	87	6- 4	78	72	50	50	6	6	
DIV. I NON-CONF.	10- 3	54	0- 0	203	96	63	63	6	6	
TOTALS	RPI 1-25	RPI 26-50	W-L RECORDS	RPI 51-100	RPI 101-150	RPI 150+				
20- 10	0- 2	1- 5	OVERALL	8- 2	1- 0	10- 1				
12- 2	0- 2	1- 0	HOME	5- 0	1- 0	5- 0				
6- 7	0- 0	0- 5	AWAY	2- 1	0- 0	4- 1				
2- 1	0- 0	0- 0	NEUTRAL	1- 1	0- 0	1- 0				
10- 3	0- 0	0- 3	NON-CONFERENCE	2- 0	1- 0	7- 0				
6- 0	0- 0	0- 0	HOME	0- 0	1- 0	5- 0				
2- 3	0- 0	0- 3	AWAY	1- 0	0- 0	1- 0				
2- 0	0- 0	0- 0	NEUTRAL	1- 0	0- 0	1- 0				
10- 7	0- 2	1- 2	CONFERENCE	6- 2	0- 0	3- 1				
6- 2	0- 2	1- 0	HOME	5- 0	0- 0	0- 0				
4- 4	0- 0	0- 2	AWAY	1- 1	0- 0	3- 1				
0- 1	0- 0	0- 0	NEUTRAL	0- 1	0- 0	0- 0				

RPI 1-25				RPI 26-50				Team's RPI: 50	RPI 51-100				RPI 101+			
RPI	S	Opponent	Score	RPI	S	Opponent	Score		RPI	S	Opponent	Score	RPI	S	Opponent	Score
16	H	Maryland	56 92	38	A	North Carolina St.	70 84		58	H	Purdue	74 60	112	H	Vanderbilt	94 61
25	H	Ohio St.	82 92	40	A	Western Ky.	74 85		58	N	Purdue	60 66	153	H	Oakland	84 59
				42	A	Michigan St.	60 69		63	H	Iowa	80 77	184	A	North Texas	94 64
				46	A	Auburn	67 71		65	A	Chattanooga	79 76	196	A	Nebraska	64 67
				47	A	Michigan	74 78		68	A	Northwestern	67 80	207	A	Illinois	74 60
				47	H	Michigan	72 61		68	H	Northwestern	66 38	208	A	Wisconsin	78 54
									73	H	Minnesota	78 62	216	H	Presbyterian	71 37
									83	N	Florida	102 88	224	A	Rutgers	63 52
									87	A	Penn St.	89 70	258	N	Stony Brook	74 60
									87	H	Penn St.	72 66	290	H	Valparaiso	87 58
													297	H	Northern Ky.	100 49
													344	H	UMass Lowell	79 45
LAST 12 Division I GAMES:																
				58	N	Purdue	60 66		224	A	Rutgers	63 52				
				207	A	Illinois	74 60		16	H	Maryland	56 92				
				63	H	Iowa	80 77		42	A	Michigan St.	60 69				
				196	A	Nebraska	64 67		208	A	Wisconsin	78 54				
				47	H	Michigan	72 61		87	H	Penn St.	72 66				
				68	H	Northwestern	66 38		58	H	Purdue	74 60				

Non-Div I Games:

Indiana

■ Loss,
 ■ Non-Conf, S Site,
 ■ Home
 ■ Away
 N Neutral

Average RPI Win:	243	WON-LOST	WINNING	LAST 10	STRENGTH OF	OPP. STRENGTH	TEAM	ADJ.	CONF.	ADJ CONF.
Average RPI Loss:	157	RECORD	PCT. RANK	GAMES	SCHEDULE	OF SCHEDULE	RPI	RPI	RPI	RPI
DIV. I ONLY	12- 18	224	2- 8	304	158	250	250	16	16	
DIV. I NON-CONF.	6- 5	148	0- 0	302	135	175	175	14	14	
TOTALS	RPI 1-25	RPI 26-50	W-L RECORDS	RPI 51-100	RPI 101-150	RPI 150+				
12- 18	0- 1	0- 2	OVERALL	1- 3	1- 1	10- 11				
5- 7	0- 0	0- 1	HOME	0- 2	1- 0	4- 4				
7- 10	0- 1	0- 1	AWAY	1- 1	0- 1	6- 6				
0- 1	0- 0	0- 0	NEUTRAL	0- 0	0- 0	0- 1				
6- 5	0- 1	0- 0	NON-CONFERENCE	1- 1	1- 1	4- 2				
2- 1	0- 0	0- 0	HOME	0- 1	1- 0	1- 0				
4- 4	0- 1	0- 0	AWAY	1- 0	0- 1	3- 2				
0- 0	0- 0	0- 0	NEUTRAL	0- 0	0- 0	0- 0				
6- 13	0- 0	0- 2	CONFERENCE	0- 2	0- 0	6- 9				
3- 6	0- 0	0- 1	HOME	0- 1	0- 0	3- 4				
3- 6	0- 0	0- 1	AWAY	0- 1	0- 0	3- 4				
0- 1	0- 0	0- 0	NEUTRAL	0- 0	0- 0	0- 1				

RPI	S	Opponent	Score	RPI	S	Opponent	Score	RPI	S	Opponent	Score	RPI	S	Opponent	Score	Team's RPI: 250
24	A	Missouri	48 77	29	A	Drake	62 76	51	A	UNI	47 59	143	H	Tulsa	72 68	
				29	H	Drake	45 64	51	H	UNI	59 61	149	A	Omaha	45 72	
								62	H	IUPUI	35 45	164	A	Missouri St.	63 73	
								92	A	Saint Louis	70 67	164	H	Missouri St.	46 49	
												173	A	Wichita St.	43 67	
												173	H	Wichita St.	42 56	
												174	A	Southern Ill.	68 53	
												174	H	Southern Ill.	66 70	
												182	A	Cincinnati	63 55	
												225	A	Evansville	41 57	
												225	H	Evansville	44 52	
												229	A	Bradley	41 54	
												229	H	Bradley	58 51	
												248	A	Miami (OH)	62 54	
												259	A	Butler	48 66	
												297	H	Northern Ky.	58 38	
												299	A	Eastern Ill.	88 61	
												302	A	Illinois St.	65 47	
												302	H	Illinois St.	63 49	
												302	N	Illinois St.	44 51	
												326	A	Loyola Chicago	48 38	
												326	H	Loyola Chicago	53 32	
												338	A	Fla. Atlantic	67 70	
LAST 12 Division I GAMES:																
		302 N Illinois St.	44 51			29 H Drake	45 64									
		225 H Evansville	44 52			326 H Loyola Chicago	53 32									
		174 H Southern Ill.	66 70			229 A Bradley	41 54									
		173 A Wichita St.	43 67			302 A Illinois St.	65 47									
		164 A Missouri St.	63 73			164 H Missouri St.	46 49									
		51 H UNI	59 61			173 H Wichita St.	42 56									

Non-Div I Games:

Indiana St.

■ Loss,
 ■ Non-Conf,
 ■ S Site,
 ■ H Home
 ■ A Away
 N Neutral

Average RPI Win: 224	WON-LOST	WINNING	LAST 10	STRENGTH OF	OPP. STRENGTH	TEAM	ADJ.	CONF.	ADJ CONF.
Average RPI Loss: 136	RECORD	PCT. RANK	GAMES	SCHEDULE	OF SCHEDULE	RPI	RPI	RPI	RPI
DIV. I ONLY	18- 13	120	5- 5	187	200	148	148	19	19
DIV. I NON-CONF.	5- 4	143	0- 0	131	204	136	136	17	17
TOTALS	RPI 1-25	RPI 26-50	W-L RECORDS	RPI 51-100	RPI 101-150	RPI 150+			
18- 13	0- 0	1- 2	OVERALL	0- 1	3- 4	14- 6			
11- 4	0- 0	1- 0	HOME	0- 0	2- 2	8- 2			
7- 8	0- 0	0- 1	AWAY	0- 1	1- 2	6- 4			
0- 1	0- 0	0- 1	NEUTRAL	0- 0	0- 0	0- 0			
5- 4	0- 0	0- 0	NON-CONFERENCE	0- 1	3- 2	2- 1			
4- 1	0- 0	0- 0	HOME	0- 0	2- 1	2- 0			
1- 3	0- 0	0- 0	AWAY	0- 1	1- 1	0- 1			
0- 0	0- 0	0- 0	NEUTRAL	0- 0	0- 0	0- 0			
13- 9	0- 0	1- 2	CONFERENCE	0- 0	0- 2	12- 5			
7- 3	0- 0	1- 0	HOME	0- 0	0- 1	6- 2			
6- 5	0- 0	0- 1	AWAY	0- 0	0- 1	6- 3			
0- 1	0- 0	0- 1	NEUTRAL	0- 0	0- 0	0- 0			

RPI 1-25			RPI 26-50			RPI 51-100			RPI 101+			Team's RPI: 148			
RPI	S	Opponent	Score	RPI	S	Opponent	Score	RPI	S	Opponent	Score	RPI	S	Opponent	Score
				32	A	Quinnipiac	45 53	87	A	Penn St.	67 80	108	A	Rider	65 85
				32	H	Quinnipiac	58 44					108	H	Rider	36 52
				32	N	Quinnipiac	59 64					113	H	Saint Joseph's	58 57
												119	H	Fordham	55 46
												122	A	Navy	68 73
												124	H	Duquesne	58 61
												147	A	VCU	59 57
												165	A	Fairfield	59 68
												165	H	Fairfield	65 55
												176	A	Siena	53 57
												176	A	Siena	67 47
												176	H	Siena	46 58
												184	A	North Texas	55 66
												220	A	Monmouth	65 75
												220	H	Monmouth	60 54
												233	A	Marist	48 37
												233	H	Marist	62 68
												254	A	Canisius	58 45
												254	H	Canisius	55 52
												258	H	Stony Brook	57 46
												265	A	Niagara	65 55
												265	H	Niagara	68 61
												280	A	Manhattan	76 62
												280	H	Manhattan	70 53
												325	H	St. Francis Brooklyn	62 46
												327	A	Saint Peter's	66 58
LAST 12 Division I GAMES:															
				32	N	Quinnipiac	59 64	220	A	Monmouth	65 75				
				176	A	Siena	67 47	108	H	Rider	36 52				
				176	A	Siena	53 57	254	A	Canisius	58 45				
				327	H	Saint Peter's	51 50	265	A	Niagara	65 55				
				165	H	Fairfield	65 55	32	H	Quinnipiac	58 44				
				32	A	Quinnipiac	45 53	233	A	Marist	48 37				

Non-Div I Games:

Iona

■ Loss,
 ■ Non-Conf,
 ■ S Site,
 ■ Home
 ■ A Away
 N Neutral

RPI S Opponent Score

RPI S Opponent Score
327 H Saint Peter's 51 50

I
o
n
a

I
o
n
a

Iona

Average RPI Win:	143	WON-LOST	WINNING	LAST 10	STRENGTH OF	OPP. STRENGTH	TEAM	ADJ.	CONF.	ADJ CONF.
Average RPI Loss:	50	RECORD	PCT. RANK	GAMES	SCHEDULE	OF SCHEDULE	RPI	RPI	RPI	RPI
DIV. I ONLY	17- 13	127	4- 6	21	68	63	63	6	6	
DIV. I NON-CONF.	9- 4	85	0- 0	3	70	25	25	6	6	
TOTALS	RPI 1-25	RPI 26-50	W-L RECORDS	RPI 51-100	RPI 101-150	RPI 150+				
17- 13	0- 5	2- 4	OVERALL	5- 3	1- 0	9- 1				
14- 3	0- 2	1- 1	HOME	5- 0	0- 0	8- 0				
2- 8	0- 2	0- 3	AWAY	0- 2	1- 0	1- 1				
1- 2	0- 1	1- 0	NEUTRAL	0- 1	0- 0	0- 0				
9- 4	0- 2	1- 2	NON-CONFERENCE	3- 0	1- 0	4- 0				
7- 2	0- 1	0- 1	HOME	3- 0	0- 0	4- 0				
1- 1	0- 0	0- 1	AWAY	0- 0	1- 0	0- 0				
1- 1	0- 1	1- 0	NEUTRAL	0- 0	0- 0	0- 0				
8- 9	0- 3	1- 2	CONFERENCE	2- 3	0- 0	5- 1				
7- 1	0- 1	1- 0	HOME	2- 0	0- 0	4- 0				
1- 7	0- 2	0- 2	AWAY	0- 2	0- 0	1- 1				
0- 1	0- 0	0- 0	NEUTRAL	0- 1	0- 0	0- 0				

RPI 1-25				RPI 26-50				RPI 51-100 Team's RPI: 63				RPI 101+			
RPI	S	Opponent	Score	RPI	S	Opponent	Score	RPI	S	Opponent	Score	RPI	S	Opponent	Score
2	H	Notre Dame	58 73	29	A	Drake	76 81	51	H	UNI	88 39	131	A	North Dakota	75 60
9	N	UCLA	65 78	37	H	South Dakota St.	64 66	58	A	Purdue	52 72	158	H	Oral Roberts	96 76
16	A	Maryland	81 100	39	N	James Madison	90 75	59	H	Iowa St.	88 76	160	H	Hampton	84 51
16	H	Maryland	82 98	42	H	Michigan St.	87 83	68	H	Northwestern	78 59	190	H	Robert Morris	81 60
25	A	Ohio St.	81 88	47	A	Michigan	70 72	68	N	Northwestern	73 78	196	H	Nebraska	75 72
				50	A	Indiana	77 80	73	H	Minnesota	80 65	207	A	Illinois	65 70
								87	A	Penn St.	58 71	207	H	Illinois	78 58
								95	H	Kent St.	83 48	208	H	Wisconsin	71 60
												224	A	Rutgers	71 59
												224	H	Rutgers	71 57
												311	H	Massachusetts	71 30
LAST 12 Division I GAMES:															
		68 N Northwestern	73 78			42 H Michigan St.	87 83								
		208 H Wisconsin	71 60			47 A Michigan	70 72								
		50 A Indiana	77 80			224 H Rutgers	71 57								
		58 A Purdue	52 72			16 A Maryland	81 100								
		68 H Northwestern	78 59			73 H Minnesota	80 65								
		25 A Ohio St.	81 88			224 A Rutgers	71 59								

Non-Div I Games:

Iowa

■ Loss,
■ Non-Conf,
■ S Site,
■ H Home
■ A Away
N Neutral

Average RPI Win: 144		WON-LOST	WINNING	LAST 10	STRENGTH OF		OPP. STRENGTH	TEAM	ADJ.	CONF.	ADJ CONF.
Average RPI Loss: 44		RECORD	PCT. RANK	GAMES	SCHEDULE		OF SCHEDULE	RPI	RPI	RPI	RPI
DIV. I ONLY		18- 12	114	7- 3	36		38	59	59	4	4
DIV. I NON-CONF.		9- 2	37	0- 0	90		219	60	60	3	3
TOTALS		RPI 1-25	RPI 26-50		W-L RECORDS		RPI 51-100	RPI 101-150		RPI 150+	
18- 12	2- 8	3- 0		OVERALL		3- 2	1- 1		9- 1		
15- 4	1- 4	2- 0		HOME		3- 0	1- 0		8- 0		
3- 7	1- 3	1- 0		AWAY		0- 2	0- 1		1- 1		
0- 1	0- 1	0- 0		NEUTRAL		0- 0	0- 0		0- 0		
9- 2	0- 1	1- 0		NON-CONFERENCE		2- 1	0- 0		6- 0		
9- 1	0- 1	1- 0		HOME		2- 0	0- 0		6- 0		
0- 1	0- 0	0- 0		AWAY		0- 1	0- 0		0- 0		
0- 0	0- 0	0- 0		NEUTRAL		0- 0	0- 0		0- 0		
9- 10	2- 7	2- 0		CONFERENCE		1- 1	1- 1		3- 1		
6- 3	1- 3	1- 0		HOME		1- 0	1- 0		2- 0		
3- 6	1- 3	1- 0		AWAY		0- 1	0- 1		1- 1		
0- 1	0- 1	0- 0		NEUTRAL		0- 0	0- 0		0- 0		

RPI S	Opponent	Score	RPI S	Opponent	Score	RPI S	Opponent	Score	RPI S	Opponent	Score
5	H Mississippi St.	81 85	29	H Drake	75 67	51	H UNI	76 68	104	A Texas Tech	66 75
7	A Baylor	42 68	41	A West Virginia	80 55	63	A Iowa	76 88	104	H Texas Tech	79 68
7	H Baylor	52 83	41	H West Virginia	68 53	74	H Northern Ill.	97 89	166	A TCU	75 80
13	A Texas	70 66				80	A Oklahoma St.	59 71	166	H TCU	72 69
13	H Texas	68 75				80	H Oklahoma St.	61 48	189	A Kansas	90 75
19	A Oklahoma	63 78							189	H Kansas	87 58
19	H Oklahoma	57 67							197	H UC Santa Barbara	77 60
22	A Kansas St.	68 80							200	H Sacred Heart	76 56
22	H Kansas St.	75 69							234	H New Orleans	100 63
22	N Kansas St.	67 74							296	H Savannah St.	74 51
									317	H Arkansas St.	105 53
									347	H Delaware St.	88 57
LAST 12 Division I GAMES:											
22	N Kansas St.	67 74	22	A Kansas St.	68 80						
80	H Oklahoma St.	61 48	41	A West Virginia	80 55						
13	A Texas	70 66	7	H Baylor	52 83						
189	A Kansas	90 75	166	H TCU	72 69						
41	H West Virginia	68 53	19	A Oklahoma	63 78						
104	H Texas Tech	79 68	22	H Kansas St.	75 69						

Non-Div I Games:

Iowa St.

Average RPI Win: 293		WON-LOST	WINNING	LAST 10	STRENGTH OF	OPP. STRENGTH	TEAM	ADJ.	CONF.	ADJ CONF.
Average RPI Loss: 247		RECORD	PCT. RANK	GAMES	SCHEDULE	OF SCHEDULE	RPI	RPI	RPI	RPI
DIV. I ONLY		8- 16	262	5- 5	349	342	334	334	30	30
DIV. I NON-CONF.		2- 4	230	0- 0	346	336	331	331	30	30
TOTALS	RPI 1-25	RPI 26-50		W-L RECORDS		RPI 51-100	RPI 101-150	RPI 150+		
8- 16	0- 0	0- 0		OVERALL		0- 0	0- 1	8- 15		
4- 6	0- 0	0- 0		HOME		0- 0	0- 0	4- 6		
3- 10	0- 0	0- 0		AWAY		0- 0	0- 0	3- 3		
1- 0	0- 0	0- 0		NEUTRAL		0- 0	0- 0	1- 0		
2- 4	0- 0	0- 0		NON-CONFERENCE		0- 0	0- 1	2- 3		
1- 0	0- 0	0- 0		HOME		0- 0	0- 0	1- 0		
0- 4	0- 0	0- 0		AWAY		0- 0	0- 1	0- 3		
1- 0	0- 0	0- 0		NEUTRAL		0- 0	0- 0	1- 0		
6- 12	0- 0	0- 0		CONFERENCE		0- 0	0- 0	6- 12		
3- 6	0- 0	0- 0		HOME		0- 0	0- 0	3- 6		
3- 6	0- 0	0- 0		AWAY		0- 0	0- 0	3- 6		
0- 0	0- 0	0- 0		NEUTRAL		0- 0	0- 0	0- 0		

RPI 1-25				RPI 26-50				RPI 51-100				RPI 101+				Team's RPI: 334	
RPI	S	Opponent	Score	RPI	S	Opponent	Score	RPI	S	Opponent	Score	RPI	S	Opponent	Score		
												118	A	Ole Miss	41	89	
												178	A	Texas Southern	52	62	
												178	H	Texas Southern	63	66	
												199	A	Grambling	85	90	
												199	H	Grambling	57	60	
												209	A	Alabama St.	64	73	
												209	H	Alabama St.	68	62	
												230	A	Southern U.	61	80	
												230	H	Southern U.	56	85	
												243	N	Saint Francis (PA)	88	84	
												267	A	Prairie View	63	73	
												267	H	Prairie View	74	60	
												287	A	Ark.-Pine Bluff	80	56	
												287	H	Ark.-Pine Bluff	71	78	
												295	A	Nicholls St.	76	83	
												303	A	Northwestern St.	65	83	
												307	A	Alcorn	51	74	
												307	H	Alcorn	53	70	
												313	A	Mississippi Val.	63	60	
												313	H	Mississippi Val.	57	62	
												329	H	Southeastern La.	83	66	
												338	A	Fla. Atlantic	58	67	
												349	A	Alabama A&M	64	54	
												349	H	Alabama A&M	58	49	
LAST 12 Division I GAMES:																	
				209	H	Alabama St.	68	62				267	H	Prairie View	74	60	
				349	H	Alabama A&M	58	49				230	A	Southern U.	61	80	
				287	A	Ark.-Pine Bluff	80	56				307	A	Alcorn	51	74	
				313	A	Mississippi Val.	63	60				287	H	Ark.-Pine Bluff	71	78	
				199	H	Grambling	57	60				313	H	Mississippi Val.	57	62	
				178	H	Texas Southern	63	66				199	A	Grambling	85	90	

Non-Div I Games:	Blue Mountain	86	54	LeMoyn	Owen	88	67	Lane	57	52	Fisk	93	54	Jackson St.
------------------	---------------	----	----	--------	------	----	----	------	----	----	------	----	----	-------------

Loss, Non-Conf, S Site, H Home A Away N Neutral

Jacksonville

Through Games Of March 10, 2017

Average RPI Win:	257	WON-LOST	WINNING	LAST 10	STRENGTH OF	OPP. STRENGTH	TEAM	ADJ.	CONF.	ADJ CONF.
Average RPI Loss:	74	RECORD	PCT. RANK	GAMES	SCHEDULE	OF SCHEDULE	RPI	RPI	RPI	RPI
DIV. I ONLY	20- 8	60	7- 3	226	206	93	93	25	25	
DIV. I NON-CONF.	8- 4	97	0- 0	125	123	69	69	24	24	
TOTALS	RPI 1-25	RPI 26-50	W-L RECORDS	RPI 51-100	RPI 101-150	RPI 150+				
20- 8	0- 1	0- 2	OVERALL	2- 2	1- 3	17- 0				
11- 1	0- 0	0- 0	HOME	1- 0	1- 1	9- 0				
7- 6	0- 1	0- 2	AWAY	0- 2	0- 1	7- 0				
2- 1	0- 0	0- 0	NEUTRAL	1- 0	0- 1	1- 0				
8- 4	0- 1	0- 2	NON-CONFERENCE	1- 0	1- 1	6- 0				
4- 0	0- 0	0- 0	HOME	0- 0	1- 0	3- 0				
2- 3	0- 1	0- 2	AWAY	0- 0	0- 0	2- 0				
2- 1	0- 0	0- 0	NEUTRAL	1- 0	0- 1	1- 0				
12- 4	0- 0	0- 0	CONFERENCE	1- 2	0- 2	11- 0				
7- 1	0- 0	0- 0	HOME	1- 0	0- 1	6- 0				
5- 3	0- 0	0- 0	AWAY	0- 2	0- 1	5- 0				
0- 0	0- 0	0- 0	NEUTRAL	0- 0	0- 0	0- 0				

RPI 1-25				RPI 26-50				RPI 51-100				Team's RPI: 93	RPI 101+			
RPI	S	Opponent	Score	RPI	S	Opponent	Score	RPI	S	Opponent	Score		RPI	S	Opponent	Score
12	A	Florida St.	47 90	30	A	South Fla.	52 64	81	N	UC Davis	61 54		102	A	Stetson	47 57
				46	A	Auburn	41 53	90	A	FGCU	57 60		102	H	Stetson	49 65
								90	A	FGCU	64 68		120	N	North Carolina	57 87
								90	H	FGCU	73 65		126	H	Troy	77 70
													167	H	Bethune-Cookman	69 63
													239	N	Wofford	66 60
													242	H	South Ala.	62 55
													272	A	Kennesaw St.	74 62
													272	H	Kennesaw St.	72 48
													292	A	North Florida	69 59
													292	H	North Florida	68 58
													295	H	Nicholls St.	76 71
													296	A	Savannah St.	55 40
													298	A	Lipscomb	73 67
													298	H	Lipscomb	84 60
													298	H	Lipscomb	91 64
													310	A	FIU	71 56
													315	A	USC Upstate	65 47
													315	H	USC Upstate	59 46
													321	A	NJIT	75 56
													321	H	NJIT	75 59
LAST 12 Division I GAMES:																
				90	A	FGCU	64 68			321	H	NJIT	75 59			
				298	H	Lipscomb	91 64			102	A	Stetson	47 57			
				292	A	North Florida	69 59			90	H	FGCU	73 65			
				272	A	Kennesaw St.	74 62			102	H	Stetson	49 65			
				298	A	Lipscomb	73 67			90	A	FGCU	57 60			
				315	H	USC Upstate	59 46			298	H	Lipscomb	84 60			

Non-Div I Games: Thomas (GA) 100 43 Johnson & Wales (FI110 31 Fla. Memorial 76 51

Jacksonville

Loss, Non-Conf, S Site, H Home A Away N Neutral

Average RPI Win:	272	WON-LOST	WINNING	LAST 10	STRENGTH OF	OPP. STRENGTH	TEAM	ADJ.	CONF.	ADJ CONF.
Average RPI Loss:	193	RECORD	PCT. RANK	GAMES	SCHEDULE	OF SCHEDULE	RPI	RPI	RPI	RPI
DIV. I ONLY	12- 15	208	5- 5	302	281	252	252	26	26	
DIV. I NON-CONF.	6- 5	148	0- 0	319	267	211	211	25	25	
TOTALS	RPI 1-25	RPI 26-50	W-L RECORDS	RPI 51-100	RPI 101-150	RPI 150+				
12- 15	0- 1	0- 0	OVERALL	0- 2	0- 2	12- 10				
7- 5	0- 0	0- 0	HOME	0- 1	0- 1	7- 3				
4- 10	0- 1	0- 0	AWAY	0- 1	0- 1	4- 7				
1- 0	0- 0	0- 0	NEUTRAL	0- 0	0- 0	1- 0				
6- 5	0- 1	0- 0	NON-CONFERENCE	0- 0	0- 2	6- 2				
2- 2	0- 0	0- 0	HOME	0- 0	0- 1	2- 1				
3- 3	0- 1	0- 0	AWAY	0- 0	0- 1	3- 1				
1- 0	0- 0	0- 0	NEUTRAL	0- 0	0- 0	1- 0				
6- 10	0- 0	0- 0	CONFERENCE	0- 2	0- 0	6- 8				
5- 3	0- 0	0- 0	HOME	0- 1	0- 0	5- 2				
1- 7	0- 0	0- 0	AWAY	0- 1	0- 0	1- 6				
0- 0	0- 0	0- 0	NEUTRAL	0- 0	0- 0	0- 0				

RPI 1-25				RPI 26-50				RPI 51-100				RPI 101+ Team's RPI: 252			
RPI	S	Opponent	Score	RPI	S	Opponent	Score	RPI	S	Opponent	Score	RPI	S	Opponent	Score
12	A	Florida St.	62 73					57	A	Belmont	52 61	114	H	Clemson	63 69
								57	H	Belmont	53 54	118	A	Ole Miss	50 68
												179	A	Morehead St.	82 85
												179	H	Morehead St.	69 68
												204	A	SIUE	62 69
												222	A	UT Martin	83 94
												234	H	New Orleans	79 81
												247	H	Ga. Southern	67 55
												253	A	Tennessee St.	51 64
												253	H	Tennessee St.	69 56
												262	H	Austin Peay	65 45
												264	H	Murray St.	64 71
												266	H	Southeast Mo. St.	58 65
												271	A	Eastern Ky.	54 49
												271	H	Eastern Ky.	71 61
												272	A	Kennesaw St.	65 59
												282	A	Tennessee Tech	54 56
												282	H	Tennessee Tech	57 44
												295	H	Nicholls St.	75 52
												296	A	Savannah St.	64 57
												299	A	Eastern Ill.	67 71
												307	A	Alcorn	70 66
												324	N	Florida A&M	66 54
												338	A	Fla. Atlantic	55 63
LAST 12 Division I GAMES:															
179	A	Morehead St.	82 85	266	H	Southeast Mo. St.	58 65	179	H	Morehead St.	69 68				
271	H	Eastern Ky.	71 61	271	A	Eastern Ky.	54 49	271	A	Eastern Ky.	54 49				
282	H	Tennessee Tech	57 44	253	A	Tennessee St.	51 64	253	A	Tennessee St.	51 64				
253	H	Tennessee St.	69 56	57	A	Belmont	52 61	57	H	Belmont	53 54				
57	A	Belmont	52 61	204	A	SIUE	62 69	282	A	Tennessee Tech	54 56				

Non-Div I Games: Brewton Parker 89 26

Jacksonville St.

Loss, Non-Conf, S Site, H Home A Away N Neutral

Average RPI Win:	156	WON-LOST	WINNING	LAST 10	STRENGTH OF	OPP. STRENGTH	TEAM	ADJ.	CONF.	ADJ CONF.
Average RPI Loss:	102	RECORD	PCT. RANK	GAMES	SCHEDULE	OF SCHEDULE	RPI	RPI	RPI	RPI
DIV. I ONLY	24- 7	32	9- 1	94	85	39	39	9	9	
DIV. I NON-CONF.	7- 4	114	0- 0	114	20	78	78	8	8	
TOTALS	RPI 1-25	RPI 26-50	W-L RECORDS	RPI 51-100	RPI 101-150	RPI 150+				
24- 7	0- 2	2- 0	OVERALL	4- 2	4- 1	14- 2				
12- 3	0- 1	1- 0	HOME	3- 0	1- 1	7- 1				
11- 3	0- 1	1- 0	AWAY	1- 1	3- 0	6- 1				
1- 1	0- 0	0- 0	NEUTRAL	0- 1	0- 0	1- 0				
7- 4	0- 2	0- 0	NON-CONFERENCE	1- 2	1- 0	5- 0				
3- 1	0- 1	0- 0	HOME	1- 0	0- 0	2- 0				
3- 2	0- 1	0- 0	AWAY	0- 1	1- 0	2- 0				
1- 1	0- 0	0- 0	NEUTRAL	0- 1	0- 0	1- 0				
17- 3	0- 0	2- 0	CONFERENCE	3- 0	3- 1	9- 2				
9- 2	0- 0	1- 0	HOME	2- 0	1- 1	5- 1				
8- 1	0- 0	1- 0	AWAY	1- 0	2- 0	4- 1				
0- 0	0- 0	0- 0	NEUTRAL	0- 0	0- 0	0- 0				

RPI 1-25				RPI 26-50				Team's RPI: 39	RPI 51-100				RPI 101+			
RPI	S	Opponent	Score	RPI	S	Opponent	Score		RPI	S	Opponent	Score	RPI	S	Opponent	Score
12	A	Florida St.	64 84	27	A	Elon	76 70		63	N	Iowa	75 90	113	A	Saint Joseph's	85 72
20	H	Tennessee	69 81	27	H	Elon	61 54		69	A	St. John's (NY)	63 74	123	A	William & Mary	79 64
									78	A	Drexel	74 64	123	H	William & Mary	53 62
									78	H	Drexel	54 47	138	A	Delaware	66 51
									78	H	Drexel	76 68	138	H	Delaware	77 42
									86	H	Wake Forest	83 76	151	N	Idaho St.	83 53
													157	A	Northeastern	67 49
													157	H	Northeastern	74 54
													160	H	Hampton	71 50
													181	A	Hofstra	61 50
													181	H	Hofstra	93 57
													212	A	Towson	51 54
													212	H	Towson	55 60
													217	A	Col. of Charleston	84 78
													217	H	Col. of Charleston	74 60
													218	A	UNCW	70 59
													218	H	UNCW	52 27
													218	H	UNCW	73 51
													224	A	Rutgers	82 76
													235	A	Liberty	62 48
													325	H	St. Francis Brooklyn	83 57
LAST 12 Division I GAMES:																
		78	H	Drexel			76 68				218	A	UNCW			70 59
		218	H	UNCW			52 27				27	H	Elon			61 54
		217	H	Col. of Charleston			74 60				138	H	Delaware			77 42
		123	H	William & Mary			53 62				157	A	Northeastern			67 49
		78	A	Drexel			74 64				181	A	Hofstra			61 50
		217	A	Col. of Charleston			84 78				123	A	William & Mary			79 64

Non-Div I Games:

James Madison

■ Loss,
■ Non-Conf, S Site,
■ Home
■ Away
N Neutral

Average RPI Win:	158	WON-LOST	WINNING	LAST 10	STRENGTH OF	OPP. STRENGTH	TEAM	ADJ.	CONF.	ADJ CONF.
Average RPI Loss:	63	RECORD	PCT. RANK	GAMES	SCHEDULE	OF SCHEDULE	RPI	RPI	RPI	RPI
DIV. I ONLY	8- 22	296	2- 8	35	26	189	189	4	4	
DIV. I NON-CONF.	6- 5	148	0- 0	96	120	150	150	3	3	
TOTALS	RPI 1-25	RPI 26-50	W-L RECORDS	RPI 51-100	RPI 101-150	RPI 150+				
8- 22	0- 9	0- 3	OVERALL	1- 5	3- 2	4- 3				
7- 10	0- 4	0- 2	HOME	1- 2	3- 0	3- 2				
1- 11	0- 5	0- 1	AWAY	0- 2	0- 2	1- 1				
0- 1	0- 0	0- 0	NEUTRAL	0- 1	0- 0	0- 0				
6- 5	0- 1	0- 1	NON-CONFERENCE	0- 1	2- 1	4- 1				
5- 3	0- 0	0- 1	HOME	0- 1	2- 0	3- 1				
1- 2	0- 1	0- 0	AWAY	0- 0	0- 1	1- 0				
0- 0	0- 0	0- 0	NEUTRAL	0- 0	0- 0	0- 0				
2- 17	0- 8	0- 2	CONFERENCE	1- 4	1- 1	0- 2				
2- 7	0- 4	0- 1	HOME	1- 1	1- 0	0- 1				
0- 9	0- 4	0- 1	AWAY	0- 2	0- 1	0- 1				
0- 1	0- 0	0- 0	NEUTRAL	0- 1	0- 0	0- 0				

RPI S Opponent	Score	RPI S Opponent	Score	RPI S Opponent	Score	RPI S Opponent	Score	Team's RPI: 189
7 A Baylor	43 90	41 A West Virginia	54 73	59 A Iowa St.	58 87	104 A Texas Tech	60 75	
7 H Baylor	43 92	41 H West Virginia	51 62	59 H Iowa St.	75 90	104 H Texas Tech	66 60	
13 A Texas	42 75	43 H Harvard	59 69	80 A Oklahoma St.	70 74	131 H North Dakota	76 71	
13 H Texas	54 66			80 H Oklahoma St.	67 49	132 H Arizona	75 51	
19 A Oklahoma	52 89			80 N Oklahoma St.	75 79	134 A Alabama	65 71	
19 H Oklahoma	54 84			100 H SMU	63 75	158 H Oral Roberts	64 56	
22 A Kansas St.	60 73					164 H Missouri St.	64 87	
22 H Kansas St.	54 61					166 A TCU	68 83	
23 A Creighton	49 69					166 H TCU	68 80	
						168 A Memphis	68 58	
						187 H UC Riverside	90 84	
						301 H Rhode Island	72 36	
LAST 12 Division I GAMES:								
80 N Oklahoma St.	75 79	80 H Oklahoma St.	67 49					
41 A West Virginia	54 73	166 H TCU	68 80					
22 H Kansas St.	54 61	19 A Oklahoma	52 89					
59 H Iowa St.	75 90	104 H Texas Tech	66 60					
104 A Texas Tech	60 75	80 A Oklahoma St.	70 74					
13 A Texas	42 75	166 A TCU	68 83					

Non-Div I Games:

Kansas

■ Loss,
 ■ Non-Conf,
 ■ S Site,
 ■ H Home
 ■ A Away
 N Neutral

Average RPI Win:	120	WON-LOST	WINNING	LAST 10	STRENGTH OF	OPP. STRENGTH	TEAM	ADJ.	CONF.	ADJ CONF.
Average RPI Loss:	22	RECORD	PCT. RANK	GAMES	SCHEDULE	OF SCHEDULE	RPI	RPI	RPI	RPI
DIV. I ONLY	22- 10	72	6- 4	19	10	22	22	4	4	
DIV. I NON-CONF.	10- 2	32	0- 0	53	29	18	18	3	3	
TOTALS	RPI 1-25	RPI 26-50	W-L RECORDS	RPI 51-100	RPI 101-150	RPI 150+				
22- 10	1- 7	4- 1	OVERALL	5- 2	6- 0	6- 0				
13- 3	1- 3	2- 0	HOME	3- 0	4- 0	3- 0				
5- 6	0- 3	0- 1	AWAY	1- 2	2- 0	2- 0				
4- 1	0- 1	2- 0	NEUTRAL	1- 0	0- 0	1- 0				
10- 2	0- 1	3- 0	NON-CONFERENCE	1- 1	4- 0	2- 0				
6- 1	0- 1	1- 0	HOME	1- 0	3- 0	1- 0				
1- 1	0- 0	0- 0	AWAY	0- 1	1- 0	0- 0				
3- 0	0- 0	2- 0	NEUTRAL	0- 0	0- 0	1- 0				
12- 8	1- 6	1- 1	CONFERENCE	4- 1	2- 0	4- 0				
7- 2	1- 2	1- 0	HOME	2- 0	1- 0	2- 0				
4- 5	0- 3	0- 1	AWAY	1- 1	1- 0	2- 0				
1- 1	0- 1	0- 0	NEUTRAL	1- 0	0- 0	0- 0				

RPI 1-25				RPI 26-50				RPI 51-100				RPI 101+			
RPI	S	Opponent	Score	RPI	S	Opponent	Score	RPI	S	Opponent	Score	RPI	S	Opponent	Score
1	H	UConn	58 75	36	N	LSU	69 54	51	A	UNI	59 67	104	A	Texas Tech	65 53
7	A	Baylor	57 87	38	N	North Carolina St.	67 50	59	A	Iowa St.	69 75	104	H	Texas Tech	68 54
7	H	Baylor	49 91	41	A	West Virginia	59 66	59	H	Iowa St.	80 68	116	H	Princeton	60 42
7	N	Baylor	71 88	41	H	West Virginia	86 71	59	N	Iowa St.	74 67	130	H	Lamar University	68 43
13	A	Texas	58 63	46	H	Auburn	71 66	80	A	Oklahoma St.	63 43	143	H	Tulsa	82 62
13	H	Texas	61 69					80	H	Oklahoma St.	74 69	149	A	Omaha	70 57
19	A	Oklahoma	80 85					84	H	UT Arlington	62 49	166	A	TCU	68 65
19	H	Oklahoma	79 71									166	H	TCU	74 63
LAST 12 Division I GAMES:															
		7 N Baylor	71 88			41 A West Virginia	59 66								
		59 N Iowa St.	74 67			59 H Iowa St.	80 68								
		13 H Texas	61 69			13 A Texas	58 63								
		189 A Kansas	61 54			104 A Texas Tech	65 53								
		19 H Oklahoma	79 71			80 H Oklahoma St.	74 69								
		166 A TCU	68 65			7 H Baylor	49 91								

Non-Div I Games:

Kansas St.

Average RPI Win:	307	WON-LOST	WINNING	LAST 10	STRENGTH OF	OPP. STRENGTH	TEAM	ADJ.	CONF.	ADJ CONF.
Average RPI Loss:	148	RECORD	PCT. RANK	GAMES	SCHEDULE	OF SCHEDULE	RPI	RPI	RPI	RPI
DIV. I ONLY	10- 20	262	6- 4	203	263	272	272	25	25	
DIV. I NON-CONF.	1- 13	334	0- 0	214	252	338	338	24	24	
TOTALS	RPI 1-25	RPI 26-50	W-L RECORDS	RPI 51-100	RPI 101-150	RPI 150+				
10- 20	0- 1	0- 0	OVERALL	0- 7	0- 4	10- 8				
6- 8	0- 1	0- 0	HOME	0- 3	0- 1	6- 3				
4- 9	0- 0	0- 0	AWAY	0- 0	0- 1	4- 0				
0- 3	0- 0	0- 0	NEUTRAL	0- 0	0- 0	0- 3				
1- 13	0- 1	0- 0	NON-CONFERENCE	0- 3	0- 1	1- 8				
1- 5	0- 1	0- 0	HOME	0- 1	0- 0	1- 3				
0- 5	0- 0	0- 0	AWAY	0- 2	0- 1	0- 2				
0- 3	0- 0	0- 0	NEUTRAL	0- 0	0- 0	0- 3				
9- 7	0- 0	0- 0	CONFERENCE	0- 4	0- 3	9- 0				
5- 3	0- 0	0- 0	HOME	0- 2	0- 1	5- 0				
4- 4	0- 0	0- 0	AWAY	0- 2	0- 2	4- 0				
0- 0	0- 0	0- 0	NEUTRAL	0- 0	0- 0	0- 0				

RPI 1-25				RPI 26-50				RPI 51-100				RPI 101+ Team's RPI: 272			
RPI	S	Opponent	Score	RPI	S	Opponent	Score	RPI	S	Opponent	Score	RPI	S	Opponent	Score
18	H	Temple	38 79					61	H	Georgia Tech	49 86	102	A	Stetson	48 78
								85	A	Georgia	40 82	102	A	Stetson	43 60
								90	A	FGCU	35 69	102	H	Stetson	56 65
								90	H	FGCU	56 75	112	A	Vanderbilt	54 86
								91	A	Mercer	46 61	179	H	Morehead St.	50 71
								93	A	Jacksonville	48 72	206	N	Xavier	52 75
								93	H	Jacksonville	62 74	213	N	Portland St.	61 71
												239	H	Wofford	49 78
												252	H	Jacksonville St.	59 65
												261	A	Georgia St.	59 62
												262	A	Austin Peay	49 68
												292	A	North Florida	67 61
												292	H	North Florida	52 48
												296	H	Savannah St.	72 60
												298	A	Lipscomb	70 55
												298	H	Lipscomb	96 69
												315	A	USC Upstate	79 71
												315	H	USC Upstate	74 67
												317	N	Arkansas St.	67 70
												321	A	NJIT	66 56
												321	H	NJIT	75 64
												321	H	NJIT	62 60
LAST 12 Division I GAMES:															
102	A	Stetson	48 78	90	A	FGCU	35 69								
321	H	NJIT	62 60	321	A	NJIT	66 56								
298	H	Lipscomb	96 69	315	H	USC Upstate	74 67								
93	H	Jacksonville	62 74	321	H	NJIT	75 64								
292	H	North Florida	52 48	315	A	USC Upstate	79 71								
102	A	Stetson	43 60	292	A	North Florida	67 61								

Non-Div I Games:

Kennesaw St.

■ Loss,
 ■ Non-Conf,
 ■ S Site,
 ■ Home
 ■ A Away
 N Neutral

Average RPI Win:	204	WON-LOST	WINNING	LAST 10	STRENGTH OF	OPP. STRENGTH	TEAM	ADJ.	CONF.	ADJ CONF.
Average RPI Loss:	81	RECORD	PCT. RANK	GAMES	SCHEDULE	OF SCHEDULE	RPI	RPI	RPI	RPI
DIV. I ONLY	19- 12	109	8- 2	101	113	95	95	10	10	
DIV. I NON-CONF.	6- 6	165	0- 0	86	172	135	135	11	11	
TOTALS	RPI 1-25	RPI 26-50	W-L RECORDS	RPI 51-100	RPI 101-150	RPI 150+				
19- 12	0- 1	1- 3	OVERALL	4- 5	1- 2	13- 1				
11- 3	0- 0	1- 1	HOME	2- 1	0- 0	8- 1				
7- 6	0- 0	0- 0	AWAY	1- 4	1- 2	5- 0				
1- 3	0- 1	0- 2	NEUTRAL	1- 0	0- 0	0- 0				
6- 6	0- 1	0- 1	NON-CONFERENCE	1- 2	1- 1	4- 1				
4- 1	0- 0	0- 0	HOME	0- 0	0- 0	4- 1				
1- 3	0- 0	0- 0	AWAY	0- 2	1- 1	0- 0				
1- 2	0- 1	0- 1	NEUTRAL	1- 0	0- 0	0- 0				
13- 6	0- 0	1- 2	CONFERENCE	3- 3	0- 1	9- 0				
7- 2	0- 0	1- 1	HOME	2- 1	0- 0	4- 0				
6- 3	0- 0	0- 0	AWAY	1- 2	0- 1	5- 0				
0- 1	0- 0	0- 1	NEUTRAL	0- 0	0- 0	0- 0				

RPI S	Opponent	Score	RPI S	Opponent	Score	RPI S	Opponent	Score	RPI S	Opponent	Score
7 N	Baylor	42 84	40 N	Western Ky.	73 79	63 A	Iowa	48 83	121 A	Ball St.	47 71
			44 H	Central Mich.	78 91	72 A	Ohio	68 65	141 A	Detroit Mercy	52 73
			49 H	Toledo	70 60	72 H	Ohio	83 77	142 A	Wright St.	79 69
			49 N	Toledo	63 67	73 A	Minnesota	62 92	162 A	Western Mich.	71 67
						74 A	Northern Ill.	72 93	190 H	Robert Morris	65 68
						74 H	Northern Ill.	97 98	229 H	Bradley	77 52
						90 N	FGCU	77 64	238 A	Akron	72 58
						97 A	Buffalo	62 77	238 H	Akron	73 69
						97 H	Buffalo	80 71	248 A	Miami (OH)	78 51
									248 H	Miami (OH)	84 66
									257 A	Bowling Green	70 60
									257 H	Bowling Green	80 78
									271 H	Eastern Ky.	80 67
									284 A	Eastern Mich.	86 67
									284 H	Eastern Mich.	83 65
									316 H	Fort Wayne	66 55
									319 H	Youngstown St.	75 60
LAST 12 Division I GAMES:											
49 N	Toledo	63 67	238 A	Akron	72 58						
97 H	Buffalo	80 71	284 H	Eastern Mich.	83 65						
248 A	Miami (OH)	78 51	97 A	Buffalo	62 77						
238 H	Akron	73 69	248 H	Miami (OH)	84 66						
257 A	Bowling Green	70 60	257 H	Bowling Green	80 78						
72 H	Ohio	83 77	74 A	Northern Ill.	72 93						

Non-Div I Games:

Kent St.

■ Loss,
■ Non-Conf,
■ S Site,
■ H Home
■ A Away
N Neutral

Average RPI Win:	94	WON-LOST	WINNING	LAST 10	STRENGTH OF	OPP. STRENGTH	TEAM	ADJ.	CONF.	ADJ CONF.
Average RPI Loss:	24	RECORD	PCT. RANK	GAMES	SCHEDULE	OF SCHEDULE	RPI	RPI	RPI	RPI
DIV. I ONLY	21- 10	77	6- 4	3	13	14	14	2	2	
DIV. I NON-CONF.	9- 4	85	0- 0	5	25	16	16	2	2	
TOTALS	RPI 1-25	RPI 26-50	W-L RECORDS	RPI 51-100	RPI 101-150	RPI 150+				
21- 10	4- 8	2- 1	OVERALL	5- 0	7- 1	3- 0				
15- 3	4- 2	0- 1	HOME	4- 0	5- 0	2- 0				
5- 6	0- 5	2- 0	AWAY	1- 0	1- 1	1- 0				
1- 1	0- 1	0- 0	NEUTRAL	0- 0	1- 0	0- 0				
9- 4	2- 2	0- 1	NON-CONFERENCE	2- 0	3- 1	2- 0				
9- 1	2- 0	0- 1	HOME	2- 0	3- 0	2- 0				
0- 3	0- 2	0- 0	AWAY	0- 0	0- 1	0- 0				
0- 0	0- 0	0- 0	NEUTRAL	0- 0	0- 0	0- 0				
12- 6	2- 6	2- 0	CONFERENCE	3- 0	4- 0	1- 0				
6- 2	2- 2	0- 0	HOME	2- 0	2- 0	0- 0				
5- 3	0- 3	2- 0	AWAY	1- 0	1- 0	1- 0				
1- 1	0- 1	0- 0	NEUTRAL	0- 0	1- 0	0- 0				

RPI	S	Opponent	Score	RPI	S	Opponent	Score	RPI	S	Opponent	Score	RPI	S	Opponent	Score
3	A	South Carolina	87 95	34	H	Arizona St.	71 73	77	H	New Hampshire	92 43	103	H	Washington St.	69 67
3	H	South Carolina	63 75	36	A	LSU	55 42	82	H	Middle Tenn.	61 48	109	A	Colorado	69 79
3	N	South Carolina	77 89	46	A	Auburn	64 60	83	H	Florida	67 48	110	H	Albany (NY)	70 46
5	H	Mississippi St.	78 75					85	A	Georgia	66 56	112	H	Vanderbilt	71 63
8	A	Duke	54 69					85	H	Georgia	82 61	118	H	Ole Miss	89 57
11	A	Louisville	67 69									125	H	Radford	59 36
15	H	Miami (FL)	82 66									134	A	Alabama	71 54
19	H	Oklahoma	82 68									134	N	Alabama	65 55
20	A	Tennessee	65 72									172	A	Arkansas	69 62
21	H	Texas A&M	68 77									179	H	Morehead St.	74 47
24	A	Missouri	67 73									228	H	Samford	80 57
24	H	Missouri	64 62												
LAST 12 Division I GAMES:															
3	N	South Carolina	77 89	85	A	Georgia	66 56								
134	N	Alabama	65 55	112	H	Vanderbilt	71 63								
3	A	South Carolina	87 95	3	H	South Carolina	63 75								
5	H	Mississippi St.	78 75	24	A	Missouri	67 73								
83	H	Florida	67 48	118	H	Ole Miss	89 57								
172	A	Arkansas	69 62	46	A	Auburn	64 60								

Non-Div I Games:

Kentucky

■ Loss,
■ Non-Conf, S Site,
■ Home
■ Away
N Neutral

Average RPI Win:	310	WON-LOST	WINNING	LAST 10	STRENGTH OF	OPP. STRENGTH	TEAM	ADJ.	CONF.	ADJ CONF.
Average RPI Loss:	226	RECORD	PCT. RANK	GAMES	SCHEDULE	OF SCHEDULE	RPI	RPI	RPI	RPI
DIV. I ONLY	6- 23	316	3- 7	310	343	336	336	31	31	
DIV. I NON-CONF.	1- 10	325	0- 1	190	309	332	332	32	32	
TOTALS	RPI 1-25	RPI 26-50	W-L RECORDS	RPI 51-100	RPI 101-150	RPI 150+				
6- 23	0- 1	0- 0	OVERALL	0- 0	0- 2	6- 20				
3- 11	0- 0	0- 0	HOME	0- 0	0- 1	3- 10				
3- 10	0- 1	0- 0	AWAY	0- 0	0- 0	3- 9				
0- 2	0- 0	0- 0	NEUTRAL	0- 0	0- 1	0- 1				
1- 10	0- 1	0- 0	NON-CONFERENCE	0- 0	0- 2	1- 7				
1- 4	0- 0	0- 0	HOME	0- 0	0- 1	1- 3				
0- 4	0- 1	0- 0	AWAY	0- 0	0- 0	0- 3				
0- 2	0- 0	0- 0	NEUTRAL	0- 0	0- 1	0- 1				
5- 13	0- 0	0- 0	CONFERENCE	0- 0	0- 0	5- 13				
2- 7	0- 0	0- 0	HOME	0- 0	0- 0	2- 7				
3- 6	0- 0	0- 0	AWAY	0- 0	0- 0	3- 6				
0- 0	0- 0	0- 0	NEUTRAL	0- 0	0- 0	0- 0				

RPI 1-25			RPI 26-50			RPI 51-100			RPI 101+ Team's RPI: 336		
RPI	S	Opponent	Score	RPI	S	RPI	S	Opponent	Score		
25	A	Ohio St.	54 113					133	H	Yale	44 75
								144	N	Milwaukee	50 88
								159	H	Army West Point	47 68
								190	A	Robert Morris	42 83
								190	H	Robert Morris	54 64
								193	H	George Mason	48 64
								194	A	Columbia	57 66
								198	A	Seton Hall	59 77
								200	A	Sacred Heart	48 66
								200	H	Sacred Heart	41 51
								211	H	UMBC	45 57
								243	A	Saint Francis (PA)	52 66
								243	H	Saint Francis (PA)	30 74
								246	A	Bryant	53 57
								246	H	Bryant	53 62
								258	H	Stony Brook	58 48
								275	A	Colgate	61 76
								288	A	Mt. St. Mary's	43 56
								288	H	Mt. St. Mary's	63 60
								306	A	Central Conn. St.	68 62
								306	H	Central Conn. St.	71 76
								321	N	NJIT	48 50
								325	A	St. Francis Brooklyn	62 58
								325	H	St. Francis Brooklyn	54 56
								339	A	Fairleigh Dickinson	46 64
								339	H	Fairleigh Dickinson	54 67
LAST 12 Division I GAMES:											
321	N	NJIT	48 50	339	H	Fairleigh Dickinson	54 67				
341	A	Wagner	63 58	190	H	Robert Morris	54 64				
288	A	Mt. St. Mary's	43 56	243	H	Saint Francis (PA)	30 74				
325	A	St. Francis Brooklyn	62 58	306	A	Central Conn. St.	68 62				
200	H	Sacred Heart	41 51	200	A	Sacred Heart	48 66				
246	A	Bryant	53 57	341	H	Wagner	69 64				

Non-Div I Games:

LIU Brooklyn

■ Loss,
 ■ Non-Conf,
 ■ S Site,
 ■ H Home
 ■ A Away
 N Neutral

L
I
U
B
r
o
o
k
l
y
n

LIU Brooklyn
RPI S Opponent Score

Through Games Of March 10, 2017

RPI	S	Opponent	Score	
341	A	Wagner	63	58
341	H	Wagner	69	64

L
I
U
B
r
o
o
k
l
y
n

LIU Brooklyn

Average RPI Win:	132	WON-LOST	WINNING	LAST 10	STRENGTH OF	OPP. STRENGTH	TEAM	ADJ.	CONF.	ADJ CONF.
Average RPI Loss:	30	RECORD	PCT. RANK	GAMES	SCHEDULE	OF SCHEDULE	RPI	RPI	RPI	RPI
DIV. I ONLY	20- 11	96	5- 5	32	12	36	36	2	2	
DIV. I NON-CONF.	11- 2	23	0- 0	81	19	35	35	2	2	
TOTALS	RPI 1-25	RPI 26-50	W-L RECORDS	RPI 51-100	RPI 101-150	RPI 150+				
20- 11	2- 8	2- 1	OVERALL	3- 1	6- 1	7- 0				
13- 3	2- 3	1- 0	HOME	3- 0	2- 0	5- 0				
3- 6	0- 0	0- 0	AWAY	0- 0	2- 0	1- 0				
4- 2	0- 2	1- 0	NEUTRAL	0- 0	2- 0	1- 0				
11- 2	0- 2	2- 0	NON-CONFERENCE	2- 0	2- 0	5- 0				
7- 1	0- 1	1- 0	HOME	2- 0	0- 0	4- 0				
1- 0	0- 0	0- 0	AWAY	0- 0	1- 0	0- 0				
3- 1	0- 1	1- 0	NEUTRAL	0- 0	1- 0	1- 0				
9- 9	2- 6	0- 1	CONFERENCE	1- 1	4- 1	2- 0				
6- 2	2- 2	0- 0	HOME	1- 0	2- 0	1- 0				
2- 6	0- 3	0- 1	AWAY	0- 1	1- 1	1- 0				
1- 1	0- 1	0- 0	NEUTRAL	0- 0	1- 0	0- 0				

RPI	S	Opponent	Score	RPI	S	Opponent	Score	RPI	S	Opponent	Score	RPI	S	Opponent	Score
1	H	UConn	53 76	38	N	North Carolina St.	59 58	75	H	Tulane	69 51	112	A	Vanderbilt	68 70
3	H	South Carolina	61 84	45	H	Little Rock	69 49	83	H	Florida	78 67	112	H	Vanderbilt	64 58
5	A	Mississippi St.	48 74	46	A	Auburn	49 54	85	A	Georgia	65 70	118	A	Ole Miss	62 51
5	N	Mississippi St.	61 78					86	H	Wake Forest	60 57	118	N	Ole Miss	65 49
14	H	Kentucky	42 55									120	N	North Carolina	70 43
20	A	Tennessee	58 77									134	H	Alabama	48 41
21	A	Texas A&M	52 54									137	A	Louisiana Tech	77 73
21	H	Texas A&M	67 63									156	H	Rice	66 55
22	N	Kansas St.	54 69									166	H	TCU	67 61
24	H	Missouri	80 71									172	A	Arkansas	53 52
												172	H	Arkansas	53 46
												209	H	Alabama St.	93 40
												304	N	UTEP	78 45
												340	H	Sam Houston St.	89 41
LAST 12 Division I GAMES:															
		5 N Mississippi St.	61 78			112 A Vanderbilt	68 70								
		118 N Ole Miss	65 49			118 A Ole Miss	62 51								
		112 H Vanderbilt	64 58			134 H Alabama	48 41								
		46 A Auburn	49 54			20 A Tennessee	58 77								
		85 A Georgia	65 70			172 H Arkansas	53 46								
		21 H Texas A&M	67 63			21 A Texas A&M	52 54								

Non-Div I Games:

LSU

■ Loss,
 ■ Non-Conf,
 ■ S Site,
 ■ Home
 ■ A Away
 N Neutral

Average RPI Win:	233	WON-LOST	WINNING	LAST 10	STRENGTH OF	OPP. STRENGTH	TEAM	ADJ.	CONF.	ADJ CONF.
Average RPI Loss:	108	RECORD	PCT. RANK	GAMES	SCHEDULE	OF SCHEDULE	RPI	RPI	RPI	RPI
DIV. I ONLY	17- 13	127	5- 5	246	120	170	170	12	12	
DIV. I NON-CONF.	7- 5	137	0- 0	202	161	156	156	12	12	
TOTALS	RPI 1-25	RPI 26-50	W-L RECORDS	RPI 51-100	RPI 101-150	RPI 150+				
17- 13	0- 1	1- 1	OVERALL	1- 3	0- 7	15- 1				
8- 7	0- 0	0- 1	HOME	0- 2	0- 3	8- 1				
8- 5	0- 1	1- 0	AWAY	1- 1	0- 3	6- 0				
1- 1	0- 0	0- 0	NEUTRAL	0- 0	0- 1	1- 0				
7- 5	0- 1	0- 1	NON-CONFERENCE	1- 1	0- 1	6- 1				
4- 2	0- 0	0- 1	HOME	0- 0	0- 0	4- 1				
2- 3	0- 1	0- 0	AWAY	1- 1	0- 1	1- 0				
1- 0	0- 0	0- 0	NEUTRAL	0- 0	0- 0	1- 0				
10- 8	0- 0	1- 0	CONFERENCE	0- 2	0- 6	9- 0				
4- 5	0- 0	0- 0	HOME	0- 2	0- 3	4- 0				
6- 2	0- 0	1- 0	AWAY	0- 0	0- 2	5- 0				
0- 1	0- 0	0- 0	NEUTRAL	0- 0	0- 1	0- 0				

RPI 1-25			RPI 26-50			RPI 51-100			RPI 101+			Team's RPI: 170
RPI	S	Opponent	Score	RPI	S	Opponent	Score	RPI	S	Opponent	Score	
18	A	Temple	70 86	33	A	Dayton	54 51	53	H	George Washington	65 79	108 A Rider 61 74
				43	H	Harvard	64 66	56	A	Penn	58 56	113 A Saint Joseph's 58 67
								66	A	Villanova	49 52	113 H Saint Joseph's 55 75
								92	H	Saint Louis	74 79	113 N Saint Joseph's 48 66
												119 H Fordham 61 66
												124 H Duquesne 68 76
												147 A VCU 56 61
												165 H Fairfield 68 61
												185 H American 63 59
												193 H George Mason 59 57
												218 A UNCW 64 48
												231 A Richmond 63 58
												248 N Miami (OH) 79 70
												249 A St. Bonaventure 57 45
												249 H St. Bonaventure 73 70
												277 A Davidson 65 58
												293 H UMKC 64 59
												300 H Lafayette 49 56
												301 A Rhode Island 58 49
												301 H Rhode Island 70 51
												311 A Massachusetts 57 52
												311 H Massachusetts 68 64
												347 H Delaware St. 78 38
LAST 12 Division I GAMES:												
113	N	Saint Joseph's	48 66	249	A	St. Bonaventure	57 45					
249	H	St. Bonaventure	73 70	53	H	George Washington	65 79					
119	H	Fordham	61 66	301	A	Rhode Island	58 49					
311	A	Massachusetts	57 52	193	H	George Mason	59 57					
92	H	Saint Louis	74 79	311	H	Massachusetts	68 64					
113	A	Saint Joseph's	58 67	277	A	Davidson	65 58					

Non-Div I Games:

La Salle

■ Loss,
 ■ Non-Conf, S Site,
 ■ Home
 ■ Away
 N Neutral

La.-Monroe

Through Games Of March 10, 2017

Average RPI Win:	271	WON-LOST	WINNING	LAST 10	STRENGTH OF	OPP. STRENGTH	TEAM	ADJ.	CONF.	ADJ CONF.
Average RPI Loss:	185	RECORD	PCT. RANK	GAMES	SCHEDULE	OF SCHEDULE	RPI	RPI	RPI	RPI
DIV. I ONLY	4- 24	330	1- 9	229	262	331	331	21	21	
DIV. I NON-CONF.	1- 8	314	0- 0	301	310	340	340	19	19	
TOTALS	RPI 1-25	RPI 26-50	W-L RECORDS	RPI 51-100	RPI 101-150	RPI 150+				
4- 24	0- 0	0- 2	OVERALL	0- 2	0- 6	4- 14				
3- 10	0- 0	0- 1	HOME	0- 1	0- 3	3- 5				
1- 13	0- 0	0- 1	AWAY	0- 1	0- 2	1- 9				
0- 1	0- 0	0- 0	NEUTRAL	0- 0	0- 1	0- 0				
1- 8	0- 0	0- 0	NON-CONFERENCE	0- 0	0- 2	1- 6				
0- 4	0- 0	0- 0	HOME	0- 0	0- 1	0- 3				
1- 4	0- 0	0- 0	AWAY	0- 0	0- 1	1- 3				
0- 0	0- 0	0- 0	NEUTRAL	0- 0	0- 0	0- 0				
3- 16	0- 0	0- 2	CONFERENCE	0- 2	0- 4	3- 8				
3- 6	0- 0	0- 1	HOME	0- 1	0- 2	3- 2				
0- 9	0- 0	0- 1	AWAY	0- 1	0- 1	0- 6				
0- 1	0- 0	0- 0	NEUTRAL	0- 0	0- 1	0- 0				

RPI S	Opponent	Score	RPI S	Opponent	Score	RPI S	Opponent	Score	RPI S	Opponent	Score	Team's RPI: 331
45	A Little Rock	34 78	45	H Little Rock	47 92	84	A UT Arlington	59 93	118	A Ole Miss	40 97	
						84	H UT Arlington	47 83	126	H Troy	67 94	
									137	H Louisiana Tech	53 73	
									145	A Louisiana	57 67	
									145	H Louisiana	59 65	
									145 N Louisiana	72 79		
									156	H Rice	50 93	
									169	A Texas St.	50 63	
									169	H Texas St.	61 59	
									172	A Arkansas	46 92	
									199	H Grambling	54 59	
									214	A Appalachian St.	61 79	
									242	H South Ala.	44 74	
									247	A Ga. Southern	65 76	
									247	H Ga. Southern	44 65	
									255	A Coastal Caro.	48 75	
									261	A Georgia St.	35 87	
									261	H Georgia St.	72 63	
									279	H McNeese	52 78	
									295	A Nicholls St.	54 73	
									303	A Northwestern St.	65 67	
									317	A Arkansas St.	56 71	
									317	H Arkansas St.	59 51	
									337	A Houston Baptist	77 65	
LAST 12 Division I GAMES:												
145	N Louisiana	72 79	242	H South Ala.	44 74							
169	H Texas St.	61 59	126	H Troy	67 94							
84	H UT Arlington	47 83	247	A Ga. Southern	65 76							
214	A Appalachian St.	61 79	261	A Georgia St.	35 87							
255	A Coastal Caro.	48 75	317	H Arkansas St.	59 51							
145	H Louisiana	59 65	45	H Little Rock	47 92							

Non-Div I Games: Centenary (LA) 83 39 LSU-Alexandria 73 61

La.-Monroe

Loss, Non-Conf, S Site, H Home A Away N Neutral

Lafayette

Through Games Of March 10, 2017

Average RPI Win:	270	WON-LOST	WINNING	LAST 10	STRENGTH OF	OPP. STRENGTH	TEAM	ADJ.	CONF.	ADJ CONF.
Average RPI Loss:	165	RECORD	PCT. RANK	GAMES	SCHEDULE	OF SCHEDULE	RPI	RPI	RPI	RPI
DIV. I ONLY	4- 28	336	3- 7	109	258	300	300	24	24	
DIV. I NON-CONF.	1- 11	330	0- 0	27	150	223	223	26	26	
TOTALS	RPI 1-25	RPI 26-50	W-L RECORDS	RPI 51-100	RPI 101-150	RPI 150+				
4- 28	0- 1	0- 0	OVERALL	0- 6	0- 6	4- 15				
1- 11	0- 0	0- 0	HOME	0- 3	0- 1	1- 7				
3- 14	0- 1	0- 0	AWAY	0- 2	0- 5	3- 6				
0- 3	0- 0	0- 0	NEUTRAL	0- 1	0- 0	0- 2				
1- 11	0- 1	0- 0	NON-CONFERENCE	0- 4	0- 3	1- 3				
0- 3	0- 0	0- 0	HOME	0- 2	0- 0	0- 1				
1- 5	0- 1	0- 0	AWAY	0- 1	0- 3	1- 0				
0- 3	0- 0	0- 0	NEUTRAL	0- 1	0- 0	0- 2				
3- 17	0- 0	0- 0	CONFERENCE	0- 2	0- 3	3- 12				
1- 8	0- 0	0- 0	HOME	0- 1	0- 1	1- 6				
2- 9	0- 0	0- 0	AWAY	0- 1	0- 2	2- 6				
0- 0	0- 0	0- 0	NEUTRAL	0- 0	0- 0	0- 0				

RPI 1-25			RPI 26-50			RPI 51-100			RPI 101+ Team's RPI: 300		
RPI	S	Opponent	Score	RPI	S	Opponent	Score	RPI	S	Opponent	Score
11	A	Louisville	48 92					56	H	Penn	47 64
								65	N	Chattanooga	43 68
								69	A	St. John's (NY)	46 64
								70	A	Bucknell	61 78
								70	H	Bucknell	65 79
								78	H	Drexel	39 81
								108	A	Rider	58 76
								116	A	Princeton	27 65
								122	A	Navy	37 53
								122	A	Navy	41 76
								122	H	Navy	65 68
								124	A	Duquesne	52 67
								159	A	Army West Point	73 76
								159	H	Army West Point	55 63
								160	N	Hampton	55 58
								170	A	La Salle	56 49
								185	A	American	45 75
								185	H	American	52 76
								190	H	Robert Morris	51 62
								226	A	Boston U.	50 68
								226	H	Boston U.	58 75
								257	N	Bowling Green	42 69
								268	A	Loyola Maryland	47 75
								268	H	Loyola Maryland	55 60
								275	A	Colgate	69 76
								275	H	Colgate	90 85
								308	A	Lehigh	60 69
								308	H	Lehigh	53 56
								318	A	Holy Cross	85 70
								318	A	Holy Cross	58 54
								318	H	Holy Cross	61 67
LAST 12 Division I GAMES:											
122	A	Navy	37 53	185	A	American	45 75				
318	A	Holy Cross	58 54	122	H	Navy	65 68				
70	A	Bucknell	61 78	318	A	Holy Cross	85 70				
275	H	Colgate	90 85	226	H	Boston U.	58 75				
70	H	Bucknell	65 79	159	H	Army West Point	55 63				
308	A	Lehigh	60 69	268	A	Loyola Maryland	47 75				

Non-Div I Games:

Lafayette

■ Loss,
 ■ Non-Conf,
 ■ S Site,
 ■ H Home
 ■ A Away
 N Neutral

Average RPI Win:	286	WON-LOST	WINNING	LAST 10	STRENGTH OF	OPP. STRENGTH	TEAM	ADJ.	CONF.	ADJ CONF.
Average RPI Loss:	94	RECORD	PCT. RANK	GAMES	SCHEDULE	OF SCHEDULE	RPI	RPI	RPI	RPI
DIV. I ONLY	18- 6	39	9- 1	333	247	130	130	27	27	
DIV. I NON-CONF.	3- 3	165	0- 0	217	4	134	134	27	27	
TOTALS	RPI 1-25	RPI 26-50	W-L RECORDS	RPI 51-100	RPI 101-150	RPI 150+				
18- 6	0- 2	0- 1	OVERALL	1- 1	0- 1	17- 1				
11- 0	0- 0	0- 0	HOME	0- 0	0- 0	11- 0				
7- 6	0- 2	0- 1	AWAY	1- 1	0- 1	6- 1				
0- 0	0- 0	0- 0	NEUTRAL	0- 0	0- 0	0- 0				
3- 3	0- 2	0- 1	NON-CONFERENCE	0- 0	0- 0	3- 0				
2- 0	0- 0	0- 0	HOME	0- 0	0- 0	2- 0				
1- 3	0- 2	0- 1	AWAY	0- 0	0- 0	1- 0				
0- 0	0- 0	0- 0	NEUTRAL	0- 0	0- 0	0- 0				
15- 3	0- 0	0- 0	CONFERENCE	1- 1	0- 1	14- 1				
9- 0	0- 0	0- 0	HOME	0- 0	0- 0	9- 0				
6- 3	0- 0	0- 0	AWAY	1- 1	0- 1	5- 1				
0- 0	0- 0	0- 0	NEUTRAL	0- 0	0- 0	0- 0				

RPI 1-25				RPI 26-50				RPI 51-100				RPI 101+ Team's RPI: 130			
RPI	S	Opponent	Score	RPI	S	Opponent	Score	RPI	S	Opponent	Score	RPI	S	Opponent	Score
4	A	Oregon St.	56 88	35	A	Oregon	67 84	96	A	Central Ark.	70 56	106	A	Abilene Christian	59 77
22	A	Kansas St.	43 68					99	A	SFA	66 74	234	A	New Orleans	66 55
												234	H	New Orleans	73 42
												254	A	Canisius	65 51
												270	A	A&M-Corpus Christi	74 63
												270	H	A&M-Corpus Christi	65 49
												279	A	McNeese	83 67
												279	H	McNeese	79 57
												294	H	Northern Ariz.	75 60
												295	A	Nicholls St.	67 78
												295	H	Nicholls St.	81 77
												303	H	Northwestern St.	73 60
												326	H	Loyola Chicago	76 50
												329	H	Southeastern La.	86 68
												333	H	Incarinate Word	83 54
												337	A	Houston Baptist	81 53
												337	H	Houston Baptist	74 22
												340	A	Sam Houston St.	70 44
												340	H	Sam Houston St.	84 51
LAST 12 Division I GAMES:															
279	A	McNeese	83 67	340	H	Sam Houston St.	84 51								
295	H	Nicholls St.	81 77	279	H	McNeese	79 57								
337	H	Houston Baptist	74 22	234	A	New Orleans	66 55								
270	A	A&M-Corpus Christi	74 63	303	H	Northwestern St.	73 60								
337	A	Houston Baptist	81 53	270	H	A&M-Corpus Christi	65 49								
99	A	SFA	66 74	295	A	Nicholls St.	67 78								

Non-Div I Games: St. Thomas (TX) 95 49 Louisiana Col. 94 55 Howard Payne 93 56 Southwestern (TX) 87 41

Lamar University

Loss, Non-Conf, S Site, H Home A Away N Neutral

Average RPI Win: 291	WON-LOST	WINNING	LAST 10	STRENGTH OF	OPP. STRENGTH	TEAM	ADJ.	CONF.	ADJ CONF.
Average RPI Loss: 175	RECORD	PCT. RANK	GAMES	SCHEDULE	OF SCHEDULE	RPI	RPI	RPI	RPI
DIV. I ONLY	9- 20	273	4- 6	269	293	308	308	24	24
DIV. I NON-CONF.	4- 6	209	0- 0	220	326	261	261	26	26
TOTALS	RPI 1-25	RPI 26-50	W-L RECORDS	RPI 51-100	RPI 101-150	RPI 150+			
9- 20	0- 0	0- 0	OVERALL	0- 4	0- 4	9- 12			
7- 8	0- 0	0- 0	HOME	0- 1	0- 2	7- 5			
2- 12	0- 0	0- 0	AWAY	0- 3	0- 2	2- 7			
0- 0	0- 0	0- 0	NEUTRAL	0- 0	0- 0	0- 0			
4- 6	0- 0	0- 0	NON-CONFERENCE	0- 2	0- 2	4- 2			
3- 3	0- 0	0- 0	HOME	0- 0	0- 1	3- 2			
1- 3	0- 0	0- 0	AWAY	0- 2	0- 1	1- 0			
0- 0	0- 0	0- 0	NEUTRAL	0- 0	0- 0	0- 0			
5- 14	0- 0	0- 0	CONFERENCE	0- 2	0- 2	5- 10			
4- 5	0- 0	0- 0	HOME	0- 1	0- 1	4- 3			
1- 9	0- 0	0- 0	AWAY	0- 1	0- 1	1- 7			
0- 0	0- 0	0- 0	NEUTRAL	0- 0	0- 0	0- 0			

RPI S	Opponent	Score	RPI S	Opponent	Score	RPI S	Opponent	Score	RPI S	Opponent	Score	Team's RPI: 308
						55	A California	63 96	108	H Rider	68 75	
						66	A Villanova	37 59	122	A Navy	44 79	
						70	A Bucknell	54 73	122	H Navy	64 66	
						70	H Bucknell	58 77	124	A Duquesne	49 63	
									159	A Army West Point	52 70	
									159	H Army West Point	71 75	
									185	A American	51 68	
									185	H American	58 70	
									200	H Sacred Heart	68 62	
									220	H Monmouth	62 73	
									226	A Boston U.	50 64	
									226	H Boston U.	64 69	
									268	A Loyola Maryland	50 78	
									268	A Loyola Maryland	58 62	
									268	H Loyola Maryland	86 69	
									275	A Colgate	70 75	
									275	H Colgate	83 74	
									283	H Norfolk St.	57 81	
									288	A Mt. St. Mary's	74 57	
									300	A Lafayette	56 53	
									300	H Lafayette	69 60	
									318	A Holy Cross	47 65	
									318	H Holy Cross	80 64	
									321	H NJIT	84 52	
									347	H Delaware St.	91 80	
LAST 12 Division I GAMES:												
268	A Loyola Maryland	50 78	318	H Holy Cross	80 64							
275	H Colgate	83 74	70	A Bucknell	54 73							
159	A Army West Point	52 70	185	H American	58 70							
275	A Colgate	70 75	268	H Loyola Maryland	86 69							
300	H Lafayette	69 60	226	A Boston U.	50 64							
122	A Navy	44 79	300	A Lafayette	56 53							

Non-Div I Games: East Stroudsburg 78 72

Lehigh

■ Loss,
 ■ Non-Conf,
 ■ S Site,
 ■ Home
 ■ A Away
 N Neutral

Liberty

Through Games Of March 10, 2017

Average RPI Win: 260	WON-LOST	WINNING	LAST 10	STRENGTH OF	OPP. STRENGTH	TEAM	ADJ.	CONF.	ADJ CONF.
Average RPI Loss: 176	RECORD	PCT. RANK	GAMES	SCHEDULE	OF SCHEDULE	RPI	RPI	RPI	RPI
DIV. I ONLY	12- 17	221	6- 4	170	315	235	235	28	28
DIV. I NON-CONF.	0- 10	335	0- 0	52	199	302	302	28	28
TOTALS	RPI 1-25	RPI 26-50	W-L RECORDS	RPI 51-100	RPI 101-150	RPI 150+			
12- 17	0- 1	0- 2	OVERALL	0- 1	1- 2	11- 11			
8- 5	0- 1	0- 1	HOME	0- 0	1- 0	7- 3			
4- 8	0- 0	0- 0	AWAY	0- 0	0- 2	4- 6			
0- 4	0- 0	0- 1	NEUTRAL	0- 1	0- 0	0- 2			
0- 10	0- 1	0- 2	NON-CONFERENCE	0- 1	0- 1	0- 5			
0- 3	0- 1	0- 1	HOME	0- 0	0- 0	0- 1			
0- 3	0- 0	0- 0	AWAY	0- 0	0- 1	0- 2			
0- 4	0- 0	0- 1	NEUTRAL	0- 1	0- 0	0- 2			
12- 7	0- 0	0- 0	CONFERENCE	0- 0	1- 1	11- 6			
8- 2	0- 0	0- 0	HOME	0- 0	1- 0	7- 2			
4- 5	0- 0	0- 0	AWAY	0- 0	0- 1	4- 4			
0- 0	0- 0	0- 0	NEUTRAL	0- 0	0- 0	0- 0			

RPI 1-25				RPI 26-50				RPI 51-100				RPI 101+ Team's RPI: 235			
RPI	S	Opponent	Score	RPI	S	Opponent	Score	RPI	S	Opponent	Score	RPI	S	Opponent	Score
8	H	Duke	38 98	33	N	Dayton	53 82	96	N	Central Ark.	41 61	122	A	Navy	66 67
				39	H	James Madison	48 62					125	A	Radford	68 76
												125	H	Radford	49 48
												186	A	UTSA	64 80
												192	A	Campbell	58 52
												192	H	Campbell	57 47
												211	N	UMBC	51 62
												214	H	Appalachian St.	57 66
												216	A	Presbyterian	55 56
												216	H	Presbyterian	68 60
												221	A	UNC Asheville	54 64
												221	H	UNC Asheville	53 57
												231	N	Richmond	54 63
												232	A	High Point	69 78
												232	H	High Point	81 74
												240	A	Charleston So.	81 72
												240	H	Charleston So.	50 52
												240	H	Charleston So.	67 56
												290	A	Valparaiso	68 70
												312	A	Gardner-Webb	82 84
												312	H	Gardner-Webb	66 63
												342	A	Longwood	71 38
												342	H	Longwood	92 47
												345	A	Winthrop	78 63
												345	H	Winthrop	80 51
LAST 12 Division I GAMES:															
240	H	Charleston So.	50 52	232	A	High Point	69 78								
192	H	Campbell	57 47	216	A	Presbyterian	55 56								
221	H	UNC Asheville	53 57	125	H	Radford	49 48								
345	A	Winthrop	78 63	312	H	Gardner-Webb	66 63								
342	A	Longwood	71 38	192	A	Campbell	58 52								
240	H	Charleston So.	67 56	345	H	Winthrop	80 51								

Non-Div I Games: West Liberty 64 38

Liberty

Loss, Non-Conf, S Site, H Home A Away N Neutral

Average RPI Win: 260	WON-LOST	WINNING	LAST 10	STRENGTH OF	OPP. STRENGTH	TEAM	ADJ.	CONF.	ADJ CONF.
Average RPI Loss: 175	RECORD	PCT. RANK	GAMES	SCHEDULE	OF SCHEDULE	RPI	RPI	RPI	RPI
DIV. I ONLY	5- 24	324	2- 8	121	290	298	298	25	25
DIV. I NON-CONF.	2- 12	310	0- 0	80	314	269	269	24	24
TOTALS	RPI 1-25	RPI 26-50	W-L RECORDS	RPI 51-100	RPI 101-150	RPI 150+			
5- 24	0- 0	0- 1	OVERALL	0- 7	1- 5	4- 11			
3- 9	0- 0	0- 0	HOME	0- 3	0- 2	3- 4			
2- 15	0- 0	0- 0	AWAY	0- 2	1- 0	1- 1			
0- 0	0- 0	0- 0	NEUTRAL	0- 0	0- 0	0- 0			
2- 12	0- 0	0- 1	NON-CONFERENCE	0- 2	1- 3	1- 6			
1- 4	0- 0	0- 0	HOME	0- 1	0- 1	1- 2			
1- 8	0- 0	0- 1	AWAY	0- 1	1- 2	0- 4			
0- 0	0- 0	0- 0	NEUTRAL	0- 0	0- 0	0- 0			
3- 12	0- 0	0- 0	CONFERENCE	0- 5	0- 2	3- 5			
2- 5	0- 0	0- 0	HOME	0- 2	0- 1	2- 2			
1- 7	0- 0	0- 0	AWAY	0- 3	0- 1	1- 3			
0- 0	0- 0	0- 0	NEUTRAL	0- 0	0- 0	0- 0			

RPI S	Opponent	Score	RPI S	Opponent	Score	RPI S	Opponent	Score	RPI S	Opponent	Score	Team's RPI: 298
40	A Western Ky.	35 87	57	A Belmont	62 100	102	A Stetson	60 66				
			90	A FGCU	50 98	102	H Stetson	66 91				
			90	H FGCU	63 90	116	H Princeton	43 71				
			92	H Saint Louis	38 83	118	A Ole Miss	49 76				
			93	A Jacksonville	64 91	121	A Ball St.	78 74				
			93	A Jacksonville	60 84	134	A Alabama	35 82				
			93	H Jacksonville	67 73	179	A Morehead St.	53 73				
						240	H Charleston So.	52 67				
						253	H Tennessee St.	71 77				
						264	A Murray St.	59 79				
						266	A Southeast Mo. St.	63 79				
						268	A Loyola Maryland	30 74				
						272	A Kennesaw St.	69 96				
						272	H Kennesaw St.	55 70				
						282	H Tennessee Tech	71 69				
						292	A North Florida	60 58				
						292	H North Florida	66 62				
						315	A USC Upstate	75 89				
						315	H USC Upstate	84 77				
						321	A NJIT	68 76				
						321	H NJIT	53 76				
LAST 12 Division I GAMES:												
93	A Jacksonville	64 91	315	A USC Upstate	75 89							
272	A Kennesaw St.	69 96	321	H NJIT	53 76							
292	H North Florida	66 62	315	H USC Upstate	84 77							
93	H Jacksonville	67 73	321	A NJIT	68 76							
90	A FGCU	50 98	93	A Jacksonville	60 84							
102	A Stetson	60 66	292	A North Florida	60 58							

Non-Div I Games: Anderson (SC) 66 59

Lipscomb

Loss, Non-Conf, S Site, H Home A Away N Neutral

Little Rock

Through Games Of March 10, 2017

Average RPI Win:	207	WON-LOST	WINNING	LAST 10	STRENGTH OF	OPP. STRENGTH	TEAM	ADJ.	CONF.	ADJ CONF.
Average RPI Loss:	56	RECORD	PCT. RANK	GAMES	SCHEDULE	OF SCHEDULE	RPI	RPI	RPI	RPI
DIV. I ONLY	24- 7	32	8- 2	125	143	45	45	21	21	
DIV. I NON-CONF.	6- 6	165	0- 1	24	11	62	62	19	19	
TOTALS	RPI 1-25	RPI 26-50	W-L RECORDS	RPI 51-100	RPI 101-150	RPI 150+				
24- 7	0- 3	0- 2	OVERALL	2- 0	5- 1	17- 1				
12- 2	0- 2	0- 0	HOME	1- 0	2- 0	9- 0				
11- 5	0- 1	0- 2	AWAY	1- 0	3- 1	7- 1				
1- 0	0- 0	0- 0	NEUTRAL	0- 0	0- 0	1- 0				
6- 6	0- 3	0- 2	NON-CONFERENCE	1- 0	1- 1	4- 0				
3- 2	0- 2	0- 0	HOME	1- 0	0- 0	2- 0				
3- 4	0- 1	0- 2	AWAY	0- 0	1- 1	2- 0				
0- 0	0- 0	0- 0	NEUTRAL	0- 0	0- 0	0- 0				
18- 1	0- 0	0- 0	CONFERENCE	1- 0	4- 0	13- 1				
9- 0	0- 0	0- 0	HOME	0- 0	2- 0	7- 0				
8- 1	0- 0	0- 0	AWAY	1- 0	2- 0	5- 1				
1- 0	0- 0	0- 0	NEUTRAL	0- 0	0- 0	1- 0				

RPI 1-25				RPI 26-50				Team's RPI: 45				RPI 51-100				RPI 101+			
RPI	S	Opponent	Score	RPI	S	Opponent	Score	RPI	S	Opponent	Score	RPI	S	Opponent	Score	RPI	S	Opponent	Score
5	H	Mississippi St.	44 58	26	A	Green Bay	31 57	84	A	UT Arlington	58 49	119	A	Fordham	43 65				
19	A	Oklahoma	58 68	36	A	LSU	49 69	92	H	Saint Louis	56 43	126	A	Troy	74 63				
21	H	Texas A&M	37 55									126	H	Troy	77 74				
												143	A	Tulsa	63 58				
												145	A	Louisiana	82 64				
												145	H	Louisiana	64 60				
												158	H	Oral Roberts	56 50				
												164	A	Missouri St.	58 47				
												168	A	Memphis	54 44				
												169	A	Texas St.	47 64				
												184	H	North Texas	55 44				
												214	A	Appalachian St.	77 69				
												214	H	Appalachian St.	67 55				
												214 N	Appalachian St.	69 53					
												242	A	South Ala.	50 44				
												242	H	South Ala.	71 54				
												247	H	Ga. Southern	57 41				
												255	A	Coastal Caro.	74 66				
												255	H	Coastal Caro.	79 47				
												261	H	Georgia St.	52 45				
												317	A	Arkansas St.	60 35				
												317	H	Arkansas St.	73 59				
												331	A	La.-Monroe	92 47				
												331	H	La.-Monroe	78 34				
LAST 12 Division I GAMES:																			
214 N		Appalachian St.	69 53	317	A	Arkansas St.	60 35												
119	A	Fordham	43 65	169	A	Texas St.	47 64												
126	A	Troy	74 63	84	A	UT Arlington	58 49												
242	A	South Ala.	50 44	255	H	Coastal Caro.	79 47												
261	H	Georgia St.	52 45	214	H	Appalachian St.	67 55												
247	H	Ga. Southern	57 41	145	A	Louisiana	82 64												

Non-Div I Games:

Little Rock

Loss, Non-Conf, S Site, H Home A Away N Neutral

Average RPI Win:	218	WON-LOST	WINNING	LAST 10	STRENGTH OF	OPP. STRENGTH	TEAM	ADJ.	CONF.	ADJ CONF.
Average RPI Loss:	130	RECORD	PCT. RANK	GAMES	SCHEDULE	OF SCHEDULE	RPI	RPI	RPI	RPI
DIV. I ONLY	21- 10	77	7- 3	227	173	115	115	23	23	
DIV. I NON-CONF.	8- 6	141	0- 0	149	65	114	114	23	23	
TOTALS	RPI 1-25	RPI 26-50	W-L RECORDS	RPI 51-100	RPI 101-150	RPI 150+				
21- 10	0- 1	1- 1	OVERALL	2- 3	0- 1	18- 4				
11- 1	0- 1	0- 0	HOME	1- 0	0- 0	10- 0				
7- 6	0- 0	0- 0	AWAY	1- 1	0- 1	6- 4				
3- 3	0- 0	1- 1	NEUTRAL	0- 2	0- 0	2- 0				
8- 6	0- 1	1- 1	NON-CONFERENCE	0- 3	0- 1	7- 0				
3- 1	0- 1	0- 0	HOME	0- 0	0- 0	3- 0				
3- 2	0- 0	0- 0	AWAY	0- 1	0- 1	3- 0				
2- 3	0- 0	1- 1	NEUTRAL	0- 2	0- 0	1- 0				
13- 4	0- 0	0- 0	CONFERENCE	2- 0	0- 0	11- 4				
8- 0	0- 0	0- 0	HOME	1- 0	0- 0	7- 0				
4- 4	0- 0	0- 0	AWAY	1- 0	0- 0	3- 4				
1- 0	0- 0	0- 0	NEUTRAL	0- 0	0- 0	1- 0				

RPI 1-25				RPI 26-50				RPI 51-100				RPI 101+ Team's RPI: 115			
RPI	S	Opponent	Score	RPI	S	Opponent	Score	RPI	S	Opponent	Score	RPI	S	Opponent	Score
8	H	Duke	46 83	30	N	South Fla.	73 68	80	N	Oklahoma St.	57 63	139	A	San Francisco	71 73
				32	N	Quinnipiac	60 63	81	A	UC Davis	64 51	154	A	CSUN	56 63
								81	H	UC Davis	64 62	154	H	CSUN	63 60
								83	N	Florida	53 83	154	N	CSUN	61 60
								89	A	Southern California	74 82	175	H	Houston	65 55
												187	A	UC Riverside	73 66
												187	H	UC Riverside	55 51
												194	H	Columbia	73 60
												197	A	UC Santa Barbara	60 65
												197	H	UC Santa Barbara	59 45
												202	A	Loyola Marymount	81 78
												226	N	Boston U.	61 48
												241	A	Hawaii	63 66
												241	H	Hawaii	68 57
												244	H	Pacific	66 58
												273	A	Cal Poly	67 69
												273	H	Cal Poly	83 80
												285	A	Nevada	97 93
												314	A	Pepperdine	44 41
												328	A	UC Irvine	68 63
												328	H	UC Irvine	87 74
												346	A	Cal St. Fullerton	65 48
												346	H	Cal St. Fullerton	84 55
LAST 12 Division I GAMES:															
				154	N	CSUN	61 60	273	A	Cal Poly	67 69				
				241	A	Hawaii	63 66	346	H	Cal St. Fullerton	84 55				
				154	H	CSUN	63 60	328	A	UC Irvine	68 63				
				328	H	UC Irvine	87 74	154	A	CSUN	56 63				
				187	A	UC Riverside	73 66	187	H	UC Riverside	55 51				
				197	H	UC Santa Barbara	59 45	346	A	Cal St. Fullerton	65 48				

Non-Div I Games: Biola 76 48

Long Beach St.

■ Loss,
 ■ Non-Conf, S Site,
 ■ Home
 ■ Away
 N Neutral

Average RPI Win:	345	WON-LOST	WINNING	LAST 10	STRENGTH OF	OPP. STRENGTH	TEAM	ADJ.	CONF.	ADJ CONF.
Average RPI Loss:	207	RECORD	PCT. RANK	GAMES	SCHEDULE	OF SCHEDULE	RPI	RPI	RPI	RPI
DIV. I ONLY	3- 25	339	1- 9	297	322	342	342	28	28	
DIV. I NON-CONF.	2- 7	284	0- 0	223	300	287	287	28	28	
TOTALS	RPI 1-25	RPI 26-50	W-L RECORDS	RPI 51-100	RPI 101-150	RPI 150+				
3- 25	0- 1	0- 2	OVERALL	0- 0	0- 3	3- 19				
2- 9	0- 0	0- 0	HOME	0- 0	0- 1	2- 8				
1- 15	0- 0	0- 1	AWAY	0- 0	0- 1	1- 4				
0- 1	0- 0	0- 0	NEUTRAL	0- 0	0- 0	0- 1				
2- 7	0- 1	0- 2	NON-CONFERENCE	0- 0	0- 1	2- 3				
1- 1	0- 0	0- 0	HOME	0- 0	0- 0	1- 1				
1- 6	0- 1	0- 2	AWAY	0- 0	0- 1	1- 2				
0- 0	0- 0	0- 0	NEUTRAL	0- 0	0- 0	0- 0				
1- 18	0- 0	0- 0	CONFERENCE	0- 0	0- 2	1- 16				
1- 8	0- 0	0- 0	HOME	0- 0	0- 1	1- 7				
0- 9	0- 0	0- 0	AWAY	0- 0	0- 1	0- 8				
0- 1	0- 0	0- 0	NEUTRAL	0- 0	0- 0	0- 1				

RPI 1-25				RPI 26-50				RPI 51-100				RPI 101+ Team's RPI: 342			
RPI	S	Opponent	Score	RPI	S	Opponent	Score	RPI	S	Opponent	Score	RPI	S	Opponent	Score
8	A	Duke	48 105	28	A	Marquette	37 87					117	A	Charlotte	41 66
				41	A	West Virginia	40 107					125	A	Radford	55 73
												125	H	Radford	34 74
												192	A	Campbell	50 74
												192	H	Campbell	54 66
												216	A	Presbyterian	55 65
												216	H	Presbyterian	62 63
												221	A	UNC Asheville	53 84
												221	H	UNC Asheville	53 80
												221	N	UNC Asheville	59 65
												232	A	High Point	60 81
												232	H	High Point	49 80
												235	A	Liberty	47 92
												235	H	Liberty	38 71
												240	A	Charleston So.	63 71
												240	H	Charleston So.	47 62
												251	A	Marshall	50 70
												283	H	Norfolk St.	56 85
												312	A	Gardner-Webb	55 89
												312	H	Gardner-Webb	43 77
												339	A	Fairleigh Dickinson	59 75
												344	A	UMass Lowell	72 59
												345	A	Winthrop	72 78
												345	H	Winthrop	83 78
												347	H	Delaware St.	88 77
LAST 12 Division I GAMES:															
				221	N	UNC Asheville	59 65					125	H	Radford	34 74
				216	H	Presbyterian	62 63					345	H	Winthrop	83 78
				232	A	High Point	60 81					312	A	Gardner-Webb	55 89
				240	A	Charleston So.	63 71					192	A	Campbell	50 74
				235	H	Liberty	38 71					232	H	High Point	49 80
				221	A	UNC Asheville	53 84					240	H	Charleston So.	47 62

Non-Div I Games: West Va. Tech 58 76 Milligan 71 47

Longwood

Loss, Non-Conf, S Site, H Home A Away N Neutral

Louisiana

Through Games Of March 10, 2017

Average RPI Win:	255	WON-LOST	WINNING	LAST 10	STRENGTH OF	OPP. STRENGTH	TEAM	ADJ.	CONF.	ADJ CONF.
Average RPI Loss:	120	RECORD	PCT. RANK	GAMES	SCHEDULE	OF SCHEDULE	RPI	RPI	RPI	RPI
DIV. I ONLY	17- 10	107	8- 2	242	225	145	145	21	21	
DIV. I NON-CONF.	4- 3	141	0- 0	171	136	148	148	19	19	
TOTALS	RPI 1-25	RPI 26-50	W-L RECORDS	RPI 51-100	RPI 101-150	RPI 150+				
17- 10	0- 1	0- 2	OVERALL	0- 3	2- 0	15- 4				
9- 3	0- 0	0- 1	HOME	0- 1	2- 0	7- 1				
5- 6	0- 0	0- 1	AWAY	0- 1	0- 0	5- 1				
3- 1	0- 1	0- 0	NEUTRAL	0- 0	0- 0	3- 0				
4- 3	0- 1	0- 0	NON-CONFERENCE	0- 1	1- 0	3- 1				
2- 1	0- 0	0- 0	HOME	0- 0	1- 0	1- 1				
1- 1	0- 0	0- 0	AWAY	0- 1	0- 0	1- 0				
1- 1	0- 1	0- 0	NEUTRAL	0- 0	0- 0	1- 0				
13- 7	0- 0	0- 2	CONFERENCE	0- 2	1- 0	12- 3				
7- 2	0- 0	0- 1	HOME	0- 1	1- 0	6- 0				
4- 5	0- 0	0- 1	AWAY	0- 1	0- 0	4- 3				
2- 0	0- 0	0- 0	NEUTRAL	0- 0	0- 0	2- 0				

RPI 1-25				RPI 26-50				RPI 51-100				RPI 101+ Team's RPI: 145			
RPI	S	Opponent	Score	RPI	S	Opponent	Score	RPI	S	Opponent	Score	RPI	S	Opponent	Score
2	N	Notre Dame	51 91	45	A	Little Rock	60 64	84	A	UT Arlington	66 79	126	H	Troy	80 72
				45	H	Little Rock	64 82	84	H	UT Arlington	76 79	137	H	Louisiana Tech	80 72
								98	A	Southern Miss.	49 71	169	A	Texas St.	40 62
												169	H	Texas St.	62 43
												169	N	Texas St.	66 64
												175	H	Houston	64 69
												214	A	Appalachian St.	68 58
												242	H	South Ala.	62 38
												247	A	Ga. Southern	60 63
												247	H	Ga. Southern	79 52
												255	A	Coastal Caro.	68 71
												261	A	Georgia St.	70 64
												261	H	Georgia St.	72 65
												266	N	Southeast Mo. St.	82 78
												279	A	McNeese	77 70
												317	A	Arkansas St.	80 72
												317	H	Arkansas St.	72 60
												329	H	Southeastern La.	86 77
												331	A	La.-Monroe	65 59
												331	H	La.-Monroe	67 57
												331	N	La.-Monroe	79 72
LAST 12 Division I GAMES:															
				169	N	Texas St.	66 64					331	A	La.-Monroe	65 59
				331	N	La.-Monroe	79 72					126	H	Troy	80 72
				84	H	UT Arlington	76 79					242	H	South Ala.	62 38
				169	H	Texas St.	62 43					261	A	Georgia St.	70 64
				255	A	Coastal Caro.	68 71					247	A	Ga. Southern	60 63
				214	A	Appalachian St.	68 58					45	H	Little Rock	64 82

Non-Div I Games: Xavier (LA) 74 55 Southern-N.O. 87 57

Louisiana

■ Loss,
 ■ Non-Conf, S Site,
 ■ Home
 ■ Away
 N Neutral

Average RPI Win:	217	WON-LOST	WINNING	LAST 10	STRENGTH OF	OPP. STRENGTH	TEAM	ADJ.	CONF.	ADJ CONF.
Average RPI Loss:	115	RECORD	PCT. RANK	GAMES	SCHEDULE	OF SCHEDULE	RPI	RPI	RPI	RPI
DIV. I ONLY	17- 13	127	8- 2	137	160	137	137	14	14	
DIV. I NON-CONF.	4- 6	209	0- 0	177	192	207	207	16	16	
TOTALS	RPI 1-25	RPI 26-50	W-L RECORDS	RPI 51-100	RPI 101-150	RPI 150+				
17- 13	0- 0	0- 4	OVERALL	1- 3	2- 3	14- 3				
9- 5	0- 0	0- 2	HOME	1- 2	1- 1	7- 0				
7- 7	0- 0	0- 1	AWAY	0- 1	0- 2	7- 3				
1- 1	0- 0	0- 1	NEUTRAL	0- 0	1- 0	0- 0				
4- 6	0- 0	0- 2	NON-CONFERENCE	0- 1	0- 2	4- 1				
2- 3	0- 0	0- 2	HOME	0- 1	0- 0	2- 0				
2- 3	0- 0	0- 0	AWAY	0- 0	0- 2	2- 1				
0- 0	0- 0	0- 0	NEUTRAL	0- 0	0- 0	0- 0				
13- 7	0- 0	0- 2	CONFERENCE	1- 2	2- 1	10- 2				
7- 2	0- 0	0- 0	HOME	1- 1	1- 1	5- 0				
5- 4	0- 0	0- 1	AWAY	0- 1	0- 0	5- 2				
1- 1	0- 0	0- 1	NEUTRAL	0- 0	1- 0	0- 0				

RPI S	Opponent	Score	RPI S	Opponent	Score	RPI S	Opponent	Score	RPI S	Opponent	Score	Team's RPI: 137
36	H LSU	73 77	82	H Middle Tenn.	65 79	114	A Clemson	67 78				
40	A Western Ky.	58 67	98	A Southern Miss.	63 72	117	H Charlotte	80 54				
40	N Western Ky.	53 77	98	H Southern Miss.	72 61	117	N Charlotte	66 55				
46	H Auburn	66 76	99	H SFA	58 60	135	H Old Dominion	64 69				
						145	A Louisiana	72 80				
						156	A Rice	70 67				
						156	H Rice	62 51				
						168	A Memphis	54 56				
						184	A North Texas	72 65				
						184	H North Texas	65 49				
						186	A UTSA	61 63				
						186	H UTSA	77 71				
						191	H UAB	64 63				
						199	H Grambling	69 55				
						251	A Marshall	72 54				
						279	A McNeese	66 56				
						295	H Nicholls St.	68 52				
						304	A UTEP	62 69				
						304	H UTEP	69 61				
						310	A FIU	76 63				
						331	A La.-Monroe	73 53				
						338	A Fla. Atlantic	76 52				
LAST 12 Division I GAMES:												
40	N Western Ky.	53 77	338	A Fla. Atlantic	76 52							
117	N Charlotte	66 55	186	H UTSA	77 71							
98	A Southern Miss.	63 72	304	H UTEP	69 61							
156	H Rice	62 51	251	A Marshall	72 54							
184	H North Texas	65 49	40	A Western Ky.	58 67							
310	A FIU	76 63	82	H Middle Tenn.	65 79							

Non-Div I Games: LSU-Alexandria 103 63

Louisiana Tech

■ Loss,
 ■ Non-Conf,
 ■ S Site,
 ■ Home
 ■ Away
 N Neutral

Louisville

Through Games Of March 10, 2017

Average RPI Win: 109		WON-LOST	WINNING	LAST 10	STRENGTH OF		OPP. STRENGTH	TEAM	ADJ.	CONF.	ADJ CONF.
Average RPI Loss: 12		RECORD	PCT. RANK	GAMES	SCHEDULE		OF SCHEDULE	RPI	RPI	RPI	RPI
DIV. I ONLY		27- 7	25	7- 3	12		20	11	11	3	3
DIV. I NON-CONF.		13- 2	20	0- 0	26		26	7	7	4	4
TOTALS		RPI 1-25	RPI 26-50		W-L RECORDS		RPI 51-100	RPI 101-150		RPI 150+	
27- 7		2- 6	5- 1		OVERALL		7- 0	5- 0		8- 0	
16- 2		2- 1	3- 1		HOME		4- 0	1- 0		6- 0	
9- 3		0- 3	1- 0		AWAY		3- 0	3- 0		2- 0	
2- 2		0- 2	1- 0		NEUTRAL		0- 0	1- 0		0- 0	
13- 2		1- 2	3- 0		NON-CONFERENCE		3- 0	1- 0		5- 0	
9- 1		1- 1	2- 0		HOME		2- 0	0- 0		4- 0	
4- 0		0- 0	1- 0		AWAY		1- 0	1- 0		1- 0	
0- 1		0- 1	0- 0		NEUTRAL		0- 0	0- 0		0- 0	
14- 5		1- 4	2- 1		CONFERENCE		4- 0	4- 0		3- 0	
7- 1		1- 0	1- 1		HOME		2- 0	1- 0		2- 0	
5- 3		0- 3	0- 0		AWAY		2- 0	2- 0		1- 0	
2- 1		0- 1	1- 0		NEUTRAL		0- 0	1- 0		0- 0	

RPI	S	Opponent	Score	RPI	S	Opponent	Score	RPI	S	Opponent	Score	RPI	S	Opponent	Score
2	A	Notre Dame	66 85	30	A	South Fla.	66 52	52	A	Virginia	86 81	105	A	Virginia Tech	88 70
2	N	Notre Dame	73 84	31	H	Syracuse	91 76	52	H	Virginia	66 55	112	A	Vanderbilt	78 66
3	N	South Carolina	59 83	37	H	South Dakota St.	83 30	57	H	Belmont	73 50	114	A	Clemson	60 46
8	A	Duke	55 58	38	H	North Carolina St.	70 72	61	H	Georgia Tech	91 51	114	N	Clemson	68 46
12	A	Florida St.	65 72	38	N	North Carolina St.	59 58	65	H	Chattanooga	63 47	120	H	North Carolina	87 57
14	H	Kentucky	69 67	40	H	Western Ky.	68 61	82	A	Middle Tenn.	91 72	163	A	Pittsburgh	63 48
15	H	Miami (FL)	63 59					86	A	Wake Forest	75 46	163	H	Pittsburgh	73 52
16	H	Maryland	72 78									177	H	Boston College	68 43
												217	H	Col. of Charleston	86 58
												222	A	UT Martin	100 57
												225	H	Evansville	89 47
												257	H	Bowling Green	83 58
												300	H	Lafayette	92 48
LAST 12 Division I GAMES:															
		2 N Notre Dame	73 84			177 H Boston College	68 43								
		38 N North Carolina St.	59 58			105 A Virginia Tech	88 70								
		114 N Clemson	68 46			2 A Notre Dame	66 85								
		86 A Wake Forest	75 46			38 H North Carolina St.	70 72								
		52 H Virginia	66 55			163 A Pittsburgh	63 48								
		120 H North Carolina	87 57			114 A Clemson	60 46								

Non-Div I Games:

Louisville

■ Loss,
■ Non-Conf,
■ S Site,
■ H Home
■ A Away
N Neutral

Loyola Chicago

Through Games Of March 10, 2017

Average RPI Win: 323	WON-LOST	WINNING	LAST 10	STRENGTH OF	OPP. STRENGTH	TEAM	ADJ.	CONF.	ADJ CONF.
Average RPI Loss: 147	RECORD	PCT. RANK	GAMES	SCHEDULE	OF SCHEDULE	RPI	RPI	RPI	RPI
DIV. I ONLY	2- 28	346	0- 10	131	166	326	326	16	16
DIV. I NON-CONF.	1- 10	325	0- 0	55	98	271	271	14	14
TOTALS	RPI 1-25	RPI 26-50	W-L RECORDS	RPI 51-100	RPI 101-150	RPI 150+			
2- 28	0- 2	0- 3	OVERALL	0- 3	0- 4	2- 16			
2- 11	0- 1	0- 1	HOME	0- 2	0- 1	2- 6			
0- 14	0- 1	0- 2	AWAY	0- 1	0- 1	0- 9			
0- 3	0- 0	0- 0	NEUTRAL	0- 0	0- 2	0- 1			
1- 10	0- 2	0- 1	NON-CONFERENCE	0- 1	0- 4	1- 2			
1- 3	0- 1	0- 0	HOME	0- 1	0- 1	1- 0			
0- 5	0- 1	0- 1	AWAY	0- 0	0- 1	0- 2			
0- 2	0- 0	0- 0	NEUTRAL	0- 0	0- 2	0- 0			
1- 18	0- 0	0- 2	CONFERENCE	0- 2	0- 0	1- 14			
1- 8	0- 0	0- 1	HOME	0- 1	0- 0	1- 6			
0- 9	0- 0	0- 1	AWAY	0- 1	0- 0	0- 7			
0- 1	0- 0	0- 0	NEUTRAL	0- 0	0- 0	0- 1			

RPI 1-25			RPI 26-50			RPI 51-100			RPI 101+ Team's RPI: 326		
RPI	S	Opponent	Score	RPI	S	Opponent	Score	RPI	S	Opponent	Score
15	A	Miami (FL)	43 81	29	A	Drake	46 89	51	A	UNI	30 68
17	H	DePaul	46 107	29	H	Drake	42 86	51	H	UNI	43 89
				44	A	Central Mich.	57 95	74	H	Northern Ill.	70 90
LAST 12 Division I GAMES:											
				229	N	Bradley	42 57	51	H	UNI	43 89
				174	H	Southern Ill.	46 71	250	A	Indiana St.	32 53
				225	H	Evansville	50 81	302	A	Illinois St.	51 63
				164	A	Missouri St.	52 61	229	A	Bradley	45 72
				173	A	Wichita St.	43 65	173	H	Wichita St.	64 83
				29	H	Drake	42 86	164	H	Missouri St.	32 60
								302	H	Illinois St.	64 61
								343	H	Chicago St.	59 54

Non-Div I Games:

Loyola Chicago

■ Loss,
 ■ Non-Conf,
 ■ S Site,
 ■ H Home
 ■ A Away
 N Neutral

Loyola Maryland

Through Games Of March 10, 2017

Average RPI Win:	281	WON-LOST	WINNING	LAST 10	STRENGTH OF	OPP. STRENGTH	TEAM	ADJ.	CONF.	ADJ CONF.
Average RPI Loss:	160	RECORD	PCT. RANK	GAMES	SCHEDULE	OF SCHEDULE	RPI	RPI	RPI	RPI
DIV. I ONLY	11- 20	255	2- 8	207	272	268	268	24	24	
DIV. I NON-CONF.	4- 7	224	0- 0	175	220	243	243	26	26	
TOTALS	RPI 1-25	RPI 26-50	W-L RECORDS	RPI 51-100	RPI 101-150	RPI 150+				
11- 20	0- 1	0- 0	OVERALL	0- 4	0- 4	11- 11				
8- 8	0- 1	0- 0	HOME	0- 1	0- 2	8- 4				
3- 12	0- 0	0- 0	AWAY	0- 3	0- 2	3- 7				
0- 0	0- 0	0- 0	NEUTRAL	0- 0	0- 0	0- 0				
4- 7	0- 1	0- 0	NON-CONFERENCE	0- 1	0- 2	4- 3				
3- 3	0- 1	0- 0	HOME	0- 0	0- 1	3- 1				
1- 4	0- 0	0- 0	AWAY	0- 1	0- 1	1- 2				
0- 0	0- 0	0- 0	NEUTRAL	0- 0	0- 0	0- 0				
7- 13	0- 0	0- 0	CONFERENCE	0- 3	0- 2	7- 8				
5- 5	0- 0	0- 0	HOME	0- 1	0- 1	5- 3				
2- 8	0- 0	0- 0	AWAY	0- 2	0- 1	2- 5				
0- 0	0- 0	0- 0	NEUTRAL	0- 0	0- 0	0- 0				

RPI 1-25				RPI 26-50				RPI 51-100				RPI 101+ Team's RPI: 268			
RPI	S	Opponent	Score	RPI	S	Opponent	Score	RPI	S	Opponent	Score	RPI	S	Opponent	Score
16	H	Maryland	60 79					53	A	George Washington	64 74	122	A	Navy	51 77
								70	A	Bucknell	39 57	122	H	Navy	43 55
								70	A	Bucknell	72 75	127	A	Cornell	50 58
								70	H	Bucknell	66 72	138	H	Delaware	45 47
												159	A	Army West Point	48 67
												159	H	Army West Point	71 62
												163	A	Pittsburgh	44 74
												165	A	Fairfield	57 58
												185	A	American	59 66
												185	H	American	45 60
												194	H	Columbia	53 65
												211	A	UMBC	70 65
												226	A	Boston U.	58 61
												226	H	Boston U.	55 67
												275	A	Colgate	62 76
												275	H	Colgate	87 77
												288	H	Mt. St. Mary's	58 53
												298	H	Lipscomb	74 30
												300	A	Lafayette	60 55
												300	H	Lafayette	75 47
												308	A	Lehigh	69 86
												308	H	Lehigh	78 50
												308	H	Lehigh	62 58
												318	A	Holy Cross	56 37
												318	H	Holy Cross	58 59
												325	H	St. Francis Brooklyn	69 60
LAST 12 Division I GAMES:															
				70	A	Bucknell	72 75			70	A	Bucknell	39	57	
				308	H	Lehigh	78 50			226	H	Boston U.	55	67	
				318	A	Holy Cross	56 37			122	H	Navy	43	55	
				185	A	American	59 66			159	A	Army West Point	48	67	
				318	H	Holy Cross	58 59			308	A	Lehigh	69	86	
				275	A	Colgate	62 76			300	H	Lafayette	75	47	

Non-Div I Games:

Loyola Maryland

Loss, Non-Conf, S Site, H Home A Away N Neutral

Loyola Marymount

Through Games Of March 10, 2017

Average RPI Win:	238	WON-LOST	WINNING	LAST 10	STRENGTH OF	OPP. STRENGTH	TEAM	ADJ.	CONF.	ADJ CONF.
Average RPI Loss:	127	RECORD	PCT. RANK	GAMES	SCHEDULE	OF SCHEDULE	RPI	RPI	RPI	RPI
DIV. I ONLY	14- 16	192	5- 5	220	170	202	202	15	15	
DIV. I NON-CONF.	5- 6	186	0- 0	212	251	209	209	13	13	
TOTALS	RPI 1-25	RPI 26-50	W-L RECORDS	RPI 51-100	RPI 101-150	RPI 150+				
14- 16	0- 0	0- 0	OVERALL	1- 6	1- 6	12- 4				
9- 6	0- 0	0- 0	HOME	1- 3	1- 2	7- 1				
5- 9	0- 0	0- 0	AWAY	0- 1	0- 0	5- 1				
0- 1	0- 0	0- 0	NEUTRAL	0- 0	0- 1	0- 0				
5- 6	0- 0	0- 0	NON-CONFERENCE	0- 3	0- 2	5- 1				
2- 4	0- 0	0- 0	HOME	0- 2	0- 1	2- 1				
3- 2	0- 0	0- 0	AWAY	0- 1	0- 1	3- 0				
0- 0	0- 0	0- 0	NEUTRAL	0- 0	0- 0	0- 0				
9- 10	0- 0	0- 0	CONFERENCE	1- 3	1- 4	7- 3				
7- 2	0- 0	0- 0	HOME	1- 1	1- 1	5- 0				
2- 7	0- 0	0- 0	AWAY	0- 2	0- 2	2- 3				
0- 1	0- 0	0- 0	NEUTRAL	0- 0	0- 1	0- 0				

RPI 1-25				RPI 26-50				RPI 51-100				RPI 101+ Team's RPI: 202			
RPI	S	Opponent	Score	RPI	S	Opponent	Score	RPI	S	Opponent	Score	RPI	S	Opponent	Score
								57	H	Belmont	72 79	103	A	Washington St.	45 92
								64	A	Gonzaga	61 73	111	A	St. Mary's (CA)	59 74
								64	H	Gonzaga	56 80	111	H	St. Mary's (CA)	72 57
								80	A	Oklahoma St.	58 66	115	H	Long Beach St.	78 81
								88	A	BYU	59 76	139	A	San Francisco	73 89
								88	H	BYU	77 74	139	H	San Francisco	72 79
								92	H	Saint Louis	76 90	139	N	San Francisco	67 80
												161	A	Santa Clara	64 71
												161	H	Santa Clara	61 50
												187	H	UC Riverside	72 75
												197	H	UC Santa Barbara	57 55
												215	A	Seattle U	62 59
												223	A	San Diego	58 61
												223	H	San Diego	63 55
												244	A	Pacific	65 52
												244	H	Pacific	75 64
												269	A	San Diego St.	60 53
												276	A	Portland	56 71
												276	H	Portland	69 54
												314	A	Pepperdine	87 78
												314	H	Pepperdine	72 60
												328	H	UC Irvine	58 39
												346	A	Cal St. Fullerton	77 62
LAST 12 Division I GAMES:															
				139	N	San Francisco	67 80					64	A	Gonzaga	61 73
				244	H	Pacific	75 64					139	H	San Francisco	72 79
				139	A	San Francisco	73 89					223	H	San Diego	63 55
				314	A	Pepperdine	87 78					88	H	BYU	77 74
				111	H	St. Mary's (CA)	72 57					244	A	Pacific	65 52
				276	A	Portland	56 71					161	H	Santa Clara	61 50

Non-Div I Games:

Loyola Marymount

■ Loss,
■ Non-Conf,
■ S Site,
■ H Home
■ A Away
N Neutral

Maine

Through Games Of March 10, 2017

Average RPI Win: 205	WON-LOST	WINNING	LAST 10	STRENGTH OF	OPP. STRENGTH	TEAM	ADJ.	CONF.	ADJ CONF.
Average RPI Loss: 120	RECORD	PCT. RANK	GAMES	SCHEDULE	OF SCHEDULE	RPI	RPI	RPI	RPI
DIV. I ONLY	18- 16	161	6- 4	111	141	128	128	22	22
DIV. I NON-CONF.	7- 8	181	0- 0	71	22	97	97	22	22
TOTALS	RPI 1-25	RPI 26-50	W-L RECORDS	RPI 51-100	RPI 101-150	RPI 150+			
18- 16	0- 3	0- 1	OVERALL	3- 3	1- 3	14- 6			
10- 2	0- 1	0- 0	HOME	1- 1	1- 0	8- 0			
3- 13	0- 2	0- 1	AWAY	0- 2	0- 3	3- 5			
5- 1	0- 0	0- 0	NEUTRAL	2- 0	0- 0	3- 1			
7- 8	0- 3	0- 1	NON-CONFERENCE	2- 1	0- 1	5- 2			
3- 1	0- 1	0- 0	HOME	1- 0	0- 0	2- 0			
1- 6	0- 2	0- 1	AWAY	0- 1	0- 1	1- 1			
3- 1	0- 0	0- 0	NEUTRAL	1- 0	0- 0	2- 1			
11- 8	0- 0	0- 0	CONFERENCE	1- 2	1- 2	9- 4			
7- 1	0- 0	0- 0	HOME	0- 1	1- 0	6- 0			
2- 7	0- 0	0- 0	AWAY	0- 1	0- 2	2- 4			
2- 0	0- 0	0- 0	NEUTRAL	1- 0	0- 0	1- 0			

RPI 1-25				RPI 26-50				RPI 51-100				RPI 101+ Team's RPI: 128			
RPI	S	Opponent	Score	RPI	S	Opponent	Score	RPI	S	Opponent	Score	RPI	S	Opponent	Score
3	A	South Carolina	42 79	43	A	Harvard	62 69	58	H	Purdue	67 47	110	A	Albany (NY)	50 66
5	H	Mississippi St.	43 87					65	N	Chattanooga	49 39	110	A	Albany (NY)	60 64
15	A	Miami (FL)	51 76					75	A	Tulane	62 77	110	H	Albany (NY)	84 71
								77	A	New Hampshire	44 50	114	A	Clemson	61 69
								77	H	New Hampshire	57 65	157	H	Northeastern	68 49
								77	N	New Hampshire	61 52	160	N	Hampton	49 58
												177	A	Boston College	53 64
												183	A	Hartford	66 60
												183	H	Hartford	73 62
												205	N	ETSU	61 48
												210	A	Binghamton	52 58
												210	H	Binghamton	62 49
												210	N	Binghamton	57 40
												211	A	UMBC	62 66
												211	H	UMBC	72 40
												219	H	Dartmouth	60 55
												246	A	Bryant	77 52
												258	A	Stony Brook	41 55
												258	H	Stony Brook	78 71
												274	A	Vermont	52 55
												274	H	Vermont	59 43
												327	N	Saint Peter's	59 43
												344	A	UMass Lowell	65 44
												344	H	UMass Lowell	76 50
LAST 12 Division I GAMES:															
110	A	Albany (NY)	50 66	258	H	Stony Brook	78 71								
77	N	New Hampshire	61 52	344	H	UMass Lowell	76 50								
210	N	Binghamton	57 40	183	A	Hartford	66 60								
210	H	Binghamton	62 49	211	A	UMBC	62 66								
110	A	Albany (NY)	60 64	274	H	Vermont	59 43								
77	H	New Hampshire	57 65	210	A	Binghamton	52 58								

Non-Div I Games:

Maine

■ Loss,
 ■ Non-Conf,
 ■ S Site,
 ■ Home
 ■ A Away
 N Neutral

RPI 1-25				RPI 26-50				RPI 51-100				RPI 101+				Team's RPI: 280	
RPI	S	Opponent	Score	RPI	S	Opponent	Score	RPI	S	Opponent	Score	RPI	S	Opponent	Score		
				32	A	Quinnipiac	38 81	70	A	Bucknell	64 69	108	A	Rider	64 73		
				32	H	Quinnipiac	49 69	77	H	New Hampshire	42 59	108	H	Rider	36 53		
								97	A	Buffalo	39 73	119	A	Fordham	60 63		
												133	H	Yale	63 57		
												148	A	Iona	53 70		
												148	H	Iona	62 76		
												155	A	Brown	58 57		
												165	A	Fairfield	56 71		
												165	H	Fairfield	43 64		
												176	A	Siena	62 67		
												176	H	Siena	68 66		
												220	A	Monmouth	75 61		
												220	H	Monmouth	50 63		
												220	N	Monmouth	46 62		
												233	A	Marist	76 81		
												233	H	Marist	47 62		
												254	A	Canisius	48 58		
												254	H	Canisius	57 62		
												258	H	Stony Brook	50 55		
												265	A	Niagara	42 65		
												265	H	Niagara	59 62		
												318	H	Holy Cross	60 56		
												325	A	St. Francis Brooklyn	55 52		
												327	A	Saint Peter's	69 65		
												327	H	Saint Peter's	57 44		
				220	N	Monmouth	46 62	176	A	Siena	62 67						
				233	A	Marist	76 81	265	A	Niagara	42 65						
				220	H	Monmouth	50 63	254	A	Canisius	48 58						
				32	H	Quinnipiac	49 69	327	H	Saint Peter's	57 44						
				220	A	Monmouth	75 61	108	A	Rider	64 73						
				165	H	Fairfield	43 64	327	A	Saint Peter's	69 65						
LAST 12 Division I GAMES:																	

Non-Div I Games:

Marist

Through Games Of March 10, 2017

Average RPI Win: 239	WON-LOST	WINNING	LAST 10	STRENGTH OF	OPP. STRENGTH	TEAM	ADJ.	CONF.	ADJ CONF.
Average RPI Loss: 166	RECORD	PCT. RANK	GAMES	SCHEDULE	OF SCHEDULE	RPI	RPI	RPI	RPI
DIV. I ONLY	15- 17	190	5- 5	308	167	233	233	19	19
DIV. I NON-CONF.	3- 7	250	0- 0	329	101	307	307	17	17
TOTALS	RPI 1-25	RPI 26-50	W-L RECORDS	RPI 51-100	RPI 101-150	RPI 150+			
15- 17	0- 1	0- 3	OVERALL	0- 0	1- 3	14- 10			
5- 8	0- 1	0- 1	HOME	0- 0	0- 2	5- 4			
8- 6	0- 0	0- 1	AWAY	0- 0	1- 1	7- 4			
2- 3	0- 0	0- 1	NEUTRAL	0- 0	0- 0	2- 2			
3- 7	0- 1	0- 1	NON-CONFERENCE	0- 0	0- 0	3- 5			
1- 2	0- 1	0- 0	HOME	0- 0	0- 0	1- 1			
1- 3	0- 0	0- 0	AWAY	0- 0	0- 0	1- 3			
1- 2	0- 0	0- 1	NEUTRAL	0- 0	0- 0	1- 1			
12- 10	0- 0	0- 2	CONFERENCE	0- 0	1- 3	11- 5			
4- 6	0- 0	0- 1	HOME	0- 0	0- 2	4- 3			
7- 3	0- 0	0- 1	AWAY	0- 0	1- 1	6- 1			
1- 1	0- 0	0- 0	NEUTRAL	0- 0	0- 0	1- 1			

RPI 1-25				RPI 26-50				RPI 51-100				RPI 101+ Team's RPI: 233			
RPI	S	Opponent	Score	RPI	S	Opponent	Score	RPI	S	Opponent	Score	RPI	S	Opponent	Score
23	H	Creighton	50 72	32	A	Quinnipiac	57 79					108	A	Rider	46 65
				32	H	Quinnipiac	36 70					108	H	Rider	56 69
				46	N	Auburn	51 52					148	A	Iona	68 62
												148	H	Iona	37 48
												165	A	Fairfield	68 62
												165	H	Fairfield	71 55
												165	N	Fairfield	44 61
												171	N	East Carolina	68 70
												176	A	Siena	70 59
												176	H	Siena	68 69
												181	A	Hofstra	42 62
												198	H	Seton Hall	63 76
												219	A	Dartmouth	66 61
												220	A	Monmouth	69 79
												220	H	Monmouth	76 66
												226	H	Boston U.	76 57
												254	A	Canisius	85 74
												254	H	Canisius	67 60
												265	A	Niagara	60 58
												265	H	Niagara	53 68
												280	A	Manhattan	62 47
												280	H	Manhattan	81 76
												281	N	N.C. A&T	69 64
												301	A	Rhode Island	61 82
												318	A	Holy Cross	46 50
												327	A	Saint Peter's	66 58
LAST 12 Division I GAMES:															
				165	N	Fairfield	44 61					108	A	Rider	46 65
				327	N	Saint Peter's	71 60					265	H	Niagara	53 68
				280	H	Manhattan	81 76					32	A	Quinnipiac	57 79
				32	H	Quinnipiac	36 70					327	A	Saint Peter's	66 58
				220	H	Monmouth	76 66					176	A	Siena	70 59
				165	A	Fairfield	68 62					254	H	Canisius	67 60

Non-Div I Games:

Marist

■ Loss,
 ■ Non-Conf, S Site,
 ■ Home
 ■ Away
 N Neutral

M
a
r
i
s
t

RPI S Opponent Marist Score

Through Games Of March 10, 2017

RPI	S	Opponent	Score
327	H	Saint Peter's	69 73
327	N	Saint Peter's	71 60

M
a
r
i
s
t

Marist

Average RPI Win: 135		WON-LOST	WINNING	LAST 10	STRENGTH OF		OPP. STRENGTH	TEAM	ADJ.	CONF.	ADJ CONF.
Average RPI Loss: 81		RECORD	PCT. RANK	GAMES	SCHEDULE		OF SCHEDULE	RPI	RPI	RPI	RPI
DIV. I ONLY		25- 7	29	9- 1	54		73	28	28	7	7
DIV. I NON-CONF.		9- 2	37	0- 0	87		87	44	44	7	7
TOTALS		RPI 1-25	RPI 26-50		W-L RECORDS		RPI 51-100	RPI 101-150		RPI 150+	
25- 7	5- 2	1- 1		OVERALL		6- 2	1- 0		12- 2		
16- 3	3- 1	1- 1		HOME		4- 1	1- 0		7- 0		
9- 3	2- 1	0- 0		AWAY		2- 1	0- 0		5- 1		
0- 1	0- 0	0- 0		NEUTRAL		0- 0	0- 0		0- 1		
9- 2	1- 0	1- 1		NON-CONFERENCE		1- 0	1- 0		5- 1		
6- 1	0- 0	1- 1		HOME		1- 0	1- 0		3- 0		
3- 0	1- 0	0- 0		AWAY		0- 0	0- 0		2- 0		
0- 1	0- 0	0- 0		NEUTRAL		0- 0	0- 0		0- 1		
16- 5	4- 2	0- 0		CONFERENCE		5- 2	0- 0		7- 1		
10- 2	3- 1	0- 0		HOME		3- 1	0- 0		4- 0		
6- 3	1- 1	0- 0		AWAY		2- 1	0- 0		3- 1		
0- 0	0- 0	0- 0		NEUTRAL		0- 0	0- 0		0- 0		

RPI 1-25				RPI 26-50				Team's RPI: 28				RPI 51-100				RPI 101+			
RPI	S	Opponent	Score	RPI	S	Opponent	Score	RPI	S	Opponent	Score	RPI	S	Opponent	Score	RPI	S	Opponent	Score
4	A	Oregon St.	74 73	26	H	Green Bay	63 78	60	H	Western Ill.	77 61	144	H	Milwaukee	85 74				
17	A	DePaul	102 101	34	H	Arizona St.	75 63	66	A	Villanova	77 71	152	H	New Mexico	62 52				
17	H	DePaul	86 78					66	H	Villanova	62 53	161	N	Santa Clara	62 65				
17	H	DePaul	96 81					69	A	St. John's (NY)	64 70	195	A	Providence	64 66				
23	A	Creighton	77 80					69	H	St. John's (NY)	72 82	195	H	Providence	79 74				
23	H	Creighton	63 83					71	A	Georgetown	84 77	198	A	Seton Hall	83 77				
23	H	Creighton	72 65					71	H	Georgetown	80 70	198	H	Seton Hall	103 60				
								71	H	Georgetown	80 66	206	A	Xavier	86 71				
												206	H	Xavier	85 61				
												208	A	Wisconsin	81 75				
												243	H	Saint Francis (PA)	104 91				
												244	A	Pacific	89 75				
												259	A	Butler	72 66				
												259	H	Butler	91 53				
												342	H	Longwood	87 37				
LAST 12 Division I GAMES:																			
17	H	DePaul	86 78	206	A	Xavier	86 71												
23	H	Creighton	72 65	259	A	Butler	72 66												
71	H	Georgetown	80 66	69	H	St. John's (NY)	72 82												
66	H	Villanova	62 53	198	H	Seton Hall	103 60												
71	H	Georgetown	80 70	23	A	Creighton	77 80												
17	H	DePaul	96 81	195	A	Providence	64 66												

Non-Div I Games:

Marquette

■ Loss,
■ Non-Conf,
■ S Site,
■ H Home
■ A Away
N Neutral

Marshall

Through Games Of March 10, 2017

Average RPI Win:	273	WON-LOST	WINNING	LAST 10	STRENGTH OF	OPP. STRENGTH	TEAM	ADJ.	CONF.	ADJ CONF.
Average RPI Loss:	131	RECORD	PCT. RANK	GAMES	SCHEDULE	OF SCHEDULE	RPI	RPI	RPI	RPI
DIV. I ONLY	11- 17	231	1- 9	228	189	251	251	14	14	
DIV. I NON-CONF.	6- 3	97	0- 0	341	315	220	220	16	16	
TOTALS	RPI 1-25	RPI 26-50	W-L RECORDS	RPI 51-100	RPI 101-150	RPI 150+				
11- 17	0- 0	0- 2	OVERALL	0- 4	0- 7	11- 4				
7- 6	0- 0	0- 1	HOME	0- 2	0- 3	7- 0				
3- 9	0- 0	0- 1	AWAY	0- 2	0- 3	3- 3				
1- 2	0- 0	0- 0	NEUTRAL	0- 0	0- 1	1- 1				
6- 3	0- 0	0- 0	NON-CONFERENCE	0- 1	0- 1	6- 1				
4- 0	0- 0	0- 0	HOME	0- 0	0- 0	4- 0				
1- 2	0- 0	0- 0	AWAY	0- 1	0- 1	1- 0				
1- 1	0- 0	0- 0	NEUTRAL	0- 0	0- 0	1- 1				
5- 14	0- 0	0- 2	CONFERENCE	0- 3	0- 6	5- 3				
3- 6	0- 0	0- 1	HOME	0- 2	0- 3	3- 0				
2- 7	0- 0	0- 1	AWAY	0- 1	0- 2	2- 3				
0- 1	0- 0	0- 0	NEUTRAL	0- 0	0- 1	0- 0				

RPI 1-25				RPI 26-50				RPI 51-100				RPI 101+				Team's RPI: 251
RPI	S	Opponent	Score	RPI	S	Opponent	Score	RPI	S	Opponent	Score	RPI	S	Opponent	Score	
				40	A	Western Ky.	57 73	82	A	Middle Tenn.	69 94	117	A	Charlotte	77 93	
				40	H	Western Ky.	64 78	82	H	Middle Tenn.	63 72	117	H	Charlotte	75 89	
								87	A	Penn St.	80 82	117	N	Charlotte	66 71	
								98	H	Southern Miss.	78 82	120	A	North Carolina	53 75	
												135	A	Old Dominion	69 73	
												135	H	Old Dominion	85 94	
												137	H	Louisiana Tech	54 72	
												156	A	Rice	74 84	
												184	A	North Texas	60 57	
												186	A	UTSA	88 81	
												191	A	UAB	55 71	
												191	H	UAB	61 58	
												207	A	Illinois	55 53	
												255	H	Coastal Caro.	84 66	
												267	N	Prairie View	68 78	
												304	A	UTEP	74 84	
												310	H	FIU	70 52	
												324	H	Florida A&M	77 67	
												330	H	Morgan St.	62 43	
												338	H	Fla. Atlantic	76 53	
												340	N	Sam Houston St.	73 50	
												342	H	Longwood	70 50	
LAST 12 Division I GAMES:																
				117	N	Charlotte	66 71	191	A	UAB	55 71					
				184	A	North Texas	60 57	40	H	Western Ky.	64 78					
				156	A	Rice	74 84	137	H	Louisiana Tech	54 72					
				117	H	Charlotte	75 89	98	H	Southern Miss.	78 82					
				135	H	Old Dominion	85 94	304	A	UTEP	74 84					
				82	A	Middle Tenn.	69 94	186	A	UTSA	88 81					

Non-Div I Games: Me.-Fort Kent 136 62 Bluefield Col. 77 35

Marshall

Loss, Non-Conf, S Site, H Home A Away N Neutral

Maryland

Through Games Of March 10, 2017

Average RPI Win:	143	WON-LOST	WINNING	LAST 10	STRENGTH OF	OPP. STRENGTH	TEAM	ADJ.	CONF.	ADJ CONF.
Average RPI Loss:	13	RECORD	PCT. RANK	GAMES	SCHEDULE	OF SCHEDULE	RPI	RPI	RPI	RPI
DIV. I ONLY	30- 2	2	9- 1	116	47	16	16	6	6	
DIV. I NON-CONF.	12- 1	7	0- 0	236	68	55	55	6	6	
TOTALS	RPI 1-25	RPI 26-50	W-L RECORDS	RPI 51-100	RPI 101-150	RPI 150+				
30- 2	1- 2	5- 0	OVERALL	9- 0	2- 0	13- 0				
14- 1	0- 1	1- 0	HOME	4- 0	0- 0	9- 0				
11- 1	1- 1	2- 0	AWAY	3- 0	1- 0	4- 0				
5- 0	0- 0	2- 0	NEUTRAL	2- 0	1- 0	0- 0				
12- 1	1- 1	1- 0	NON-CONFERENCE	0- 0	2- 0	8- 0				
6- 1	0- 1	0- 0	HOME	0- 0	0- 0	6- 0				
4- 0	1- 0	0- 0	AWAY	0- 0	1- 0	2- 0				
2- 0	0- 0	1- 0	NEUTRAL	0- 0	1- 0	0- 0				
18- 1	0- 1	4- 0	CONFERENCE	9- 0	0- 0	5- 0				
8- 0	0- 0	1- 0	HOME	4- 0	0- 0	3- 0				
7- 1	0- 1	2- 0	AWAY	3- 0	0- 0	2- 0				
3- 0	0- 0	1- 0	NEUTRAL	2- 0	0- 0	0- 0				

RPI 1-25				RPI 26-50				RPI 51-100				RPI 101+			
RPI	S	Opponent	Score	RPI	S	Opponent	Score	RPI	S	Opponent	Score	RPI	S	Opponent	Score
1	H	UConn	81 87	34	N	Arizona St.	83 42	58	A	Purdue	85 70	103	N	Washington St.	79 69
11	A	Louisville	78 72	42	A	Michigan St.	89 72	58	N	Purdue	74 64	124	A	Duquesne	77 57
25	A	Ohio St.	87 98	42	N	Michigan St.	100 89	63	A	Iowa	98 82	196	A	Nebraska	93 49
				47	H	Michigan	83 70	63	H	Iowa	100 81	207	A	Illinois	94 49
				50	A	Indiana	92 56	68	H	Northwestern	96 65	207	H	Illinois	84 59
								73	A	Minnesota	83 72	208	H	Wisconsin	89 40
								73	H	Minnesota	93 60	211	H	UMBC	92 42
								73	N	Minnesota	92 80	212	H	Towson	97 63
								87	H	Penn St.	89 83	224	H	Rutgers	80 71
												260	H	UMES	106 61
												265	A	Niagara	96 64
												268	A	Loyola Maryland	79 60
												288	H	Mt. St. Mary's	106 42
												327	H	Saint Peter's	101 49
												344	H	UMass Lowell	100 44
LAST 12 Division I GAMES:															
				58	N	Purdue	74 64	42	A	Michigan St.	89 72				
				42	N	Michigan St.	100 89	207	H	Illinois	84 59				
				73	N	Minnesota	92 80	50	A	Indiana	92 56				
				73	H	Minnesota	93 60	58	A	Purdue	85 70				
				25	A	Ohio St.	87 98	63	H	Iowa	100 81				
				208	H	Wisconsin	89 40	207	A	Illinois	94 49				

Non-Div I Games:

Maryland

Loss, Non-Conf, S Site, H Home A Away N Neutral

Massachusetts

Through Games Of March 10, 2017

Average RPI Win:	275	WON-LOST	WINNING	LAST 10	STRENGTH OF	OPP. STRENGTH	TEAM	ADJ.	CONF.	ADJ CONF.
Average RPI Loss:	161	RECORD	PCT. RANK	GAMES	SCHEDULE	OF SCHEDULE	RPI	RPI	RPI	RPI
DIV. I ONLY	8- 21	288	1- 9	284	164	311	311	12	12	
DIV. I NON-CONF.	5- 7	205	1- 0	311	266	270	270	12	12	
TOTALS	RPI 1-25	RPI 26-50	W-L RECORDS	RPI 51-100	RPI 101-150	RPI 150+				
8- 21	0- 0	0- 1	OVERALL	0- 6	1- 3	7- 11				
6- 6	0- 0	0- 0	HOME	0- 2	1- 0	5- 4				
1- 14	0- 0	0- 0	AWAY	0- 1	0- 1	1- 2				
1- 1	0- 0	0- 0	NEUTRAL	0- 1	0- 0	1- 0				
5- 7	0- 0	0- 0	NON-CONFERENCE	0- 3	0- 0	5- 4				
4- 0	0- 0	0- 0	HOME	0- 0	0- 0	4- 0				
0- 6	0- 0	0- 0	AWAY	0- 2	0- 0	0- 4				
1- 1	0- 0	0- 0	NEUTRAL	0- 1	0- 0	1- 0				
3- 14	0- 0	0- 1	CONFERENCE	0- 3	1- 3	2- 7				
2- 6	0- 0	0- 0	HOME	0- 2	1- 0	1- 4				
1- 8	0- 0	0- 1	AWAY	0- 1	0- 3	1- 3				
0- 0	0- 0	0- 0	NEUTRAL	0- 0	0- 0	0- 0				

RPI S	Opponent	Score	RPI S	Opponent	Score	RPI S	Opponent	Score	RPI S	Opponent	Score	Team's RPI: 311
			33 A Dayton	65 77		53 H George Washington	54 60		113 A Saint Joseph's	50 81		
						63 A Iowa	30 71		119 A Fordham	43 74		
						78 N Drexel	47 65		124 H Duquesne	75 67		
						92 A Saint Louis	51 91		147 A VCU	52 55		
						92 H Saint Louis	60 81		170 A La Salle	64 68		
						97 A Buffalo	47 61		170 H La Salle	52 57		
									181 A Hofstra	55 71		
									183 A Hartford	56 75		
									193 H George Mason	55 66		
									226 A Boston U.	60 64		
									231 A Richmond	45 56		
									246 H Bryant	68 62		
									249 H St. Bonaventure	38 55		
									277 A Davidson	61 60		
									277 H Davidson	59 63		
									301 A Rhode Island	50 53		
									301 H Rhode Island	68 67		
									305 H North Dakota St.	70 58		
									306 H Central Conn. St.	76 37		
									310 A FIU	57 58		
									318 H Holy Cross	69 66		
									323 N Montana	59 58		
LAST 12 Division I GAMES:												
			92 A Saint Louis	51 91		277 H Davidson	59 63					
			323 N Montana	59 58		92 H Saint Louis	60 81					
			301 A Rhode Island	50 53		147 A VCU	52 55					
			170 H La Salle	52 57		170 A La Salle	64 68					
			231 A Richmond	45 56		53 H George Washington	54 60					
			119 A Fordham	43 74		249 H St. Bonaventure	38 55					

Non-Div I Games: Merrimack 73 44

Massachusetts

■ Loss,
 ■ Non-Conf, S Site,
 ■ Home
 ■ Away
 N Neutral

Average RPI Win:	321	WON-LOST	WINNING	LAST 10	STRENGTH OF	OPP. STRENGTH	TEAM	ADJ.	CONF.	ADJ CONF.
Average RPI Loss:	156	RECORD	PCT. RANK	GAMES	SCHEDULE	OF SCHEDULE	RPI	RPI	RPI	RPI
DIV. I ONLY	10- 17	249	4- 6	290	286	279	279	27	27	
DIV. I NON-CONF.	1- 6	310	0- 0	247	63	306	306	27	27	
TOTALS	RPI 1-25	RPI 26-50	W-L RECORDS	RPI 51-100	RPI 101-150	RPI 150+				
10- 17	0- 0	0- 0	OVERALL	0- 5	0- 6	10- 6				
5- 6	0- 0	0- 0	HOME	0- 2	0- 3	5- 1				
4- 8	0- 0	0- 0	AWAY	0- 2	0- 2	4- 4				
1- 3	0- 0	0- 0	NEUTRAL	0- 1	0- 1	1- 1				
1- 6	0- 0	0- 0	NON-CONFERENCE	0- 1	0- 3	1- 2				
0- 2	0- 0	0- 0	HOME	0- 0	0- 2	0- 0				
1- 2	0- 0	0- 0	AWAY	0- 1	0- 0	1- 1				
0- 2	0- 0	0- 0	NEUTRAL	0- 0	0- 1	0- 1				
9- 11	0- 0	0- 0	CONFERENCE	0- 4	0- 3	9- 4				
5- 4	0- 0	0- 0	HOME	0- 2	0- 1	5- 1				
3- 6	0- 0	0- 0	AWAY	0- 1	0- 2	3- 3				
1- 1	0- 0	0- 0	NEUTRAL	0- 1	0- 0	1- 0				

RPI 1-25			RPI 26-50			RPI 51-100				RPI 101+		Team's RPI: 279			
RPI	S	Opponent	Score	RPI	S	Opponent	Score	RPI	S	Opponent	Score				
								75	A	Tulane	65 82	106	A	Abilene Christian	65 77
								96	A	Central Ark.	52 67	130	A	Lamar University	57 79
								96	H	Central Ark.	49 72	130	H	Lamar University	67 83
								99	H	SFA	65 96	134	N	Alabama	63 84
								99	N	SFA	63 77	137	H	Louisiana Tech	56 66
												145	H	Louisiana	70 77
												163	N	Pittsburgh	65 71
												166	A	TCU	70 74
												234	A	New Orleans	85 92
												234	H	New Orleans	59 71
												270	A	A&M-Corpus Christi	66 77
												295	H	Nicholls St.	59 52
												295	N	Nicholls St.	79 58
												303	A	Northwestern St.	68 63
												303	H	Northwestern St.	68 52
												329	A	Southeastern La.	86 83
												331	A	La.-Monroe	78 52
												333	H	Incarnate Word	78 61
												337	A	Houston Baptist	68 72
												337	H	Houston Baptist	68 53
												340	A	Sam Houston St.	61 58
												340	H	Sam Houston St.	79 56
LAST 12 Division I GAMES:															
				99	N	SFA	63 77	295	H	Nicholls St.	59 52				
				295	N	Nicholls St.	79 58	234	A	New Orleans	85 92				
				130	H	Lamar University	67 83	333	H	Incarnate Word	78 61				
				340	A	Sam Houston St.	61 58	130	A	Lamar University	57 79				
				270	A	A&M-Corpus Christi	66 77	96	H	Central Ark.	49 72				
				337	A	Houston Baptist	68 72	106	A	Abilene Christian	65 77				

Non-Div I Games: LSU-Alexandria 100 66 Louisiana Col. 88 47 Southern-N.O. 94 65 Wiley 72 56
McNeese

Loss, Non-Conf, S Site, H Home A Away N Neutral

Average RPI Win:	157	WON-LOST	WINNING	LAST 10	STRENGTH OF	OPP. STRENGTH	TEAM	ADJ.	CONF.	ADJ CONF.
Average RPI Loss:	126	RECORD	PCT. RANK	GAMES	SCHEDULE	OF SCHEDULE	RPI	RPI	RPI	RPI
DIV. I ONLY	14- 16	192	5- 5	119	77	168	168	5	5	
DIV. I NON-CONF.	7- 6	157	0- 0	286	167	228	228	5	5	
TOTALS	RPI 1-25	RPI 26-50	W-L RECORDS	RPI 51-100	RPI 101-150	RPI 150+				
14- 16	0- 3	1- 2	OVERALL	4- 2	2- 2	7- 7				
11- 5	0- 1	1- 1	HOME	2- 1	2- 0	6- 2				
3- 9	0- 2	0- 1	AWAY	2- 1	0- 1	1- 4				
0- 2	0- 0	0- 0	NEUTRAL	0- 0	0- 1	0- 1				
7- 6	0- 0	0- 1	NON-CONFERENCE	0- 0	2- 0	5- 5				
6- 2	0- 0	0- 1	HOME	0- 0	2- 0	4- 1				
1- 3	0- 0	0- 0	AWAY	0- 0	0- 0	1- 3				
0- 1	0- 0	0- 0	NEUTRAL	0- 0	0- 0	0- 1				
7- 10	0- 3	1- 1	CONFERENCE	4- 2	0- 2	2- 2				
5- 3	0- 1	1- 0	HOME	2- 1	0- 0	2- 1				
2- 6	0- 2	0- 1	AWAY	2- 1	0- 1	0- 1				
0- 1	0- 0	0- 0	NEUTRAL	0- 0	0- 1	0- 0				

RPI	S	Opponent	Score	RPI	S	Opponent	Score	RPI	S	Opponent	Score	RPI	S	Opponent	Score	Team's RPI: 168
1	A	UConn	48 91	30	A	South Fla.	49 79	75	A	Tulane	55 52	112	H	Vanderbilt	75 59	
18	A	Temple	51 66	30	H	South Fla.	62 57	75	H	Tulane	57 56	137	H	Louisiana Tech	56 54	
18	H	Temple	67 73	45	H	Little Rock	44 54	94	A	UCF	65 62	143	A	Tulsa	52 57	
								94	H	UCF	65 59	143	N	Tulsa	55 60	
								100	A	SMU	44 53	164	H	Missouri St.	69 60	
								100	H	SMU	39 60	171	H	East Carolina	72 50	
												172	N	Arkansas	61 91	
												174	A	Southern Ill.	61 69	
												175	H	Houston	66 65	
												182	A	Cincinnati	57 68	
												182	H	Cincinnati	59 66	
												189	H	Kansas	58 68	
												207	A	Illinois	64 54	
												228	A	Samford	42 48	
												266	H	Southeast Mo. St.	65 63	
												285	A	Nevada	67 75	
												295	H	Nicholls St.	73 62	
												303	H	Northwestern St.	54 38	
LAST 12 Division I GAMES:																
143	N	Tulsa	55 60	75	A	Tulane	55 52									
75	H	Tulane	57 56	30	H	South Fla.	62 57									
1	A	UConn	48 91	100	A	SMU	44 53									
100	H	SMU	39 60	94	H	UCF	65 59									
182	A	Cincinnati	57 68	175	H	Houston	66 65									
171	H	East Carolina	72 50	18	A	Temple	51 66									

Non-Div I Games:

Memphis

■ Loss,
■ Non-Conf,
■ S Site,
■ Home
■ A Away
N Neutral

Average RPI Win:	242	WON-LOST	WINNING	LAST 10	STRENGTH OF	OPP. STRENGTH	TEAM	ADJ.	CONF.	ADJ CONF.
Average RPI Loss:	59	RECORD	PCT. RANK	GAMES	SCHEDULE	OF SCHEDULE	RPI	RPI	RPI	RPI
DIV. I ONLY	22- 6	27	8- 2	295	145	91	91	17	17	
DIV. I NON-CONF.	8- 3	67	0- 0	330	76	137	137	20	20	
TOTALS	RPI 1-25	RPI 26-50	W-L RECORDS	RPI 51-100	RPI 101-150	RPI 150+				
22- 6	0- 1	0- 0	OVERALL	0- 5	0- 0	22- 0				
9- 2	0- 1	0- 0	HOME	0- 1	0- 0	9- 0				
11- 3	0- 0	0- 0	AWAY	0- 3	0- 0	11- 0				
2- 1	0- 0	0- 0	NEUTRAL	0- 1	0- 0	2- 0				
8- 3	0- 1	0- 0	NON-CONFERENCE	0- 2	0- 0	8- 0				
3- 1	0- 1	0- 0	HOME	0- 0	0- 0	3- 0				
5- 2	0- 0	0- 0	AWAY	0- 2	0- 0	5- 0				
0- 0	0- 0	0- 0	NEUTRAL	0- 0	0- 0	0- 0				
14- 3	0- 0	0- 0	CONFERENCE	0- 3	0- 0	14- 0				
6- 1	0- 0	0- 0	HOME	0- 1	0- 0	6- 0				
6- 1	0- 0	0- 0	AWAY	0- 1	0- 0	6- 0				
2- 1	0- 0	0- 0	NEUTRAL	0- 1	0- 0	2- 0				

RPI 1-25				RPI 26-50				RPI 51-100				Team's RPI: 91	RPI 101+			
RPI	S	Opponent	Score	RPI	S	Opponent	Score	RPI	S	Opponent	Score		RPI	S	Opponent	Score
12	H	Florida St.	40 83					61	A	Georgia Tech	50 70		175	A	Houston	64 60
								65	A	Chattanooga	50 70		192	H	Campbell	76 60
								65	H	Chattanooga	56 74		201	A	UNCG	77 64
								65	N	Chattanooga	59 61		201	H	UNCG	58 47
								85	A	Georgia	64 72		205	A	ETSU	71 56
													205	H	ETSU	72 55
													207	A	Illinois	51 33
													228	A	Samford	76 68
													228	H	Samford	59 49
													228	N	Samford	63 52
													239	A	Wofford	61 46
													239	H	Wofford	54 39
													239	N	Wofford	67 42
													247	A	Ga. Southern	77 56
													256	A	Furman	68 47
													256	H	Furman	76 52
													272	H	Kennesaw St.	61 46
													277	A	Davidson	67 60
													278	A	Western Caro.	59 57
													278	H	Western Caro.	84 53
													338	H	Fla. Atlantic	74 57
													345	A	Winthrop	71 48
LAST 12 Division I GAMES:																
				65	N	Chattanooga	59 61			201	H	UNCG	58 47			
				228	N	Samford	63 52			278	H	Western Caro.	84 53			
				239	N	Wofford	67 42			205	A	ETSU	71 56			
				228	A	Samford	76 68			65	A	Chattanooga	50 70			
				256	A	Furman	68 47			228	H	Samford	59 49			
				239	A	Wofford	61 46			239	H	Wofford	54 39			

Non-Div I Games: West Ga. 67 36 Paine 93 50 Emmanuel (GA) 84 70

Mercer

Loss, Non-Conf, S Site, H Home A Away N Neutral

Average RPI Win:	126	WON-LOST	WINNING	LAST 10	STRENGTH OF	OPP. STRENGTH	TEAM	ADJ.	CONF.	ADJ CONF.
Average RPI Loss:	12	RECORD	PCT. RANK	GAMES	SCHEDULE	OF SCHEDULE	RPI	RPI	RPI	RPI
DIV. I ONLY	23- 8	44	7- 3	20	21	15	15	3	3	
DIV. I NON-CONF.	11- 1	12	0- 0	137	67	17	17	4	4	
TOTALS	RPI 1-25	RPI 26-50	W-L RECORDS	RPI 51-100	RPI 101-150	RPI 150+				
23- 8	2- 7	1- 1	OVERALL	5- 0	9- 0	6- 0				
13- 2	0- 2	0- 0	HOME	2- 0	7- 0	4- 0				
7- 5	1- 4	1- 1	AWAY	2- 0	1- 0	2- 0				
3- 1	1- 1	0- 0	NEUTRAL	1- 0	1- 0	0- 0				
11- 1	1- 1	0- 0	NON-CONFERENCE	1- 0	5- 0	4- 0				
7- 0	0- 0	0- 0	HOME	0- 0	4- 0	3- 0				
3- 1	1- 1	0- 0	AWAY	1- 0	0- 0	1- 0				
1- 0	0- 0	0- 0	NEUTRAL	0- 0	1- 0	0- 0				
12- 7	1- 6	1- 1	CONFERENCE	4- 0	4- 0	2- 0				
6- 2	0- 2	0- 0	HOME	2- 0	3- 0	1- 0				
4- 4	0- 3	1- 1	AWAY	1- 0	1- 0	1- 0				
2- 1	1- 1	0- 0	NEUTRAL	1- 0	0- 0	0- 0				

RPI	S	Opponent	Score	RPI	S	Opponent	Score	RPI	S	Opponent	Score	RPI	S	Opponent	Score
2	H	Notre Dame	55 67	31	A	Syracuse	48 81	52	H	Virginia	63 52	104	H	Texas Tech	74 56
8	A	Duke	70 83	38	A	North Carolina St.	67 64	61	H	Georgia Tech	75 70	105	A	Virginia Tech	79 69
8	N	Duke	52 57					61	N	Georgia Tech	87 71	105	H	Virginia Tech	82 75
11	A	Louisville	59 63					69	A	St. John's (NY)	62 50	110	N	Albany (NY)	77 53
12	A	Florida St.	71 80					86	A	Wake Forest	79 56	114	H	Clemson	81 57
12	H	Florida St.	66 81									117	H	Charlotte	80 46
12	N	Florida St.	56 54									120	H	North Carolina	100 88
14	A	Kentucky	66 82									128	H	Maine	76 51
25	A	Ohio St.	94 89									135	H	Old Dominion	66 56
												163	A	Pittsburgh	82 50
												177	H	Boston College	58 51
												199	H	Grambling	89 61
												288	H	Coppin St.	75 35
												310	A	FIU	69 49
												326	H	Loyola Chicago	81 43
LAST 12 Division I GAMES:															
		8 N Duke	52 57			114 H Clemson	81 57								
		12 N Florida St.	56 54			52 H Virginia	63 52								
		61 N Georgia Tech	87 71			12 A Florida St.	71 80								
		61 H Georgia Tech	75 70			86 A Wake Forest	79 56								
		105 A Virginia Tech	79 69			177 H Boston College	58 51								
		8 A Duke	70 83			120 H North Carolina	100 88								

Non-Div I Games:

Miami (FL)

■ Loss,
 ■ Non-Conf, S Site,
 ■ Home
 ■ Away
 N Neutral

Average RPI Win:	272	WON-LOST	WINNING	LAST 10	STRENGTH OF	OPP. STRENGTH	TEAM	ADJ.	CONF.	ADJ CONF.
Average RPI Loss:	126	RECORD	PCT. RANK	GAMES	SCHEDULE	OF SCHEDULE	RPI	RPI	RPI	RPI
DIV. I ONLY	9- 21	279	4- 6	160	178	248	248	10	10	
DIV. I NON-CONF.	4- 7	224	0- 0	221	341	249	249	11	11	
TOTALS	RPI 1-25	RPI 26-50	W-L RECORDS	RPI 51-100	RPI 101-150	RPI 150+				
9- 21	0- 0	0- 2	OVERALL	0- 9	0- 2	9- 8				
2- 10	0- 0	0- 0	HOME	0- 5	0- 1	2- 4				
5- 9	0- 0	0- 2	AWAY	0- 4	0- 1	5- 2				
2- 2	0- 0	0- 0	NEUTRAL	0- 0	0- 0	2- 2				
4- 7	0- 0	0- 0	NON-CONFERENCE	0- 1	0- 1	4- 5				
0- 3	0- 0	0- 0	HOME	0- 1	0- 0	0- 2				
2- 2	0- 0	0- 0	AWAY	0- 0	0- 1	2- 1				
2- 2	0- 0	0- 0	NEUTRAL	0- 0	0- 0	2- 2				
5- 14	0- 0	0- 2	CONFERENCE	0- 8	0- 1	5- 3				
2- 7	0- 0	0- 0	HOME	0- 4	0- 1	2- 2				
3- 7	0- 0	0- 2	AWAY	0- 4	0- 0	3- 1				
0- 0	0- 0	0- 0	NEUTRAL	0- 0	0- 0	0- 0				

RPI 1-25			RPI 26-50			RPI 51-100			RPI 101+ Team's RPI: 248		
RPI	S	Opponent	Score	RPI	S	Opponent	Score	RPI	S	Opponent	Score
				44	A	Central Mich.	61 80	62	H	IUPUI	53 65
				49	A	Toledo	50 64	72	A	Ohio	63 77
								72	H	Ohio	62 79
								74	A	Northern Ill.	76 89
								74	H	Northern Ill.	61 63
								95	A	Kent St.	66 84
								95	H	Kent St.	51 78
								97	A	Buffalo	45 71
								97	H	Buffalo	51 68
								121	H	Ball St.	60 81
								142	A	Wright St.	57 65
								162	A	Western Mich.	66 73
								162	H	Western Mich.	60 85
								170	N	La Salle	70 79
								179	A	Morehead St.	43 77
								182	H	Cincinnati	43 49
								195	N	Providence	59 75
								238	A	Akron	66 62
								238	H	Akron	54 49
								250	H	Indiana St.	54 62
								257	A	Bowling Green	75 65
								257	H	Bowling Green	59 61
								262	A	Austin Peay	73 58
								271	N	Eastern Ky.	65 54
								284	A	Eastern Mich.	79 63
								284	H	Eastern Mich.	72 61
								297	A	Northern Ky.	60 50
								316	N	Fort Wayne	69 47
LAST 12 Division I GAMES:											
162	A	Western Mich.	66 73	74	H	Northern Ill.	61 63				
257	A	Bowling Green	75 65	284	A	Eastern Mich.	79 63				
95	H	Kent St.	51 78	238	H	Akron	54 49				
72	A	Ohio	63 77	121	H	Ball St.	60 81				
238	A	Akron	66 62	95	A	Kent St.	66 84				
257	H	Bowling Green	59 61	72	H	Ohio	62 79				

Non-Div I Games: Cedarville 70 57 Northwood 64 49

Miami (OH)

Loss, Non-Conf, S Site, H Home A Away N Neutral

Michigan

Through Games Of March 10, 2017

Average RPI Win:	165	WON-LOST	WINNING	LAST 10	STRENGTH OF	OPP. STRENGTH	TEAM	ADJ.	CONF.	ADJ CONF.
Average RPI Loss:	54	RECORD	PCT. RANK	GAMES	SCHEDULE	OF SCHEDULE	RPI	RPI	RPI	RPI
DIV. I ONLY	22- 9	62	6- 4	100	75	47	47	6	6	
DIV. I NON-CONF.	11- 3	53	0- 0	136	145	51	51	6	6	
TOTALS	RPI 1-25	RPI 26-50	W-L RECORDS	RPI 51-100	RPI 101-150	RPI 150+				
22- 9	0- 4	1- 3	OVERALL	7- 1	0- 0	14- 1				
14- 1	0- 0	1- 1	HOME	4- 0	0- 0	9- 0				
6- 6	0- 3	0- 1	AWAY	2- 1	0- 0	4- 1				
2- 2	0- 1	0- 1	NEUTRAL	1- 0	0- 0	1- 0				
11- 3	0- 2	0- 0	NON-CONFERENCE	3- 0	0- 0	8- 1				
7- 0	0- 0	0- 0	HOME	1- 0	0- 0	6- 0				
2- 2	0- 1	0- 0	AWAY	1- 0	0- 0	1- 1				
2- 1	0- 1	0- 0	NEUTRAL	1- 0	0- 0	1- 0				
11- 6	0- 2	1- 3	CONFERENCE	4- 1	0- 0	6- 0				
7- 1	0- 0	1- 1	HOME	3- 0	0- 0	3- 0				
4- 4	0- 2	0- 1	AWAY	1- 1	0- 0	3- 0				
0- 1	0- 0	0- 1	NEUTRAL	0- 0	0- 0	0- 0				

RPI 1-25				RPI 26-50				Team's RPI: 47	RPI 51-100				RPI 101+			
RPI	S	Opponent	Score	RPI	S	Opponent	Score		RPI	S	Opponent	Score	RPI	S	Opponent	Score
9	A	UCLA	64 84	42	H	Michigan St.	68 86		58	A	Purdue	72 62	153	H	Oakland	101 63
12	N	Florida St.	62 76	42	N	Michigan St.	64 74		61	A	Georgia Tech	92 52	162	H	Western Mich.	66 40
16	A	Maryland	70 83	50	A	Indiana	61 72		63	H	Iowa	72 70	185	H	American	82 33
25	A	Ohio St.	87 96	50	H	Indiana	78 74		64	N	Gonzaga	78 66	196	A	Nebraska	84 51
									68	H	Northwestern	80 54	196	H	Nebraska	88 60
									72	H	Ohio	69 46	206	A	Xavier	58 61
									73	H	Minnesota	84 69	207	A	Illinois	86 70
									87	A	Penn St.	75 76	208	A	Wisconsin	73 56
													208	H	Wisconsin	75 66
													224	H	Rutgers	63 50
													227	H	Howard	109 41
													265	H	Niagara	107 35
													269	A	San Diego St.	92 57
													274	H	Vermont	78 56
													345	N	Winthrop	76 39
LAST 12 Division I GAMES:																
		42 N Michigan St.	64 74			58 A Purdue	72 62									
		87 A Penn St.	75 76			63 H Iowa	72 70									
		196 H Nebraska	88 60			207 A Illinois	86 70									
		42 H Michigan St.	68 86			68 H Northwestern	80 54									
		50 A Indiana	61 72			196 A Nebraska	84 51									
		208 H Wisconsin	75 66			16 A Maryland	70 83									

Non-Div I Games:

Michigan

■ Loss,
■ Non-Conf, S Site,
■ Home
■ Away
N Neutral

Average RPI Win:	139	WON-LOST	WINNING	LAST 10	STRENGTH OF	OPP. STRENGTH	TEAM	ADJ.	CONF.	ADJ CONF.
Average RPI Loss:	70	RECORD	PCT. RANK	GAMES	SCHEDULE	OF SCHEDULE	RPI	RPI	RPI	RPI
DIV. I ONLY	21- 11	91	6- 4	59	55	42	42	6	6	
DIV. I NON-CONF.	10- 3	54	0- 0	64	53	33	33	6	6	
TOTALS	RPI 1-25	RPI 26-50	W-L RECORDS	RPI 51-100	RPI 101-150	RPI 150+				
21- 11	1- 3	4- 2	OVERALL	3- 4	2- 0	11- 2				
11- 3	1- 2	1- 0	HOME	2- 1	1- 0	6- 0				
7- 7	0- 0	2- 2	AWAY	1- 3	0- 0	4- 2				
3- 1	0- 1	1- 0	NEUTRAL	0- 0	1- 0	1- 0				
10- 3	0- 1	1- 2	NON-CONFERENCE	0- 0	2- 0	7- 0				
5- 1	0- 1	0- 0	HOME	0- 0	1- 0	4- 0				
4- 2	0- 0	1- 2	AWAY	0- 0	0- 0	3- 0				
1- 0	0- 0	0- 0	NEUTRAL	0- 0	1- 0	0- 0				
11- 8	1- 2	3- 0	CONFERENCE	3- 4	0- 0	4- 2				
6- 2	1- 1	1- 0	HOME	2- 1	0- 0	2- 0				
3- 5	0- 0	1- 0	AWAY	1- 3	0- 0	1- 2				
2- 1	0- 1	1- 0	NEUTRAL	0- 0	0- 0	1- 0				

RPI 1-25				RPI 26-50				Team's RPI: 42	RPI 51-100				RPI 101+			
RPI	S	Opponent	Score	RPI	S	Opponent	Score		RPI	S	Opponent	Score	RPI	S	Opponent	Score
2	H	Notre Dame	61 79	31	A	Syracuse	64 75		58	A	Purdue	54 66	101	H	Wyoming	63 51
16	H	Maryland	72 89	32	A	Quinnipiac	71 54		58	H	Purdue	66 76	138	N	Delaware	81 64
16	N	Maryland	89 100	35	A	Oregon	55 88		63	A	Iowa	83 87	153	H	Oakland	81 74
25	H	Ohio St.	94 75	47	A	Michigan	86 68		68	A	Northwestern	65 76	154	A	CSUN	63 59
				47	N	Michigan	74 64		73	A	Minnesota	93 74	157	H	Northeastern	78 44
				50	H	Indiana	69 60		73	H	Minnesota	85 69	162	A	Western Mich.	68 64
									87	H	Penn St.	73 64	196	A	Nebraska	74 76
													196	H	Nebraska	93 73
													207	H	Illinois	71 47
													208	A	Wisconsin	81 57
													208	N	Wisconsin	70 63
													224	A	Rutgers	58 62
													230	H	Southern U.	70 55
													277	H	Davidson	70 34
													301	A	Rhode Island	85 48
LAST 12 Division I GAMES:																
		16	N	Maryland			89 100		73	H	Minnesota			85	69	
		47	N	Michigan			74 64		16	H	Maryland			72	89	
		208	N	Wisconsin			70 63		63	A	Iowa			83	87	
		196	A	Nebraska			74 76		50	H	Indiana			69	60	
		87	H	Penn St.			73 64		73	A	Minnesota			93	74	
		47	A	Michigan			86 68		208	A	Wisconsin			81	57	

Non-Div I Games:

Michigan St.

Average RPI Win:	209	WON-LOST	WINNING	LAST 10	STRENGTH OF	OPP. STRENGTH	TEAM	ADJ.	CONF.	ADJ CONF.
Average RPI Loss:	52	RECORD	PCT. RANK	GAMES	SCHEDULE	OF SCHEDULE	RPI	RPI	RPI	RPI
DIV. I ONLY	21- 10	77	8- 2	107	98	82	82	14	14	
DIV. I NON-CONF.	5- 6	186	0- 0	37	5	110	110	16	16	
TOTALS	RPI 1-25	RPI 26-50	W-L RECORDS	RPI 51-100	RPI 101-150	RPI 150+				
21- 10	0- 2	1- 3	OVERALL	1- 5	3- 0	16- 0				
11- 5	0- 1	1- 2	HOME	1- 2	0- 0	9- 0				
9- 4	0- 1	0- 1	AWAY	0- 2	3- 0	6- 0				
1- 1	0- 0	0- 0	NEUTRAL	0- 1	0- 0	1- 0				
5- 6	0- 2	1- 1	NON-CONFERENCE	1- 3	0- 0	3- 0				
3- 4	0- 1	1- 1	HOME	1- 2	0- 0	1- 0				
2- 2	0- 1	0- 0	AWAY	0- 1	0- 0	2- 0				
0- 0	0- 0	0- 0	NEUTRAL	0- 0	0- 0	0- 0				
16- 4	0- 0	0- 2	CONFERENCE	0- 2	3- 0	13- 0				
8- 1	0- 0	0- 1	HOME	0- 0	0- 0	8- 0				
7- 2	0- 0	0- 1	AWAY	0- 1	3- 0	4- 0				
1- 1	0- 0	0- 0	NEUTRAL	0- 1	0- 0	1- 0				

RPI 1-25			RPI 26-50			RPI 51-100			Team's RPI: 82	RPI 101+		
RPI	S	Opponent	Score	RPI	S	Opponent	Score	RPI	S	Opponent	Score	
11	H	Louisville	72 91	34	H	Arizona St.	48 69	52	A	Virginia	51 63	117 A Charlotte 83 81
14	A	Kentucky	48 61	40	A	Western Ky.	51 66	61	H	Georgia Tech	60 61	135 A Old Dominion 80 63
				40	H	Western Ky.	75 82	72	H	Ohio	52 73	137 A Louisiana Tech 79 65
				44	H	Central Mich.	79 69	75	H	Tulane	62 59	156 H Rice 71 61
								98	A	Southern Miss.	61 81	156 N Rice 61 59
								98	N	Southern Miss.	54 59	164 A Missouri St. 71 52
												184 H North Texas 60 52
												186 H UTSA 77 63
												191 A UAB 64 61
												191 H UAB 87 56
												251 A Marshall 72 63
												251 H Marshall 94 69
												262 H Austin Peay 82 51
												282 A Tennessee Tech 73 62
												304 H UTEP 76 53
												310 A FIU 88 53
												310 H FIU 95 43
												338 A Fla. Atlantic 71 59
												338 H Fla. Atlantic 87 69
LAST 12 Division I GAMES:												
				98	N	Southern Miss.	54 59	40	H	Western Ky.	75 82	
				156	N	Rice	61 59	117	A	Charlotte	83 81	
				338	A	Fla. Atlantic	71 59	135	A	Old Dominion	80 63	
				310	A	FIU	88 53	304	H	UTEP	76 53	
				191	H	UAB	87 56	186	H	UTSA	77 63	
				251	H	Marshall	94 69	137	A	Louisiana Tech	79 65	

Non-Div I Games:

Middle Tenn.

■ Loss,
 ■ Non-Conf, S Site,
 ■ Home
 ■ Away
 N Neutral

Average RPI Win:	249	WON-LOST	WINNING	LAST 10	STRENGTH OF	OPP. STRENGTH	TEAM	ADJ.	CONF.	ADJ CONF.
Average RPI Loss:	114	RECORD	PCT. RANK	GAMES	SCHEDULE	OF SCHEDULE	RPI	RPI	RPI	RPI
DIV. I ONLY	20- 11	96	6- 4	278	191	144	144	18	18	
DIV. I NON-CONF.	8- 3	67	1- 0	332	154	165	165	21	21	
TOTALS	RPI 1-25	RPI 26-50	W-L RECORDS	RPI 51-100	RPI 101-150	RPI 150+				
20- 11	0- 0	1- 3	OVERALL	1- 2	1- 3	17- 3				
11- 3	0- 0	1- 0	HOME	1- 1	1- 1	8- 1				
7- 7	0- 0	0- 2	AWAY	0- 1	0- 2	7- 2				
2- 1	0- 0	0- 1	NEUTRAL	0- 0	0- 0	2- 0				
8- 3	0- 0	0- 1	NON-CONFERENCE	1- 2	0- 0	7- 0				
4- 1	0- 0	0- 0	HOME	1- 1	0- 0	3- 0				
3- 2	0- 0	0- 1	AWAY	0- 1	0- 0	3- 0				
1- 0	0- 0	0- 0	NEUTRAL	0- 0	0- 0	1- 0				
12- 8	0- 0	1- 2	CONFERENCE	0- 0	1- 3	10- 3				
7- 2	0- 0	1- 0	HOME	0- 0	1- 1	5- 1				
4- 5	0- 0	0- 1	AWAY	0- 0	0- 2	4- 2				
1- 1	0- 0	0- 1	NEUTRAL	0- 0	0- 0	1- 0				

RPI S	Opponent	Score	RPI S	Opponent	Score	RPI S	Opponent	Score	RPI S	Opponent	Score	Team's RPI: 144
26	A Green Bay	47 89	26	H Green Bay	72 60	60	H Western Ill.	76 68	141	A Detroit Mercy	63 77	
26	H Green Bay	72 60	68	H Northwestern	63 65	141	H Detroit Mercy	81 69	141	H Detroit Mercy	81 69	
26	N Green Bay	59 66	74	A Northern Ill.	104 114	142	A Wright St.	52 62	142	A Wright St.	51 69	
28	A Marquette	74 85				153	A Oakland	63 77	153	H Oakland	73 75	
						153	N Oakland	82 60	180	A Cleveland St.	80 78	
						180	H Cleveland St.	76 72	208	H Wisconsin	80 63	
						274	A Vermont	68 44	290	A Valparaiso	85 74	
						290	H Valparaiso	80 64	297	A Northern Ky.	51 72	
						297	H Northern Ky.	72 44	302	A Illinois St.	68 60	
						305	H North Dakota St.	79 74	319	A Youngstown St.	78 74	
						319	H Youngstown St.	86 82	320	A Ill.-Chicago	88 65	
						320	H Ill.-Chicago	83 55	326	A Loyola Chicago	73 46	
						336	N LIU Brooklyn	88 50	343	H Chicago St.	71 49	
LAST 12 Division I GAMES:												
26	N Green Bay	59 66	26	H Green Bay	72 60							
153	N Oakland	82 60	180	H Cleveland St.	76 72							
274	A Vermont	68 44	319	H Youngstown St.	86 82							
142	A Wright St.	52 62	153	A Oakland	63 77							
297	A Northern Ky.	51 72	141	A Detroit Mercy	63 77							
290	H Valparaiso	80 64	319	A Youngstown St.	78 74							

Non-Div I Games:

Milwaukee

■ Loss,
 ■ Non-Conf, S Site,
 ■ Home
 ■ Away
 N Neutral

Average RPI Win:	137	WON-LOST	WINNING	LAST 10	STRENGTH OF	OPP. STRENGTH	TEAM	ADJ.	CONF.	ADJ CONF.
Average RPI Loss:	44	RECORD	PCT. RANK	GAMES	SCHEDULE	OF SCHEDULE	RPI	RPI	RPI	RPI
DIV. I ONLY	15- 16	174	4- 6	7	64	73	73	6	6	
DIV. I NON-CONF.	9- 4	85	0- 0	13	27	34	34	6	6	
TOTALS	RPI 1-25	RPI 26-50	W-L RECORDS	RPI 51-100	RPI 101-150	RPI 150+				
15- 16	0- 7	1- 4	OVERALL	5- 4	2- 1	7- 0				
11- 5	0- 3	1- 1	HOME	4- 1	1- 0	5- 0				
3- 8	0- 3	0- 3	AWAY	0- 2	1- 0	2- 0				
1- 3	0- 1	0- 0	NEUTRAL	1- 1	0- 1	0- 0				
9- 4	0- 2	1- 0	NON-CONFERENCE	3- 1	2- 1	3- 0				
7- 1	0- 1	1- 0	HOME	3- 0	1- 0	2- 0				
2- 1	0- 1	0- 0	AWAY	0- 0	1- 0	1- 0				
0- 2	0- 0	0- 0	NEUTRAL	0- 1	0- 1	0- 0				
6- 12	0- 5	0- 4	CONFERENCE	2- 3	0- 0	4- 0				
4- 4	0- 2	0- 1	HOME	1- 1	0- 0	3- 0				
1- 7	0- 2	0- 3	AWAY	0- 2	0- 0	1- 0				
1- 1	0- 1	0- 0	NEUTRAL	1- 0	0- 0	0- 0				

RPI	S	Opponent	Score	RPI	S	Opponent	Score	RPI	S	Opponent	Score	RPI	S	Opponent	Score
3	A	South Carolina	58 98	42	A	Michigan St.	69 85	57	H	Belmont	75 74	120	N	North Carolina	77 91
12	H	Florida St.	61 75	42	H	Michigan St.	74 93	58	H	Purdue	54 67	141	H	Detroit Mercy	111 91
16	A	Maryland	60 93	43	H	Harvard	103 87	63	A	Iowa	65 80	147	A	VCU	79 69
16	H	Maryland	72 83	47	A	Michigan	69 84	68	H	Northwestern	71 61	152	A	New Mexico	69 65
16	N	Maryland	80 92	50	A	Indiana	62 78	71	H	Georgetown	68 60	159	H	Army West Point	70 52
25	A	Ohio St.	62 87					85	N	Georgia	58 70	196	A	Nebraska	79 69
25	H	Ohio St.	76 88					87	A	Penn St.	66 77	198	H	Seton Hall	90 57
								87	N	Penn St.	70 64	207	H	Illinois	78 50
								95	H	Kent St.	92 62	208	H	Wisconsin	88 60
												224	H	Rutgers	80 46
LAST 12 Division I GAMES:															
16	N	Maryland	80 92	224	H	Rutgers	80 46								
87	N	Penn St.	70 64	87	A	Penn St.	66 77								
68	H	Northwestern	71 61	196	A	Nebraska	79 69								
16	A	Maryland	60 93	42	H	Michigan St.	74 93								
58	H	Purdue	54 67	25	H	Ohio St.	76 88								
42	A	Michigan St.	69 85	63	A	Iowa	65 80								

Non-Div I Games:

Minnesota

■ Loss,
■ Non-Conf,
■ S Site,
■ H Home
■ A Away
N Neutral

Average RPI Win: 93		WON-LOST	WINNING	LAST 10	STRENGTH OF	OPP. STRENGTH	TEAM	ADJ.	CONF.	ADJ CONF.
Average RPI Loss: 10		RECORD	PCT. RANK	GAMES	SCHEDULE	OF SCHEDULE	RPI	RPI	RPI	RPI
DIV. I ONLY		29- 4	5	7- 3	17	4	5	5	2	2
DIV. I NON-CONF.		14- 0	1	0- 0	75	18	5	5	2	2
TOTALS		RPI 1-25	RPI 26-50		W-L RECORDS		RPI 51-100	RPI 101-150	RPI 150+	
29- 4	6- 4	5- 0		OVERALL		8- 0	5- 0	5- 0		
10- 1	3- 1	1- 0		HOME		2- 0	2- 0	2- 0		
12- 2	2- 2	2- 0		AWAY		3- 0	3- 0	2- 0		
7- 1	1- 1	2- 0		NEUTRAL		3- 0	0- 0	1- 0		
14- 0	1- 0	2- 0		NON-CONFERENCE		6- 0	1- 0	4- 0		
3- 0	1- 0	0- 0		HOME		0- 0	0- 0	2- 0		
6- 0	0- 0	1- 0		AWAY		3- 0	1- 0	1- 0		
5- 0	0- 0	1- 0		NEUTRAL		3- 0	0- 0	1- 0		
15- 4	5- 4	3- 0		CONFERENCE		2- 0	4- 0	1- 0		
7- 1	2- 1	1- 0		HOME		2- 0	2- 0	0- 0		
6- 2	2- 2	1- 0		AWAY		0- 0	2- 0	1- 0		
2- 1	1- 1	1- 0		NEUTRAL		0- 0	0- 0	0- 0		

RPI 1-25				Team's RPI: 5		RPI 26-50				RPI 51-100				RPI 101+			
RPI	S	Opponent	Score	RPI	S	Opponent	Score	RPI	S	Opponent	Score	RPI	S	Opponent	Score		
3	A	South Carolina	61 64	35	N	Oregon	75 63	59	A	Iowa St.	85 81	112	H	Vanderbilt	86 41		
3	N	South Carolina	49 59	36	H	LSU	74 48	66	N	Villanova	108 62	118	A	Ole Miss	66 44		
13	H	Texas	79 68	36	N	LSU	78 61	75	N	Tulane	66 49	118	H	Ole Miss	73 62		
14	A	Kentucky	75 78	45	A	Little Rock	58 44	83	H	Florida	82 49	128	A	Maine	87 43		
20	A	Tennessee	74 64	46	A	Auburn	77 47	85	H	Georgia	58 49	134	A	Alabama	67 54		
20	H	Tennessee	64 82					89	A	Southern California	76 72	172	A	Arkansas	59 51		
21	A	Texas A&M	72 67					98	A	Southern Miss.	72 50	203	N	San Jose St.	88 51		
21	H	Texas A&M	71 61					100	N	SMU	91 42	209	H	Alabama St.	90 47		
21	N	Texas A&M	66 50									241	A	Hawaii	66 41		
24	H	Missouri	70 53									303	H	Northwestern St.	106 30		
LAST 12 Division I GAMES:																	
3 N South Carolina				49 59	85 H Georgia				58 49								
21 N Texas A&M				66 50	118 A Ole Miss				66 44								
36 N LSU				78 61	112 H Vanderbilt				86 41								
20 H Tennessee				64 82	24 H Missouri				70 53								
14 A Kentucky				75 78	46 A Auburn				77 47								
21 A Texas A&M				72 67	21 H Texas A&M				71 61								

Non-Div I Games:

Mississippi St.

Loss, Non-Conf, S Site, H Home A Away N Neutral

Average RPI Win:	294	WON-LOST	WINNING	LAST 10	STRENGTH OF	OPP. STRENGTH	TEAM	ADJ.	CONF.	ADJ CONF.
Average RPI Loss:	200	RECORD	PCT. RANK	GAMES	SCHEDULE	OF SCHEDULE	RPI	RPI	RPI	RPI
DIV. I ONLY	8- 20	287	2- 8	306	325	313	313	30	30	
DIV. I NON-CONF.	1- 8	314	0- 0	113	148	267	267	30	30	
TOTALS	RPI 1-25	RPI 26-50	W-L RECORDS	RPI 51-100	RPI 101-150	RPI 150+				
8- 20	0- 1	0- 0	OVERALL	0- 1	0- 3	8- 15				
4- 7	0- 0	0- 0	HOME	0- 0	0- 1	4- 6				
4- 13	0- 0	0- 0	AWAY	0- 1	0- 0	4- 3				
0- 0	0- 0	0- 0	NEUTRAL	0- 0	0- 0	0- 0				
1- 8	0- 1	0- 0	NON-CONFERENCE	0- 1	0- 3	1- 3				
0- 2	0- 0	0- 0	HOME	0- 0	0- 1	0- 1				
1- 6	0- 1	0- 0	AWAY	0- 1	0- 2	1- 2				
0- 0	0- 0	0- 0	NEUTRAL	0- 0	0- 0	0- 0				
7- 12	0- 0	0- 0	CONFERENCE	0- 0	0- 0	7- 12				
4- 5	0- 0	0- 0	HOME	0- 0	0- 0	4- 5				
3- 7	0- 0	0- 0	AWAY	0- 0	0- 0	3- 7				
0- 0	0- 0	0- 0	NEUTRAL	0- 0	0- 0	0- 0				

RPI 1-25				RPI 26-50				RPI 51-100				RPI 101+ Team's RPI: 313			
RPI	S	Opponent	Score	RPI	S	Opponent	Score	RPI	S	Opponent	Score	RPI	S	Opponent	Score
7	A	Baylor	36 101					98	A	Southern Miss.	55 83	109	H	Colorado	64 76
												118	A	Ole Miss	30 67
												134	A	Alabama	44 93
												178	A	Texas Southern	54 60
												178	H	Texas Southern	75 74
												191	A	UAB	46 80
												199	A	Grambling	67 88
												199	A	Grambling	61 71
												199	H	Grambling	51 82
												208	A	Wisconsin	61 103
												209	A	Alabama St.	57 71
												209	H	Alabama St.	73 79
												230	A	Southern U.	44 51
												230	H	Southern U.	51 62
												264	H	Murray St.	62 80
												267	A	Prairie View	65 96
												267	H	Prairie View	64 55
												287	A	Ark.-Pine Bluff	73 63
												287	H	Ark.-Pine Bluff	57 54
												303	A	Northwestern St.	68 64
												307	A	Alcorn	49 69
												307	H	Alcorn	60 68
												334	A	Jackson St.	62 57
												334	H	Jackson St.	60 63
												349	A	Alabama A&M	58 52
												349	H	Alabama A&M	60 58
LAST 12 Division I GAMES:															
199	A	Grambling	61 71	230	H	Southern U.	51 62	307	H	Alcorn	60 68	334	A	Jackson St.	62 57
287	H	Ark.-Pine Bluff	57 54	307	H	Alcorn	60 68	209	A	Alabama St.	57 71	349	A	Alabama A&M	58 52
199	H	Grambling	51 82	349	A	Alabama A&M	58 52	199	A	Grambling	67 88	349	H	Alabama A&M	60 58
334	H	Jackson St.	60 63	199	A	Grambling	67 88	334	A	Jackson St.	62 57				
178	A	Texas Southern	54 60	334	A	Jackson St.	62 57								
267	A	Prairie View	65 96												

Non-Div I Games: Blue Mountain 66 40 Tougaloo 99 55

Mississippi Val.

Loss, Non-Conf, S Site, H Home A Away N Neutral

Missouri

Through Games Of March 10, 2017

Average RPI Win:	121	WON-LOST	WINNING	LAST 10	STRENGTH OF	OPP. STRENGTH	TEAM	ADJ.	CONF.	ADJ CONF.
Average RPI Loss:	46	RECORD	PCT. RANK	GAMES	SCHEDULE	OF SCHEDULE	RPI	RPI	RPI	RPI
DIV. I ONLY	21- 10	77	7- 3	18	42	24	24	2	2	
DIV. I NON-CONF.	10- 4	80	0- 0	36	126	39	39	2	2	
TOTALS	RPI 1-25	RPI 26-50	W-L RECORDS	RPI 51-100	RPI 101-150	RPI 150+				
21- 10	4- 5	1- 1	OVERALL	3- 3	4- 1	9- 0				
15- 1	3- 0	1- 0	HOME	2- 0	2- 1	7- 0				
5- 7	0- 1	0- 0	AWAY	1- 0	2- 0	2- 0				
1- 2	1- 1	0- 0	NEUTRAL	0- 1	0- 0	0- 0				
10- 4	1- 1	0- 0	NON-CONFERENCE	1- 3	1- 0	7- 0				
8- 0	0- 0	0- 0	HOME	1- 0	1- 0	6- 0				
1- 3	0- 1	0- 0	AWAY	0- 2	0- 0	1- 0				
1- 1	1- 0	0- 0	NEUTRAL	0- 1	0- 0	0- 0				
11- 6	3- 4	1- 1	CONFERENCE	2- 0	3- 1	2- 0				
7- 1	3- 0	1- 0	HOME	1- 0	1- 1	1- 0				
4- 4	0- 3	0- 1	AWAY	1- 0	2- 0	1- 0				
0- 1	0- 1	0- 0	NEUTRAL	0- 0	0- 0	0- 0				

RPI	S	Opponent	Score	RPI	S	Opponent	Score	RPI	S	Opponent	Score	RPI	S	Opponent	Score
3	H	South Carolina	62 60	36	A	LSU	71 80	60	H	Western Ill.	71 68	106	H	Abilene Christian	52 46
5	A	Mississippi St.	53 70	46	H	Auburn	68 53	61	N	Georgia Tech	70 72	112	A	Vanderbilt	74 68
10	A	Washington	66 79					62	A	IUPUI	45 73	118	H	Ole Miss	100 65
14	A	Kentucky	62 64					83	A	Florida	74 67	134	A	Alabama	65 56
14	H	Kentucky	73 67					85	H	Georgia	63 45	134	H	Alabama	58 59
20	A	Tennessee	66 77					92	A	Saint Louis	61 72	164	H	Missouri St.	73 49
21	H	Texas A&M	78 76									172	A	Arkansas	60 46
21	N	Texas A&M	48 62									172	H	Arkansas	67 56
23	N	Creighton	72 63									173	H	Wichita St.	64 57
												187	H	UC Riverside	68 62
												196	A	Nebraska	55 35
												204	H	SIUE	72 60
												222	H	UT Martin	80 69
												250	H	Indiana St.	77 48
LAST 12 Division I GAMES:															
21	N	Texas A&M	48 62	20	A	Tennessee	66 77								
134	A	Alabama	65 56	5	A	Mississippi St.	53 70								
118	H	Ole Miss	100 65	14	H	Kentucky	73 67								
3	H	South Carolina	62 60	46	H	Auburn	68 53								
83	A	Florida	74 67	172	A	Arkansas	60 46								
172	H	Arkansas	67 56	21	H	Texas A&M	78 76								

Non-Div I Games:

Missouri

■ Loss,
 ■ Non-Conf, S Site,
 ■ Home
 ■ Away
 N Neutral

Average RPI Win:	230	WON-LOST	WINNING	LAST 10	STRENGTH OF	OPP. STRENGTH	TEAM	ADJ.	CONF.	ADJ CONF.
Average RPI Loss:	106	RECORD	PCT. RANK	GAMES	SCHEDULE	OF SCHEDULE	RPI	RPI	RPI	RPI
DIV. I ONLY	15- 14	162	6- 4	180	125	164	164	16	16	
DIV. I NON-CONF.	3- 7	250	0- 0	140	17	210	210	14	14	
TOTALS	RPI 1-25	RPI 26-50	W-L RECORDS	RPI 51-100	RPI 101-150	RPI 150+				
15- 14	0- 1	0- 3	OVERALL	0- 5	0- 0	15- 5				
8- 5	0- 0	0- 2	HOME	0- 2	0- 0	8- 1				
7- 7	0- 1	0- 1	AWAY	0- 2	0- 0	7- 3				
0- 2	0- 0	0- 0	NEUTRAL	0- 1	0- 0	0- 1				
3- 7	0- 1	0- 1	NON-CONFERENCE	0- 3	0- 0	3- 2				
2- 2	0- 0	0- 1	HOME	0- 1	0- 0	2- 0				
1- 4	0- 1	0- 0	AWAY	0- 1	0- 0	1- 2				
0- 1	0- 0	0- 0	NEUTRAL	0- 1	0- 0	0- 0				
12- 7	0- 0	0- 2	CONFERENCE	0- 2	0- 0	12- 3				
6- 3	0- 0	0- 1	HOME	0- 1	0- 0	6- 1				
6- 3	0- 0	0- 1	AWAY	0- 1	0- 0	6- 1				
0- 1	0- 0	0- 0	NEUTRAL	0- 0	0- 0	0- 1				

RPI 1-25				RPI 26-50				RPI 51-100				RPI 101+ Team's RPI: 164			
RPI	S	Opponent	Score	RPI	S	Opponent	Score	RPI	S	Opponent	Score	RPI	S	Opponent	Score
24	A	Missouri	49 73	29	A	Drake	91 98	51	A	UNI	64 65	158	A	Oral Roberts	56 78
				29	H	Drake	64 90	51	H	UNI	54 61	168	A	Memphis	60 69
				45	H	Little Rock	47 58	68	A	Northwestern	52 75	172	H	Arkansas	64 62
								82	H	Middle Tenn.	52 71	173	A	Wichita St.	65 60
								89	N	Southern California	67 89	173	H	Wichita St.	73 62
												174	A	Southern Ill.	78 60
												174	H	Southern Ill.	73 59
												184	H	North Texas	63 54
												189	A	Kansas	87 64
												225	A	Evansville	77 41
												225	H	Evansville	68 43
												225	N	Evansville	59 65
												229	A	Bradley	56 62
												229	H	Bradley	73 75
												250	A	Indiana St.	49 46
												250	H	Indiana St.	73 63
												302	A	Illinois St.	77 44
												302	H	Illinois St.	65 60
												326	A	Loyola Chicago	60 32
												326	H	Loyola Chicago	61 52
LAST 12 Division I GAMES:															
				225	N	Evansville	59 65	229	A	Bradley	56 62				
				51	A	UNI	64 65	225	H	Evansville	68 43				
				29	A	Drake	91 98	174	H	Southern Ill.	73 59				
				326	H	Loyola Chicago	61 52	173	A	Wichita St.	65 60				
				250	H	Indiana St.	73 63	250	A	Indiana St.	49 46				
				302	A	Illinois St.	77 44	326	A	Loyola Chicago	60 32				

Non-Div I Games: Alas. Anchorage 65 58

Missouri St.

■ Loss,
■ Non-Conf,
■ S Site,
■ Home
■ A Away
N Neutral

Average RPI Win:	242	WON-LOST	WINNING	LAST 10	STRENGTH OF	OPP. STRENGTH	TEAM	ADJ.	CONF.	ADJ CONF.
Average RPI Loss:	179	RECORD	PCT. RANK	GAMES	SCHEDULE	OF SCHEDULE	RPI	RPI	RPI	RPI
DIV. I ONLY	15- 16	174	5- 5	296	245	220	220	19	19	
DIV. I NON-CONF.	5- 4	143	0- 0	318	331	216	216	17	17	
TOTALS	RPI 1-25	RPI 26-50	W-L RECORDS	RPI 51-100	RPI 101-150	RPI 150+				
15- 16	0- 0	1- 1	OVERALL	0- 0	1- 5	13- 10				
7- 6	0- 0	1- 0	HOME	0- 0	1- 2	5- 4				
7- 8	0- 0	0- 1	AWAY	0- 0	0- 0	7- 1				
1- 2	0- 0	0- 0	NEUTRAL	0- 0	0- 1	1- 1				
5- 4	0- 0	0- 0	NON-CONFERENCE	0- 0	0- 1	5- 3				
1- 2	0- 0	0- 0	HOME	0- 0	0- 1	1- 1				
4- 1	0- 0	0- 0	AWAY	0- 0	0- 0	4- 1				
0- 1	0- 0	0- 0	NEUTRAL	0- 0	0- 0	0- 1				
10- 12	0- 0	1- 1	CONFERENCE	0- 0	1- 4	8- 7				
6- 4	0- 0	1- 0	HOME	0- 0	1- 1	4- 3				
3- 7	0- 0	0- 1	AWAY	0- 0	0- 2	3- 4				
1- 1	0- 0	0- 0	NEUTRAL	0- 0	0- 1	1- 0				

RPI 1-25				RPI 26-50				RPI 51-100				RPI 101+				Team's RPI: 220	
RPI	S	Opponent	Score	RPI	S	Opponent	Score	RPI	S	Opponent	Score	RPI	S	Opponent	Score		
				32	A	Quinnipiac	54 74					108	A	Rider	63 75		
				32	H	Quinnipiac	61 58					108	H	Rider	69 71		
												108	N	Rider	51 67		
												114	H	Clemson	47 60		
												148	A	Iona	54 60		
												148	H	Iona	75 65		
												165	A	Fairfield	60 53		
												165	H	Fairfield	68 71		
												176	A	Siena	76 85		
												176	H	Siena	86 91		
												183	N	Hartford	72 75		
												190	A	Robert Morris	69 56		
												195	H	Providence	58 62		
												200	A	Sacred Heart	65 54		
												233	A	Marist	66 76		
												233	H	Marist	79 69		
												254	A	Canisius	54 74		
												254	H	Canisius	55 53		
												265	A	Niagara	45 66		
												265	H	Niagara	68 62		
												280	A	Manhattan	63 50		
												280	H	Manhattan	61 75		
												280	N	Manhattan	62 46		
												284	A	Eastern Mich.	75 68		
												308	A	Lehigh	73 62		
												325	A	St. Francis Brooklyn	78 87		
LAST 12 Division I GAMES:																	
				108	N	Rider	51 67					280	H	Manhattan	61 75		
				280	N	Manhattan	62 46					148	H	Iona	75 65		
				265	H	Niagara	68 62					327	A	Saint Peter's	58 42		
				280	A	Manhattan	63 50					32	A	Quinnipiac	54 74		
				108	A	Rider	63 75					108	H	Rider	69 71		
				233	A	Marist	66 76					176	H	Siena	86 91		

Non-Div I Games:

Monmouth

Loss, Non-Conf, S Site, H Home A Away N Neutral

M
o
n
m
o
u
t
h

RPI S Opponent Score

Through Games Of March 10, 2017

RPI	S	Opponent	Score	
327	A	Saint Peter's	58	42
327	H	Saint Peter's	76	59
339	H	Fairleigh Dickinson	72	63

M
o
n
m
o
u
t
h

Monmouth

Montana

Through Games Of March 10, 2017

Average RPI Win: 261	WON-LOST	WINNING	LAST 10	STRENGTH OF	OPP. STRENGTH	TEAM	ADJ.	CONF.	ADJ CONF.
Average RPI Loss: 168	RECORD	PCT. RANK	GAMES	SCHEDULE	OF SCHEDULE	RPI	RPI	RPI	RPI
DIV. I ONLY	5- 23	323	4- 6	177	266	323	323	20	20
DIV. I NON-CONF.	1- 8	314	0- 0	186	323	329	329	18	18
TOTALS	RPI 1-25	RPI 26-50	W-L RECORDS	RPI 51-100	RPI 101-150	RPI 150+			
5- 23	0- 0	0- 1	OVERALL	0- 4	0- 7	5- 11			
5- 8	0- 0	0- 0	HOME	0- 2	0- 3	5- 3			
0- 12	0- 0	0- 0	AWAY	0- 2	0- 4	0- 6			
0- 3	0- 0	0- 1	NEUTRAL	0- 0	0- 0	0- 2			
1- 8	0- 0	0- 1	NON-CONFERENCE	0- 2	0- 1	1- 4			
1- 3	0- 0	0- 0	HOME	0- 1	0- 1	1- 1			
0- 3	0- 0	0- 0	AWAY	0- 1	0- 0	0- 2			
0- 2	0- 0	0- 1	NEUTRAL	0- 0	0- 0	0- 1			
4- 15	0- 0	0- 0	CONFERENCE	0- 2	0- 6	4- 7			
4- 5	0- 0	0- 0	HOME	0- 1	0- 2	4- 2			
0- 9	0- 0	0- 0	AWAY	0- 1	0- 4	0- 4			
0- 1	0- 0	0- 0	NEUTRAL	0- 0	0- 0	0- 1			

RPI S	Opponent	Score	RPI S	Opponent	Score	RPI S	Opponent	Score	RPI S	Opponent	Score	Team's RPI: 323
37 N	South Dakota St.	43 84	54 H	Colorado St.	49 63	101 H	Wyoming	42 67				
			67 A	Montana St.	54 71	129 A	Northern Colo.	46 65				
			67 H	Montana St.	69 75	131 A	North Dakota	63 73				
			99 A	SFA	46 54	136 A	Eastern Wash.	57 64				
						136 H	Eastern Wash.	46 60				
						150 A	Idaho	50 75				
						150 H	Idaho	59 86				
						151 A	Idaho St.	43 61				
						151 H	Idaho St.	68 53				
						151 N	Idaho St.	53 63				
						188 H	Utah St.	47 65				
						213 A	Portland St.	45 68				
						213 H	Portland St.	44 64				
						215 A	Seattle U	44 60				
						237 A	Weber St.	58 74				
						237 H	Weber St.	71 46				
						286 A	Sacramento St.	69 99				
						286 H	Sacramento St.	60 73				
						291 H	Southern Utah	64 55				
						294 H	Northern Ariz.	60 59				
						311 N	Massachusetts	58 59				
						333 H	Incarnate Word	61 56				
						346 A	Cal St. Fullerton	56 72				
LAST 12 Division I GAMES:												
151 N	Idaho St.	53 63	294 H	Northern Ariz.	60 59							
151 H	Idaho St.	68 53	291 H	Southern Utah	64 55							
237 H	Weber St.	71 46	67 H	Montana St.	69 75							
67 A	Montana St.	54 71	150 A	Idaho	50 75							
213 A	Portland St.	45 68	136 A	Eastern Wash.	57 64							
286 A	Sacramento St.	69 99	286 H	Sacramento St.	60 73							

Non-Div I Games: Rocky Mountain 64 56 Great Falls 66 55

Montana

Loss, Non-Conf, S Site, H Home A Away N Neutral

Average RPI Win: 222		WON-LOST	WINNING	LAST 10	STRENGTH OF	OPP. STRENGTH	TEAM	ADJ.	CONF.	ADJ CONF.
Average RPI Loss: 140		RECORD	PCT. RANK	GAMES	SCHEDULE	OF SCHEDULE	RPI	RPI	RPI	RPI
DIV. I ONLY		22- 6	27	9- 1	253	213	67	67	20	20
DIV. I NON-CONF.		5- 3	122	0- 0	254	165	109	109	18	18
TOTALS		RPI 1-25	RPI 26-50	W-L RECORDS	RPI 51-100	RPI 101-150	RPI 150+			
22- 6	0- 0		0- 0	OVERALL	0- 2	6- 1	16- 3			
11- 0	0- 0		0- 0	HOME	0- 0	2- 0	9- 0			
8- 6	0- 0		0- 0	AWAY	0- 2	3- 1	5- 3			
3- 0	0- 0		0- 0	NEUTRAL	0- 0	1- 0	2- 0			
5- 3	0- 0		0- 0	NON-CONFERENCE	0- 2	0- 0	5- 1			
2- 0	0- 0		0- 0	HOME	0- 0	0- 0	2- 0			
2- 3	0- 0		0- 0	AWAY	0- 2	0- 0	2- 1			
1- 0	0- 0		0- 0	NEUTRAL	0- 0	0- 0	1- 0			
17- 3	0- 0		0- 0	CONFERENCE	0- 0	6- 1	11- 2			
9- 0	0- 0		0- 0	HOME	0- 0	2- 0	7- 0			
6- 3	0- 0		0- 0	AWAY	0- 0	3- 1	3- 2			
2- 0	0- 0		0- 0	NEUTRAL	0- 0	1- 0	1- 0			

[illegible]

Non-Div I Games:	Carroll (MT)	75	44	Great Falls	75	42
------------------	--------------	----	----	-------------	----	----

Montana St.

■ Loss, ■ Non-Conf, S Site, H Home A Away N Neutral

Average RPI Win:	272	WON-LOST	WINNING	LAST 10	STRENGTH OF	OPP. STRENGTH	TEAM	ADJ.	CONF.	ADJ CONF.
Average RPI Loss:	164	RECORD	PCT. RANK	GAMES	SCHEDULE	OF SCHEDULE	RPI	RPI	RPI	RPI
DIV. I ONLY	19- 9	74	6- 4	340	235	179	179	26	26	
DIV. I NON-CONF.	8- 3	67	0- 0	344	159	200	200	25	25	
TOTALS	RPI 1-25	RPI 26-50	W-L RECORDS	RPI 51-100	RPI 101-150	RPI 150+				
19- 9	0- 1	0- 1	OVERALL	0- 2	0- 0	19- 5				
12- 2	0- 0	0- 0	HOME	0- 1	0- 0	12- 1				
7- 6	0- 1	0- 1	AWAY	0- 1	0- 0	7- 3				
0- 1	0- 0	0- 0	NEUTRAL	0- 0	0- 0	0- 1				
8- 3	0- 1	0- 1	NON-CONFERENCE	0- 0	0- 0	8- 1				
5- 1	0- 0	0- 0	HOME	0- 0	0- 0	5- 1				
3- 2	0- 1	0- 1	AWAY	0- 0	0- 0	3- 0				
0- 0	0- 0	0- 0	NEUTRAL	0- 0	0- 0	0- 0				
11- 6	0- 0	0- 0	CONFERENCE	0- 2	0- 0	11- 4				
7- 1	0- 0	0- 0	HOME	0- 1	0- 0	7- 0				
4- 4	0- 0	0- 0	AWAY	0- 1	0- 0	4- 3				
0- 1	0- 0	0- 0	NEUTRAL	0- 0	0- 0	0- 1				

RPI 1-25				RPI 26-50				RPI 51-100				RPI 101+				Team's RPI: 179	
RPI	S	Opponent	Score	RPI	S	Opponent	Score	RPI	S	Opponent	Score	RPI	S	Opponent	Score		
14	A	Kentucky	47 74	41	A	West Virginia	53 94	57	A	Belmont	76 96	204	H	SIUE	69 66		
								57	H	Belmont	59 91	222	A	UT Martin	89 68		
												248	H	Miami (OH)	77 43		
												252	A	Jacksonville St.	68 69		
												252	H	Jacksonville St.	85 82		
												253	A	Tennessee St.	66 69		
												253	H	Tennessee St.	87 74		
												254	H	Canisius	77 68		
												261	H	Georgia St.	50 68		
												262	A	Austin Peay	81 71		
												264	H	Murray St.	73 59		
												266	A	Southeast Mo. St.	82 72		
												271	A	Eastern Ky.	58 65		
												271	H	Eastern Ky.	80 54		
												271 N	Eastern Ky.	67 73			
												272	A	Kennesaw St.	71 50		
												282	A	Tennessee Tech	81 52		
												282	H	Tennessee Tech	79 65		
												284	H	Eastern Mich.	78 73		
												292	A	North Florida	84 65		
												298	H	Lipscomb	73 53		
												299	H	Eastern Ill.	66 62		
												324	A	Florida A&M	53 48		
												343	H	Chicago St.	63 55		
LAST 12 Division I GAMES:																	
				271 N	Eastern Ky.	67 73		266	A	Southeast Mo. St.	82 72						
				252	H	Jacksonville St.	85 82		264	H	Murray St.	73 59					
				282	A	Tennessee Tech	81 52		252	A	Jacksonville St.	68 69					
				57	A	Belmont	76 96		282	H	Tennessee Tech	79 65					
				253	H	Tennessee St.	87 74		271	H	Eastern Ky.	80 54					
				271	A	Eastern Ky.	58 65		57	H	Belmont	59 91					

Non-Div I Games: Ky. Christian 100 52 Alice Lloyd 92 42

Morehead St.

■ Loss,
■ Non-Conf, S Site,
■ Home
■ Away
N Neutral

Average RPI Win: 289		WON-LOST	WINNING	LAST 10	STRENGTH OF	OPP. STRENGTH	TEAM	ADJ.	CONF.	ADJ CONF.
Average RPI Loss: 240		RECORD	PCT. RANK	GAMES	SCHEDULE	OF SCHEDULE	RPI	RPI	RPI	RPI
DIV. I ONLY		8- 21	288	7- 3	334	344	330	330	32	32
DIV. I NON-CONF.		1- 11	330	0- 0	181	340	316	316	31	31
TOTALS		RPI 1-25	RPI 26-50	W-L RECORDS	RPI 51-100	RPI 101-150	RPI 150+			
8- 21	0- 0		0- 1	OVERALL	0- 1	0- 0	8- 19			
4- 6	0- 0		0- 0	HOME	0- 0	0- 0	4- 6			
4- 11	0- 0		0- 1	AWAY	0- 1	0- 0	4- 9			
0- 4	0- 0		0- 0	NEUTRAL	0- 0	0- 0	0- 4			
1- 11	0- 0		0- 1	NON-CONFERENCE	0- 1	0- 0	1- 9			
0- 2	0- 0		0- 0	HOME	0- 0	0- 0	0- 2			
1- 6	0- 0		0- 1	AWAY	0- 1	0- 0	1- 4			
0- 3	0- 0		0- 0	NEUTRAL	0- 0	0- 0	0- 3			
7- 10	0- 0		0- 0	CONFERENCE	0- 0	0- 0	7- 10			
4- 4	0- 0		0- 0	HOME	0- 0	0- 0	4- 4			
3- 5	0- 0		0- 0	AWAY	0- 0	0- 0	3- 5			
0- 1	0- 0		0- 0	NEUTRAL	0- 0	0- 0	0- 1			

[illegible]

Non-Div I Games: Washington Adventis79 28

Morgan St.

Loss, Non-Conf, S Site, H Home A Away N Neutral

RPI	S	Opponent	Score
348	A	South Carolina St.	46 50

Morgan St.

Mt. St. Mary's

Through Games Of March 10, 2017

Average RPI Win:	303	WON-LOST	WINNING	LAST 10	STRENGTH OF	OPP. STRENGTH	TEAM	ADJ.	CONF.	ADJ CONF.
Average RPI Loss:	214	RECORD	PCT. RANK	GAMES	SCHEDULE	OF SCHEDULE	RPI	RPI	RPI	RPI
DIV. I ONLY	12- 18	224	7- 3	311	346	288	288	31	31	
DIV. I NON-CONF.	2- 9	293	0- 0	197	301	317	317	32	32	
TOTALS	RPI 1-25	RPI 26-50	W-L RECORDS	RPI 51-100	RPI 101-150	RPI 150+				
12- 18	0- 1	0- 1	OVERALL	0- 0	0- 1	12- 15				
8- 6	0- 0	0- 0	HOME	0- 0	0- 0	8- 6				
4- 12	0- 1	0- 1	AWAY	0- 0	0- 1	4- 9				
0- 0	0- 0	0- 0	NEUTRAL	0- 0	0- 0	0- 0				
2- 9	0- 1	0- 1	NON-CONFERENCE	0- 0	0- 1	2- 6				
2- 3	0- 0	0- 0	HOME	0- 0	0- 0	2- 3				
0- 6	0- 1	0- 1	AWAY	0- 0	0- 1	0- 3				
0- 0	0- 0	0- 0	NEUTRAL	0- 0	0- 0	0- 0				
10- 9	0- 0	0- 0	CONFERENCE	0- 0	0- 0	10- 9				
6- 3	0- 0	0- 0	HOME	0- 0	0- 0	6- 3				
4- 6	0- 0	0- 0	AWAY	0- 0	0- 0	4- 6				
0- 0	0- 0	0- 0	NEUTRAL	0- 0	0- 0	0- 0				

RPI 1-25				RPI 26-50				RPI 51-100				RPI 101+ Team's RPI: 288			
RPI	S	Opponent	Score	RPI	S	Opponent	Score	RPI	S	Opponent	Score	RPI	S	Opponent	Score
16	A	Maryland	42 106	41	A	West Virginia	45 77					123	A	William & Mary	46 68
												163	A	Pittsburgh	54 89
												165	H	Fairfield	57 70
												190	A	Robert Morris	58 70
												190	H	Robert Morris	44 50
												200	A	Sacred Heart	45 49
												200	H	Sacred Heart	61 59
												227	A	Howard	62 95
												243	A	Saint Francis (PA)	66 58
												243	H	Saint Francis (PA)	88 97
												246	A	Bryant	62 78
												246	A	Bryant	47 59
												246	H	Bryant	61 53
												260	H	UMES	52 63
												268	A	Loyola Maryland	53 58
												288	H	Coppin St.	54 48
												306	A	Central Conn. St.	58 68
												306	H	Central Conn. St.	81 66
												308	H	Lehigh	57 74
												325	A	St. Francis Brooklyn	62 44
												325	H	St. Francis Brooklyn	55 71
												330	H	Morgan St.	65 50
												336	A	LIU Brooklyn	60 63
												336	H	LIU Brooklyn	56 43
												339	A	Fairleigh Dickinson	75 71
												339	H	Fairleigh Dickinson	61 50
LAST 12 Division I GAMES:															
246	A	Bryant	47 59	243	A	Saint Francis (PA)	66 58								
325	H	St. Francis Brooklyn	55 71	246	H	Bryant	61 53								
336	H	LIU Brooklyn	56 43	306	H	Central Conn. St.	81 66								
341	A	Wagner	70 59	200	H	Sacred Heart	61 59								
339	A	Fairleigh Dickinson	75 71	190	H	Robert Morris	44 50								
190	A	Robert Morris	58 70	200	A	Sacred Heart	45 49								

Non-Div I Games:

Mt. St. Mary's

■ Loss,
 ■ Non-Conf,
 ■ S Site,
 ■ Home
 ■ A Away
 N Neutral

M
t
.
S
t
.
M
a
r
y
'
s

RPI S Opponent Mt. St. Mary's Score

Through Games Of March 10, 2017

RPI	S	Opponent	Score	
341	A	Wagner	70	59
341	H	Wagner	66	47

M
t
.
S
t
.
M
a
r
y
'
s

Mt. St. Mary's

Average RPI Win: 279	WON-LOST	WINNING	LAST 10	STRENGTH OF	OPP. STRENGTH	TEAM	ADJ.	CONF.	ADJ CONF.
Average RPI Loss: 196	RECORD	PCT. RANK	GAMES	SCHEDULE	OF SCHEDULE	RPI	RPI	RPI	RPI
DIV. I ONLY	13- 14	185	3- 7	330	298	264	264	26	26
DIV. I NON-CONF.	6- 5	148	0- 0	331	334	235	235	25	25
TOTALS	RPI 1-25	RPI 26-50	W-L RECORDS	RPI 51-100	RPI 101-150	RPI 150+			
13- 14	0- 0	0- 0	OVERALL	0- 2	0- 1	13- 11			
7- 5	0- 0	0- 0	HOME	0- 1	0- 0	7- 4			
5- 8	0- 0	0- 0	AWAY	0- 1	0- 0	5- 7			
1- 1	0- 0	0- 0	NEUTRAL	0- 0	0- 1	1- 0			
6- 5	0- 0	0- 0	NON-CONFERENCE	0- 1	0- 1	6- 3			
3- 1	0- 0	0- 0	HOME	0- 0	0- 0	3- 1			
2- 3	0- 0	0- 0	AWAY	0- 1	0- 0	2- 2			
1- 1	0- 0	0- 0	NEUTRAL	0- 0	0- 1	1- 0			
7- 9	0- 0	0- 0	CONFERENCE	0- 1	0- 0	7- 8			
4- 4	0- 0	0- 0	HOME	0- 1	0- 0	4- 3			
3- 5	0- 0	0- 0	AWAY	0- 0	0- 0	3- 5			
0- 0	0- 0	0- 0	NEUTRAL	0- 0	0- 0	0- 0			

RPI S	Opponent	Score	RPI S	Opponent	Score	RPI S	Opponent	Score	RPI S	Opponent	Score	Team's RPI: 264
						57	H Belmont	69 87	106	N Abilene Christian	57 81	
						72	A Ohio	70 79	174	A Southern Ill.	63 70	
									179	A Morehead St.	59 73	
									201	H UNCG	81 70	
									204	A SIUE	84 77	
									204	H SIUE	76 85	
									205	A ETSU	60 79	
									222	A UT Martin	82 83	
									222	H UT Martin	70 90	
									225	H Evansville	77 82	
									252	A Jacksonville St.	71 64	
									253	H Tennessee St.	80 72	
									262	A Austin Peay	63 75	
									262	H Austin Peay	67 62	
									266	A Southeast Mo. St.	70 79	
									266	H Southeast Mo. St.	67 80	
									271	H Eastern Ky.	70 64	
									282	A Tennessee Tech	54 72	
									297	A Northern Ky.	72 69	
									298	H Lipscomb	79 59	
									299	A Eastern Ill.	66 57	
									299	H Eastern Ill.	92 74	
									313	A Mississippi Val.	80 62	
									333	N Incarnate Word	72 68	
									349	H Alabama A&M	81 49	
LAST 12 Division I GAMES:												
			222	A UT Martin	82 83	57	H Belmont	69 87				
			266	H Southeast Mo. St.	67 80	179	A Morehead St.	59 73				
			204	H SIUE	76 85	222	H UT Martin	70 90				
			299	A Eastern Ill.	66 57	266	A Southeast Mo. St.	70 79				
			262	H Austin Peay	67 62	262	A Austin Peay	63 75				
			271	H Eastern Ky.	70 64	204	A SIUE	84 77				

Non-Div I Games: Eureka 101 59 MacMurray 93 37

Murray St.

■ Loss,
 ■ Non-Conf,
 ■ S Site,
 ■ Home
 ■ A Away
 N Neutral

N.C. A&T				STRENGTH OF SCHEDULE	OPP. STRENGTH OF SCHEDULE	TEAM RPI	ADJ. RPI	CONF. RPI	ADJ CONF. RPI
Average RPI Win:	284	WON-LOST RECORD	WINNING PCT. RANK						
Average RPI Loss:	179		LAST 10 GAMES						
DIV. I ONLY	12- 18	224	5- 5	292	319	281	281	32	32
DIV. I NON-CONF.	2- 9	293	0- 0	72	71	259	259	31	31
TOTALS	RPI 1-25	RPI 26-50	W-L RECORDS	RPI 51-100	RPI 101-150	RPI 150+			
12- 18	0- 1	0- 2	OVERALL	1- 2	0- 1	11- 12			
7- 5	0- 1	0- 1	HOME	1- 0	0- 0	6- 3			
3- 8	0- 0	0- 0	AWAY	0- 1	0- 0	3- 7			
2- 5	0- 0	0- 1	NEUTRAL	0- 1	0- 1	2- 2			
2- 9	0- 1	0- 2	NON-CONFERENCE	1- 2	0- 1	1- 3			
2- 2	0- 1	0- 1	HOME	1- 0	0- 0	1- 0			
0- 3	0- 0	0- 0	AWAY	0- 1	0- 0	0- 2			
0- 4	0- 0	0- 1	NEUTRAL	0- 1	0- 1	0- 1			
10- 9	0- 0	0- 0	CONFERENCE	0- 0	0- 0	10- 9			
5- 3	0- 0	0- 0	HOME	0- 0	0- 0	5- 3			
3- 5	0- 0	0- 0	AWAY	0- 0	0- 0	3- 5			
2- 1	0- 0	0- 0	NEUTRAL	0- 0	0- 0	2- 1			

RPI 1-25				RPI 26-50				RPI 51-100				RPI 101+ Team's RPI: 281			
RPI	S	Opponent	Score	RPI	S	Opponent	Score	RPI	S	Opponent	Score	RPI	S	Opponent	Score
9	H	UCLA	42 83	41	N	West Virginia	64 80	72	H	Ohio	63 57	121	N	Ball St.	57 76
				46	H	Auburn	36 68	83	N	Florida	38 67	160	A	Hampton	57 64
								90	A	FGCU	41 67	160	N	Hampton	62 64
												167	H	Bethune-Cookman	60 65
												214	A	Appalachian St.	58 71
												222	H	UT Martin	74 59
												227	A	Howard	61 69
												227	H	Howard	63 55
												227	N	Howard	68 58
												233	N	Marist	64 69
												247	A	Ga. Southern	50 65
												260	A	UMES	50 58
												260	H	UMES	57 60
												283	A	Norfolk St.	53 69
												288	A	Coppin St.	57 65
												296	H	Savannah St.	89 54
												324	H	Florida A&M	65 57
												330	A	Morgan St.	67 62
												335	A	N.C. Central	62 38
												335	H	N.C. Central	54 58
												335	N	N.C. Central	71 58
												347	A	Delaware St.	68 60
												347	H	Delaware St.	83 44
												348	H	South Carolina St.	66 54
LAST 12 Division I GAMES:															
160	N	Hampton	62 64	260	A	UMES	50 58								
227	N	Howard	68 58	227	A	Howard	61 69								
335	N	N.C. Central	71 58	348	H	South Carolina St.	66 54								
335	H	N.C. Central	54 58	324	H	Florida A&M	65 57								
167	H	Bethune-Cookman	60 65	347	A	Delaware St.	68 60								
296	H	Savannah St.	89 54	283	A	Norfolk St.	53 69								

Non-Div I Games: Francis Marion 72 65 Slippery Rock 70 59

N.C. A&T

Loss, Non-Conf, S Site, H Home A Away N Neutral

N.C. Central

Through Games Of March 10, 2017

Average RPI Win:	306	WON-LOST	WINNING	LAST 10	STRENGTH OF	OPP. STRENGTH	TEAM	ADJ.	CONF.	ADJ CONF.
Average RPI Loss:	223	RECORD	PCT. RANK	GAMES	SCHEDULE	OF SCHEDULE	RPI	RPI	RPI	RPI
DIV. I ONLY	7- 20	302	5- 5	329	338	335	335	32	32	
DIV. I NON-CONF.	0- 10	335	0- 0	204	280	341	341	31	31	
TOTALS	RPI 1-25	RPI 26-50	W-L RECORDS	RPI 51-100	RPI 101-150	RPI 150+				
7- 20	0- 0	0- 1	OVERALL	0- 1	0- 1	7- 17				
5- 7	0- 0	0- 0	HOME	0- 0	0- 0	5- 7				
2- 12	0- 0	0- 1	AWAY	0- 1	0- 1	2- 9				
0- 1	0- 0	0- 0	NEUTRAL	0- 0	0- 0	0- 1				
0- 10	0- 0	0- 1	NON-CONFERENCE	0- 1	0- 1	0- 7				
0- 4	0- 0	0- 0	HOME	0- 0	0- 0	0- 4				
0- 6	0- 0	0- 1	AWAY	0- 1	0- 1	0- 3				
0- 0	0- 0	0- 0	NEUTRAL	0- 0	0- 0	0- 0				
7- 10	0- 0	0- 0	CONFERENCE	0- 0	0- 0	7- 10				
5- 3	0- 0	0- 0	HOME	0- 0	0- 0	5- 3				
2- 6	0- 0	0- 0	AWAY	0- 0	0- 0	2- 6				
0- 1	0- 0	0- 0	NEUTRAL	0- 0	0- 0	0- 1				

RPI 1-25	RPI 26-50	RPI 51-100	RPI 101+ Team's RPI: 335
RPI S Opponent Score	RPI S Opponent Score	RPI S Opponent Score	RPI S Opponent Score
	38 A North Carolina St. 33 83	58 A Purdue 27 61	135 A Old Dominion 52 83
			160 A Hampton 36 60
			167 H Bethune-Cookman 52 62
			192 A Campbell 30 61
			201 H UNCG 51 64
			216 H Presbyterian 63 72
			227 A Howard 48 62
			227 H Howard 50 73
			239 H Wofford 54 64
			255 A Coastal Caro. 50 66
			256 A Furman 40 60
			260 A UMES 51 73
			260 H UMES 68 59
			281 A N.C. A&T 58 54
			281 H N.C. A&T 38 62
			281 N N.C. A&T 58 71
			283 A Norfolk St. 40 71
			288 A Coppin St. 58 46
			296 H Savannah St. 58 51
			315 H USC Upstate 58 68
			324 H Florida A&M 52 49
			330 A Morgan St. 42 44
			347 A Delaware St. 51 55
			347 H Delaware St. 68 63
			348 H South Carolina St. 52 41
LAST 12 Division I GAMES:			
281 N N.C. A&T 58 71	324 H Florida A&M 52 49		
281 A N.C. A&T 58 54	348 H South Carolina St. 52 41		
296 H Savannah St. 58 51	288 A Coppin St. 58 46		
167 H Bethune-Cookman 52 62	330 A Morgan St. 42 44		
227 A Howard 48 62	347 A Delaware St. 51 55		
260 A UMES 51 73	281 H N.C. A&T 38 62		

Non-Div I Games: Johnson & Wales (NC75 38 Pfeiffer 47 50

N.C. Central

Loss, Non-Conf, S Site, H Home A Away N Neutral

Average RPI Win:	311	WON-LOST	WINNING	LAST 10	STRENGTH OF	OPP. STRENGTH	TEAM	ADJ.	CONF.	ADJ CONF.
Average RPI Loss:	187	RECORD	PCT. RANK	GAMES	SCHEDULE	OF SCHEDULE	RPI	RPI	RPI	RPI
DIV. I ONLY	9- 19	270	3- 7	337	283	321	321	25	25	
DIV. I NON-CONF.	5- 8	218	0- 0	338	342	312	312	24	24	
TOTALS	RPI 1-25	RPI 26-50	W-L RECORDS	RPI 51-100	RPI 101-150	RPI 150+				
9- 19	0- 0	0- 1	OVERALL	0- 5	0- 3	9- 10				
5- 7	0- 0	0- 0	HOME	0- 2	0- 1	5- 4				
3- 12	0- 0	0- 1	AWAY	0- 3	0- 2	3- 6				
1- 0	0- 0	0- 0	NEUTRAL	0- 0	0- 0	1- 0				
5- 8	0- 0	0- 1	NON-CONFERENCE	0- 1	0- 1	5- 5				
2- 3	0- 0	0- 0	HOME	0- 0	0- 0	2- 3				
2- 5	0- 0	0- 1	AWAY	0- 1	0- 1	2- 2				
1- 0	0- 0	0- 0	NEUTRAL	0- 0	0- 0	1- 0				
4- 11	0- 0	0- 0	CONFERENCE	0- 4	0- 2	4- 5				
3- 4	0- 0	0- 0	HOME	0- 2	0- 1	3- 1				
1- 7	0- 0	0- 0	AWAY	0- 2	0- 1	1- 4				
0- 0	0- 0	0- 0	NEUTRAL	0- 0	0- 0	0- 0				

RPI S	Opponent	Score	RPI S	Opponent	Score	RPI S	Opponent	Score	RPI S	Opponent	Score	Team's RPI: 321
43	A Harvard	38 59	70	A Bucknell	36 67	102	A Stetson	43 77				
			90	A FGCU	53 73	102	H Stetson	37 60				
			90	H FGCU	46 77	113	A Saint Joseph's	36 75				
			93	A Jacksonville	59 75	194	H Columbia	51 65				
			93	H Jacksonville	56 75	210	H Binghamton	44 68				
						227	H Howard	70 55				
						272	A Kennesaw St.	60 62				
						272	A Kennesaw St.	64 75				
						272	H Kennesaw St.	56 66				
						274	A Vermont	42 64				
						292	A North Florida	51 61				
						292	H North Florida	64 62				
						298	A Lipscomb	76 53				
						298	H Lipscomb	76 68				
						308	A Lehigh	52 84				
						315	A USC Upstate	58 75				
						315	H USC Upstate	70 66				
						336	N LIU Brooklyn	50 48				
						339	H Fairleigh Dickinson	61 66				
						341	H Wagner	68 45				
						343	A Chicago St.	57 42				
						347	A Delaware St.	57 43				
LAST 12 Division I GAMES:												
272	A Kennesaw St.	60 62	272	H Kennesaw St.	56 66							
315	H USC Upstate	70 66	298	A Lipscomb	76 53							
90	H FGCU	46 77	272	A Kennesaw St.	64 75							
102	H Stetson	37 60	298	H Lipscomb	76 68							
292	A North Florida	51 61	102	A Stetson	43 77							
93	A Jacksonville	59 75	90	A FGCU	53 73							

Non-Div I Games: St. Joseph's (Brkln87 53 Rutgers-Newark 83 52

NJIT

Average RPI Win: 247	WON-LOST	WINNING	LAST 10	STRENGTH OF	OPP. STRENGTH	TEAM	ADJ.	CONF.	ADJ CONF.
Average RPI Loss: 134	RECORD	PCT. RANK	GAMES	SCHEDULE	OF SCHEDULE	RPI	RPI	RPI	RPI
DIV. I ONLY	22- 8	52	7- 3	291	231	122	122	24	24
DIV. I NON-CONF.	6- 4	127	0- 0	278	93	154	154	26	26
TOTALS	RPI 1-25	RPI 26-50	W-L RECORDS	RPI 51-100	RPI 101-150	RPI 150+			
22- 8	0- 1	0- 0	OVERALL	0- 3	1- 0	21- 4			
12- 2	0- 0	0- 0	HOME	0- 1	1- 0	11- 1			
9- 5	0- 1	0- 0	AWAY	0- 2	0- 0	9- 2			
1- 1	0- 0	0- 0	NEUTRAL	0- 0	0- 0	1- 1			
6- 4	0- 1	0- 0	NON-CONFERENCE	0- 1	1- 0	5- 2			
4- 0	0- 0	0- 0	HOME	0- 0	1- 0	3- 0			
2- 3	0- 1	0- 0	AWAY	0- 1	0- 0	2- 1			
0- 1	0- 0	0- 0	NEUTRAL	0- 0	0- 0	0- 1			
16- 4	0- 0	0- 0	CONFERENCE	0- 2	0- 0	16- 2			
8- 2	0- 0	0- 0	HOME	0- 1	0- 0	8- 1			
7- 2	0- 0	0- 0	AWAY	0- 1	0- 0	7- 1			
1- 0	0- 0	0- 0	NEUTRAL	0- 0	0- 0	1- 0			

RPI 1-25				RPI 26-50				RPI 51-100				RPI 101+ Team's RPI: 122			
RPI	S	Opponent	Score	RPI	S	Opponent	Score	RPI	S	Opponent	Score	RPI	S	Opponent	Score
20	A	Tennessee	55 85					70	A	Bucknell	64 67	148	H	Iona	73 68
								70	H	Bucknell	54 63	159	A	Army West Point	63 58
								86	A	Wake Forest	65 75	159	H	Army West Point	67 62
												159	N	Army West Point	54 53
												172	N	Arkansas	67 70
												180	H	Cleveland St.	88 63
												181	H	Hofstra	78 69
												185	A	American	48 50
												185	H	American	60 44
												193	A	George Mason	64 68
												226	A	Boston U.	62 59
												226	H	Boston U.	55 41
												235	H	Liberty	67 66
												268	A	Loyola Maryland	55 43
												268	H	Loyola Maryland	77 51
												275	A	Colgate	80 67
												275	H	Colgate	61 69
												285	A	Nevada	79 62
												300	A	Lafayette	68 65
												300	H	Lafayette	53 37
												300	H	Lafayette	76 41
												308	A	Lehigh	66 64
												308	H	Lehigh	79 44
												318	A	Holy Cross	73 71
												318	H	Holy Cross	57 56
												322	A	Air Force	64 46
LAST 12 Division I GAMES:															
				159	N	Army West Point	54 53					308	H	Lehigh	79 44
				300	H	Lafayette	53 37					300	A	Lafayette	68 65
				185	H	American	60 44					268	A	Loyola Maryland	55 43
				70	H	Bucknell	54 63					275	H	Colgate	61 69
				185	A	American	48 50					226	H	Boston U.	55 41
				159	H	Army West Point	67 62					318	A	Holy Cross	73 71

Non-Div I Games: Goucher 93 40

Navy

■ Loss,
 ■ Non-Conf,
 ■ S Site,
 ■ Home
 ■ A Away
 N Neutral

Nebraska

Through Games Of March 10, 2017

Average RPI Win:	137	WON-LOST	WINNING	LAST 10	STRENGTH OF	OPP. STRENGTH	TEAM	ADJ.	CONF.	ADJ CONF.
Average RPI Loss:	71	RECORD	PCT. RANK	GAMES	SCHEDULE	OF SCHEDULE	RPI	RPI	RPI	RPI
DIV. I ONLY	7- 22	308	2- 8	27	43	196	196	6	6	
DIV. I NON-CONF.	4- 8	230	0- 0	18	9	164	164	6	6	
TOTALS	RPI 1-25	RPI 26-50	W-L RECORDS	RPI 51-100	RPI 101-150	RPI 150+				
7- 22	0- 6	2- 4	OVERALL	1- 7	1- 2	3- 3				
7- 9	0- 4	2- 2	HOME	1- 3	1- 0	3- 0				
0- 10	0- 2	0- 2	AWAY	0- 3	0- 1	0- 2				
0- 3	0- 0	0- 0	NEUTRAL	0- 1	0- 1	0- 1				
4- 8	0- 3	0- 1	NON-CONFERENCE	1- 2	1- 2	2- 0				
4- 4	0- 2	0- 1	HOME	1- 1	1- 0	2- 0				
0- 2	0- 1	0- 0	AWAY	0- 0	0- 1	0- 0				
0- 2	0- 0	0- 0	NEUTRAL	0- 1	0- 1	0- 0				
3- 14	0- 3	2- 3	CONFERENCE	0- 5	0- 0	1- 3				
3- 5	0- 2	2- 1	HOME	0- 2	0- 0	1- 0				
0- 8	0- 1	0- 2	AWAY	0- 3	0- 0	0- 2				
0- 1	0- 0	0- 0	NEUTRAL	0- 0	0- 0	0- 1				

RPI 1-25				RPI 26-50				RPI 51-100				RPI 101+ Team's RPI: 196			
RPI	S	Opponent	Score	RPI	S	Opponent	Score	RPI	S	Opponent	Score	RPI	S	Opponent	Score
1	H	UConn	41 84	29	H	Drake	70 84	52	N	Virginia	51 73	103	N	Washington St.	65 79
16	H	Maryland	49 93	42	A	Michigan St.	73 93	54	H	Colorado St.	62 59	105	A	Virginia Tech	67 76
23	A	Creighton	64 80	42	H	Michigan St.	76 74	55	H	California	65 86	149	H	Omaha	66 58
24	H	Missouri	35 55	47	A	Michigan	60 88	58	A	Purdue	45 88	203	H	San Jose St.	83 61
25	A	Ohio St.	75 95	47	H	Michigan	51 84	63	A	Iowa	72 75	207	A	Illinois	59 79
25	H	Ohio St.	69 87	50	H	Indiana	67 64	68	H	Northwestern	58 62	207	N	Illinois	70 79
								73	H	Minnesota	69 79	208	A	Wisconsin	56 82
								87	A	Penn St.	69 86	224	H	Rutgers	62 58
												236	H	UTRGV	71 53
LAST 12 Division I GAMES:															
207	N	Illinois	70 79	73	H	Minnesota	69 79								
42	H	Michigan St.	76 74	25	A	Ohio St.	75 95								
47	A	Michigan	60 88	58	A	Purdue	45 88								
50	H	Indiana	67 64	47	H	Michigan	51 84								
25	H	Ohio St.	69 87	87	A	Penn St.	69 86								
208	A	Wisconsin	56 82	207	A	Illinois	59 79								

Non-Div I Games:

Nebraska

■ Loss,
■ Non-Conf, S Site,
■ Home
■ Away
N Neutral

Average RPI Win: 245	WON-LOST	WINNING	LAST 10	STRENGTH OF	OPP. STRENGTH	TEAM	ADJ.	CONF.	ADJ CONF.
Average RPI Loss: 151	RECORD	PCT. RANK	GAMES	SCHEDULE	OF SCHEDULE	RPI	RPI	RPI	RPI
DIV. I ONLY	10- 19	259	3- 7	271	154	285	285	13	13
DIV. I NON-CONF.	5- 5	165	0- 0	316	243	273	273	15	15
TOTALS	RPI 1-25	RPI 26-50	W-L RECORDS	RPI 51-100	RPI 101-150	RPI 150+			
10- 19	0- 0	1- 1	OVERALL	0- 2	0- 8	9- 8			
7- 9	0- 0	1- 0	HOME	0- 1	0- 5	6- 3			
3- 9	0- 0	0- 1	AWAY	0- 1	0- 2	3- 5			
0- 1	0- 0	0- 0	NEUTRAL	0- 0	0- 1	0- 0			
5- 5	0- 0	0- 0	NON-CONFERENCE	0- 1	0- 2	5- 2			
3- 4	0- 0	0- 0	HOME	0- 1	0- 2	3- 1			
2- 1	0- 0	0- 0	AWAY	0- 0	0- 0	2- 1			
0- 0	0- 0	0- 0	NEUTRAL	0- 0	0- 0	0- 0			
5- 14	0- 0	1- 1	CONFERENCE	0- 1	0- 6	4- 6			
4- 5	0- 0	1- 0	HOME	0- 0	0- 3	3- 2			
1- 8	0- 0	0- 1	AWAY	0- 1	0- 2	1- 4			
0- 1	0- 0	0- 0	NEUTRAL	0- 0	0- 1	0- 0			

RPI S	Opponent	Score	RPI S	Opponent	Score	RPI S	Opponent	Score	RPI S	Opponent	Score	Team's RPI: 285
48	A Boise St.	74 77	48	H Boise St.	69 62	54	A Colorado St.	51 64	101	H Wyoming	59 72	
48	H Boise St.					79	H Utah	50 80	107	A UNLV	41 60	
									107	H UNLV	49 64	
									115	H Long Beach St.	93 97	
									122	H Navy	62 79	
									146	A Fresno St.	54 68	
									146	H Fresno St.	70 71	
									146 N	Fresno St.	57 62	
									152	A New Mexico	50 59	
									152	H New Mexico	63 69	
									168	H Memphis	75 67	
									188	A Utah St.	57 60	
									188	H Utah St.	69 81	
									203	A San Jose St.	84 107	
									203	H San Jose St.	108 85	
									223	A San Diego	54 70	
									241	H Hawaii	67 59	
									269	A San Diego St.	78 83	
									269	H San Diego St.	88 65	
									276	H Portland	72 59	
									286	A Sacramento St.	99 95	
									314	A Pepperdine	69 60	
									322	A Air Force	56 51	
									322	H Air Force	65 58	
									328	H UC Irvine	59 72	
LAST 12 Division I GAMES:												
146 N	Fresno St.	57 62	322	H	Air Force	65 58						
54	A	Colorado St.	51 64	269	H	San Diego St.	88 65					
203	H	San Jose St.	108 85	107	A	UNLV	41 60					
107	H	UNLV	49 64	188	H	Utah St.	69 81					
48	A	Boise St.	74 77	152	A	New Mexico	50 59					
188	A	Utah St.	57 60	48	H	Boise St.	69 62					

Non-Div I Games: Holy Names 70 42

Nevada

■ Loss,
 ■ Non-Conf, S Site,
 ■ Home
 ■ Away
 N Neutral

Average RPI Win: 229		WON-LOST	WINNING	LAST 10	STRENGTH OF	OPP. STRENGTH	TEAM	ADJ.	CONF.	ADJ CONF.
Average RPI Loss: 102		RECORD	PCT. RANK	GAMES	SCHEDULE	OF SCHEDULE	RPI	RPI	RPI	RPI
DIV. I ONLY		25- 5	15	8- 2	283	212	77	77	22	22
DIV. I NON-CONF.		9- 3	63	0- 0	264	221	104	104	22	22
TOTALS		RPI 1-25	RPI 26-50		W-L RECORDS		RPI 51-100	RPI 101-150	RPI 150+	
25- 5	0- 1	0- 0		OVERALL		0- 0	3- 4	22- 0		
13- 1	0- 0	0- 0		HOME		0- 0	2- 1	11- 0		
11- 3	0- 1	0- 0		AWAY		0- 0	1- 2	10- 0		
1- 1	0- 0	0- 0		NEUTRAL		0- 0	0- 1	1- 0		
9- 3	0- 1	0- 0		NON-CONFERENCE		0- 0	0- 2	9- 0		
5- 1	0- 0	0- 0		HOME		0- 0	0- 1	5- 0		
4- 2	0- 1	0- 0		AWAY		0- 0	0- 1	4- 0		
0- 0	0- 0	0- 0		NEUTRAL		0- 0	0- 0	0- 0		
16- 2	0- 0	0- 0		CONFERENCE		0- 0	3- 2	13- 0		
8- 0	0- 0	0- 0		HOME		0- 0	2- 0	6- 0		
7- 1	0- 0	0- 0		AWAY		0- 0	1- 1	6- 0		
1- 1	0- 0	0- 0		NEUTRAL		0- 0	0- 1	1- 0		

[illegible]

Non-Div I Games: New England Col. 58 38

New Hampshire

■ Loss, ■ Non-Conf, S Site, H Home A Away N Neutral

RPI	S	Opponent	Score	
341	H	Wagner	73	40
344	A	UMass Lowell	76	57
344	H	UMass Lowell	58	45

New Hampshire

New Mexico

Through Games Of March 10, 2017

Average RPI Win:	212	WON-LOST	WINNING	LAST 10	STRENGTH OF	OPP. STRENGTH	TEAM	ADJ.	CONF.	ADJ CONF.
Average RPI Loss:	99	RECORD	PCT. RANK	GAMES	SCHEDULE	OF SCHEDULE	RPI	RPI	RPI	RPI
DIV. I ONLY	14- 15	181	3- 6	77	142	152	152	13	13	
DIV. I NON-CONF.	4- 6	209	0- 0	139	88	225	225	15	15	
TOTALS	RPI 1-25	RPI 26-50	W-L RECORDS	RPI 51-100	RPI 101-150	RPI 150+				
14- 15	0- 0	1- 3	OVERALL	1- 3	3- 8	9- 1				
10- 6	0- 0	1- 0	HOME	1- 2	2- 4	6- 0				
4- 8	0- 0	0- 2	AWAY	0- 1	1- 4	3- 1				
0- 1	0- 0	0- 1	NEUTRAL	0- 0	0- 0	0- 0				
4- 6	0- 0	0- 1	NON-CONFERENCE	1- 1	1- 4	2- 0				
4- 3	0- 0	0- 0	HOME	1- 1	1- 2	2- 0				
0- 3	0- 0	0- 1	AWAY	0- 0	0- 2	0- 0				
0- 0	0- 0	0- 0	NEUTRAL	0- 0	0- 0	0- 0				
10- 9	0- 0	1- 2	CONFERENCE	0- 2	2- 4	7- 1				
6- 3	0- 0	1- 0	HOME	0- 1	1- 2	4- 0				
4- 5	0- 0	0- 1	AWAY	0- 1	1- 2	3- 1				
0- 1	0- 0	0- 1	NEUTRAL	0- 0	0- 0	0- 0				

RPI 1-25				RPI 26-50				RPI 51-100				RPI 101+ Team's RPI: 152			
RPI	S	Opponent	Score	RPI	S	Opponent	Score	RPI	S	Opponent	Score	RPI	S	Opponent	Score
				28	A	Marquette	52 62	54	A	Colorado St.	55 58	101	A	Wyoming	52 68
				48	A	Boise St.	62 64	54	H	Colorado St.	63 78	101	H	Wyoming	58 60
				48	H	Boise St.	75 68	73	H	Minnesota	65 69	104	A	Texas Tech	58 69
				48	N	Boise St.	62 64	100	H	SMU	64 49	107	A	UNLV	42 56
												107	H	UNLV	52 61
												113	H	Saint Joseph's	67 79
												140	A	New Mexico St.	70 77
												140	H	New Mexico St.	84 55
												143	H	Tulsa	64 67
												146	A	Fresno St.	80 54
												146	H	Fresno St.	66 57
												188	A	Utah St.	68 58
												188	H	Utah St.	78 67
												203	A	San Jose St.	82 72
												269	A	San Diego St.	51 63
												269	H	San Diego St.	85 42
												285	A	Nevada	69 63
												285	H	Nevada	59 50
												304	H	UTEP	79 66
												322	H	Air Force	81 64
												339	H	Fairleigh Dickinson	83 56
LAST 12 Division I GAMES:															
				48	N	Boise St.	62 64	322	H	Air Force	81 64				
				269	A	San Diego St.	51 63	203	A	San Jose St.	82 72				
				101	H	Wyoming	58 60	107	H	UNLV	52 61				
				54	A	Colorado St.	55 58	285	H	Nevada	59 50				
				146	H	Fresno St.	66 57	188	A	Utah St.	68 58				
				48	A	Boise St.	62 64	101	A	Wyoming	52 68				

Non-Div I Games: Northern N.M. 87 47

New Mexico

■ Loss,
 ■ Non-Conf, S Site,
 ■ Home
 ■ Away
 N Neutral

Average RPI Win:	271	WON-LOST	WINNING	LAST 10	STRENGTH OF	OPP. STRENGTH	TEAM	ADJ.	CONF.	ADJ CONF.
Average RPI Loss:	138	RECORD	PCT. RANK	GAMES	SCHEDULE	OF SCHEDULE	RPI	RPI	RPI	RPI
DIV. I ONLY	21- 6	30	10- 0	331	276	140	140	29	29	
DIV. I NON-CONF.	6- 6	165	0- 0	298	138	218	218	29	29	
TOTALS	RPI 1-25	RPI 26-50	W-L RECORDS	RPI 51-100	RPI 101-150	RPI 150+				
21- 6	0- 0	0- 1	OVERALL	0- 0	0- 2	21- 3				
10- 1	0- 0	0- 0	HOME	0- 0	0- 1	10- 0				
9- 2	0- 0	0- 0	AWAY	0- 0	0- 0	9- 2				
2- 3	0- 0	0- 1	NEUTRAL	0- 0	0- 1	2- 1				
6- 6	0- 0	0- 1	NON-CONFERENCE	0- 0	0- 2	6- 3				
3- 1	0- 0	0- 0	HOME	0- 0	0- 1	3- 0				
2- 2	0- 0	0- 0	AWAY	0- 0	0- 0	2- 2				
1- 3	0- 0	0- 1	NEUTRAL	0- 0	0- 1	1- 1				
15- 0	0- 0	0- 0	CONFERENCE	0- 0	0- 0	15- 0				
7- 0	0- 0	0- 0	HOME	0- 0	0- 0	7- 0				
7- 0	0- 0	0- 0	AWAY	0- 0	0- 0	7- 0				
1- 0	0- 0	0- 0	NEUTRAL	0- 0	0- 0	1- 0				

RPI 1-25				RPI 26-50				RPI 51-100				RPI 101+ Team's RPI: 140			
RPI	S	Opponent	Score	RPI	S	Opponent	Score	RPI	S	Opponent	Score	RPI	S	Opponent	Score
				32	N	Quinnipiac	46 49					107	N	UNLV	47 52
												132	H	Arizona	63 74
												152	A	New Mexico	55 84
												152	H	New Mexico	77 70
												161	N	Santa Clara	46 60
												203	H	San Jose St.	66 55
												215	A	Seattle U	64 61
												215	H	Seattle U	73 69
												236	A	UTRGV	64 46
												236	H	UTRGV	87 67
												241	A	Hawaii	53 56
												245	A	Grand Canyon	81 65
												245	H	Grand Canyon	67 60
												263	A	CSU Bakersfield	64 55
												263	H	CSU Bakersfield	69 55
												286	N	Sacramento St.	99 73
												293	A	UMKC	60 43
												293	H	UMKC	78 72
												293	N	UMKC	71 63
												294	A	Northern Ariz.	79 68
												304	A	UTEP	67 59
												314	H	Pepperdine	75 66
												332	A	Utah Valley	66 53
												332	H	Utah Valley	63 46
												343	A	Chicago St.	65 54
												343	H	Chicago St.	100 63
LAST 12 Division I GAMES:															
				293	N	UMKC	71 63					263	H	CSU Bakersfield	69 55
				236	A	UTRGV	64 46					343	A	Chicago St.	65 54
				215	A	Seattle U	64 61					332	H	Utah Valley	63 46
				332	A	Utah Valley	66 53					215	H	Seattle U	73 69
				236	H	UTRGV	87 67					293	A	UMKC	60 43
				245	H	Grand Canyon	67 60					263	A	CSU Bakersfield	64 55

Non-Div I Games: N.M. Highlands 94 37 Western N.M. 85 28

New Mexico St.

Loss, Non-Conf, S Site, H Home A Away N Neutral

Average RPI Win:	293	WON-LOST	WINNING	LAST 10	STRENGTH OF	OPP. STRENGTH	TEAM	ADJ.	CONF.	ADJ CONF.
Average RPI Loss:	160	RECORD	PCT. RANK	GAMES	SCHEDULE	OF SCHEDULE	RPI	RPI	RPI	RPI
DIV. I ONLY	11- 15	218	4- 6	235	304	234	234	27	27	
DIV. I NON-CONF.	2- 5	259	0- 0	49	155	168	168	27	27	
TOTALS	RPI 1-25	RPI 26-50	W-L RECORDS	RPI 51-100	RPI 101-150	RPI 150+				
11- 15	0- 1	0- 0	OVERALL	0- 5	0- 4	11- 5				
7- 4	0- 0	0- 0	HOME	0- 2	0- 1	7- 1				
4- 10	0- 1	0- 0	AWAY	0- 3	0- 3	4- 3				
0- 1	0- 0	0- 0	NEUTRAL	0- 0	0- 0	0- 1				
2- 5	0- 1	0- 0	NON-CONFERENCE	0- 2	0- 1	2- 1				
1- 1	0- 0	0- 0	HOME	0- 0	0- 0	1- 1				
1- 4	0- 1	0- 0	AWAY	0- 2	0- 1	1- 0				
0- 0	0- 0	0- 0	NEUTRAL	0- 0	0- 0	0- 0				
9- 10	0- 0	0- 0	CONFERENCE	0- 3	0- 3	9- 4				
6- 3	0- 0	0- 0	HOME	0- 2	0- 1	6- 0				
3- 6	0- 0	0- 0	AWAY	0- 1	0- 2	3- 3				
0- 1	0- 0	0- 0	NEUTRAL	0- 0	0- 0	0- 1				

RPI S	Opponent	Score	RPI S	Opponent	Score	RPI S	Opponent	Score	RPI S	Opponent	Score	Team's RPI: 234
13	A Texas	48 80				59	A Iowa St.	63 100	106	A Abilene Christian	55 68	
						96	H Central Ark.	51 55	130	A Lamar University	42 73	
						98	A Southern Miss.	53 78	130	H Lamar University	55 66	
						99	A SFA	61 88	134	A Alabama	57 78	
						99	H SFA	67 71	178	H Texas Southern	63 57	
									242	H South Ala.	62 65	
									252	A Jacksonville St.	81 79	
									270	H A&M-Corpus Christi	75 54	
									270	N A&M-Corpus Christi	77 88	
									279	A McNeese	71 59	
									279	H McNeese	92 85	
									295	A Nicholls St.	69 79	
									295	H Nicholls St.	81 77	
									303	A Northwestern St.	93 95	
									329	A Southeastern La.	70 85	
									329	H Southeastern La.	102 87	
									333	A Incarnate Word	71 67	
									333	H Incarnate Word	84 58	
									337	A Houston Baptist	73 63	
									340	H Sam Houston St.	78 49	
LAST 12 Division I GAMES:												
270	N	A&M-Corpus Christi	77	88	329	A	Southeastern La.	70	85			
295	A	Nicholls St.	69	79	333	H	Incarnate Word	84	58			
329	H	Southeastern La.	102	87	295	H	Nicholls St.	81	77			
303	A	Northwestern St.	93	95	130	H	Lamar University	55	66			
99	H	SFA	67	71	99	A	SFA	61	88			
279	H	McNeese	92	85	279	A	McNeese	71	59			

Non-Div I Games: Blue Mountain 75 37 Crowley's Ridge 123 33 Trinity Baptist 100 35

New Orleans

Loss, Non-Conf, S Site, H Home A Away N Neutral

Niagara

Through Games Of March 10, 2017

Average RPI Win:	244	WON-LOST	WINNING	LAST 10	STRENGTH OF	OPP. STRENGTH	TEAM	ADJ.	CONF.	ADJ CONF.
Average RPI Loss:	145	RECORD	PCT. RANK	GAMES	SCHEDULE	OF SCHEDULE	RPI	RPI	RPI	RPI
DIV. I ONLY	8- 22	296	3- 7	146	190	265	265	19	19	
DIV. I NON-CONF.	3- 6	230	0- 0	16	122	108	108	17	17	
TOTALS	RPI 1-25	RPI 26-50	W-L RECORDS	RPI 51-100	RPI 101-150	RPI 150+				
8- 22	0- 1	0- 4	OVERALL	0- 2	0- 5	8- 10				
5- 8	0- 1	0- 1	HOME	0- 0	0- 2	5- 4				
3- 13	0- 0	0- 3	AWAY	0- 2	0- 3	3- 5				
0- 1	0- 0	0- 0	NEUTRAL	0- 0	0- 0	0- 1				
3- 6	0- 1	0- 2	NON-CONFERENCE	0- 2	0- 1	3- 0				
2- 1	0- 1	0- 0	HOME	0- 0	0- 0	2- 0				
1- 5	0- 0	0- 2	AWAY	0- 2	0- 1	1- 0				
0- 0	0- 0	0- 0	NEUTRAL	0- 0	0- 0	0- 0				
5- 16	0- 0	0- 2	CONFERENCE	0- 0	0- 4	5- 10				
3- 7	0- 0	0- 1	HOME	0- 0	0- 2	3- 4				
2- 8	0- 0	0- 1	AWAY	0- 0	0- 2	2- 5				
0- 1	0- 0	0- 0	NEUTRAL	0- 0	0- 0	0- 1				

RPI 1-25				RPI 26-50				RPI 51-100				RPI 101+ Team's RPI: 265			
RPI	S	Opponent	Score	RPI	S	Opponent	Score	RPI	S	Opponent	Score	RPI	S	Opponent	Score
16	H	Maryland	64 96	31	A	Syracuse	60 109	78	A	Drexel	57 69	108	A	Rider	41 62
				32	A	Quinnipiac	45 61	97	A	Buffalo	63 73	108	H	Rider	58 78
				32	H	Quinnipiac	64 71					119	A	Fordham	69 92
				47	A	Michigan	35 107					148	A	Iona	61 68
												148	H	Iona	55 65
												165	A	Fairfield	63 66
												165	H	Fairfield	55 65
												176	A	Siena	53 71
												176	H	Siena	68 70
												180	A	Cleveland St.	67 49
												183	H	Hartford	75 62
												220	A	Monmouth	62 68
												220	H	Monmouth	66 45
												233	A	Marist	68 53
												233	H	Marist	58 60
												249	H	St. Bonaventure	65 43
												254	A	Canisius	41 52
												254	H	Canisius	57 65
												254	N	Canisius	74 80
												280	A	Manhattan	62 59
												280	H	Manhattan	65 42
												327	A	Saint Peter's	66 78
												327	H	Saint Peter's	71 63
LAST 12 Division I GAMES:															
				254	N	Canisius	74 80					254	A	Canisius	41 52
				220	A	Monmouth	62 68					280	H	Manhattan	65 42
				108	A	Rider	41 62					148	H	Iona	55 65
				327	H	Saint Peter's	71 63					165	A	Fairfield	63 66
				176	H	Siena	68 70					32	A	Quinnipiac	45 61
				233	A	Marist	68 53					165	H	Fairfield	55 65

Non-Div I Games:

Niagara

■ Loss,
■ Non-Conf,
■ S Site,
■ H Home
■ A Away
N Neutral

Average RPI Win:	283	WON-LOST	WINNING	LAST 10	STRENGTH OF	OPP. STRENGTH	TEAM	ADJ.	CONF.	ADJ CONF.
Average RPI Loss:	198	RECORD	PCT. RANK	GAMES	SCHEDULE	OF SCHEDULE	RPI	RPI	RPI	RPI
DIV. I ONLY	10- 20	262	3- 7	285	320	295	295	27	27	
DIV. I NON-CONF.	3- 8	262	0- 0	200	343	277	277	27	27	
TOTALS	RPI 1-25	RPI 26-50	W-L RECORDS	RPI 51-100	RPI 101-150	RPI 150+				
10- 20	0- 0	0- 0	OVERALL	0- 5	1- 4	9- 11				
7- 5	0- 0	0- 0	HOME	0- 2	1- 2	6- 1				
3- 13	0- 0	0- 0	AWAY	0- 0	0- 0	3- 1				
0- 2	0- 0	0- 0	NEUTRAL	0- 0	0- 0	0- 2				
3- 8	0- 0	0- 0	NON-CONFERENCE	0- 2	0- 2	3- 4				
2- 1	0- 0	0- 0	HOME	0- 0	0- 1	2- 0				
1- 6	0- 0	0- 0	AWAY	0- 2	0- 1	1- 3				
0- 1	0- 0	0- 0	NEUTRAL	0- 0	0- 0	0- 1				
7- 12	0- 0	0- 0	CONFERENCE	0- 3	1- 2	6- 7				
5- 4	0- 0	0- 0	HOME	0- 2	1- 1	4- 1				
2- 7	0- 0	0- 0	AWAY	0- 1	0- 1	2- 5				
0- 1	0- 0	0- 0	NEUTRAL	0- 0	0- 0	0- 1				

RPI S	Opponent	Score	RPI S	Opponent	Score	RPI S	Opponent	Score	RPI S	Opponent	Score	Team's RPI: 295
						64	A Gonzaga	46 78	106	H Abilene Christian	73 89	
						93	A Jacksonville	71 76	126	H Troy	75 100	
						96	H Central Ark.	52 61	130	A Lamar University	77 81	
						99	A SFA	55 80	130	H Lamar University	78 67	
						99	H SFA	77 82	137	A Louisiana Tech	52 68	
									168	A Memphis	62 73	
									199	A Grambling	71 60	
									234	A New Orleans	77 81	
									234	H New Orleans	79 69	
									252	A Jacksonville St.	52 75	
									267	A Prairie View	67 69	
									270	A A&M-Corpus Christi	60 65	
									270	H A&M-Corpus Christi	74 54	
									279	A McNeese	52 59	
									279	N McNeese	58 79	
									292	N North Florida	74 77	
									303	A Northwestern St.	58 75	
									329	A Southeastern La.	76 60	
									329	H Southeastern La.	92 57	
									331	H La.-Monroe	73 54	
									333	A Incarnate Word	63 69	
									333	H Incarnate Word	52 78	
									334	H Jackson St.	83 76	
									337	H Houston Baptist	76 57	
									340	A Sam Houston St.	66 59	
LAST 12 Division I GAMES:												
			279	N McNeese	58 79		96	H Central Ark.	52 61			
			234	H New Orleans	79 69		99	H SFA	77 82			
			130	A Lamar University	77 81		234	A New Orleans	77 81			
			329	H Southeastern La.	92 57		329	A Southeastern La.	76 60			
			333	A Incarnate Word	63 69		270	A A&M-Corpus Christi	60 65			
			279	A McNeese	52 59		337	H Houston Baptist	76 57			

Non-Div I Games:

Nicholls St.

■ Loss,
■ Non-Conf,
■ S Site,
■ Home
■ A Away
N Neutral

Average RPI Win: 312		WON-LOST	WINNING	LAST 10	STRENGTH OF	OPP. STRENGTH	TEAM	ADJ.	CONF.	ADJ CONF.
Average RPI Loss: 206		RECORD	PCT. RANK	GAMES	SCHEDULE	OF SCHEDULE	RPI	RPI	RPI	RPI
DIV. I ONLY		13- 15	199	4- 6	345	341	283	283	32	32
DIV. I NON-CONF.		3- 7	250	0- 0	305	286	260	260	31	31
TOTALS		RPI 1-25	RPI 26-50	W-L RECORDS	RPI 51-100	RPI 101-150	RPI 150+			
13- 15	0- 0		0- 0	OVERALL	0- 0	0- 2	13- 13			
5- 4	0- 0		0- 0	HOME	0- 0	0- 1	5- 3			
7- 9	0- 0		0- 0	AWAY	0- 0	0- 1	7- 8			
1- 2	0- 0		0- 0	NEUTRAL	0- 0	0- 0	1- 2			
3- 7	0- 0		0- 0	NON-CONFERENCE	0- 0	0- 2	3- 5			
0- 1	0- 0		0- 0	HOME	0- 0	0- 1	0- 0			
3- 5	0- 0		0- 0	AWAY	0- 0	0- 1	3- 4			
0- 1	0- 0		0- 0	NEUTRAL	0- 0	0- 0	0- 1			
10- 8	0- 0		0- 0	CONFERENCE	0- 0	0- 0	10- 8			
5- 3	0- 0		0- 0	HOME	0- 0	0- 0	5- 3			
4- 4	0- 0		0- 0	AWAY	0- 0	0- 0	4- 4			
1- 1	0- 0		0- 0	NEUTRAL	0- 0	0- 0	1- 1			

[illegible]

Non-Div I Games:	Lincoln (PA)	62	28	Saint Augustine's	99	59
------------------	--------------	----	----	-------------------	----	----

Norfolk St.

Loss, Non-Conf, S Site, H Home A Away N Neutral

RPI	S	Opponent	Score
348	A	South Carolina St.	68 53
348	H	South Carolina St.	83 68

N
o
r
f
o
l
k
S
t
.

N
o
r
f
o
l
k
S
t
.

Norfolk St.

North Carolina

Through Games Of March 10, 2017

Average RPI Win:	165	WON-LOST	WINNING	LAST 10	STRENGTH OF	OPP. STRENGTH	TEAM	ADJ.	CONF.	ADJ CONF.
Average RPI Loss:	54	RECORD	PCT. RANK	GAMES	SCHEDULE	OF SCHEDULE	RPI	RPI	RPI	RPI
DIV. I ONLY	15- 16	174	3- 7	42	56	120	120	3	3	
DIV. I NON-CONF.	11- 2	23	1- 0	173	238	66	66	4	4	
TOTALS	RPI 1-25	RPI 26-50	W-L RECORDS	RPI 51-100	RPI 101-150	RPI 150+				
15- 16	0- 6	2- 5	OVERALL	5- 1	0- 2	8- 2				
11- 5	0- 3	2- 0	HOME	3- 1	0- 0	6- 1				
1- 8	0- 3	0- 2	AWAY	0- 0	0- 2	1- 1				
3- 3	0- 0	0- 3	NEUTRAL	2- 0	0- 0	1- 0				
11- 2	0- 0	1- 2	NON-CONFERENCE	3- 0	0- 0	7- 0				
8- 0	0- 0	1- 0	HOME	1- 0	0- 0	6- 0				
1- 0	0- 0	0- 0	AWAY	0- 0	0- 0	1- 0				
2- 2	0- 0	0- 2	NEUTRAL	2- 0	0- 0	0- 0				
4- 14	0- 6	1- 3	CONFERENCE	2- 1	0- 2	1- 2				
3- 5	0- 3	1- 0	HOME	2- 1	0- 0	0- 1				
0- 8	0- 3	0- 2	AWAY	0- 0	0- 2	0- 1				
1- 1	0- 0	0- 1	NEUTRAL	0- 0	0- 0	1- 0				

RPI	S	Opponent	Score	RPI	S	Opponent	Score	RPI	S	Opponent	Score	RPI	S	Opponent	Score	Team's RPI: 120
2	H	Notre Dame	55 77	27	H	Elon	78 73	52	H	Virginia	67 58	105	A	Virginia Tech	68 76	
8	A	Duke	58 70	30	N	South Fla.	55 83	61	H	Georgia Tech	89 88	114	A	Clemson	67 78	
8	H	Duke	71 95	31	A	Syracuse	64 95	70	H	Bucknell	65 50	163	A	Pittsburgh	48 68	
11	A	Louisville	57 87	31	N	Syracuse	64 83	73	N	Minnesota	91 77	163	N	Pittsburgh	72 60	
12	H	Florida St.	77 90	36	N	LSU	43 70	86	H	Wake Forest	77 80	177	H	Boston College	77 88	
15	A	Miami (FL)	88 100	38	A	North Carolina St.	60 80	93	N	Jacksonville	87 57	208	A	Wisconsin	72 59	
				38	H	North Carolina St.	83 70					209	H	Alabama St.	84 54	
												240	H	Charleston So.	93 77	
												251	H	Marshall	75 53	
												288	H	Coppin St.	90 55	
												348	H	South Carolina St.	82 49	
												349	H	Alabama A&M	80 35	
LAST 12 Division I GAMES:																
		31 N Syracuse	64 83			61 H Georgia Tech	89 88									
		163 N Pittsburgh	72 60			31 A Syracuse	64 95									
		73 N Minnesota	91 77			177 H Boston College	77 88									
		8 H Duke	71 95			114 A Clemson	67 78									
		38 A North Carolina St.	60 80			38 H North Carolina St.	83 70									
		11 A Louisville	57 87			15 A Miami (FL)	88 100									

Non-Div I Games:

North Carolina

■ Loss,
 ■ Non-Conf,
 ■ S Site,
 ■ H Home
 ■ A Away
 N Neutral

Average RPI Win:	147	WON-LOST	WINNING	LAST 10	STRENGTH OF	OPP. STRENGTH	TEAM	ADJ.	CONF.	ADJ CONF.
Average RPI Loss:	50	RECORD	PCT. RANK	GAMES	SCHEDULE	OF SCHEDULE	RPI	RPI	RPI	RPI
DIV. I ONLY	22- 8	52	6- 3	70	40	38	38	3	3	
DIV. I NON-CONF.	10- 3	54	0- 0	266	153	117	117	4	4	
TOTALS	RPI 1-25	RPI 26-50	W-L RECORDS	RPI 51-100	RPI 101-150	RPI 150+				
22- 8	4- 3	1- 2	OVERALL	3- 2	3- 1	11- 0				
14- 2	2- 1	1- 0	HOME	0- 1	3- 0	8- 0				
7- 3	2- 0	0- 1	AWAY	3- 1	0- 1	2- 0				
1- 3	0- 2	0- 1	NEUTRAL	0- 0	0- 0	1- 0				
10- 3	0- 1	1- 1	NON-CONFERENCE	0- 1	0- 0	9- 0				
8- 0	0- 0	1- 0	HOME	0- 0	0- 0	7- 0				
1- 1	0- 0	0- 0	AWAY	0- 1	0- 0	1- 0				
1- 2	0- 1	0- 1	NEUTRAL	0- 0	0- 0	1- 0				
12- 5	4- 2	0- 1	CONFERENCE	3- 1	3- 1	2- 0				
6- 2	2- 1	0- 0	HOME	0- 1	3- 0	1- 0				
6- 2	2- 0	0- 1	AWAY	3- 0	0- 1	1- 0				
0- 1	0- 1	0- 0	NEUTRAL	0- 0	0- 0	0- 0				

RPI 1-25				RPI 26-50				Team's RPI: 38		RPI 51-100				RPI 101+			
RPI	S	Opponent	Score	RPI	S	Opponent	Score			RPI	S	Opponent	Score	RPI	S	Opponent	Score
2	H	Notre Dame	70 62	31	A	Syracuse	75 85			52	A	Virginia	59 48	105	H	Virginia Tech	85 71
8	H	Duke	55 52	36	N	LSU	58 59			61	A	Georgia Tech	75 67	114	H	Clemson	65 53
11	A	Louisville	72 70	50	H	Indiana	84 70			75	A	Tulane	58 63	120	A	North Carolina	70 83
11	N	Louisville	58 59							86	A	Wake Forest	65 50	120	H	North Carolina	80 60
12	A	Florida St.	70 61							86	H	Wake Forest	77 89	160	H	Hampton	81 56
15	H	Miami (FL)	64 67											163	H	Pittsburgh	55 42
22	N	Kansas St.	50 67											177	A	Boston College	70 58
LAST 12 Division I GAMES:																	
				11	N	Louisville	58 59			61	A	Georgia Tech	75 67				
				52	A	Virginia	59 48			11	A	Louisville	72 70				
				120	H	North Carolina	80 60			120	A	North Carolina	70 83				
				86	H	Wake Forest	77 89			163	H	Pittsburgh	55 42				
				177	A	Boston College	70 58			114	H	Clemson	65 53				
				105	H	Virginia Tech	85 71			8	H	Duke	55 52				

Non-Div I Games:

North Carolina St.

■ Loss,
 ■ Non-Conf, S Site,
 ■ Home
 ■ Away
 N Neutral

North Dakota

Through Games Of March 10, 2017

Average RPI Win:	229	WON-LOST	WINNING	LAST 10	STRENGTH OF	OPP. STRENGTH	TEAM	ADJ.	CONF.	ADJ CONF.
Average RPI Loss:	112	RECORD	PCT. RANK	GAMES	SCHEDULE	OF SCHEDULE	RPI	RPI	RPI	RPI
DIV. I ONLY	18- 10	104	7- 3	195	184	131	131	20	20	
DIV. I NON-CONF.	3- 6	230	0- 0	109	28	185	185	18	18	
TOTALS	RPI 1-25	RPI 26-50	W-L RECORDS	RPI 51-100	RPI 101-150	RPI 150+				
18- 10	0- 0	0- 2	OVERALL	0- 3	4- 2	14- 3				
9- 4	0- 0	0- 2	HOME	0- 2	2- 0	7- 0				
9- 5	0- 0	0- 0	AWAY	0- 1	2- 2	7- 2				
0- 1	0- 0	0- 0	NEUTRAL	0- 0	0- 0	0- 1				
3- 6	0- 0	0- 2	NON-CONFERENCE	0- 2	1- 1	2- 1				
1- 3	0- 0	0- 2	HOME	0- 1	1- 0	0- 0				
2- 3	0- 0	0- 0	AWAY	0- 1	0- 1	2- 1				
0- 0	0- 0	0- 0	NEUTRAL	0- 0	0- 0	0- 0				
15- 4	0- 0	0- 0	CONFERENCE	0- 1	3- 1	12- 2				
8- 1	0- 0	0- 0	HOME	0- 1	1- 0	7- 0				
7- 2	0- 0	0- 0	AWAY	0- 0	2- 1	5- 1				
0- 1	0- 0	0- 0	NEUTRAL	0- 0	0- 0	0- 1				

RPI S	Opponent	Score	RPI S	Opponent	Score	RPI S	Opponent	Score	RPI S	Opponent	Score	Team's RPI: 131
29	H Drake	91 99	51	A UNI	53 74	104	A Texas Tech	80 90				
37	H South Dakota St.	72 83	63	H Iowa	60 75	129	A Northern Colo.	57 51				
			67	H Montana St.	71 74	129	H Northern Colo.	75 68				
						136	A Eastern Wash.	75 71				
						139	H San Francisco	71 63				
						150	A Idaho	61 74				
						151	A Idaho St.	65 62				
						151	H Idaho St.	63 56				
						189	A Kansas	71 76				
						213	A Portland St.	67 81				
						213	H Portland St.	65 61				
						213 N	Portland St.	62 65				
						223	A San Diego	65 61				
						237	A Weber St.	70 65				
						237	H Weber St.	83 67				
						286	A Sacramento St.	92 78				
						286	H Sacramento St.	94 71				
						291	A Southern Utah	68 65				
						291	H Southern Utah	75 70				
						294	A Northern Ariz.	80 78				
						294	H Northern Ariz.	88 69				
						305	A North Dakota St.	76 55				
						323	H Montana	73 63				
LAST 12 Division I GAMES:												
213 N	Portland St.	62 65	150	A Idaho	61 74							
213	A Portland St.	67 81	136	A Eastern Wash.	75 71							
286	A Sacramento St.	92 78	129	A Northern Colo.	57 51							
129	H Northern Colo.	75 68	294	H Northern Ariz.	88 69							
237	H Weber St.	83 67	291	H Southern Utah	75 70							
151	H Idaho St.	63 56	151	A Idaho St.	65 62							

Non-Div I Games: Mayville St. 70 43 Mary 79 67

North Dakota

Loss, Non-Conf, S Site, H Home A Away N Neutral

Average RPI Win:	253	WON-LOST	WINNING	LAST 10	STRENGTH OF	OPP. STRENGTH	TEAM	ADJ.	CONF.	ADJ CONF.
Average RPI Loss:	139	RECORD	PCT. RANK	GAMES	SCHEDULE	OF SCHEDULE	RPI	RPI	RPI	RPI
DIV. I ONLY	4- 24	330	1- 9	108	197	305	305	11	11	
DIV. I NON-CONF.	0- 11	335	0- 0	150	308	335	335	10	10	
TOTALS	RPI 1-25	RPI 26-50	W-L RECORDS	RPI 51-100	RPI 101-150	RPI 150+				
4- 24	0- 0	0- 3	OVERALL	1- 6	0- 5	3- 10				
3- 8	0- 0	0- 1	HOME	1- 2	0- 3	2- 2				
1- 13	0- 0	0- 1	AWAY	0- 3	0- 2	1- 7				
0- 3	0- 0	0- 1	NEUTRAL	0- 1	0- 0	0- 1				
0- 11	0- 0	0- 1	NON-CONFERENCE	0- 0	0- 3	0- 7				
0- 3	0- 0	0- 0	HOME	0- 0	0- 2	0- 1				
0- 6	0- 0	0- 0	AWAY	0- 0	0- 1	0- 5				
0- 2	0- 0	0- 1	NEUTRAL	0- 0	0- 0	0- 1				
4- 13	0- 0	0- 2	CONFERENCE	1- 6	0- 2	3- 3				
3- 5	0- 0	0- 1	HOME	1- 2	0- 1	2- 1				
1- 7	0- 0	0- 1	AWAY	0- 3	0- 1	1- 2				
0- 1	0- 0	0- 0	NEUTRAL	0- 1	0- 0	0- 0				

RPI 1-25				RPI 26-50				RPI 51-100				RPI 101+				Team's RPI: 305	
RPI	S	Opponent	Score	RPI	S	Opponent	Score	RPI	S	Opponent	Score	RPI	S	Opponent	Score		
				37	A	South Dakota St.	44 70	60	A	Western Ill.	81 110	109	H	Colorado	59 76		
				37	H	South Dakota St.	66 69	60	H	Western Ill.	60 87	131	H	North Dakota	55 76		
				44	N	Central Mich.	55 77	62	A	IUPUI	58 71	144	A	Milwaukee	74 79		
								62	H	IUPUI	53 76	149	A	Omaha	64 90		
								62	N	IUPUI	56 69	149	H	Omaha	60 80		
								76	A	South Dakota	48 80	153	A	Oakland	66 95		
								76	H	South Dakota	83 73	158	A	Oral Roberts	64 71		
												158	H	Oral Roberts	50 70		
												162	H	Western Mich.	63 68		
												195	A	Providence	63 86		
												197	N	UC Santa Barbara	59 66		
												236	A	UTRGV	67 81		
												273	A	Cal Poly	46 73		
												309	A	Denver	86 80		
												309	H	Denver	67 58		
												311	A	Massachusetts	58 70		
												316	A	Fort Wayne	68 72		
												316	H	Fort Wayne	68 56		
LAST 12 Division I GAMES:																	
				62	N	IUPUI	56 69	60	H	Western Ill.	60 87						
				158	A	Oral Roberts	64 71	37	A	South Dakota St.	44 70						
				149	A	Omaha	64 90	158	H	Oral Roberts	50 70						
				62	H	IUPUI	53 76	76	A	South Dakota	48 80						
				309	H	Denver	67 58	62	A	IUPUI	58 71						
				316	A	Fort Wayne	68 72	149	H	Omaha	60 80						

Non-Div I Games: Mayville St. 93 44 Dickinson St. 70 63

North Dakota St.

Loss, Non-Conf, S Site, H Home A Away N Neutral

North Florida				Through Games Of March 10, 2017						
Average RPI Win:	304	WON-LOST	WINNING	LAST 10	STRENGTH OF	OPP. STRENGTH	TEAM	ADJ.	CONF.	ADJ CONF.
Average RPI Loss:	162	RECORD	PCT. RANK	GAMES	SCHEDULE	OF SCHEDULE	RPI	RPI	RPI	RPI
DIV. I ONLY	7- 20	302	2- 8	215	253	292	292	25	25	
DIV. I NON-CONF.	4- 8	230	0- 0	199	258	246	246	24	24	
TOTALS	RPI 1-25	RPI 26-50	W-L RECORDS	RPI 51-100	RPI 101-150	RPI 150+				
7- 20	0- 1	0- 2	OVERALL	0- 5	0- 2	7- 10				
4- 7	0- 0	0- 0	HOME	0- 2	0- 1	4- 4				
2- 12	0- 1	0- 2	AWAY	0- 3	0- 1	2- 5				
1- 1	0- 0	0- 0	NEUTRAL	0- 0	0- 0	1- 1				
4- 8	0- 1	0- 2	NON-CONFERENCE	0- 0	0- 0	4- 5				
2- 2	0- 0	0- 0	HOME	0- 0	0- 0	2- 2				
1- 5	0- 1	0- 2	AWAY	0- 0	0- 0	1- 2				
1- 1	0- 0	0- 0	NEUTRAL	0- 0	0- 0	1- 1				
3- 12	0- 0	0- 0	CONFERENCE	0- 5	0- 2	3- 5				
2- 5	0- 0	0- 0	HOME	0- 2	0- 1	2- 2				
1- 7	0- 0	0- 0	AWAY	0- 3	0- 1	1- 3				
0- 0	0- 0	0- 0	NEUTRAL	0- 0	0- 0	0- 0				

RPI 1-25				RPI 26-50				RPI 51-100				RPI 101+				Team's RPI: 292	
RPI	S	Opponent	Score	RPI	S	Opponent	Score	RPI	S	Opponent	Score	RPI	S	Opponent	Score		
12	A	Florida St.	39 95	30	A	South Fla.	42 78	90	A	FGCU	42 59	102	A	Stetson	44 68		
				38	A	North Carolina St.	52 78	90	A	FGCU	46 69	102	H	Stetson	44 62		
								90	H	FGCU	51 68	167	A	Bethune-Cookman	50 52		
								93	A	Jacksonville	58 68	179	H	Morehead St.	65 84		
								93	H	Jacksonville	59 69	206	A	Xavier	46 83		
												217	A	Col. of Charleston	60 47		
												239	H	Wofford	60 79		
												242	N	South Ala.	55 62		
												272	A	Kennesaw St.	48 52		
												272	H	Kennesaw St.	61 67		
												295	N	Nicholls St.	77 74		
												298	A	Lipscomb	62 66		
												298	H	Lipscomb	58 60		
												315	A	USC Upstate	78 67		
												315	H	USC Upstate	77 74		
												321	A	NJIT	62 64		
												321	H	NJIT	61 51		
												324	H	Florida A&M	71 60		
												338	H	Fla. Atlantic	95 88		
LAST 12 Division I GAMES:																	
				90	A	FGCU	42 59	90	A	FGCU	46 69						
				93	H	Jacksonville	59 69	102	H	Stetson	44 62						
				298	A	Lipscomb	62 66	90	H	FGCU	51 68						
				272	A	Kennesaw St.	48 52	102	A	Stetson	44 68						
				321	H	NJIT	61 51	272	H	Kennesaw St.	61 67						
				315	H	USC Upstate	77 74	298	H	Lipscomb	58 60						

Non-Div I Games:	Warner	72	44	Webber Int'l	103	57	Edward Waters	70	50
------------------	--------	----	----	--------------	-----	----	---------------	----	----

North Florida

Loss, Non-Conf, S Site, H Home A Away N Neutral

Average RPI Win:	210	WON-LOST	WINNING	LAST 10	STRENGTH OF	OPP. STRENGTH	TEAM	ADJ.	CONF.	ADJ CONF.
Average RPI Loss:	125	RECORD	PCT. RANK	GAMES	SCHEDULE	OF SCHEDULE	RPI	RPI	RPI	RPI
DIV. I ONLY	12- 19	237	5- 5	98	157	184	184	14	14	
DIV. I NON-CONF.	3- 8	262	0- 0	148	182	250	250	16	16	
TOTALS	RPI 1-25	RPI 26-50	W-L RECORDS	RPI 51-100	RPI 101-150	RPI 150+				
12- 19	0- 0	0- 4	OVERALL	1- 3	3- 7	8- 5				
6- 7	0- 0	0- 2	HOME	1- 0	2- 2	3- 3				
6- 9	0- 0	0- 1	AWAY	0- 3	1- 4	5- 1				
0- 3	0- 0	0- 1	NEUTRAL	0- 0	0- 1	0- 1				
3- 8	0- 0	0- 2	NON-CONFERENCE	0- 1	2- 2	1- 3				
2- 2	0- 0	0- 1	HOME	0- 0	1- 0	1- 1				
1- 4	0- 0	0- 1	AWAY	0- 1	1- 1	0- 1				
0- 2	0- 0	0- 0	NEUTRAL	0- 0	0- 1	0- 1				
9- 11	0- 0	0- 2	CONFERENCE	1- 2	1- 5	7- 2				
4- 5	0- 0	0- 1	HOME	1- 0	1- 2	2- 2				
5- 5	0- 0	0- 0	AWAY	0- 2	0- 3	5- 0				
0- 1	0- 0	0- 1	NEUTRAL	0- 0	0- 0	0- 0				

RPI S	Opponent	Score	RPI S	Opponent	Score	RPI S	Opponent	Score	RPI S	Opponent	Score	Team's RPI: 184
40	H Western Ky.	55 75	82	A Middle Tenn.	52 60	117	A Charlotte	49 66				
40	N Western Ky.	51 78	98	A Southern Miss.	48 70	117	H Charlotte	63 78				
45	A Little Rock	44 55	98	H Southern Miss.	75 62	132	A Arizona	62 58				
50	H Indiana	64 94	100	A SMU	51 65	135	A Old Dominion	47 62				
						135	H Old Dominion	65 55				
						137	A Louisiana Tech	49 65				
						137	H Louisiana Tech	65 72				
						143	A Tulsa	58 63				
						148	H Iona	66 55				
						149	N Omaha	57 85				
						156	A Rice	77 69				
						156	H Rice	49 51				
						164	A Missouri St.	54 63				
						169	H Texas St.	58 59				
						186	A UTSA	58 55				
						191	A UAB	59 58				
						191	A UAB	65 62				
						236	N UTRGV	69 74				
						251	H Marshall	57 60				
						304	A UTEP	76 69				
						310	H FIU	69 49				
						333	H Incarnate Word	84 61				
						338	H Fla. Atlantic	79 57				
LAST 12 Division I GAMES:												
40	N Western Ky.	51 78	186	A UTSA	58 55							
191	A UAB	65 62	304	A UTEP	76 69							
251	H Marshall	57 60	310	H FIU	69 49							
40	H Western Ky.	55 75	338	H Fla. Atlantic	79 57							
98	A Southern Miss.	48 70	156	A Rice	77 69							
137	A Louisiana Tech	49 65	135	A Old Dominion	47 62							

Non-Div I Games:

North Texas

■ Loss,
■ Non-Conf,
■ S Site,
■ H Home
■ A Away
N Neutral

Northeastern

Through Games Of March 10, 2017

Average RPI Win:	212	WON-LOST	WINNING	LAST 10	STRENGTH OF	OPP. STRENGTH	TEAM	ADJ.	CONF.	ADJ CONF.
Average RPI Loss:	84	RECORD	PCT. RANK	GAMES	SCHEDULE	OF SCHEDULE	RPI	RPI	RPI	RPI
DIV. I ONLY	12- 19	237	5- 5	64	92	157	157	9	9	
DIV. I NON-CONF.	4- 8	230	0- 0	60	86	173	173	8	8	
TOTALS	RPI 1-25	RPI 26-50	W-L RECORDS	RPI 51-100	RPI 101-150	RPI 150+				
12- 19	0- 1	0- 6	OVERALL	0- 5	1- 5	11- 2				
7- 6	0- 0	0- 2	HOME	0- 2	1- 2	6- 0				
5- 9	0- 0	0- 4	AWAY	0- 1	0- 3	5- 1				
0- 4	0- 1	0- 0	NEUTRAL	0- 2	0- 0	0- 1				
4- 8	0- 1	0- 2	NON-CONFERENCE	0- 2	0- 2	4- 1				
2- 2	0- 0	0- 0	HOME	0- 1	0- 1	2- 0				
2- 3	0- 0	0- 2	AWAY	0- 0	0- 1	2- 0				
0- 3	0- 1	0- 0	NEUTRAL	0- 1	0- 0	0- 1				
8- 11	0- 0	0- 4	CONFERENCE	0- 3	1- 3	7- 1				
5- 4	0- 0	0- 2	HOME	0- 1	1- 1	4- 0				
3- 6	0- 0	0- 2	AWAY	0- 1	0- 2	3- 1				
0- 1	0- 0	0- 0	NEUTRAL	0- 1	0- 0	0- 0				

RPI 1-25				RPI 26-50				RPI 51-100				RPI 101+ Team's RPI: 157			
RPI	S	Opponent	Score	RPI	S	Opponent	Score	RPI	S	Opponent	Score	RPI	S	Opponent	Score
6	N	Stanford	45 74	27	A	Elon	58 70	58	N	Purdue	54 79	111	H	St. Mary's (CA)	53 77
				27	H	Elon	65 76	77	H	New Hampshire	63 66	123	A	William & Mary	58 60
				32	A	Quinnipiac	59 76	78	A	Drexel	51 74	123	H	William & Mary	54 68
				39	A	James Madison	54 74	78	H	Drexel	33 63	128	A	Maine	49 68
				39	H	James Madison	49 67	78	N	Drexel	50 68	138	A	Delaware	53 65
				42	A	Michigan St.	44 78					138	H	Delaware	50 41
												173	N	Wichita St.	73 87
												176	H	Siena	61 50
												181	A	Hofstra	53 51
												181	H	Hofstra	52 46
												212	A	Towson	63 51
												212	H	Towson	72 64
												217	A	Col. of Charleston	86 75
												217	H	Col. of Charleston	61 44
												218	A	UNCW	63 68
												218	H	UNCW	55 47
												226	H	Boston U.	78 59
												254	A	Canisius	83 59
												309	A	Denver	72 69
LAST 12 Division I GAMES:															
				78	N	Drexel	50 68	217	H	Col. of Charleston	61 44				
				181	H	Hofstra	52 46	27	A	Elon	58 70				
				218	A	UNCW	63 68	39	H	James Madison	49 67				
				217	A	Col. of Charleston	86 75	123	H	William & Mary	54 68				
				212	A	Towson	63 51	78	A	Drexel	51 74				
				138	H	Delaware	50 41	27	H	Elon	65 76				

Non-Div I Games:

Northeastern

■ Loss,
■ Non-Conf,
■ S Site,
■ H Home
■ A Away
N Neutral

Average RPI Win:	261	WON-LOST	WINNING	LAST 10	STRENGTH OF	OPP. STRENGTH	TEAM	ADJ.	CONF.	ADJ CONF.
Average RPI Loss:	177	RECORD	PCT. RANK	GAMES	SCHEDULE	OF SCHEDULE	RPI	RPI	RPI	RPI
DIV. I ONLY	8- 21	288	3- 7	233	278	294	294	20	20	
DIV. I NON-CONF.	3- 7	250	0- 0	229	335	284	284	18	18	
TOTALS	RPI 1-25	RPI 26-50	W-L RECORDS	RPI 51-100	RPI 101-150	RPI 150+				
8- 21	0- 0	0- 0	OVERALL	0- 2	2- 8	6- 11				
5- 8	0- 0	0- 0	HOME	0- 0	1- 4	4- 4				
3- 12	0- 0	0- 0	AWAY	0- 2	1- 4	2- 6				
0- 1	0- 0	0- 0	NEUTRAL	0- 0	0- 0	0- 1				
3- 7	0- 0	0- 0	NON-CONFERENCE	0- 1	0- 2	3- 4				
2- 2	0- 0	0- 0	HOME	0- 0	0- 1	2- 1				
1- 5	0- 0	0- 0	AWAY	0- 1	0- 1	1- 3				
0- 0	0- 0	0- 0	NEUTRAL	0- 0	0- 0	0- 0				
5- 14	0- 0	0- 0	CONFERENCE	0- 1	2- 6	3- 7				
3- 6	0- 0	0- 0	HOME	0- 0	1- 3	2- 3				
2- 7	0- 0	0- 0	AWAY	0- 1	1- 3	1- 3				
0- 1	0- 0	0- 0	NEUTRAL	0- 0	0- 0	0- 1				

RPI 1-25				RPI 26-50				RPI 51-100				RPI 101+ Team's RPI: 294					
RPI	S	Opponent	Score	RPI	S	Opponent	Score	RPI	S	Opponent	Score	RPI	S	Opponent	Score		
								67	A	Montana St.	69	86	129	A	Northern Colo.	64	75
								79	A	Utah	65	78	129	H	Northern Colo.	66	69
													130	A	Lamar University	60	75
													131	A	North Dakota	69	88
													131	H	North Dakota	78	80
													136	A	Eastern Wash.	64	79
													136	H	Eastern Wash.	56	47
													140	H	New Mexico St.	68	79
													150	A	Idaho	76	61
													150	H	Idaho	80	91
													151	H	Idaho St.	51	64
													154	H	CSUN	79	83
													197	A	UC Santa Barbara	51	60
													213	A	Portland St.	55	56
													213	H	Portland St.	73	74
													213	N	Portland St.	76	88
													237	H	Weber St.	64	75
													245	A	Grand Canyon	65	76
													273	A	Cal Poly	53	58
													286	A	Sacramento St.	76	82
													286	H	Sacramento St.	91	88
													291	A	Southern Utah	77	68
													291	H	Southern Utah	77	65
													304	A	UTEP	65	51
													309	H	Denver	82	67
													319	H	Youngstown St.	70	49
LAST 12 Division I GAMES:																	
				213	N	Portland St.	76	88	323	A	Montana	59	60				
				136	A	Eastern Wash.	64	79	67	A	Montana St.	69	86				
				150	A	Idaho	76	61	237	H	Weber St.	64	75				
				213	H	Portland St.	73	74	151	H	Idaho St.	51	64				
				286	H	Sacramento St.	91	88	131	A	North Dakota	69	88				
				291	H	Southern Utah	77	65	129	A	Northern Colo.	64	75				

Non-Div I Games: Antelope Valley 109 60

Northern Ariz.

■ Loss,
■ Non-Conf, S Site,
■ Home
■ Away
N Neutral

RPI	S	Opponent	Score
323	A	Montana	59 60

Northern Ariz. .

N
o
r
t
h
e
r
n
A
r
i
z
.

N
o
r
t
h
e
r
n
A
r
i
z
.

Northern Colo.

Through Games Of March 10, 2017

Average RPI Win:	238	WON-LOST	WINNING	LAST 10	STRENGTH OF	OPP. STRENGTH	TEAM	ADJ.	CONF.	ADJ CONF.
Average RPI Loss:	122	RECORD	PCT. RANK	GAMES	SCHEDULE	OF SCHEDULE	RPI	RPI	RPI	RPI
DIV. I ONLY	21- 8	59	5- 5	288	218	129	129	20	20	
DIV. I NON-CONF.	7- 3	83	0- 0	281	158	126	126	18	18	
TOTALS	RPI 1-25	RPI 26-50	W-L RECORDS	RPI 51-100	RPI 101-150	RPI 150+				
21- 8	0- 0	0- 0	OVERALL	2- 1	1- 5	18- 2				
10- 3	0- 0	0- 0	HOME	2- 0	0- 2	8- 1				
10- 4	0- 0	0- 0	AWAY	0- 1	1- 3	9- 0				
1- 1	0- 0	0- 0	NEUTRAL	0- 0	0- 0	1- 1				
7- 3	0- 0	0- 0	NON-CONFERENCE	1- 1	0- 2	6- 0				
3- 1	0- 0	0- 0	HOME	1- 0	0- 1	2- 0				
3- 2	0- 0	0- 0	AWAY	0- 1	0- 1	3- 0				
1- 0	0- 0	0- 0	NEUTRAL	0- 0	0- 0	1- 0				
14- 5	0- 0	0- 0	CONFERENCE	1- 0	1- 3	12- 2				
7- 2	0- 0	0- 0	HOME	1- 0	0- 1	6- 1				
7- 2	0- 0	0- 0	AWAY	0- 0	1- 2	6- 0				
0- 1	0- 0	0- 0	NEUTRAL	0- 0	0- 0	0- 1				

RPI 1-25			RPI 26-50			RPI 51-100			RPI 101+ Team's RPI: 129		
RPI	S	Opponent	Score	RPI	S	Opponent	Score	RPI	S	Opponent	Score
								54	A	Colorado St.	47 58
								67	H	Montana St.	66 58
								90	H	FGCU	77 74
								109	H	Colorado	62 83
								111	A	St. Mary's (CA)	65 75
								131	A	North Dakota	68 75
								131	H	North Dakota	51 57
								136	A	Eastern Wash.	61 67
								150	A	Idaho	71 67
								151	A	Idaho St.	77 62
								151	H	Idaho St.	58 68
								151	N	Idaho St.	59 60
								186	A	UTSA	73 66
								213	A	Portland St.	57 50
								213	H	Portland St.	91 62
								223	H	San Diego	54 51
								237	A	Weber St.	88 79
								237	H	Weber St.	86 62
								244	A	Pacific	60 56
								284	N	Eastern Mich.	58 57
								286	A	Sacramento St.	102 74
								286	H	Sacramento St.	95 88
								291	A	Southern Utah	83 53
								291	H	Southern Utah	74 55
								294	A	Northern Ariz.	69 66
								294	H	Northern Ariz.	75 64
								309	H	Denver	68 48
								322	A	Air Force	71 44
								323	H	Montana	65 46
LAST 12 Division I GAMES:											
				151	N	Idaho St.	59 60	136	A	Eastern Wash.	61 67
				286	A	Sacramento St.	102 74	150	A	Idaho	71 67
				213	A	Portland St.	57 50	131	H	North Dakota	51 57
				131	A	North Dakota	68 75	291	H	Southern Utah	74 55
				151	H	Idaho St.	58 68	294	H	Northern Ariz.	75 64
				237	H	Weber St.	86 62	237	A	Weber St.	88 79

Non-Div I Games: Colo. Christian 90 47

Northern Colo.

Loss, Non-Conf, S Site, H Home A Away N Neutral

Average RPI Win:	195	WON-LOST	WINNING	LAST 10	STRENGTH OF	OPP. STRENGTH	TEAM	ADJ.	CONF.	ADJ CONF.
Average RPI Loss:	88	RECORD	PCT. RANK	GAMES	SCHEDULE	OF SCHEDULE	RPI	RPI	RPI	RPI
DIV. I ONLY	21- 10	77	5- 5	106	138	74	74	10	10	
DIV. I NON-CONF.	7- 4	114	0- 0	237	213	122	122	11	11	
TOTALS	RPI 1-25	RPI 26-50	W-L RECORDS	RPI 51-100	RPI 101-150	RPI 150+				
21- 10	0- 0	1- 4	OVERALL	5- 3	2- 1	13- 2				
9- 4	0- 0	0- 2	HOME	2- 0	1- 1	6- 1				
10- 5	0- 0	1- 1	AWAY	2- 1	1- 0	6- 1				
2- 1	0- 0	0- 0	NEUTRAL	1- 1	0- 0	1- 0				
7- 4	0- 0	0- 1	NON-CONFERENCE	0- 3	1- 0	6- 0				
4- 0	0- 0	0- 0	HOME	0- 0	1- 0	3- 0				
3- 3	0- 0	0- 1	AWAY	0- 2	0- 0	3- 0				
0- 1	0- 0	0- 0	NEUTRAL	0- 1	0- 0	0- 0				
14- 6	0- 0	1- 3	CONFERENCE	5- 0	1- 1	7- 2				
5- 4	0- 0	0- 2	HOME	2- 0	0- 1	3- 1				
7- 2	0- 0	1- 1	AWAY	2- 0	1- 0	3- 1				
2- 0	0- 0	0- 0	NEUTRAL	1- 0	0- 0	1- 0				

RPI 1-25				RPI 26-50				RPI 51-100				Team's RPI: 74		RPI 101+			
RPI	S	Opponent	Score	RPI	S	Opponent	Score	RPI	S	Opponent	Score			RPI	S	Opponent	Score
				29	A	Drake	86 95	59	A	Iowa St.	89 97			121	A	Ball St.	101 96
				44	A	Central Mich.	86 109	60	A	Western Ill.	79 83			121	H	Ball St.	84 92
				44	H	Central Mich.	94 109	72	H	Ohio	88 80			144	H	Milwaukee	114 104
				49	A	Toledo	77 73	72	N	Ohio	72 71			162	A	Western Mich.	77 90
				49	H	Toledo	75 79	76	N	South Dakota	83 97			162	H	Western Mich.	67 62
								95	A	Kent St.	98 97			162	N	Western Mich.	83 55
								95	H	Kent St.	93 72			204	H	SIUE	97 78
								97	A	Buffalo	89 80			229	A	Bradley	81 51
														238	H	Akron	55 84
														248	A	Miami (OH)	63 61
														248	H	Miami (OH)	89 76
														257	A	Bowling Green	89 76
														284	A	Eastern Mich.	81 71
														284	H	Eastern Mich.	85 73
														293	A	UMKC	86 75
														302	H	Illinois St.	108 66
														326	A	Loyola Chicago	90 70
														343	H	Chicago St.	94 85
LAST 12 Division I GAMES:																	
				162	N	Western Mich.	83 55	121	H	Ball St.	84 92						
				72	N	Ohio	72 71	248	A	Miami (OH)	63 61						
				162	A	Western Mich.	77 90	97	A	Buffalo	89 80						
				49	H	Toledo	75 79	44	H	Central Mich.	94 109						
				284	A	Eastern Mich.	81 71	162	H	Western Mich.	67 62						
				44	A	Central Mich.	86 109	121	A	Ball St.	101 96						

Non-Div I Games:

Northern Ill.

■ Loss,
 ■ Non-Conf,
 ■ S Site,
 ■ Home
 ■ A Away
 N Neutral

Average RPI Win: 252		WON-LOST	WINNING	LAST 10	STRENGTH OF	OPP. STRENGTH	TEAM	ADJ.	CONF.	ADJ CONF.
Average RPI Loss: 174		RECORD	PCT. RANK	GAMES	SCHEDULE	OF SCHEDULE	RPI	RPI	RPI	RPI
DIV. I ONLY		8- 22	296	2- 8	214	260	297	297	18	18
DIV. I NON-CONF.		3- 8	262	0- 0	165	317	275	275	21	21
TOTALS		RPI 1-25	RPI 26-50	W-L RECORDS	RPI 51-100	RPI 101-150	RPI 150+			
8- 22	0- 0		0- 3	OVERALL	1- 1	1- 6	6- 12			
4- 9	0- 0		0- 1	HOME	0- 0	1- 3	3- 5			
2- 11	0- 0		0- 1	AWAY	0- 1	0- 2	2- 5			
2- 2	0- 0		0- 0	NEUTRAL	1- 0	0- 0	1- 2			
3- 8	0- 0		0- 1	NON-CONFERENCE	1- 1	0- 1	2- 5			
1- 3	0- 0		0- 0	HOME	0- 0	0- 1	1- 2			
0- 4	0- 0		0- 1	AWAY	0- 1	0- 0	0- 2			
2- 1	0- 0		0- 0	NEUTRAL	1- 0	0- 0	1- 1			
5- 14	0- 0		0- 2	CONFERENCE	0- 0	1- 5	4- 7			
3- 6	0- 0		0- 1	HOME	0- 0	1- 2	2- 3			
2- 7	0- 0		0- 1	AWAY	0- 0	0- 3	2- 3			
0- 1	0- 0		0- 0	NEUTRAL	0- 0	0- 0	0- 1			

[illegible]

Non-Div I Games: Ind.-East

66 46

Northern Ky.

Loss, Non-Conf, S Site, H Home A Away N Neutral

Through Games of March 10, 1917				Through Games of March 10, 1917						
Average RPI Win: 165		WON-LOST	WINNING	LAST 10	STRENGTH OF	OPP. STRENGTH	TEAM	ADJ.	CONF.	ADJ CONF.
Average RPI Loss: 48		RECORD	PCT. RANK	GAMES	SCHEDULE	OF SCHEDULE	RPI	RPI	RPI	RPI
DIV. I ONLY		20- 11	96	4- 6	83	71	68	68	6	6
DIV. I NON-CONF.		11- 2	23	0- 0	170	173	46	46	6	6

TOTALS	RPI 1-25		RPI 26-50		W-L RECORDS		RPI 51-100		RPI 101-150	RPI 150+
20- 11	0- 4		2- 2		OVERALL		4- 5		1- 0	13- 0
15- 2	0- 1		2- 0		HOME		3- 1		0- 0	10- 0
4- 8	0- 2		0- 2		AWAY		0- 4		1- 0	3- 0
1- 1	0- 1		0- 0		NEUTRAL		1- 0		0- 0	0- 0
11- 2	0- 1		0- 0		NON-CONFERENCE		2- 1		1- 0	8- 0
9- 0	0- 0		0- 0		HOME		2- 0		0- 0	7- 0
2- 2	0- 1		0- 0		AWAY		0- 1		1- 0	1- 0
0- 0	0- 0		0- 0		NEUTRAL		0- 0		0- 0	0- 0
9- 9	0- 3		2- 2		CONFERENCE		2- 4		0- 0	5- 0
6- 2	0- 1		2- 0		HOME		1- 1		0- 0	3- 0
2- 6	0- 1		0- 2		AWAY		0- 3		0- 0	2- 0
1- 1	0- 1		0- 0		NEUTRAL		1- 0		0- 0	0- 0

RPI 1-25				RPI 26-50				RPI 51-100				Team's RPI: 68		RPI 101+			
RPI	S	Opponent	Score	RPI	S	Opponent	Score	RPI	S	Opponent	Score	RPI	S	Opponent	Score		
16	A	Maryland	65 96	42	H	Michigan St.	76 65	52	H	Virginia	69 60	144	A	Milwaukee	65 63		
17	A	DePaul	66 89	47	A	Michigan	54 80	58	A	Purdue	59 61	158	H	Oral Roberts	64 55		
25	H	Ohio St.	87 94	50	A	Indiana	38 66	58	H	Purdue	76 60	160	H	Hampton	67 48		
25	N	Ohio St.	68 99	50	H	Indiana	80 67	63	A	Iowa	59 78	161	A	Santa Clara	87 75		
								63	N	Iowa	78 73	164	H	Missouri St.	75 52		
								64	A	Gonzaga	56 67	196	A	Nebraska	62 58		
								73	A	Minnesota	61 71	207	H	Illinois	66 53		
								83	H	Florida	73 68	208	H	Wisconsin	63 43		
								87	H	Penn St.	58 74	222	H	UT Martin	82 59		
												224	A	Rutgers	55 37		
												224	H	Rutgers	60 38		
												225	H	Evansville	88 66		
												320	H	Ill.-Chicago	88 44		
												343	H	Chicago St.	75 42		
LAST 12 Division I GAMES:																	
				25	N	Ohio St.	68 99	63	A	Iowa	59 78						
				63	N	Iowa	78 73	50	A	Indiana	38 66						
				73	A	Minnesota	61 71	87	H	Penn St.	58 74						
				58	A	Purdue	59 61	208	H	Wisconsin	63 43						
				224	H	Rutgers	60 38	224	A	Rutgers	55 37						
				207	H	Illinois	66 53	47	A	Michigan	54 80						

Non-Div I Games:

Northwestern

Loss, Non-Conf, S Site, H Home A Away N Neutral

Average RPI Win:	292	WON-LOST	WINNING	LAST 10	STRENGTH OF	OPP. STRENGTH	TEAM	ADJ.	CONF.	ADJ CONF.
Average RPI Loss:	181	RECORD	PCT. RANK	GAMES	SCHEDULE	OF SCHEDULE	RPI	RPI	RPI	RPI
DIV. I ONLY	9- 17	258	4- 6	294	287	303	303	27	27	
DIV. I NON-CONF.	2- 5	259	0- 0	239	141	298	298	27	27	
TOTALS	RPI 1-25	RPI 26-50	W-L RECORDS	RPI 51-100	RPI 101-150	RPI 150+				
9- 17	0- 2	0- 0	OVERALL	1- 3	0- 3	8- 9				
8- 4	0- 0	0- 0	HOME	1- 1	0- 1	7- 2				
1- 12	0- 2	0- 0	AWAY	0- 2	0- 2	1- 6				
0- 1	0- 0	0- 0	NEUTRAL	0- 0	0- 0	0- 1				
2- 5	0- 2	0- 0	NON-CONFERENCE	0- 0	0- 0	2- 3				
2- 1	0- 0	0- 0	HOME	0- 0	0- 0	2- 1				
0- 4	0- 2	0- 0	AWAY	0- 0	0- 0	0- 2				
0- 0	0- 0	0- 0	NEUTRAL	0- 0	0- 0	0- 0				
7- 12	0- 0	0- 0	CONFERENCE	1- 3	0- 3	6- 6				
6- 3	0- 0	0- 0	HOME	1- 1	0- 1	5- 1				
1- 8	0- 0	0- 0	AWAY	0- 2	0- 2	1- 4				
0- 1	0- 0	0- 0	NEUTRAL	0- 0	0- 0	0- 1				

RPI 1-25				RPI 26-50				RPI 51-100				RPI 101+ Team's RPI: 303			
RPI	S	Opponent	Score	RPI	S	Opponent	Score	RPI	S	Opponent	Score	RPI	S	Opponent	Score
5	A	Mississippi St.	30 106					96	A	Central Ark.	43 76	106	A	Abilene Christian	57 79
13	A	Texas	39 86					96	H	Central Ark.	51 62	106	H	Abilene Christian	74 75
								99	A	SFA	67 80	130	A	Lamar University	60 73
								99	H	SFA	76 72	168	A	Memphis	38 54
												172	A	Arkansas	36 65
												234	H	New Orleans	95 93
												270	A	A&M-Corpus Christi	51 60
												270	N	A&M-Corpus Christi	46 57
												279	A	McNeese	52 68
												279	H	McNeese	63 68
												295	H	Nicholls St.	75 58
												313	H	Mississippi Val.	64 68
												329	A	Southeastern La.	58 69
												329	H	Southeastern La.	89 71
												331	H	La.-Monroe	67 65
												333	A	Incarnate Word	76 74
												334	H	Jackson St.	83 65
												337	H	Houston Baptist	75 54
												340	A	Sam Houston St.	73 92
												340	H	Sam Houston St.	78 51
LAST 12 Division I GAMES:															
270	N	A&M-Corpus Christi	46 57	329	H	Southeastern La.	89 71								
96	H	Central Ark.	51 62	106	A	Abilene Christian	57 79								
99	A	SFA	67 80	337	H	Houston Baptist	75 54								
234	H	New Orleans	95 93	99	H	SFA	76 72								
340	A	Sam Houston St.	73 92	130	A	Lamar University	60 73								
106	H	Abilene Christian	74 75	329	A	Southeastern La.	58 69								

Non-Div I Games: LeTourneau 80 68 Louisiana Col. 113 65 LSU-Alexandria 97 76 Central Baptist 93 42 Northwestern St.

Notre Dame

Through Games Of March 10, 2017

Average RPI Win:	77	WON-LOST	WINNING	LAST 10	STRENGTH OF	OPP. STRENGTH	TEAM	ADJ.	CONF.	ADJ CONF.
Average RPI Loss:	20	RECORD	PCT. RANK	GAMES	SCHEDULE	OF SCHEDULE	RPI	RPI	RPI	RPI
DIV. I ONLY	30- 3	3	10- 0	1	3	2	2	3	3	
DIV. I NON-CONF.	12- 2	21	0- 0	2	3	2	2	4	4	
TOTALS	RPI 1-25	RPI 26-50	W-L RECORDS	RPI 51-100	RPI 101-150	RPI 150+				
30- 3	8- 2	5- 1	OVERALL	7- 0	5- 0	5- 0				
14- 1	4- 1	2- 0	HOME	3- 0	1- 0	4- 0				
12- 2	2- 1	3- 1	AWAY	3- 0	3- 0	1- 0				
4- 0	2- 0	0- 0	NEUTRAL	1- 0	1- 0	0- 0				
12- 2	2- 2	4- 0	NON-CONFERENCE	2- 0	2- 0	2- 0				
6- 1	1- 1	2- 0	HOME	0- 0	1- 0	2- 0				
5- 1	1- 1	2- 0	AWAY	2- 0	0- 0	0- 0				
1- 0	0- 0	0- 0	NEUTRAL	0- 0	1- 0	0- 0				
18- 1	6- 0	1- 1	CONFERENCE	5- 0	3- 0	3- 0				
8- 0	3- 0	0- 0	HOME	3- 0	0- 0	2- 0				
7- 1	1- 0	1- 1	AWAY	1- 0	3- 0	1- 0				
3- 0	2- 0	0- 0	NEUTRAL	1- 0	0- 0	0- 0				

RPI	S	Opponent	Score	RPI	S	Opponent	Score	RPI	S	Opponent	Score	RPI	S	Opponent	Score
1	H	UConn	61 72	26	H	Green Bay	71 67	52	H	Virginia	82 74	105	A	Virginia Tech	76 59
8	H	Duke	62 58	31	A	Syracuse	85 80	52	N	Virginia	76 59	114	A	Clemson	84 80
8	N	Duke	84 61	38	A	North Carolina St.	62 70	61	A	Georgia Tech	55 38	119	H	Fordham	67 36
10	H	Washington	71 60	42	A	Michigan St.	79 61	61	H	Georgia Tech	90 69	120	A	North Carolina	77 55
11	H	Louisville	85 66	44	H	Central Mich.	107 47	63	A	Iowa	73 58	145	N	Louisiana	91 51
11	N	Louisville	84 73	49	A	Toledo	85 68	65	A	Chattanooga	79 58	163	H	Pittsburgh	86 54
12	H	Florida St.	79 61					86	H	Wake Forest	92 72	166	H	TCU	92 59
15	A	Miami (FL)	67 55									177	A	Boston College	80 69
17	A	DePaul	75 61									177	H	Boston College	82 45
20	A	Tennessee	69 71									290	H	Valparaiso	114 54
LAST 12 Division I GAMES:															
		8 N Duke	84 61			114 A Clemson	84 80								
		11 N Louisville	84 73			61 H Georgia Tech	90 69								
		52 N Virginia	76 59			11 H Louisville	85 66								
		12 H Florida St.	79 61			105 A Virginia Tech	76 59								
		177 H Boston College	82 45			52 H Virginia	82 74								
		31 A Syracuse	85 80			8 H Duke	62 58								

Non-Div I Games:

Notre Dame

Loss, Non-Conf, S Site, H Home A Away N Neutral

Oakland

Through Games Of March 10, 2017

Average RPI Win:	262	WON-LOST	WINNING	LAST 10	STRENGTH OF	OPP. STRENGTH	TEAM	ADJ.	CONF.	ADJ CONF.
Average RPI Loss:	102	RECORD	PCT. RANK	GAMES	SCHEDULE	OF SCHEDULE	RPI	RPI	RPI	RPI
DIV. I ONLY	16- 12	126	7- 3	225	204	153	153	18	18	
DIV. I NON-CONF.	4- 5	198	0- 0	261	106	196	196	21	21	
TOTALS	RPI 1-25	RPI 26-50	W-L RECORDS	RPI 51-100	RPI 101-150	RPI 150+				
16- 12	0- 0	1- 5	OVERALL	0- 0	2- 6	13- 1				
8- 4	0- 0	1- 0	HOME	0- 0	1- 3	6- 1				
8- 7	0- 0	0- 5	AWAY	0- 0	1- 2	7- 0				
0- 1	0- 0	0- 0	NEUTRAL	0- 0	0- 1	0- 0				
4- 5	0- 0	0- 4	NON-CONFERENCE	0- 0	0- 1	4- 0				
2- 1	0- 0	0- 0	HOME	0- 0	0- 1	2- 0				
2- 4	0- 0	0- 4	AWAY	0- 0	0- 0	2- 0				
0- 0	0- 0	0- 0	NEUTRAL	0- 0	0- 0	0- 0				
12- 7	0- 0	1- 1	CONFERENCE	0- 0	2- 5	9- 1				
6- 3	0- 0	1- 0	HOME	0- 0	1- 2	4- 1				
6- 3	0- 0	0- 1	AWAY	0- 0	1- 2	5- 0				
0- 1	0- 0	0- 0	NEUTRAL	0- 0	0- 1	0- 0				

RPI 1-25			RPI 26-50			RPI 51-100			RPI 101+ Team's RPI: 153		
RPI	S	Opponent	Score	RPI	S	Opponent	Score	RPI	S	Opponent	Score
				26	A	Green Bay	47 89				
				26	H	Green Bay	74 71	121	H	Ball St.	59 66
				42	A	Michigan St.	74 81	141	A	Detroit Mercy	61 71
				44	A	Central Mich.	67 70	141	H	Detroit Mercy	71 80
				47	A	Michigan	63 101	142	A	Wright St.	66 84
				50	A	Indiana	59 84	142	H	Wright St.	61 73
								144	A	Milwaukee	75 73
								144	H	Milwaukee	77 63
								144	N	Milwaukee	60 82
								180	A	Cleveland St.	93 79
								180	H	Cleveland St.	62 74
								274	H	Vermont	79 55
								290	A	Valparaiso	98 60
								290	H	Valparaiso	104 63
								297	A	Northern Ky.	61 47
								297	H	Northern Ky.	86 66
								305	H	North Dakota St.	95 66
								316	A	Fort Wayne	82 61
								319	A	Youngstown St.	80 58
								319	H	Youngstown St.	80 54
								320	A	Ill.-Chicago	78 50
								320	H	Ill.-Chicago	81 58
								343	A	Chicago St.	80 60
LAST 12 Division I GAMES:											
				144	N	Milwaukee	60 82	141	A	Detroit Mercy	61 71
				180	A	Cleveland St.	93 79	144	H	Milwaukee	77 63
				319	A	Youngstown St.	80 58	26	H	Green Bay	74 71
				297	H	Northern Ky.	86 66	142	A	Wright St.	66 84
				320	A	Ill.-Chicago	78 50	297	A	Northern Ky.	61 47
				290	A	Valparaiso	98 60	319	H	Youngstown St.	80 54

Non-Div I Games: Concordia (MI) 99 32 Marygrove 126 31

Oakland

Loss, Non-Conf, S Site, H Home A Away N Neutral

Average RPI Win:	192	WON-LOST	WINNING	LAST 10	STRENGTH OF	OPP. STRENGTH	TEAM	ADJ.	CONF.	ADJ CONF.
Average RPI Loss:	95	RECORD	PCT. RANK	GAMES	SCHEDULE	OF SCHEDULE	RPI	RPI	RPI	RPI
DIV. I ONLY	22- 9	62	6- 4	139	117	72	72	10	10	
DIV. I NON-CONF.	9- 2	37	0- 0	174	216	50	50	11	11	
TOTALS	RPI 1-25	RPI 26-50	W-L RECORDS	RPI 51-100	RPI 101-150	RPI 150+				
22- 9	0- 0	2- 3	OVERALL	3- 5	2- 0	15- 1				
14- 2	0- 0	1- 1	HOME	1- 1	1- 0	11- 0				
8- 6	0- 0	1- 2	AWAY	2- 3	1- 0	4- 1				
0- 1	0- 0	0- 0	NEUTRAL	0- 1	0- 0	0- 0				
9- 2	0- 0	0- 1	NON-CONFERENCE	2- 0	1- 0	6- 1				
6- 0	0- 0	0- 0	HOME	0- 0	1- 0	5- 0				
3- 2	0- 0	0- 1	AWAY	2- 0	0- 0	1- 1				
0- 0	0- 0	0- 0	NEUTRAL	0- 0	0- 0	0- 0				
13- 7	0- 0	2- 2	CONFERENCE	1- 5	1- 0	9- 0				
8- 2	0- 0	1- 1	HOME	1- 1	0- 0	6- 0				
5- 4	0- 0	1- 1	AWAY	0- 3	1- 0	3- 0				
0- 1	0- 0	0- 0	NEUTRAL	0- 1	0- 0	0- 0				

RPI 1-25	RPI 26-50	RPI 51-100	Team's RPI: 72	RPI 101+
RPI S Opponent Score	RPI S Opponent Score	RPI S Opponent Score		RPI S Opponent Score
44 A Central Mich. 59 64	44 H Central Mich. 64 70	62 A IUPUI 71 65		121 A Ball St. 72 68
47 A Michigan 46 69	49 A Toledo 64 55	74 A Northern Ill. 80 88		124 H Duquesne 64 46
49 H Toledo 61 55	49 H Toledo 61 55	74 N Northern Ill. 71 72		162 H Western Mich. 80 67
		82 A Middle Tenn. 73 52		207 H Illinois 80 68
		95 A Kent St. 77 83		210 H Binghamton 63 55
		95 H Kent St. 65 68		222 H UT Martin 72 55
		97 A Buffalo 54 65		232 A High Point 76 48
		97 H Buffalo 83 55		238 A Akron 85 69
				238 H Akron 62 48
				248 A Miami (OH) 79 62
				248 H Miami (OH) 77 63
				257 A Bowling Green 69 58
				257 H Bowling Green 79 68
				264 H Murray St. 79 70
				281 A N.C. A&T 57 63
				284 H Eastern Mich. 63 49
				284 H Eastern Mich. 68 51
				297 H Northern Ky. 58 41
LAST 12 Division I GAMES:				
74 N Northern Ill. 71 72	95 A Kent St. 77 83			
284 H Eastern Mich. 63 49	44 H Central Mich. 64 70			
238 H Akron 62 48	121 A Ball St. 72 68			
257 H Bowling Green 79 68	49 H Toledo 61 55			
248 H Miami (OH) 77 63	44 A Central Mich. 59 64			
97 A Buffalo 54 65	248 A Miami (OH) 79 62			

Non-Div I Games:

Ohio

Average RPI Win: 147		WON-LOST	WINNING	LAST 10	STRENGTH OF	OPP. STRENGTH	TEAM	ADJ.	CONF.	ADJ CONF.
Average RPI Loss: 21		RECORD	PCT. RANK	GAMES	SCHEDULE	OF SCHEDULE	RPI	RPI	RPI	RPI
DIV. I ONLY		26- 6	19	9- 1	65	53	25	25	6	6
DIV. I NON-CONF.		10- 4	80	0- 0	54	55	67	67	6	6
<hr/>										
TOTALS	RPI 1-25		RPI 26-50		W-L RECORDS	RPI 51-100	RPI 101-150		RPI 150+	
26- 6	1- 4		3- 1		OVERALL	8- 1	1- 0		13- 0	
16- 2	1- 2		1- 0		HOME	3- 0	1- 0		10- 0	
7- 2	0- 1		1- 1		AWAY	3- 0	0- 0		3- 0	
3- 2	0- 1		1- 0		NEUTRAL	2- 1	0- 0		0- 0	
10- 4	0- 4		1- 0		NON-CONFERENCE	1- 0	1- 0		7- 0	
8- 2	0- 2		0- 0		HOME	0- 0	1- 0		7- 0	
0- 1	0- 1		0- 0		AWAY	0- 0	0- 0		0- 0	
2- 1	0- 1		1- 0		NEUTRAL	1- 0	0- 0		0- 0	
16- 2	1- 0		2- 1		CONFERENCE	7- 1	0- 0		6- 0	
8- 0	1- 0		1- 0		HOME	3- 0	0- 0		3- 0	
7- 1	0- 0		1- 1		AWAY	3- 0	0- 0		3- 0	
1- 1	0- 0		0- 0		NEUTRAL	1- 1	0- 0		0- 0	

RPI	S	Opponent	Score	RPI	S	Opponent	Score	RPI	S	Opponent	Score	RPI	S	Opponent	Score
1	A	UConn	63 82	31	N	Syracuse	77 72	58	A	Purdue	61 56	124	H	Duquesne	89 69
3	H	South Carolina	80 92	42	A	Michigan St.	75 94	58	N	Purdue	60 71	180	H	Cleveland St.	96 78
7	N	Baylor	68 85	47	H	Michigan	96 87	63	H	Iowa	88 81	182	H	Cincinnati	80 38
15	H	Miami (FL)	89 94	50	A	Indiana	92 82	68	A	Northwestern	94 87	196	A	Nebraska	87 69
16	H	Maryland	98 87					68	N	Northwestern	99 68	196	H	Nebraska	95 75
								73	A	Minnesota	88 76	207	H	Illinois	88 64
								73	H	Minnesota	87 62	208	A	Wisconsin	96 68
								87	H	Penn St.	87 72	208	H	Wisconsin	70 61
								90	N	FGCU	79 66	209	H	Alabama St.	118 61
												224	A	Rutgers	73 45
												230	H	Southern U.	108 73
												254	H	Canisius	89 56
												336	H	LIU Brooklyn	113 54
												345	H	Winthrop	88 48
LAST 12 Division I GAMES:															
				58	N	Purdue	60 71	208	A	Wisconsin	96 68				
				68	N	Northwestern	99 68	87	H	Penn St.	87 72				
				224	A	Rutgers	73 45	196	H	Nebraska	95 75				
				16	H	Maryland	98 87	73	A	Minnesota	88 76				
				196	A	Nebraska	87 69	207	H	Illinois	88 64				
				63	H	Iowa	88 81	208	H	Wisconsin	70 61				

Non-Div I Games:

Ohio St.

Average RPI Win:	112	WON-LOST	WINNING	LAST 10	STRENGTH OF	OPP. STRENGTH	TEAM	ADJ.	CONF.	ADJ CONF.
Average RPI Loss:	40	RECORD	PCT. RANK	GAMES	SCHEDULE	OF SCHEDULE	RPI	RPI	RPI	RPI
DIV. I ONLY	22- 9	62	6- 4	25	28	19	19	4	4	
DIV. I NON-CONF.	9- 3	63	0- 0	47	80	43	43	3	3	
TOTALS	RPI 1-25	RPI 26-50	W-L RECORDS	RPI 51-100	RPI 101-150	RPI 150+				
22- 9	2- 5	3- 2	OVERALL	6- 1	3- 0	8- 1				
14- 2	2- 1	3- 0	HOME	3- 0	2- 0	4- 1				
6- 5	0- 4	0- 1	AWAY	3- 0	1- 0	2- 0				
2- 2	0- 0	0- 1	NEUTRAL	0- 1	0- 0	2- 0				
9- 3	0- 1	2- 0	NON-CONFERENCE	2- 1	1- 0	4- 1				
6- 1	0- 0	2- 0	HOME	1- 0	1- 0	2- 1				
1- 1	0- 1	0- 0	AWAY	1- 0	0- 0	0- 0				
2- 1	0- 0	0- 0	NEUTRAL	0- 1	0- 0	2- 0				
13- 6	2- 4	1- 2	CONFERENCE	4- 0	2- 0	4- 0				
8- 1	2- 1	1- 0	HOME	2- 0	1- 0	2- 0				
5- 4	0- 3	0- 1	AWAY	2- 0	1- 0	2- 0				
0- 1	0- 0	0- 1	NEUTRAL	0- 0	0- 0	0- 0				

RPI	S	Opponent	Score	RPI	S	Opponent	Score	RPI	S	Opponent	Score	RPI	S	Opponent	Score
7	A	Baylor	58 92	37	H	South Dakota St.	74 60	54	H	Colorado St.	70 55	104	A	Texas Tech	64 56
7	H	Baylor	64 103	41	A	West Virginia	73 83	55	N	California	74 82	104	H	Texas Tech	66 45
13	A	Texas	68 86	41	H	West Virginia	90 87	59	A	Iowa St.	67 57	143	H	Tulsa	85 68
13	H	Texas	74 73	41	N	West Virginia	58 82	59	H	Iowa St.	78 63	158	H	Oral Roberts	67 74
14	A	Kentucky	68 82	45	H	Little Rock	68 58	80	A	Oklahoma St.	66 60	166	A	TCU	73 64
22	A	Kansas St.	71 79					80	H	Oklahoma St.	68 62	166	H	TCU	87 72
22	H	Kansas St.	85 80					88	A	BYU	68 61	174	H	Southern Ill.	80 48
												189	A	Kansas	84 54
												189	H	Kansas	89 52
												206	N	Xavier	81 69
												213	N	Portland St.	74 60
												236	H	UTRGV	92 59
LAST 12 Division I GAMES:															
		41 N West Virginia	58 82			41 H West Virginia	90 87								
		7 H Baylor	64 103			80 A Oklahoma St.	66 60								
		166 A TCU	73 64			189 H Kansas	89 52								
		22 A Kansas St.	71 79			7 A Baylor	58 92								
		13 H Texas	74 73			59 H Iowa St.	78 63								
		104 A Texas Tech	64 56			80 H Oklahoma St.	68 62								

Non-Div I Games:

Oklahoma

■ Loss,
 ■ Non-Conf, S Site,
 ■ Home
 ■ Away
 N Neutral

Average RPI Win:	153	WON-LOST	WINNING	LAST 10	STRENGTH OF	OPP. STRENGTH	TEAM	ADJ.	CONF.	ADJ CONF.
Average RPI Loss:	38	RECORD	PCT. RANK	GAMES	SCHEDULE	OF SCHEDULE	RPI	RPI	RPI	RPI
DIV. I ONLY	17- 14	141	4- 6	49	18	80	80	4	4	
DIV. I NON-CONF.	10- 1	15	0- 0	94	119	22	22	3	3	
TOTALS	RPI 1-25	RPI 26-50	W-L RECORDS	RPI 51-100	RPI 101-150	RPI 150+				
17- 14	0- 10	1- 1	OVERALL	3- 1	3- 1	10- 1				
12- 4	0- 4	1- 0	HOME	3- 0	1- 0	7- 0				
2- 8	0- 4	0- 1	AWAY	0- 1	1- 1	1- 1				
3- 2	0- 2	0- 0	NEUTRAL	0- 0	1- 0	2- 0				
10- 1	0- 1	0- 0	NON-CONFERENCE	2- 0	2- 0	6- 0				
7- 0	0- 0	0- 0	HOME	2- 0	0- 0	5- 0				
1- 0	0- 0	0- 0	AWAY	0- 0	1- 0	0- 0				
2- 1	0- 1	0- 0	NEUTRAL	0- 0	1- 0	1- 0				
7- 13	0- 9	1- 1	CONFERENCE	1- 1	1- 1	4- 1				
5- 4	0- 4	1- 0	HOME	1- 0	1- 0	2- 0				
1- 8	0- 4	0- 1	AWAY	0- 1	0- 1	1- 1				
1- 1	0- 1	0- 0	NEUTRAL	0- 0	0- 0	1- 0				

RPI 1-25				RPI 26-50				RPI 51-100 Team's RPI: 80				RPI 101+			
RPI	S	Opponent	Score	RPI	S	Opponent	Score	RPI	S	Opponent	Score	RPI	S	Opponent	Score
4	N	Oregon St.	54 73	41	A	West Virginia	53 79	51	H	UNI	81 57	103	A	Washington St.	79 72
7	A	Baylor	67 89	41	H	West Virginia	67 63	59	A	Iowa St.	48 61	104	A	Texas Tech	65 70
7	H	Baylor	50 86					59	H	Iowa St.	71 59	104	H	Texas Tech	75 62
13	A	Texas	35 66					85	H	Georgia	71 51	115	N	Long Beach St.	63 57
13	H	Texas	71 85									156	H	Rice	65 51
13	N	Texas	60 71									161	N	Santa Clara	67 53
19	A	Oklahoma	62 68									166	A	TCU	82 67
19	H	Oklahoma	60 66									166	H	TCU	88 70
22	A	Kansas St.	69 74									189	A	Kansas	49 67
22	H	Kansas St.	43 63									189	H	Kansas	74 70
												189	N	Kansas	79 75
												202	H	Loyola Marymount	66 58
												236	H	UTRGV	86 53
												253	H	Tennessee St.	86 48
												317	H	Arkansas St.	76 34
LAST 12 Division I GAMES:															
		13 N Texas	60 71			166 H TCU	88 70								
		189 N Kansas	79 75			41 A West Virginia	53 79								
		59 A Iowa St.	48 61			189 A Kansas	49 67								
		41 H West Virginia	67 63			19 H Oklahoma	60 66								
		104 H Texas Tech	75 62			13 H Texas	71 85								
		7 A Baylor	67 89			22 A Kansas St.	69 74								

Non-Div I Games:

Oklahoma St.

Average RPI Win:	226	WON-LOST	WINNING	LAST 10	STRENGTH OF	OPP. STRENGTH	TEAM	ADJ.	CONF.	ADJ CONF.
Average RPI Loss:	90	RECORD	PCT. RANK	GAMES	SCHEDULE	OF SCHEDULE	RPI	RPI	RPI	RPI
DIV. I ONLY	17- 14	141	6- 4	91	152	135	135	14	14	
DIV. I NON-CONF.	5- 6	186	0- 0	57	143	162	162	16	16	
TOTALS	RPI 1-25	RPI 26-50	W-L RECORDS	RPI 51-100	RPI 101-150	RPI 150+				
17- 14	0- 2	0- 4	OVERALL	0- 3	3- 2	14- 3				
10- 5	0- 0	0- 1	HOME	0- 1	1- 2	9- 1				
6- 6	0- 2	0- 1	AWAY	0- 1	2- 0	4- 2				
1- 3	0- 0	0- 2	NEUTRAL	0- 1	0- 0	1- 0				
5- 6	0- 2	0- 2	NON-CONFERENCE	0- 0	1- 1	4- 1				
5- 1	0- 0	0- 0	HOME	0- 0	1- 1	4- 0				
0- 3	0- 2	0- 0	AWAY	0- 0	0- 0	0- 1				
0- 2	0- 0	0- 2	NEUTRAL	0- 0	0- 0	0- 0				
12- 8	0- 0	0- 2	CONFERENCE	0- 3	2- 1	10- 2				
5- 4	0- 0	0- 1	HOME	0- 1	0- 1	5- 1				
6- 3	0- 0	0- 1	AWAY	0- 1	2- 0	4- 1				
1- 1	0- 0	0- 0	NEUTRAL	0- 1	0- 0	1- 0				

RPI 1-25				RPI 26-50				RPI 51-100				RPI 101+ Team's RPI: 135			
RPI	S	Opponent	Score	RPI	S	Opponent	Score	RPI	S	Opponent	Score	RPI	S	Opponent	Score
8	A	Duke	64 92	31	N	Syracuse	66 92	82	H	Middle Tenn.	63 80	117	A	Charlotte	72 70
15	A	Miami (FL)	56 66	33	N	Dayton	69 77	98	A	Southern Miss.	69 84	117	H	Charlotte	75 86
				40	A	Western Ky.	73 79	98	N	Southern Miss.	74 80	123	H	William & Mary	58 69
				40	H	Western Ky.	62 67					137	A	Louisiana Tech	69 64
												147	H	VCU	70 60
												156	A	Rice	59 47
												156	H	Rice	81 66
												160	H	Hampton	61 58
												184	A	North Texas	55 65
												184	H	North Texas	62 47
												186	H	UTSA	68 81
												191	H	UAB	73 61
												205	A	ETSU	60 70
												219	H	Dartmouth	82 56
												251	A	Marshall	94 85
												251	H	Marshall	73 69
												283	H	Norfolk St.	65 54
												304	H	UTEP	87 68
												304	N	UTEP	80 70
												310	A	FIU	86 64
												335	H	N.C. Central	83 52
												338	A	Fla. Atlantic	93 73
LAST 12 Division I GAMES:															
				98	N	Southern Miss.	74 80	117	A	Charlotte	72 70				
				304	N	UTEP	80 70	191	H	UAB	73 61				
				186	H	UTSA	68 81	82	H	Middle Tenn.	63 80				
				304	H	UTEP	87 68	338	A	Fla. Atlantic	93 73				
				40	A	Western Ky.	73 79	310	A	FIU	86 64				
				251	A	Marshall	94 85	184	H	North Texas	62 47				

Non-Div I Games:

Old Dominion

■ Loss,
■ Non-Conf,
■ S Site,
■ H Home
■ A Away
N Neutral

Average RPI Win:	186	WON-LOST	WINNING	LAST 10	STRENGTH OF	OPP. STRENGTH	TEAM	ADJ.	CONF.	ADJ CONF.
Average RPI Loss:	54	RECORD	PCT. RANK	GAMES	SCHEDULE	OF SCHEDULE	RPI	RPI	RPI	RPI
DIV. I ONLY	17- 13	127	4- 6	88	52	118	118	2	2	
DIV. I NON-CONF.	11- 2	23	0- 0	314	257	98	98	2	2	
TOTALS	RPI 1-25	RPI 26-50	W-L RECORDS	RPI 51-100	RPI 101-150	RPI 150+				
17- 13	2- 5	2- 4	OVERALL	2- 0	1- 4	10- 0				
15- 3	2- 1	2- 1	HOME	1- 0	1- 1	9- 0				
1- 9	0- 4	0- 2	AWAY	1- 0	0- 3	0- 0				
1- 1	0- 0	0- 1	NEUTRAL	0- 0	0- 0	1- 0				
11- 2	0- 0	1- 1	NON-CONFERENCE	0- 0	1- 1	9- 0				
10- 0	0- 0	1- 0	HOME	0- 0	1- 0	8- 0				
0- 2	0- 0	0- 1	AWAY	0- 0	0- 1	0- 0				
1- 0	0- 0	0- 0	NEUTRAL	0- 0	0- 0	1- 0				
6- 11	2- 5	1- 3	CONFERENCE	2- 0	0- 3	1- 0				
5- 3	2- 1	1- 1	HOME	1- 0	0- 1	1- 0				
1- 7	0- 4	0- 1	AWAY	1- 0	0- 2	0- 0				
0- 1	0- 0	0- 1	NEUTRAL	0- 0	0- 0	0- 0				

RPI	S	Opponent	Score	RPI	S	Opponent	Score	RPI	S	Opponent	Score	RPI	S	Opponent	Score	Team's RPI: 118
3	A	South Carolina	46 65	35	H	Oregon	83 67	83	A	Florida	84 75	107	A	UNLV	57 64	
5	A	Mississippi St.	62 73	36	H	LSU	51 62	85	H	Georgia	69 62	112	A	Vanderbilt	67 85	
5	H	Mississippi St.	44 66	36	N	LSU	49 65					134	A	Alabama	80 90	
14	A	Kentucky	57 89	41	A	West Virginia	61 66					134	H	Alabama	57 65	
20	H	Tennessee	67 62	46	A	Auburn	60 83					147	H	VCU	77 57	
21	H	Texas A&M	62 49	46	H	Auburn	63 59					172	H	Arkansas	73 64	
24	A	Missouri	65 100									208	N	Wisconsin	69 44	
												232	H	High Point	73 62	
												252	H	Jacksonville St.	68 50	
												262	H	Austin Peay	66 38	
												298	H	Lipscomb	76 49	
												313	H	Mississippi Val.	67 30	
												329	H	Southeastern La.	81 31	
												331	H	La.-Monroe	97 40	
												334	H	Jackson St.	89 41	
LAST 12 Division I GAMES:																
36	N	LSU	49 65	36	H	LSU	51 62									
21	H	Texas A&M	62 49	83	A	Florida	84 75									
24	A	Missouri	65 100	85	H	Georgia	69 62									
112	A	Vanderbilt	67 85	14	A	Kentucky	57 89									
46	H	Auburn	63 59	134	H	Alabama	57 65									
5	H	Mississippi St.	44 66	3	A	South Carolina	46 65									

Non-Div I Games:

Ole Miss

■ Loss,
 ■ Non-Conf,
 ■ S Site,
 ■ H Home
 ■ A Away
 N Neutral

Average RPI Win:	226	WON-LOST	WINNING	LAST 10	STRENGTH OF	OPP. STRENGTH	TEAM	ADJ.	CONF.	ADJ CONF.
Average RPI Loss:	93	RECORD	PCT. RANK	GAMES	SCHEDULE	OF SCHEDULE	RPI	RPI	RPI	RPI
DIV. I ONLY	14- 15	181	6- 4	117	146	149	149	11	11	
DIV. I NON-CONF.	5- 6	186	1- 1	153	152	145	145	10	10	
TOTALS	RPI 1-25	RPI 26-50	W-L RECORDS	RPI 51-100	RPI 101-150	RPI 150+				
14- 15	0- 2	1- 1	OVERALL	2- 8	0- 1	11- 3				
7- 4	0- 1	1- 0	HOME	1- 2	0- 0	5- 1				
5- 10	0- 1	0- 1	AWAY	0- 5	0- 1	5- 2				
2- 1	0- 0	0- 0	NEUTRAL	1- 1	0- 0	1- 0				
5- 6	0- 2	0- 0	NON-CONFERENCE	0- 2	0- 1	5- 1				
2- 1	0- 1	0- 0	HOME	0- 0	0- 0	2- 0				
2- 5	0- 1	0- 0	AWAY	0- 2	0- 1	2- 1				
1- 0	0- 0	0- 0	NEUTRAL	0- 0	0- 0	1- 0				
9- 9	0- 0	1- 1	CONFERENCE	2- 6	0- 0	6- 2				
5- 3	0- 0	1- 0	HOME	1- 2	0- 0	3- 1				
3- 5	0- 0	0- 1	AWAY	0- 3	0- 0	3- 1				
1- 1	0- 0	0- 0	NEUTRAL	1- 1	0- 0	0- 0				

RPI 1-25				RPI 26-50				RPI 51-100				RPI 101+ Team's RPI: 149			
RPI	S	Opponent	Score	RPI	S	Opponent	Score	RPI	S	Opponent	Score	RPI	S	Opponent	Score
22	H	Kansas St.	57 70	37	A	South Dakota St.	64 76	54	A	Colorado St.	42 69	106	A	Abilene Christian	66 73
23	A	Creighton	45 82	37	H	South Dakota St.	83 82	60	A	Western Ill.	63 80	158	A	Oral Roberts	64 49
								60	H	Western Ill.	74 78	158	H	Oral Roberts	65 67
								60	N	Western Ill.	82 84	184	N	North Texas	85 57
								62	A	IUPUI	47 79	196	A	Nebraska	58 66
								62	H	IUPUI	64 44	239	H	Wofford	89 64
								76	A	South Dakota	56 91	250	H	Indiana St.	72 45
								76	H	South Dakota	52 60	293	A	UMKC	80 57
								76	N	South Dakota	64 58	305	A	North Dakota St.	80 60
								94	A	UCF	41 81	305	H	North Dakota St.	90 64
												309	A	Denver	82 73
												309	H	Denver	100 78
												316	A	Fort Wayne	62 65
												316	H	Fort Wayne	63 49
												324	A	Florida A&M	70 50
LAST 12 Division I GAMES:															
		60 N Western Ill.	82 84			76 A South Dakota	56 91								
		76 N South Dakota	64 58			316 H Fort Wayne	63 49								
		184 N North Texas	85 57			158 A Oral Roberts	64 49								
		106 A Abilene Christian	66 73			60 A Western Ill.	63 80								
		309 H Denver	100 78			62 A IUPUI	47 79								
		305 H North Dakota St.	90 64			37 H South Dakota St.	83 82								

Non-Div I Games: Lincoln (MO) 98 49 York (NE) 106 37

Omaha

Loss, Non-Conf, S Site, H Home A Away N Neutral

Oral Roberts

Through Games Of March 10, 2017

Average RPI Win:	217	WON-LOST	WINNING	LAST 10	STRENGTH OF	OPP. STRENGTH	TEAM	ADJ.	CONF.	ADJ CONF.
Average RPI Loss:	87	RECORD	PCT. RANK	GAMES	SCHEDULE	OF SCHEDULE	RPI	RPI	RPI	RPI
DIV. I ONLY	13- 15	199	4- 6	158	88	158	158	11	11	
DIV. I NON-CONF.	6- 5	148	0- 0	187	13	92	92	10	10	
TOTALS	RPI 1-25	RPI 26-50	W-L RECORDS	RPI 51-100	RPI 101-150	RPI 150+				
13- 15	1- 0	0- 5	OVERALL	1- 7	2- 1	9- 2				
6- 5	0- 0	0- 1	HOME	1- 2	1- 1	4- 1				
7- 9	1- 0	0- 3	AWAY	0- 5	1- 0	5- 1				
0- 1	0- 0	0- 1	NEUTRAL	0- 0	0- 0	0- 0				
6- 5	1- 0	0- 2	NON-CONFERENCE	0- 2	1- 0	4- 1				
3- 0	0- 0	0- 0	HOME	0- 0	1- 0	2- 0				
3- 5	1- 0	0- 2	AWAY	0- 2	0- 0	2- 1				
0- 0	0- 0	0- 0	NEUTRAL	0- 0	0- 0	0- 0				
7- 10	0- 0	0- 3	CONFERENCE	1- 5	1- 1	5- 1				
3- 5	0- 0	0- 1	HOME	1- 2	0- 1	2- 1				
4- 4	0- 0	0- 1	AWAY	0- 3	1- 0	3- 0				
0- 1	0- 0	0- 1	NEUTRAL	0- 0	0- 0	0- 0				

RPI S	Opponent	Score	RPI S	Opponent	Score	RPI S	Opponent	Score	RPI S	Opponent	Score	Team's RPI: 158
19	A Oklahoma	74 67	34	A Arizona St.	52 79	60	A Western Ill.	72 76	143	H Tulsa	76 68	
			37	A South Dakota St.	35 82	60	H Western Ill.	62 76	149	A Omaha	67 65	
			37	H South Dakota St.	57 78	62	A IUPUI	41 53	149	H Omaha	49 64	
			37	N South Dakota St.	50 65	62	H IUPUI	54 45	164	H Missouri St.	78 56	
			45	A Little Rock	50 56	63	A Iowa	76 96	172	A Arkansas	70 60	
						68	A Northwestern	55 64	189	A Kansas	56 64	
						76	A South Dakota	50 79	222	H UT Martin	82 53	
						76	H South Dakota	47 69	305	A North Dakota St.	70 50	
									305	H North Dakota St.	71 64	
									309	A Denver	70 57	
									309	H Denver	45 47	
									316	A Fort Wayne	75 59	
									316	H Fort Wayne	82 56	
									337	A Houston Baptist	75 65	
LAST 12 Division I GAMES:												
			37	N South Dakota St.	50 65	62	H IUPUI	54 45				
			305	H North Dakota St.	71 64	60	H Western Ill.	62 76				
			309	A Denver	70 57	305	A North Dakota St.	70 50				
			76	A South Dakota	50 79	309	H Denver	45 47				
			149	H Omaha	49 64	316	A Fort Wayne	75 59				
			37	A South Dakota St.	35 82	62	A IUPUI	41 53				

Non-Div I Games: Mid-Amer. Christian98 63 Okla. Sci. & Arts 67 35

Oral Roberts

Loss, Non-Conf, S Site, H Home A Away N Neutral

Oregon

Through Games Of March 10, 2017

Average RPI Win:	130	WON-LOST	WINNING	LAST 10	STRENGTH OF	OPP. STRENGTH	TEAM	ADJ.	CONF.	ADJ CONF.
Average RPI Loss:	36	RECORD	PCT. RANK	GAMES	SCHEDULE	OF SCHEDULE	RPI	RPI	RPI	RPI
DIV. I ONLY	20- 13	113	5- 5	16	16	35	35	1	1	
DIV. I NON-CONF.	10- 2	32	0- 0	128	139	42	42	1	1	
TOTALS	RPI 1-25	RPI 26-50	W-L RECORDS	RPI 51-100	RPI 101-150	RPI 150+				
20- 13	2- 8	1- 1	OVERALL	5- 1	6- 3	6- 0				
10- 5	1- 3	1- 0	HOME	2- 1	3- 1	3- 0				
6- 6	0- 3	0- 1	AWAY	3- 0	2- 2	1- 0				
4- 2	1- 2	0- 0	NEUTRAL	0- 0	1- 0	2- 0				
10- 2	0- 1	1- 0	NON-CONFERENCE	0- 0	3- 1	6- 0				
6- 0	0- 0	1- 0	HOME	0- 0	2- 0	3- 0				
2- 1	0- 0	0- 0	AWAY	0- 0	1- 1	1- 0				
2- 1	0- 1	0- 0	NEUTRAL	0- 0	0- 0	2- 0				
10- 11	2- 7	0- 1	CONFERENCE	5- 1	3- 2	0- 0				
4- 5	1- 3	0- 0	HOME	2- 1	1- 1	0- 0				
4- 5	0- 3	0- 1	AWAY	3- 0	1- 1	0- 0				
2- 1	1- 1	0- 0	NEUTRAL	0- 0	1- 0	0- 0				

RPI S	Opponent	Score	RPI S	Opponent	Score	Team's RPI: 35	RPI S	Opponent	Score	RPI S	Opponent	Score
4	A Oregon St.	60 67	34	A Arizona St.	63 68		55	A California	69 66	103	H Washington St.	59 75
4	H Oregon St.	40 43	42	H Michigan St.	88 55		55	H California	49 55	109	A Colorado	66 76
5	N Mississippi St.	63 75					79	A Utah	73 61	109	H Colorado	71 66
6	A Stanford	60 81					79	H Utah	84 66	114	A Clemson	87 59
6	H Stanford	59 65					89	A Southern California	59 53	118	A Ole Miss	67 83
6	N Stanford	56 71					89	H Southern California	73 50	130	H Lamar University	84 67
9	A UCLA	63 79								132	A Arizona	79 65
9	H UCLA	84 75								132	N Arizona	70 63
10	H Washington	77 99								150	H Idaho	73 70
10	N Washington	70 69								186	H UTSA	77 63
										203	N San Jose St.	91 62
										213	N Portland St.	90 46
										241	A Hawaii	86 49
										263	H CSU Bakersfield	77 62
										276	H Portland	81 41
LAST 12 Division I GAMES:												
6	N Stanford	56 71	79	A Utah	73 61							
10	N Washington	70 69	89	H Southern California	73 50							
132	N Arizona	70 63	9	H UCLA	84 75							
6	H Stanford	59 65	34	A Arizona St.	63 68							
55	H California	49 55	132	A Arizona	79 65							
109	A Colorado	66 76	4	A Oregon St.	60 67							

Non-Div I Games:

Oregon

■ Loss,
 ■ Non-Conf, S Site,
 ■ Home
 ■ Away
 N Neutral

Average RPI Win:	92	WON-LOST	WINNING	LAST 10	STRENGTH OF	OPP. STRENGTH	TEAM	ADJ.	CONF.	ADJ CONF.
Average RPI Loss:	33	RECORD	PCT. RANK	GAMES	SCHEDULE	OF SCHEDULE	RPI	RPI	RPI	RPI
DIV. I ONLY	29- 4	5	8- 2	6	25	4	4	1	1	
DIV. I NON-CONF.	11- 1	12	0- 0	44	195	15	15	1	1	
TOTALS	RPI 1-25	RPI 26-50	W-L RECORDS	RPI 51-100	RPI 101-150	RPI 150+				
29- 4	5- 2	4- 1	OVERALL	9- 1	7- 0	4- 0				
14- 2	3- 0	1- 1	HOME	3- 1	3- 0	4- 0				
8- 1	1- 1	2- 0	AWAY	3- 0	2- 0	0- 0				
7- 1	1- 1	1- 0	NEUTRAL	3- 0	2- 0	0- 0				
11- 1	0- 0	1- 1	NON-CONFERENCE	3- 0	3- 0	4- 0				
6- 1	0- 0	0- 1	HOME	1- 0	1- 0	4- 0				
0- 0	0- 0	0- 0	AWAY	0- 0	0- 0	0- 0				
5- 0	0- 0	1- 0	NEUTRAL	2- 0	2- 0	0- 0				
18- 3	5- 2	3- 0	CONFERENCE	6- 1	4- 0	0- 0				
8- 1	3- 0	1- 0	HOME	2- 1	2- 0	0- 0				
8- 1	1- 1	2- 0	AWAY	3- 0	2- 0	0- 0				
2- 1	1- 1	0- 0	NEUTRAL	1- 0	0- 0	0- 0				

RPI	S	Opponent	Score	RPI	S	Opponent	Score	RPI	S	Opponent	Score	RPI	S	Opponent	Score
6	A	Stanford	72 69	28	H	Marquette	73 74	55	A	California	66 56	103	H	Washington St.	80 58
6	H	Stanford	50 47	32	N	Quinnipiac	75 60	55	H	California	71 56	107	N	UNLV	62 59
6	N	Stanford	43 48	34	A	Arizona St.	54 45	55	N	California	65 49	109	A	Colorado	54 49
9	A	UCLA	56 66	35	A	Oregon	43 40	79	A	Utah	63 49	109	H	Colorado	81 57
9	H	UCLA	68 61	35	H	Oregon	67 60	79	H	Utah	70 44	130	H	Lamar University	88 56
9	N	UCLA	63 53					80	N	Oklahoma St.	73 54	132	A	Arizona	65 57
10	H	Washington	73 70					81	H	UC Davis	93 52	150	N	Idaho	60 49
								88	N	BYU	65 56	151	H	Idaho St.	61 38
								89	A	Southern California	74 60	276	H	Portland	62 45
								89	H	Southern California	50 70	287	H	Ark.-Pine Bluff	73 40
												291	H	Southern Utah	77 38
LAST 12 Division I GAMES:															
6	N	Stanford	43 48	109	A	Colorado	54 49								
9	N	UCLA	63 53	9	H	UCLA	68 61								
55	N	California	65 49	89	H	Southern California	50 70								
55	H	California	71 56	132	A	Arizona	65 57								
6	H	Stanford	50 47	34	A	Arizona St.	54 45								
79	A	Utah	63 49	35	H	Oregon	67 60								

Non-Div I Games:

Oregon St.

Pacific

Through Games Of March 10, 2017

Average RPI Win: 225	WON-LOST	WINNING	LAST 10	STRENGTH OF	OPP. STRENGTH	TEAM	ADJ.	CONF.	ADJ CONF.
Average RPI Loss: 132	RECORD	PCT. RANK	GAMES	SCHEDULE	OF SCHEDULE	RPI	RPI	RPI	RPI
DIV. I ONLY	8- 21	288	2- 8	92	172	244	244	15	15
DIV. I NON-CONF.	2- 7	284	0- 0	12	178	179	179	13	13
TOTALS	RPI 1-25	RPI 26-50	W-L RECORDS	RPI 51-100	RPI 101-150	RPI 150+			
8- 21	0- 1	0- 1	OVERALL	1- 6	1- 6	6- 7			
4- 11	0- 0	0- 1	HOME	0- 4	1- 3	3- 3			
3- 9	0- 1	0- 0	AWAY	1- 1	0- 3	2- 4			
1- 1	0- 0	0- 0	NEUTRAL	0- 1	0- 0	1- 0			
2- 7	0- 1	0- 1	NON-CONFERENCE	0- 2	0- 3	2- 0			
1- 5	0- 0	0- 1	HOME	0- 2	0- 2	1- 0			
1- 2	0- 1	0- 0	AWAY	0- 0	0- 1	1- 0			
0- 0	0- 0	0- 0	NEUTRAL	0- 0	0- 0	0- 0			
6- 14	0- 0	0- 0	CONFERENCE	1- 4	1- 3	4- 7			
3- 6	0- 0	0- 0	HOME	0- 2	1- 1	2- 3			
2- 7	0- 0	0- 0	AWAY	1- 1	0- 2	1- 4			
1- 1	0- 0	0- 0	NEUTRAL	0- 1	0- 0	1- 0			

RPI 1-25				RPI 26-50				RPI 51-100				RPI 101+ Team's RPI: 244			
RPI	S	Opponent	Score	RPI	S	Opponent	Score	RPI	S	Opponent	Score	RPI	S	Opponent	Score
9	A	UCLA	55 82	28	H	Marquette	75 89	64	A	Gonzaga	65 63	111	A	St. Mary's (CA)	74 82
								64	H	Gonzaga	58 74	111	H	St. Mary's (CA)	54 63
								64	N	Gonzaga	59 91	115	A	Long Beach St.	58 66
								67	H	Montana St.	66 72	129	H	Northern Colo.	56 60
								81	H	UC Davis	87 95	139	A	San Francisco	64 67
								88	A	BYU	50 68	139	H	San Francisco	63 60
								88	H	BYU	55 68	146	H	Fresno St.	67 74
												161	A	Santa Clara	51 68
												161	H	Santa Clara	51 61
												202	A	Loyola Marymount	64 75
												202	H	Loyola Marymount	52 65
												203	A	San Jose St.	99 96
												223	A	San Diego	71 73
												223	H	San Diego	84 64
												263	H	CSU Bakersfield	91 61
												276	A	Portland	84 74
												276	H	Portland	71 78
												314	A	Pepperdine	58 59
												314	H	Pepperdine	80 79
												314	N	Pepperdine	73 55
LAST 12 Division I GAMES:															
				64	N	Gonzaga	59 91	161	A	Santa Clara	51 68				
				314	N	Pepperdine	73 55	223	A	San Diego	71 73				
				202	A	Loyola Marymount	64 75	314	H	Pepperdine	80 79				
				161	H	Santa Clara	51 61	111	A	St. Mary's (CA)	74 82				
				64	H	Gonzaga	58 74	139	A	San Francisco	64 67				
				276	H	Portland	71 78	202	H	Loyola Marymount	52 65				

Non-Div I Games: UC Merced 111 50 William Jessup 103 65

Pacific

■ Loss,
 ■ Non-Conf,
 ■ S Site,
 ■ Home
 ■ A Away
 N Neutral

Average RPI Win:	177	WON-LOST	WINNING	LAST 10	STRENGTH OF	OPP. STRENGTH	TEAM	ADJ.	CONF.	ADJ CONF.
Average RPI Loss:	103	RECORD	PCT. RANK	GAMES	SCHEDULE	OF SCHEDULE	RPI	RPI	RPI	RPI
DIV. I ONLY	19- 7	58	9- 1	102	108	56	56	8	8	
DIV. I NON-CONF.	6- 6	165	0- 0	227	112	183	183	9	9	
TOTALS	RPI 1-25	RPI 26-50	W-L RECORDS	RPI 51-100	RPI 101-150	RPI 150+				
19- 7	0- 2	2- 0	OVERALL	0- 1	5- 2	12- 2				
7- 5	0- 1	1- 0	HOME	0- 1	3- 1	3- 2				
12- 2	0- 1	1- 0	AWAY	0- 0	2- 1	9- 0				
0- 0	0- 0	0- 0	NEUTRAL	0- 0	0- 0	0- 0				
6- 6	0- 2	0- 0	NON-CONFERENCE	0- 1	0- 1	6- 2				
0- 5	0- 1	0- 0	HOME	0- 1	0- 1	0- 2				
6- 1	0- 1	0- 0	AWAY	0- 0	0- 0	6- 0				
0- 0	0- 0	0- 0	NEUTRAL	0- 0	0- 0	0- 0				
13- 1	0- 0	2- 0	CONFERENCE	0- 0	5- 1	6- 0				
7- 0	0- 0	1- 0	HOME	0- 0	3- 0	3- 0				
6- 1	0- 0	1- 0	AWAY	0- 0	2- 1	3- 0				
0- 0	0- 0	0- 0	NEUTRAL	0- 0	0- 0	0- 0				

RPI 1-25				RPI 26-50				RPI 51-100				Team's RPI: 56	RPI 101+			
RPI	S	Opponent	Score	RPI	S	Opponent	Score	RPI	S	Opponent	Score		RPI	S	Opponent	Score
8	A	Duke	55 68	43	A	Harvard	64 46	66	H	Villanova	48 60		113	H	Saint Joseph's	53 57
18	H	Temple	53 63	43	H	Harvard	63 43						116	A	Princeton	62 57
													116	H	Princeton	52 40
													127	A	Cornell	61 55
													127	H	Cornell	47 34
													133	A	Yale	48 61
													133	H	Yale	66 55
													154	A	CSUN	47 36
													155	A	Brown	71 68
													155	H	Brown	86 60
													170	H	La Salle	56 58
													187	A	UC Riverside	71 55
													194	A	Columbia	64 54
													194	H	Columbia	68 59
													210	H	Binghamton	48 61
													219	A	Dartmouth	60 47
													219	H	Dartmouth	68 38
													231	A	Richmond	47 44
													300	A	Lafayette	64 47
													301	A	Rhode Island	75 43
													341	A	Wagner	63 39
LAST 12 Division I GAMES:																
116	H	Princeton	52 40	155	A	Brown	71 68									
43	A	Harvard	64 46	127	A	Cornell	61 55									
219	A	Dartmouth	60 47	194	A	Columbia	64 54									
194	H	Columbia	68 59	219	H	Dartmouth	68 38									
127	H	Cornell	47 34	43	H	Harvard	63 43									
133	A	Yale	48 61	18	H	Temple	53 63									

Non-Div I Games: Stevens 89 43

Penn

■ Loss,
 ■ Non-Conf,
 ■ S Site,
 ■ Home
 ■ A Away
 N Neutral

Average RPI Win:	169	WON-LOST	WINNING	LAST 10	STRENGTH OF	OPP. STRENGTH	TEAM	ADJ.	CONF.	ADJ CONF.
Average RPI Loss:	69	RECORD	PCT. RANK	GAMES	SCHEDULE	OF SCHEDULE	RPI	RPI	RPI	RPI
DIV. I ONLY	19- 10	94	6- 4	154	60	87	87	6	6	
DIV. I NON-CONF.	10- 2	32	0- 0	288	104	84	84	6	6	
TOTALS	RPI 1-25	RPI 26-50	W-L RECORDS	RPI 51-100	RPI 101-150	RPI 150+				
19- 10	1- 2	1- 3	OVERALL	4- 4	1- 0	12- 1				
14- 1	1- 0	1- 1	HOME	3- 0	1- 0	8- 0				
4- 7	0- 2	0- 2	AWAY	1- 2	0- 0	3- 1				
1- 2	0- 0	0- 0	NEUTRAL	0- 2	0- 0	1- 0				
10- 2	1- 0	0- 0	NON-CONFERENCE	0- 2	1- 0	8- 0				
7- 0	1- 0	0- 0	HOME	0- 0	1- 0	5- 0				
2- 1	0- 0	0- 0	AWAY	0- 1	0- 0	2- 0				
1- 1	0- 0	0- 0	NEUTRAL	0- 1	0- 0	1- 0				
9- 8	0- 2	1- 3	CONFERENCE	4- 2	0- 0	4- 1				
7- 1	0- 0	1- 1	HOME	3- 0	0- 0	3- 0				
2- 6	0- 2	0- 2	AWAY	1- 1	0- 0	1- 1				
0- 1	0- 0	0- 0	NEUTRAL	0- 1	0- 0	0- 0				

RPI 1-25			RPI 26-50			RPI 51-100			Team's RPI: 87	RPI 101+		
RPI	S	Opponent	Score	RPI	S	Opponent	Score	RPI	S	Opponent	Score	
16	A	Maryland	83 89	42	A	Michigan St.	64 73	58	A	Purdue	51 64	148 H Iona 80 67
20	H	Tennessee	70 56	47	H	Michigan	76 75	58	H	Purdue	79 73	163 H Pittsburgh 91 62
25	A	Ohio St.	72 87	50	A	Indiana	66 72	63	H	Iowa	71 58	177 A Boston College 60 56
				50	H	Indiana	70 89	68	A	Northwestern	74 58	185 H American 70 65
								71	N	Georgetown	54 68	196 H Nebraska 86 69
								73	H	Minnesota	77 66	207 A Illinois 80 62
								73	N	Minnesota	64 70	207 H Illinois 82 66
								78	A	Drexel	60 83	208 H Wisconsin 76 46
												224 A Rutgers 45 61
												238 H Akron 84 71
												251 H Marshall 82 80
												261 N Georgia St. 69 42
												318 A Holy Cross 84 48
												327 H Saint Peter's 106 50
LAST 12 Division I GAMES:												
73	N	Minnesota	64 70	68	A	Northwestern	74 58					
47	H	Michigan	76 75	25	A	Ohio St.	72 87					
42	A	Michigan St.	64 73	207	H	Illinois	82 66					
207	A	Illinois	80 62	50	A	Indiana	66 72					
58	H	Purdue	79 73	196	H	Nebraska	86 69					
73	H	Minnesota	77 66	208	H	Wisconsin	76 46					

Non-Div I Games:

Penn St.

■ Loss,
 ■ Non-Conf, S Site,
 ■ Home
 ■ Away
 N Neutral

Pepperdine

Through Games Of March 10, 2017

Average RPI Win:	215	WON-LOST	WINNING	LAST 10	STRENGTH OF	OPP. STRENGTH	TEAM	ADJ.	CONF.	ADJ CONF.
Average RPI Loss:	180	RECORD	PCT. RANK	GAMES	SCHEDULE	OF SCHEDULE	RPI	RPI	RPI	RPI
DIV. I ONLY	7- 23	311	2- 8	243	207	314	314	15	15	
DIV. I NON-CONF.	2- 9	293	0- 0	235	337	318	318	13	13	
TOTALS	RPI 1-25	RPI 26-50	W-L RECORDS	RPI 51-100	RPI 101-150	RPI 150+				
7- 23	0- 1	0- 0	OVERALL	1- 3	1- 6	5- 13				
5- 9	0- 1	0- 0	HOME	1- 1	1- 3	3- 4				
2- 13	0- 0	0- 0	AWAY	0- 2	0- 3	2- 8				
0- 1	0- 0	0- 0	NEUTRAL	0- 0	0- 0	0- 1				
2- 9	0- 1	0- 0	NON-CONFERENCE	0- 0	0- 3	2- 5				
1- 4	0- 1	0- 0	HOME	0- 0	0- 2	1- 1				
1- 5	0- 0	0- 0	AWAY	0- 0	0- 1	1- 4				
0- 0	0- 0	0- 0	NEUTRAL	0- 0	0- 0	0- 0				
5- 14	0- 0	0- 0	CONFERENCE	1- 3	1- 3	3- 8				
4- 5	0- 0	0- 0	HOME	1- 1	1- 1	2- 3				
1- 8	0- 0	0- 0	AWAY	0- 2	0- 2	1- 4				
0- 1	0- 0	0- 0	NEUTRAL	0- 0	0- 0	0- 1				

RPI S	Opponent	Score	RPI S	Opponent	Score	RPI S	Opponent	Score	RPI S	Opponent	Score	Team's RPI: 314
8	H Duke	65 99				64	A Gonzaga	61 83	107	H UNLV	61 68	
						64	H Gonzaga	79 69	111	A St. Mary's (CA)	57 84	
						88	A BYU	49 88	111	H St. Mary's (CA)	60 81	
						88	H BYU	47 73	115	H Long Beach St.	41 44	
									139	A San Francisco	78 84	
									139	H San Francisco	81 59	
									140	A New Mexico St.	66 75	
									161	A Santa Clara	40 61	
									161	H Santa Clara	48 69	
									197	A UC Santa Barbara	57 66	
									202	A Loyola Marymount	60 72	
									202	H Loyola Marymount	78 87	
									223	A San Diego	55 42	
									223	H San Diego	57 40	
									244	A Pacific	79 80	
									244	H Pacific	59 58	
									244 N	Pacific	55 73	
									263	H CSU Bakersfield	62 57	
									273	A Cal Poly	52 62	
									276	A Portland	55 75	
									276	H Portland	61 71	
									285	H Nevada	60 69	
									309	A Denver	67 75	
									332	A Utah Valley	65 72	
									346	A Cal St. Fullerton	69 58	
LAST 12 Division I GAMES:												
244	N	Pacific	55	73	88	A	BYU	49	88			
139	A	San Francisco	78	84	244	A	Pacific	79	80			
111	A	St. Mary's (CA)	57	84	139	H	San Francisco	81	59			
202	H	Loyola Marymount	78	87	64	A	Gonzaga	61	83			
161	H	Santa Clara	48	69	276	A	Portland	55	75			
223	H	San Diego	57	40	111	H	St. Mary's (CA)	60	81			

Non-Div I Games:

Pepperdine

Loss, Non-Conf, S Site, H Home A Away N Neutral

Pittsburgh

Through Games Of March 10, 2017

Average RPI Win:	218	WON-LOST	WINNING	LAST 10	STRENGTH OF	OPP. STRENGTH	TEAM	ADJ.	CONF.	ADJ CONF.
Average RPI Loss:	54	RECORD	PCT. RANK	GAMES	SCHEDULE	OF SCHEDULE	RPI	RPI	RPI	RPI
DIV. I ONLY	12- 17	221	1- 9	60	58	163	163	3	3	
DIV. I NON-CONF.	8- 4	97	0- 0	251	292	184	184	4	4	
TOTALS	RPI 1-25	RPI 26-50	W-L RECORDS	RPI 51-100	RPI 101-150	RPI 150+				
12- 17	0- 6	0- 3	OVERALL	1- 4	3- 4	8- 0				
10- 6	0- 2	0- 1	HOME	1- 1	3- 2	6- 0				
0- 10	0- 4	0- 2	AWAY	0- 3	0- 1	0- 0				
2- 1	0- 0	0- 0	NEUTRAL	0- 0	0- 1	2- 0				
8- 4	0- 0	0- 0	NON-CONFERENCE	0- 2	1- 2	7- 0				
6- 2	0- 0	0- 0	HOME	0- 1	1- 1	5- 0				
0- 2	0- 0	0- 0	AWAY	0- 1	0- 1	0- 0				
2- 0	0- 0	0- 0	NEUTRAL	0- 0	0- 0	2- 0				
4- 13	0- 6	0- 3	CONFERENCE	1- 2	2- 2	1- 0				
4- 4	0- 2	0- 1	HOME	1- 0	2- 1	1- 0				
0- 8	0- 4	0- 2	AWAY	0- 2	0- 0	0- 0				
0- 1	0- 0	0- 0	NEUTRAL	0- 0	0- 1	0- 0				

RPI S Opponent	Score	RPI S Opponent	Score	RPI S Opponent	Score	RPI S Opponent	Score	Team's RPI: 163
2 A Notre Dame	54 86	31 A Syracuse	65 93	52 H Virginia	62 54	105 H Virginia Tech	72 64	
8 A Duke	48 62	31 H Syracuse	57 73	58 H Purdue	61 67	114 H Clemson	46 54	
11 A Louisville	52 73	38 A North Carolina St.	42 55	61 A Georgia Tech	57 71	117 H Charlotte	63 70	
11 H Louisville	48 63			86 A Wake Forest	48 57	120 H North Carolina	68 48	
12 A Florida St.	48 79			87 A Penn St.	62 91	120 N North Carolina	60 72	
15 H Miami (FL)	50 82					124 A Duquesne	54 63	
						127 H Cornell	56 44	
						177 H Boston College	56 43	
						246 H Bryant	76 60	
						268 H Loyola Maryland	74 44	
						279 N McNeese	71 65	
						288 H Mt. St. Mary's	89 54	
						304 N UTEP	71 46	
						319 H Youngstown St.	63 50	
						326 H Loyola Chicago	59 35	
LAST 12 Division I GAMES:								
120 N North Carolina	60 72	114 H Clemson	46 54					
31 H Syracuse	57 73	86 A Wake Forest	48 57					
12 A Florida St.	48 79	31 A Syracuse	65 93					
61 A Georgia Tech	57 71	11 H Louisville	48 63					
105 H Virginia Tech	72 64	38 A North Carolina St.	42 55					
8 A Duke	48 62	52 H Virginia	62 54					

Non-Div I Games: Slippery Rock 94 48

Pittsburgh

Loss, Non-Conf, S Site, H Home A Away N Neutral

Average RPI Win: 257		WON-LOST	WINNING	LAST 10	STRENGTH OF	OPP. STRENGTH	TEAM	ADJ.	CONF.	ADJ CONF.
Average RPI Loss: 129		RECORD	PCT. RANK	GAMES	SCHEDULE	OF SCHEDULE	RPI	RPI	RPI	RPI
DIV. I ONLY		5- 24	324	2- 7	97	133	276	276	15	15
DIV. I NON-CONF.		1- 9	323	0- 0	21	50	226	226	13	13
TOTALS		RPI 1-25	RPI 26-50	W-L RECORDS	RPI 51-100	RPI 101-150	RPI 150+			
5- 24	0- 2		0- 2	OVERALL	0- 7	0- 4	5- 9			
3- 9	0- 1		0- 0	HOME	0- 3	0- 2	3- 3			
2- 13	0- 1		0- 2	AWAY	0- 3	0- 2	2- 5			
0- 2	0- 0		0- 0	NEUTRAL	0- 1	0- 0	0- 1			
1- 9	0- 2		0- 2	NON-CONFERENCE	0- 3	0- 0	1- 2			
1- 2	0- 1		0- 0	HOME	0- 1	0- 0	1- 0			
0- 6	0- 1		0- 2	AWAY	0- 1	0- 0	0- 2			
0- 1	0- 0		0- 0	NEUTRAL	0- 1	0- 0	0- 0			
4- 15	0- 0		0- 0	CONFERENCE	0- 4	0- 4	4- 7			
2- 7	0- 0		0- 0	HOME	0- 2	0- 2	2- 3			
2- 7	0- 0		0- 0	AWAY	0- 2	0- 2	2- 3			
0- 1	0- 0		0- 0	NEUTRAL	0- 0	0- 0	0- 1			

RPI 1-25				RPI 26-50				RPI 51-100				RPI 101+				Team's RPI: 276	
RPI	S	Opponent	Score	RPI	S	Opponent	Score	RPI	S	Opponent	Score	RPI	S	Opponent	Score		
4	A	Oregon St.	45 62	35	A	Oregon	41 81	64	A	Gonzaga	55 67	111	A	St. Mary's (CA)	76 92		
10	H	Washington	53 83	48	A	Boise St.	60 74	64	H	Gonzaga	50 85	111	H	St. Mary's (CA)	65 75		
								67	H	Montana St.	66 70	139	A	San Francisco	71 83		
								81	A	UC Davis	52 66	139	H	San Francisco	56 75		
								88	A	BYU	60 73	161	A	Santa Clara	56 68		
								88	H	BYU	38 77	161	H	Santa Clara	44 56		
								89	N	Southern California	54 67	202	A	Loyola Marymount	54 69		
												202	H	Loyola Marymount	71 56		
												213	H	Portland St.	79 68		
												223	A	San Diego	40 57		
												223	H	San Diego	54 72		
												223	N	San Diego	47 74		
												237	A	Weber St.	37 76		
												244	A	Pacific	78 71		
												244	H	Pacific	74 84		
												285	A	Nevada	59 72		
												314	A	Pepperdine	71 61		
												314	H	Pepperdine	75 55		
LAST 12 Division I GAMES:																	
				223	N	San Diego	47 74	111	H	St. Mary's (CA)	65 75						
				223	H	San Diego	54 72	88	H	BYU	38 77						
				88	A	BYU	60 73	161	A	Santa Clara	56 68						
				139	A	San Francisco	71 83	223	A	San Diego	40 57						
				244	A	Pacific	78 71	314	H	Pepperdine	75 55						
				202	H	Loyola Marymount	71 56	64	H	Gonzaga	50 85						

Non-Div I Games:	Alas. Anchorage	66	57
------------------	-----------------	----	----

Portland

Loss, Non-Conf, S Site, H Home A Away N Neutral

Average RPI Win:	259	WON-LOST	WINNING	LAST 10	STRENGTH OF	OPP. STRENGTH	TEAM	ADJ.	CONF.	ADJ CONF.
Average RPI Loss:	148	RECORD	PCT. RANK	GAMES	SCHEDULE	OF SCHEDULE	RPI	RPI	RPI	RPI
DIV. I ONLY	15- 17	190	6- 4	282	210	213	213	20	20	
DIV. I NON-CONF.	5- 6	186	0- 0	312	125	224	224	18	18	
TOTALS	RPI 1-25	RPI 26-50	W-L RECORDS	RPI 51-100	RPI 101-150	RPI 150+				
15- 17	0- 1	0- 2	OVERALL	1- 1	2- 6	12- 7				
7- 4	0- 0	0- 0	HOME	1- 0	1- 3	5- 1				
4- 10	0- 0	0- 0	AWAY	0- 0	0- 0	4- 1				
4- 3	0- 1	0- 1	NEUTRAL	0- 0	1- 0	3- 1				
5- 6	0- 1	0- 2	NON-CONFERENCE	0- 0	0- 1	5- 2				
2- 0	0- 0	0- 0	HOME	0- 0	0- 0	2- 0				
1- 4	0- 0	0- 1	AWAY	0- 0	0- 1	1- 2				
2- 2	0- 1	0- 1	NEUTRAL	0- 0	0- 0	2- 0				
10- 11	0- 0	0- 0	CONFERENCE	1- 1	2- 5	7- 5				
5- 4	0- 0	0- 0	HOME	1- 0	1- 3	3- 1				
3- 6	0- 0	0- 0	AWAY	0- 1	0- 2	3- 3				
2- 1	0- 0	0- 0	NEUTRAL	0- 0	1- 0	1- 1				

RPI 1-25				RPI 26-50				RPI 51-100				RPI 101+				Team's RPI: 213	
RPI	S	Opponent	Score	RPI	S	Opponent	Score	RPI	S	Opponent	Score	RPI	S	Opponent	Score		
19	N	Oklahoma	60 74	35	N	Oregon	46 90	67	A	Montana St.	76 83	129	A	Northern Colo.	62 91		
				48	A	Boise St.	76 94	67	H	Montana St.	69 65	129	H	Northern Colo.	50 57		
												131	A	North Dakota	61 65		
												131	H	North Dakota	81 67		
												131	N	North Dakota	65 62		
												132	A	Arizona	52 75		
												136	H	Eastern Wash.	62 68		
												150	H	Idaho	66 72		
												151	A	Idaho St.	47 53		
												151	N	Idaho St.	50 54		
												154	A	CSUN	72 99		
												215	A	Seattle U	79 71		
												237	A	Weber St.	75 85		
												272	N	Kennesaw St.	71 61		
												276	A	Portland	68 79		
												286	A	Sacramento St.	88 86		
												286	H	Sacramento St.	68 77		
												291	A	Southern Utah	64 82		
												291	H	Southern Utah	81 74		
												294	A	Northern Ariz.	74 73		
												294	H	Northern Ariz.	56 55		
												294	N	Northern Ariz.	88 76		
												297	N	Northern Ky.	77 54		
												323	A	Montana	64 44		
												323	H	Montana	68 45		
												328	H	UC Irvine	79 73		
LAST 12 Division I GAMES:																	
				151	N	Idaho St.	50 54	291	A	Southern Utah	64 82						
				131	N	North Dakota	65 62	323	H	Montana	68 45						
				294	N	Northern Ariz.	88 76	67	H	Montana St.	69 65						
				131	H	North Dakota	81 67	237	A	Weber St.	75 85						
				129	H	Northern Colo.	50 57	151	A	Idaho St.	47 53						
				294	A	Northern Ariz.	74 73	136	H	Eastern Wash.	62 68						

Non-Div I Games: Pacific Union 93 61

Portland St.

■ Loss,
■ Non-Conf, S Site,
■ Home
■ Away
N Neutral

RPI	S	Opponent	Score
346	H	Cal St. Fullerton	81 73

P
o
r
t
l
a
n
d
S
t
.

P
o
r
t
l
a
n
d
S
t
.

Portland St.

Prairie View

Through Games Of March 10, 2017

Average RPI Win:	276	WON-LOST	WINNING	LAST 10	STRENGTH OF	OPP. STRENGTH	TEAM	ADJ.	CONF.	ADJ CONF.
Average RPI Loss:	186	RECORD	PCT. RANK	GAMES	SCHEDULE	OF SCHEDULE	RPI	RPI	RPI	RPI
DIV. I ONLY	13- 18	219	5- 5	289	324	267	267	30	30	
DIV. I NON-CONF.	5- 7	205	0- 0	111	202	172	172	30	30	
TOTALS	RPI 1-25	RPI 26-50	W-L RECORDS	RPI 51-100	RPI 101-150	RPI 150+				
13- 18	0- 2	0- 0	OVERALL	0- 2	0- 1	13- 13				
11- 2	0- 0	0- 0	HOME	0- 0	0- 0	11- 2				
1- 16	0- 0	0- 0	AWAY	0- 0	0- 0	1- 2				
1- 0	0- 0	0- 0	NEUTRAL	0- 0	0- 0	1- 0				
5- 7	0- 2	0- 0	NON-CONFERENCE	0- 2	0- 1	5- 2				
4- 0	0- 0	0- 0	HOME	0- 0	0- 0	4- 0				
0- 7	0- 2	0- 0	AWAY	0- 2	0- 1	0- 2				
1- 0	0- 0	0- 0	NEUTRAL	0- 0	0- 0	1- 0				
8- 11	0- 0	0- 0	CONFERENCE	0- 0	0- 0	8- 11				
7- 2	0- 0	0- 0	HOME	0- 0	0- 0	7- 2				
1- 9	0- 0	0- 0	AWAY	0- 0	0- 0	1- 9				
0- 0	0- 0	0- 0	NEUTRAL	0- 0	0- 0	0- 0				

RPI 1-25				RPI 26-50				RPI 51-100				RPI 101+ Team's RPI: 267			
RPI	S	Opponent	Score	RPI	S	Opponent	Score	RPI	S	Opponent	Score	RPI	S	Opponent	Score
17	A	DePaul	62 94					99	A	SFA	64 88	104	A	Texas Tech	43 85
21	A	Texas A&M	62 90					100	A	SMU	54 61	156	A	Rice	57 68
												167	H	Bethune-Cookman	66 64
												169	H	Texas St.	64 60
												178	A	Texas Southern	51 73
												178	A	Texas Southern	45 65
												178	H	Texas Southern	62 70
												199	A	Grambling	55 60
												199	H	Grambling	51 49
												209	A	Alabama St.	61 74
												209	H	Alabama St.	61 75
												230	A	Southern U.	72 86
												230	H	Southern U.	70 63
												236	A	UTRGV	74 82
												251	N	Marshall	78 68
												287	A	Ark.-Pine Bluff	47 64
												287	H	Ark.-Pine Bluff	62 57
												295	H	Nicholls St.	69 67
												307	A	Alcorn	55 62
												307	H	Alcorn	69 60
												313	A	Mississippi Val.	55 64
												313	H	Mississippi Val.	96 65
												334	A	Jackson St.	60 74
												334	H	Jackson St.	73 63
												340	H	Sam Houston St.	75 65
												349	A	Alabama A&M	63 50
LAST 12 Division I GAMES:															
178	A	Texas Southern	45 65	313	H	Mississippi Val.	96 65								
307	H	Alcorn	69 60	199	A	Grambling	55 60								
230	H	Southern U.	70 63	334	A	Jackson St.	60 74								
209	A	Alabama St.	61 74	178	A	Texas Southern	51 73								
349	A	Alabama A&M	63 50	209	H	Alabama St.	61 75								
287	H	Ark.-Pine Bluff	62 57	349	H	Alabama A&M	71 47								

Non-Div I Games:

Prairie View

Loss, Non-Conf, S Site, H Home A Away N Neutral

RPI	S	Opponent	Score
349	H	Alabama A&M	71 47

P
r
a
i
r
i
e
V
i
e
w

P
r
a
i
r
i
e
V
i
e
w

Prairie View

Presbyterian

Through Games Of March 10, 2017

Average RPI Win:	276	WON-LOST	WINNING	LAST 10	STRENGTH OF	OPP. STRENGTH	TEAM	ADJ.	CONF.	ADJ CONF.
Average RPI Loss:	164	RECORD	PCT. RANK	GAMES	SCHEDULE	OF SCHEDULE	RPI	RPI	RPI	RPI
DIV. I ONLY	13- 17	210	6- 4	208	314	216	216	28	28	
DIV. I NON-CONF.	2- 9	293	0- 0	73	261	217	217	28	28	
TOTALS	RPI 1-25	RPI 26-50	W-L RECORDS	RPI 51-100	RPI 101-150	RPI 150+				
13- 17	0- 0	0- 1	OVERALL	0- 3	1- 3	12- 10				
6- 6	0- 0	0- 0	HOME	0- 2	1- 0	5- 4				
6- 10	0- 0	0- 1	AWAY	0- 1	0- 3	6- 5				
1- 1	0- 0	0- 0	NEUTRAL	0- 0	0- 0	1- 1				
2- 9	0- 0	0- 1	NON-CONFERENCE	0- 3	0- 2	2- 3				
0- 3	0- 0	0- 0	HOME	0- 2	0- 0	0- 1				
2- 5	0- 0	0- 1	AWAY	0- 1	0- 2	2- 1				
0- 1	0- 0	0- 0	NEUTRAL	0- 0	0- 0	0- 1				
11- 8	0- 0	0- 0	CONFERENCE	0- 0	1- 1	10- 7				
6- 3	0- 0	0- 0	HOME	0- 0	1- 0	5- 3				
4- 5	0- 0	0- 0	AWAY	0- 0	0- 1	4- 4				
1- 0	0- 0	0- 0	NEUTRAL	0- 0	0- 0	1- 0				

RPI S	Opponent	Score	RPI S	Opponent	Score	RPI S	Opponent	Score	RPI S	Opponent	Score	Team's RPI: 216
50	A Indiana	37 71	57	H Belmont	58 83	105	A Virginia Tech	36 67				
			64	A Gonzaga	39 79	117	A Charlotte	63 71				
			65	H Chattanooga	48 56	125	A Radford	50 60				
						125	H Radford	58 54				
						171	A East Carolina	46 54				
						178	N Texas Southern	62 74				
						192	A Campbell	42 50				
						192	H Campbell	39 49				
						201	A UNCG	69 62				
						221	A UNC Asheville	52 47				
						221	H UNC Asheville	60 67				
						232	A High Point	60 87				
						232	H High Point	64 72				
						232	N High Point	55 48				
						235	A Liberty	60 68				
						235	H Liberty	56 55				
						240	A Charleston So.	34 52				
						240	H Charleston So.	50 48				
						312	A Gardner-Webb	56 55				
						312	H Gardner-Webb	58 47				
						315	H USC Upstate	48 55				
						335	A N.C. Central	72 63				
						342	A Longwood	63 62				
						342	H Longwood	65 55				
						345	A Winthrop	78 39				
						345	H Winthrop	64 50				
LAST 12 Division I GAMES:												
232	N	High Point	55	48	312	H	Gardner-Webb	58	47			
342	A	Longwood	63	62	235	H	Liberty	56	55			
345	H	Winthrop	64	50	221	A	UNC Asheville	52	47			
232	H	High Point	64	72	240	A	Charleston So.	34	52			
192	A	Campbell	42	50	125	H	Radford	58	54			
125	A	Radford	50	60	232	A	High Point	60	87			

Non-Div I Games:

Presbyterian

Loss, Non-Conf, S Site, H Home A Away N Neutral

Average RPI Win:	188	WON-LOST	WINNING	LAST 10	STRENGTH OF	OPP. STRENGTH	TEAM	ADJ.	CONF.	ADJ CONF.
Average RPI Loss:	96	RECORD	PCT. RANK	GAMES	SCHEDULE	OF SCHEDULE	RPI	RPI	RPI	RPI
DIV. I ONLY	15- 12	136	7- 3	104	93	116	116	8	8	
DIV. I NON-CONF.	6- 7	182	0- 0	232	49	193	193	9	9	
TOTALS	RPI 1-25	RPI 26-50	W-L RECORDS	RPI 51-100	RPI 101-150	RPI 150+				
15- 12	0- 1	2- 1	OVERALL	0- 4	3- 4	10- 2				
8- 5	0- 0	1- 1	HOME	0- 1	1- 2	6- 1				
7- 7	0- 1	1- 0	AWAY	0- 3	2- 2	4- 1				
0- 0	0- 0	0- 0	NEUTRAL	0- 0	0- 0	0- 0				
6- 7	0- 1	0- 1	NON-CONFERENCE	0- 2	0- 3	6- 0				
4- 2	0- 0	0- 1	HOME	0- 0	0- 1	4- 0				
2- 5	0- 1	0- 0	AWAY	0- 2	0- 2	2- 0				
0- 0	0- 0	0- 0	NEUTRAL	0- 0	0- 0	0- 0				
9- 5	0- 0	2- 0	CONFERENCE	0- 2	3- 1	4- 2				
4- 3	0- 0	1- 0	HOME	0- 1	1- 1	2- 1				
5- 2	0- 0	1- 0	AWAY	0- 1	2- 0	2- 1				
0- 0	0- 0	0- 0	NEUTRAL	0- 0	0- 0	0- 0				

RPI S	Opponent	Score	RPI S	Opponent	Score	RPI S	Opponent	Score	RPI S	Opponent	Score	Team's RPI: 116
22	A Kansas St.	42 60	33	H Dayton	56 62	53	A George Washington	45 56	108	H Rider	62 70	
			43	A Harvard	64 60	56	A Penn	40 52	119	A Fordham	55 57	
			43	H Harvard	63 58	56	H Penn	57 62	127	A Cornell	58 54	
						61	A Georgia Tech	51 67	127	H Cornell	44 55	
									133	A Yale	69 47	
									133	H Yale	74 62	
									138	A Delaware	62 66	
									155	A Brown	81 75	
									155	H Brown	88 98	
									194	A Columbia	62 52	
									194	H Columbia	78 54	
									198	H Seton Hall	94 67	
									211	A UMBC	69 58	
									219	A Dartmouth	56 58	
									219	H Dartmouth	85 55	
									224	H Rutgers	64 34	
									298	A Lipscomb	71 43	
									300	H Lafayette	65 27	
									341	H Wagner	107 44	
LAST 12 Division I GAMES:												
56	A Penn	40 52	133	A Yale	69 47							
219	A Dartmouth	56 58	194	A Columbia	62 52							
43	A Harvard	64 60	127	A Cornell	58 54							
127	H Cornell	44 55	43	H Harvard	63 58							
194	H Columbia	78 54	219	H Dartmouth	85 55							
155	A Brown	81 75	133	H Yale	74 62							

Non-Div I Games:

Princeton

■ Loss,
 ■ Non-Conf,
 ■ S Site,
 ■ H Home
 ■ A Away
 N Neutral

Providence

Through Games Of March 10, 2017

Average RPI Win:	221	WON-LOST	WINNING	LAST 10	STRENGTH OF	OPP. STRENGTH	TEAM	ADJ.	CONF.	ADJ CONF.
Average RPI Loss:	103	RECORD	PCT. RANK	GAMES	SCHEDULE	OF SCHEDULE	RPI	RPI	RPI	RPI
DIV. I ONLY	12- 18	224	3- 7	169	86	195	195	7	7	
DIV. I NON-CONF.	8- 3	67	0- 0	313	284	123	123	7	7	
TOTALS	RPI 1-25	RPI 26-50	W-L RECORDS	RPI 51-100	RPI 101-150	RPI 150+				
12- 18	0- 4	1- 1	OVERALL	0- 6	0- 0	11- 7				
6- 6	0- 2	1- 0	HOME	0- 3	0- 0	5- 1				
4- 11	0- 2	0- 1	AWAY	0- 3	0- 0	4- 5				
2- 1	0- 0	0- 0	NEUTRAL	0- 0	0- 0	2- 1				
8- 3	0- 0	0- 0	NON-CONFERENCE	0- 0	0- 0	8- 3				
3- 0	0- 0	0- 0	HOME	0- 0	0- 0	3- 0				
3- 3	0- 0	0- 0	AWAY	0- 0	0- 0	3- 3				
2- 0	0- 0	0- 0	NEUTRAL	0- 0	0- 0	2- 0				
4- 15	0- 4	1- 1	CONFERENCE	0- 6	0- 0	3- 4				
3- 6	0- 2	1- 0	HOME	0- 3	0- 0	2- 1				
1- 8	0- 2	0- 1	AWAY	0- 3	0- 0	1- 2				
0- 1	0- 0	0- 0	NEUTRAL	0- 0	0- 0	0- 1				

RPI S	Opponent	Score	RPI S	Opponent	Score	RPI S	Opponent	Score	RPI S	Opponent	Score	Team's RPI: 195
17	A DePaul	56 61	28	A Marquette	74 79	66	A Villanova	43 61	155	A Brown	70 77	
17	H DePaul	55 64	28	H Marquette	66 64	66	H Villanova	59 64	177	A Boston College	53 57	
23	A Creighton	57 88				69	A St. John's (NY)	50 60	183	A Hartford	77 65	
23	H Creighton	51 58				69	H St. John's (NY)	47 71	194	A Columbia	64 66	
						71	A Georgetown	70 72	198	A Seton Hall	43 55	
						71	H Georgetown	39 71	198	H Seton Hall	74 57	
									198	N Seton Hall	60 73	
									206	A Xavier	57 67	
									206	H Xavier	51 54	
									210	H Binghamton	71 58	
									218	A UNCW	65 49	
									220	A Monmouth	62 58	
									246	N Bryant	62 51	
									248	N Miami (OH)	75 59	
									259	A Butler	64 58	
									259	H Butler	68 51	
									275	H Colgate	92 85	
									305	H North Dakota St.	86 63	
LAST 12 Division I GAMES:												
198	N Seton Hall	60 73	66	A Villanova	43 61							
206	A Xavier	57 67	71	A Georgetown	70 72							
259	A Butler	64 58	17	H DePaul	55 64							
198	H Seton Hall	74 57	28	H Marquette	66 64							
69	H St. John's (NY)	47 71	69	A St. John's (NY)	50 60							
23	A Creighton	57 88	198	A Seton Hall	43 55							

Non-Div I Games:

Providence

■ Loss,
■ Non-Conf,
■ S Site,
■ H Home
■ A Away
N Neutral

P
u
r
d
u
eP
u
r
d
u
e

Purdue

Page 258

RPI	S	Opponent	Score	
327	A	Saint Peter's	84	51
327	H	Saint Peter's	82	47

Q
u
i
n
n
i
p
i
a
c

Q
u
i
n
n
i
p
i
a
c

Quinnipiac

Average RPI Win: 257	WON-LOST	WINNING	LAST 10	STRENGTH OF	OPP. STRENGTH	TEAM	ADJ.	CONF.	ADJ CONF.
Average RPI Loss: 176	RECORD	PCT. RANK	GAMES	SCHEDULE	OF SCHEDULE	RPI	RPI	RPI	RPI
DIV. I ONLY	21- 7	39	8- 2	325	279	125	125	28	28
DIV. I NON-CONF.	6- 3	97	0- 0	296	41	96	96	28	28
TOTALS	RPI 1-25	RPI 26-50	W-L RECORDS	RPI 51-100	RPI 101-150	RPI 150+			
21- 7	0- 1	0- 0	OVERALL	1- 0	0- 1	20- 5			
11- 0	0- 0	0- 0	HOME	0- 0	0- 0	11- 0			
9- 7	0- 0	0- 0	AWAY	1- 0	0- 1	8- 1			
1- 0	0- 0	0- 0	NEUTRAL	0- 0	0- 0	1- 0			
6- 3	0- 1	0- 0	NON-CONFERENCE	1- 0	0- 1	5- 1			
2- 0	0- 0	0- 0	HOME	0- 0	0- 0	2- 0			
4- 3	0- 1	0- 0	AWAY	1- 0	0- 1	3- 1			
0- 0	0- 0	0- 0	NEUTRAL	0- 0	0- 0	0- 0			
15- 4	0- 0	0- 0	CONFERENCE	0- 0	0- 0	15- 4			
9- 0	0- 0	0- 0	HOME	0- 0	0- 0	9- 0			
5- 4	0- 0	0- 0	AWAY	0- 0	0- 0	5- 4			
1- 0	0- 0	0- 0	NEUTRAL	0- 0	0- 0	1- 0			

RPI 1-25				RPI 26-50				RPI 51-100				RPI 101+ Team's RPI: 125			
RPI	S	Opponent	Score	RPI	S	Opponent	Score	RPI	S	Opponent	Score	RPI	S	Opponent	Score
14	A	Kentucky	36 59					86	A	Wake Forest	68 60	105	A	Virginia Tech	52 71
												192	A	Campbell	61 42
												192	H	Campbell	49 48
												193	A	George Mason	56 70
												201	A	UNCG	70 54
												214	A	Appalachian St.	57 54
												216	A	Presbyterian	54 58
												216	H	Presbyterian	60 50
												221	A	UNC Asheville	64 62
												221	H	UNC Asheville	76 73
												232	A	High Point	64 74
												232	H	High Point	59 56
												235	A	Liberty	48 49
												235	H	Liberty	76 68
												240	A	Charleston So.	45 57
												240	H	Charleston So.	67 59
												277	A	Davidson	44 40
												278	H	Western Caro.	67 39
												282	H	Tennessee Tech	79 46
												312	A	Gardner-Webb	51 42
												312	H	Gardner-Webb	67 57
												312	N	Gardner-Webb	54 51
												342	A	Longwood	74 34
												342	H	Longwood	73 55
												345	A	Winthrop	60 50
												345	H	Winthrop	74 49
LAST 12 Division I GAMES:															
				312	N	Gardner-Webb	54 51					342	A	Longwood	74 34
				232	A	High Point	64 74					240	H	Charleston So.	67 59
				192	H	Campbell	49 48					235	A	Liberty	48 49
				221	H	UNC Asheville	76 73					345	H	Winthrop	74 49
				312	A	Gardner-Webb	51 42					216	A	Presbyterian	54 58
				216	H	Presbyterian	60 50					221	A	UNC Asheville	64 62

Non-Div I Games: Concord 78 51 Davis & Elkins 67 57

Radford

Loss, Non-Conf, S Site, H Home A Away N Neutral

Rhode Island

Through Games Of March 10, 2017

Average RPI Win:	234	WON-LOST	WINNING	LAST 10	STRENGTH OF	OPP. STRENGTH	TEAM	ADJ.	CONF.	ADJ CONF.
Average RPI Loss:	152	RECORD	PCT. RANK	GAMES	SCHEDULE	OF SCHEDULE	RPI	RPI	RPI	RPI
DIV. I ONLY	6- 23	316	2- 8	192	140	301	301	12	12	
DIV. I NON-CONF.	4- 8	230	0- 0	182	164	232	232	12	12	
TOTALS	RPI 1-25	RPI 26-50	W-L RECORDS	RPI 51-100	RPI 101-150	RPI 150+				
6- 23	0- 0	0- 4	OVERALL	0- 3	1- 4	5- 12				
4- 9	0- 0	0- 1	HOME	0- 3	1- 2	3- 3				
2- 13	0- 0	0- 3	AWAY	0- 0	0- 2	2- 8				
0- 1	0- 0	0- 0	NEUTRAL	0- 0	0- 0	0- 1				
4- 8	0- 0	0- 3	NON-CONFERENCE	0- 1	0- 0	4- 4				
2- 3	0- 0	0- 1	HOME	0- 1	0- 0	2- 1				
2- 4	0- 0	0- 2	AWAY	0- 0	0- 0	2- 2				
0- 1	0- 0	0- 0	NEUTRAL	0- 0	0- 0	0- 1				
2- 15	0- 0	0- 1	CONFERENCE	0- 2	1- 4	1- 8				
2- 6	0- 0	0- 0	HOME	0- 2	1- 2	1- 2				
0- 9	0- 0	0- 1	AWAY	0- 0	0- 2	0- 6				
0- 0	0- 0	0- 0	NEUTRAL	0- 0	0- 0	0- 0				

RPI	S	Opponent	Score	RPI	S	Opponent	Score	RPI	S	Opponent	Score	RPI	S	Opponent	Score	Team's RPI: 301
31	A	Syracuse	49 95	53	H	George Washington	44 72	113	A	Saint Joseph's	51 77					
33	A	Dayton	51 81	56	H	Penn	43 75	113	H	Saint Joseph's	49 75					
42	H	Michigan St.	48 85	92	H	Saint Louis	50 68	119	H	Fordham	69 74					
49	A	Toledo	50 65					124	H	Duquesne	71 69					
								147	A	VCU	57 68					
								155	A	Brown	65 76					
								165	A	Fairfield	72 65					
								170	A	La Salle	51 70					
								170	H	La Salle	49 58					
								189	A	Kansas	36 72					
								193	A	George Mason	51 60					
								219	H	Dartmouth	52 62					
								228	H	Samford	78 63					
								231	A	Richmond	51 67					
								231	H	Richmond	53 58					
								233	H	Marist	82 61					
								246	N	Bryant	56 62					
								249	A	St. Bonaventure	69 78					
								277	A	Davidson	64 74					
								311	A	Massachusetts	67 68					
								311	H	Massachusetts	53 50					
								344	A	UMass Lowell	64 57					
LAST 12 Division I GAMES:																
113	A	Saint Joseph's	51 77	231	A	Richmond	51 67									
311	H	Massachusetts	53 50	170	H	La Salle	49 58									
124	H	Duquesne	71 69	33	A	Dayton	51 81									
193	A	George Mason	51 60	113	H	Saint Joseph's	49 75									
277	A	Davidson	64 74	92	H	Saint Louis	50 68									
53	H	George Washington	44 72	147	A	VCU	57 68									

Non-Div I Games:

Rhode Island

■ Loss,
 ■ Non-Conf,
 ■ S Site,
 ■ H Home
 ■ A Away
 N Neutral

Average RPI Win:	251	WON-LOST	WINNING	LAST 10	STRENGTH OF	OPP. STRENGTH	TEAM	ADJ.	CONF.	ADJ CONF.
Average RPI Loss:	112	RECORD	PCT. RANK	GAMES	SCHEDULE	OF SCHEDULE	RPI	RPI	RPI	RPI
DIV. I ONLY	17- 13	127	6- 4	223	188	156	156	14	14	
DIV. I NON-CONF.	8- 2	49	0- 0	327	325	116	116	16	16	
TOTALS	RPI 1-25	RPI 26-50	W-L RECORDS	RPI 51-100	RPI 101-150	RPI 150+				
17- 13	0- 0	0- 2	OVERALL	1- 4	1- 5	15- 2				
8- 5	0- 0	0- 1	HOME	1- 0	0- 3	7- 1				
8- 7	0- 0	0- 1	AWAY	0- 3	1- 2	7- 1				
1- 1	0- 0	0- 0	NEUTRAL	0- 1	0- 0	1- 0				
8- 2	0- 0	0- 1	NON-CONFERENCE	0- 1	0- 0	8- 0				
4- 0	0- 0	0- 0	HOME	0- 0	0- 0	4- 0				
4- 2	0- 0	0- 1	AWAY	0- 1	0- 0	4- 0				
0- 0	0- 0	0- 0	NEUTRAL	0- 0	0- 0	0- 0				
9- 11	0- 0	0- 1	CONFERENCE	1- 3	1- 5	7- 2				
4- 5	0- 0	0- 1	HOME	1- 0	0- 3	3- 1				
4- 5	0- 0	0- 0	AWAY	0- 2	1- 2	3- 1				
1- 1	0- 0	0- 0	NEUTRAL	0- 1	0- 0	1- 0				

RPI	S	Opponent	Score	RPI	S	Opponent	Score	RPI	S	Opponent	Score	RPI	S	Opponent	Score	Team's RPI: 156
36	A	LSU	55 66	80	A	Oklahoma St.	51 65	117	A	Charlotte	55 52	117	H	Charlotte	51 69	
40	H	Western Ky.	75 80	82	A	Middle Tenn.	61 71	135	A	Old Dominion	66 81	135	H	Old Dominion	47 59	
				82	N	Middle Tenn.	59 61	137	A	Louisiana Tech	51 62	137	H	Louisiana Tech	67 70	
				98	A	Southern Miss.	60 79	178	A	Texas Southern	52 49	184	A	North Texas	51 49	
				98	H	Southern Miss.	76 68	184	H	North Texas	69 77	186	A	UTSA	66 61	
								186	N	UTSA	75 63	191	A	UAB	61 62	
								245	H	Grand Canyon	64 50	251	H	Marshall	84 74	
								267	H	Prairie View	68 57	270	H	A&M-Corpus Christi	70 36	
								304	A	UTEP	80 76	310	H	FIU	74 55	
								331	A	La.-Monroe	93 50	333	A	Incarnate Word	60 43	
								337	A	Houston Baptist	79 53	338	H	Fla. Atlantic	89 55	
								340	H	Sam Houston St.	77 51					
LAST 12 Division I GAMES:																
		82 N Middle Tenn.	59 61			304 A UTEP	80 76									
		186 N UTSA	75 63			186 A UTSA	66 61									
		40 H Western Ky.	75 80			338 H Fla. Atlantic	89 55									
		251 H Marshall	84 74			310 H FIU	74 55									
		137 A Louisiana Tech	51 62			184 H North Texas	69 77									
		98 A Southern Miss.	60 79			117 A Charlotte	55 52									

Non-Div I Games: Huston-Tillotson 96 62

Rice

Average RPI Win: 265	WON-LOST	WINNING	LAST 10	STRENGTH OF	OPP. STRENGTH	TEAM	ADJ.	CONF.	ADJ CONF.
Average RPI Loss: 127	RECORD	PCT. RANK	GAMES	SCHEDULE	OF SCHEDULE	RPI	RPI	RPI	RPI
DIV. I ONLY	13- 17	210	4- 6	264	161	231	231	12	12
DIV. I NON-CONF.	6- 7	182	0- 0	262	278	245	245	12	12
TOTALS	RPI 1-25	RPI 26-50	W-L RECORDS	RPI 51-100	RPI 101-150	RPI 150+			
13- 17	0- 0	0- 1	OVERALL	0- 4	1- 6	12- 6			
6- 8	0- 0	0- 0	HOME	0- 3	1- 1	5- 4			
5- 8	0- 0	0- 1	AWAY	0- 1	0- 5	5- 1			
2- 1	0- 0	0- 0	NEUTRAL	0- 0	0- 0	2- 1			
6- 7	0- 0	0- 0	NON-CONFERENCE	0- 2	0- 1	6- 4			
2- 4	0- 0	0- 0	HOME	0- 2	0- 0	2- 2			
2- 2	0- 0	0- 0	AWAY	0- 0	0- 1	2- 1			
2- 1	0- 0	0- 0	NEUTRAL	0- 0	0- 0	2- 1			
7- 10	0- 0	0- 1	CONFERENCE	0- 2	1- 5	6- 2			
4- 4	0- 0	0- 0	HOME	0- 1	1- 1	3- 2			
3- 6	0- 0	0- 1	AWAY	0- 1	0- 4	3- 0			
0- 0	0- 0	0- 0	NEUTRAL	0- 0	0- 0	0- 0			

RPI S	Opponent	Score	RPI S	Opponent	Score	RPI S	Opponent	Score	RPI S	Opponent	Score	Team's RPI: 231
			33 A Dayton		39 55	52 H Virginia		56 63	113 H Saint Joseph's		70 52	
						53 H George Washington		44 63	119 A Fordham		41 67	
						56 H Penn		44 47	123 A William & Mary		39 67	
						92 A Saint Louis		66 73	124 A Duquesne		61 73	
									147 A VCU		64 72	
									147 A VCU		55 62	
									147 H VCU		55 57	
									160 A Hampton		45 72	
									170 H La Salle		58 63	
									171 H East Carolina		60 71	
									180 N Cleveland St.		65 69	
									193 A George Mason		70 58	
									193 H George Mason		50 54	
									194 H Columbia		58 65	
									214 H Appalachian St.		55 46	
									235 N Liberty		63 54	
									249 H St. Bonaventure		61 54	
									256 A Furman		54 48	
									277 A Davidson		61 52	
									301 A Rhode Island		58 53	
									301 H Rhode Island		67 51	
									311 H Massachusetts		56 45	
									324 N Florida A&M		64 51	
									330 H Morgan St.		54 37	
									338 A Fla. Atlantic		77 67	
LAST 12 Division I GAMES:												
			147 A VCU		64 72	301 H Rhode Island		67 51				
			53 H George Washington		44 63	147 H VCU		55 57				
			92 A Saint Louis		66 73	277 A Davidson		61 52				
			311 H Massachusetts		56 45	124 A Duquesne		61 73				
			193 A George Mason		70 58	193 H George Mason		50 54				
			33 A Dayton		39 55	170 H La Salle		58 63				

Non-Div I Games:

Richmond





■ Loss,
 ■ Non-Conf,
 S Site,
 ■ Home
 ■ Away
 N Neutral

Average RPI Win: 234	WON-LOST	WINNING	LAST 10	STRENGTH OF	OPP. STRENGTH	TEAM	ADJ.	CONF.	ADJ CONF.
Average RPI Loss: 121	RECORD	PCT. RANK	GAMES	SCHEDULE	OF SCHEDULE	RPI	RPI	RPI	RPI
DIV. I ONLY	24- 8	39	8- 2	273	211	108	108	19	19
DIV. I NON-CONF.	6- 3	97	0- 0	326	223	161	161	17	17
TOTALS	RPI 1-25	RPI 26-50	W-L RECORDS	RPI 51-100	RPI 101-150	RPI 150+			
24- 8	0- 0	0- 3	OVERALL	0- 1	3- 0	21- 4			
11- 2	0- 0	0- 1	HOME	0- 0	1- 0	10- 1			
11- 4	0- 0	0- 1	AWAY	0- 1	2- 0	9- 2			
2- 2	0- 0	0- 1	NEUTRAL	0- 0	0- 0	2- 1			
6- 3	0- 0	0- 0	NON-CONFERENCE	0- 1	1- 0	5- 2			
3- 0	0- 0	0- 0	HOME	0- 0	0- 0	3- 0			
3- 2	0- 0	0- 0	AWAY	0- 1	1- 0	2- 1			
0- 1	0- 0	0- 0	NEUTRAL	0- 0	0- 0	0- 1			
18- 5	0- 0	0- 3	CONFERENCE	0- 0	2- 0	16- 2			
8- 2	0- 0	0- 1	HOME	0- 0	1- 0	7- 1			
8- 2	0- 0	0- 1	AWAY	0- 0	1- 0	7- 1			
2- 1	0- 0	0- 1	NEUTRAL	0- 0	0- 0	2- 0			

RPI 1-25				RPI 26-50				RPI 51-100				RPI 101+				Team's RPI: 108	
RPI	S	Opponent	Score	RPI	S	Opponent	Score	RPI	S	Opponent	Score	RPI	S	Opponent	Score		
				32	A	Quinnipiac	53 79	94	A	UCF	30 49	116	A	Princeton	70 62		
				32	H	Quinnipiac	79 91					148	A	Iona	52 36		
				32	N	Quinnipiac	73 81					148	H	Iona	85 65		
												165	A	Fairfield	49 53		
												165	H	Fairfield	67 68		
												165	N	Fairfield	49 36		
												170	H	La Salle	74 61		
												176	A	Siena	62 61		
												176	H	Siena	72 70		
												198	A	Seton Hall	81 89		
												212	A	Towson	79 75		
												220	A	Monmouth	71 69		
												220	H	Monmouth	75 63		
												220	N	Monmouth	67 51		
												233	A	Marist	69 56		
												233	H	Marist	65 46		
												249	N	St. Bonaventure	47 60		
												254	A	Canisius	71 70		
												254	H	Canisius	61 50		
												265	A	Niagara	78 58		
												265	H	Niagara	62 41		
												280	A	Manhattan	53 36		
												280	H	Manhattan	73 64		
												300	H	Lafayette	76 58		
												308	A	Lehigh	75 68		
												325	H	St. Francis Brooklyn	77 60		
LAST 12 Division I GAMES:																	
				32	N	Quinnipiac	73 81	233	H	Marist	65 46						
				165	N	Fairfield	49 36	254	H	Canisius	61 50						
				220	N	Monmouth	67 51	148	A	Iona	52 36						
				165	A	Fairfield	49 53	176	H	Siena	72 70						
				265	H	Niagara	62 41	220	A	Monmouth	71 69						
				220	H	Monmouth	75 63	327	H	Saint Peter's	47 46						

Non-Div I Games:

Rider

 Loss,
  Non-Conf, S Site,
  Home
  Away
 N Neutral

R
i
d
e
r

Rider
RPI S Opponent Score

Through Games Of March 10, 2017

RPI	S	Opponent	Score	
327	A	Saint Peter's	56	43
327	H	Saint Peter's	47	46

R
i
d
e
r

Rider

Average RPI Win:	292	WON-LOST	WINNING	LAST 10	STRENGTH OF	OPP. STRENGTH	TEAM	ADJ.	CONF.	ADJ CONF.
Average RPI Loss:	196	RECORD	PCT. RANK	GAMES	SCHEDULE	OF SCHEDULE	RPI	RPI	RPI	RPI
DIV. I ONLY	20- 10	87	9- 1	336	334	190	190	31	31	
DIV. I NON-CONF.	4- 6	209	0- 0	246	201	201	201	32	32	
TOTALS	RPI 1-25	RPI 26-50	W-L RECORDS	RPI 51-100	RPI 101-150	RPI 150+				
20- 10	0- 0	0- 0	OVERALL	1- 1	0- 3	19- 6				
10- 3	0- 0	0- 0	HOME	0- 0	0- 0	10- 3				
10- 6	0- 0	0- 0	AWAY	1- 1	0- 2	9- 3				
0- 1	0- 0	0- 0	NEUTRAL	0- 0	0- 1	0- 0				
4- 6	0- 0	0- 0	NON-CONFERENCE	1- 1	0- 3	3- 2				
1- 1	0- 0	0- 0	HOME	0- 0	0- 0	1- 1				
3- 4	0- 0	0- 0	AWAY	1- 1	0- 2	2- 1				
0- 1	0- 0	0- 0	NEUTRAL	0- 0	0- 1	0- 0				
16- 4	0- 0	0- 0	CONFERENCE	0- 0	0- 0	16- 4				
9- 2	0- 0	0- 0	HOME	0- 0	0- 0	9- 2				
7- 2	0- 0	0- 0	AWAY	0- 0	0- 0	7- 2				
0- 0	0- 0	0- 0	NEUTRAL	0- 0	0- 0	0- 0				

RPI	S	Opponent	Score	RPI	S	Opponent	Score	RPI	S	Opponent	Score	RPI	S	Opponent	Score	Team's RPI: 190
63	A	Iowa	60	81	95	A	Kent St.	68	65	102	N	Stetson	60	68		
										112	A	Vanderbilt	59	75		
										138	A	Delaware	65	67		
										200	A	Sacred Heart	59	69		
										200	H	Sacred Heart	66	56		
										220	H	Monmouth	56	69		
										227	H	Howard	59	42		
										243	A	Saint Francis (PA)	70	68		
										243	H	Saint Francis (PA)	55	70		
										246	A	Bryant	59	62		
										246	H	Bryant	62	46		
										288	A	Mt. St. Mary's	50	44		
										288	H	Mt. St. Mary's	70	58		
										300	A	Lafayette	62	51		
										306	A	Central Conn. St.	62	39		
										306	H	Central Conn. St.	55	46		
										306	H	Central Conn. St.	70	62		
										310	A	FIU	57	59		
										325	A	St. Francis Brooklyn	61	54		
										325	H	St. Francis Brooklyn	49	56		
										330	A	Morgan St.	58	44		
										336	A	LIU Brooklyn	64	54		
										336	H	LIU Brooklyn	83	42		
										339	A	Fairleigh Dickinson	66	64		
										339	H	Fairleigh Dickinson	68	35		
										339	H	Fairleigh Dickinson	62	48		

LAST 12 Division I GAMES:

306	H	Central Conn. St.	70	62	288	H	Mt. St. Mary's	70	58
339	H	Fairleigh Dickinson	68	35	341	H	Wagner	74	41
339	H	Fairleigh Dickinson	62	48	336	A	LIU Brooklyn	64	54
200	H	Sacred Heart	66	56	325	A	St. Francis Brooklyn	61	54
246	A	Bryant	59	62	243	A	Saint Francis (PA)	70	68
306	A	Central Conn. St.	62	39	288	A	Mt. St. Mary's	50	44

Non-Div I Games: Point Park 69 52

Robert Morris

Loss, Non-Conf, S Site, H Home A Away N Neutral

RPI	S	Opponent	Score	
341	A	Wagner	82	63
341	H	Wagner	74	41

R
o
b
e
r
t
M
o
r
r
i
s

R
o
b
e
r
t
M
o
r
r
i
s

Robert Morris

Average RPI Win:	142	WON-LOST	WINNING	LAST 10	STRENGTH OF	OPP. STRENGTH	TEAM	ADJ.	CONF.	ADJ CONF.
Average RPI Loss:	84	RECORD	PCT. RANK	GAMES	SCHEDULE	OF SCHEDULE	RPI	RPI	RPI	RPI
DIV. I ONLY	6- 24	320	0- 10	40	59	224	224	6	6	
DIV. I NON-CONF.	3- 10	280	0- 0	10	44	181	181	6	6	
TOTALS	RPI 1-25	RPI 26-50	W-L RECORDS	RPI 51-100	RPI 101-150	RPI 150+				
6- 24	0- 4	1- 4	OVERALL	2- 10	0- 1	3- 5				
6- 9	0- 3	1- 2	HOME	2- 4	0- 0	3- 0				
0- 14	0- 1	0- 2	AWAY	0- 6	0- 1	0- 4				
0- 1	0- 0	0- 0	NEUTRAL	0- 0	0- 0	0- 1				
3- 10	0- 2	0- 2	NON-CONFERENCE	1- 4	0- 1	2- 1				
3- 4	0- 2	0- 1	HOME	1- 1	0- 0	2- 0				
0- 6	0- 0	0- 1	AWAY	0- 3	0- 1	0- 1				
0- 0	0- 0	0- 0	NEUTRAL	0- 0	0- 0	0- 0				
3- 14	0- 2	1- 2	CONFERENCE	1- 6	0- 0	1- 4				
3- 5	0- 1	1- 1	HOME	1- 3	0- 0	1- 0				
0- 8	0- 1	0- 1	AWAY	0- 3	0- 0	0- 3				
0- 1	0- 0	0- 0	NEUTRAL	0- 0	0- 0	0- 1				

RPI 1-25				RPI 26-50				RPI 51-100				RPI 101+ Team's RPI: 224			
RPI	S	Opponent	Score	RPI	S	Opponent	Score	RPI	S	Opponent	Score	RPI	S	Opponent	Score
8	H	Duke	32 68	27	A	Elon	54 66	52	A	Virginia	54 62	116	A	Princeton	34 64
16	A	Maryland	71 80	39	H	James Madison	76 82	58	H	Purdue	42 55	175	A	Houston	51 53
18	H	Temple	37 48	42	H	Michigan St.	62 58	63	A	Iowa	57 71	196	A	Nebraska	58 62
25	H	Ohio St.	45 73	47	A	Michigan	50 63	63	H	Iowa	59 71	198	H	Seton Hall	53 45
				50	H	Indiana	52 63	65	H	Chattanooga	53 66	207	A	Illinois	41 78
								68	A	Northwestern	38 60	208	A	Wisconsin	41 53
								68	H	Northwestern	37 55	208	H	Wisconsin	68 52
								69	A	St. John's (NY)	39 65	208	N	Wisconsin	55 61
								70	H	Bucknell	57 53	246	H	Bryant	50 42
								73	A	Minnesota	46 80				
								86	A	Wake Forest	43 55				
								87	H	Penn St.	61 45				
LAST 12 Division I GAMES:															
				208	N	Wisconsin	55 61	50	H	Indiana	52 63				
				25	H	Ohio St.	45 73	63	A	Iowa	57 71				
				68	A	Northwestern	38 60	68	H	Northwestern	37 55				
				208	A	Wisconsin	41 53	16	A	Maryland	71 80				
				58	H	Purdue	42 55	63	H	Iowa	59 71				
				73	A	Minnesota	46 80	42	H	Michigan St.	62 58				

Non-Div I Games:

Rutgers

■ Loss,
■ Non-Conf,
■ S Site,
■ H Home
■ A Away
N Neutral

Average RPI Win:	257	WON-LOST	WINNING	LAST 10	STRENGTH OF	OPP. STRENGTH	TEAM	ADJ.	CONF.	ADJ CONF.
Average RPI Loss:	116	RECORD	PCT. RANK	GAMES	SCHEDULE	OF SCHEDULE	RPI	RPI	RPI	RPI
DIV. I ONLY	21- 6	30	7- 3	272	291	99	99	27	27	
DIV. I NON-CONF.	6- 2	63	0- 0	158	188	48	48	27	27	
TOTALS	RPI 1-25	RPI 26-50	W-L RECORDS	RPI 51-100	RPI 101-150	RPI 150+				
21- 6	0- 1	0- 0	OVERALL	1- 3	3- 1	17- 1				
9- 2	0- 0	0- 0	HOME	0- 1	1- 1	8- 0				
11- 4	0- 1	0- 0	AWAY	1- 2	2- 0	8- 1				
1- 0	0- 0	0- 0	NEUTRAL	0- 0	0- 0	1- 0				
6- 2	0- 1	0- 0	NON-CONFERENCE	1- 1	1- 0	4- 0				
2- 0	0- 0	0- 0	HOME	0- 0	0- 0	2- 0				
4- 2	0- 1	0- 0	AWAY	1- 1	1- 0	2- 0				
0- 0	0- 0	0- 0	NEUTRAL	0- 0	0- 0	0- 0				
15- 4	0- 0	0- 0	CONFERENCE	0- 2	2- 1	13- 1				
7- 2	0- 0	0- 0	HOME	0- 1	1- 1	6- 0				
7- 2	0- 0	0- 0	AWAY	0- 1	1- 0	6- 1				
1- 0	0- 0	0- 0	NEUTRAL	0- 0	0- 0	1- 0				

RPI 1-25				RPI 26-50				RPI 51-100 Team's RPI: 99				RPI 101+			
RPI	S	Opponent	Score	RPI	S	Opponent	Score	RPI	S	Opponent	Score	RPI	S	Opponent	Score
21	A	Texas A&M	48 63					76	A	South Dakota	74 80	106	A	Abilene Christian	70 61
								84	A	UT Arlington	65 60	106	H	Abilene Christian	73 80
								96	A	Central Ark.	58 70	130	H	Lamar University	74 66
								96	H	Central Ark.	63 67	137	A	Louisiana Tech	60 58
												193	A	George Mason	77 76
												234	A	New Orleans	71 67
												234	H	New Orleans	88 61
												267	H	Prairie View	88 64
												270	H	A&M-Corpus Christi	64 56
												279	A	McNeese	96 65
												279	N	McNeese	77 63
												288	A	Coppin St.	72 57
												295	A	Nicholls St.	82 77
												295	H	Nicholls St.	80 55
												303	A	Northwestern St.	72 76
												303	H	Northwestern St.	80 67
												323	H	Montana	54 46
												329	A	Southeastern La.	92 62
												333	A	Incarinate Word	94 75
												337	H	Houston Baptist	86 49
												340	A	Sam Houston St.	83 65
												340	H	Sam Houston St.	64 49
LAST 12 Division I GAMES:															
279	N	McNeese	77 63	106	H	Abilene Christian	73 80								
340	H	Sam Houston St.	64 49	130	H	Lamar University	74 66								
303	H	Northwestern St.	80 67	295	A	Nicholls St.	82 77								
96	A	Central Ark.	58 70	303	A	Northwestern St.	72 76								
234	A	New Orleans	71 67	340	A	Sam Houston St.	83 65								
329	A	Southeastern La.	92 62	234	H	New Orleans	88 61								

Non-Div I Games: Okla. Panhandle 77 43 Tex. Permian Basin 89 70 LSU-Shreveport 93 56

SFA

Loss, Non-Conf, S Site, H Home A Away N Neutral

Average RPI Win: 268	WON-LOST	WINNING	LAST 10	STRENGTH OF	OPP. STRENGTH	TEAM	ADJ.	CONF.	ADJ CONF.
Average RPI Loss: 149	RECORD	PCT. RANK	GAMES	SCHEDULE	OF SCHEDULE	RPI	RPI	RPI	RPI
DIV. I ONLY	13- 17	210	6- 4	164	280	204	204	26	26
DIV. I NON-CONF.	3- 9	275	0- 0	29	235	192	192	25	25
TOTALS	RPI 1-25	RPI 26-50	W-L RECORDS	RPI 51-100	RPI 101-150	RPI 150+			
13- 17	0- 1	0- 1	OVERALL	0- 5	0- 2	13- 8			
8- 3	0- 0	0- 0	HOME	0- 1	0- 0	8- 2			
3- 10	0- 1	0- 1	AWAY	0- 3	0- 1	3- 4			
2- 4	0- 0	0- 0	NEUTRAL	0- 1	0- 1	2- 2			
3- 9	0- 1	0- 1	NON-CONFERENCE	0- 4	0- 2	3- 1			
2- 1	0- 0	0- 0	HOME	0- 1	0- 0	2- 0			
0- 5	0- 1	0- 1	AWAY	0- 2	0- 1	0- 0			
1- 3	0- 0	0- 0	NEUTRAL	0- 1	0- 1	1- 1			
10- 8	0- 0	0- 0	CONFERENCE	0- 1	0- 0	10- 7			
6- 2	0- 0	0- 0	HOME	0- 0	0- 0	6- 2			
3- 5	0- 0	0- 0	AWAY	0- 1	0- 0	3- 4			
1- 1	0- 0	0- 0	NEUTRAL	0- 0	0- 0	1- 1			

RPI 1-25				RPI 26-50				RPI 51-100				RPI 101+ Team's RPI: 204			
RPI	S	Opponent	Score	RPI	S	Opponent	Score	RPI	S	Opponent	Score	RPI	S	Opponent	Score
24	A	Missouri	60 72	37	A	South Dakota St.	49 82	57	A	Belmont	67 94	102	A	Stetson	68 78
								60	H	Western Ill.	74 76	112	N	Vanderbilt	63 73
								74	A	Northern Ill.	78 97	167	N	Bethune-Cookman	78 83
								76	N	South Dakota	68 75	174	H	Southern Ill.	60 59
								92	A	Saint Louis	49 90	179	A	Morehead St.	66 69
												222	A	UT Martin	70 68
												222	H	UT Martin	72 82
												252	H	Jacksonville St.	69 62
												253	H	Tennessee St.	73 52
												262	A	Austin Peay	62 85
												262	H	Austin Peay	76 69
												264	A	Murray St.	85 76
												264	H	Murray St.	77 84
												266	A	Southeast Mo. St.	74 78
												266	H	Southeast Mo. St.	70 69
												271	A	Eastern Ky.	63 75
												271	N	Eastern Ky.	58 61
												282	H	Tennessee Tech	60 49
												282	N	Tennessee Tech	77 69
												299	A	Eastern Ill.	75 59
												299	H	Eastern Ill.	68 52
												302	H	Illinois St.	92 80
												332	N	Utah Valley	71 64
LAST 12 Division I GAMES:															
				271	N	Eastern Ky.	58 61	266	A	Southeast Mo. St.	74 78				
				282	N	Tennessee Tech	77 69	252	H	Jacksonville St.	69 62				
				299	H	Eastern Ill.	68 52	57	A	Belmont	67 94				
				264	A	Murray St.	85 76	299	A	Eastern Ill.	75 59				
				262	H	Austin Peay	76 69	253	H	Tennessee St.	73 52				
				222	H	UT Martin	72 82	222	A	UT Martin	70 68				

Non-Div I Games: Mo.-St. Louis 59 49

SIUE

■ Loss,
 ■ Non-Conf,
 ■ S Site,
 ■ Home
 ■ A Away
 N Neutral

SMU				STRENGTH OF SCHEDULE	OPP. STRENGTH OF SCHEDULE	TEAM RPI	ADJ. RPI	CONF. RPI	ADJ CONF. RPI
Average RPI Win:	169	WON-LOST RECORD	WINNING PCT. RANK						
Average RPI Loss:	84		LAST 10 GAMES						
DIV. I ONLY	17- 14	141	6- 4	73	65	100	100	5	5
DIV. I NON-CONF.	9- 4	85	0- 0	144	73	77	77	5	5

TOTALS	RPI 1-25	RPI 26-50	W-L RECORDS	RPI 51-100	RPI 101-150	RPI 150+			
17- 14	1- 4	0- 2	OVERALL	1- 2	1- 2	14- 4			
11- 3	1- 1	0- 1	HOME	1- 1	1- 0	8- 0			
3- 9	0- 2	0- 0	AWAY	0- 1	0- 2	3- 4			
3- 2	0- 1	0- 1	NEUTRAL	0- 0	0- 0	3- 0			
9- 4	1- 1	0- 0	NON-CONFERENCE	0- 0	0- 1	8- 2			
6- 0	1- 0	0- 0	HOME	0- 0	0- 0	5- 0			
1- 3	0- 0	0- 0	AWAY	0- 0	0- 1	1- 2			
2- 1	0- 1	0- 0	NEUTRAL	0- 0	0- 0	2- 0			
8- 10	0- 3	0- 2	CONFERENCE	1- 2	1- 1	6- 2			
5- 3	0- 1	0- 1	HOME	1- 1	1- 0	3- 0			
2- 6	0- 2	0- 0	AWAY	0- 1	0- 1	2- 2			
1- 1	0- 0	0- 1	NEUTRAL	0- 0	0- 0	1- 0			

RPI 1-25				RPI 26-50				RPI 51-100 Team's RPI: 100				RPI 101+			
RPI	S	Opponent	Score	RPI	S	Opponent	Score	RPI	S	Opponent	Score	RPI	S	Opponent	Score
1	A	UConn	41 83	30	H	South Fla.	51 52	75	H	Tulane	59 71	109	A	Colorado	50 67
1	H	UConn	48 88	30	N	South Fla.	55 62	94	A	UCF	37 63	143	A	Tulsa	59 66
5	N	Mississippi St.	42 91					94	H	UCF	63 58	143	H	Tulsa	62 41
18	A	Temple	52 66									152	A	New Mexico	49 64
21	H	Texas A&M	54 53									166	A	TCU	67 76
												168	A	Memphis	60 39
												168	H	Memphis	53 44
												169	H	Texas St.	64 56
												171	A	East Carolina	57 58
												171	N	East Carolina	60 54
												175	A	Houston	66 45
												175	H	Houston	74 45
												177	N	Boston College	72 64
												178	H	Texas Southern	61 36
												182	A	Cincinnati	65 67
												182	H	Cincinnati	64 47
												184	H	North Texas	65 51
												189	A	Kansas	75 63
												199	N	Grambling	56 36
												215	H	Seattle U	77 43
												267	H	Prairie View	61 54
LAST 12 Division I GAMES:															
				30	N	South Fla.	55 62	18	A	Temple	52 66				
				171	N	East Carolina	60 54	1	A	UConn	41 83				
				175	H	Houston	74 45	94	H	UCF	63 58				
				94	A	UCF	37 63	168	H	Memphis	53 44				
				168	A	Memphis	60 39	143	A	Tulsa	59 66				
				143	H	Tulsa	62 41	30	H	South Fla.	51 52				

Non-Div I Games:

SMU

■ Loss,
 ■ Non-Conf,
 ■ S Site,
 ■ Home
 ■ A Away
 N Neutral

Average RPI Win:	280	WON-LOST	WINNING	LAST 10	STRENGTH OF	OPP. STRENGTH	TEAM	ADJ.	CONF.	ADJ CONF.
Average RPI Loss:	159	RECORD	PCT. RANK	GAMES	SCHEDULE	OF SCHEDULE	RPI	RPI	RPI	RPI
DIV. I ONLY	9- 20	273	2- 8	254	242	286	286	20	20	
DIV. I NON-CONF.	3- 7	250	0- 0	233	241	294	294	18	18	
TOTALS	RPI 1-25	RPI 26-50	W-L RECORDS	RPI 51-100	RPI 101-150	RPI 150+				
9- 20	0- 0	0- 0	OVERALL	0- 5	0- 8	9- 7				
5- 9	0- 0	0- 0	HOME	0- 3	0- 4	5- 2				
4- 8	0- 0	0- 0	AWAY	0- 2	0- 3	4- 3				
0- 3	0- 0	0- 0	NEUTRAL	0- 0	0- 1	0- 2				
3- 7	0- 0	0- 0	NON-CONFERENCE	0- 3	0- 2	3- 2				
2- 3	0- 0	0- 0	HOME	0- 2	0- 0	2- 1				
1- 2	0- 0	0- 0	AWAY	0- 1	0- 1	1- 0				
0- 2	0- 0	0- 0	NEUTRAL	0- 0	0- 1	0- 1				
6- 13	0- 0	0- 0	CONFERENCE	0- 2	0- 6	6- 5				
3- 6	0- 0	0- 0	HOME	0- 1	0- 4	3- 1				
3- 6	0- 0	0- 0	AWAY	0- 1	0- 2	3- 3				
0- 1	0- 0	0- 0	NEUTRAL	0- 0	0- 0	0- 1				

RPI 1-25				RPI 26-50				RPI 51-100				RPI 101+				Team's RPI: 286	
RPI	S	Opponent	Score	RPI	S	Opponent	Score	RPI	S	Opponent	Score	RPI	S	Opponent	Score		
								55	A	California	73	97	129	A	Northern Colo.	88	95
								67	A	Montana St.	80	84	129	H	Northern Colo.	74	102
								67	H	Montana St.	82	104	131	A	North Dakota	71	94
								81	H	UC Davis	78	110	131	H	North Dakota	78	92
								89	H	Southern California	95	111	136	H	Eastern Wash.	65	72
													139	A	San Francisco	80	91
													140	N	New Mexico St.	73	99
													150	H	Idaho	58	72
													151	A	Idaho St.	60	79
													181	H	Hofstra	97	85
													213	A	Portland St.	77	68
													213	H	Portland St.	86	88
													237	A	Weber St.	60	66
													237	N	Weber St.	97	98
													273	H	Cal Poly	97	96
													285	H	Nevada	95	99
													291	A	Southern Utah	110	104
													291	H	Southern Utah	81	69
													294	A	Northern Ariz.	88	91
													294	H	Northern Ariz.	82	76
													319	N	Youngstown St.	94	102
													323	A	Montana	73	60
													323	H	Montana	99	69
													328	A	UC Irvine	78	70
LAST 12 Division I GAMES:																	
				237	N	Weber St.	97	98	323	H	Montana	99	69				
				129	H	Northern Colo.	74	102	151	A	Idaho St.	60	79				
				131	H	North Dakota	78	92	237	A	Weber St.	60	66				
				291	A	Southern Utah	110	104	150	H	Idaho	58	72				
				294	A	Northern Ariz.	88	91	136	H	Eastern Wash.	65	72				
				67	H	Montana St.	82	104	213	A	Portland St.	77	68				

Non-Div I Games: Stanislaus St. 102 72

Sacramento St.

■ Loss,
■ Non-Conf,
■ S Site,
■ Home
■ A Away
N Neutral

Sacred Heart

Through Games Of March 10, 2017

Average RPI Win:	279	WON-LOST	WINNING	LAST 10	STRENGTH OF	OPP. STRENGTH	TEAM	ADJ.	CONF.	ADJ CONF.
Average RPI Loss:	197	RECORD	PCT. RANK	GAMES	SCHEDULE	OF SCHEDULE	RPI	RPI	RPI	RPI
DIV. I ONLY	17- 14	141	6- 4	280	339	200	200	31	31	
DIV. I NON-CONF.	3- 8	262	0- 0	74	230	193	193	32	32	
TOTALS	RPI 1-25	RPI 26-50	W-L RECORDS	RPI 51-100	RPI 101-150	RPI 150+				
17- 14	0- 0	0- 1	OVERALL	0- 3	0- 0	17- 10				
11- 4	0- 0	0- 1	HOME	0- 0	0- 0	11- 3				
6- 10	0- 0	0- 0	AWAY	0- 3	0- 0	6- 7				
0- 0	0- 0	0- 0	NEUTRAL	0- 0	0- 0	0- 0				
3- 8	0- 0	0- 1	NON-CONFERENCE	0- 3	0- 0	3- 4				
1- 3	0- 0	0- 1	HOME	0- 0	0- 0	1- 2				
2- 5	0- 0	0- 0	AWAY	0- 3	0- 0	2- 2				
0- 0	0- 0	0- 0	NEUTRAL	0- 0	0- 0	0- 0				
14- 6	0- 0	0- 0	CONFERENCE	0- 0	0- 0	14- 6				
10- 1	0- 0	0- 0	HOME	0- 0	0- 0	10- 1				
4- 5	0- 0	0- 0	AWAY	0- 0	0- 0	4- 5				
0- 0	0- 0	0- 0	NEUTRAL	0- 0	0- 0	0- 0				

RPI S	Opponent	Score	RPI S	Opponent	Score	RPI S	Opponent	Score	RPI S	Opponent	Score	Team's RPI: 200
43	H Harvard	60 68	59	A Iowa St.	56 76	155	H Brown	66 80				
			77	A New Hampshire	43 71	165	A Fairfield	56 44				
			97	A Buffalo	55 76	176	H Siena	62 58				
						183	A Hartford	64 81				
						190	A Robert Morris	56 66				
						190	H Robert Morris	69 59				
						210	A Binghamton	77 69				
						220	H Monmouth	54 65				
						243	A Saint Francis (PA)	69 83				
						243	H Saint Francis (PA)	73 63				
						246	A Bryant	65 53				
						246	H Bryant	68 75				
						246	H Bryant	66 59				
						288	A Mt. St. Mary's	59 61				
						288	H Mt. St. Mary's	49 45				
						306	A Central Conn. St.	50 67				
						306	H Central Conn. St.	82 61				
						308	A Lehigh	62 68				
						325	A St. Francis Brooklyn	81 74				
						325	H St. Francis Brooklyn	61 58				
						325	H St. Francis Brooklyn	90 69				
						336	A LIU Brooklyn	51 41				
						336	H LIU Brooklyn	66 48				
						339	A Fairleigh Dickinson	56 58				
						339	H Fairleigh Dickinson	68 60				
						341	A Wagner	70 56				
LAST 12 Division I GAMES:												
246	H Bryant	68 75	325	H St. Francis Brooklyn	61 58							
325	H St. Francis Brooklyn	90 69	306	H Central Conn. St.	82 61							
243	A Saint Francis (PA)	69 83	339	A Fairleigh Dickinson	56 58							
190	A Robert Morris	56 66	246	H Bryant	66 59							
339	H Fairleigh Dickinson	68 60	288	A Mt. St. Mary's	59 61							
336	A LIU Brooklyn	51 41	336	H LIU Brooklyn	66 48							

Non-Div I Games:

Sacred Heart

■ Loss,
 ■ Non-Conf,
 ■ S Site,
 ■ Home
 ■ A Away
 N Neutral

RPI	S	Opponent	Score
341	H	Wagner	62 52

Sacred Heart

Average RPI Win:	287	WON-LOST	WINNING	LAST 10	STRENGTH OF	OPP. STRENGTH	TEAM	ADJ.	CONF.	ADJ CONF.
Average RPI Loss:	213	RECORD	PCT. RANK	GAMES	SCHEDULE	OF SCHEDULE	RPI	RPI	RPI	RPI
DIV. I ONLY	16- 14	153	5- 5	321	337	243	243	31	31	
DIV. I NON-CONF.	3- 8	262	0- 0	213	279	263	263	32	32	
TOTALS	RPI 1-25	RPI 26-50	W-L RECORDS	RPI 51-100	RPI 101-150	RPI 150+				
16- 14	0- 0	0- 2	OVERALL	0- 0	0- 2	16- 10				
7- 6	0- 0	0- 0	HOME	0- 0	0- 1	7- 5				
9- 6	0- 0	0- 2	AWAY	0- 0	0- 1	9- 3				
0- 2	0- 0	0- 0	NEUTRAL	0- 0	0- 0	0- 2				
3- 8	0- 0	0- 2	NON-CONFERENCE	0- 0	0- 2	3- 4				
1- 2	0- 0	0- 0	HOME	0- 0	0- 1	1- 1				
2- 4	0- 0	0- 2	AWAY	0- 0	0- 1	2- 1				
0- 2	0- 0	0- 0	NEUTRAL	0- 0	0- 0	0- 2				
13- 6	0- 0	0- 0	CONFERENCE	0- 0	0- 0	13- 6				
6- 4	0- 0	0- 0	HOME	0- 0	0- 0	6- 4				
7- 2	0- 0	0- 0	AWAY	0- 0	0- 0	7- 2				
0- 0	0- 0	0- 0	NEUTRAL	0- 0	0- 0	0- 0				

[illegible]

Non-Div I Games:

Saint Francis (PA)

■ Loss, ■ Non-Conf, S Site, H Home A Away N Neutral

S
a
i
n
t
F
r
a
n
c
i
s
(
P
A
)

RPI S Saint Francis (PA) Score

Through Games Of March 10, 2017

RPI	S	Opponent	Score	
341	A	Wagner	67	46
341	H	Wagner	71	87

S
a
i
n
t
F
r
a
n
c
i
s
(
P
A
)

Saint Francis (PA)

Saint Joseph's

Through Games Of March 10, 2017

Average RPI Win:	194	WON-LOST	WINNING	LAST 10	STRENGTH OF	OPP. STRENGTH	TEAM	ADJ.	CONF.	ADJ CONF.
Average RPI Loss:	92	RECORD	PCT. RANK	GAMES	SCHEDULE	OF SCHEDULE	RPI	RPI	RPI	RPI
DIV. I ONLY	17- 14	141	8- 2	66	128	113	113	12	12	
DIV. I NON-CONF.	3- 9	275	0- 0	19	114	167	167	12	12	
TOTALS	RPI 1-25	RPI 26-50	W-L RECORDS	RPI 51-100	RPI 101-150	RPI 150+				
17- 14	0- 1	0- 3	OVERALL	2- 5	4- 3	11- 2				
10- 5	0- 1	0- 1	HOME	0- 2	3- 0	7- 1				
6- 7	0- 0	0- 0	AWAY	2- 1	1- 1	3- 0				
1- 2	0- 0	0- 0	NEUTRAL	0- 1	0- 1	1- 0				
3- 9	0- 1	0- 2	NON-CONFERENCE	1- 4	0- 1	2- 1				
1- 5	0- 1	0- 1	HOME	0- 2	0- 0	1- 1				
2- 3	0- 0	0- 1	AWAY	1- 1	0- 1	1- 0				
0- 1	0- 0	0- 0	NEUTRAL	0- 1	0- 0	0- 0				
14- 5	0- 0	0- 1	CONFERENCE	1- 1	4- 2	9- 1				
9- 0	0- 0	0- 0	HOME	0- 0	3- 0	6- 0				
4- 4	0- 0	0- 1	AWAY	1- 1	1- 1	2- 1				
1- 1	0- 0	0- 0	NEUTRAL	0- 0	0- 1	1- 0				

RPI 1-25				RPI 26-50				RPI 51-100				RPI 101+ Team's RPI: 113			
RPI	S	Opponent	Score	RPI	S	Opponent	Score	RPI	S	Opponent	Score	RPI	S	Opponent	Score
18	H	Temple	70 86	33	A	Dayton	59 64	53	A	George Washington	44 53	119	A	Fordham	39 44
				39	H	James Madison	72 85	56	A	Penn	57 53	119	H	Fordham	47 44
				44	A	Central Mich.	71 73	66	H	Villanova	54 62	124	H	Duquesne	60 58
								70	H	Bucknell	61 64	124	N	Duquesne	63 78
								78	A	Drexel	49 60	147	A	VCU	80 70
								88	N	BYU	56 71	147	H	VCU	64 58
								92	A	Saint Louis	66 63	148	A	Iona	57 58
												152	A	New Mexico	79 67
												170	A	La Salle	75 55
												170	H	La Salle	67 58
												170	N	La Salle	66 48
												181	H	Hofstra	64 75
												193	H	George Mason	57 53
												231	A	Richmond	52 70
												249	H	St. Bonaventure	70 53
												277	H	Davidson	69 54
												301	A	Rhode Island	75 49
												301	H	Rhode Island	77 51
												311	H	Massachusetts	81 50
												321	H	NJIT	75 36
LAST 12 Division I GAMES:															
				124	N	Duquesne	63 78	170	H	La Salle	67 58				
				170	N	La Salle	66 48	119	A	Fordham	39 44				
				301	H	Rhode Island	77 51	92	A	Saint Louis	66 63				
				193	H	George Mason	57 53	124	H	Duquesne	60 58				
				277	H	Davidson	69 54	249	H	St. Bonaventure	70 53				
				147	A	VCU	80 70	301	A	Rhode Island	75 49				

Non-Div I Games:

Saint Joseph's

■ Loss,
 ■ Non-Conf,
 ■ S Site,
 ■ H Home
 ■ A Away
 N Neutral

Average RPI Win:	214	WON-LOST	WINNING	LAST 10	STRENGTH OF	OPP. STRENGTH	TEAM	ADJ.	CONF.	ADJ CONF.
Average RPI Loss:	97	RECORD	PCT. RANK	GAMES	SCHEDULE	OF SCHEDULE	RPI	RPI	RPI	RPI
DIV. I ONLY	24- 8	39	7- 3	258	109	92	92	12	12	
DIV. I NON-CONF.	10- 3	54	0- 0	323	157	127	127	12	12	
TOTALS	RPI 1-25	RPI 26-50	W-L RECORDS	RPI 51-100	RPI 101-150	RPI 150+				
24- 8	1- 0	0- 4	OVERALL	1- 0	5- 3	17- 1				
12- 3	1- 0	0- 1	HOME	1- 0	3- 1	7- 1				
11- 4	0- 0	0- 2	AWAY	0- 0	1- 2	10- 0				
1- 1	0- 0	0- 1	NEUTRAL	0- 0	1- 0	0- 0				
10- 3	1- 0	0- 1	NON-CONFERENCE	0- 0	1- 1	8- 1				
5- 1	1- 0	0- 0	HOME	0- 0	1- 0	3- 1				
5- 2	0- 0	0- 1	AWAY	0- 0	0- 1	5- 0				
0- 0	0- 0	0- 0	NEUTRAL	0- 0	0- 0	0- 0				
14- 5	0- 0	0- 3	CONFERENCE	1- 0	4- 2	9- 0				
7- 2	0- 0	0- 1	HOME	1- 0	2- 1	4- 0				
6- 2	0- 0	0- 1	AWAY	0- 0	1- 1	5- 0				
1- 1	0- 0	0- 1	NEUTRAL	0- 0	1- 0	0- 0				

RPI 1-25				RPI 26-50				RPI 51-100 Team's RPI: 92				RPI 101+			
RPI	S	Opponent	Score	RPI	S	Opponent	Score	RPI	S	Opponent	Score	RPI	S	Opponent	Score
24	H	Missouri	72 61	33	A	Dayton	62 68	53	H	George Washington	67 59	103	H	Washington St.	73 70
				33	H	Dayton	67 78					113	H	Saint Joseph's	63 66
				33	N	Dayton	65 75					119	H	Fordham	82 58
				45	A	Little Rock	43 56					119	N	Fordham	68 58
												124	A	Duquesne	65 94
												143	A	Tulsa	64 70
												147	A	VCU	62 48
												147	H	VCU	77 72
												170	A	La Salle	79 74
												193	H	George Mason	89 50
												202	A	Loyola Marymount	90 76
												204	H	SIUE	90 49
												229	A	Bradley	68 58
												231	H	Richmond	73 66
												249	A	St. Bonaventure	74 58
												249	H	St. Bonaventure	64 49
												250	H	Indiana St.	67 70
												266	A	Southeast Mo. St.	89 50
												271	H	Eastern Ky.	78 51
												277	A	Davidson	106 69
												298	A	Lipscomb	83 38
												301	A	Rhode Island	68 50
												311	A	Massachusetts	81 60
												311	H	Massachusetts	91 51
												328	A	UC Irvine	79 69
												330	H	Morgan St.	71 43
LAST 12 Division I GAMES:															
				33	N	Dayton	65 75	249	A	St. Bonaventure	74 58				
				119	N	Fordham	68 58	147	H	VCU	77 72				
				311	H	Massachusetts	91 51	113	H	Saint Joseph's	63 66				
				33	A	Dayton	62 68	311	A	Massachusetts	81 60				
				231	H	Richmond	73 66	119	H	Fordham	82 58				
				170	A	La Salle	79 74	53	H	George Washington	67 59				

Non-Div I Games:

Saint Louis

■ Loss,
 ■ Non-Conf,
 ■ S Site,
 ■ H Home
 ■ A Away
 N Neutral

Saint Peter's

Through Games Of March 10, 2017

Average RPI Win:	279	WON-LOST	WINNING	LAST 10	STRENGTH OF	OPP. STRENGTH	TEAM	ADJ.	CONF.	ADJ CONF.
Average RPI Loss:	171	RECORD	PCT. RANK	GAMES	SCHEDULE	OF SCHEDULE	RPI	RPI	RPI	RPI
DIV. I ONLY	3- 27	342	0- 10	182	227	327	327	19	19	
DIV. I NON-CONF.	1- 8	314	0- 0	104	236	303	303	17	17	
TOTALS	RPI 1-25	RPI 26-50	W-L RECORDS	RPI 51-100	RPI 101-150	RPI 150+				
3- 27	0- 2	0- 2	OVERALL	0- 1	0- 5	3- 17				
2- 9	0- 0	0- 1	HOME	0- 0	0- 2	2- 6				
1- 14	0- 0	0- 0	AWAY	0- 0	0- 0	1- 1				
0- 4	0- 0	0- 0	NEUTRAL	0- 0	0- 1	0- 3				
1- 8	0- 2	0- 0	NON-CONFERENCE	0- 1	0- 1	1- 4				
1- 0	0- 0	0- 0	HOME	0- 0	0- 0	1- 0				
0- 5	0- 2	0- 0	AWAY	0- 1	0- 0	0- 2				
0- 3	0- 0	0- 0	NEUTRAL	0- 0	0- 1	0- 2				
2- 19	0- 0	0- 2	CONFERENCE	0- 0	0- 4	2- 13				
1- 9	0- 0	0- 1	HOME	0- 0	0- 2	1- 6				
1- 9	0- 0	0- 1	AWAY	0- 0	0- 2	1- 6				
0- 1	0- 0	0- 0	NEUTRAL	0- 0	0- 0	0- 1				

RPI 1-25				RPI 26-50				RPI 51-100				RPI 101+ Team's RPI: 327			
RPI	S	Opponent	Score	RPI	S	Opponent	Score	RPI	S	Opponent	Score	RPI	S	Opponent	Score
3	A	South Carolina	38 93	32	A	Quinnipiac	47 82	87	A	Penn St.	50 106	108	A	Rider	46 47
16	A	Maryland	49 101	32	H	Quinnipiac	51 84					108	H	Rider	43 56
												128	N	Maine	43 59
												148	A	Iona	50 51
												148	H	Iona	58 66
												155	A	Brown	71 80
												160	N	Hampton	42 71
												165	A	Fairfield	38 50
												165	H	Fairfield	39 56
												176	A	Siena	55 80
												176	H	Siena	60 76
												220	A	Monmouth	59 76
												220	H	Monmouth	42 58
												233	A	Marist	73 69
												233	H	Marist	58 66
												233	N	Marist	60 71
												254	A	Canisius	56 61
												254	H	Canisius	54 59
												257	N	Bowling Green	68 73
												265	A	Niagara	63 71
												265	H	Niagara	78 66
												280	A	Manhattan	44 57
												280	H	Manhattan	65 69
												325	A	St. Francis Brooklyn	52 58
												339	H	Fairleigh Dickinson	65 43
LAST 12 Division I GAMES:															
233	N	Marist	60 71	220	H	Monmouth	42 58								
176	H	Siena	60 76	165	A	Fairfield	38 50								
148	A	Iona	50 51	233	H	Marist	58 66								
265	A	Niagara	63 71	280	A	Manhattan	44 57								
254	A	Canisius	56 61	108	A	Rider	46 47								
165	H	Fairfield	39 56	280	H	Manhattan	65 69								

Non-Div I Games:

Saint Peter's

■ Loss,
 ■ Non-Conf,
 ■ S Site,
 ■ Home
 ■ A Away
 N Neutral

Sam Houston St.

Through Games Of March 10, 2017

Average RPI Win:	323	WON-LOST	WINNING	LAST 10	STRENGTH OF	OPP. STRENGTH	TEAM	ADJ.	CONF.	ADJ CONF.
Average RPI Loss:	199	RECORD	PCT. RANK	GAMES	SCHEDULE	OF SCHEDULE	RPI	RPI	RPI	RPI
DIV. I ONLY	3- 24	338	2- 8	251	306	340	340	27	27	
DIV. I NON-CONF.	0- 9	335	0- 0	209	283	342	342	27	27	
TOTALS	RPI 1-25	RPI 26-50	W-L RECORDS	RPI 51-100	RPI 101-150	RPI 150+				
3- 24	0- 0	0- 1	OVERALL	0- 3	0- 4	3- 16				
3- 7	0- 0	0- 0	HOME	0- 1	0- 2	3- 4				
0- 16	0- 0	0- 1	AWAY	0- 1	0- 1	0- 9				
0- 1	0- 0	0- 0	NEUTRAL	0- 0	0- 0	0- 1				
0- 9	0- 0	0- 1	NON-CONFERENCE	0- 0	0- 0	0- 8				
0- 1	0- 0	0- 0	HOME	0- 0	0- 0	0- 1				
0- 7	0- 0	0- 1	AWAY	0- 0	0- 0	0- 6				
0- 1	0- 0	0- 0	NEUTRAL	0- 0	0- 0	0- 1				
3- 15	0- 0	0- 0	CONFERENCE	0- 3	0- 4	3- 8				
3- 6	0- 0	0- 0	HOME	0- 1	0- 2	3- 3				
0- 9	0- 0	0- 0	AWAY	0- 2	0- 2	0- 5				
0- 0	0- 0	0- 0	NEUTRAL	0- 0	0- 0	0- 0				

RPI S	Opponent	Score	RPI S	Opponent	Score	RPI S	Opponent	Score	RPI S	Opponent	Score	Team's RPI: 340
36	A LSU	41 89	96	A Central Ark.	48 75	106	A Abilene Christian	56 78				
			99	A SFA	49 64	106	H Abilene Christian	39 72				
			99	H SFA	65 83	130	A Lamar University	51 84				
						130	H Lamar University	44 70				
						156	A Rice	51 77				
						166	A TCU	37 81				
						169	A Texas St.	46 69				
						172	A Arkansas	39 71				
						234	A New Orleans	49 78				
						236	A UTRGV	50 78				
						236	H UTRGV	45 69				
						251	N Marshall	50 73				
						267	A Prairie View	65 75				
						270	H A&M-Corpus Christi	37 63				
						279	A McNeese	56 79				
						279	H McNeese	58 61				
						295	H Nicholls St.	59 66				
						303	A Northwestern St.	51 78				
						303	H Northwestern St.	92 73				
						329	H Southeastern La.	68 61				
						333	A Incarnate Word	55 82				
						337	A Houston Baptist	51 61				
						337	H Houston Baptist	78 63				
LAST 12 Division I GAMES:												
99	A SFA	49 64	337	H Houston Baptist	78 63							
279	H McNeese	58 61	130	A Lamar University	51 84							
106	H Abilene Christian	39 72	106	A Abilene Christian	56 78							
303	H Northwestern St.	92 73	99	H SFA	65 83							
333	A Incarnate Word	55 82	329	H Southeastern La.	68 61							
96	A Central Ark.	48 75	270	H A&M-Corpus Christi	37 63							

Non-Div I Games: Wiley 51 57

Sam Houston St.

Loss, Non-Conf, S Site, H Home A Away N Neutral

Average RPI Win: 224	WON-LOST	WINNING	LAST 10	STRENGTH OF	OPP. STRENGTH	TEAM	ADJ.	CONF.	ADJ CONF.
Average RPI Loss: 139	RECORD	PCT. RANK	GAMES	SCHEDULE	OF SCHEDULE	RPI	RPI	RPI	RPI
DIV. I ONLY	11- 19	250	3- 7	152	180	228	228	17	17
DIV. I NON-CONF.	6- 8	203	0- 0	180	111	202	202	20	20
TOTALS	RPI 1-25	RPI 26-50	W-L RECORDS	RPI 51-100	RPI 101-150	RPI 150+			
11- 19	0- 1	0- 1	OVERALL	1- 8	0- 0	10- 9			
7- 6	0- 0	0- 0	HOME	0- 3	0- 0	7- 3			
3- 10	0- 1	0- 1	AWAY	1- 4	0- 0	2- 4			
1- 3	0- 0	0- 0	NEUTRAL	0- 1	0- 0	1- 2			
6- 8	0- 1	0- 1	NON-CONFERENCE	1- 3	0- 0	5- 3			
5- 1	0- 0	0- 0	HOME	0- 1	0- 0	5- 0			
1- 5	0- 1	0- 1	AWAY	1- 2	0- 0	0- 1			
0- 2	0- 0	0- 0	NEUTRAL	0- 0	0- 0	0- 2			
5- 11	0- 0	0- 0	CONFERENCE	0- 5	0- 0	5- 6			
2- 5	0- 0	0- 0	HOME	0- 2	0- 0	2- 3			
2- 5	0- 0	0- 0	AWAY	0- 2	0- 0	2- 3			
1- 1	0- 0	0- 0	NEUTRAL	0- 1	0- 0	1- 0			

RPI 1-25				RPI 26-50				RPI 51-100				RPI 101+ Team's RPI: 228			
RPI	S	Opponent	Score	RPI	S	Opponent	Score	RPI	S	Opponent	Score	RPI	S	Opponent	Score
14	A	Kentucky	57 80	43	A	Harvard	52 57	57	H	Belmont	54 73	160	N	Hampton	57 63
								61	A	Georgia Tech	57 62	168	H	Memphis	48 42
								65	A	Chattanooga	45 51	187	N	UC Riverside	48 51
								65	H	Chattanooga	61 77	191	H	UAB	52 49
								85	A	Georgia	65 59	201	A	UNCG	40 64
								86	A	Wake Forest	40 51	201	H	UNCG	47 55
								91	A	Mercer	49 59	205	A	ETSU	56 61
								91	H	Mercer	68 76	205	H	ETSU	57 69
								91	N	Mercer	52 63	205	N	ETSU	67 64
												209	H	Alabama St.	63 49
												222	H	UT Martin	69 62
												239	A	Wofford	55 48
												239	H	Wofford	57 54
												256	A	Furman	48 53
												256	H	Furman	50 54
												278	A	Western Caro.	49 42
												278	H	Western Caro.	51 50
												301	A	Rhode Island	63 78
												349	H	Alabama A&M	61 37
LAST 12 Division I GAMES:															
				91	N	Mercer	52 63	201	H	UNCG	47 55				
				205	N	ETSU	67 64	65	A	Chattanooga	45 51				
				91	H	Mercer	68 76	205	A	ETSU	56 61				
				239	A	Wofford	55 48	91	A	Mercer	49 59				
				256	A	Furman	48 53	256	H	Furman	50 54				
				278	H	Western Caro.	51 50	239	H	Wofford	57 54				

Non-Div I Games: AUM 72 50

Samford

■ Loss,
 ■ Non-Conf,
 ■ S Site,
 ■ Home
 ■ A Away
 N Neutral

Average RPI Win: 227		WON-LOST	WINNING	LAST 10	STRENGTH OF	OPP. STRENGTH	TEAM	ADJ.	CONF.	ADJ CONF.
Average RPI Loss: 147		RECORD	PCT. RANK	GAMES	SCHEDULE	OF SCHEDULE	RPI	RPI	RPI	RPI
DIV. I ONLY		14- 16	192	4- 6	266	156	223	223	15	15
DIV. I NON-CONF.		6- 4	127	0- 0	249	253	180	180	13	13
TOTALS		RPI 1-25	RPI 26-50		W-L RECORDS		RPI 51-100	RPI 101-150	RPI 150+	
14- 16	0- 0	0- 0		OVERALL		0- 5	1- 7		13- 4	
10- 5	0- 0	0- 0		HOME		0- 2	1- 2		9- 1	
3- 10	0- 0	0- 0		AWAY		0- 0	0- 0		3- 1	
1- 1	0- 0	0- 0		NEUTRAL		0- 1	0- 0		1- 0	
6- 4		0- 0		NON-CONFERENCE		0- 0	0- 4		6- 0	
5- 1	0- 0	0- 0		HOME		0- 0	0- 1		5- 0	
1- 3	0- 0	0- 0		AWAY		0- 0	0- 3		1- 0	
0- 0	0- 0	0- 0		NEUTRAL		0- 0	0- 0		0- 0	
8- 12		0- 0		CONFERENCE		0- 5	1- 3		7- 4	
5- 4	0- 0	0- 0		HOME		0- 2	1- 1		4- 1	
2- 7	0- 0	0- 0		AWAY		0- 2	0- 2		2- 3	
1- 1	0- 0	0- 0		NEUTRAL		0- 1	0- 0		1- 0	

[illegible]

Non-Div I Games:

San Diego

■ Loss, ■ Non-Conf, S Site, H Home A Away N Neutral

San Diego St.

Through Games Of March 10, 2017

Average RPI Win:	217	WON-LOST	WINNING	LAST 10	STRENGTH OF	OPP. STRENGTH	TEAM	ADJ.	CONF.	ADJ CONF.
Average RPI Loss:	157	RECORD	PCT. RANK	GAMES	SCHEDULE	OF SCHEDULE	RPI	RPI	RPI	RPI
DIV. I ONLY	9- 19	270	3- 7	197	194	269	269	13	13	
DIV. I NON-CONF.	3- 6	230	0- 0	161	324	234	234	15	15	
TOTALS	RPI 1-25	RPI 26-50	W-L RECORDS	RPI 51-100	RPI 101-150	RPI 150+				
9- 19	0- 0	1- 1	OVERALL	0- 4	1- 4	7- 10				
6- 6	0- 0	1- 1	HOME	0- 1	1- 1	4- 3				
2- 11	0- 0	0- 0	AWAY	0- 2	0- 3	2- 6				
1- 2	0- 0	0- 0	NEUTRAL	0- 1	0- 0	1- 1				
3- 6	0- 0	0- 1	NON-CONFERENCE	0- 2	0- 0	3- 3				
1- 2	0- 0	0- 1	HOME	0- 0	0- 0	1- 1				
1- 3	0- 0	0- 0	AWAY	0- 1	0- 0	1- 2				
1- 1	0- 0	0- 0	NEUTRAL	0- 1	0- 0	1- 0				
6- 13	0- 0	1- 0	CONFERENCE	0- 2	1- 4	4- 7				
5- 4	0- 0	1- 0	HOME	0- 1	1- 1	3- 2				
1- 8	0- 0	0- 0	AWAY	0- 1	0- 3	1- 4				
0- 1	0- 0	0- 0	NEUTRAL	0- 0	0- 0	0- 1				

RPI S	Opponent	Score	RPI S	Opponent	Score	RPI S	Opponent	Score	RPI S	Opponent	Score	Team's RPI: 269
47	H Michigan	57 92	54	A Colorado St.	43 60	101	A Wyoming	67 80				
48	H Boise St.	84 77	54	H Colorado St.	46 80	107	A UNLV	62 80				
			81	A UC Davis	55 75	107	H UNLV	87 68				
			84	N UT Arlington	58 64	146	A Fresno St.	50 59				
						146	H Fresno St.	51 59				
						152	A New Mexico	42 85				
						152	H New Mexico	63 51				
						187	A UC Riverside	44 72				
						188	A Utah St.	47 53				
						188	H Utah St.	66 59				
						197	H UC Santa Barbara	84 70				
						202	H Loyola Marymount	53 60				
						203	A San Jose St.	80 81				
						203	H San Jose St.	90 99				
						203	N San Jose St.	58 76				
						223	A San Diego	53 91				
						285	A Nevada	65 88				
						285	H Nevada	83 78				
						306	N Central Conn. St.	80 62				
						322	A Air Force	64 51				
						322	H Air Force	59 62				
						346	A Cal St. Fullerton	71 61				
LAST 12 Division I GAMES:												
203	N San Jose St.	58 76	188	H Utah St.	66 59							
152	H New Mexico	63 51	285	A Nevada	65 88							
322	A Air Force	64 51	203	H San Jose St.	90 99							
54	H Colorado St.	46 80	146	H Fresno St.	51 59							
146	A Fresno St.	50 59	101	A Wyoming	67 80							
107	A UNLV	62 80	54	A Colorado St.	43 60							

Non-Div I Games: Biola 63 48 San Diego Christian 80 70

San Diego St.

Loss, Non-Conf, S Site, H Home A Away N Neutral

San Francisco

Through Games Of March 10, 2017

Average RPI Win:	214	WON-LOST	WINNING	LAST 10	STRENGTH OF	OPP. STRENGTH	TEAM	ADJ.	CONF.	ADJ CONF.
Average RPI Loss:	129	RECORD	PCT. RANK	GAMES	SCHEDULE	OF SCHEDULE	RPI	RPI	RPI	RPI
DIV. I ONLY	18- 13	120	6- 4	186	149	139	139	15	15	
DIV. I NON-CONF.	6- 5	148	0- 0	196	146	157	157	13	13	
TOTALS	RPI 1-25	RPI 26-50	W-L RECORDS	RPI 51-100	RPI 101-150	RPI 150+				
18- 13	0- 0	0- 0	OVERALL	2- 5	1- 5	15- 3				
12- 2	0- 0	0- 0	HOME	2- 1	1- 1	9- 0				
4- 10	0- 0	0- 0	AWAY	0- 3	0- 4	4- 3				
2- 1	0- 0	0- 0	NEUTRAL	0- 1	0- 0	2- 0				
6- 5	0- 0	0- 0	NON-CONFERENCE	0- 2	1- 3	5- 0				
4- 1	0- 0	0- 0	HOME	0- 1	1- 0	3- 0				
1- 4	0- 0	0- 0	AWAY	0- 1	0- 3	1- 0				
1- 0	0- 0	0- 0	NEUTRAL	0- 0	0- 0	1- 0				
12- 8	0- 0	0- 0	CONFERENCE	2- 3	0- 2	10- 3				
8- 1	0- 0	0- 0	HOME	2- 0	0- 1	6- 0				
3- 6	0- 0	0- 0	AWAY	0- 2	0- 1	3- 3				
1- 1	0- 0	0- 0	NEUTRAL	0- 1	0- 0	1- 0				

RPI S	Opponent	Score	RPI S	Opponent	Score	RPI S	Opponent	Score	RPI S	Opponent	Score	Team's RPI: 139
						55	A California	52 75	103	A Washington St.	35 73	
						64	A Gonzaga	46 61	111	A St. Mary's (CA)	72 75	
						64	H Gonzaga	77 72	111	H St. Mary's (CA)	62 64	
						64	N Gonzaga	46 77	115	H Long Beach St.	73 71	
						81	H UC Davis	58 78	131	A North Dakota	63 71	
						88	A BYU	61 73	146	A Fresno St.	48 61	
						88	H BYU	70 63	161	A Santa Clara	61 74	
									161	H Santa Clara	77 68	
									202	A Loyola Marymount	79 72	
									202	H Loyola Marymount	89 73	
									202	N Loyola Marymount	80 67	
									203	H San Jose St.	79 71	
									215	H Seattle U	73 59	
									223	A San Diego	82 67	
									223	H San Diego	81 72	
									244	A Pacific	60 63	
									244	H Pacific	67 64	
									273	A Cal Poly	73 67	
									276	A Portland	75 56	
									276	H Portland	83 71	
									278	N Western Caro.	73 52	
									286	H Sacramento St.	91 80	
									314	A Pepperdine	59 81	
									314	H Pepperdine	84 78	
LAST 12 Division I GAMES:												
			64	N Gonzaga	46 77	88	A BYU	61 73				
			202	N Loyola Marymount	80 67	161	A Santa Clara	61 74				
			314	H Pepperdine	84 78	202	A Loyola Marymount	79 72				
			202	H Loyola Marymount	89 73	314	A Pepperdine	59 81				
			276	H Portland	83 71	244	H Pacific	67 64				
			64	H Gonzaga	77 72	111	H St. Mary's (CA)	62 64				

Non-Div I Games:

San Francisco

■ Loss,
 ■ Non-Conf,
 ■ S Site,
 ■ Home
 ■ Away
 N Neutral

Average RPI Win:	239	WON-LOST	WINNING	LAST 10	STRENGTH OF	OPP. STRENGTH	TEAM	ADJ.	CONF.	ADJ CONF.
Average RPI Loss:	110	RECORD	PCT. RANK	GAMES	SCHEDULE	OF SCHEDULE	RPI	RPI	RPI	RPI
DIV. I ONLY	10- 21	267	4- 6	96	118	203	203	13	13	
DIV. I NON-CONF.	2- 9	293	0- 0	88	37	230	230	15	15	
TOTALS	RPI 1-25	RPI 26-50	W-L RECORDS	RPI 51-100	RPI 101-150	RPI 150+				
10- 21	0- 1	0- 4	OVERALL	0- 4	2- 7	8- 5				
5- 7	0- 0	0- 1	HOME	0- 1	1- 3	4- 2				
4- 11	0- 0	0- 2	AWAY	0- 2	1- 3	3- 3				
1- 3	0- 1	0- 1	NEUTRAL	0- 1	0- 0	1- 0				
2- 9	0- 1	0- 2	NON-CONFERENCE	0- 1	0- 3	2- 2				
1- 2	0- 0	0- 0	HOME	0- 0	0- 1	1- 1				
1- 5	0- 0	0- 1	AWAY	0- 1	0- 2	1- 1				
0- 2	0- 1	0- 1	NEUTRAL	0- 0	0- 0	0- 0				
8- 12	0- 0	0- 2	CONFERENCE	0- 3	2- 4	6- 3				
4- 5	0- 0	0- 1	HOME	0- 1	1- 2	3- 1				
3- 6	0- 0	0- 1	AWAY	0- 1	1- 2	2- 2				
1- 1	0- 0	0- 0	NEUTRAL	0- 1	0- 0	1- 0				

RPI 1-25				RPI 26-50				RPI 51-100				RPI 101+				Team's RPI: 203	
RPI	S	Opponent	Score	RPI	S	Opponent	Score	RPI	S	Opponent	Score	RPI	S	Opponent	Score		
5	N	Mississippi St.	51 88	34	A	Arizona St.	37 82	54	A	Colorado St.	67 70	101	A	Wyoming	60 89		
				35	N	Oregon	62 91	54	H	Colorado St.	56 68	101	H	Wyoming	59 68		
				48	A	Boise St.	64 86	54	N	Colorado St.	60 65	107	A	UNLV	76 65		
				48	H	Boise St.	61 69	76	A	South Dakota	69 84	107	H	UNLV	55 63		
												111	H	St. Mary's (CA)	64 85		
												139	A	San Francisco	71 79		
												140	A	New Mexico St.	55 66		
												146	A	Fresno St.	74 88		
												146	H	Fresno St.	77 68		
												152	H	New Mexico	72 82		
												161	H	Santa Clara	75 64		
												188	A	Utah St.	78 82		
												196	A	Nebraska	61 83		
												241	A	Hawaii	77 61		
												244	H	Pacific	96 99		
												269	A	San Diego St.	99 90		
												269	H	San Diego St.	81 80		
												269	N	San Diego St.	76 58		
												285	A	Nevada	85 108		
												285	H	Nevada	107 84		
												322	A	Air Force	83 67		
												322	H	Air Force	86 74		
LAST 12 Division I GAMES:																	
				54	N	Colorado St.	60 65	322	A	Air Force	83 67						
				269	N	San Diego St.	76 58	146	H	Fresno St.	77 68						
				101	H	Wyoming	59 68	107	H	UNLV	55 63						
				285	A	Nevada	85 108	269	A	San Diego St.	99 90						
				48	H	Boise St.	61 69	152	H	New Mexico	72 82						
				188	A	Utah St.	78 82	107	A	UNLV	76 65						

Non-Div I Games: Stanislaus St. 90 85

San Jose St.

Santa Clara

Through Games Of March 10, 2017

Average RPI Win:	201	WON-LOST	WINNING	LAST 10	STRENGTH OF	OPP. STRENGTH	TEAM	ADJ.	CONF.	ADJ CONF.
Average RPI Loss:	115	RECORD	PCT. RANK	GAMES	SCHEDULE	OF SCHEDULE	RPI	RPI	RPI	RPI
DIV. I ONLY	13- 16	205	5- 5	93	144	161	161	15	15	
DIV. I NON-CONF.	4- 6	209	0- 1	15	99	93	93	13	13	
TOTALS	RPI 1-25	RPI 26-50	W-L RECORDS	RPI 51-100	RPI 101-150	RPI 150+				
13- 16	0- 0	1- 1	OVERALL	1- 7	2- 4	9- 4				
7- 4	0- 0	0- 0	HOME	1- 2	1- 1	5- 1				
4- 8	0- 0	0- 0	AWAY	0- 0	0- 0	4- 0				
2- 4	0- 0	1- 1	NEUTRAL	0- 2	1- 1	0- 0				
4- 6	0- 0	1- 1	NON-CONFERENCE	0- 4	1- 0	2- 1				
1- 1	0- 0	0- 0	HOME	0- 1	0- 0	1- 0				
1- 2	0- 0	0- 0	AWAY	0- 1	0- 0	1- 1				
2- 3	0- 0	1- 1	NEUTRAL	0- 2	1- 0	0- 0				
9- 10	0- 0	0- 0	CONFERENCE	1- 3	1- 4	7- 3				
6- 3	0- 0	0- 0	HOME	1- 1	1- 1	4- 1				
3- 6	0- 0	0- 0	AWAY	0- 2	0- 2	3- 2				
0- 1	0- 0	0- 0	NEUTRAL	0- 0	0- 1	0- 0				

RPI S	Opponent	Score	RPI S	Opponent	Score	RPI S	Opponent	Score	RPI S	Opponent	Score	Team's RPI: 161
			28 N	Marquette	65 62	55 A	California	58 73	111 A	St. Mary's (CA)	53 55	
			30 N	South Fla.	54 63	64 A	Gonzaga	39 51	111 H	St. Mary's (CA)	58 73	
						64 H	Gonzaga	49 50	111 N	St. Mary's (CA)	57 60	
						67 N	Montana St.	50 77	139 A	San Francisco	68 77	
						68 H	Northwestern	75 87	139 H	San Francisco	74 61	
						80 N	Oklahoma St.	53 67	140 N	New Mexico St.	60 46	
						88 A	BYU	66 72	151 H	Idaho St.	82 78	
						88 H	BYU	64 63	197 A	UC Santa Barbara	69 58	
									202 A	Loyola Marymount	50 61	
									202 H	Loyola Marymount	71 64	
									203 A	San Jose St.	64 75	
									223 A	San Diego	58 60	
									223 H	San Diego	56 57	
									244 A	Pacific	61 51	
									244 H	Pacific	68 51	
									276 A	Portland	56 44	
									276 H	Portland	68 56	
									314 A	Pepperdine	69 48	
									314 H	Pepperdine	61 40	
LAST 12 Division I GAMES:												
			111 N	St. Mary's (CA)	57 60	244 H	Pacific	68 51				
			30 N	South Fla.	54 63	139 H	San Francisco	74 61				
			111 H	St. Mary's (CA)	58 73	64 H	Gonzaga	49 50				
			244 A	Pacific	61 51	276 H	Portland	68 56				
			223 A	San Diego	58 60	111 A	St. Mary's (CA)	53 55				
			314 A	Pepperdine	69 48	88 A	BYU	66 72				

Non-Div I Games: UC Santa Cruz 85 39

Santa Clara

Loss, Non-Conf, S Site, H Home A Away N Neutral

Average RPI Win:	294	WON-LOST	WINNING	LAST 10	STRENGTH OF	OPP. STRENGTH	TEAM	ADJ.	CONF.	ADJ CONF.
Average RPI Loss:	185	RECORD	PCT. RANK	GAMES	SCHEDULE	OF SCHEDULE	RPI	RPI	RPI	RPI
DIV. I ONLY	10- 19	259	4- 5	279	317	296	296	32	32	
DIV. I NON-CONF.	1- 10	325	0- 0	67	66	282	282	31	31	
TOTALS	RPI 1-25	RPI 26-50	W-L RECORDS	RPI 51-100	RPI 101-150	RPI 150+				
10- 19	0- 2	0- 1	OVERALL	0- 3	0- 0	10- 13				
7- 6	0- 1	0- 0	HOME	0- 1	0- 0	7- 4				
2- 12	0- 1	0- 1	AWAY	0- 2	0- 0	2- 8				
1- 1	0- 0	0- 0	NEUTRAL	0- 0	0- 0	1- 1				
1- 10	0- 2	0- 1	NON-CONFERENCE	0- 3	0- 0	1- 4				
1- 4	0- 1	0- 0	HOME	0- 1	0- 0	1- 2				
0- 6	0- 1	0- 1	AWAY	0- 2	0- 0	0- 2				
0- 0	0- 0	0- 0	NEUTRAL	0- 0	0- 0	0- 0				
9- 9	0- 0	0- 0	CONFERENCE	0- 0	0- 0	9- 9				
6- 2	0- 0	0- 0	HOME	0- 0	0- 0	6- 2				
2- 6	0- 0	0- 0	AWAY	0- 0	0- 0	2- 6				
1- 1	0- 0	0- 0	NEUTRAL	0- 0	0- 0	1- 1				

RPI 1-25				RPI 26-50				RPI 51-100				RPI 101+ Team's RPI: 296			
RPI	S	Opponent	Score	RPI	S	Opponent	Score	RPI	S	Opponent	Score	RPI	S	Opponent	Score
3	H	South Carolina	30 70	46	A	Auburn	46 75	59	A	Iowa St.	51 74	160	A	Hampton	46 75
10	A	Washington	36 87					90	A	FGCU	40 89	160	H	Hampton	55 51
								93	H	Jacksonville	40 55	167	H	Bethune-Cookman	31 38
												167	N	Bethune-Cookman	43 53
												198	A	Seton Hall	60 74
												209	H	Alabama St.	54 39
												227	A	Howard	49 55
												247	H	Ga. Southern	45 50
												252	H	Jacksonville St.	57 64
												260	A	UMES	59 58
												272	A	Kennesaw St.	60 72
												281	A	N.C. A&T	54 89
												283	A	Norfolk St.	55 61
												283	H	Norfolk St.	59 53
												288	H	Coppin St.	47 59
												324	H	Florida A&M	56 52
												330	A	Morgan St.	43 50
												330	H	Morgan St.	66 62
												330	N	Morgan St.	59 51
												335	A	N.C. Central	51 58
												347	H	Delaware St.	64 57
												348	A	South Carolina St.	60 49
												348	H	South Carolina St.	53 45
LAST 12 Division I GAMES:															
		167	N	Bethune-Cookman	43	53			330	A	Morgan St.	43	50		
		330	N	Morgan St.	59	51			283	H	Norfolk St.	59	53		
		348	H	South Carolina St.	53	45			160	H	Hampton	55	51		
		335	A	N.C. Central	51	58			260	A	UMES	59	58		
		281	A	N.C. A&T	54	89			227	A	Howard	49	55		
		288	H	Coppin St.	47	59			347	H	Delaware St.	64	57		

Non-Div I Games: Columbia (SC) 68 52 Allen 91 48

Savannah St.

Loss, Non-Conf, S Site, H Home A Away N Neutral

Seattle USeattle U

Seattle U

Page 289

Seton Hall

Through Games Of March 10, 2017

Average RPI Win:	206	WON-LOST	WINNING	LAST 10	STRENGTH OF	OPP. STRENGTH	TEAM	ADJ.	CONF.	ADJ CONF.
Average RPI Loss:	87	RECORD	PCT. RANK	GAMES	SCHEDULE	OF SCHEDULE	RPI	RPI	RPI	RPI
DIV. I ONLY	12- 19	237	2- 8	115	78	198	198	7	7	
DIV. I NON-CONF.	7- 4	114	0- 0	257	149	169	169	7	7	
TOTALS	RPI 1-25	RPI 26-50	W-L RECORDS	RPI 51-100	RPI 101-150	RPI 150+				
12- 19	0- 5	0- 2	OVERALL	2- 7	1- 1	9- 4				
10- 6	0- 2	0- 1	HOME	2- 3	1- 0	7- 0				
1- 12	0- 2	0- 1	AWAY	0- 4	0- 1	1- 4				
1- 1	0- 1	0- 0	NEUTRAL	0- 0	0- 0	1- 0				
7- 4	0- 0	0- 0	NON-CONFERENCE	1- 2	1- 1	5- 1				
6- 1	0- 0	0- 0	HOME	1- 1	1- 0	4- 0				
1- 3	0- 0	0- 0	AWAY	0- 1	0- 1	1- 1				
0- 0	0- 0	0- 0	NEUTRAL	0- 0	0- 0	0- 0				
5- 15	0- 5	0- 2	CONFERENCE	1- 5	0- 0	4- 3				
4- 5	0- 2	0- 1	HOME	1- 2	0- 0	3- 0				
0- 9	0- 2	0- 1	AWAY	0- 3	0- 0	0- 3				
1- 1	0- 1	0- 0	NEUTRAL	0- 0	0- 0	1- 0				

RPI 1-25				RPI 26-50				RPI 51-100				RPI 101+ Team's RPI: 198			
RPI	S	Opponent	Score	RPI	S	Opponent	Score	RPI	S	Opponent	Score	RPI	S	Opponent	Score
17	A	DePaul	60 86	28	A	Marquette	60 103	66	A	Villanova	52 69	108	H	Rider	89 81
17	H	DePaul	65 96	28	H	Marquette	77 83	66	H	Villanova	52 87	116	A	Princeton	67 94
17	N	DePaul	60 92					69	A	St. John's (NY)	71 77	177	H	Boston College	71 66
23	A	Creighton	44 61					69	H	St. John's (NY)	64 59	195	A	Providence	57 74
23	H	Creighton	60 70					71	A	Georgetown	58 77	195	H	Providence	55 43
								71	H	Georgetown	60 77	195	N	Providence	73 60
								73	A	Minnesota	57 90	206	A	Xavier	64 72
								84	H	UT Arlington	61 86	206	H	Xavier	71 62
								86	H	Wake Forest	70 63	224	A	Rutgers	45 53
												233	A	Marist	76 63
												259	A	Butler	58 79
												259	H	Butler	65 63
												296	H	Savannah St.	74 60
												306	H	Central Conn. St.	78 70
												336	H	LIU Brooklyn	77 59
LAST 12 Division I GAMES:															
17	N	DePaul	60 92	71	H	Georgetown	60 77								
195	N	Providence	73 60	17	A	DePaul	60 86								
69	A	St. John's (NY)	71 77	28	A	Marquette	60 103								
195	A	Providence	57 74	259	H	Butler	65 63								
23	A	Creighton	44 61	206	H	Xavier	71 62								
66	H	Villanova	52 87	23	H	Creighton	60 70								

Non-Div I Games:

Seton Hall

■ Loss,
■ Non-Conf,
■ S Site,
■ H Home
■ A Away
N Neutral

Average RPI Win:	242	WON-LOST	WINNING	LAST 10	STRENGTH OF	OPP. STRENGTH	TEAM	ADJ.	CONF.	ADJ CONF.
Average RPI Loss:	125	RECORD	PCT. RANK	GAMES	SCHEDULE	OF SCHEDULE	RPI	RPI	RPI	RPI
DIV. I ONLY	14- 16	192	6- 4	128	222	176	176	19	19	
DIV. I NON-CONF.	1- 8	314	0- 0	33	205	256	256	17	17	
TOTALS	RPI 1-25	RPI 26-50	W-L RECORDS	RPI 51-100	RPI 101-150	RPI 150+				
14- 16	0- 0	0- 4	OVERALL	0- 2	2- 4	12- 6				
8- 7	0- 0	0- 2	HOME	0- 1	1- 2	7- 2				
6- 9	0- 0	0- 2	AWAY	0- 1	1- 2	5- 4				
0- 0	0- 0	0- 0	NEUTRAL	0- 0	0- 0	0- 0				
1- 8	0- 0	0- 2	NON-CONFERENCE	0- 2	0- 1	1- 3				
1- 3	0- 0	0- 1	HOME	0- 1	0- 0	1- 1				
0- 5	0- 0	0- 1	AWAY	0- 1	0- 1	0- 2				
0- 0	0- 0	0- 0	NEUTRAL	0- 0	0- 0	0- 0				
13- 8	0- 0	0- 2	CONFERENCE	0- 0	2- 3	11- 3				
7- 4	0- 0	0- 1	HOME	0- 0	1- 2	6- 1				
6- 4	0- 0	0- 1	AWAY	0- 0	1- 1	5- 2				
0- 0	0- 0	0- 0	NEUTRAL	0- 0	0- 0	0- 0				

RPI 1-25				RPI 26-50				RPI 51-100				RPI 101+				Team's RPI: 176	
RPI	S	Opponent	Score	RPI	S	Opponent	Score	RPI	S	Opponent	Score	RPI	S	Opponent	Score		
				31	A	Syracuse	65 102	77	H	New Hampshire	67 77	108	A	Rider	70 72		
				32	A	Quinnipiac	47 73	90	A	FGCU	42 66	108	H	Rider	61 62		
				32	H	Quinnipiac	60 76					110	A	Albany (NY)	86 88		
				43	H	Harvard	58 65					148	A	Iona	58 46		
												148	H	Iona	47 67		
												148	H	Iona	57 53		
												157	A	Northeastern	50 61		
												165	A	Fairfield	57 61		
												165	H	Fairfield	67 52		
												183	H	Hartford	76 80		
												200	A	Sacred Heart	58 62		
												220	A	Monmouth	91 86		
												220	H	Monmouth	85 76		
												233	A	Marist	69 68		
												233	H	Marist	59 70		
												254	A	Canisius	77 67		
												254	H	Canisius	67 42		
												265	A	Niagara	70 68		
												265	H	Niagara	71 53		
												275	H	Colgate	71 63		
												280	A	Manhattan	66 68		
												280	H	Manhattan	67 62		
												327	A	Saint Peter's	76 60		
												327	H	Saint Peter's	80 55		
LAST 12 Division I GAMES:																	
				148	H	Iona	47 67	280	H	Manhattan	67 62						
				148	H	Iona	57 53	108	A	Rider	70 72						
				327	A	Saint Peter's	76 60	233	H	Marist	59 70						
				254	A	Canisius	77 67	220	A	Monmouth	91 86						
				265	A	Niagara	70 68	254	H	Canisius	67 42						
				32	H	Quinnipiac	60 76	233	A	Marist	69 68						

Non-Div I Games:

Siena

■ Loss,
 ■ Non-Conf,
 ■ S Site,
 ■ Home
 ■ A Away
 N Neutral

Average RPI Win:	265	WON-LOST	WINNING	LAST 10	STRENGTH OF	OPP. STRENGTH	TEAM	ADJ.	CONF.	ADJ CONF.
Average RPI Loss:	138	RECORD	PCT. RANK	GAMES	SCHEDULE	OF SCHEDULE	RPI	RPI	RPI	RPI
DIV. I ONLY	9- 20	273	4- 6	132	240	242	242	21	21	
DIV. I NON-CONF.	3- 6	230	0- 0	93	206	191	191	19	19	
TOTALS	RPI 1-25	RPI 26-50	W-L RECORDS	RPI 51-100	RPI 101-150	RPI 150+				
9- 20	0- 0	0- 3	OVERALL	0- 7	0- 3	9- 7				
3- 9	0- 0	0- 2	HOME	0- 2	0- 1	3- 4				
4- 9	0- 0	0- 1	AWAY	0- 3	0- 2	4- 3				
2- 2	0- 0	0- 0	NEUTRAL	0- 2	0- 0	2- 0				
3- 6	0- 0	0- 1	NON-CONFERENCE	0- 4	0- 0	3- 1				
1- 2	0- 0	0- 1	HOME	0- 1	0- 0	1- 0				
1- 3	0- 0	0- 0	AWAY	0- 2	0- 0	1- 1				
1- 1	0- 0	0- 0	NEUTRAL	0- 1	0- 0	1- 0				
6- 14	0- 0	0- 2	CONFERENCE	0- 3	0- 3	6- 6				
2- 7	0- 0	0- 1	HOME	0- 1	0- 1	2- 4				
3- 6	0- 0	0- 1	AWAY	0- 1	0- 2	3- 2				
1- 1	0- 0	0- 0	NEUTRAL	0- 1	0- 0	1- 0				

RPI S	Opponent	Score	RPI S	Opponent	Score	RPI S	Opponent	Score	RPI S	Opponent	Score	Team's RPI: 242
38	H North Carolina St.	31 74	83	N Florida	33 85	126	A Troy	71 75				
45	A Little Rock	54 71	84	A UT Arlington	41 53	126	H Troy	57 73				
45	H Little Rock	44 50	84	H UT Arlington	49 73	145	A Louisiana	38 62				
			84	N UT Arlington	53 65	169	A Texas St.	39 55				
			93	A Jacksonville	55 62	169	H Texas St.	44 57				
			94	A UCF	58 70	191	A UAB	41 66				
			98	H Southern Miss.	48 57	214	H Appalachian St.	54 41				
						230	H Southern U.	55 48				
						234	A New Orleans	65 62				
						247	A Ga. Southern	55 46				
						247	H Ga. Southern	45 53				
						255	H Coastal Caro.	45 61				
						261	A Georgia St.	77 47				
						261	H Georgia St.	45 55				
						261	N Georgia St.	49 44				
						292	N North Florida	62 55				
						317	A Arkansas St.	53 56				
						317	H Arkansas St.	71 49				
						331	A La.-Monroe	74 44				
LAST 12 Division I GAMES:												
84	N UT Arlington	53 65	214	H Appalachian St.	54 41							
261	N Georgia St.	49 44	255	H Coastal Caro.	45 61							
317	H Arkansas St.	71 49	331	A La.-Monroe	74 44							
45	H Little Rock	44 50	145	A Louisiana	38 62							
84	A UT Arlington	41 53	126	A Troy	71 75							
169	A Texas St.	39 55	247	H Ga. Southern	45 53							

Non-Div I Games: Spring Hill 38 33 William Carey 62 39

South Ala.

Through Games of March 10, 2017									
Average RPI Win: 83	WON-LOST	WINNING	LAST 10	STRENGTH OF	OPP. STRENGTH	TEAM	ADJ.	CONF.	ADJ CONF.
Average RPI Loss: 13	RECORD	PCT. RANK	GAMES	SCHEDULE	OF SCHEDULE	RPI	RPI	RPI	RPI
DIV. I ONLY	27- 4	7	8- 2	4	1	3	3	2	2
DIV. I NON-CONF.	10- 2	32	0- 1	11	2	3	3	2	2

TOTALS	RPI 1-25	RPI 26-50		W-L RECORDS		RPI 51-100	RPI 101-150	RPI 150+	
27- 4	10- 4	3- 0		OVERALL		5- 0	5- 0	4- 0	
13- 1	3- 1	1- 0		HOME		2- 0	5- 0	2- 0	
10- 3	4- 3	2- 0		AWAY		2- 0	0- 0	2- 0	
4- 0	3- 0	0- 0		NEUTRAL		1- 0	0- 0	0- 0	
10- 2	4- 2	0- 0		NON-CONFERENCE		1- 0	2- 0	3- 0	
6- 0	1- 0	0- 0		HOME		1- 0	2- 0	2- 0	
3- 2	2- 2	0- 0		AWAY		0- 0	0- 0	1- 0	
1- 0	1- 0	0- 0		NEUTRAL		0- 0	0- 0	0- 0	
17- 2	6- 2	3- 0		CONFERENCE		4- 0	3- 0	1- 0	
7- 1	2- 1	1- 0		HOME		1- 0	3- 0	0- 0	
7- 1	2- 1	2- 0		AWAY		2- 0	0- 0	1- 0	
3- 0	2- 0	0- 0		NEUTRAL		1- 0	0- 0	0- 0	

RPI	S	Opponent	Score	RPI	S	Opponent	Score	RPI	S	Opponent	Score	RPI	S	Opponent	Score
1	A	UConn	55 66	36	A	LSU	84 61	73	H	Minnesota	98 58	112	H	Vanderbilt	82 51
5	H	Mississippi St.	64 61	46	A	Auburn	73 47	83	A	Florida	81 62	114	H	Clemson	83 61
5	N	Mississippi St.	59 49	46	H	Auburn	60 41	85	A	Georgia	62 44	118	H	Ole Miss	65 46
8	A	Duke	63 74					85	H	Georgia	66 63	128	H	Maine	79 42
9	H	UCLA	66 57					85	N	Georgia	72 48	134	H	Alabama	93 45
11	N	Louisville	83 59									160	H	Hampton	92 38
13	A	Texas	76 67									172	A	Arkansas	79 49
14	A	Kentucky	75 63									296	A	Savannah St.	70 30
14	H	Kentucky	95 87									327	H	Saint Peter's	93 38
14	N	Kentucky	89 77												
20	H	Tennessee	74 76												
21	A	Texas A&M	80 64												
24	A	Missouri	60 62												
25	A	Ohio St.	92 80												
LAST 12 Division I GAMES:															
		5 N Mississippi St.	59 49			112 H Vanderbilt	82 51								
		14 N Kentucky	89 77			1 A UConn	55 66								
		85 N Georgia	72 48			46 H Auburn	60 41								
		14 H Kentucky	95 87			172 A Arkansas	79 49								
		21 A Texas A&M	80 64			14 A Kentucky	75 63								
		24 A Missouri	60 62			20 H Tennessee	74 76								

Non-Div I Games:

South Carolina

Average RPI Win:	312	WON-LOST	WINNING	LAST 10	STRENGTH OF	OPP. STRENGTH	TEAM	ADJ.	CONF.	ADJ CONF.
Average RPI Loss:	247	RECORD	PCT. RANK	GAMES	SCHEDULE	OF SCHEDULE	RPI	RPI	RPI	RPI
DIV. I ONLY	3- 23	337	0- 10	347	332	348	348	32	32	
DIV. I NON-CONF.	1- 8	314	0- 0	335	237	344	344	31	31	
TOTALS	RPI 1-25	RPI 26-50	W-L RECORDS	RPI 51-100	RPI 101-150	RPI 150+				
3- 23	0- 0	0- 0	OVERALL	0- 1	0- 2	3- 20				
1- 8	0- 0	0- 0	HOME	0- 0	0- 0	1- 8				
2- 13	0- 0	0- 0	AWAY	0- 1	0- 2	2- 10				
0- 2	0- 0	0- 0	NEUTRAL	0- 0	0- 0	0- 2				
1- 8	0- 0	0- 0	NON-CONFERENCE	0- 1	0- 2	1- 5				
0- 1	0- 0	0- 0	HOME	0- 0	0- 0	0- 1				
1- 6	0- 0	0- 0	AWAY	0- 1	0- 2	1- 3				
0- 1	0- 0	0- 0	NEUTRAL	0- 0	0- 0	0- 1				
2- 15	0- 0	0- 0	CONFERENCE	0- 0	0- 0	2- 15				
1- 7	0- 0	0- 0	HOME	0- 0	0- 0	1- 7				
1- 7	0- 0	0- 0	AWAY	0- 0	0- 0	1- 7				
0- 1	0- 0	0- 0	NEUTRAL	0- 0	0- 0	0- 1				

RPI S	Opponent	Score	RPI S	Opponent	Score	RPI S	Opponent	Score	RPI S	Opponent	Score	Team's RPI: 348
						85 A	Georgia	50 64	114 A	Clemson	36 56	
									120 A	North Carolina	49 82	
									160 A	Hampton	46 80	
									160 H	Hampton	50 51	
									167 H	Bethune-Cookman	34 64	
									227 A	Howard	57 75	
									239 A	Wofford	65 66	
									240 A	Charleston So.	62 67	
									247 A	Ga. Southern	58 74	
									255 N	Coastal Caro.	54 63	
									260 A	UMES	67 60	
									281 A	N.C. A&T	54 66	
									283 A	Norfolk St.	68 83	
									283 H	Norfolk St.	53 68	
									288 A	Coppin St.	54 70	
									288 H	Coppin St.	63 66	
									296 A	Savannah St.	45 53	
									296 H	Savannah St.	49 60	
									315 H	USC Upstate	67 73	
									324 H	Florida A&M	61 81	
									324 N	Florida A&M	61 65	
									330 H	Morgan St.	50 46	
									335 A	N.C. Central	41 52	
									345 A	Winthrop	63 55	
									347 H	Delaware St.	70 72	
LAST 12 Division I GAMES:												
			324 N	Florida A&M	61 65	335 A	N.C. Central	41 52				
			296 A	Savannah St.	45 53	160 H	Hampton	50 51				
			324 H	Florida A&M	61 81	283 H	Norfolk St.	53 68				
			288 H	Coppin St.	63 66	227 A	Howard	57 75				
			283 A	Norfolk St.	68 83	260 A	UMES	67 60				
			281 A	N.C. A&T	54 66	160 A	Hampton	46 80				

Non-Div I Games: St. Andrews 72 35 Morris 85 57

South Carolina St.

Loss, Non-Conf, S Site, H Home A Away N Neutral

South Dakota

Through Games Of March 10, 2017

Average RPI Win:	191	WON-LOST	WINNING	LAST 10	STRENGTH OF	OPP. STRENGTH	TEAM	ADJ.	CONF.	ADJ CONF.
Average RPI Loss:	118	RECORD	PCT. RANK	GAMES	SCHEDULE	OF SCHEDULE	RPI	RPI	RPI	RPI
DIV. I ONLY	20- 8	60	5- 5	185	130	76	76	11	11	
DIV. I NON-CONF.	9- 2	37	0- 0	159	170	41	41	10	10	
TOTALS	RPI 1-25	RPI 26-50	W-L RECORDS	RPI 51-100	RPI 101-150	RPI 150+				
20- 8	0- 0	1- 1	OVERALL	3- 3	3- 2	13- 2				
10- 1	0- 0	1- 0	HOME	2- 1	1- 0	6- 0				
7- 6	0- 0	0- 1	AWAY	0- 2	2- 1	5- 2				
3- 1	0- 0	0- 0	NEUTRAL	1- 0	0- 1	2- 0				
9- 2	0- 0	0- 0	NON-CONFERENCE	2- 0	1- 1	6- 1				
3- 0	0- 0	0- 0	HOME	1- 0	0- 0	2- 0				
3- 2	0- 0	0- 0	AWAY	0- 0	1- 1	2- 1				
3- 0	0- 0	0- 0	NEUTRAL	1- 0	0- 0	2- 0				
11- 6	0- 0	1- 1	CONFERENCE	1- 3	2- 1	7- 1				
7- 1	0- 0	1- 0	HOME	1- 1	1- 0	4- 0				
4- 4	0- 0	0- 1	AWAY	0- 2	1- 0	3- 1				
0- 1	0- 0	0- 0	NEUTRAL	0- 0	0- 1	0- 0				

RPI S	Opponent	Score	RPI S	Opponent	Score	RPI S	Opponent	Score	RPI S	Opponent	Score
37	A South Dakota St.	58 70	37	H South Dakota St.	65 62	60	A Western Ill.	75 81	101	A Wyoming	62 69
						60	H Western Ill.	78 86	143	A Tulsa	71 68
						62	A IUPUI	42 63	149	A Omaha	60 52
						62	H IUPUI	75 62	149	H Omaha	91 56
						74	N Northern Ill.	97 83	149	N Omaha	58 64
						99	H SFA	80 74	158	A Oral Roberts	69 47
									158	H Oral Roberts	79 50
									172	A Arkansas	67 70
									174	N Southern Ill.	68 57
									187	A UC Riverside	61 55
									203	H San Jose St.	84 69
									204	N SIUE	75 68
									207	H Illinois	77 68
									263	A CSU Bakersfield	75 60
									305	A North Dakota St.	73 83
									305	H North Dakota St.	80 48
									309	A Denver	53 44
									309	H Denver	70 64
									316	A Fort Wayne	82 55
									316	H Fort Wayne	87 59
LAST 12 Division I GAMES:											
149	N Omaha	58 64	37	A South Dakota St.	58 70						
60	A Western Ill.	75 81	309	A Denver	53 44						
62	A IUPUI	42 63	60	H Western Ill.	78 86						
149	H Omaha	91 56	305	H North Dakota St.	80 48						
158	H Oral Roberts	79 50	316	H Fort Wayne	87 59						
316	A Fort Wayne	82 55	149	A Omaha	60 52						

Non-Div I Games: Concordia-St. Paul 83 58 Northwestern (IA) 100 57

South Dakota

Loss, Non-Conf, S Site, H Home A Away N Neutral

Average RPI Win:	181	WON-LOST	WINNING	LAST 10	STRENGTH OF	OPP. STRENGTH	TEAM	ADJ.	CONF.	ADJ CONF.
Average RPI Loss:	58	RECORD	PCT. RANK	GAMES	SCHEDULE	OF SCHEDULE	RPI	RPI	RPI	RPI
DIV. I ONLY	22- 8	52	6- 4	74	107	37	37	11	11	
DIV. I NON-CONF.	9- 3	63	0- 0	22	40	12	12	10	10	
TOTALS	RPI 1-25	RPI 26-50	W-L RECORDS	RPI 51-100	RPI 101-150	RPI 150+				
22- 8	1- 2	0- 1	OVERALL	6- 4	2- 1	13- 0				
12- 1	1- 0	0- 1	HOME	4- 0	1- 0	6- 0				
8- 6	0- 2	0- 0	AWAY	2- 3	1- 1	5- 0				
2- 1	0- 0	0- 0	NEUTRAL	0- 1	0- 0	2- 0				
9- 3	1- 2	0- 1	NON-CONFERENCE	3- 0	1- 0	4- 0				
4- 1	1- 0	0- 1	HOME	1- 0	0- 0	2- 0				
4- 2	0- 2	0- 0	AWAY	2- 0	1- 0	1- 0				
1- 0	0- 0	0- 0	NEUTRAL	0- 0	0- 0	1- 0				
13- 5	0- 0	0- 0	CONFERENCE	3- 4	1- 1	9- 0				
8- 0	0- 0	0- 0	HOME	3- 0	1- 0	4- 0				
4- 4	0- 0	0- 0	AWAY	0- 3	0- 1	4- 0				
1- 1	0- 0	0- 0	NEUTRAL	0- 1	0- 0	1- 0				

RPI 1-25				RPI 26-50				Team's RPI: 37				RPI 51-100				RPI 101+			
RPI	S	Opponent	Score	RPI	S	Opponent	Score	RPI	S	Opponent	Score	RPI	S	Opponent	Score	RPI	S	Opponent	Score
11	A	Louisville	30 83	26	H	Green Bay	43 67	51	A	UNI	61 50	131	A	North Dakota	83 72				
19	A	Oklahoma	60 74					53	H	George Washington	60 55	149	A	Omaha	82 83				
23	H	Creighton	63 56					60	A	Western Ill.	77 83	149	H	Omaha	76 64				
								60	H	Western Ill.	73 58	158	A	Oral Roberts	78 57				
								62	A	IUPUI	59 64	158	H	Oral Roberts	82 35				
								62	H	IUPUI	68 49	158	N	Oral Roberts	65 50				
								62	N	IUPUI	61 65	173	A	Wichita St.	78 58				
								63	A	Iowa	66 64	204	H	SIUE	82 49				
								76	A	South Dakota	62 65	287	H	Ark.-Pine Bluff	103 45				
								76	H	South Dakota	70 58	305	A	North Dakota St.	69 66				
												305	H	North Dakota St.	70 44				
												309	A	Denver	72 63				
												309	H	Denver	78 54				
												316	A	Fort Wayne	76 59				
												316	H	Fort Wayne	73 51				
												323	N	Montana	84 43				
LAST 12 Division I GAMES:																			
		62	N	IUPUI			61	65			158	H	Oral Roberts			82		35	
		158	N	Oral Roberts			65	50			76	H	South Dakota			70		58	
		309	H	Denver			78	54			305	H	North Dakota St.			70		44	
		316	A	Fort Wayne			76	59			149	A	Omaha			82		83	
		60	A	Western Ill.			77	83			60	H	Western Ill.			73		58	
		62	A	IUPUI			59	64			309	A	Denver			72		63	

Non-Div I Games:

South Dakota St.

■ Loss,
 ■ Non-Conf, S Site,
 ■ Home
 ■ Away
 N Neutral

Average RPI Win:	151	WON-LOST	WINNING	LAST 10	STRENGTH OF	OPP. STRENGTH	TEAM	ADJ.	CONF.	ADJ CONF.
Average RPI Loss:	51	RECORD	PCT. RANK	GAMES	SCHEDULE	OF SCHEDULE	RPI	RPI	RPI	RPI
DIV. I ONLY	24- 8	39	6- 4	51	54	30	30	5	5	
DIV. I NON-CONF.	11- 2	23	0- 0	147	140	54	54	5	5	
TOTALS	RPI 1-25	RPI 26-50	W-L RECORDS	RPI 51-100	RPI 101-150	RPI 150+				
24- 8	2- 5	0- 0	OVERALL	6- 1	5- 1	11- 1				
10- 4	0- 3	0- 0	HOME	2- 1	2- 0	6- 0				
8- 2	1- 1	0- 0	AWAY	2- 0	1- 0	4- 1				
6- 2	1- 1	0- 0	NEUTRAL	2- 0	2- 1	1- 0				
11- 2	0- 1	0- 0	NON-CONFERENCE	2- 0	3- 1	6- 0				
5- 1	0- 1	0- 0	HOME	1- 0	1- 0	3- 0				
2- 0	0- 0	0- 0	AWAY	0- 0	0- 0	2- 0				
4- 1	0- 0	0- 0	NEUTRAL	1- 0	2- 1	1- 0				
13- 6	2- 4	0- 0	CONFERENCE	4- 1	2- 0	5- 1				
5- 3	0- 2	0- 0	HOME	1- 1	1- 0	3- 0				
6- 2	1- 1	0- 0	AWAY	2- 0	1- 0	2- 1				
2- 1	1- 1	0- 0	NEUTRAL	1- 0	0- 0	0- 0				

RPI S	Opponent	Score	RPI S	Opponent	Score	Team's RPI: 30	RPI S	Opponent	Score	RPI S	Opponent	Score
1	A UConn	37 102					75	A Tulane	62 53	102	H Stetson	74 60
1	H UConn	68 96					75	H Tulane	66 56	107	N UNLV	77 42
1	N UConn	44 100					85	N Georgia	81 65	115	N Long Beach St.	68 73
11	H Louisville	52 66					93	H Jacksonville	64 52	120	N North Carolina	83 55
18	A Temple	55 51					94	H UCF	62 66	143	A Tulsa	90 64
18	H Temple	71 77					100	A SMU	52 51	143	H Tulsa	84 68
18	N Temple	63 58					100	N SMU	62 55	161	N Santa Clara	63 54
										168	A Memphis	57 62
										168	H Memphis	79 49
										171	A East Carolina	76 66
										171	H East Carolina	79 48
										175	A Houston	79 50
										182	H Cincinnati	72 52
										243	H Saint Francis (PA)	129 80
										259	A Butler	74 59
										292	H North Florida	78 42
										310	H FIU	91 41
										317	A Arkansas St.	78 59
LAST 12 Division I GAMES:												
1	N UConn	44 100	18	H Temple	71 77							
18	N Temple	63 58	94	H UCF	62 66							
100	N SMU	62 55	75	H Tulane	66 56							
1	H UConn	68 96	171	A East Carolina	76 66							
143	A Tulsa	90 64	168	A Memphis	57 62							
175	A Houston	79 50	182	H Cincinnati	72 52							

Non-Div I Games:

South Fla.

Average RPI Win: 267	WON-LOST	WINNING	LAST 10	STRENGTH OF	OPP. STRENGTH	TEAM	ADJ.	CONF.	ADJ CONF.
Average RPI Loss: 184	RECORD	PCT. RANK	GAMES	SCHEDULE	OF SCHEDULE	RPI	RPI	RPI	RPI
DIV. I ONLY	11- 17	231	5- 5	276	295	266	266	26	26
DIV. I NON-CONF.	4- 7	224	0- 0	259	307	283	283	25	25
TOTALS	RPI 1-25	RPI 26-50	W-L RECORDS	RPI 51-100	RPI 101-150	RPI 150+			
11- 17	0- 0	0- 0	OVERALL	0- 4	0- 1	11- 12			
4- 9	0- 0	0- 0	HOME	0- 2	0- 0	4- 7			
6- 6	0- 0	0- 0	AWAY	0- 1	0- 0	6- 5			
1- 2	0- 0	0- 0	NEUTRAL	0- 1	0- 1	1- 0			
4- 7	0- 0	0- 0	NON-CONFERENCE	0- 2	0- 1	4- 4			
2- 3	0- 0	0- 0	HOME	0- 2	0- 0	2- 1			
1- 3	0- 0	0- 0	AWAY	0- 0	0- 0	1- 3			
1- 1	0- 0	0- 0	NEUTRAL	0- 0	0- 1	1- 0			
7- 10	0- 0	0- 0	CONFERENCE	0- 2	0- 0	7- 8			
2- 6	0- 0	0- 0	HOME	0- 0	0- 0	2- 6			
5- 3	0- 0	0- 0	AWAY	0- 1	0- 0	5- 2			
0- 1	0- 0	0- 0	NEUTRAL	0- 1	0- 0	0- 0			

RPI S	Opponent	Score	RPI S	Opponent	Score	RPI S	Opponent	Score	RPI S	Opponent	Score	Team's RPI: 266
						57	A Belmont	77 89	145	N Louisiana	78 82	
						57	N Belmont	59 74	168	A Memphis	63 65	
						60	H Western Ill.	87 100	174	A Southern Ill.	70 77	
						92	H Saint Louis	50 89	179	H Morehead St.	72 82	
									182	H Cincinnati	75 83	
									204	A SIUE	69 70	
									204	H SIUE	78 74	
									206	A Xavier	48 54	
									222	A UT Martin	82 79	
									222	H UT Martin	73 82	
									225	A Evansville	76 74	
									252	A Jacksonville St.	65 58	
									253	A Tennessee St.	75 67	
									262	A Austin Peay	74 84	
									262	H Austin Peay	64 74	
									264	A Murray St.	80 67	
									264	H Murray St.	79 70	
									271	H Eastern Ky.	63 74	
									282	H Tennessee Tech	63 74	
									298	H Lipscomb	79 63	
									299	A Eastern Ill.	107 65	
									299	H Eastern Ill.	62 71	
									307	N Alcorn	68 50	
									349	H Alabama A&M	75 47	
LAST 12 Division I GAMES:												
			57	N Belmont	59 74	179	H Morehead St.	72 82				
			262	H Austin Peay	64 74	252	A Jacksonville St.	65 58				
			264	A Murray St.	80 67	262	A Austin Peay	74 84				
			222	H UT Martin	73 82	264	H Murray St.	79 70				
			299	A Eastern Ill.	107 65	299	H Eastern Ill.	62 71				
			204	H SIUE	78 74	204	A SIUE	69 70				

Non-Div I Games: Hannibal-La Grange 99 52 Stephens College 107 59

Southeast Mo. St.

■ Loss,
 ■ Non-Conf, S Site,
 ■ Home
 ■ Away
 N Neutral

Average RPI Win:	260	WON-LOST	WINNING	LAST 10	STRENGTH OF	OPP. STRENGTH	TEAM	ADJ.	CONF.	ADJ CONF.
Average RPI Loss:	196	RECORD	PCT. RANK	GAMES	SCHEDULE	OF SCHEDULE	RPI	RPI	RPI	RPI
DIV. I ONLY	4- 24	330	1- 9	218	300	329	329	27	27	
DIV. I NON-CONF.	1- 9	323	0- 0	63	209	278	278	27	27	
TOTALS	RPI 1-25	RPI 26-50	W-L RECORDS	RPI 51-100	RPI 101-150	RPI 150+				
4- 24	0- 1	0- 0	OVERALL	0- 5	0- 5	4- 13				
3- 8	0- 0	0- 0	HOME	0- 2	0- 1	3- 5				
1- 16	0- 1	0- 0	AWAY	0- 3	0- 4	1- 8				
0- 0	0- 0	0- 0	NEUTRAL	0- 0	0- 0	0- 0				
1- 9	0- 1	0- 0	NON-CONFERENCE	0- 2	0- 3	1- 3				
1- 1	0- 0	0- 0	HOME	0- 0	0- 0	1- 1				
0- 8	0- 1	0- 0	AWAY	0- 2	0- 3	0- 2				
0- 0	0- 0	0- 0	NEUTRAL	0- 0	0- 0	0- 0				
3- 15	0- 0	0- 0	CONFERENCE	0- 3	0- 2	3- 10				
2- 7	0- 0	0- 0	HOME	0- 2	0- 1	2- 4				
1- 8	0- 0	0- 0	AWAY	0- 1	0- 1	1- 6				
0- 0	0- 0	0- 0	NEUTRAL	0- 0	0- 0	0- 0				

RPI 1-25				RPI 26-50				RPI 51-100				RPI 101+ Team's RPI: 329			
RPI	S	Opponent	Score	RPI	S	Opponent	Score	RPI	S	Opponent	Score	RPI	S	Opponent	Score
7	A	Baylor	38 109					54	A	Colorado St.	31 77	106	H	Abilene Christian	57 82
								83	A	Florida	51 102	109	A	Colorado	54 112
								96	A	Central Ark.	55 77	118	A	Ole Miss	31 81
								96	H	Central Ark.	64 78	130	A	Lamar University	68 86
								99	H	SFA	62 92	145	A	Louisiana	77 86
												167	H	Bethune-Cookman	75 63
												175	A	Houston	80 83
												199	H	Grambling	71 87
												234	A	New Orleans	87 102
												234	H	New Orleans	85 70
												270	A	A&M-Corpus Christi	61 77
												270	H	A&M-Corpus Christi	53 69
												279	H	McNeese	83 86
												295	A	Nicholls St.	57 92
												295	H	Nicholls St.	60 76
												303	A	Northwestern St.	71 89
												303	H	Northwestern St.	69 58
												333	A	Incarnate Word	56 96
												333	H	Incarnate Word	76 85
												334	A	Jackson St.	66 83
												337	A	Houston Baptist	87 71
												340	A	Sam Houston St.	61 68
LAST 12 Division I GAMES:															
234	A	New Orleans	87 102	270	H	A&M-Corpus Christi	53 69								
295	A	Nicholls St.	57 92	96	A	Central Ark.	55 77								
96	H	Central Ark.	64 78	295	H	Nicholls St.	60 76								
99	H	SFA	62 92	340	A	Sam Houston St.	61 68								
303	A	Northwestern St.	71 89	303	H	Northwestern St.	69 58								
234	H	New Orleans	85 70	333	A	Incarnate Word	56 96								

Non-Div I Games: Mobile 67 52

Southeastern La.

■ Loss,
 ■ Non-Conf, S Site,
 ■ Home
 ■ Away
 N Neutral

Southern California

Through Games Of March 10, 2017

Average RPI Win:	157	WON-LOST	WINNING	LAST 10	STRENGTH OF	OPP. STRENGTH	TEAM	ADJ.	CONF.	ADJ CONF.
Average RPI Loss:	43	RECORD	PCT. RANK	GAMES	SCHEDULE	OF SCHEDULE	RPI	RPI	RPI	RPI
DIV. I ONLY	14- 16	192	3- 7	37	19	89	89	1	1	
DIV. I NON-CONF.	9- 2	37	0- 0	151	177	56	56	1	1	

TOTALS	RPI 1-25	RPI 26-50	W-L RECORDS	RPI 51-100	RPI 101-150	RPI 150+				
14- 16	2- 7	1- 3	OVERALL	0- 3	4- 3	7- 0				
8- 6	0- 4	1- 1	HOME	0- 1	4- 0	3- 0				
4- 9	2- 3	0- 2	AWAY	0- 1	0- 3	2- 0				
2- 1	0- 0	0- 0	NEUTRAL	0- 1	0- 0	2- 0				
9- 2	1- 1	0- 0	NON-CONFERENCE	0- 0	1- 1	7- 0				
4- 1	0- 1	0- 0	HOME	0- 0	1- 0	3- 0				
3- 1	1- 0	0- 0	AWAY	0- 0	0- 1	2- 0				
2- 0	0- 0	0- 0	NEUTRAL	0- 0	0- 0	2- 0				
5- 14	1- 6	1- 3	CONFERENCE	0- 3	3- 2	0- 0				
4- 5	0- 3	1- 1	HOME	0- 1	3- 0	0- 0				
1- 8	1- 3	0- 2	AWAY	0- 1	0- 2	0- 0				
0- 1	0- 0	0- 0	NEUTRAL	0- 1	0- 0	0- 0				

RPI 1-25				RPI 26-50				RPI 51-100				Team's RPI: 89	RPI 101+			
RPI	S	Opponent	Score	RPI	S	Opponent	Score	RPI	S	Opponent	Score		RPI	S	Opponent	Score
4	A	Oregon St.	70 50	34	A	Arizona St.	62 69	55	A	California	56 63		103	A	Washington St.	57 74
4	H	Oregon St.	60 74	34	H	Arizona St.	65 50	55	N	California	58 71		103	H	Washington St.	80 64
5	H	Mississippi St.	72 76	35	A	Oregon	50 73	79	H	Utah	53 58		107	A	UNLV	66 77
6	A	Stanford	42 58	35	H	Oregon	53 59						109	H	Colorado	79 54
9	A	UCLA	67 71										115	H	Long Beach St.	82 74
9	H	UCLA	59 74										132	A	Arizona	62 67
10	A	Washington	67 77										132	H	Arizona	58 54
10	H	Washington	74 87										164	N	Missouri St.	89 67
21	A	Texas A&M	66 62										187	H	UC Riverside	67 49
													199	H	Grambling	75 64
													241	H	Hawaii	76 44
													276	N	Portland	67 54
													286	A	Sacramento St.	111 95
													328	A	UC Irvine	83 45
LAST 12 Division I GAMES:																
		55 N California	58 71			4 A Oregon St.	70 50									
		132 A Arizona	62 67			55 A California	56 63									
		34 A Arizona St.	62 69			6 A Stanford	42 58									
		10 H Washington	74 87			34 H Arizona St.	65 50									
		103 H Washington St.	80 64			132 H Arizona	58 54									
		35 A Oregon	50 73			9 A UCLA	67 71									

Non-Div I Games:

Southern California

■ Loss,
■ Non-Conf,
■ S Site,
■ H Home
■ A Away
N Neutral

Average RPI Win: 227	WON-LOST	WINNING	LAST 10	STRENGTH OF	OPP. STRENGTH	TEAM	ADJ.	CONF.	ADJ CONF.
Average RPI Loss: 144	RECORD	PCT. RANK	GAMES	SCHEDULE	OF SCHEDULE	RPI	RPI	RPI	RPI
DIV. I ONLY	15- 14	162	6- 4	204	182	174	174	16	16
DIV. I NON-CONF.	5- 5	165	0- 0	167	198	160	160	14	14
TOTALS	RPI 1-25	RPI 26-50	W-L RECORDS	RPI 51-100	RPI 101-150	RPI 150+			
15- 14	0- 1	0- 2	OVERALL	2- 2	0- 0	13- 9			
8- 5	0- 0	0- 1	HOME	1- 0	0- 0	7- 4			
7- 7	0- 1	0- 1	AWAY	1- 1	0- 0	6- 4			
0- 2	0- 0	0- 0	NEUTRAL	0- 1	0- 0	0- 1			
5- 5	0- 1	0- 0	NON-CONFERENCE	1- 1	0- 0	4- 3			
3- 1	0- 0	0- 0	HOME	0- 0	0- 0	3- 1			
2- 3	0- 1	0- 0	AWAY	1- 0	0- 0	1- 2			
0- 1	0- 0	0- 0	NEUTRAL	0- 1	0- 0	0- 0			
10- 9	0- 0	0- 2	CONFERENCE	1- 1	0- 0	9- 6			
5- 4	0- 0	0- 1	HOME	1- 0	0- 0	4- 3			
5- 4	0- 0	0- 1	AWAY	0- 1	0- 0	5- 2			
0- 1	0- 0	0- 0	NEUTRAL	0- 0	0- 0	0- 1			

RPI 1-25				RPI 26-50				RPI 51-100				RPI 101+ Team's RPI: 174			
RPI	S	Opponent	Score	RPI	S	Opponent	Score	RPI	S	Opponent	Score	RPI	S	Opponent	Score
19	A	Oklahoma	48 80	29	A	Drake	59 75	51	A	UNI	49 79	164	A	Missouri St.	59 73
				29	H	Drake	60 71	51	H	UNI	64 59	164	H	Missouri St.	60 78
								58	A	Purdue	64 61	168	H	Memphis	69 61
								76	N	South Dakota	57 68	173	A	Wichita St.	61 58
												173	H	Wichita St.	77 54
												173	N	Wichita St.	60 73
												191	H	UAB	49 64
												204	A	SIUE	59 60
												222	A	UT Martin	68 76
												225	A	Evansville	60 63
												225	H	Evansville	61 74
												229	A	Bradley	66 57
												229	H	Bradley	69 63
												250	A	Indiana St.	70 66
												250	H	Indiana St.	53 68
												264	H	Murray St.	70 63
												266	H	Southeast Mo. St.	77 70
												293	A	UMKC	77 69
												302	A	Illinois St.	63 56
												302	H	Illinois St.	57 48
												326	A	Loyola Chicago	71 46
												326	H	Loyola Chicago	73 57
LAST 12 Division I GAMES:															
				173	N	Wichita St.	60 73	173	A	Wichita St.	61 58				
				326	A	Loyola Chicago	71 46	164	A	Missouri St.	59 73				
				250	A	Indiana St.	70 66	51	H	UNI	64 59				
				229	H	Bradley	69 63	29	H	Drake	60 71				
				302	H	Illinois St.	57 48	302	A	Illinois St.	63 56				
				225	H	Evansville	61 74	229	A	Bradley	66 57				

Non-Div I Games: Brescia 104 35

Southern Ill.

■ Loss,
 ■ Non-Conf,
 ■ S Site,
 ■ Home
 ■ A Away
 N Neutral

Average RPI Win:	211	WON-LOST	WINNING	LAST 10	STRENGTH OF	OPP. STRENGTH	TEAM	ADJ.	CONF.	ADJ CONF.
Average RPI Loss:	118	RECORD	PCT. RANK	GAMES	SCHEDULE	OF SCHEDULE	RPI	RPI	RPI	RPI
DIV. I ONLY	22- 9	62	9- 1	194	136	98	98	14	14	
DIV. I NON-CONF.	7- 4	114	0- 0	230	166	171	171	16	16	
TOTALS	RPI 1-25	RPI 26-50	W-L RECORDS	RPI 51-100	RPI 101-150	RPI 150+				
22- 9	0- 1	0- 1	OVERALL	2- 2	4- 2	16- 3				
13- 2	0- 1	0- 0	HOME	1- 0	3- 1	9- 0				
6- 5	0- 0	0- 0	AWAY	0- 0	0- 0	6- 0				
3- 2	0- 0	0- 0	NEUTRAL	1- 1	1- 0	1- 1				
7- 4	0- 1	0- 0	NON-CONFERENCE	0- 2	1- 0	6- 1				
5- 1	0- 1	0- 0	HOME	0- 0	1- 0	4- 0				
1- 1	0- 0	0- 0	AWAY	0- 1	0- 0	1- 0				
1- 2	0- 0	0- 0	NEUTRAL	0- 1	0- 0	1- 1				
15- 5	0- 0	0- 1	CONFERENCE	2- 0	3- 2	10- 2				
8- 1	0- 0	0- 0	HOME	1- 0	2- 1	5- 0				
5- 4	0- 0	0- 1	AWAY	0- 0	0- 1	5- 2				
2- 0	0- 0	0- 0	NEUTRAL	1- 0	1- 0	0- 0				

RPI 1-25				RPI 26-50				RPI 51-100				Team's RPI: 98	RPI 101+			
RPI	S	Opponent	Score	RPI	S	Opponent	Score	RPI	S	Opponent	Score		RPI	S	Opponent	Score
5	H	Mississippi St.	50 72	40	A	Western Ky.	53 79	55	N	California	51 71		117	H	Charlotte	61 78
								75	A	Tulane	67 86		135	H	Old Dominion	84 69
								82	H	Middle Tenn.	81 61		135	N	Old Dominion	80 74
								82	N	Middle Tenn.	59 54		137	A	Louisiana Tech	61 72
													137	H	Louisiana Tech	72 63
													145	H	Louisiana	71 49
													156	A	Rice	68 76
													156	H	Rice	79 60
													184	A	North Texas	62 75
													184	H	North Texas	70 48
													186	A	UTSA	69 68
													186	H	UTSA	74 71
													191	H	UAB	64 59
													206	N	Xavier	73 59
													209	H	Alabama St.	70 43
													234	H	New Orleans	78 53
													242	A	South Ala.	57 48
													251	A	Marshall	82 78
													297	N	Northern Ky.	53 58
LAST 12 Division I GAMES:																
				82	N	Middle Tenn.	59 54	310	A	FIU	75 37		304	A	UTEP	79 68
				135	N	Old Dominion	80 74	304	H	UTEP	73 48		304	H	UTEP	73 48
				137	H	Louisiana Tech	72 63	186	H	UTSA	74 71		307	H	Alcorn	99 56
				184	H	North Texas	70 48	40	A	Western Ky.	53 79		310	A	FIU	75 37
				156	H	Rice	79 60	251	A	Marshall	82 78		313	H	Mississippi Val.	83 55
				338	A	Fla. Atlantic	82 67	191	H	UAB	64 59		338	A	Fla. Atlantic	82 67

Non-Div I Games: William Carey 92 39

Southern Miss.

■ Loss,
 ■ Non-Conf, S Site,
 ■ Home
 ■ Away
 N Neutral

Average RPI Win: 287	WON-LOST	WINNING	LAST 10	STRENGTH OF	OPP. STRENGTH	TEAM	ADJ.	CONF.	ADJ CONF.
Average RPI Loss: 167	RECORD	PCT. RANK	GAMES	SCHEDULE	OF SCHEDULE	RPI	RPI	RPI	RPI
DIV. I ONLY	13- 14	185	6- 4	301	310	230	230	30	30
DIV. I NON-CONF.	1- 6	310	0- 0	38	6	214	214	30	30
TOTALS	RPI 1-25	RPI 26-50	W-L RECORDS	RPI 51-100	RPI 101-150	RPI 150+			
13- 14	0- 3	0- 1	OVERALL	0- 0	0- 0	13- 10			
9- 2	0- 0	0- 0	HOME	0- 0	0- 0	9- 2			
4- 10	0- 0	0- 0	AWAY	0- 0	0- 0	4- 1			
0- 2	0- 1	0- 0	NEUTRAL	0- 0	0- 0	0- 1			
1- 6	0- 3	0- 1	NON-CONFERENCE	0- 0	0- 0	1- 2			
1- 0	0- 0	0- 0	HOME	0- 0	0- 0	1- 0			
0- 5	0- 2	0- 1	AWAY	0- 0	0- 0	0- 2			
0- 1	0- 1	0- 0	NEUTRAL	0- 0	0- 0	0- 0			
12- 8	0- 0	0- 0	CONFERENCE	0- 0	0- 0	12- 8			
8- 2	0- 0	0- 0	HOME	0- 0	0- 0	8- 2			
4- 5	0- 0	0- 0	AWAY	0- 0	0- 0	4- 5			
0- 1	0- 0	0- 0	NEUTRAL	0- 0	0- 0	0- 1			

RPI 1-25				RPI 26-50				RPI 51-100				RPI 101+ Team's RPI: 230			
RPI	S	Opponent	Score	RPI	S	Opponent	Score	RPI	S	Opponent	Score	RPI	S	Opponent	Score
9	A	UCLA	47 95	42	A	Michigan St.	55 70					167	H	Bethune-Cookman	61 59
21	N	Texas A&M	58 81									171	A	East Carolina	55 62
25	A	Ohio St.	73 108									178	A	Texas Southern	46 58
												178	H	Texas Southern	71 77
												199	A	Grambling	71 68
												199	H	Grambling	63 70
												199	N	Grambling	56 65
												209	A	Alabama St.	70 75
												209	H	Alabama St.	59 53
												242	A	South Ala.	48 55
												267	A	Prairie View	63 70
												267	H	Prairie View	86 72
												287	A	Ark.-Pine Bluff	59 63
												287	H	Ark.-Pine Bluff	67 50
												307	A	Alcorn	63 69
												307	H	Alcorn	73 67
												307	H	Alcorn	45 33
												313	A	Mississippi Val.	62 51
												313	H	Mississippi Val.	51 44
												334	A	Jackson St.	85 56
												334	H	Jackson St.	80 61
												349	A	Alabama A&M	66 54
												349	H	Alabama A&M	69 57
LAST 12 Division I GAMES:															
199	N	Grambling	56 65	349	H	Alabama A&M	69 57								
307	H	Alcorn	73 67	313	A	Mississippi Val.	62 51								
178	A	Texas Southern	46 58	287	A	Ark.-Pine Bluff	59 63								
267	A	Prairie View	63 70	334	H	Jackson St.	80 61								
307	H	Alcorn	45 33	199	H	Grambling	63 70								
209	H	Alabama St.	59 53	307	A	Alcorn	63 69								

Non-Div I Games: Spring Hill 68 53

Southern U.

Loss, Non-Conf, S Site, H Home A Away N Neutral

Southern Utah

Through Games Of March 10, 2017

Average RPI Win:	214	WON-LOST	WINNING	LAST 10	STRENGTH OF	OPP. STRENGTH	TEAM	ADJ.	CONF.	ADJ CONF.
Average RPI Loss:	180	RECORD	PCT. RANK	GAMES	SCHEDULE	OF SCHEDULE	RPI	RPI	RPI	RPI
DIV. I ONLY	6- 23	316	2- 8	198	233	291	291	20	20	
DIV. I NON-CONF.	4- 6	209	0- 0	168	224	178	178	18	18	
TOTALS	RPI 1-25	RPI 26-50	W-L RECORDS	RPI 51-100	RPI 101-150	RPI 150+				
6- 23	0- 1	0- 0	OVERALL	0- 2	1- 10	5- 10				
1- 11	0- 0	0- 0	HOME	0- 0	0- 5	1- 6				
5- 11	0- 1	0- 0	AWAY	0- 2	1- 4	4- 4				
0- 1	0- 0	0- 0	NEUTRAL	0- 0	0- 1	0- 0				
4- 6	0- 1	0- 0	NON-CONFERENCE	0- 1	0- 2	4- 2				
0- 3	0- 0	0- 0	HOME	0- 0	0- 1	0- 2				
4- 3	0- 1	0- 0	AWAY	0- 1	0- 1	4- 0				
0- 0	0- 0	0- 0	NEUTRAL	0- 0	0- 0	0- 0				
2- 17	0- 0	0- 0	CONFERENCE	0- 1	1- 8	1- 8				
1- 8	0- 0	0- 0	HOME	0- 0	0- 4	1- 4				
1- 8	0- 0	0- 0	AWAY	0- 1	1- 3	0- 4				
0- 1	0- 0	0- 0	NEUTRAL	0- 0	0- 1	0- 0				

RPI 1-25				RPI 26-50				RPI 51-100				RPI 101+ Team's RPI: 291			
RPI	S	Opponent	Score	RPI	S	Opponent	Score	RPI	S	Opponent	Score	RPI	S	Opponent	Score
4	A	Oregon St.	38 77					67	A	Montana St.	68 71	101	A	Wyoming	48 68
								79	A	Utah	43 69	129	A	Northern Colo.	55 74
												129	H	Northern Colo.	53 83
												131	A	North Dakota	70 75
												131	H	North Dakota	65 68
												132	H	Arizona	65 77
												136	A	Eastern Wash.	64 63
												136	H	Eastern Wash.	66 67
												150	A	Idaho	61 76
												150	H	Idaho	68 85
												150	N	Idaho	68 83
												151	H	Idaho St.	68 71
												154	A	CSUN	77 71
												188	A	Utah St.	70 54
												213	A	Portland St.	74 81
												213	H	Portland St.	82 64
												237	H	Weber St.	68 73
												245	H	Grand Canyon	73 76
												263	A	CSU Bakersfield	65 59
												286	A	Sacramento St.	69 81
												286	H	Sacramento St.	104 110
												294	A	Northern Ariz.	65 77
												294	H	Northern Ariz.	68 77
												323	A	Montana	55 64
												328	A	UC Irvine	70 58
												332	H	Utah Valley	64 70
LAST 12 Division I GAMES:															
150	N	Idaho	68 83	67	A	Montana St.	68 71	323	A	Montana	55 64	294	A	Northern Ariz.	65 77
150	A	Idaho	61 76	151	H	Idaho St.	68 71	237	H	Weber St.	68 73	294	H	Northern Ariz.	68 77
136	A	Eastern Wash.	64 63	129	A	Northern Colo.	55 74	131	A	North Dakota	70 75	323	A	Montana	55 64
286	H	Sacramento St.	104 110	150	N	Idaho	68 83	150	N	Idaho	68 83	328	A	UC Irvine	70 58
213	H	Portland St.	82 64	294	A	Northern Ariz.	65 77	151	H	Idaho St.	68 71	332	H	Utah Valley	64 70

Non-Div I Games: Antelope Valley 89 76

Southern Utah

■ Loss,
■ Non-Conf,
■ S Site,
■ Home
■ A Away
N Neutral

St. Bonaventure

Through Games Of March 10, 2017

Average RPI Win:	225	WON-LOST	WINNING	LAST 10	STRENGTH OF	OPP. STRENGTH	TEAM	ADJ.	CONF.	ADJ CONF.
Average RPI Loss:	141	RECORD	PCT. RANK	GAMES	SCHEDULE	OF SCHEDULE	RPI	RPI	RPI	RPI
DIV. I ONLY	9- 20	273	2- 8	123	168	249	249	12	12	
DIV. I NON-CONF.	5- 7	205	0- 0	163	255	205	205	12	12	
TOTALS	RPI 1-25	RPI 26-50	W-L RECORDS	RPI 51-100	RPI 101-150	RPI 150+				
9- 20	0- 0	0- 2	OVERALL	0- 5	3- 6	6- 7				
6- 7	0- 0	0- 1	HOME	0- 2	2- 2	4- 2				
1- 13	0- 0	0- 1	AWAY	0- 3	0- 4	1- 5				
2- 0	0- 0	0- 0	NEUTRAL	0- 0	1- 0	1- 0				
5- 7	0- 0	0- 1	NON-CONFERENCE	0- 2	2- 1	3- 3				
3- 2	0- 0	0- 0	HOME	0- 1	1- 0	2- 1				
0- 5	0- 0	0- 1	AWAY	0- 1	0- 1	0- 2				
2- 0	0- 0	0- 0	NEUTRAL	0- 0	1- 0	1- 0				
4- 13	0- 0	0- 1	CONFERENCE	0- 3	1- 5	3- 4				
3- 5	0- 0	0- 1	HOME	0- 1	1- 2	2- 1				
1- 8	0- 0	0- 0	AWAY	0- 2	0- 3	1- 3				
0- 0	0- 0	0- 0	NEUTRAL	0- 0	0- 0	0- 0				

RPI S	Opponent	Score	RPI S	Opponent	Score	RPI S	Opponent	Score	RPI S	Opponent	Score	Team's RPI: 249
33	H Dayton	60 62	49	A Toledo	50 74	53	A George Washington	57 63	108	N Rider	60 47	
						70	H Bucknell	35 57	110	H Albany (NY)	67 59	
						92	A Saint Louis	49 64	113	A Saint Joseph's	53 70	
						92	H Saint Louis	58 74	119	A Fordham	45 57	
						97	A Buffalo	47 68	119	H Fordham	44 60	
									124	A Duquesne	61 83	
									124	H Duquesne	69 56	
									138	A Delaware	40 43	
									147	H VCU	60 77	
									170	A La Salle	70 73	
									170	H La Salle	45 57	
									193	A George Mason	49 52	
									231	A Richmond	54 61	
									254	H Canisius	57 74	
									258	H Stony Brook	51 37	
									262	N Austin Peay	58 57	
									265	A Niagara	43 65	
									275	H Colgate	70 57	
									277	H Davidson	70 51	
									284	A Eastern Mich.	56 75	
									301	H Rhode Island	78 69	
									311	A Massachusetts	55 38	
LAST 12 Division I GAMES:												
170	A La Salle	70 73	119	A Fordham	45 57							
124	A Duquesne	61 83	113	A Saint Joseph's	53 70							
147	H VCU	60 77	277	H Davidson	70 51							
53	A George Washington	57 63	124	H Duquesne	69 56							
92	H Saint Louis	58 74	311	A Massachusetts	55 38							
170	H La Salle	45 57	119	H Fordham	44 60							

Non-Div I Games:

St. Bonaventure

■ Loss,
 ■ Non-Conf,
 ■ S Site,
 ■ H Home
 ■ A Away
 N Neutral

Through Games Of March 10, 2017

[illegible]

St. Francis Brooklyn

Page 306

S
t
.
F
r
a
n
c
i
s
B
r
o
o
k
l
y
n

RPI S Opponent St. Francis Brooklyn Score

Through Games Of March 10, 2017

RPI	S	Opponent	Score
339	H	Fairleigh Dickinson	58 59
341	A	Wagner	45 58
341	H	Wagner	63 50

St. Francis Brooklyn

Average RPI Win:	155	WON-LOST	WINNING	LAST 10	STRENGTH OF	OPP. STRENGTH	TEAM	ADJ.	CONF.	ADJ CONF.
Average RPI Loss:	55	RECORD	PCT. RANK	GAMES	SCHEDULE	OF SCHEDULE	RPI	RPI	RPI	RPI
DIV. I ONLY	20- 11	96	6- 4	72	61	69	69	7	7	
DIV. I NON-CONF.	8- 3	67	0- 0	132	39	83	83	7	7	
TOTALS	RPI 1-25	RPI 26-50	W-L RECORDS	RPI 51-100	RPI 101-150	RPI 150+				
20- 11	0- 6	3- 1	OVERALL	4- 2	3- 1	10- 1				
11- 5	0- 3	2- 0	HOME	1- 1	1- 1	7- 0				
7- 4	0- 2	1- 0	AWAY	1- 1	2- 0	3- 1				
2- 2	0- 1	0- 1	NEUTRAL	2- 0	0- 0	0- 0				
8- 3	0- 1	1- 1	NON-CONFERENCE	1- 0	3- 1	3- 0				
5- 2	0- 1	1- 0	HOME	0- 0	1- 1	3- 0				
2- 0	0- 0	0- 0	AWAY	0- 0	2- 0	0- 0				
1- 1	0- 0	0- 1	NEUTRAL	1- 0	0- 0	0- 0				
12- 8	0- 5	2- 0	CONFERENCE	3- 2	0- 0	7- 1				
6- 3	0- 2	1- 0	HOME	1- 1	0- 0	4- 0				
5- 4	0- 2	1- 0	AWAY	1- 1	0- 0	3- 1				
1- 1	0- 1	0- 0	NEUTRAL	1- 0	0- 0	0- 0				

RPI 1-25				RPI 26-50				RPI 51-100				Team's RPI: 69	RPI 101+			
RPI	S	Opponent	Score	RPI	S	Opponent	Score	RPI	S	Opponent	Score		RPI	S	Opponent	Score
15	H	Miami (FL)	50 62	28	A	Marquette	82 72	52	N	Virginia	66 55		110	H	Albany (NY)	54 36
17	A	DePaul	51 54	28	H	Marquette	70 64	66	A	Villanova	50 55		119	A	Fordham	59 45
17	H	DePaul	66 78	34	N	Arizona St.	41 54	66	H	Villanova	56 67		123	A	William & Mary	73 57
17	N	DePaul	41 59	39	H	James Madison	74 63	66	N	Villanova	56 40		124	H	Duquesne	65 71
23	A	Creighton	60 67					71	A	Georgetown	71 66		195	A	Providence	71 47
23	H	Creighton	43 55					71	H	Georgetown	65 54		195	H	Providence	60 50
													198	A	Seton Hall	59 64
													198	H	Seton Hall	77 71
													206	A	Xavier	65 48
													206	H	Xavier	64 55
													224	H	Rutgers	65 39
													259	A	Butler	62 41
													259	H	Butler	62 55
													300	H	Lafayette	64 46
													341	H	Wagner	62 34
LAST 12 Division I GAMES:																
		17 N DePaul	41 59			66 H Villanova	56 67									
		66 N Villanova	56 40			28 A Marquette	82 72									
		198 H Seton Hall	77 71			17 A DePaul	51 54									
		23 A Creighton	60 67			206 H Xavier	64 55									
		195 A Providence	71 47			259 H Butler	62 55									
		71 H Georgetown	65 54			195 H Providence	60 50									

Non-Div I Games:

St. John's (NY)

St. Mary's (CA)

Through Games Of March 10, 2017

Average RPI Win:	198	WON-LOST	WINNING	LAST 10	STRENGTH OF	OPP. STRENGTH	TEAM	ADJ.	CONF.	ADJ CONF.
Average RPI Loss:	102	RECORD	PCT. RANK	GAMES	SCHEDULE	OF SCHEDULE	RPI	RPI	RPI	RPI
DIV. I ONLY	20- 12	108	7- 3	141	114	111	111	15	15	
DIV. I NON-CONF.	5- 6	186	0- 0	141	43	150	150	13	13	
TOTALS	RPI 1-25	RPI 26-50	W-L RECORDS	RPI 51-100	RPI 101-150	RPI 150+				
20- 12	0- 0	0- 1	OVERALL	2- 7	3- 1	15- 3				
9- 5	0- 0	0- 1	HOME	1- 3	2- 0	6- 1				
9- 6	0- 0	0- 0	AWAY	0- 3	1- 1	8- 2				
2- 1	0- 0	0- 0	NEUTRAL	1- 1	0- 0	1- 0				
5- 6	0- 0	0- 1	NON-CONFERENCE	0- 3	1- 1	4- 1				
1- 4	0- 0	0- 1	HOME	0- 2	1- 0	0- 1				
4- 2	0- 0	0- 0	AWAY	0- 1	0- 1	4- 0				
0- 0	0- 0	0- 0	NEUTRAL	0- 0	0- 0	0- 0				
15- 6	0- 0	0- 0	CONFERENCE	2- 4	2- 0	11- 2				
8- 1	0- 0	0- 0	HOME	1- 1	1- 0	6- 0				
5- 4	0- 0	0- 0	AWAY	0- 2	1- 0	4- 2				
2- 1	0- 0	0- 0	NEUTRAL	1- 1	0- 0	1- 0				

RPI 1-25			RPI 26-50			RPI 51-100			RPI 101+			Team's RPI: 111			
RPI	S	Opponent	Score	RPI	S	Opponent	Score	RPI	S	Opponent	Score	RPI	S	Opponent	Score
				48	H	Boise St.	78 83	55	H	California	67 74	103	A	Washington St.	69 85
								64	A	Gonzaga	58 59	129	H	Northern Colo.	75 65
								64	H	Gonzaga	75 79	139	A	San Francisco	64 62
								64	N	Gonzaga	75 86	139	H	San Francisco	75 72
								79	H	Utah	62 63	154	H	CSUN	61 73
								81	A	UC Davis	66 68	157	A	Northeastern	77 53
								88	A	BYU	65 70	161	A	Santa Clara	73 58
								88	H	BYU	64 58	161	H	Santa Clara	55 53
								88	N	BYU	59 49	161	N	Santa Clara	60 57
												177	A	Boston College	62 54
												202	A	Loyola Marymount	57 72
												202	H	Loyola Marymount	74 59
												203	A	San Jose St.	85 64
												223	A	San Diego	71 73
												223	H	San Diego	77 65
												244	A	Pacific	63 54
												244	H	Pacific	82 74
												273	A	Cal Poly	79 71
												276	A	Portland	75 65
												276	H	Portland	92 76
												314	A	Pepperdine	81 60
												314	H	Pepperdine	84 57
LAST 12 Division I GAMES:															
				64	N	Gonzaga	75 86	202	A	Loyola Marymount	57 72				
				88	N	BYU	59 49	64	A	Gonzaga	58 59				
				161	N	Santa Clara	60 57	276	A	Portland	75 65				
				161	A	Santa Clara	73 58	223	H	San Diego	77 65				
				314	H	Pepperdine	84 57	244	H	Pacific	82 74				
				88	H	BYU	64 58	161	H	Santa Clara	55 53				

Non-Div I Games:

St. Mary's (CA)

■ Loss,
 ■ Non-Conf,
 ■ S Site,
 ■ Home
 ■ A Away
 N Neutral

Team Record				Through Games Of March 10, 1917						
Average RPI Win:	93	WON-LOST	WINNING	LAST 10	STRENGTH OF	OPP. STRENGTH	TEAM	ADJ.	CONF.	ADJ CONF.
Average RPI Loss:	20	RECORD	PCT. RANK	GAMES	SCHEDULE	OF SCHEDULE	RPI	RPI	RPI	RPI
DIV. I ONLY	28- 5	9	8- 2	9	8	6	6	1	1	
DIV. I NON-CONF.	10- 2	32	0- 0	25	77	10	10	1	1	
TOTALS	RPI 1-25	RPI 26-50		W-L RECORDS		RPI 51-100	RPI 101-150	RPI 150+		
28- 5	3- 4	5- 0		OVERALL		8- 1	7- 0	5- 0		
12- 3	1- 2	2- 0		HOME		4- 1	3- 0	2- 0		
10- 2	1- 2	2- 0		AWAY		3- 0	3- 0	1- 0		
6- 0	1- 0	1- 0		NEUTRAL		1- 0	1- 0	2- 0		
10- 2	1- 1	0- 0		NON-CONFERENCE		3- 1	1- 0	5- 0		
5- 1	1- 0	0- 0		HOME		1- 1	1- 0	2- 0		
2- 1	0- 1	0- 0		AWAY		1- 0	0- 0	1- 0		
3- 0	0- 0	0- 0		NEUTRAL		1- 0	0- 0	2- 0		
18- 3	2- 3	5- 0		CONFERENCE		5- 0	6- 0	0- 0		
7- 2	0- 2	2- 0		HOME		3- 0	2- 0	0- 0		
8- 1	1- 1	2- 0		AWAY		2- 0	3- 0	0- 0		
3- 0	1- 0	1- 0		NEUTRAL		0- 0	1- 0	0- 0		

RPI	S	Opponent	Score	RPI	S	Opponent	Score	RPI	S	Opponent	Score	RPI	S	Opponent	Score
4	A	Oregon St.	47 50	34	A	Arizona St.	64 57	53	A	George Washington	71 52	103	A	Washington St.	76 54
4	H	Oregon St.	69 72	34	H	Arizona St.	66 56	55	A	California	72 66	103	N	Washington St.	66 36
4	N	Oregon St.	48 43	35	A	Oregon	65 59	55	H	California	72 54	109	A	Colorado	84 70
9	H	UCLA	76 85	35	H	Oregon	81 60	58	N	Purdue	78 69	109	H	Colorado	64 51
10	A	Washington	72 68	35	N	Oregon	71 56	64	H	Gonzaga	63 68	132	A	Arizona	77 55
13	H	Texas	71 59					79	A	Utah	77 58	132	H	Arizona	73 46
20	A	Tennessee	51 59					79	H	Utah	87 51	133	H	Yale	102 44
								81	H	UC Davis	68 42	154	H	CSUN	88 54
								89	H	Southern California	58 42	157	N	Northeastern	74 45
												173	N	Wichita St.	87 39
												263	A	CSU Bakersfield	77 56
												273	H	Cal Poly	83 55
LAST 12 Division I GAMES:															
		4 N Oregon St.	48 43			55 A California	72 66								
		35 N Oregon	71 56			79 H Utah	87 51								
		103 N Washington St.	66 36			109 H Colorado	64 51								
		35 A Oregon	65 59			9 H UCLA	76 85								
		4 A Oregon St.	47 50			89 H Southern California	58 42								
		55 H California	72 54			10 A Washington	72 68								

Non-Div I Games:

Stanford

■ Loss,
 ■ Non-Conf,
 ■ S Site,
 ■ H Home
 ■ A Away
 N Neutral

Average RPI Win:	251	WON-LOST	WINNING	LAST 10	STRENGTH OF	OPP. STRENGTH	TEAM	ADJ.	CONF.	ADJ CONF.
Average RPI Loss:	122	RECORD	PCT. RANK	GAMES	SCHEDULE	OF SCHEDULE	RPI	RPI	RPI	RPI
DIV. I ONLY	23- 5	17	10- 0	305	257	102	102	25	25	
DIV. I NON-CONF.	8- 4	97	0- 0	208	288	118	118	24	24	
TOTALS	RPI 1-25	RPI 26-50	W-L RECORDS	RPI 51-100	RPI 101-150	RPI 150+				
23- 5	0- 0	0- 1	OVERALL	3- 2	0- 0	20- 2				
12- 2	0- 0	0- 0	HOME	1- 1	0- 0	11- 1				
9- 3	0- 0	0- 1	AWAY	2- 1	0- 0	7- 1				
2- 0	0- 0	0- 0	NEUTRAL	0- 0	0- 0	2- 0				
8- 4	0- 0	0- 1	NON-CONFERENCE	0- 1	0- 0	8- 2				
4- 1	0- 0	0- 0	HOME	0- 0	0- 0	4- 1				
2- 3	0- 0	0- 1	AWAY	0- 1	0- 0	2- 1				
2- 0	0- 0	0- 0	NEUTRAL	0- 0	0- 0	2- 0				
15- 1	0- 0	0- 0	CONFERENCE	3- 1	0- 0	12- 0				
8- 1	0- 0	0- 0	HOME	1- 1	0- 0	7- 0				
7- 0	0- 0	0- 0	AWAY	2- 0	0- 0	5- 0				
0- 0	0- 0	0- 0	NEUTRAL	0- 0	0- 0	0- 0				

RPI 1-25				RPI 26-50				RPI 51-100				RPI 101+				Team's RPI: 102	
RPI	S	Opponent	Score	RPI	S	Opponent	Score	RPI	S	Opponent	Score	RPI	S	Opponent	Score		
				30	A	South Fla.	60 74	65	A	Chattanooga	55 66	167	H	Bethune-Cookman	63 60		
								90	A	FGCU	67 64	172	A	Arkansas	62 79		
								90	H	FGCU	71 84	190	N	Robert Morris	68 60		
								93	A	Jacksonville	65 49	204	H	SIUE	78 68		
								93	H	Jacksonville	57 47	232	A	High Point	81 47		
												237	N	Weber St.	70 68		
												253	H	Tennessee St.	50 56		
												272	A	Kennesaw St.	65 56		
												272	H	Kennesaw St.	60 43		
												272	H	Kennesaw St.	78 48		
												290	H	Valparaiso	87 75		
												292	A	North Florida	62 44		
												292	H	North Florida	68 44		
												297	A	Northern Ky.	54 45		
												298	A	Lipscomb	91 66		
												298	H	Lipscomb	66 60		
												299	H	Eastern Ill.	72 55		
												315	A	USC Upstate	77 55		
												315	H	USC Upstate	70 49		
												315	H	USC Upstate	80 68		
												321	A	NJIT	60 37		
												321	H	NJIT	77 43		
LAST 12 Division I GAMES:																	
				272	H	Kennesaw St.	78 48	298	H	Lipscomb	66 60						
				315	H	USC Upstate	70 49	93	H	Jacksonville	57 47						
				90	A	FGCU	67 64	292	A	North Florida	62 44						
				315	A	USC Upstate	77 55	93	A	Jacksonville	65 49						
				321	A	NJIT	60 37	292	H	North Florida	68 44						
				272	H	Kennesaw St.	60 43	321	H	NJIT	77 43						

Non-Div I Games: Palm Beach Atl. 89 50 Webber Int'l 92 54 Warner 100 34

Stetson

Stony Brook

Through Games Of March 10, 2017

Average RPI Win:	251	WON-LOST	WINNING	LAST 10	STRENGTH OF	OPP. STRENGTH	TEAM	ADJ.	CONF.	ADJ CONF.
Average RPI Loss:	162	RECORD	PCT. RANK	GAMES	SCHEDULE	OF SCHEDULE	RPI	RPI	RPI	RPI
DIV. I ONLY	11- 18	244	3- 7	250	238	258	258	22	22	
DIV. I NON-CONF.	6- 6	165	0- 0	285	273	221	221	22	22	
TOTALS	RPI 1-25	RPI 26-50	W-L RECORDS	RPI 51-100	RPI 101-150	RPI 150+				
11- 18	0- 0	0- 2	OVERALL	0- 3	2- 4	9- 9				
6- 7	0- 0	0- 1	HOME	0- 1	2- 1	4- 4				
4- 9	0- 0	0- 0	AWAY	0- 1	0- 3	4- 5				
1- 2	0- 0	0- 1	NEUTRAL	0- 1	0- 0	1- 0				
6- 6	0- 0	0- 2	NON-CONFERENCE	0- 0	1- 1	5- 3				
3- 2	0- 0	0- 1	HOME	0- 0	1- 0	2- 1				
2- 3	0- 0	0- 0	AWAY	0- 0	0- 1	2- 2				
1- 1	0- 0	0- 1	NEUTRAL	0- 0	0- 0	1- 0				
5- 12	0- 0	0- 0	CONFERENCE	0- 3	1- 3	4- 6				
3- 5	0- 0	0- 0	HOME	0- 1	1- 1	2- 3				
2- 6	0- 0	0- 0	AWAY	0- 1	0- 2	2- 3				
0- 1	0- 0	0- 0	NEUTRAL	0- 1	0- 0	0- 0				

RPI S	Opponent	Score	RPI S	Opponent	Score	RPI S	Opponent	Score	RPI S	Opponent	Score	Team's RPI: 258
31	H Syracuse	60 78	77	A New Hampshire	46 49	110	A Albany (NY)	54 64				
50	N Indiana	60 74	77	H New Hampshire	45 56	110	H Albany (NY)	57 75				
			77	N New Hampshire	49 58	127	H Cornell	66 65				
						128	A Maine	71 78				
						128	H Maine	55 41				
						148	A Iona	46 57				
						181	H Hofstra	64 67				
						183	A Hartford	52 65				
						183	H Hartford	40 62				
						194	H Columbia	55 53				
						210	A Binghamton	74 59				
						210	H Binghamton	40 48				
						211	A UMBC	61 67				
						211	H UMBC	51 37				
						249	A St. Bonaventure	37 51				
						274	A Vermont	43 53				
						274	H Vermont	43 57				
						280	A Manhattan	55 50				
						293	H UMKC	57 55				
						306	A Central Conn. St.	64 59				
						324	N Florida A&M	80 49				
						336	A LIU Brooklyn	48 58				
						344	A UMass Lowell	86 44				
						344	H UMass Lowell	83 53				
LAST 12 Division I GAMES:												
77	N New Hampshire	49 58	344	A UMass Lowell	86 44							
274	H Vermont	43 57	110	H Albany (NY)	57 75							
211	H UMBC	51 37	77	H New Hampshire	45 56							
210	A Binghamton	74 59	274	A Vermont	43 53							
183	H Hartford	40 62	211	A UMBC	61 67							
128	A Maine	71 78	210	H Binghamton	40 48							

Non-Div I Games: Molloy 62 53

Stony Brook

Loss, Non-Conf, S Site, H Home A Away N Neutral

Syracuse

Through Games Of March 10, 2017

Average RPI Win:	150	WON-LOST	WINNING	LAST 10	STRENGTH OF	OPP. STRENGTH	TEAM	ADJ.	CONF.	ADJ CONF.
Average RPI Loss:	24	RECORD	PCT. RANK	GAMES	SCHEDULE	OF SCHEDULE	RPI	RPI	RPI	RPI
DIV. I ONLY	21- 10	77	7- 3	46	35	31	31	3	3	
DIV. I NON-CONF.	9- 4	85	0- 0	117	81	82	82	4	4	
TOTALS	RPI 1-25	RPI 26-50	W-L RECORDS	RPI 51-100	RPI 101-150	RPI 150+				
21- 10	1- 8	2- 0	OVERALL	3- 2	5- 0	10- 0				
13- 1	1- 1	2- 0	HOME	2- 0	1- 0	7- 0				
5- 5	0- 3	0- 0	AWAY	0- 2	2- 0	3- 0				
3- 4	0- 4	0- 0	NEUTRAL	1- 0	2- 0	0- 0				
9- 4	0- 3	1- 0	NON-CONFERENCE	1- 1	1- 0	6- 0				
6- 0	0- 0	1- 0	HOME	0- 0	0- 0	5- 0				
1- 1	0- 0	0- 0	AWAY	0- 1	0- 0	1- 0				
2- 3	0- 3	0- 0	NEUTRAL	1- 0	1- 0	0- 0				
12- 6	1- 5	1- 0	CONFERENCE	2- 1	4- 0	4- 0				
7- 1	1- 1	1- 0	HOME	2- 0	1- 0	2- 0				
4- 4	0- 3	0- 0	AWAY	0- 1	2- 0	2- 0				
1- 1	0- 1	0- 0	NEUTRAL	0- 0	1- 0	0- 0				

RPI	S	Opponent	Score	RPI	S	Opponent	Score	RPI	S	Opponent	Score	RPI	S	Opponent	Score
2	H	Notre Dame	80 85	38	H	North Carolina St.	85 75	52	H	Virginia	54 49	105	A	Virginia Tech	82 72
8	A	Duke	55 72	42	H	Michigan St.	75 64	53	N	George Washington	74 71	114	A	Clemson	88 62
8	N	Duke	46 68					61	A	Georgia Tech	66 75	120	H	North Carolina	95 64
11	A	Louisville	76 91					78	A	Drexel	61 62	120	N	North Carolina	83 64
12	A	Florida St.	58 77					86	H	Wake Forest	85 64	135	N	Old Dominion	92 66
15	H	Miami (FL)	81 48									163	A	Pittsburgh	73 57
17	N	DePaul	84 108									163	H	Pittsburgh	93 65
21	N	Texas A&M	84 105									176	H	Siena	102 65
25	N	Ohio St.	72 77									177	A	Boston College	72 45
												177	H	Boston College	79 52
												258	A	Stony Brook	78 60
												265	H	Niagara	109 60
												288	H	Coppin St.	76 30
												301	H	Rhode Island	95 49
												306	H	Central Conn. St.	95 63
LAST 12 Division I GAMES:															
8	N	Duke	46 68	8	A	Duke	55 72								
120	N	North Carolina	83 64	177	A	Boston College	72 45								
163	A	Pittsburgh	73 57	163	H	Pittsburgh	93 65								
86	H	Wake Forest	85 64	105	A	Virginia Tech	82 72								
2	H	Notre Dame	80 85	15	H	Miami (FL)	81 48								
120	H	North Carolina	95 64	12	A	Florida St.	58 77								

Non-Div I Games:

Syracuse

■ Loss,
 ■ Non-Conf,
 ■ S Site,
 ■ Home
 ■ Away
 N Neutral

Average RPI Win:	211	WON-LOST	WINNING	LAST 10	STRENGTH OF	OPP. STRENGTH	TEAM	ADJ.	CONF.	ADJ CONF.
Average RPI Loss:	38	RECORD	PCT. RANK	GAMES	SCHEDULE	OF SCHEDULE	RPI	RPI	RPI	RPI
DIV. I ONLY	12- 18	224	2- 8	61	30	166	166	4	4	
DIV. I NON-CONF.	8- 3	67	0- 0	192	180	119	119	3	3	
TOTALS	RPI 1-25	RPI 26-50	W-L RECORDS	RPI 51-100	RPI 101-150	RPI 150+				
12- 18	0- 10	0- 3	OVERALL	2- 3	1- 2	9- 0				
11- 7	0- 5	0- 1	HOME	2- 1	1- 0	8- 0				
1- 10	0- 5	0- 2	AWAY	0- 2	0- 1	1- 0				
0- 1	0- 0	0- 0	NEUTRAL	0- 0	0- 1	0- 0				
8- 3	0- 2	0- 1	NON-CONFERENCE	1- 0	0- 0	7- 0				
8- 1	0- 1	0- 0	HOME	1- 0	0- 0	7- 0				
0- 2	0- 1	0- 1	AWAY	0- 0	0- 0	0- 0				
0- 0	0- 0	0- 0	NEUTRAL	0- 0	0- 0	0- 0				
4- 15	0- 8	0- 2	CONFERENCE	1- 3	1- 2	2- 0				
3- 6	0- 4	0- 1	HOME	1- 1	1- 0	1- 0				
1- 8	0- 4	0- 1	AWAY	0- 2	0- 1	1- 0				
0- 1	0- 0	0- 0	NEUTRAL	0- 0	0- 1	0- 0				

RPI	S	Opponent	Score	RPI	S	Opponent	Score	RPI	S	Opponent	Score	RPI	S	Opponent	Score	Team's RPI: 166
2	A	Notre Dame	59 92	36	A	LSU	61 67	59	A	Iowa St.	69 72	104	A	Texas Tech	64 79	
7	A	Baylor	54 77	41	A	West Virginia	73 77	59	H	Iowa St.	80 75	104	H	Texas Tech	76 62	
7	H	Baylor	73 91	41	H	West Virginia	61 83	80	A	Oklahoma St.	70 88	104	N	Texas Tech	58 76	
13	A	Texas	54 83					80	H	Oklahoma St.	67 82	178	H	Texas Southern	77 48	
13	H	Texas	69 77					100	H	SMU	76 67	189	A	Kansas	80 68	
19	A	Oklahoma	72 87									189	H	Kansas	83 68	
19	H	Oklahoma	64 73									199	H	Grambling	83 47	
21	H	Texas A&M	67 75									259	H	Butler	73 47	
22	A	Kansas St.	63 74									279	H	McNeese	74 70	
22	H	Kansas St.	65 68									307	H	Alcorn	95 39	
												333	H	Incarnate Word	88 40	
												340	H	Sam Houston St.	81 37	
LAST 12 Division I GAMES:																
		104 N Texas Tech	58 76			7 H Baylor	73 91									
		104 A Texas Tech	64 79			104 H Texas Tech	76 62									
		19 H Oklahoma	64 73			189 A Kansas	80 68									
		41 A West Virginia	73 77			59 A Iowa St.	69 72									
		22 H Kansas St.	65 68			13 H Texas	69 77									
		80 A Oklahoma St.	70 88			189 H Kansas	83 68									

Non-Div I Games:

TCU

Average RPI Win:	136	WON-LOST	WINNING	LAST 10	STRENGTH OF	OPP. STRENGTH	TEAM	ADJ.	CONF.	ADJ CONF.
Average RPI Loss:	50	RECORD	PCT. RANK	GAMES	SCHEDULE	OF SCHEDULE	RPI	RPI	RPI	RPI
DIV. I ONLY	24- 7	32	8- 2	50	50	18	18	5	5	
DIV. I NON-CONF.	10- 3	54	0- 0	65	52	24	24	5	5	
TOTALS	RPI 1-25	RPI 26-50	W-L RECORDS	RPI 51-100	RPI 101-150	RPI 150+				
24- 7	1- 2	2- 3	OVERALL	6- 1	3- 0	12- 1				
11- 2	1- 1	1- 1	HOME	2- 0	1- 0	6- 0				
12- 3	0- 1	1- 1	AWAY	4- 0	2- 0	5- 1				
1- 2	0- 0	0- 1	NEUTRAL	0- 1	0- 0	1- 0				
10- 3	1- 0	1- 1	NON-CONFERENCE	2- 1	1- 0	5- 1				
5- 0	1- 0	1- 0	HOME	0- 0	0- 0	3- 0				
5- 2	0- 0	0- 1	AWAY	2- 0	1- 0	2- 1				
0- 1	0- 0	0- 0	NEUTRAL	0- 1	0- 0	0- 0				
14- 4	0- 2	1- 2	CONFERENCE	4- 0	2- 0	7- 0				
6- 2	0- 1	0- 1	HOME	2- 0	1- 0	3- 0				
7- 1	0- 1	1- 0	AWAY	2- 0	1- 0	3- 0				
1- 1	0- 0	0- 1	NEUTRAL	0- 0	0- 0	1- 0				

RPI	S	Opponent	Score	RPI	S	Opponent	Score	RPI	S	Opponent	Score	RPI	S	Opponent	Score
1	A	UConn	45 90	30	A	South Fla.	77 71	56	A	Penn	63 53	113	A	Saint Joseph's	86 70
1	H	UConn	69 97	30	H	South Fla.	51 55	66	A	Villanova	83 48	143	A	Tulsa	58 49
17	H	DePaul	84 74	30	N	South Fla.	58 63	75	A	Tulane	76 50	143	H	Tulsa	70 43
				32	H	Quinnipiac	71 68	75	H	Tulane	86 71	160	A	Hampton	65 71
				43	A	Harvard	62 73	83	N	Florida	76 83	165	H	Fairfield	73 59
								94	A	UCF	66 60	168	A	Memphis	73 67
								100	H	SMU	66 52	168	H	Memphis	66 51
												170	H	La Salle	86 70
												171	A	East Carolina	76 43
												171	H	East Carolina	78 47
												175	A	Houston	69 57
												175	N	Houston	67 58
												182	H	Cincinnati	88 64
												224	A	Rutgers	48 37
												272	A	Kennesaw St.	79 38
												274	H	Vermont	53 39
LAST 12 Division I GAMES:															
				30	N	South Fla.	58 63	100	H	SMU	66 52				
				175	N	Houston	67 58	171	A	East Carolina	76 43				
				94	A	UCF	66 60	143	H	Tulsa	70 43				
				182	H	Cincinnati	88 64	75	A	Tulane	76 50				
				1	A	UConn	45 90	1	H	UConn	69 97				
				30	A	South Fla.	77 71	30	H	South Fla.	51 55				

Non-Div I Games:

Temple

Tennessee

Through Games Of March 10, 2017

Average RPI Win:	96	WON-LOST	WINNING	LAST 10	STRENGTH OF	OPP. STRENGTH	TEAM	ADJ.	CONF.	ADJ CONF.
Average RPI Loss:	69	RECORD	PCT. RANK	GAMES	SCHEDULE	OF SCHEDULE	RPI	RPI	RPI	RPI
DIV. I ONLY	19- 11	106	6- 4	5	27	20	20	2	2	
DIV. I NON-CONF.	9- 4	85	0- 0	6	35	14	14	2	2	
TOTALS	RPI 1-25	RPI 26-50	W-L RECORDS	RPI 51-100	RPI 101-150	RPI 150+				
19- 11	6- 4	2- 1	OVERALL	2- 2	4- 4	5- 0				
13- 3	4- 3	1- 0	HOME	1- 0	3- 0	4- 0				
6- 7	2- 1	1- 1	AWAY	1- 2	1- 3	1- 0				
0- 1	0- 0	0- 0	NEUTRAL	0- 0	0- 1	0- 0				
9- 4	2- 2	1- 0	NON-CONFERENCE	0- 1	2- 1	4- 0				
7- 1	2- 1	0- 0	HOME	0- 0	2- 0	3- 0				
2- 3	0- 1	1- 0	AWAY	0- 1	0- 1	1- 0				
0- 0	0- 0	0- 0	NEUTRAL	0- 0	0- 0	0- 0				
10- 7	4- 2	1- 1	CONFERENCE	2- 1	2- 3	1- 0				
6- 2	2- 2	1- 0	HOME	1- 0	1- 0	1- 0				
4- 4	2- 0	0- 1	AWAY	1- 1	1- 2	0- 0				
0- 1	0- 0	0- 0	NEUTRAL	0- 0	0- 1	0- 0				

RPI	S	Opponent	Score	RPI	S	Opponent	Score	RPI	S	Opponent	Score	RPI	S	Opponent	Score
2	H	Notre Dame	71 69	36	H	LSU	77 58	83	A	Florida	84 75	105	A	Virginia Tech	63 67
3	A	South Carolina	76 74	39	A	James Madison	81 69	83	H	Florida	74 70	112	A	Vanderbilt	70 57
5	A	Mississippi St.	82 64	46	A	Auburn	61 79	85	A	Georgia	78 81	112	H	Vanderbilt	91 63
5	H	Mississippi St.	64 74					87	A	Penn St.	56 70	118	A	Ole Miss	62 67
6	H	Stanford	59 51									122	H	Navy	85 55
7	H	Baylor	66 88									126	H	Troy	110 84
13	A	Texas	67 72									134	A	Alabama	57 65
14	H	Kentucky	72 65									134	N	Alabama	64 72
21	H	Texas A&M	59 61									172	H	Arkansas	59 46
24	H	Missouri	77 66									205	A	ETSU	83 58
												214	H	Appalachian St.	92 66
												218	H	UNCW	90 54
												253	H	Tennessee St.	86 36
LAST 12 Division I GAMES:															
134	N	Alabama	64 72	24	H	Missouri	77 66								
5	A	Mississippi St.	82 64	85	A	Georgia	78 81								
83	H	Florida	74 70	36	H	LSU	77 58								
172	H	Arkansas	59 46	3	A	South Carolina	76 74								
134	A	Alabama	57 65	83	A	Florida	84 75								
21	H	Texas A&M	59 61	112	H	Vanderbilt	91 63								

Non-Div I Games:

Tennessee

■ Loss,
■ Non-Conf, S Site,
■ Home
■ Away
N Neutral

Average RPI Win:	234	WON-LOST	WINNING	LAST 10	STRENGTH OF	OPP. STRENGTH	TEAM	ADJ.	CONF.	ADJ CONF.
Average RPI Loss:	187	RECORD	PCT. RANK	GAMES	SCHEDULE	OF SCHEDULE	RPI	RPI	RPI	RPI
DIV. I ONLY	9- 16	253	3- 7	213	259	253	253	26	26	
DIV. I NON-CONF.	4- 5	198	0- 0	184	134	146	146	25	25	
TOTALS	RPI 1-25	RPI 26-50	W-L RECORDS	RPI 51-100	RPI 101-150	RPI 150+				
9- 16	0- 1	0- 0	OVERALL	0- 3	1- 1	8- 11				
6- 3	0- 0	0- 0	HOME	0- 1	0- 0	6- 2				
2- 12	0- 1	0- 0	AWAY	0- 2	1- 1	1- 8				
1- 1	0- 0	0- 0	NEUTRAL	0- 0	0- 0	1- 1				
4- 5	0- 1	0- 0	NON-CONFERENCE	0- 1	1- 1	3- 2				
1- 0	0- 0	0- 0	HOME	0- 0	0- 0	1- 0				
2- 4	0- 1	0- 0	AWAY	0- 1	1- 1	1- 1				
1- 1	0- 0	0- 0	NEUTRAL	0- 0	0- 0	1- 1				
5- 11	0- 0	0- 0	CONFERENCE	0- 2	0- 0	5- 9				
5- 3	0- 0	0- 0	HOME	0- 1	0- 0	5- 2				
0- 8	0- 0	0- 0	AWAY	0- 1	0- 0	0- 7				
0- 0	0- 0	0- 0	NEUTRAL	0- 0	0- 0	0- 0				

RPI 1-25				RPI 26-50				RPI 51-100				RPI 101+ Team's RPI: 253			
RPI	S	Opponent	Score	RPI	S	Opponent	Score	RPI	S	Opponent	Score	RPI	S	Opponent	Score
20	A	Tennessee	36 86					57	A	Belmont	71 87	102	A	Stetson	56 50
								57	H	Belmont	60 70	107	A	UNLV	48 69
								80	A	Oklahoma St.	48 86	167	N	Bethune-Cookman	69 60
												179	A	Morehead St.	74 87
												179	H	Morehead St.	69 66
												204	A	SIUE	52 73
												206	A	Xavier	54 63
												208	N	Wisconsin	70 80
												222	H	UT Martin	85 80
												252	A	Jacksonville St.	56 69
												252	H	Jacksonville St.	64 51
												262	A	Austin Peay	63 79
												264	A	Murray St.	72 80
												266	H	Southeast Mo. St.	67 75
												271	A	Eastern Ky.	62 66
												271	H	Eastern Ky.	78 64
												282	A	Tennessee Tech	59 64
												282	H	Tennessee Tech	59 72
												298	A	Lipscomb	77 71
												299	H	Eastern Ill.	69 58
												317	H	Arkansas St.	76 66
LAST 12 Division I GAMES:															
57	A	Belmont	71 87	299	H	Eastern Ill.	69 58	57	H	Belmont	60 70	204	A	SIUE	52 73
271	H	Eastern Ky.	78 64	57	H	Belmont	60 70	252	H	Jacksonville St.	64 51	282	A	Tennessee Tech	59 64
179	A	Morehead St.	74 87	204	A	SIUE	52 73	282	A	Tennessee Tech	59 64	271	A	Eastern Ky.	62 66
252	A	Jacksonville St.	56 69	252	H	Jacksonville St.	64 51								
282	H	Tennessee Tech	59 72												
262	A	Austin Peay	63 79												

Non-Div I Games: Fisk 97 41

Tennessee St.

■ Loss,
 ■ Non-Conf,
 ■ S Site,
 ■ Home
 ■ A Away
 N Neutral

Tennessee Tech

Through Games Of March 10, 2017

Average RPI Win:	269	WON-LOST	WINNING	LAST 10	STRENGTH OF	OPP. STRENGTH	TEAM	ADJ.	CONF.	ADJ CONF.
Average RPI Loss:	180	RECORD	PCT. RANK	GAMES	SCHEDULE	OF SCHEDULE	RPI	RPI	RPI	RPI
DIV. I ONLY	9- 20	273	3- 7	211	294	282	282	26	26	
DIV. I NON-CONF.	2- 10	305	0- 0	201	303	310	310	25	25	
TOTALS	RPI 1-25	RPI 26-50	W-L RECORDS	RPI 51-100	RPI 101-150	RPI 150+				
9- 20	0- 0	0- 0	OVERALL	0- 4	0- 3	9- 13				
6- 7	0- 0	0- 0	HOME	0- 2	0- 1	6- 4				
3- 12	0- 0	0- 0	AWAY	0- 2	0- 2	3- 8				
0- 1	0- 0	0- 0	NEUTRAL	0- 0	0- 0	0- 1				
2- 10	0- 0	0- 0	NON-CONFERENCE	0- 2	0- 3	2- 5				
1- 4	0- 0	0- 0	HOME	0- 1	0- 1	1- 2				
1- 6	0- 0	0- 0	AWAY	0- 1	0- 2	1- 3				
0- 0	0- 0	0- 0	NEUTRAL	0- 0	0- 0	0- 0				
7- 10	0- 0	0- 0	CONFERENCE	0- 2	0- 0	7- 8				
5- 3	0- 0	0- 0	HOME	0- 1	0- 0	5- 2				
2- 6	0- 0	0- 0	AWAY	0- 1	0- 0	2- 5				
0- 1	0- 0	0- 0	NEUTRAL	0- 0	0- 0	0- 1				

RPI S	Opponent	Score	RPI S	Opponent	Score	RPI S	Opponent	Score	RPI S	Opponent	Score	Team's RPI: 282
						57	A Belmont	75 89	112	A Vanderbilt	57 89	
						57	H Belmont	66 85	125	A Radford	46 79	
						62	A IUPUI	63 77	142	H Wright St.	54 65	
						82	H Middle Tenn.	62 73	179	A Morehead St.	65 79	
									179	H Morehead St.	52 81	
									182	A Cincinnati	38 60	
									201	H UNCG	59 65	
									204	A SIUE	49 60	
									204 N	SIUE	69 77	
									205	H ETSU	76 82	
									221	A UNC Asheville	65 77	
									222	H UT Martin	81 71	
									252	A Jacksonville St.	44 57	
									252	H Jacksonville St.	56 54	
									253	A Tennessee St.	72 59	
									253	H Tennessee St.	64 59	
									262	H Austin Peay	84 87	
									264	H Murray St.	72 54	
									266	A Southeast Mo. St.	74 63	
									271	A Eastern Ky.	65 78	
									271	H Eastern Ky.	53 51	
									297	H Northern Ky.	55 40	
									298	A Lipscomb	69 71	
									299	A Eastern Ill.	46 54	
									345	A Winthrop	73 50	
LAST 12 Division I GAMES:												
			204 N	SIUE	69 77	299	A Eastern Ill.	46 54				
			271	A Eastern Ky.	65 78	222	H UT Martin	81 71				
			179	H Morehead St.	52 81	271	H Eastern Ky.	53 51				
			252	A Jacksonville St.	44 57	179	A Morehead St.	65 79				
			57	H Belmont	66 85	57	A Belmont	75 89				
			253	A Tennessee St.	72 59	253	H Tennessee St.	64 59				

Non-Div I Games: Tenn. Wesleyan 54 41

Tennessee Tech

■ Loss,
 ■ Non-Conf,
 ■ S Site,
 ■ H Home
 ■ A Away
 N Neutral

Average RPI Win: 117		WON-LOST	WINNING	LAST 10	STRENGTH OF		OPP. STRENGTH	TEAM	ADJ.	CONF.	ADJ CONF.
Average RPI Loss: 18		RECORD	PCT. RANK	GAMES	SCHEDULE		OF SCHEDULE	RPI	RPI	RPI	RPI
DIV. I ONLY		23- 8	44	6- 4	8		6	13	13	4	4
DIV. I NON-CONF.		7- 4	114	1- 0	9		7	38	38	3	3
<hr/>											
TOTALS	RPI 1-25	RPI 26-50		W-L RECORDS		RPI 51-100		RPI 101-150		RPI 150+	
23- 8	6- 6	2- 1		OVERALL		4- 1		2- 0		9- 0	
13- 3	3- 2	1- 0		HOME		1- 1		1- 0		7- 0	
9- 3	3- 3	1- 0		AWAY		2- 0		1- 0		2- 0	
1- 2	0- 1	0- 1		NEUTRAL		1- 0		0- 0		0- 0	
7- 4	2- 4	0- 0		NON-CONFERENCE		0- 0		0- 0		5- 0	
6- 1	1- 1	0- 0		HOME		0- 0		0- 0		5- 0	
1- 2	1- 2	0- 0		AWAY		0- 0		0- 0		0- 0	
0- 1	0- 1	0- 0		NEUTRAL		0- 0		0- 0		0- 0	
16- 4	4- 2	2- 1		CONFERENCE		4- 1		2- 0		4- 0	
7- 2	2- 1	1- 0		HOME		1- 1		1- 0		2- 0	
8- 1	2- 1	1- 0		AWAY		2- 0		1- 0		2- 0	
1- 1	0- 0	0- 1		NEUTRAL		1- 0		0- 0		0- 0	

RPI S	Opponent	Score	RPI S	Opponent	Score	RPI S	Opponent	Score	RPI S	Opponent	Score
1 N	UConn	54 72	41 A	West Virginia	73 63	59 A	Iowa St.	75 68	104 A	Texas Tech	77 57
3 H	South Carolina	67 76	41 H	West Virginia	69 54	59 H	Iowa St.	66 70	104 H	Texas Tech	67 47
5 A	Mississippi St.	68 79	41 N	West Virginia	59 62	80 A	Oklahoma St.	85 71	166 A	TCU	77 69
6 A	Stanford	59 71				80 H	Oklahoma St.	66 35	166 H	TCU	83 54
7 A	Baylor	85 79				80 N	Oklahoma St.	71 60	186 H	UTSA	76 43
7 H	Baylor	67 70							189 A	Kansas	66 54
12 A	Florida St.	92 88							189 H	Kansas	75 42
19 A	Oklahoma	73 74							234 H	New Orleans	80 48
19 H	Oklahoma	86 68							236 H	UTRGV	85 61
20 H	Tennessee	72 67							303 H	Northwestern St.	86 39
22 A	Kansas St.	69 61							337 H	Houston Baptist	98 46
22 H	Kansas St.	63 58									
LAST 12 Division I GAMES:											
41 N	West Virginia	59 62	12 A	Florida St.	92 88						
80 N	Oklahoma St.	71 60	189 H	Kansas	75 42						
22 A	Kansas St.	69 61	7 A	Baylor	85 79						
59 H	Iowa St.	66 70	22 H	Kansas St.	63 58						
7 H	Baylor	67 70	80 A	Oklahoma St.	85 71						
19 A	Oklahoma	73 74	41 H	West Virginia	69 54						

Non-Div I Games:

Texas

Average RPI Win:	106	WON-LOST	WINNING	LAST 10	STRENGTH OF	OPP. STRENGTH	TEAM	ADJ.	CONF.	ADJ CONF.
Average RPI Loss:	46	RECORD	PCT. RANK	GAMES	SCHEDULE	OF SCHEDULE	RPI	RPI	RPI	RPI
DIV. I ONLY	21- 11	91	5- 5	10	34	21	21	2	2	
DIV. I NON-CONF.	10- 3	54	0- 0	31	118	31	31	2	2	
TOTALS	RPI 1-25	RPI 26-50	W-L RECORDS	RPI 51-100	RPI 101-150	RPI 150+				
21- 11	3- 5	4- 2	OVERALL	5- 3	4- 1	5- 0				
12- 3	0- 2	2- 0	HOME	3- 1	4- 0	3- 0				
5- 6	2- 2	1- 1	AWAY	1- 2	0- 1	1- 0				
4- 2	1- 1	1- 1	NEUTRAL	1- 0	0- 0	1- 0				
10- 3	0- 0	2- 1	NON-CONFERENCE	2- 2	2- 0	4- 0				
6- 1	0- 0	0- 0	HOME	2- 1	2- 0	2- 0				
2- 1	0- 0	1- 0	AWAY	0- 1	0- 0	1- 0				
2- 1	0- 0	1- 1	NEUTRAL	0- 0	0- 0	1- 0				
11- 8	3- 5	2- 1	CONFERENCE	3- 1	2- 1	1- 0				
6- 2	0- 2	2- 0	HOME	1- 0	2- 0	1- 0				
3- 5	2- 2	0- 1	AWAY	1- 1	0- 1	0- 0				
2- 1	1- 1	0- 0	NEUTRAL	1- 0	0- 0	0- 0				

RPI	S	Opponent	Score	RPI	S	Opponent	Score	RPI	S	Opponent	Score	RPI	S	Opponent	Score
3	H	South Carolina	64 80	31	N	Syracuse	105 84	83	A	Florida	67 59	104	H	Texas Tech	98 90
5	A	Mississippi St.	61 71	33	N	Dayton	57 74	83	H	Florida	84 76	106	H	Abilene Christian	71 45
5	H	Mississippi St.	67 72	36	A	LSU	63 67	83	N	Florida	67 48	112	H	Vanderbilt	77 72
5	N	Mississippi St.	50 66	36	H	LSU	54 52	85	A	Georgia	59 69	118	A	Ole Miss	49 62
14	A	Kentucky	77 68	45	A	Little Rock	55 37	89	H	Southern California	62 66	134	H	Alabama	69 48
20	A	Tennessee	61 59	46	H	Auburn	66 61	96	H	Central Ark.	74 49	166	A	TCU	75 67
24	A	Missouri	76 78					99	H	SFA	63 48	172	H	Arkansas	90 65
24	N	Missouri	62 48					100	A	SMU	53 54	230	N	Southern U.	81 58
												267	H	Prairie View	90 62
												270	H	A&M-Corpus Christi	84 55
LAST 12 Division I GAMES:															
5	N	Mississippi St.	50 66	36	A	LSU	63 67								
24	N	Missouri	62 48	20	A	Tennessee	61 59								
83	N	Florida	67 48	134	H	Alabama	69 48								
118	A	Ole Miss	49 62	46	H	Auburn	66 61								
3	H	South Carolina	64 80	83	H	Florida	84 76								
5	H	Mississippi St.	67 72	5	A	Mississippi St.	61 71								

Non-Div I Games:

Texas A&M

■ Loss,
■ Non-Conf,
■ S Site,
■ Home
■ A Away
N Neutral

Texas Southern

Through Games Of March 10, 2017

Average RPI Win:	272	WON-LOST	WINNING	LAST 10	STRENGTH OF	OPP. STRENGTH	TEAM	ADJ.	CONF.	ADJ CONF.
Average RPI Loss:	224	RECORD	PCT. RANK	GAMES	SCHEDULE	OF SCHEDULE	RPI	RPI	RPI	RPI
DIV. I ONLY	21- 9	68	8- 2	344	321	178	178	30	30	
DIV. I NON-CONF.	5- 5	165	0- 0	333	231	206	206	30	30	
TOTALS	RPI 1-25	RPI 26-50	W-L RECORDS	RPI 51-100	RPI 101-150	RPI 150+				
21- 9	0- 0	0- 0	OVERALL	0- 1	0- 0	21- 8				
9- 2	0- 0	0- 0	HOME	0- 0	0- 0	9- 2				
10- 7	0- 0	0- 0	AWAY	0- 1	0- 0	10- 6				
2- 0	0- 0	0- 0	NEUTRAL	0- 0	0- 0	2- 0				
5- 5	0- 0	0- 0	NON-CONFERENCE	0- 1	0- 0	5- 4				
0- 1	0- 0	0- 0	HOME	0- 0	0- 0	0- 1				
4- 4	0- 0	0- 0	AWAY	0- 1	0- 0	4- 3				
1- 0	0- 0	0- 0	NEUTRAL	0- 0	0- 0	1- 0				
16- 4	0- 0	0- 0	CONFERENCE	0- 0	0- 0	16- 4				
9- 1	0- 0	0- 0	HOME	0- 0	0- 0	9- 1				
6- 3	0- 0	0- 0	AWAY	0- 0	0- 0	6- 3				
1- 0	0- 0	0- 0	NEUTRAL	0- 0	0- 0	1- 0				

RPI S	Opponent	Score	RPI S	Opponent	Score	RPI S	Opponent	Score	RPI S	Opponent	Score	Team's RPI: 178
						100 A	SMU	36 61	156 H	Rice	49 52	
									166 A	TCU	48 77	
									169 A	Texas St.	66 53	
									199 A	Grambling	52 64	
									199 H	Grambling	69 61	
									209 A	Alabama St.	55 50	
									209 H	Alabama St.	52 48	
									209 N	Alabama St.	68 54	
									216 N	Presbyterian	74 62	
									230 A	Southern U.	77 71	
									230 H	Southern U.	58 46	
									234 A	New Orleans	57 63	
									267 A	Prairie View	70 62	
									267 H	Prairie View	65 45	
									267 H	Prairie View	73 51	
									270 A	A&M-Corpus Christi	61 64	
									287 A	Ark.-Pine Bluff	45 49	
									287 H	Ark.-Pine Bluff	60 71	
									304 A	UTEP	89 68	
									307 A	Alcorn	57 53	
									307 H	Alcorn	64 45	
									310 A	FIU	70 62	
									313 A	Mississippi Val.	74 75	
									313 H	Mississippi Val.	60 54	
									334 A	Jackson St.	66 63	
									334 H	Jackson St.	62 52	
LAST 12 Division I GAMES:												
			209 N	Alabama St.	68 54		313 H	Mississippi Val.	60 54			
			267 H	Prairie View	65 45		287 H	Ark.-Pine Bluff	60 71			
			230 H	Southern U.	58 46		334 A	Jackson St.	66 63			
			307 H	Alcorn	64 45		199 A	Grambling	52 64			
			349 A	Alabama A&M	53 39		267 H	Prairie View	73 51			
			209 A	Alabama St.	55 50		349 H	Alabama A&M	60 51			

Non-Div I Games: P.R.-Bayamon 64 58

Texas Southern

Loss, Non-Conf, S Site, H Home A Away N Neutral

RPI	S	Opponent	Score
337	A	Houston Baptist	50 34
349	A	Alabama A&M	53 39
349	H	Alabama A&M	60 51

Average RPI Win:	223	WON-LOST	WINNING	LAST 10	STRENGTH OF	OPP. STRENGTH	TEAM	ADJ.	CONF.	ADJ CONF.
Average RPI Loss:	176	RECORD	PCT. RANK	GAMES	SCHEDULE	OF SCHEDULE	RPI	RPI	RPI	RPI
DIV. I ONLY	16- 13	139	6- 4	231	244	169	169	21	21	
DIV. I NON-CONF.	5- 5	165	0- 0	244	265	189	189	19	19	
TOTALS	RPI 1-25	RPI 26-50	W-L RECORDS	RPI 51-100	RPI 101-150	RPI 150+				
16- 13	0- 1	1- 0	OVERALL	1- 2	2- 3	12- 7				
10- 3	0- 0	1- 0	HOME	0- 1	2- 0	7- 2				
6- 9	0- 1	0- 0	AWAY	1- 1	0- 2	5- 5				
0- 1	0- 0	0- 0	NEUTRAL	0- 0	0- 1	0- 0				
5- 5	0- 1	0- 0	NON-CONFERENCE	0- 1	0- 0	5- 3				
3- 1	0- 0	0- 0	HOME	0- 0	0- 0	3- 1				
2- 4	0- 1	0- 0	AWAY	0- 1	0- 0	2- 2				
0- 0	0- 0	0- 0	NEUTRAL	0- 0	0- 0	0- 0				
11- 8	0- 0	1- 0	CONFERENCE	1- 1	2- 3	7- 4				
7- 2	0- 0	1- 0	HOME	0- 1	2- 0	4- 1				
4- 5	0- 0	0- 0	AWAY	1- 0	0- 2	3- 3				
0- 1	0- 0	0- 0	NEUTRAL	0- 0	0- 1	0- 0				

RPI 1-25				RPI 26-50				RPI 51-100				RPI 101+				Team's RPI: 169	
RPI	S	Opponent	Score	RPI	S	Opponent	Score	RPI	S	Opponent	Score	RPI	S	Opponent	Score		
7	A	Baylor	24 90	45	H	Little Rock	64 47	84	A	UT Arlington	75 69	126	A	Troy	54 65		
								84	H	UT Arlington	39 61	126	H	Troy	74 72		
								100	A	SMU	56 64	145	A	Louisiana	43 62		
												145	H	Louisiana	62 40		
												145	N	Louisiana	64 66		
												175	A	Houston	61 56		
												178	H	Texas Southern	53 66		
												184	A	North Texas	59 58		
												186	A	UTSA	47 72		
												214	A	Appalachian St.	53 37		
												214	H	Appalachian St.	64 66		
												242	A	South Ala.	57 44		
												242	H	South Ala.	55 39		
												247	A	Ga. Southern	69 71		
												255	A	Coastal Caro.	48 64		
												255	H	Coastal Caro.	83 62		
												261	A	Georgia St.	62 51		
												267	A	Prairie View	60 64		
												270	H	A&M-Corpus Christi	57 50		
												317	H	Arkansas St.	63 43		
												331	A	La.-Monroe	59 61		
												331	H	La.-Monroe	63 50		
												333	H	Incarnate Word	67 50		
												340	H	Sam Houston St.	69 46		
LAST 12 Division I GAMES:																	
				145	N	Louisiana	64 66					261	A	Georgia St.	62 51		
				331	A	La.-Monroe	59 61					45	H	Little Rock	64 47		
				145	A	Louisiana	43 62					317	H	Arkansas St.	63 43		
				126	H	Troy	74 72					84	A	UT Arlington	75 69		
				242	H	South Ala.	55 39					255	A	Coastal Caro.	48 64		
				247	A	Ga. Southern	69 71					214	A	Appalachian St.	53 37		

Non-Div I Games: St. Edward's 51 65

Texas St.

Loss, Non-Conf, S Site, H Home A Away N Neutral

Average RPI Win:	145	WON-LOST	WINNING	LAST 10	STRENGTH OF	OPP. STRENGTH	TEAM	ADJ.	CONF.	ADJ CONF.
Average RPI Loss:	51	RECORD	PCT. RANK	GAMES	SCHEDULE	OF SCHEDULE	RPI	RPI	RPI	RPI
DIV. I ONLY	14- 17	204	3- 7	22	29	104	104	4	4	
DIV. I NON-CONF.	8- 3	67	0- 0	46	129	37	37	3	3	
TOTALS	RPI 1-25	RPI 26-50	W-L RECORDS	RPI 51-100	RPI 101-150	RPI 150+				
14- 17	0- 11	1- 1	OVERALL	4- 2	2- 0	7- 3				
12- 4	0- 4	1- 0	HOME	4- 0	1- 0	6- 0				
0- 12	0- 6	0- 1	AWAY	0- 2	0- 0	0- 3				
2- 1	0- 1	0- 0	NEUTRAL	0- 0	1- 0	1- 0				
8- 3	0- 2	0- 0	NON-CONFERENCE	2- 0	2- 0	4- 1				
7- 0	0- 0	0- 0	HOME	2- 0	1- 0	4- 0				
0- 3	0- 2	0- 0	AWAY	0- 0	0- 0	0- 1				
1- 0	0- 0	0- 0	NEUTRAL	0- 0	1- 0	0- 0				
6- 14	0- 9	1- 1	CONFERENCE	2- 2	0- 0	3- 2				
5- 4	0- 4	1- 0	HOME	2- 0	0- 0	2- 0				
0- 9	0- 4	0- 1	AWAY	0- 2	0- 0	0- 2				
1- 1	0- 1	0- 0	NEUTRAL	0- 0	0- 0	1- 0				

RPI S	Opponent	Score	RPI S	Opponent	Score	RPI S	Opponent	Score	RPI S	Opponent	Score	Team's RPI: 104
7	A Baylor	48 86	41	A West Virginia	79 89	59	A Iowa St.	68 79	119	N Fordham	59 50	
7	H Baylor	61 79	41	H West Virginia	75 66	59	H Iowa St.	75 66	131	H North Dakota	90 80	
7	N Baylor	63 95				80	A Oklahoma St.	62 75	152	H New Mexico	69 58	
13	A Texas	47 67				80	H Oklahoma St.	70 65	166	A TCU	62 76	
13	H Texas	57 77				84	H UT Arlington	79 60	166	H TCU	79 64	
15	A Miami (FL)	56 74				96	H Central Ark.	79 45	166	N TCU	76 58	
19	A Oklahoma	45 66							172	A Arkansas	60 66	
19	H Oklahoma	56 64							175	H Houston	84 60	
21	A Texas A&M	90 98							189	A Kansas	60 66	
22	A Kansas St.	54 68							189	H Kansas	75 60	
22	H Kansas St.	53 65							267	H Prairie View	85 43	
									307	H Alcorn	90 37	
LAST 12 Division I GAMES:												
7	N Baylor	63 95	59	A Iowa St.	68 79							
166	N TCU	76 58	19	H Oklahoma	56 64							
166	H TCU	79 64	166	A TCU	62 76							
7	A Baylor	48 86	7	H Baylor	61 79							
80	A Oklahoma St.	62 75	22	H Kansas St.	53 65							
189	H Kansas	75 60	189	A Kansas	60 66							

Non-Div I Games:

Texas Tech

■ Loss,
■ Non-Conf,
■ S Site,
■ H Home
■ A Away
N Neutral

Average RPI Win:	186	WON-LOST	WINNING	LAST 10	STRENGTH OF	OPP. STRENGTH	TEAM	ADJ.	CONF.	ADJ CONF.
Average RPI Loss:	61	RECORD	PCT. RANK	GAMES	SCHEDULE	OF SCHEDULE	RPI	RPI	RPI	RPI
DIV. I ONLY	23- 8	44	9- 1	86	95	49	49	10	10	
DIV. I NON-CONF.	8- 2	49	0- 0	215	36	80	80	11	11	
TOTALS	RPI 1-25	RPI 26-50	W-L RECORDS	RPI 51-100	RPI 101-150	RPI 150+				
23- 8	0- 2	2- 1	OVERALL	5- 4	2- 1	14- 0				
11- 4	0- 1	1- 0	HOME	1- 2	1- 1	8- 0				
9- 3	0- 0	1- 1	AWAY	2- 2	1- 0	5- 0				
3- 1	0- 1	0- 0	NEUTRAL	2- 0	0- 0	1- 0				
8- 2	0- 2	1- 0	NON-CONFERENCE	0- 0	1- 0	6- 0				
4- 1	0- 1	0- 0	HOME	0- 0	1- 0	3- 0				
3- 0	0- 0	1- 0	AWAY	0- 0	0- 0	2- 0				
1- 1	0- 1	0- 0	NEUTRAL	0- 0	0- 0	1- 0				
15- 6	0- 0	1- 1	CONFERENCE	5- 4	1- 1	8- 0				
7- 3	0- 0	1- 0	HOME	1- 2	0- 1	5- 0				
6- 3	0- 0	0- 1	AWAY	2- 2	1- 0	3- 0				
2- 0	0- 0	0- 0	NEUTRAL	2- 0	0- 0	0- 0				

RPI 1-25				RPI 26-50				Team's RPI: 49				RPI 51-100				RPI 101+			
RPI	S	Opponent	Score	RPI	S	Opponent	Score	RPI	S	Opponent	Score	RPI	S	Opponent	Score	RPI	S	Opponent	Score
2	H	Notre Dame	68 85	33	A	Dayton	76 72	72	A	Ohio	55 61	121	A	Ball St.	76 66				
9	N	UCLA	73 75	44	A	Central Mich.	61 72	72	H	Ohio	55 64	121	H	Ball St.	45 51				
				44	H	Central Mich.	74 72	74	A	Northern Ill.	79 75	141	H	Detroit Mercy	72 66				
								74	H	Northern Ill.	73 77	162	A	Western Mich.	72 66				
								95	A	Kent St.	60 70	162	H	Western Mich.	75 67				
								95	N	Kent St.	67 63	180	A	Cleveland St.	92 59				
								97	A	Buffalo	73 64	238	A	Akron	61 57				
								97	H	Buffalo	85 63	238	H	Akron	65 37				
								97	N	Buffalo	72 65	248	H	Miami (OH)	64 50				
												249	H	St. Bonaventure	74 50				
												257	H	Bowling Green	74 59				
												270	A	A&M-Corpus Christi	76 60				
												277	N	Davidson	76 41				
												284	A	Eastern Mich.	66 49				
												284	H	Eastern Mich.	65 57				
												301	H	Rhode Island	65 50				
												320	H	Ill.-Chicago	79 51				
LAST 12 Division I GAMES:																			
				97	N	Buffalo	72 65	284	H	Eastern Mich.	65 57								
				95	N	Kent St.	67 63	44	A	Central Mich.	61 72								
				238	H	Akron	65 37	238	A	Akron	61 57								
				121	A	Ball St.	76 66	257	H	Bowling Green	74 59								
				74	A	Northern Ill.	79 75	162	A	Western Mich.	72 66								
				162	H	Western Mich.	75 67	72	A	Ohio	55 61								

Non-Div I Games: Madonna 99 47

Toledo

Loss, Non-Conf, S Site, H Home A Away N Neutral

Average RPI Win: 199	WON-LOST	WINNING	LAST 10	STRENGTH OF	OPP. STRENGTH	TEAM	ADJ.	CONF.	ADJ CONF.
Average RPI Loss: 134	RECORD	PCT. RANK	GAMES	SCHEDULE	OF SCHEDULE	RPI	RPI	RPI	RPI
DIV. I ONLY	12- 18	224	1- 9	155	129	212	212	9	9
DIV. I NON-CONF.	7- 4	114	0- 0	238	311	176	176	8	8
TOTALS	RPI 1-25	RPI 26-50	W-L RECORDS	RPI 51-100	RPI 101-150	RPI 150+			
12- 18	0- 1	2- 2	OVERALL	0- 3	2- 4	8- 8			
8- 8	0- 0	1- 1	HOME	0- 2	2- 2	5- 3			
4- 9	0- 1	1- 1	AWAY	0- 1	0- 2	3- 4			
0- 1	0- 0	0- 0	NEUTRAL	0- 0	0- 0	0- 1			
7- 4	0- 1	0- 0	NON-CONFERENCE	0- 1	1- 1	6- 1			
5- 2	0- 0	0- 0	HOME	0- 1	1- 1	4- 0			
2- 2	0- 1	0- 0	AWAY	0- 0	0- 0	2- 1			
0- 0	0- 0	0- 0	NEUTRAL	0- 0	0- 0	0- 0			
5- 14	0- 0	2- 2	CONFERENCE	0- 2	1- 3	2- 7			
3- 6	0- 0	1- 1	HOME	0- 1	1- 1	1- 3			
2- 7	0- 0	1- 1	AWAY	0- 1	0- 2	1- 3			
0- 1	0- 0	0- 0	NEUTRAL	0- 0	0- 0	0- 1			

RPI	S	Opponent	Score	RPI	S	Opponent	Score	RPI	S	Opponent	Score	RPI	S	Opponent	Score	Team's RPI: 212
16	A	Maryland	63 97	27	A	Elon	55 83	71	H	Georgetown	59 75	108	H	Rider	75 79	
				27	H	Elon	65 67	78	A	Drexel	48 58	123	A	William & Mary	55 68	
				39	A	James Madison	60 55	78	H	Drexel	65 80	123	H	William & Mary	64 60	
				39	H	James Madison	54 51					127	H	Cornell	68 63	
												138	A	Delaware	59 75	
												138	H	Delaware	67 73	
												157	A	Northeastern	64 72	
												157	H	Northeastern	51 63	
												181	A	Hofstra	59 56	
												181	H	Hofstra	61 70	
												181	N	Hofstra	66 77	
												193	H	George Mason	79 75	
												211	A	UMBC	59 48	
												217	A	Col. of Charleston	54 59	
												217	H	Col. of Charleston	61 59	
												218	A	UNCW	56 59	
												218	H	UNCW	42 48	
												275	A	Colgate	71 76	
												283	H	Norfolk St.	61 58	
												288	H	Coppin St.	69 65	
												341	A	Wagner	69 40	
												344	H	UMass Lowell	90 56	
LAST 12 Division I GAMES:																
				181	N	Hofstra	66 77	123	A	William & Mary	55 68					
				138	A	Delaware	59 75	218	H	UNCW	42 48					
				27	H	Elon	65 67	217	A	Col. of Charleston	54 59					
				181	A	Hofstra	59 56	27	A	Elon	55 83					
				157	H	Northeastern	51 63	138	H	Delaware	67 73					
				78	H	Drexel	65 80	218	A	UNCW	56 59					

Non-Div I Games:

Towson

■ Loss,
 ■ Non-Conf, S Site,
 ■ Home
 ■ Away
 N Neutral

Average RPI Win: 233	WON-LOST	WINNING	LAST 10	STRENGTH OF	OPP. STRENGTH	TEAM	ADJ.	CONF.	ADJ CONF.
Average RPI Loss: 110	RECORD	PCT. RANK	GAMES	SCHEDULE	OF SCHEDULE	RPI	RPI	RPI	RPI
DIV. I ONLY	18- 10	104	6- 4	202	186	126	126	21	21
DIV. I NON-CONF.	5- 4	143	0- 0	145	69	111	111	19	19
TOTALS	RPI 1-25	RPI 26-50	W-L RECORDS	RPI 51-100	RPI 101-150	RPI 150+			
18- 10	0- 1	0- 3	OVERALL	3- 2	0- 1	15- 3			
9- 3	0- 0	0- 1	HOME	2- 0	0- 0	7- 2			
6- 7	0- 0	0- 0	AWAY	0- 0	0- 0	6- 0			
3- 0	0- 0	0- 0	NEUTRAL	1- 0	0- 0	2- 0			
5- 4	0- 1	0- 1	NON-CONFERENCE	2- 1	0- 0	3- 1			
2- 1	0- 0	0- 0	HOME	1- 0	0- 0	1- 1			
1- 3	0- 1	0- 1	AWAY	0- 1	0- 0	1- 0			
2- 0	0- 0	0- 0	NEUTRAL	1- 0	0- 0	1- 0			
13- 6	0- 0	0- 2	CONFERENCE	1- 1	0- 1	12- 2			
7- 2	0- 0	0- 1	HOME	1- 0	0- 0	6- 1			
5- 4	0- 0	0- 1	AWAY	0- 1	0- 1	5- 1			
1- 0	0- 0	0- 0	NEUTRAL	0- 0	0- 0	1- 0			

RPI 1-25				RPI 26-50				RPI 51-100				RPI 101+ Team's RPI: 126			
RPI	S	Opponent	Score	RPI	S	Opponent	Score	RPI	S	Opponent	Score	RPI	S	Opponent	Score
20	A	Tennessee	84 110	45	A	Little Rock	74 77	57	H	Belmont	91 74	145	A	Louisiana	72 80
				45	H	Little Rock	63 74	66	N	Villanova	93 85	169	A	Texas St.	72 74
				46	A	Auburn	52 61	84	A	UT Arlington	72 78	169	H	Texas St.	65 54
								84	H	UT Arlington	85 68	191	H	UAB	77 81
								93	A	Jacksonville	70 77	209	H	Alabama St.	95 66
												214	H	Appalachian St.	86 77
												242	A	South Ala.	73 57
												242	H	South Ala.	75 71
												247	A	Ga. Southern	89 86
												247	H	Ga. Southern	77 67
												255	H	Coastal Caro.	78 66
												261	A	Georgia St.	87 69
												261	H	Georgia St.	65 68
												295	A	Nicholls St.	100 75
												317	A	Arkansas St.	83 75
												317	H	Arkansas St.	90 77
												317	N	Arkansas St.	105 72
												326	N	Loyola Chicago	91 67
												331	A	La.-Monroe	94 67
LAST 12 Division I GAMES:															
317	N	Arkansas St.	105 72	214	H	Appalachian St.	86 77								
45	H	Little Rock	63 74	145	A	Louisiana	72 80								
317	H	Arkansas St.	90 77	331	A	La.-Monroe	94 67								
169	A	Texas St.	72 74	242	H	South Ala.	75 71								
84	A	UT Arlington	72 78	261	H	Georgia St.	65 68								
255	H	Coastal Caro.	78 66	247	H	Ga. Southern	77 67								

Non-Div I Games: Armstrong St. 118 72 Thomas (GA) 110 55

Troy

Average RPI Win: 160	WON-LOST	WINNING	LAST 10	STRENGTH OF	OPP. STRENGTH	TEAM	ADJ.	CONF.	ADJ CONF.
Average RPI Loss: 89	RECORD	PCT. RANK	GAMES	SCHEDULE	OF SCHEDULE	RPI	RPI	RPI	RPI
DIV. I ONLY	10- 21	267	3- 7	30	67	143	143	5	5
DIV. I NON-CONF.	4- 9	248	0- 0	115	121	204	204	5	5
TOTALS	RPI 1-25	RPI 26-50	W-L RECORDS	RPI 51-100	RPI 101-150	RPI 150+			
10- 21	0- 7	0- 3	OVERALL	3- 5	0- 0	7- 6			
5- 8	0- 2	0- 2	HOME	2- 2	0- 0	3- 2			
4- 11	0- 4	0- 1	AWAY	1- 2	0- 0	3- 4			
1- 2	0- 1	0- 0	NEUTRAL	0- 1	0- 0	1- 0			
4- 9	0- 2	0- 1	NON-CONFERENCE	1- 2	0- 0	3- 4			
2- 3	0- 0	0- 1	HOME	1- 1	0- 0	1- 1			
2- 5	0- 2	0- 0	AWAY	0- 0	0- 0	2- 3			
0- 1	0- 0	0- 0	NEUTRAL	0- 1	0- 0	0- 0			
6- 12	0- 5	0- 2	CONFERENCE	2- 3	0- 0	4- 2			
3- 5	0- 2	0- 1	HOME	1- 1	0- 0	2- 1			
2- 6	0- 2	0- 1	AWAY	1- 2	0- 0	1- 1			
1- 1	0- 1	0- 0	NEUTRAL	0- 0	0- 0	1- 0			

RPI	S	Opponent	Score	RPI	S	Opponent	Score	RPI	S	Opponent	Score	RPI	S	Opponent	Score	Team's RPI: 143
1	A	UConn	50 96	30	A	South Fla.	68 84	75	A	Tulane	65 70	152	A	New Mexico	67 64	
1	H	UConn	58 98	30	H	South Fla.	64 90	76	H	South Dakota	68 71	158	A	Oral Roberts	68 76	
1	N	UConn	57 105	45	H	Little Rock	58 63	88	N	BYU	56 71	168	H	Memphis	57 52	
18	A	Temple	43 70					92	H	Saint Louis	70 64	168	N	Memphis	60 55	
18	H	Temple	49 58					94	A	UCF	73 62	171	H	East Carolina	100 92	
19	A	Oklahoma	68 85					94	H	UCF	58 62	172	H	Arkansas	50 57	
22	A	Kansas St.	62 82					100	A	SMU	41 62	175	A	Houston	66 71	
								100	H	SMU	66 59	175	H	Houston	62 65	
												182	A	Cincinnati	78 61	
												184	H	North Texas	63 58	
												250	A	Indiana St.	68 72	
												293	A	UMKC	80 70	
												317	A	Arkansas St.	80 83	
LAST 12 Division I GAMES:																
		1 N UConn	57 105			94	H UCF	58 62								
		168 N Memphis	60 55			18	A Temple	43 70								
		182 A Cincinnati	78 61			1	A UConn	50 96								
		30 H South Fla.	64 90			171	H East Carolina	100 92								
		100 A SMU	41 62			100	H SMU	66 59								
		175 H Houston	62 65			75	A Tulane	65 70								

Non-Div I Games:

Tulsa

■ Loss,
 ■ Non-Conf,
 ■ S Site,
 ■ Home
 ■ A Away
 N Neutral

UAB										
Average RPI Win:	252	WON-LOST	WINNING	LAST 10	STRENGTH OF	OPP. STRENGTH	TEAM	ADJ.	CONF.	ADJ CONF.
Average RPI Loss:	116	RECORD	PCT. RANK	GAMES	SCHEDULE	OF SCHEDULE	RPI	RPI	RPI	RPI
DIV. I ONLY	14- 15	181	5- 5	183	155	191	191	14	14	
DIV. I NON-CONF.	6- 4	127	0- 0	100	211	100	100	16	16	
TOTALS	RPI 1-25	RPI 26-50	W-L RECORDS	RPI 51-100	RPI 101-150	RPI 150+				
14- 15	0- 2	0- 2	OVERALL	0- 4	2- 2	12- 5				
8- 7	0- 1	0- 1	HOME	0- 2	0- 0	8- 3				
5- 8	0- 1	0- 1	AWAY	0- 2	2- 2	3- 2				
1- 0	0- 0	0- 0	NEUTRAL	0- 0	0- 0	1- 0				
6- 4	0- 2	0- 0	NON-CONFERENCE	0- 1	1- 0	5- 1				
3- 2	0- 1	0- 0	HOME	0- 1	0- 0	3- 0				
2- 2	0- 1	0- 0	AWAY	0- 0	1- 0	1- 1				
1- 0	0- 0	0- 0	NEUTRAL	0- 0	0- 0	1- 0				
8- 11	0- 0	0- 2	CONFERENCE	0- 3	1- 2	7- 4				
5- 5	0- 0	0- 1	HOME	0- 1	0- 0	5- 3				
3- 6	0- 0	0- 1	AWAY	0- 2	1- 2	2- 1				
0- 0	0- 0	0- 0	NEUTRAL	0- 0	0- 0	0- 0				

RPI 1-25			RPI 26-50			RPI 51-100			RPI 101+			Team's RPI: 191
RPI	S	Opponent	Score	RPI	S	Opponent	Score	RPI	S	Opponent	Score	
12	H	Florida St.	47 93	40	A	Western Ky.	48 60	57	H	Belmont	58 72	117 A Charlotte 88 81
17	A	DePaul	80 90	40	H	Western Ky.	52 62	82	A	Middle Tenn.	56 87	126 A Troy 81 77
								82	H	Middle Tenn.	61 64	135 A Old Dominion 61 73
								98	A	Southern Miss.	59 64	137 A Louisiana Tech 63 64
												156 H Rice 62 61
												174 A Southern Ill. 64 49
												184 H North Texas 58 59
												184 H North Texas 62 65
												186 H UTSA 67 82
												228 A Samford 49 52
												232 H High Point 75 66
												242 H South Ala. 66 41
												251 A Marshall 58 61
												251 H Marshall 71 55
												304 H UTEP 74 61
												310 A FIU 61 52
												310 H FIU 82 68
												312 N Gardner-Webb 59 49
												313 H Mississippi Val. 80 46
												338 A Fla. Atlantic 78 75
												338 H Fla. Atlantic 66 55
LAST 12 Division I GAMES:												
184	H	North Texas	62 65	135	A	Old Dominion	61 73					
310	A	FIU	61 52	117	A	Charlotte	88 81					
338	A	Fla. Atlantic	78 75	186	H	UTSA	67 82					
82	A	Middle Tenn.	56 87	304	H	UTEP	74 61					
40	H	Western Ky.	52 62	98	A	Southern Miss.	59 64					
251	H	Marshall	71 55	137	A	Louisiana Tech	63 64					

Non-Div I Games: Miles 106 48

UAB

Loss, Non-Conf, S Site, H Home A Away N Neutral

U
C
D
a
v
i
s

U
C
D
a
v
i
s

91 51

Page 331

Through Games Of March 10, 1917									
Average RPI Win: 265	WON-LOST	WINNING	LAST 10	STRENGTH OF	OPP. STRENGTH	TEAM	ADJ.	CONF.	ADJ CONF.
Average RPI Loss: 181	RECORD	PCT. RANK	GAMES	SCHEDULE	OF SCHEDULE	RPI	RPI	RPI	RPI
DIV. I ONLY	4- 26	335	2- 8	222	271	328	328	23	23
DIV. I NON-CONF.	1- 12	332	0- 0	176	297	321	321	23	23
TOTALS	RPI 1-25	RPI 26-50	W-L RECORDS	RPI 51-100	RPI 101-150	RPI 150+			
4- 26	0- 0	0- 0	OVERALL	0- 5	0- 4	4- 17			
2- 12	0- 0	0- 0	HOME	0- 3	0- 2	2- 7			
2- 12	0- 0	0- 0	AWAY	0- 2	0- 1	2- 9			
0- 2	0- 0	0- 0	NEUTRAL	0- 0	0- 1	0- 1			
1- 12	0- 0	0- 0	NON-CONFERENCE	0- 3	0- 2	1- 7			
0- 6	0- 0	0- 0	HOME	0- 2	0- 1	0- 3			
1- 5	0- 0	0- 0	AWAY	0- 1	0- 0	1- 4			
0- 1	0- 0	0- 0	NEUTRAL	0- 0	0- 1	0- 0			
3- 14	0- 0	0- 0	CONFERENCE	0- 2	0- 2	3- 10			
2- 6	0- 0	0- 0	HOME	0- 1	0- 1	2- 4			
1- 7	0- 0	0- 0	AWAY	0- 1	0- 1	1- 5			
0- 1	0- 0	0- 0	NEUTRAL	0- 0	0- 0	0- 1			

[illegible]

Non-Div I Games: Concordia (CA) 92 61

UC Irvine

Loss, Non-Conf, S Site, H Home A Away N Neutral

Average RPI Win:	270	WON-LOST	WINNING	LAST 10	STRENGTH OF	OPP. STRENGTH	TEAM	ADJ.	CONF.	ADJ CONF.
Average RPI Loss:	112	RECORD	PCT. RANK	GAMES	SCHEDULE	OF SCHEDULE	RPI	RPI	RPI	RPI
DIV. I ONLY	16- 15	166	5- 5	240	223	187	187	23	23	
DIV. I NON-CONF.	6- 7	182	0- 0	124	142	149	149	23	23	
TOTALS	RPI 1-25	RPI 26-50	W-L RECORDS	RPI 51-100	RPI 101-150	RPI 150+				
16- 15	0- 1	0- 0	OVERALL	0- 7	0- 2	16- 5				
8- 5	0- 0	0- 0	HOME	0- 3	0- 1	8- 1				
6- 9	0- 1	0- 0	AWAY	0- 4	0- 1	6- 3				
2- 1	0- 0	0- 0	NEUTRAL	0- 0	0- 0	2- 1				
6- 7	0- 1	0- 0	NON-CONFERENCE	0- 5	0- 0	6- 1				
3- 2	0- 0	0- 0	HOME	0- 2	0- 0	3- 0				
2- 5	0- 1	0- 0	AWAY	0- 3	0- 0	2- 1				
1- 0	0- 0	0- 0	NEUTRAL	0- 0	0- 0	1- 0				
10- 8	0- 0	0- 0	CONFERENCE	0- 2	0- 2	10- 4				
5- 3	0- 0	0- 0	HOME	0- 1	0- 1	5- 1				
4- 4	0- 0	0- 0	AWAY	0- 1	0- 1	4- 2				
1- 1	0- 0	0- 0	NEUTRAL	0- 0	0- 0	1- 1				

RPI 1-25					
RPI	S	Opponent	Score		
24	A	Missouri	62	68	
RPI 26-50					
RPI	S	Opponent	Score		
RPI 51-100					
RPI	S	Opponent	Score		
55	A	California	56	71	
56	H	Penn	55	71	
76	H	South Dakota	55	61	
81	A	UC Davis	55	72	
81	H	UC Davis	59	61	
89	A	Southern California	49	67	
90	A	FGCU	45	60	
RPI 101+					
RPI	S	Opponent	Score		
Team's RPI:	187				
115	A	Long Beach St.	51	55	
115	H	Long Beach St.	66	73	
154	A	CSUN	70	79	
154	H	CSUN	67	70	
189	A	Kansas	84	90	
197	A	UC Santa Barbara	54	58	
197	H	UC Santa Barbara	73	69	
197	N	UC Santa Barbara	71	81	
202	A	Loyola Marymount	75	72	
215	H	Seattle U	58	54	
228	N	Samford	51	48	
241	A	Hawaii	79	59	
241	H	Hawaii	63	45	
245	H	Grand Canyon	77	64	
263	A	CSU Bakersfield	71	66	
269	H	San Diego St.	72	44	
273	A	Cal Poly	72	69	
273	H	Cal Poly	68	59	
328	A	UC Irvine	79	58	
328	H	UC Irvine	76	58	
328	N	UC Irvine	92	60	
346	A	Cal St. Fullerton	75	63	
346	H	Cal St. Fullerton	68	45	
LAST 12 Division I GAMES:					
197	N	UC Santa Barbara	71	81	
328	N	UC Irvine	92	60	
81	H	UC Davis	59	61	
154	A	CSUN	70	79	
115	H	Long Beach St.	66	73	
346	A	Cal St. Fullerton	75	63	
197	H	UC Santa Barbara	73	69	
154	H	CSUN	67	70	
241	A	Hawaii	79	59	
273	A	Cal Poly	72	69	
241	H	Hawaii	63	45	
115	A	Long Beach St.	51	55	

Non-Div I Games:

UC Riverside

Loss, Non-Conf, S Site, H Home A Away N Neutral

Average RPI Win:	250	WON-LOST	WINNING	LAST 10	STRENGTH OF	OPP. STRENGTH	TEAM	ADJ.	CONF.	ADJ CONF.
Average RPI Loss:	154	RECORD	PCT. RANK	GAMES	SCHEDULE	OF SCHEDULE	RPI	RPI	RPI	RPI
DIV. I ONLY	16- 15	166	5- 5	281	219	197	197	23	23	
DIV. I NON-CONF.	5- 8	218	0- 0	293	163	265	265	23	23	
TOTALS	RPI 1-25	RPI 26-50	W-L RECORDS	RPI 51-100	RPI 101-150	RPI 150+				
16- 15	0- 1	0- 0	OVERALL	1- 3	2- 2	13- 9				
8- 5	0- 1	0- 0	HOME	0- 1	1- 1	7- 2				
4- 10	0- 0	0- 0	AWAY	0- 2	1- 1	3- 7				
4- 0	0- 0	0- 0	NEUTRAL	1- 0	0- 0	3- 0				
5- 8	0- 1	0- 0	NON-CONFERENCE	0- 1	1- 1	4- 5				
2- 3	0- 1	0- 0	HOME	0- 0	0- 1	2- 1				
1- 5	0- 0	0- 0	AWAY	0- 1	1- 0	0- 4				
2- 0	0- 0	0- 0	NEUTRAL	0- 0	0- 0	2- 0				
11- 7	0- 0	0- 0	CONFERENCE	1- 2	1- 1	9- 4				
6- 2	0- 0	0- 0	HOME	0- 1	1- 0	5- 1				
3- 5	0- 0	0- 0	AWAY	0- 1	0- 1	3- 3				
2- 0	0- 0	0- 0	NEUTRAL	1- 0	0- 0	1- 0				

RPI	S	Opponent	Score	RPI	S	Opponent	Score	RPI	S	Opponent	Score	RPI	S	Opponent	Score	Team's RPI: 197
9	H	UCLA	52 71					59	A	Iowa St.	60 77	115	A	Long Beach St.	45 59	
								81	A	UC Davis	61 70	115	H	Long Beach St.	65 60	
								81	H	UC Davis	48 62	133	H	Yale	60 64	
								81	N	UC Davis	73 59	146	A	Fresno St.	50 49	
												154	A	CSUN	61 75	
												154	H	CSUN	55 62	
												161	H	Santa Clara	58 69	
												187	A	UC Riverside	69 73	
												187	H	UC Riverside	58 54	
												187	N	UC Riverside	81 71	
												202	A	Loyola Marymount	55 57	
												215	A	Seattle U	53 58	
												223	A	San Diego	63 77	
												241	A	Hawaii	67 52	
												241	H	Hawaii	74 62	
												269	A	San Diego St.	70 84	
												270	N	A&M-Corpus Christi	66 60	
												273	A	Cal Poly	67 78	
												273	H	Cal Poly	77 63	
												294	H	Northern Ariz.	60 51	
												305	N	North Dakota St.	66 59	
												314	H	Pepperdine	66 57	
												328	A	UC Irvine	85 60	
												328	H	UC Irvine	71 53	
												346	A	Cal St. Fullerton	56 49	
												346	H	Cal St. Fullerton	57 37	
LAST 12 Division I GAMES:																
				81	N	UC Davis	73 59					187	A	UC Riverside	69 73	
				187	N	UC Riverside	81 71					241	A	Hawaii	67 52	
				273	H	Cal Poly	77 63					154	H	CSUN	55 62	
				328	H	UC Irvine	71 53					81	H	UC Davis	48 62	
				81	A	UC Davis	61 70					346	H	Cal St. Fullerton	57 37	
				115	A	Long Beach St.	45 59					328	A	UC Irvine	85 60	

Non-Div I Games:

UC Santa Barbara

Average RPI Win:	182	WON-LOST	WINNING	LAST 10	STRENGTH OF	OPP. STRENGTH	TEAM	ADJ.	CONF.	ADJ CONF.
Average RPI Loss:	97	RECORD	PCT. RANK	GAMES	SCHEDULE	OF SCHEDULE	RPI	RPI	RPI	RPI
DIV. I ONLY	20- 11	96	7- 3	122	80	94	94	5	5	
DIV. I NON-CONF.	10- 3	54	0- 0	224	260	103	103	5	5	
TOTALS	RPI 1-25	RPI 26-50	W-L RECORDS	RPI 51-100	RPI 101-150	RPI 150+				
20- 11	0- 3	1- 0	OVERALL	3- 3	3- 2	13- 3				
10- 6	0- 2	0- 0	HOME	1- 1	2- 2	7- 1				
9- 4	0- 0	1- 0	AWAY	1- 2	1- 0	6- 2				
1- 1	0- 1	0- 0	NEUTRAL	1- 0	0- 0	0- 0				
10- 3	0- 0	0- 0	NON-CONFERENCE	0- 2	2- 1	8- 0				
6- 2	0- 0	0- 0	HOME	0- 1	2- 1	4- 0				
4- 1	0- 0	0- 0	AWAY	0- 1	0- 0	4- 0				
0- 0	0- 0	0- 0	NEUTRAL	0- 0	0- 0	0- 0				
10- 8	0- 3	1- 0	CONFERENCE	3- 1	1- 1	5- 3				
4- 4	0- 2	0- 0	HOME	1- 0	0- 1	3- 1				
5- 3	0- 0	1- 0	AWAY	1- 1	1- 0	2- 2				
1- 1	0- 1	0- 0	NEUTRAL	1- 0	0- 0	0- 0				

RPI S Opponent	Score	RPI S Opponent	Score	RPI S Opponent	Score	RPI S Opponent	Score
1 H UConn	48 84	30 A South Fla.	66 62	75 A Tulane	56 51	105 H Virginia Tech	64 67
1 N UConn	56 78			75 N Tulane	61 57	108 H Rider	49 30
18 H Temple	60 66			81 H UC Davis	71 77	143 A Tulsa	62 58
				97 A Buffalo	65 66	143 H Tulsa	62 73
				100 A SMU	58 63	149 H Omaha	81 41
				100 H SMU	63 37	167 H Bethune-Cookman	70 43
						168 A Memphis	59 65
						168 H Memphis	62 65
						171 A East Carolina	54 42
						171 H East Carolina	79 51
						175 A Houston	62 48
						175 H Houston	85 59
						182 A Cincinnati	57 63
						182 H Cincinnati	64 44
						242 H South Ala.	70 58
						247 A Ga. Southern	74 54
						259 A Butler	66 59
						262 H Austin Peay	61 43
						277 A Davidson	57 38
						310 A FIU	69 52
						312 H Gardner-Webb	66 52
LAST 12 Division I GAMES:							
1 N UConn	56 78	30 A South Fla.	66 62				
75 N Tulane	61 57	143 A Tulsa	62 58				
18 H Temple	60 66	175 H Houston	85 59				
100 H SMU	63 37	100 A SMU	58 63				
75 A Tulane	56 51	168 A Memphis	59 65				
171 H East Carolina	79 51	182 H Cincinnati	64 44				

Non-Div I Games:

UCF

Loss, Non-Conf, S Site, H Home A Away N Neutral

Average RPI Win:	109	WON-LOST	WINNING	LAST 10	STRENGTH OF	OPP. STRENGTH	TEAM	ADJ.	CONF.	ADJ CONF.
Average RPI Loss:	28	RECORD	PCT. RANK	GAMES	SCHEDULE	OF SCHEDULE	RPI	RPI	RPI	RPI
DIV. I ONLY	23- 8	44	6- 4	13	7	9	9	1	1	
DIV. I NON-CONF.	9- 2	37	0- 0	51	82	11	11	1	1	
TOTALS	RPI 1-25	RPI 26-50	W-L RECORDS	RPI 51-100	RPI 101-150	RPI 150+				
23- 8	3- 5	6- 1	OVERALL	4- 1	4- 1	6- 0				
14- 0	2- 0	3- 0	HOME	2- 0	3- 0	4- 0				
6- 7	1- 4	1- 1	AWAY	1- 1	1- 1	2- 0				
3- 1	0- 1	2- 0	NEUTRAL	1- 0	0- 0	0- 0				
9- 2	0- 2	2- 0	NON-CONFERENCE	1- 0	0- 0	6- 0				
5- 0	0- 0	1- 0	HOME	0- 0	0- 0	4- 0				
2- 2	0- 2	0- 0	AWAY	0- 0	0- 0	2- 0				
2- 0	0- 0	1- 0	NEUTRAL	1- 0	0- 0	0- 0				
14- 6	3- 3	4- 1	CONFERENCE	3- 1	4- 1	0- 0				
9- 0	2- 0	2- 0	HOME	2- 0	3- 0	0- 0				
4- 5	1- 2	1- 1	AWAY	1- 1	1- 1	0- 0				
1- 1	0- 1	2- 0	NEUTRAL	0- 0	0- 0	0- 0				

RPI	S	Opponent	Score	RPI	S	Opponent	Score	RPI	S	Opponent	Score	RPI	S	Opponent	Score
3	A	South Carolina	57 66	34	A	Arizona St.	55 52	55	A	California	77 80	103	A	Washington St.	73 82
4	A	Oregon St.	61 68	34	H	Arizona St.	69 60	63	N	Iowa	78 65	103	H	Washington St.	67 48
4	H	Oregon St.	66 56	34	N	Arizona St.	77 68	79	H	Utah	67 56	109	H	Colorado	87 74
4	N	Oregon St.	53 63	35	A	Oregon	75 84	89	A	Southern California	74 59	132	A	Arizona	79 56
6	A	Stanford	85 76	35	H	Oregon	79 63	89	H	Southern California	71 67	132	H	Arizona	69 49
7	A	Baylor	70 84	47	H	Michigan	84 64					197	A	UC Santa Barbara	71 52
10	A	Washington	70 82	49	N	Toledo	75 73					230	H	Southern U.	95 47
10	H	Washington	90 79									241	H	Hawaii	72 49
												244	H	Pacific	82 55
												273	H	Cal Poly	80 64
												281	A	N.C. A&T	83 42
LAST 12 Division I GAMES:															
		4 N Oregon St.	53 63			4 A Oregon St.	61 68								
		34 N Arizona St.	77 68			35 A Oregon	75 84								
		34 A Arizona St.	55 52			6 A Stanford	85 76								
		132 A Arizona	79 56			55 A California	77 80								
		103 H Washington St.	67 48			132 H Arizona	69 49								
		10 H Washington	90 79			34 H Arizona St.	69 60								

Non-Div I Games:

UCLA

Average RPI Win:	75	WON-LOST	WINNING	LAST 10	STRENGTH OF	OPP. STRENGTH	TEAM	ADJ.	CONF.	ADJ CONF.
Average RPI Loss:	0	RECORD	PCT. RANK	GAMES	SCHEDULE	OF SCHEDULE	RPI	RPI	RPI	RPI
DIV. I ONLY	32- 0	1	10- 0	2	5	1	1	5	5	
DIV. I NON-CONF.	13- 0	1	1- 0	1	1	1	1	5	5	
TOTALS	RPI 1-25	RPI 26-50	W-L RECORDS	RPI 51-100	RPI 101-150	RPI 150+				
32- 0	11- 0	5- 0	OVERALL	7- 0	3- 0	6- 0				
14- 0	5- 0	2- 0	HOME	3- 0	1- 0	3- 0				
14- 0	5- 0	2- 0	AWAY	3- 0	1- 0	3- 0				
4- 0	1- 0	1- 0	NEUTRAL	1- 0	1- 0	0- 0				
13- 0	9- 0	2- 0	NON-CONFERENCE	1- 0	0- 0	1- 0				
6- 0	4- 0	1- 0	HOME	1- 0	0- 0	0- 0				
6- 0	4- 0	1- 0	AWAY	0- 0	0- 0	1- 0				
1- 0	1- 0	0- 0	NEUTRAL	0- 0	0- 0	0- 0				
19- 0	2- 0	3- 0	CONFERENCE	6- 0	3- 0	5- 0				
8- 0	1- 0	1- 0	HOME	2- 0	1- 0	3- 0				
8- 0	1- 0	1- 0	AWAY	3- 0	1- 0	2- 0				
3- 0	0- 0	1- 0	NEUTRAL	1- 0	1- 0	0- 0				

RPI 1-25				RPI 26-50				RPI 51-100				RPI 101+				
RPI	S	Opponent	Score	RPI	S	Opponent	Score	RPI	S	Opponent	Score	RPI	S	Opponent	Score	
2	A	Notre Dame	72 61	30	A	South Fla.	96 68	65	H	Chattanooga	80 43	143	A	Tulsa	98 58	
3	H	South Carolina	66 55	30	H	South Fla.	102 37	75	A	Tulane	63 60	143	H	Tulsa	96 50	
7	H	Baylor	72 61	30	N	South Fla.	100 44	75	H	Tulane	100 56	143	N	Tulsa	105 57	
12	A	Florida St.	78 76	33	H	Dayton	98 65	94	A	UCF	84 48	168	H	Memphis	91 48	
13	N	Texas	72 54	36	A	LSU	76 53	94	N	UCF	78 56	171	A	East Carolina	91 44	
16	A	Maryland	87 81					100	A	SMU	88 48	171	H	East Carolina	90 45	
17	H	DePaul	91 46					100	H	SMU	83 41	175	H	Houston	91 42	
18	A	Temple	97 69									182	A	Cincinnati	96 49	
18	H	Temple	90 45									196	A	Nebraska	84 41	
22	A	Kansas St.	75 58													
25	H	Ohio St.	82 63													
LAST 12 Division I GAMES:																
		30	N	South Fla.			100	44			75	A	Tulane		63	60
		94	N	UCF			78	56			3	H	South Carolina		66	55
		143	N	Tulsa			105	57			100	H	SMU		83	41
		30	A	South Fla.			96	68			182	A	Cincinnati		96	49
		168	H	Memphis			91	48			143	H	Tulsa		96	50
		18	H	Temple			90	45			18	A	Temple		97	69

Non-Div I Games:

UConn

Average RPI Win:	235	WON-LOST	WINNING	LAST 10	STRENGTH OF	OPP. STRENGTH	TEAM	ADJ.	CONF.	ADJ CONF.
Average RPI Loss:	170	RECORD	PCT. RANK	GAMES	SCHEDULE	OF SCHEDULE	RPI	RPI	RPI	RPI
DIV. I ONLY	14- 15	181	6- 4	256	241	211	211	22	22	
DIV. I NON-CONF.	4- 8	230	0- 0	265	291	285	285	22	22	
TOTALS	RPI 1-25	RPI 26-50	W-L RECORDS	RPI 51-100	RPI 101-150	RPI 150+				
14- 15	0- 1	0- 0	OVERALL	0- 3	3- 2	11- 9				
7- 7	0- 0	0- 0	HOME	0- 1	2- 1	5- 5				
6- 7	0- 1	0- 0	AWAY	0- 2	1- 1	5- 3				
1- 1	0- 0	0- 0	NEUTRAL	0- 0	0- 0	1- 1				
4- 8	0- 1	0- 0	NON-CONFERENCE	0- 1	0- 1	4- 5				
1- 5	0- 0	0- 0	HOME	0- 0	0- 1	1- 4				
2- 3	0- 1	0- 0	AWAY	0- 1	0- 0	2- 1				
1- 0	0- 0	0- 0	NEUTRAL	0- 0	0- 0	1- 0				
10- 7	0- 0	0- 0	CONFERENCE	0- 2	3- 1	7- 4				
6- 2	0- 0	0- 0	HOME	0- 1	2- 0	4- 1				
4- 4	0- 0	0- 0	AWAY	0- 1	1- 1	3- 2				
0- 1	0- 0	0- 0	NEUTRAL	0- 0	0- 0	0- 1				

RPI	S	Opponent	Score	RPI	S	Opponent	Score	RPI	S	Opponent	Score	RPI	S	Opponent	Score	Team's RPI: 211
16	A	Maryland	42 92					52	A	Virginia	30 56	110	A	Albany (NY)	64 56	
								77	A	New Hampshire	50 60	110	H	Albany (NY)	63 60	
								77	H	New Hampshire	61 65	116	H	Princeton	58 69	
												128	A	Maine	40 72	
												128	H	Maine	66 62	
												183	A	Hartford	64 47	
												183	H	Hartford	73 80	
												183	N	Hartford	40 74	
												185	A	American	53 70	
												194	A	Columbia	67 56	
												210	A	Binghamton	62 69	
												210	H	Binghamton	53 45	
												212	H	Towson	48 59	
												235	N	Liberty	62 51	
												258	A	Stony Brook	37 51	
												258	H	Stony Brook	67 61	
												260	H	UMES	57 70	
												268	H	Loyola Maryland	65 70	
												274	A	Vermont	64 52	
												274	H	Vermont	69 66	
												288	H	Coppin St.	73 63	
												330	H	Morgan St.	61 69	
												336	A	LIU Brooklyn	57 45	
												344	A	UMass Lowell	78 62	
												344	H	UMass Lowell	79 72	
LAST 12 Division I GAMES:																
183	N	Hartford	40 74	183	A	Hartford	64 47									
77	H	New Hampshire	61 65	128	H	Maine	66 62									
258	A	Stony Brook	37 51	210	H	Binghamton	53 45									
344	A	UMass Lowell	78 62	77	A	New Hampshire	50 60									
110	H	Albany (NY)	63 60	258	H	Stony Brook	67 61									
274	A	Vermont	64 52	344	H	UMass Lowell	79 72									

Non-Div I Games: Gettysburg 71 51

UMBC

Loss, Non-Conf, S Site, H Home A Away N Neutral

UMES				STRENGTH OF SCHEDULE	OPP. STRENGTH OF SCHEDULE	TEAM RPI	ADJ. RPI	CONF. RPI	ADJ CONF. RPI
Average RPI Win:	262	WON-LOST RECORD	WINNING PCT. RANK						
Average RPI Loss:	224		LAST 10 GAMES						
DIV. I ONLY	12- 16	216	4- 6	312	333	260	260	32	32
DIV. I NON-CONF.	5- 5	165	0- 0	195	233	121	121	31	31

TOTALS	RPI 1-25	RPI 26-50	W-L RECORDS	RPI 51-100	RPI 101-150	RPI 150+			
12- 16	0- 1	0- 1	OVERALL	0- 1	0- 0	12- 13			
3- 6	0- 0	0- 0	HOME	0- 0	0- 0	3- 6			
7- 9	0- 1	0- 1	AWAY	0- 1	0- 0	7- 6			
2- 1	0- 0	0- 0	NEUTRAL	0- 0	0- 0	2- 1			
5- 5	0- 1	0- 1	NON-CONFERENCE	0- 1	0- 0	5- 2			
1- 0	0- 0	0- 0	HOME	0- 0	0- 0	1- 0			
3- 5	0- 1	0- 1	AWAY	0- 1	0- 0	3- 2			
1- 0	0- 0	0- 0	NEUTRAL	0- 0	0- 0	1- 0			
7- 11	0- 0	0- 0	CONFERENCE	0- 0	0- 0	7- 11			
2- 6	0- 0	0- 0	HOME	0- 0	0- 0	2- 6			
4- 4	0- 0	0- 0	AWAY	0- 0	0- 0	4- 4			
1- 1	0- 0	0- 0	NEUTRAL	0- 0	0- 0	1- 1			

RPI 1-25				RPI 26-50				RPI 51-100				RPI 101+ Team's RPI: 260			
RPI	S	Opponent	Score	RPI	S	Opponent	Score	RPI	S	Opponent	Score	RPI	S	Opponent	Score
16	A	Maryland	61 106	38	A	North Carolina St.	58 77	52	A	Virginia	50 60	160	A	Hampton	68 65
												160	N	Hampton	56 66
												167	A	Bethune-Cookman	59 56
												167	H	Bethune-Cookman	33 61
												171	A	East Carolina	58 66
												201	H	UNCG	60 53
												211	A	UMBC	70 57
												227	A	Howard	40 71
												227	H	Howard	71 72
												243	N	Saint Francis (PA)	90 82
												281	A	N.C. A&T	60 57
												281	H	N.C. A&T	58 50
												283	A	Norfolk St.	43 74
												288	A	Mt. St. Mary's	63 52
												288	H	Coppin St.	49 55
												288	N	Coppin St.	62 59
												296	H	Savannah St.	58 59
												315	A	USC Upstate	63 76
												324	A	Florida A&M	49 59
												330	H	Morgan St.	62 66
												335	A	N.C. Central	59 68
												335	H	N.C. Central	73 51
												338	A	Fla. Atlantic	76 59
												347	A	Delaware St.	79 72
												348	H	South Carolina St.	60 67
LAST 12 Division I GAMES:															
				160	N	Hampton	56 66	335	H	N.C. Central	73 51				
				288	N	Coppin St.	62 59	167	H	Bethune-Cookman	33 61				
				330	H	Morgan St.	62 66	283	A	Norfolk St.	43 74				
				227	A	Howard	40 71	288	H	Coppin St.	49 55				
				347	A	Delaware St.	79 72	160	A	Hampton	68 65				
				281	H	N.C. A&T	58 50	296	H	Savannah St.	58 59				

Non-Div I Games: Cheyney 75 38

UMES

■ Loss,
 ■ Non-Conf,
 ■ S Site,
 ■ Home
 ■ A Away
 N Neutral

Average RPI Win:	264	WON-LOST	WINNING	LAST 10	STRENGTH OF	OPP. STRENGTH	TEAM	ADJ.	CONF.	ADJ CONF.
Average RPI Loss:	190	RECORD	PCT. RANK	GAMES	SCHEDULE	OF SCHEDULE	RPI	RPI	RPI	RPI
DIV. I ONLY	8- 19	283	4- 6	209	323	293	293	29	29	
DIV. I NON-CONF.	3- 8	262	0- 0	133	259	248	248	29	29	
TOTALS	RPI 1-25	RPI 26-50	W-L RECORDS	RPI 51-100	RPI 101-150	RPI 150+				
8- 19	0- 0	0- 0	OVERALL	0- 2	1- 5	7- 12				
4- 10	0- 0	0- 0	HOME	0- 2	0- 3	4- 5				
3- 8	0- 0	0- 0	AWAY	0- 0	1- 1	2- 7				
1- 1	0- 0	0- 0	NEUTRAL	0- 0	0- 1	1- 0				
3- 8	0- 0	0- 0	NON-CONFERENCE	0- 2	1- 2	2- 4				
1- 6	0- 0	0- 0	HOME	0- 2	0- 2	1- 2				
2- 2	0- 0	0- 0	AWAY	0- 0	1- 0	1- 2				
0- 0	0- 0	0- 0	NEUTRAL	0- 0	0- 0	0- 0				
5- 11	0- 0	0- 0	CONFERENCE	0- 0	0- 3	5- 8				
3- 4	0- 0	0- 0	HOME	0- 0	0- 1	3- 3				
1- 6	0- 0	0- 0	AWAY	0- 0	0- 1	1- 5				
1- 1	0- 0	0- 0	NEUTRAL	0- 0	0- 1	1- 0				

RPI 1-25				RPI 26-50				RPI 51-100				RPI 101+ Team's RPI: 293				
RPI	S	Opponent	Score	RPI	S	Opponent	Score	RPI	S	Opponent	Score	RPI	S	Opponent	Score	
								60	H	Western Ill.	65	78	106	A	Abilene Christian	71 68
								74	H	Northern Ill.	75	86	140	A	New Mexico St.	72 78
													140	H	New Mexico St.	43 60
													140	N	New Mexico St.	63 71
													143	H	Tulsa	70 80
													149	H	Omaha	57 80
													162	H	Western Mich.	54 66
													170	A	La Salle	59 64
													173	A	Wichita St.	56 54
													174	H	Southern Ill.	69 77
													215	A	Seattle U	52 74
													215	H	Seattle U	65 75
													236	A	UTRGV	39 74
													236	H	UTRGV	52 63
													236	N	UTRGV	77 69
													245	A	Grand Canyon	64 75
													245	H	Grand Canyon	77 65
													258	A	Stony Brook	55 57
													263	A	CSU Bakersfield	33 52
													263	H	CSU Bakersfield	63 65
													330	H	Morgan St.	64 56
													332	A	Utah Valley	39 58
													332	H	Utah Valley	66 63
													343	A	Chicago St.	71 55
													343	H	Chicago St.	62 53
LAST 12 Division I GAMES:																

Non-Div I Games: Cent. Christian (KS111 43 Mo.-St. Louis 60 45

UMKC

Loss, Non-Conf, S Site, H Home A Away N Neutral

Average RPI Win:	307	WON-LOST	WINNING	LAST 10	STRENGTH OF	OPP. STRENGTH	TEAM	ADJ.	CONF.	ADJ CONF.
Average RPI Loss:	191	RECORD	PCT. RANK	GAMES	SCHEDULE	OF SCHEDULE	RPI	RPI	RPI	RPI
DIV. I ONLY	2- 26	345	0- 10	267	264	344	344	22	22	
DIV. I NON-CONF.	2- 10	305	0- 0	299	339	345	345	22	22	
TOTALS	RPI 1-25	RPI 26-50	W-L RECORDS	RPI 51-100	RPI 101-150	RPI 150+				
2- 26	0- 1	0- 1	OVERALL	0- 2	0- 4	2- 18				
2- 11	0- 0	0- 0	HOME	0- 1	0- 2	2- 8				
0- 15	0- 1	0- 1	AWAY	0- 1	0- 2	0- 10				
0- 0	0- 0	0- 0	NEUTRAL	0- 0	0- 0	0- 0				
2- 10	0- 1	0- 1	NON-CONFERENCE	0- 0	0- 0	2- 8				
2- 3	0- 0	0- 0	HOME	0- 0	0- 0	2- 3				
0- 7	0- 1	0- 1	AWAY	0- 0	0- 0	0- 5				
0- 0	0- 0	0- 0	NEUTRAL	0- 0	0- 0	0- 0				
0- 16	0- 0	0- 0	CONFERENCE	0- 2	0- 4	0- 10				
0- 8	0- 0	0- 0	HOME	0- 1	0- 2	0- 5				
0- 8	0- 0	0- 0	AWAY	0- 1	0- 2	0- 5				
0- 0	0- 0	0- 0	NEUTRAL	0- 0	0- 0	0- 0				

RPI	S	Opponent	Score	RPI	S	Opponent	Score	RPI	S	Opponent	Score	RPI	S	Opponent	Score	Team's RPI: 344
16	A	Maryland	44 100	50	A	Indiana	45 79	77	A	New Hampshire	45 58	110	A	Albany (NY)	69 93	
								77	H	New Hampshire	57 76	110	H	Albany (NY)	60 79	
												128	A	Maine	50 76	
												128	H	Maine	44 65	
												165	H	Fairfield	41 65	
												183	A	Hartford	59 80	
												183	H	Hartford	64 84	
												194	A	Columbia	57 76	
												210	A	Binghamton	54 69	
												210	H	Binghamton	48 58	
												211	A	UMBC	72 79	
												211	H	UMBC	62 78	
												212	A	Towson	56 90	
												226	A	Boston U.	56 66	
												246	A	Bryant	62 73	
												258	A	Stony Brook	53 83	
												258	H	Stony Brook	44 86	
												274	A	Vermont	36 60	
												274	H	Vermont	46 61	
												275	H	Colgate	82 77	
												301	H	Rhode Island	57 64	
												318	A	Holy Cross	47 62	
												339	H	Fairleigh Dickinson	61 55	
												342	H	Longwood	59 72	
LAST 12 Division I GAMES:																
				77	A	New Hampshire	45 58					210	A	Binghamton	54 69	
				211	H	UMBC	62 78					110	H	Albany (NY)	60 79	
				274	A	Vermont	36 60					77	H	New Hampshire	57 76	
				183	H	Hartford	64 84					211	A	UMBC	72 79	
				128	A	Maine	50 76					274	H	Vermont	46 61	
				258	H	Stony Brook	44 86					258	A	Stony Brook	53 83	

Non-Div I Games: Keene St. 74 48

UMass Lowell

■ Loss,
 ■ Non-Conf, S Site,
 ■ Home
 ■ Away
 N Neutral

UNC Asheville

Through Games Of March 10, 2017

Average RPI Win:	279	WON-LOST	WINNING	LAST 10	STRENGTH OF	OPP. STRENGTH	TEAM	ADJ.	CONF.	ADJ CONF.
Average RPI Loss:	186	RECORD	PCT. RANK	GAMES	SCHEDULE	OF SCHEDULE	RPI	RPI	RPI	RPI
DIV. I ONLY	16- 14	153	6- 4	316	307	221	221	28	28	
DIV. I NON-CONF.	5- 5	165	0- 0	279	218	190	190	28	28	
TOTALS	RPI 1-25	RPI 26-50	W-L RECORDS	RPI 51-100	RPI 101-150	RPI 150+				
16- 14	0- 0	0- 1	OVERALL	0- 0	0- 4	16- 9				
8- 4	0- 0	0- 0	HOME	0- 0	0- 1	8- 3				
6- 9	0- 0	0- 0	AWAY	0- 0	0- 3	6- 2				
2- 1	0- 0	0- 1	NEUTRAL	0- 0	0- 0	2- 0				
5- 5	0- 0	0- 1	NON-CONFERENCE	0- 0	0- 2	5- 2				
3- 0	0- 0	0- 0	HOME	0- 0	0- 0	3- 0				
2- 4	0- 0	0- 0	AWAY	0- 0	0- 2	2- 2				
0- 1	0- 0	0- 1	NEUTRAL	0- 0	0- 0	0- 0				
11- 9	0- 0	0- 0	CONFERENCE	0- 0	0- 2	11- 7				
5- 4	0- 0	0- 0	HOME	0- 0	0- 1	5- 3				
4- 5	0- 0	0- 0	AWAY	0- 0	0- 1	4- 4				
2- 0	0- 0	0- 0	NEUTRAL	0- 0	0- 0	2- 0				

RPI 1-25				RPI 26-50				RPI 51-100				RPI 101+				Team's RPI: 221	
RPI	S	Opponent	Score	RPI	S	Opponent	Score	RPI	S	Opponent	Score	RPI	S	Opponent	Score		
				43	N	Harvard	62 79					105	A	Virginia Tech	52 71		
												119	A	Fordham	42 55		
												125	A	Radford	73 76		
												125	H	Radford	62 64		
												192	A	Campbell	60 61		
												192	H	Campbell	55 61		
												192	N	Campbell	64 55		
												201	A	UNCG	77 63		
												214	A	Appalachian St.	51 81		
												216	A	Presbyterian	67 60		
												216	H	Presbyterian	47 52		
												232	A	High Point	70 81		
												232	H	High Point	60 76		
												235	A	Liberty	57 53		
												235	H	Liberty	64 54		
												239	H	Wofford	84 65		
												240	A	Charleston So.	66 73		
												240	H	Charleston So.	56 47		
												256	A	Furman	51 63		
												278	H	Western Caro.	62 53		
												282	H	Tennessee Tech	77 65		
												312	A	Gardner-Webb	52 55		
												312	H	Gardner-Webb	67 49		
												315	A	USC Upstate	70 59		
												342	A	Longwood	80 53		
												342	H	Longwood	84 53		
LAST 12 Division I GAMES:																	
				192	N	Campbell	64 55					342	H	Longwood	84 53		
				342	N	Longwood	65 59					240	A	Charleston So.	66 73		
				312	H	Gardner-Webb	67 49					192	A	Campbell	60 61		
				235	A	Liberty	57 53					216	H	Presbyterian	47 52		
				125	A	Radford	73 76					232	A	High Point	70 81		
				345	H	Winthrop	71 55					240	H	Charleston So.	56 47		

Non-Div I Games: Warren Wilson 113 51

UNC Asheville

■ Loss,
 ■ Non-Conf, S Site,
 ■ Home
 ■ Away
 N Neutral

RPI	S	Opponent	Score	
342	N	Longwood	65	59
345	A	Winthrop	68	53
345	H	Winthrop	71	55

U
N
C
A
s
h
e
v
i
l
l
e

U
N
C
A
s
h
e
v
i
l
l
e

UNC Asheville

Average RPI Win:	243	WON-LOST	WINNING	LAST 10	STRENGTH OF	OPP. STRENGTH	TEAM	ADJ.	CONF.	ADJ CONF.
Average RPI Loss:	180	RECORD	PCT. RANK	GAMES	SCHEDULE	OF SCHEDULE	RPI	RPI	RPI	RPI
DIV. I ONLY	13- 14	185	7- 3	216	285	201	201	17	17	
DIV. I NON-CONF.	5- 6	186	0- 0	253	349	241	241	20	20	
TOTALS	RPI 1-25	RPI 26-50	W-L RECORDS	RPI 51-100	RPI 101-150	RPI 150+				
13- 14	0- 0	0- 0	OVERALL	1- 4	0- 2	12- 8				
8- 4	0- 0	0- 0	HOME	1- 1	0- 1	7- 2				
4- 9	0- 0	0- 0	AWAY	0- 2	0- 1	4- 6				
1- 1	0- 0	0- 0	NEUTRAL	0- 1	0- 0	1- 0				
5- 6	0- 0	0- 0	NON-CONFERENCE	0- 0	0- 2	5- 4				
2- 3	0- 0	0- 0	HOME	0- 0	0- 1	2- 2				
3- 3	0- 0	0- 0	AWAY	0- 0	0- 1	3- 2				
0- 0	0- 0	0- 0	NEUTRAL	0- 0	0- 0	0- 0				
8- 8	0- 0	0- 0	CONFERENCE	1- 4	0- 0	7- 4				
6- 1	0- 0	0- 0	HOME	1- 1	0- 0	5- 0				
1- 6	0- 0	0- 0	AWAY	0- 2	0- 0	1- 4				
1- 1	0- 0	0- 0	NEUTRAL	0- 1	0- 0	1- 0				

RPI 1-25			RPI 26-50			RPI 51-100			RPI 101+			Team's RPI: 201			
RPI	S	Opponent	Score	RPI	S	Opponent	Score	RPI	S	Opponent	Score	RPI	S	Opponent	Score
								65	A	Chattanooga	55 58	125	H	Radford	54 70
								65	H	Chattanooga	75 72	147	A	VCU	54 65
								65	N	Chattanooga	53 75	205	A	ETSU	52 60
								91	A	Mercer	47 58	205	H	ETSU	73 62
								91	H	Mercer	64 77	216	H	Presbyterian	62 69
												221	H	UNC Asheville	63 77
												228	A	Samford	55 47
												228	H	Samford	64 40
												232	A	High Point	69 67
												239	A	Wofford	48 54
												239	H	Wofford	67 61
												256	A	Furman	55 65
												256	H	Furman	65 52
												256	N	Furman	68 63
												260	A	UMES	53 60
												264	A	Murray St.	70 81
												271	H	Eastern Ky.	81 66
												278	A	Western Caro.	73 77
												278	H	Western Caro.	62 45
												282	A	Tennessee Tech	65 59
												283	H	Norfolk St.	59 52
												335	A	N.C. Central	64 51
LAST 12 Division I GAMES:															
				65	N	Chattanooga	53 75	228	A	Samford	55 47				
				256	N	Furman	68 63	256	H	Furman	65 52				
				278	A	Western Caro.	73 77	239	H	Wofford	67 61				
				205	H	ETSU	73 62	278	H	Western Caro.	62 45				
				65	H	Chattanooga	75 72	65	A	Chattanooga	55 58				
				91	A	Mercer	47 58	205	A	ETSU	52 60				

Non-Div I Games: Barton 70 48 UNC Pembroke 72 69 Greensboro 83 26 Brevard 77 34 UNCG

Average RPI Win: 227	WON-LOST	WINNING	LAST 10	STRENGTH OF	OPP. STRENGTH	TEAM	ADJ.	CONF.	ADJ CONF.
Average RPI Loss: 112	RECORD	PCT. RANK	GAMES	SCHEDULE	OF SCHEDULE	RPI	RPI	RPI	RPI
DIV. I ONLY	10- 20	262	3- 7	138	97	218	218	9	9
DIV. I NON-CONF.	4- 6	209	0- 0	260	176	247	247	8	8
TOTALS	RPI 1-25	RPI 26-50	W-L RECORDS	RPI 51-100	RPI 101-150	RPI 150+			
10- 20	0- 1	0- 6	OVERALL	0- 2	0- 4	10- 7			
5- 9	0- 0	0- 2	HOME	0- 1	0- 2	5- 4			
4- 11	0- 1	0- 4	AWAY	0- 1	0- 2	4- 3			
1- 0	0- 0	0- 0	NEUTRAL	0- 0	0- 0	1- 0			
4- 6	0- 1	0- 1	NON-CONFERENCE	0- 0	0- 0	4- 4			
2- 3	0- 0	0- 0	HOME	0- 0	0- 0	2- 3			
2- 3	0- 1	0- 1	AWAY	0- 0	0- 0	2- 1			
0- 0	0- 0	0- 0	NEUTRAL	0- 0	0- 0	0- 0			
6- 14	0- 0	0- 5	CONFERENCE	0- 2	0- 4	6- 3			
3- 6	0- 0	0- 2	HOME	0- 1	0- 2	3- 1			
2- 8	0- 0	0- 3	AWAY	0- 1	0- 2	2- 2			
1- 0	0- 0	0- 0	NEUTRAL	0- 0	0- 0	1- 0			

RPI 1-25				RPI 26-50				RPI 51-100				RPI 101+				Team's RPI: 218	
RPI	S	Opponent	Score	RPI	S	Opponent	Score	RPI	S	Opponent	Score	RPI	S	Opponent	Score		
20	A	Tennessee	54 90	27	A	Elon	48 82	78	A	Drexel	51 76	123	A	William & Mary	52 58		
				27	H	Elon	56 66	78	H	Drexel	38 71	123	H	William & Mary	43 57		
				38	A	North Carolina St.	54 86					138	A	Delaware	40 57		
				39	A	James Madison	27 52					138	H	Delaware	52 63		
				39	A	James Madison	51 73					157	A	Northeastern	47 55		
				39	H	James Madison	59 70					157	H	Northeastern	68 63		
												170	H	La Salle	48 64		
												171	A	East Carolina	65 75		
												181	A	Hofstra	56 54		
												181	H	Hofstra	54 66		
												195	H	Providence	49 65		
												212	A	Towson	48 42		
												212	H	Towson	59 56		
												217	A	Col. of Charleston	37 76		
												217	H	Col. of Charleston	67 61		
												217	N	Col. of Charleston	49 44		
												239	H	Wofford	67 71		
												256	H	Furman	56 52		
												261	A	Georgia St.	72 66		
												277	A	Davidson	67 58		
												283	H	Norfolk St.	64 56		
LAST 12 Division I GAMES:																	
				39	A	James Madison	27 52	39	H	James Madison	59 70						
				217	N	Col. of Charleston	49 44	78	A	Drexel	51 76						
				27	A	Elon	48 82	212	A	Towson	48 42						
				157	H	Northeastern	68 63	27	H	Elon	56 66						
				123	A	William & Mary	52 58	138	A	Delaware	40 57						
				181	H	Hofstra	54 66	217	H	Col. of Charleston	67 61						

Non-Div I Games: Catawba

91 65

UNCW

■ Loss,
 ■ Non-Conf, S Site,
 ■ Home
 ■ Away
 N Neutral

Average RPI Win:	202	WON-LOST	WINNING	LAST 10	STRENGTH OF	OPP. STRENGTH	TEAM	ADJ.	CONF.	ADJ CONF.
Average RPI Loss:	67	RECORD	PCT. RANK	GAMES	SCHEDULE	OF SCHEDULE	RPI	RPI	RPI	RPI
DIV. I ONLY	22- 7	37	8- 2	136	123	51	51	16	16	
DIV. I NON-CONF.	6- 4	127	0- 0	28	15	45	45	14	14	
TOTALS	RPI 1-25	RPI 26-50	W-L RECORDS	RPI 51-100	RPI 101-150	RPI 150+				
22- 7	2- 0	0- 3	OVERALL	1- 3	2- 0	17- 1				
11- 2	2- 0	0- 2	HOME	0- 0	1- 0	8- 0				
8- 5	0- 0	0- 1	AWAY	1- 3	0- 0	7- 1				
3- 0	0- 0	0- 0	NEUTRAL	0- 0	1- 0	2- 0				
6- 4	2- 0	0- 1	NON-CONFERENCE	1- 3	2- 0	1- 0				
3- 1	2- 0	0- 1	HOME	0- 0	1- 0	0- 0				
1- 3	0- 0	0- 0	AWAY	1- 3	0- 0	0- 0				
2- 0	0- 0	0- 0	NEUTRAL	0- 0	1- 0	1- 0				
16- 3	0- 0	0- 2	CONFERENCE	0- 0	0- 0	16- 1				
8- 1	0- 0	0- 1	HOME	0- 0	0- 0	8- 0				
7- 2	0- 0	0- 1	AWAY	0- 0	0- 0	7- 1				
1- 0	0- 0	0- 0	NEUTRAL	0- 0	0- 0	1- 0				

RPI 1-25				RPI 26-50				RPI 51-100 Team's RPI: 51				RPI 101+			
RPI	S	Opponent	Score	RPI	S	Opponent	Score	RPI	S	Opponent	Score	RPI	S	Opponent	Score
22	H	Kansas St.	67 59	29	A	Drake	57 70	59	A	Iowa St.	68 76	131	H	North Dakota	74 53
23	H	Creighton	50 49	29	H	Drake	79 88	62	A	IUPUI	69 62	150	N	Idaho	76 74
				37	H	South Dakota St.	50 61	63	A	Iowa	39 88	164	A	Missouri St.	61 54
								80	A	Oklahoma St.	57 81	164	H	Missouri St.	65 64
												173	A	Wichita St.	63 61
												173	H	Wichita St.	62 37
												174	A	Southern Ill.	59 64
												174	H	Southern Ill.	79 49
												225	A	Evansville	62 36
												225	H	Evansville	54 40
												229	A	Bradley	72 53
												229	H	Bradley	70 50
												229	N	Bradley	69 39
												250	A	Indiana St.	61 59
												250	H	Indiana St.	59 47
												302	A	Illinois St.	78 40
												302	H	Illinois St.	82 51
												309	N	Denver	79 68
												326	A	Loyola Chicago	89 43
												326	H	Loyola Chicago	68 30
LAST 12 Division I GAMES:															
				229	N	Bradley	69 39					302	H	Illinois St.	82 51
				164	H	Missouri St.	65 64					229	H	Bradley	70 50
				173	H	Wichita St.	62 37					174	A	Southern Ill.	59 64
				29	A	Drake	57 70					225	A	Evansville	62 36
				250	A	Indiana St.	61 59					29	H	Drake	79 88
				326	A	Loyola Chicago	89 43					326	H	Loyola Chicago	68 30

Non-Div I Games: Wis.-Parkside 72 57

UNI

■ Loss,
 ■ Non-Conf, S Site,
 ■ Home
 ■ Away
 N Neutral

Average RPI Win:	201	WON-LOST	WINNING	LAST 10	STRENGTH OF	OPP. STRENGTH	TEAM	ADJ.	CONF.	ADJ CONF.
Average RPI Loss:	114	RECORD	PCT. RANK	GAMES	SCHEDULE	OF SCHEDULE	RPI	RPI	RPI	RPI
DIV. I ONLY	21- 10	77	7- 3	156	134	107	107	13	13	
DIV. I NON-CONF.	8- 3	67	0- 0	118	89	70	70	15	15	
TOTALS	RPI 1-25	RPI 26-50	W-L RECORDS	RPI 51-100	RPI 101-150	RPI 150+				
21- 10	0- 1	1- 1	OVERALL	1- 3	5- 2	14- 3				
12- 3	0- 0	0- 0	HOME	1- 1	3- 1	8- 1				
7- 4	0- 0	1- 0	AWAY	0- 1	0- 1	6- 2				
2- 3	0- 1	0- 1	NEUTRAL	0- 1	2- 0	0- 0				
8- 3	0- 1	0- 1	NON-CONFERENCE	1- 1	3- 0	4- 0				
4- 0	0- 0	0- 0	HOME	1- 0	1- 0	2- 0				
2- 0	0- 0	0- 0	AWAY	0- 0	0- 0	2- 0				
2- 3	0- 1	0- 1	NEUTRAL	0- 1	2- 0	0- 0				
13- 7	0- 0	1- 0	CONFERENCE	0- 2	2- 2	10- 3				
8- 3	0- 0	0- 0	HOME	0- 1	2- 1	6- 1				
5- 4	0- 0	1- 0	AWAY	0- 1	0- 1	4- 2				
0- 0	0- 0	0- 0	NEUTRAL	0- 0	0- 0	0- 0				

RPI 1-25				RPI 26-50				RPI 51-100				RPI 101+				Team's RPI: 107	
RPI	S	Opponent	Score	RPI	S	Opponent	Score	RPI	S	Opponent	Score	RPI	S	Opponent	Score		
4	N	Oregon St.	59 62	30	N	South Fla.	42 77	54	A	Colorado St.	41 44	101	A	Wyoming	57 79		
				48	A	Boise St.	58 55	54	H	Colorado St.	37 57	101	H	Wyoming	51 46		
								88	N	BYU	54 63	118	H	Ole Miss	64 57		
								89	H	Southern California	77 66	140	N	New Mexico St.	52 47		
												146	H	Fresno St.	51 53		
												146	H	Fresno St.	54 38		
												150	N	Idaho	73 61		
												152	A	New Mexico	61 52		
												152	H	New Mexico	56 42		
												175	H	Houston	64 53		
												188	A	Utah St.	49 58		
												188	H	Utah St.	68 43		
												188	H	Utah St.	55 53		
												203	A	San Jose St.	63 55		
												203	H	San Jose St.	65 76		
												253	H	Tennessee St.	69 48		
												269	A	San Diego St.	68 87		
												269	H	San Diego St.	80 62		
												285	A	Nevada	64 49		
												285	H	Nevada	60 41		
LAST 12 Division I GAMES:																	
				146	H	Fresno St.	51 53					269	H	San Diego St.	80 62		
				188	H	Utah St.	68 43					203	A	San Jose St.	63 55		
				146	H	Fresno St.	54 38					285	H	Nevada	60 41		
				188	A	Utah St.	49 58					54	A	Colorado St.	41 44		
				285	A	Nevada	64 49					152	A	New Mexico	61 52		
				322	H	Air Force	52 38					203	H	San Jose St.	65 76		

Non-Div I Games: Concordia (CA) 102 46

UNLV

■ Loss,
■ Non-Conf,
■ S Site,
■ H Home
■ A Away
N Neutral

Average RPI Win:	296	WON-LOST	WINNING	LAST 10	STRENGTH OF	OPP. STRENGTH	TEAM	ADJ.	CONF.	ADJ CONF.
Average RPI Loss:	182	RECORD	PCT. RANK	GAMES	SCHEDULE	OF SCHEDULE	RPI	RPI	RPI	RPI
DIV. I ONLY	6- 21	313	1- 9	252	289	315	315	25	25	
DIV. I NON-CONF.	4- 8	230	0- 0	263	329	272	272	24	24	
TOTALS	RPI 1-25	RPI 26-50	W-L RECORDS	RPI 51-100	RPI 101-150	RPI 150+				
6- 21	0- 0	0- 1	OVERALL	0- 5	0- 4	6- 11				
3- 9	0- 0	0- 0	HOME	0- 2	0- 2	3- 5				
3- 12	0- 0	0- 1	AWAY	0- 3	0- 2	3- 6				
0- 0	0- 0	0- 0	NEUTRAL	0- 0	0- 0	0- 0				
4- 8	0- 0	0- 1	NON-CONFERENCE	0- 1	0- 1	4- 5				
1- 4	0- 0	0- 0	HOME	0- 0	0- 1	1- 3				
3- 4	0- 0	0- 1	AWAY	0- 1	0- 0	3- 2				
0- 0	0- 0	0- 0	NEUTRAL	0- 0	0- 0	0- 0				
2- 13	0- 0	0- 0	CONFERENCE	0- 4	0- 3	2- 6				
2- 5	0- 0	0- 0	HOME	0- 2	0- 1	2- 2				
0- 8	0- 0	0- 0	AWAY	0- 2	0- 2	0- 4				
0- 0	0- 0	0- 0	NEUTRAL	0- 0	0- 0	0- 0				

RPI S	Opponent	Score	RPI S	Opponent	Score	RPI S	Opponent	Score	RPI S	Opponent	Score	Team's RPI: 315
41	A West Virginia	33 91	58	A Purdue	41 71	102	A Stetson	68 80				
			90	A FGCU	43 93	102	A Stetson	49 70				
			90	H FGCU	50 80	102	H Stetson	55 77				
			93	A Jacksonville	46 59	123	H William & Mary	46 49				
			93	H Jacksonville	47 65	192	H Campbell	41 56				
						207	A Illinois	57 77				
						216	A Presbyterian	55 48				
						221	H UNC Asheville	59 70				
						256	A Furman	37 57				
						260	H UMES	76 63				
						272	A Kennesaw St.	67 74				
						272	H Kennesaw St.	71 79				
						292	A North Florida	74 77				
						292	H North Florida	67 78				
						298	A Lipscomb	77 84				
						298	H Lipscomb	89 75				
						312	H Gardner-Webb	53 57				
						321	A NJIT	66 70				
						321	H NJIT	75 58				
						335	A N.C. Central	68 58				
						348	A South Carolina St.	73 67				
LAST 12 Division I GAMES:												
102	A Stetson	49 70	298	H Lipscomb	89 75							
321	A NJIT	66 70	272	A Kennesaw St.	67 74							
102	H Stetson	55 77	298	A Lipscomb	77 84							
90	H FGCU	50 80	272	H Kennesaw St.	71 79							
93	A Jacksonville	46 59	90	A FGCU	43 93							
292	A North Florida	74 77	102	A Stetson	68 80							

Non-Div I Games: Bob Jones 92 50 Converse 93 35 Warren Wilson 91 53

USC Upstate

Loss, Non-Conf, S Site, H Home A Away N Neutral

UT Arlington

Through Games Of March 10, 2017

Average RPI Win:	217	WON-LOST	WINNING	LAST 10	STRENGTH OF	OPP. STRENGTH	TEAM	ADJ.	CONF.	ADJ CONF.
Average RPI Loss:	118	RECORD	PCT. RANK	GAMES	SCHEDULE	OF SCHEDULE	RPI	RPI	RPI	RPI
DIV. I ONLY	20- 7	50	7- 3	184	193	84	84	21	21	
DIV. I NON-CONF.	5- 3	122	0- 0	76	61	64	64	19	19	
TOTALS	RPI 1-25	RPI 26-50	W-L RECORDS	RPI 51-100	RPI 101-150	RPI 150+				
20- 7	0- 1	1- 1	OVERALL	0- 1	3- 2	16- 2				
9- 3	0- 0	0- 1	HOME	0- 1	2- 0	7- 1				
9- 4	0- 1	1- 0	AWAY	0- 0	1- 2	7- 1				
2- 0	0- 0	0- 0	NEUTRAL	0- 0	0- 0	2- 0				
5- 3	0- 1	1- 0	NON-CONFERENCE	0- 1	0- 1	4- 0				
2- 1	0- 0	0- 0	HOME	0- 1	0- 0	2- 0				
2- 2	0- 1	1- 0	AWAY	0- 0	0- 1	1- 0				
1- 0	0- 0	0- 0	NEUTRAL	0- 0	0- 0	1- 0				
15- 4	0- 0	0- 1	CONFERENCE	0- 0	3- 1	12- 2				
7- 2	0- 0	0- 1	HOME	0- 0	2- 0	5- 1				
7- 2	0- 0	0- 0	AWAY	0- 0	1- 1	6- 1				
1- 0	0- 0	0- 0	NEUTRAL	0- 0	0- 0	1- 0				

RPI 1-25				RPI 26-50				RPI 51-100 Team's RPI: 84				RPI 101+			
RPI	S	Opponent	Score	RPI	S	Opponent	Score	RPI	S	Opponent	Score	RPI	S	Opponent	Score
22	A	Kansas St.	49 62	40	A	Western Ky.	71 68	99	H	SFA	60 65	104	A	Texas Tech	60 79
				45	H	Little Rock	49 58					126	A	Troy	68 85
												126	H	Troy	78 72
												145	A	Louisiana	79 76
												145	H	Louisiana	79 66
												169	A	Texas St.	61 39
												169	H	Texas St.	69 75
												173	H	Wichita St.	74 70
												186	H	UTSA	75 54
												198	A	Seton Hall	86 61
												214	A	Appalachian St.	73 62
												214	H	Appalachian St.	74 63
												242	A	South Ala.	73 49
												242	H	South Ala.	53 41
												242	N	South Ala.	65 53
												247	A	Ga. Southern	69 60
												255	A	Coastal Caro.	70 41
												255	H	Coastal Caro.	60 58
												261	A	Georgia St.	59 64
												269	N	San Diego St.	64 58
												317	H	Arkansas St.	69 58
												331	A	La.-Monroe	83 47
												331	H	La.-Monroe	93 59
LAST 12 Division I GAMES:															
242	N	South Ala.	65 53	247	A	Ga. Southern	69 60								
145	A	Louisiana	79 76	317	H	Arkansas St.	69 58								
331	A	La.-Monroe	83 47	45	H	Little Rock	49 58								
242	H	South Ala.	53 41	169	H	Texas St.	69 75								
126	H	Troy	78 72	214	A	Appalachian St.	73 62								
261	A	Georgia St.	59 64	255	A	Coastal Caro.	70 41								

Non-Div I Games: Tex. A&M-Commerce 80 50 Eastern N.M. 65 48

UT Arlington

Loss, Non-Conf, S Site, H Home A Away N Neutral

Average RPI Win:	259	WON-LOST	WINNING	LAST 10	STRENGTH OF	OPP. STRENGTH	TEAM	ADJ.	CONF.	ADJ CONF.
Average RPI Loss:	152	RECORD	PCT. RANK	GAMES	SCHEDULE	OF SCHEDULE	RPI	RPI	RPI	RPI
DIV. I ONLY	12- 19	237	7- 3	181	216	222	222	26	26	
DIV. I NON-CONF.	3- 10	280	0- 0	120	46	240	240	25	25	
TOTALS	RPI 1-25	RPI 26-50	W-L RECORDS	RPI 51-100	RPI 101-150	RPI 150+				
12- 19	0- 3	0- 0	OVERALL	0- 5	0- 1	12- 10				
7- 6	0- 1	0- 0	HOME	0- 1	0- 1	7- 3				
4- 12	0- 2	0- 0	AWAY	0- 3	0- 0	4- 7				
1- 1	0- 0	0- 0	NEUTRAL	0- 1	0- 0	1- 0				
3- 10	0- 3	0- 0	NON-CONFERENCE	0- 3	0- 1	3- 3				
2- 3	0- 1	0- 0	HOME	0- 1	0- 1	2- 0				
1- 7	0- 2	0- 0	AWAY	0- 2	0- 0	1- 3				
0- 0	0- 0	0- 0	NEUTRAL	0- 0	0- 0	0- 0				
9- 9	0- 0	0- 0	CONFERENCE	0- 2	0- 0	9- 7				
5- 3	0- 0	0- 0	HOME	0- 0	0- 0	5- 3				
3- 5	0- 0	0- 0	AWAY	0- 1	0- 0	3- 4				
1- 1	0- 0	0- 0	NEUTRAL	0- 1	0- 0	1- 0				

RPI S	Opponent	Score	RPI S	Opponent	Score	RPI S	Opponent	Score	RPI S	Opponent	Score	Team's RPI: 222
11	H Louisville	57 100				57	A Belmont	66 71	112	H Vanderbilt	77 79	
17	A DePaul	68 100				57	N Belmont	62 83	158	A Oral Roberts	53 82	
24	A Missouri	69 80				65	H Chattanooga	60 80	174	H Southern Ill.	76 68	
						68	A Northwestern	59 82	179	H Morehead St.	68 89	
						72	A Ohio	55 72	204	A SIUE	82 72	
									204	H SIUE	68 70	
									228	A Samford	62 69	
									252	H Jacksonville St.	94 83	
									253	A Tennessee St.	80 85	
									262	A Austin Peay	60 85	
									262	H Austin Peay	83 80	
									262	N Austin Peay	59 43	
									264	A Murray St.	90 70	
									264	H Murray St.	83 82	
									266	A Southeast Mo. St.	82 73	
									266	H Southeast Mo. St.	79 82	
									271	H Eastern Ky.	66 56	
									278	A Western Caro.	84 72	
									281	A N.C. A&T	59 74	
									282	A Tennessee Tech	71 81	
									299	A Eastern Ill.	70 80	
									299	H Eastern Ill.	74 72	
									317	H Arkansas St.	68 63	
LAST 12 Division I GAMES:												
			57	N Belmont	62 83	299	H Eastern Ill.	74 72				
			262	N Austin Peay	59 43	271	H Eastern Ky.	66 56				
			264	H Murray St.	83 82	282	A Tennessee Tech	71 81				
			262	A Austin Peay	60 85	264	A Murray St.	90 70				
			266	A Southeast Mo. St.	82 73	262	H Austin Peay	83 80				
			204	A SIUE	82 72	204	H SIUE	68 70				

Non-Div I Games:

UT Martin

■ Loss,
■ Non-Conf,
■ S Site,
■ H Home
■ A Away
N Neutral

Average RPI Win: 282	WON-LOST	WINNING	LAST 10	STRENGTH OF	OPP. STRENGTH	TEAM	ADJ.	CONF.	ADJ CONF.
Average RPI Loss: 140	RECORD	PCT. RANK	GAMES	SCHEDULE	OF SCHEDULE	RPI	RPI	RPI	RPI
DIV. I ONLY	7- 23	311	2- 8	172	153	304	304	14	14
DIV. I NON-CONF.	2- 9	293	0- 0	112	194	297	297	16	16
TOTALS	RPI 1-25	RPI 26-50	W-L RECORDS	RPI 51-100	RPI 101-150	RPI 150+			
7- 23	0- 1	0- 3	OVERALL	0- 3	1- 6	6- 10			
6- 8	0- 0	0- 1	HOME	0- 1	1- 1	5- 5			
1- 9	0- 0	0- 0	AWAY	0- 2	0- 3	1- 4			
0- 6	0- 1	0- 2	NEUTRAL	0- 0	0- 2	0- 1			
2- 9	0- 1	0- 2	NON-CONFERENCE	0- 0	0- 2	2- 4			
2- 3	0- 0	0- 0	HOME	0- 0	0- 1	2- 2			
0- 1	0- 0	0- 0	AWAY	0- 0	0- 0	0- 1			
0- 5	0- 1	0- 2	NEUTRAL	0- 0	0- 1	0- 1			
5- 14	0- 0	0- 1	CONFERENCE	0- 3	1- 4	4- 6			
4- 5	0- 0	0- 1	HOME	0- 1	1- 0	3- 3			
1- 8	0- 0	0- 0	AWAY	0- 2	0- 3	1- 3			
0- 1	0- 0	0- 0	NEUTRAL	0- 0	0- 1	0- 0			

RPI 1-25				RPI 26-50				RPI 51-100				RPI 101+				Team's RPI: 304	
RPI	S	Opponent	Score	RPI	S	Opponent	Score	RPI	S	Opponent	Score	RPI	S	Opponent	Score		
22	N	Kansas St.	40 61	36	N	LSU	45 78	82	A	Middle Tenn.	53 76	117	A	Charlotte	74 84		
				38	N	North Carolina St.	55 71	98	A	Southern Miss.	48 73	134	N	Alabama	60 78		
				40	H	Western Ky.	54 71	98	H	Southern Miss.	68 79	135	A	Old Dominion	68 87		
												135	N	Old Dominion	70 80		
												137	A	Louisiana Tech	61 69		
												137	H	Louisiana Tech	69 62		
												140	H	New Mexico St.	59 67		
												152	A	New Mexico	66 79		
												156	H	Rice	76 80		
												163	N	Pittsburgh	46 71		
												178	H	Texas Southern	68 89		
												184	H	North Texas	69 76		
												186	A	UTSA	76 97		
												186	H	UTSA	81 83		
												191	A	UAB	61 74		
												251	H	Marshall	84 74		
												263	H	CSU Bakersfield	74 61		
												294	H	Northern Ariz.	51 65		
												310	A	FIU	87 88		
												310	H	FIU	88 47		
												337	H	Houston Baptist	75 45		
												338	A	Fla. Atlantic	51 50		
												338	H	Fla. Atlantic	69 59		
LAST 12 Division I GAMES:																	
				135	N	Old Dominion	70 80					184	H	North Texas	69 76		
				117	A	Charlotte	74 84					98	A	Southern Miss.	48 73		
				135	A	Old Dominion	68 87					137	A	Louisiana Tech	61 69		
				310	H	FIU	88 47					82	A	Middle Tenn.	53 76		
				338	H	Fla. Atlantic	69 59					191	A	UAB	61 74		
				156	H	Rice	76 80					251	H	Marshall	84 74		

Non-Div I Games: Western N.M. 93 46

UTEP

■ Loss,
■ Non-Conf,
■ S Site,
■ Home
■ Away
N Neutral

Average RPI Win: 291	WON-LOST	WINNING	LAST 10	STRENGTH OF	OPP. STRENGTH	TEAM	ADJ.	CONF.	ADJ CONF.
Average RPI Loss: 165	RECORD	PCT. RANK	GAMES	SCHEDULE	OF SCHEDULE	RPI	RPI	RPI	RPI
DIV. I ONLY	15- 13	152	5- 5	339	250	236	236	29	29
DIV. I NON-CONF.	7- 6	157	1- 1	315	78	195	195	29	29
<hr/>									
TOTALS	RPI 1-25	RPI 26-50	W-L RECORDS	RPI 51-100	RPI 101-150	RPI 150+			
15- 13	0- 2	0- 0	OVERALL	0- 1	0- 3	15- 7			
8- 4	0- 0	0- 0	HOME	0- 0	0- 1	8- 3			
6- 8	0- 2	0- 0	AWAY	0- 1	0- 2	6- 3			
1- 1	0- 0	0- 0	NEUTRAL	0- 0	0- 0	1- 1			
7- 6	0- 2	0- 0	NON-CONFERENCE	0- 1	0- 1	7- 2			
4- 1	0- 0	0- 0	HOME	0- 0	0- 0	4- 1			
2- 5	0- 2	0- 0	AWAY	0- 1	0- 1	2- 1			
1- 0	0- 0	0- 0	NEUTRAL	0- 0	0- 0	1- 0			
8- 7	0- 0	0- 0	CONFERENCE	0- 0	0- 2	8- 5			
4- 3	0- 0	0- 0	HOME	0- 0	0- 1	4- 2			
4- 3	0- 0	0- 0	AWAY	0- 0	0- 1	4- 2			
0- 1	0- 0	0- 0	NEUTRAL	0- 0	0- 0	0- 1			

RPI 1-25				RPI 26-50				RPI 51-100				RPI 101+ Team's RPI: 236			
RPI	S	Opponent	Score	RPI	S	Opponent	Score	RPI	S	Opponent	Score	RPI	S	Opponent	Score
13	A	Texas	61 85					80	A	Oklahoma St.	53 86	106	A	Abilene Christian	54 70
19	A	Oklahoma	59 92									140	A	New Mexico St.	67 87
												140	H	New Mexico St.	46 64
												175	H	Houston	52 68
												184	N	North Texas	74 69
												196	A	Nebraska	53 71
												215	A	Seattle U	58 57
												215	H	Seattle U	54 67
												245	A	Grand Canyon	59 60
												245	H	Grand Canyon	52 49
												263	A	CSU Bakersfield	46 74
												263	H	CSU Bakersfield	61 67
												267	H	Prairie View	82 74
												270	A	A&M-Corpus Christi	68 65
												270	H	A&M-Corpus Christi	55 46
												293	A	UMKC	63 52
												293	H	UMKC	74 39
												293	N	UMKC	69 77
												305	H	North Dakota St.	81 67
												332	A	Utah Valley	64 45
												332	H	Utah Valley	64 55
												340	A	Sam Houston St.	69 45
												340	H	Sam Houston St.	78 50
												343	A	Chicago St.	57 46
												343	H	Chicago St.	71 43
<hr/>															
LAST 12 Division I GAMES:															
293	N	UMKC	69 77	140	A	New Mexico St.	67 87	263	H	CSU Bakersfield	61 67	245	H	Grand Canyon	52 49
106	A	Abilene Christian	54 70	293	A	UMKC	63 52	215	H	Seattle U	54 67	332	H	Utah Valley	64 55
184	N	North Texas	74 69	215	H	Seattle U	54 67	332	H	Utah Valley	64 55	340	A	Sam Houston St.	69 45
140	H	New Mexico St.	46 64	332	A	Utah Valley	64 45	340	H	Sam Houston St.	78 50	343	A	Chicago St.	57 46
332	A	Utah Valley	64 45	215	A	Seattle U	58 57	343	H	Chicago St.	71 43				

Non-Div I Games: St. Thomas (TX) 63 56 Texas Lutheran 68 52 Evangel 86 55

UTRGV

Loss, Non-Conf, S Site, H Home A Away N Neutral

U
T
S
A

U
T
S
A

UTSA

Page 353

Average RPI Win:	160	WON-LOST	WINNING	LAST 10	STRENGTH OF	OPP. STRENGTH	TEAM	ADJ.	CONF.	ADJ CONF.
Average RPI Loss:	38	RECORD	PCT. RANK	GAMES	SCHEDULE	OF SCHEDULE	RPI	RPI	RPI	RPI
DIV. I ONLY	16- 14	153	3- 7	39	36	79	79	1	1	
DIV. I NON-CONF.	11- 0	1	0- 0	183	299	27	27	1	1	
TOTALS	RPI 1-25	RPI 26-50	W-L RECORDS	RPI 51-100	RPI 101-150	RPI 150+				
16- 14	0- 7	0- 4	OVERALL	5- 0	5- 3	6- 0				
9- 7	0- 3	0- 2	HOME	3- 0	1- 2	5- 0				
6- 6	0- 4	0- 1	AWAY	2- 0	3- 1	1- 0				
1- 1	0- 0	0- 1	NEUTRAL	0- 0	1- 0	0- 0				
11- 0	0- 0	0- 0	NON-CONFERENCE	2- 0	3- 0	6- 0				
7- 0	0- 0	0- 0	HOME	2- 0	0- 0	5- 0				
3- 0	0- 0	0- 0	AWAY	0- 0	2- 0	1- 0				
1- 0	0- 0	0- 0	NEUTRAL	0- 0	1- 0	0- 0				
5- 14	0- 7	0- 4	CONFERENCE	3- 0	2- 3	0- 0				
2- 7	0- 3	0- 2	HOME	1- 0	1- 2	0- 0				
3- 6	0- 4	0- 1	AWAY	2- 0	1- 1	0- 0				
0- 1	0- 0	0- 1	NEUTRAL	0- 0	0- 0	0- 0				

RPI	S	Opponent	Score	RPI	S	Opponent	Score	RPI	S	Opponent	Score	RPI	S	Opponent	Score
4	A	Oregon St.	44 70	34	H	Arizona St.	44 66	55	A	California	73 64	103	A	Washington St.	74 57
4	H	Oregon St.	49 63	34	N	Arizona St.	54 72	55	H	California	63 57	103	H	Washington St.	55 61
6	A	Stanford	51 87	35	A	Oregon	66 84	67	H	Montana St.	74 64	109	A	Colorado	49 54
6	H	Stanford	58 77	35	H	Oregon	61 73	88	H	BYU	77 60	109	H	Colorado	58 53
9	A	UCLA	56 67					89	A	Southern California	58 53	111	A	St. Mary's (CA)	63 62
10	A	Washington	77 84									117	N	Charlotte	81 68
10	H	Washington	53 82									132	H	Arizona	70 81
												146	A	Fresno St.	65 55
												188	H	Utah St.	65 58
												237	H	Weber St.	71 52
												285	A	Nevada	80 50
												291	H	Southern Utah	69 43
												294	H	Northern Ariz.	78 65
												332	H	Utah Valley	100 52
LAST 12 Division I GAMES:															
34	N	Arizona St.	54 72	55	A	California	73 64								
10	A	Washington	77 84	103	H	Washington St.	55 61								
103	A	Washington St.	74 57	10	H	Washington	53 82								
4	H	Oregon St.	49 63	109	H	Colorado	58 53								
35	H	Oregon	61 73	109	A	Colorado	49 54								
6	A	Stanford	51 87	35	A	Oregon	66 84								

Non-Div I Games:

Utah

Average RPI Win:	223	WON-LOST	WINNING	LAST 10	STRENGTH OF	OPP. STRENGTH	TEAM	ADJ.	CONF.	ADJ CONF.
Average RPI Loss:	143	RECORD	PCT. RANK	GAMES	SCHEDULE	OF SCHEDULE	RPI	RPI	RPI	RPI
DIV. I ONLY	16- 14	153	6- 4	245	174	188	188	13	13	
DIV. I NON-CONF.	6- 4	127	0- 0	321	271	229	229	15	15	
TOTALS	RPI 1-25	RPI 26-50	W-L RECORDS	RPI 51-100	RPI 101-150	RPI 150+				
16- 14	0- 0	1- 1	OVERALL	2- 3	2- 5	11- 5				
11- 4	0- 0	1- 0	HOME	2- 1	1- 1	7- 2				
3- 10	0- 0	0- 1	AWAY	0- 2	1- 4	2- 3				
2- 0	0- 0	0- 0	NEUTRAL	0- 0	0- 0	2- 0				
6- 4	0- 0	0- 0	NON-CONFERENCE	1- 2	0- 1	5- 1				
4- 2	0- 0	0- 0	HOME	1- 1	0- 0	3- 1				
1- 2	0- 0	0- 0	AWAY	0- 1	0- 1	1- 0				
1- 0	0- 0	0- 0	NEUTRAL	0- 0	0- 0	1- 0				
10- 10	0- 0	1- 1	CONFERENCE	1- 1	2- 4	6- 4				
7- 2	0- 0	1- 0	HOME	1- 0	1- 1	4- 1				
2- 8	0- 0	0- 1	AWAY	0- 1	1- 3	1- 3				
1- 0	0- 0	0- 0	NEUTRAL	0- 0	0- 0	1- 0				

RPI S	Opponent	Score	RPI S	Opponent	Score	RPI S	Opponent	Score	RPI S	Opponent	Score	Team's RPI: 188
48	A Boise St.	56 76	48	H Boise St.	65 63	54	A Colorado St.	43 74	101	A Wyoming	40 59	
						54	H Colorado St.	55 48	101	H Wyoming	48 71	
						67	H Montana St.	64 56	107	A UNLV	43 68	
						79	A Utah	58 65	107	A UNLV	53 55	
						88	H BYU	40 60	107	H UNLV	58 49	
									132	A Arizona	57 61	
									146	A Fresno St.	52 47	
									151	H Idaho St.	69 56	
									152	A New Mexico	67 78	
									152	H New Mexico	58 68	
									203	H San Jose St.	82 78	
									269	A San Diego St.	59 66	
									269	H San Diego St.	53 47	
									285	A Nevada	81 69	
									285	H Nevada	60 57	
									291	H Southern Utah	54 70	
									322	A Air Force	61 64	
									322	H Air Force	65 62	
									322 N	Air Force	46 40	
									323	A Montana	65 47	
									328	H UC Irvine	66 52	
									332	H Utah Valley	56 45	
									333 N	Incarinate Word	79 46	
LAST 12 Division I GAMES:												
107	A UNLV	43 68	269	A San Diego St.	59 66							
322 N	Air Force	46 40	101	A Wyoming	40 59							
107	H UNLV	58 49	54	H Colorado St.	55 48							
322	A Air Force	61 64	48	H Boise St.	65 63							
203	H San Jose St.	82 78	285	A Nevada	81 69							
285	H Nevada	60 57	146	A Fresno St.	52 47							

Non-Div I Games: Westminster (UT) 72 49

Utah St.

■ Loss,
 ■ Non-Conf, S Site,
 ■ Home
 ■ Away
 N Neutral

Average RPI Win:	308	WON-LOST	WINNING	LAST 10	STRENGTH OF	OPP. STRENGTH	TEAM	ADJ.	CONF.	ADJ CONF.
Average RPI Loss:	201	RECORD	PCT. RANK	GAMES	SCHEDULE	OF SCHEDULE	RPI	RPI	RPI	RPI
DIV. I ONLY	7- 22	308	3- 7	318	303	332	332	29	29	
DIV. I NON-CONF.	3- 10	280	0- 0	307	227	323	323	29	29	
TOTALS	RPI 1-25	RPI 26-50	W-L RECORDS	RPI 51-100	RPI 101-150	RPI 150+				
7- 22	0- 0	0- 1	OVERALL	0- 2	0- 3	7- 16				
4- 8	0- 0	0- 0	HOME	0- 1	0- 2	4- 5				
2- 11	0- 0	0- 0	AWAY	0- 0	0- 0	2- 3				
1- 3	0- 0	0- 1	NEUTRAL	0- 0	0- 0	1- 2				
3- 10	0- 0	0- 1	NON-CONFERENCE	0- 2	0- 1	3- 6				
2- 3	0- 0	0- 0	HOME	0- 1	0- 1	2- 1				
1- 5	0- 0	0- 0	AWAY	0- 1	0- 0	1- 4				
0- 2	0- 0	0- 1	NEUTRAL	0- 0	0- 0	0- 1				
4- 12	0- 0	0- 0	CONFERENCE	0- 0	0- 2	4- 10				
2- 5	0- 0	0- 0	HOME	0- 0	0- 1	2- 4				
1- 6	0- 0	0- 0	AWAY	0- 0	0- 1	1- 5				
1- 1	0- 0	0- 0	NEUTRAL	0- 0	0- 0	1- 1				

[illegible]

Non-Div I Games:	Dixie St.	68	56	Antelope Valley	87	47
------------------	-----------	----	----	-----------------	----	----

Utah Valley

Loss, Non-Conf, S Site, H Home A Away N Neutral

Average RPI Win:	216	WON-LOST	WINNING	LAST 10	STRENGTH OF	OPP. STRENGTH	TEAM	ADJ.	CONF.	ADJ CONF.
Average RPI Loss:	98	RECORD	PCT. RANK	GAMES	SCHEDULE	OF SCHEDULE	RPI	RPI	RPI	RPI
DIV. I ONLY	16- 15	166	5- 5	112	119	147	147	12	12	
DIV. I NON-CONF.	7- 6	157	0- 0	121	115	132	132	12	12	
TOTALS	RPI 1-25	RPI 26-50	W-L RECORDS	RPI 51-100	RPI 101-150	RPI 150+				
16- 15	0- 0	0- 2	OVERALL	1- 6	1- 6	14- 1				
9- 6	0- 0	0- 1	HOME	0- 3	0- 2	9- 0				
5- 8	0- 0	0- 0	AWAY	0- 0	1- 0	4- 0				
2- 1	0- 0	0- 1	NEUTRAL	1- 0	0- 0	1- 0				
7- 6	0- 0	0- 0	NON-CONFERENCE	1- 3	0- 3	6- 0				
3- 3	0- 0	0- 0	HOME	0- 2	0- 1	3- 0				
2- 3	0- 0	0- 0	AWAY	0- 1	0- 2	2- 0				
2- 0	0- 0	0- 0	NEUTRAL	1- 0	0- 0	1- 0				
9- 9	0- 0	0- 2	CONFERENCE	0- 3	1- 3	8- 1				
6- 3	0- 0	0- 1	HOME	0- 1	0- 1	6- 0				
3- 5	0- 0	0- 0	AWAY	0- 2	1- 2	2- 1				
0- 1	0- 0	0- 1	NEUTRAL	0- 0	0- 0	0- 0				

RPI S	Opponent	Score	RPI S	Opponent	Score	RPI S	Opponent	Score	RPI S	Opponent	Score	Team's RPI: 147
33	H Dayton	48 68	33	N Dayton	61 77	53	A George Washington	67 81	113	A Saint Joseph's	58 64	
						62	H IUPUI	62 71	113	H Saint Joseph's	70 80	
						66	N Villanova	68 66	118	A Ole Miss	57 77	
						73	H Minnesota	69 79	119	A Fordham	61 58	
						86	A Wake Forest	54 60	124	A Duquesne	51 70	
						92	A Saint Louis	72 77	135	A Old Dominion	60 70	
						92	H Saint Louis	48 62	148	H Iona	57 59	
									155	H Brown	85 72	
									170	H La Salle	61 56	
									185	N American	68 62	
									192	A Campbell	66 53	
									193	A George Mason	59 70	
									201	H UNCG	65 54	
									231	A Richmond	57 55	
									231	H Richmond	62 55	
									231	H Richmond	72 64	
									249	A St. Bonaventure	77 60	
									256	A Furman	75 61	
									277	H Davidson	54 47	
									288	H Coppin St.	73 44	
									301	H Rhode Island	68 57	
									311	H Massachusetts	55 52	
LAST 12 Division I GAMES:												
33	N Dayton	61 77	92	A Saint Louis	72 77							
231	H Richmond	72 64	33	H Dayton	48 68							
277	H Davidson	54 47	231	A Richmond	57 55							
249	A St. Bonaventure	77 60	311	H Massachusetts	55 52							
113	H Saint Joseph's	70 80	119	A Fordham	61 58							
124	A Duquesne	51 70	301	H Rhode Island	68 57							

Non-Div I Games:

VCU

Valparaiso

Through Games Of March 10, 2017

Average RPI Win:	284	WON-LOST	WINNING	LAST 10	STRENGTH OF	OPP. STRENGTH	TEAM	ADJ.	CONF.	ADJ CONF.
Average RPI Loss:	157	RECORD	PCT. RANK	GAMES	SCHEDULE	OF SCHEDULE	RPI	RPI	RPI	RPI
DIV. I ONLY	8- 21	288	5- 5	219	216	290	290	18	18	
DIV. I NON-CONF.	3- 6	230	0- 0	248	184	268	268	21	21	
TOTALS	RPI 1-25	RPI 26-50	W-L RECORDS	RPI 51-100	RPI 101-150	RPI 150+				
8- 21	0- 1	0- 4	OVERALL	0- 0	1- 6	7- 10				
5- 8	0- 0	0- 1	HOME	0- 0	1- 2	4- 5				
2- 12	0- 0	0- 0	AWAY	0- 0	0- 0	2- 0				
1- 1	0- 0	0- 1	NEUTRAL	0- 0	0- 0	1- 0				
3- 6	0- 1	0- 1	NON-CONFERENCE	0- 0	0- 1	3- 3				
2- 2	0- 0	0- 0	HOME	0- 0	0- 0	2- 2				
1- 4	0- 1	0- 1	AWAY	0- 0	0- 1	1- 1				
0- 0	0- 0	0- 0	NEUTRAL	0- 0	0- 0	0- 0				
5- 15	0- 0	0- 3	CONFERENCE	0- 0	1- 5	4- 7				
3- 6	0- 0	0- 1	HOME	0- 0	1- 2	2- 3				
1- 8	0- 0	0- 1	AWAY	0- 0	0- 3	1- 4				
1- 1	0- 0	0- 1	NEUTRAL	0- 0	0- 0	1- 0				

RPI 1-25				RPI 26-50				RPI 51-100				RPI 101+ Team's RPI: 290			
RPI	S	Opponent	Score	RPI	S	Opponent	Score	RPI	S	Opponent	Score	RPI	S	Opponent	Score
2	A	Notre Dame	54 114	26	A	Green Bay	35 56					102	A	Stetson	75 87
				26	H	Green Bay	36 75					141	A	Detroit Mercy	60 85
				26	N	Green Bay	60 89					141	H	Detroit Mercy	57 55
				50	A	Indiana	58 87					142	A	Wright St.	48 63
												142	H	Wright St.	52 65
												144	A	Milwaukee	64 80
												144	H	Milwaukee	74 85
												153	A	Oakland	63 104
												153	H	Oakland	60 98
												180	A	Cleveland St.	60 71
												180	H	Cleveland St.	62 66
												225	H	Evansville	65 70
												229	H	Bradley	56 67
												235	H	Liberty	70 68
												297	A	Northern Ky.	41 32
												297	H	Northern Ky.	55 70
												299	H	Eastern Ill.	73 68
												302	A	Illinois St.	56 77
												319	A	Youngstown St.	70 76
												319	H	Youngstown St.	77 60
												319	N	Youngstown St.	79 62
												320	A	Ill.-Chicago	60 74
												320	H	Ill.-Chicago	72 63
												343	A	Chicago St.	53 51
LAST 12 Division I GAMES:															
				26	N	Green Bay	60 89					297	A	Northern Ky.	41 32
				319	N	Youngstown St.	79 62					142	A	Wright St.	48 63
				320	H	Ill.-Chicago	72 63					180	H	Cleveland St.	62 66
				144	A	Milwaukee	64 80					319	H	Youngstown St.	77 60
				141	H	Detroit Mercy	57 55					320	A	Ill.-Chicago	60 74
				153	H	Oakland	60 98					142	H	Wright St.	52 65

Non-Div I Games: Ind.-Kokomo 102 47 Grace (IN) 71 49

Valparaiso

Loss, Non-Conf, S Site, H Home A Away N Neutral

Vanderbilt

Through Games Of March 10, 2017

Average RPI Win:	166	WON-LOST	WINNING	LAST 10	STRENGTH OF	OPP. STRENGTH	TEAM	ADJ.	CONF.	ADJ CONF.
Average RPI Loss:	56	RECORD	PCT. RANK	GAMES	SCHEDULE	OF SCHEDULE	RPI	RPI	RPI	RPI
DIV. I ONLY	14- 16	192	4- 6	48	41	112	112	2	2	
DIV. I NON-CONF.	10- 3	54	0- 0	110	126	53	53	2	2	
TOTALS	RPI 1-25	RPI 26-50	W-L RECORDS	RPI 51-100	RPI 101-150	RPI 150+				
14- 16	1- 8	1- 3	OVERALL	2- 2	2- 1	8- 2				
10- 5	1- 3	1- 1	HOME	2- 1	2- 0	4- 0				
3- 10	0- 5	0- 2	AWAY	0- 1	0- 0	3- 2				
1- 1	0- 0	0- 0	NEUTRAL	0- 0	0- 1	1- 0				
10- 3	1- 1	0- 1	NON-CONFERENCE	2- 0	0- 0	7- 1				
6- 1	1- 1	0- 0	HOME	2- 0	0- 0	3- 0				
3- 2	0- 0	0- 1	AWAY	0- 0	0- 0	3- 1				
1- 0	0- 0	0- 0	NEUTRAL	0- 0	0- 0	1- 0				
4- 13	0- 7	1- 2	CONFERENCE	0- 2	2- 1	1- 1				
4- 4	0- 2	1- 1	HOME	0- 1	2- 0	1- 0				
0- 8	0- 5	0- 1	AWAY	0- 1	0- 0	0- 1				
0- 1	0- 0	0- 0	NEUTRAL	0- 0	0- 1	0- 0				

RPI	S	Opponent	Score	RPI	S	Opponent	Score	RPI	S	Opponent	Score	RPI	S	Opponent	Score	Team's RPI: 112
3	A	South Carolina	51 82	36	A	LSU	58 64	75	H	Tulane	74 63	118	H	Ole Miss	85 67	
5	A	Mississippi St.	41 86	36	H	LSU	70 68	78	H	Drexel	73 63	134	H	Alabama	87 80	
8	H	Duke	77 73	46	H	Auburn	59 64	83	H	Florida	73 93	134	N	Alabama	57 77	
11	H	Louisville	66 78	50	A	Indiana	61 94	85	A	Georgia	68 70	168	A	Memphis	59 75	
14	A	Kentucky	63 71									172	A	Arkansas	56 59	
20	A	Tennessee	63 91									172	H	Arkansas	66 64	
20	H	Tennessee	57 70									190	H	Robert Morris	75 59	
21	A	Texas A&M	72 77									204	N	SIUE	73 63	
24	H	Missouri	68 74									205	A	ETSU	80 72	
												222	A	UT Martin	79 77	
												272	H	Kennesaw St.	86 54	
												282	H	Tennessee Tech	89 57	
												322	A	Air Force	75 49	
LAST 12 Division I GAMES:																
134	N	Alabama	57 77	5	A	Mississippi St.	41 86									
36	A	LSU	58 64	14	A	Kentucky	63 71									
172	H	Arkansas	66 64	83	H	Florida	73 93									
118	H	Ole Miss	85 67	134	H	Alabama	87 80									
3	A	South Carolina	51 82	20	A	Tennessee	63 91									
36	H	LSU	70 68	172	A	Arkansas	56 59									

Non-Div I Games:

Vanderbilt

■ Loss,
■ Non-Conf,
■ S Site,
■ H Home
■ A Away
N Neutral

RPI 1-25					
RPI	S	Opponent	Score		
18	A	Temple	39	53	
RPI 26-50					
RPI	S	Opponent	Score		
47	A	Michigan	56	78	
RPI 51-100					
RPI	S	Opponent	Score		
77	A	New Hampshire	47	66	
77	H	New Hampshire	49	57	
Team's RPI: 274					
RPI	S	Opponent	Score		
110	A	Albany (NY)	53	64	
110	H	Albany (NY)	52	67	
110	N	Albany (NY)	45	65	
128	A	Maine	43	59	
128	H	Maine	55	52	
133	A	Yale	48	77	
144	H	Milwaukee	44	68	
153	A	Oakland	55	79	
155	H	Brown	50	62	
183	A	Hartford	55	68	
183	H	Hartford	76	70	
210	A	Binghamton	61	76	
210	H	Binghamton	55	64	
211	A	UMBC	66	69	
211	H	UMBC	52	64	
219	H	Dartmouth	59	54	
227	A	Howard	57	64	
246	H	Bryant	57	63	
258	A	Stony Brook	57	43	
258	H	Stony Brook	53	43	
306	A	Central Conn. St.	76	78	
318	H	Holy Cross	63	52	
321	H	NJIT	64	42	
344	A	UMass Lowell	61	46	
344	H	UMass Lowell	60	36	
LAST 12 Division I GAMES:					
110	N	Albany (NY)	45	65	
258	A	Stony Brook	57	43	
110	H	Albany (NY)	52	67	
344	H	UMass Lowell	60	36	
211	H	UMBC	52	64	
77	A	New Hampshire	47	66	
210	A	Binghamton	61	76	
183	H	Hartford	76	70	
128	A	Maine	43	59	
258	H	Stony Brook	53	43	
110	A	Albany (NY)	53	64	
344	A	UMass Lowell	61	46	

Non-Div I Games:

Average RPI Win:	164	WON-LOST	WINNING	LAST 10	STRENGTH OF	OPP. STRENGTH	TEAM	ADJ.	CONF.	ADJ CONF.
Average RPI Loss:	45	RECORD	PCT. RANK	GAMES	SCHEDULE	OF SCHEDULE	RPI	RPI	RPI	RPI
DIV. I ONLY	16- 14	153	5- 5	28	69	66	66	7	7	
DIV. I NON-CONF.	5- 6	186	0- 0	8	32	71	71	7	7	
TOTALS	RPI 1-25	RPI 26-50	W-L RECORDS	RPI 51-100	RPI 101-150	RPI 150+				
16- 14	0- 7	0- 2	OVERALL	5- 3	1- 2	10- 0				
8- 5	0- 3	0- 1	HOME	2- 1	0- 0	6- 0				
7- 5	0- 3	0- 1	AWAY	2- 1	1- 0	4- 0				
1- 4	0- 1	0- 0	NEUTRAL	1- 1	0- 2	0- 0				
5- 6	0- 3	0- 0	NON-CONFERENCE	2- 1	1- 2	2- 0				
2- 2	0- 1	0- 0	HOME	0- 1	0- 0	2- 0				
2- 1	0- 1	0- 0	AWAY	1- 0	1- 0	0- 0				
1- 3	0- 1	0- 0	NEUTRAL	1- 0	0- 2	0- 0				
11- 8	0- 4	0- 2	CONFERENCE	3- 2	0- 0	8- 0				
6- 3	0- 2	0- 1	HOME	2- 0	0- 0	4- 0				
5- 4	0- 2	0- 1	AWAY	1- 1	0- 0	4- 0				
0- 1	0- 0	0- 0	NEUTRAL	0- 1	0- 0	0- 0				

RPI S	Opponent	Score	RPI S	Opponent	Score	RPI S	Opponent	Score	RPI S	Opponent	Score
5 N	Mississippi St.	62 108	28 A	Marquette	53 62	53 H	George Washington	69 72	113 A	Saint Joseph's	62 54
8 A	Duke	50 68	28 H	Marquette	71 77	56 A	Penn	60 48	126 N	Troy	85 93
17 A	DePaul	50 77				58 N	Purdue	58 44	147 N	VCU	66 68
17 H	DePaul	50 80				69 A	St. John's (NY)	67 56	170 H	La Salle	52 49
18 H	Temple	48 83				69 H	St. John's (NY)	55 50	195 A	Providence	64 59
23 A	Creighton	46 60				69 N	St. John's (NY)	40 56	195 H	Providence	61 43
23 H	Creighton	44 47				71 A	Georgetown	49 54	198 A	Seton Hall	87 52
						71 H	Georgetown	71 50	198 H	Seton Hall	69 52
									206 A	Xavier	72 47
									206 H	Xavier	76 71
									259 A	Butler	70 69
									259 H	Butler	61 58
									308 H	Lehigh	59 37
LAST 12 Division I GAMES:											
69 N	St. John's (NY)	40 56	69 A	St. John's (NY)	67 56						
28 A	Marquette	53 62	195 H	Providence	61 43						
17 A	DePaul	50 77	23 H	Creighton	44 47						
259 H	Butler	61 58	71 A	Georgetown	49 54						
206 H	Xavier	76 71	206 A	Xavier	72 47						
198 A	Seton Hall	87 52	259 A	Butler	70 69						

Non-Div I Games:

Villanova

■ Loss,
■ Non-Conf, S Site,
■ Home
■ Away
N Neutral

Average RPI Win:	154	WON-LOST	WINNING	LAST 10	STRENGTH OF	OPP. STRENGTH	TEAM	ADJ.	CONF.	ADJ CONF.
Average RPI Loss:	45	RECORD	PCT. RANK	GAMES	SCHEDULE	OF SCHEDULE	RPI	RPI	RPI	RPI
DIV. I ONLY	19- 12	109	5- 5	58	23	52	52	3	3	
DIV. I NON-CONF.	11- 2	23	0- 0	272	75	79	79	4	4	
TOTALS	RPI 1-25	RPI 26-50	W-L RECORDS	RPI 51-100	RPI 101-150	RPI 150+				
19- 12	1- 6	1- 2	OVERALL	5- 2	3- 1	9- 1				
12- 3	1- 2	1- 1	HOME	3- 0	1- 0	6- 0				
5- 7	0- 3	0- 1	AWAY	1- 1	2- 1	2- 1				
2- 2	0- 1	0- 0	NEUTRAL	1- 1	0- 0	1- 0				
11- 2	0- 0	1- 0	NON-CONFERENCE	2- 2	0- 0	8- 0				
7- 0	0- 0	1- 0	HOME	1- 0	0- 0	5- 0				
3- 1	0- 0	0- 0	AWAY	1- 1	0- 0	2- 0				
1- 1	0- 0	0- 0	NEUTRAL	0- 1	0- 0	1- 0				
8- 10	1- 6	0- 2	CONFERENCE	3- 0	3- 1	1- 1				
5- 3	1- 2	0- 1	HOME	2- 0	1- 0	1- 0				
2- 6	0- 3	0- 1	AWAY	0- 0	2- 1	0- 1				
1- 1	0- 1	0- 0	NEUTRAL	1- 0	0- 0	0- 0				

RPI	S	Opponent	Score	RPI	S	Opponent	Score	RPI	S	Opponent	Score	RPI	S	Opponent	Score
2	A	Notre Dame	74 82	31	A	Syracuse	49 54	61	H	Georgia Tech	65 64	105	A	Virginia Tech	63 55
2	N	Notre Dame	59 76	33	H	Dayton	66 56	68	A	Northwestern	60 69	105	H	Virginia Tech	76 27
8	H	Duke	51 70	38	H	North Carolina St.	48 59	69	N	St. John's (NY)	55 66	114	A	Clemson	69 37
11	A	Louisville	55 66					82	H	Middle Tenn.	63 51	120	A	North Carolina	58 67
11	H	Louisville	81 86					85	A	Georgia	66 43	163	A	Pittsburgh	54 62
12	H	Florida St.	60 51					86	H	Wake Forest	60 57	177	H	Boston College	62 55
15	A	Miami (FL)	52 63					86	N	Wake Forest	61 44	196	N	Nebraska	73 51
												211	H	UMBC	56 30
												224	H	Rutgers	62 54
												231	A	Richmond	63 56
												257	A	Bowling Green	67 47
												260	H	UMES	60 50
												288	H	Coppin St.	103 40
												320	H	Ill.-Chicago	76 39
LAST 12 Division I GAMES:															
		2 N Notre Dame	59 76			86 H Wake Forest	60 57								
		86 N Wake Forest	61 44			15 A Miami (FL)	52 63								
		38 H North Carolina St.	48 59			8 H Duke	51 70								
		11 A Louisville	55 66			61 H Georgia Tech	65 64								
		105 A Virginia Tech	63 55			2 A Notre Dame	74 82								
		12 H Florida St.	60 51			105 H Virginia Tech	76 27								

Non-Div I Games:

Virginia

■ Loss,
 ■ Non-Conf, S Site,
 ■ Home
 ■ Away
 N Neutral

Average RPI Win:	172	WON-LOST	WINNING	LAST 10	STRENGTH OF	OPP. STRENGTH	TEAM	ADJ.	CONF.	ADJ CONF.
Average RPI Loss:	44	RECORD	PCT. RANK	GAMES	SCHEDULE	OF SCHEDULE	RPI	RPI	RPI	RPI
DIV. I ONLY	17- 13	127	1- 9	69	48	105	105	3	3	
DIV. I NON-CONF.	13- 0	1	0- 0	255	191	40	40	4	4	
TOTALS	RPI 1-25	RPI 26-50	W-L RECORDS	RPI 51-100	RPI 101-150	RPI 150+				
17- 13	1- 6	1- 2	OVERALL	3- 3	3- 1	9- 1				
12- 6	1- 4	0- 1	HOME	2- 1	2- 0	7- 0				
5- 6	0- 0	1- 0	AWAY	1- 0	1- 0	2- 0				
0- 1	0- 0	0- 0	NEUTRAL	0- 0	0- 1	0- 0				
13- 0	1- 0	1- 0	NON-CONFERENCE	2- 0	1- 0	8- 0				
10- 0	1- 0	0- 0	HOME	1- 0	1- 0	7- 0				
3- 0	0- 0	1- 0	AWAY	1- 0	0- 0	1- 0				
0- 0	0- 0	0- 0	NEUTRAL	0- 0	0- 0	0- 0				
4- 13	0- 6	0- 2	CONFERENCE	1- 3	2- 1	1- 1				
2- 6	0- 4	0- 1	HOME	1- 1	1- 0	0- 0				
2- 6	0- 2	0- 1	AWAY	0- 2	1- 0	1- 1				
0- 1	0- 0	0- 0	NEUTRAL	0- 0	0- 1	0- 0				

RPI 1-25			RPI 26-50			RPI 51-100			RPI 101+			Team's RPI: 105
RPI	S	Opponent	Score	RPI	S	Opponent	Score	RPI	S	Opponent	Score	Score
2	H	Notre Dame	59 76	31	H	Syracuse	72 82	52	A	Virginia	27 76	114 A Clemson 78 69
8	A	Duke	59 84	38	A	North Carolina St.	71 85	52	H	Virginia	55 63	114 N Clemson 66 67
11	H	Louisville	70 88	46	A	Auburn	92 87	61	A	Georgia Tech	81 87	120 H North Carolina 76 68
12	H	Florida St.	54 82					71	H	Georgetown	73 63	125 H Radford 71 52
15	A	Miami (FL)	75 82					86	H	Wake Forest	72 70	163 A Pittsburgh 64 72
15	H	Miami (FL)	69 79					94	A	UCF	67 64	177 A Boston College 82 79
20	H	Tennessee	67 63									196 H Nebraska 76 67
												216 H Presbyterian 67 36
												217 A Col. of Charleston 71 61
												221 H UNC Asheville 71 52
												257 H Bowling Green 98 51
												306 H Central Conn. St. 81 47
												312 H Gardner-Webb 76 42
												347 H Delaware St. 88 48
LAST 12 Division I GAMES:												
114	N	Clemson	66 67	11	H	Louisville	70 88					
177	A	Boston College	82 79	61	A	Georgia Tech	81 87					
15	H	Miami (FL)	69 79	2	H	Notre Dame	59 76					
52	H	Virginia	55 63	31	H	Syracuse	72 82					
163	A	Pittsburgh	64 72	52	A	Virginia	27 76					
38	A	North Carolina St.	71 85	12	H	Florida St.	54 82					

Non-Div I Games:

Virginia Tech

■ Loss,
 ■ Non-Conf,
 ■ S Site,
 ■ H Home
 ■ A Away
 N Neutral

Average RPI Win:	302	WON-LOST	WINNING	LAST 10	STRENGTH OF	OPP. STRENGTH	TEAM	ADJ.	CONF.	ADJ CONF.
Average RPI Loss:	226	RECORD	PCT. RANK	GAMES	SCHEDULE	OF SCHEDULE	RPI	RPI	RPI	RPI
DIV. I ONLY	3- 25	339	3- 7	287	347	341	341	31	31	
DIV. I NON-CONF.	0- 10	335	0- 0	107	305	325	325	32	32	
TOTALS	RPI 1-25	RPI 26-50	W-L RECORDS	RPI 51-100	RPI 101-150	RPI 150+				
3- 25	0- 0	0- 0	OVERALL	0- 3	0- 3	3- 19				
1- 13	0- 0	0- 0	HOME	0- 1	0- 2	1- 10				
2- 12	0- 0	0- 0	AWAY	0- 2	0- 1	2- 9				
0- 0	0- 0	0- 0	NEUTRAL	0- 0	0- 0	0- 0				
0- 10	0- 0	0- 0	NON-CONFERENCE	0- 3	0- 3	0- 4				
0- 5	0- 0	0- 0	HOME	0- 1	0- 2	0- 2				
0- 5	0- 0	0- 0	AWAY	0- 2	0- 1	0- 2				
0- 0	0- 0	0- 0	NEUTRAL	0- 0	0- 0	0- 0				
3- 15	0- 0	0- 0	CONFERENCE	0- 0	0- 0	3- 15				
1- 8	0- 0	0- 0	HOME	0- 0	0- 0	1- 8				
2- 7	0- 0	0- 0	AWAY	0- 0	0- 0	2- 7				
0- 0	0- 0	0- 0	NEUTRAL	0- 0	0- 0	0- 0				

RPI S	Opponent	Score	RPI S	Opponent	Score	RPI S	Opponent	Score	RPI S	Opponent	Score	Team's RPI: 341
						56	H Penn	39 63	110	H Albany (NY)	50 75	
						69	A St. John's (NY)	34 62	116	A Princeton	44 107	
						77	A New Hampshire	40 73	133	H Yale	52 66	
									159	A Army West Point	40 85	
									190	A Robert Morris	41 74	
									190	H Robert Morris	63 82	
									200	A Sacred Heart	52 62	
									200	H Sacred Heart	56 70	
									212	H Towson	40 69	
									243	A Saint Francis (PA)	87 71	
									243	H Saint Francis (PA)	46 67	
									246	A Bryant	61 70	
									246	H Bryant	55 58	
									288	A Mt. St. Mary's	47 66	
									288	H Mt. St. Mary's	59 70	
									306	A Central Conn. St.	53 66	
									306	H Central Conn. St.	71 83	
									321	A NJIT	45 68	
									325	A St. Francis Brooklyn	50 63	
									325	H St. Francis Brooklyn	58 45	
									336	A LIU Brooklyn	64 69	
									336	H LIU Brooklyn	58 63	
									339	A Fairleigh Dickinson	74 66	
									339	H Fairleigh Dickinson	53 59	
									347	H Delaware St.	49 61	
LAST 12 Division I GAMES:												
			336	H LIU Brooklyn	58 63		306	H Central Conn. St.	71 83			
			246	H Bryant	55 58		339	A Fairleigh Dickinson	74 66			
			288	H Mt. St. Mary's	59 70		325	H St. Francis Brooklyn	58 45			
			325	A St. Francis Brooklyn	50 63		243	H Saint Francis (PA)	46 67			
			243	A Saint Francis (PA)	87 71		336	A LIU Brooklyn	64 69			
			190	A Robert Morris	41 74		200	A Sacred Heart	52 62			

Non-Div I Games: Staten Island 62 60

Wagner

■ Loss,
 ■ Non-Conf,
 ■ S Site,
 ■ Home
 ■ A Away
 N Neutral

Wake Forest

Through Games Of March 10, 2017

Average RPI Win:	158	WON-LOST	WINNING	LAST 10	STRENGTH OF	OPP. STRENGTH	TEAM	ADJ.	CONF.	ADJ CONF.
Average RPI Loss:	49	RECORD	PCT. RANK	GAMES	SCHEDULE	OF SCHEDULE	RPI	RPI	RPI	RPI
DIV. I ONLY	15- 15	171	2- 8	38	39	86	86	3	3	
DIV. I NON-CONF.	9- 4	85	0- 0	169	95	87	87	4	4	
TOTALS	RPI 1-25	RPI 26-50	W-L RECORDS	RPI 51-100	RPI 101-150	RPI 150+				
15- 15	0- 6	2- 4	OVERALL	1- 2	4- 2	8- 1				
11- 5	0- 3	0- 1	HOME	1- 0	3- 1	7- 0				
4- 9	0- 3	2- 3	AWAY	0- 1	1- 1	1- 1				
0- 1	0- 0	0- 0	NEUTRAL	0- 1	0- 0	0- 0				
9- 4	0- 0	1- 2	NON-CONFERENCE	0- 0	2- 1	6- 1				
7- 1	0- 0	0- 0	HOME	0- 0	2- 1	5- 0				
2- 3	0- 0	1- 2	AWAY	0- 0	0- 0	1- 1				
0- 0	0- 0	0- 0	NEUTRAL	0- 0	0- 0	0- 0				
6- 11	0- 6	1- 2	CONFERENCE	1- 2	2- 1	2- 0				
4- 4	0- 3	0- 1	HOME	1- 0	1- 0	2- 0				
2- 6	0- 3	1- 1	AWAY	0- 1	1- 1	0- 0				
0- 1	0- 0	0- 0	NEUTRAL	0- 1	0- 0	0- 0				

RPI 1-25				RPI 26-50				RPI 51-100				RPI 101+			
RPI	S	Opponent	Score	RPI	S	Opponent	Score	RPI	S	Opponent	Score	RPI	S	Opponent	Score
2	A	Notre Dame	72 92	27	A	Elon	78 68	52	A	Virginia	57 60	105	A	Virginia Tech	70 72
8	A	Duke	43 71	31	A	Syracuse	64 85	52	N	Virginia	44 61	114	H	Clemson	68 56
8	H	Duke	53 79	36	A	LSU	57 60	61	H	Georgia Tech	70 65	120	A	North Carolina	80 77
11	H	Louisville	46 75	38	A	North Carolina St.	89 77					122	H	Navy	75 65
12	A	Florida St.	60 102	38	H	North Carolina St.	50 65					125	H	Radford	60 68
15	H	Miami (FL)	56 79	39	A	James Madison	76 83					147	H	VCU	60 54
												163	H	Pittsburgh	57 48
												177	H	Boston College	71 55
												198	A	Seton Hall	63 70
												206	H	Xavier	58 45
												207	A	Illinois	79 70
												224	H	Rutgers	55 43
												228	H	Samford	51 40
												256	H	Furman	59 52
												284	H	Eastern Mich.	89 61
LAST 12 Division I GAMES:															
				52	N	Virginia	44 61	12	A	Florida St.	60 102				
				11	H	Louisville	46 75	163	H	Pittsburgh	57 48				
				31	A	Syracuse	64 85	15	H	Miami (FL)	56 79				
				38	A	North Carolina St.	89 77	8	A	Duke	43 71				
				8	H	Duke	53 79	177	H	Boston College	71 55				
				52	A	Virginia	57 60	61	H	Georgia Tech	70 65				

Non-Div I Games:

Wake Forest

■ Loss,
■ Non-Conf,
■ S Site,
■ H Home
■ A Away
N Neutral

Washington

Through Games Of March 10, 2017

Average RPI Win:	112	WON-LOST	WINNING	LAST 10	STRENGTH OF	OPP. STRENGTH	TEAM	ADJ.	CONF.	ADJ CONF.
Average RPI Loss:	11	RECORD	PCT. RANK	GAMES	SCHEDULE	OF SCHEDULE	RPI	RPI	RPI	RPI
DIV. I ONLY	27- 5	10	7- 3	29	22	10	10	1	1	
DIV. I NON-CONF.	12- 1	7	0- 1	41	117	6	6	1	1	
TOTALS	RPI 1-25	RPI 26-50	W-L RECORDS	RPI 51-100	RPI 101-150	RPI 150+				
27- 5	2- 4	4- 1	OVERALL	7- 0	9- 0	5- 0				
16- 1	2- 1	2- 0	HOME	4- 0	6- 0	2- 0				
11- 3	0- 3	2- 0	AWAY	3- 0	3- 0	3- 0				
0- 1	0- 0	0- 1	NEUTRAL	0- 0	0- 0	0- 0				
12- 1	1- 1	1- 0	NON-CONFERENCE	2- 0	3- 0	5- 0				
8- 0	1- 0	1- 0	HOME	1- 0	3- 0	2- 0				
4- 1	0- 1	0- 0	AWAY	1- 0	0- 0	3- 0				
0- 0	0- 0	0- 0	NEUTRAL	0- 0	0- 0	0- 0				
15- 4	1- 3	3- 1	CONFERENCE	5- 0	6- 0	0- 0				
8- 1	1- 1	1- 0	HOME	3- 0	3- 0	0- 0				
7- 2	0- 2	2- 0	AWAY	2- 0	3- 0	0- 0				
0- 1	0- 0	0- 1	NEUTRAL	0- 0	0- 0	0- 0				

RPI	S	Opponent	Score	RPI	S	Opponent	Score	RPI	S	Opponent	Score	RPI	S	Opponent	Score
2	A	Notre Dame	60 71	34	A	Arizona St.	65 54	54	H	Colorado St.	101 68	103	A	Washington St.	87 44
4	A	Oregon St.	70 73	34	H	Arizona St.	70 57	55	H	California	90 67	103	H	Washington St.	94 63
6	H	Stanford	68 72	35	A	Oregon	99 77	79	A	Utah	82 53	109	A	Colorado	79 75
9	A	UCLA	79 90	35	N	Oregon	69 70	79	H	Utah	84 77	109	H	Colorado	79 46
9	H	UCLA	82 70	48	H	Boise St.	92 66	88	A	BYU	82 70	132	A	Arizona	90 73
24	H	Missouri	79 66					89	A	Southern California	87 74	132	H	Arizona	91 55
								89	H	Southern California	77 67	136	H	Eastern Wash.	100 52
												146	H	Fresno St.	85 54
												150	H	Idaho	105 53
												154	H	CSUN	101 44
												215	A	Seattle U	94 64
												245	A	Grand Canyon	101 66
												276	A	Portland	83 53
												296	H	Savannah St.	87 36
LAST 12 Division I GAMES:															
35	N	Oregon	69 70	34	H	Arizona St.	70 57								
2	A	Notre Dame	60 71	132	H	Arizona	91 55								
79	H	Utah	84 77	109	A	Colorado	79 75								
109	H	Colorado	79 46	79	A	Utah	82 53								
89	A	Southern California	87 74	6	H	Stanford	68 72								
9	A	UCLA	79 90	55	H	California	90 67								

Non-Div I Games:

Washington

■ Loss,
 ■ Non-Conf, S Site,
 ■ Home
 ■ Away
 N Neutral

Average RPI Win:	113	WON-LOST	WINNING	LAST 10	STRENGTH OF	OPP. STRENGTH	TEAM	ADJ.	CONF.	ADJ CONF.
Average RPI Loss:	51	RECORD	PCT. RANK	GAMES	SCHEDULE	OF SCHEDULE	RPI	RPI	RPI	RPI
DIV. I ONLY	12- 19	237	3- 7	11	14	103	103	1	1	
DIV. I NON-CONF.	5- 6	186	0- 0	17	72	102	102	1	1	
TOTALS	RPI 1-25	RPI 26-50	W-L RECORDS	RPI 51-100	RPI 101-150	RPI 150+				
12- 19	1- 8	1- 3	OVERALL	3- 5	4- 3	3- 0				
8- 7	1- 2	0- 2	HOME	2- 2	3- 1	2- 0				
2- 10	0- 4	1- 1	AWAY	1- 3	0- 2	0- 0				
2- 2	0- 2	0- 0	NEUTRAL	0- 0	1- 0	1- 0				
5- 6	0- 2	0- 1	NON-CONFERENCE	0- 3	2- 0	3- 0				
4- 2	0- 0	0- 1	HOME	0- 1	2- 0	2- 0				
0- 3	0- 1	0- 0	AWAY	0- 2	0- 0	0- 0				
1- 1	0- 1	0- 0	NEUTRAL	0- 0	0- 0	1- 0				
7- 13	1- 6	1- 2	CONFERENCE	3- 2	2- 3	0- 0				
4- 5	1- 2	0- 1	HOME	2- 1	1- 1	0- 0				
2- 7	0- 3	1- 1	AWAY	1- 1	0- 2	0- 0				
1- 1	0- 1	0- 0	NEUTRAL	0- 0	1- 0	0- 0				

RPI	S	Opponent	Score	RPI	S	Opponent	Score	RPI	S	Opponent	Score	RPI	S	Opponent	Score	Team's RPI: 103
4	A	Oregon St.	58 80	34	A	Arizona St.	49 68	55	H	California	84 79	109	A	Colorado	58 70	
6	H	Stanford	54 76	34	H	Arizona St.	58 61	64	A	Gonzaga	61 79	109	H	Colorado	67 56	
6	N	Stanford	36 66	35	A	Oregon	75 59	79	A	Utah	61 55	109	N	Colorado	79 78	
9	A	UCLA	48 67	48	H	Boise St.	73 77	79	H	Utah	57 74	111	H	St. Mary's (CA)	85 69	
9	H	UCLA	82 73					80	H	Oklahoma St.	72 79	132	A	Arizona	55 56	
10	A	Washington	63 94					89	A	Southern California	64 80	132	H	Arizona	62 70	
10	H	Washington	44 87					89	H	Southern California	74 57	139	H	San Francisco	73 35	
14	A	Kentucky	67 69					92	A	Saint Louis	70 73	196	N	Nebraska	79 65	
16	N	Maryland	69 79									202	H	Loyola Marymount	92 45	
												223	H	San Diego	83 73	
LAST 12 Division I GAMES:																
		6 N Stanford	36 66			132 H Arizona	62 70									
		109 N Colorado	79 78			34 H Arizona St.	58 61									
		109 H Colorado	67 56			79 A Utah	61 55									
		79 H Utah	57 74			109 A Colorado	58 70									
		9 A UCLA	48 67			55 H California	84 79									
		89 A Southern California	64 80			6 H Stanford	54 76									

Non-Div I Games:

Washington St.

■ Loss,
 ■ Non-Conf,
 S Site,
 ■ Home
 ■ Away
 N Neutral

Average RPI Win:	280	WON-LOST	WINNING	LAST 10	STRENGTH OF	OPP. STRENGTH	TEAM	ADJ.	CONF.	ADJ CONF.
Average RPI Loss:	130	RECORD	PCT. RANK	GAMES	SCHEDULE	OF SCHEDULE	RPI	RPI	RPI	RPI
DIV. I ONLY	11- 18	244	3- 7	206	230	237	237	20	20	
DIV. I NON-CONF.	4- 5	198	0- 0	303	196	237	237	18	18	
TOTALS	RPI 1-25	RPI 26-50	W-L RECORDS	RPI 51-100	RPI 101-150	RPI 150+				
11- 18	0- 0	0- 0	OVERALL	0- 5	0- 10	11- 3				
5- 7	0- 0	0- 0	HOME	0- 1	0- 5	5- 1				
5- 9	0- 0	0- 0	AWAY	0- 3	0- 4	5- 2				
1- 2	0- 0	0- 0	NEUTRAL	0- 1	0- 1	1- 0				
4- 5	0- 0	0- 0	NON-CONFERENCE	0- 2	0- 2	4- 1				
1- 2	0- 0	0- 0	HOME	0- 0	0- 1	1- 1				
3- 2	0- 0	0- 0	AWAY	0- 2	0- 0	3- 0				
0- 1	0- 0	0- 0	NEUTRAL	0- 0	0- 1	0- 0				
7- 13	0- 0	0- 0	CONFERENCE	0- 3	0- 8	7- 2				
4- 5	0- 0	0- 0	HOME	0- 1	0- 4	4- 0				
2- 7	0- 0	0- 0	AWAY	0- 1	0- 4	2- 2				
1- 1	0- 0	0- 0	NEUTRAL	0- 1	0- 0	1- 0				

RPI S	Opponent	Score	RPI S	Opponent	Score	RPI S	Opponent	Score	RPI S	Opponent	Score	Team's RPI: 237
67	A Montana St.	53 72	67	H Montana St.	68 83	67	N Montana St.	53 65	102	N Stetson	68 70	
79	A Utah	52 71	67	N Montana St.	53 65	129	A Northern Colo.	62 86	129	H Northern Colo.	79 88	
88	A BYU	64 73	79	A Utah	52 71	131	A North Dakota	67 83	131	H North Dakota	65 70	
			88	A BYU	64 73	136	A Eastern Wash.	85 99	136	H Eastern Wash.	42 70	
						146	H Fresno St.	57 60	150	A Idaho	77 95	
						150	H Idaho	77 82	151	A Idaho St.	52 57	
						151	H Idaho St.	50 43	151	H Idaho St.	50 43	
						154	H CSUN	78 89	213	H Portland St.	85 75	
						213	H Portland St.	85 75	276	H Portland	76 37	
						276	H Portland	76 37	286	H Sacramento St.	66 60	
						286	H Sacramento St.	66 60	286	N Sacramento St.	98 97	
						286	N Sacramento St.	98 97	291	A Southern Utah	73 68	
						291	A Southern Utah	73 68	294	A Northern Ariz.	75 64	
						294	A Northern Ariz.	75 64	310	A FIU	64 61	
						310	A FIU	64 61	322	A Air Force	76 61	
						322	A Air Force	76 61	323	A Montana	46 71	
						323	A Montana	46 71	323	H Montana	74 58	
						323	H Montana	74 58	332	A Utah Valley	64 61	
						332	A Utah Valley	64 61				
LAST 12 Division I GAMES:												
67	N Montana St.	53 65	131	A North Dakota	67 83	67	83					
286	N Sacramento St.	98 97	129	A Northern Colo.	62 86	62	86					
67	A Montana St.	53 72	213	H Portland St.	85 75	85	75					
323	A Montana	46 71	286	H Sacramento St.	66 60	66	60					
150	H Idaho	77 82	294	A Northern Ariz.	75 64	75	64					
136	H Eastern Wash.	42 70	291	A Southern Utah	73 68	73	68					

Non-Div I Games: Cal St. San B'dino 75 69 Westminster (UT) 81 68

Weber St.

■ Loss,
 ■ Non-Conf, S Site,
 ■ Home
 ■ Away
 N Neutral

West Virginia

Through Games Of March 10, 2017

Average RPI Win:	161	WON-LOST	WINNING	LAST 10	STRENGTH OF	OPP. STRENGTH	TEAM	ADJ.	CONF.	ADJ CONF.
Average RPI Loss:	38	RECORD	PCT. RANK	GAMES	SCHEDULE	OF SCHEDULE	RPI	RPI	RPI	RPI
DIV. I ONLY	23- 10	70	7- 3	57	51	41	41	4	4	
DIV. I NON-CONF.	12- 0	1	0- 0	271	318	52	52	3	3	
TOTALS	RPI 1-25	RPI 26-50	W-L RECORDS	RPI 51-100	RPI 101-150	RPI 150+				
23- 10	5- 6	1- 0	OVERALL	1- 3	2- 1	14- 0				
15- 3	2- 2	0- 0	HOME	1- 1	2- 0	10- 0				
2- 7	0- 4	0- 0	AWAY	0- 2	0- 1	2- 0				
6- 0	3- 0	1- 0	NEUTRAL	0- 0	0- 0	2- 0				
12- 0	0- 0	1- 0	NON-CONFERENCE	0- 0	1- 0	10- 0				
9- 0	0- 0	0- 0	HOME	0- 0	1- 0	8- 0				
0- 0	0- 0	0- 0	AWAY	0- 0	0- 0	0- 0				
3- 0	0- 0	1- 0	NEUTRAL	0- 0	0- 0	2- 0				
11- 10	5- 6	0- 0	CONFERENCE	1- 3	1- 1	4- 0				
6- 3	2- 2	0- 0	HOME	1- 1	1- 0	2- 0				
2- 7	0- 4	0- 0	AWAY	0- 2	0- 1	2- 0				
3- 0	3- 0	0- 0	NEUTRAL	0- 0	0- 0	0- 0				

RPI	S	Opponent	Score	RPI	S	Opponent	Score	RPI	S	Opponent	Score	RPI	S	Opponent	Score
7	A	Baylor	73 79	46	N	Auburn	56 52	59	A	Iowa St.	53 68	104	A	Texas Tech	66 75
7	H	Baylor	56 91					59	H	Iowa St.	55 80	104	H	Texas Tech	89 79
7	N	Baylor	77 66					80	A	Oklahoma St.	63 67	118	H	Ole Miss	66 61
13	A	Texas	54 69					80	H	Oklahoma St.	79 53	166	A	TCU	83 61
13	H	Texas	63 73									166	H	TCU	77 73
13	N	Texas	62 59									171	N	East Carolina	79 47
19	A	Oklahoma	87 90									179	H	Morehead St.	94 53
19	H	Oklahoma	83 73									189	A	Kansas	62 51
19	N	Oklahoma	82 58									189	H	Kansas	73 54
22	A	Kansas St.	71 86									227	H	Howard	95 49
22	H	Kansas St.	66 59									232	H	High Point	82 59
												240	H	Charleston So.	88 38
												281	N	N.C. A&T	80 64
												288	H	Mt. St. Mary's	77 45
												288	H	Coppin St.	69 39
												315	H	USC Upstate	91 33
												342	H	Longwood	107 40
LAST 12 Division I GAMES:															
		7 N Baylor	77 66			59 A Iowa St.	53 68								
		13 N Texas	62 59			22 H Kansas St.	66 59								
		19 N Oklahoma	82 58			80 H Oklahoma St.	79 53								
		189 H Kansas	73 54			19 A Oklahoma	87 90								
		80 A Oklahoma St.	63 67			59 H Iowa St.	55 80								
		166 H TCU	77 73			13 A Texas	54 69								

Non-Div I Games:

West Virginia

■ Loss,
 ■ Non-Conf, S Site,
 ■ Home
 ■ Away
 N Neutral

Average RPI Win:	252	WON-LOST	WINNING	LAST 10	STRENGTH OF	OPP. STRENGTH	TEAM	ADJ.	CONF.	ADJ CONF.
Average RPI Loss:	158	RECORD	PCT. RANK	GAMES	SCHEDULE	OF SCHEDULE	RPI	RPI	RPI	RPI
DIV. I ONLY	7- 22	308	3- 7	127	251	278	278	17	17	
DIV. I NON-CONF.	4- 10	259	0- 0	142	302	242	242	20	20	
TOTALS	RPI 1-25	RPI 26-50	W-L RECORDS	RPI 51-100	RPI 101-150	RPI 150+				
7- 22	0- 1	0- 0	OVERALL	0- 6	0- 4	7- 11				
5- 7	0- 0	0- 0	HOME	0- 2	0- 0	5- 5				
2- 12	0- 1	0- 0	AWAY	0- 3	0- 2	2- 6				
0- 3	0- 0	0- 0	NEUTRAL	0- 1	0- 2	0- 0				
4- 10	0- 1	0- 0	NON-CONFERENCE	0- 1	0- 4	4- 4				
2- 3	0- 0	0- 0	HOME	0- 0	0- 0	2- 3				
2- 5	0- 1	0- 0	AWAY	0- 1	0- 2	2- 1				
0- 2	0- 0	0- 0	NEUTRAL	0- 0	0- 2	0- 0				
3- 12	0- 0	0- 0	CONFERENCE	0- 5	0- 0	3- 7				
3- 4	0- 0	0- 0	HOME	0- 2	0- 0	3- 2				
0- 7	0- 0	0- 0	AWAY	0- 2	0- 0	0- 5				
0- 1	0- 0	0- 0	NEUTRAL	0- 1	0- 0	0- 0				

RPI 1-25				RPI 26-50				RPI 51-100				RPI 101+ Team's RPI: 278			
RPI	S	Opponent	Score	RPI	S	Opponent	Score	RPI	S	Opponent	Score	RPI	S	Opponent	Score
12	A	Florida St.	41 90					65	A	Chattanooga	46 67	114	A	Clemson	63 78
								65	H	Chattanooga	48 60	124	N	Duquesne	50 65
								65	N	Chattanooga	41 85	125	A	Radford	39 67
								85	A	Georgia	43 78	139	N	San Francisco	52 73
								91	A	Mercer	53 84	192	H	Campbell	48 50
								91	H	Mercer	57 59	201	A	UNCG	45 62
												201	H	UNCG	77 73
												205	A	ETSU	57 76
												205	H	ETSU	55 72
												221	A	UNC Asheville	53 62
												222	H	UT Martin	72 84
												228	A	Samford	50 51
												228	H	Samford	42 49
												232	H	High Point	73 64
												239	A	Wofford	59 68
												239	H	Wofford	69 66
												240	H	Charleston So.	58 53
												256	A	Furman	44 73
												256	H	Furman	75 72
												271	A	Eastern Ky.	72 61
												312	H	Gardner-Webb	60 68
												324	A	Florida A&M	62 61
LAST 12 Division I GAMES:															
				65	N	Chattanooga	41 85	239	H	Wofford	69 66				
				201	H	UNCG	77 73	256	H	Furman	75 72				
				65	H	Chattanooga	48 60	201	A	UNCG	45 62				
				205	H	ETSU	55 72	205	A	ETSU	57 76				
				228	A	Samford	50 51	65	A	Chattanooga	46 67				
				91	A	Mercer	53 84	91	H	Mercer	57 59				

Non-Div I Games: North Greenville 95 48

Western Caro.

■ Loss,
 ■ Non-Conf,
 ■ S Site,
 ■ Home
 ■ A Away
 N Neutral

Average RPI Win:	216	WON-LOST	WINNING	LAST 10	STRENGTH OF	OPP. STRENGTH	TEAM	ADJ.	CONF.	ADJ CONF.
Average RPI Loss:	60	RECORD	PCT. RANK	GAMES	SCHEDULE	OF SCHEDULE	RPI	RPI	RPI	RPI
DIV. I ONLY	24- 6	24	10- 0	235	132	60	60	11	11	
DIV. I NON-CONF.	8- 3	67	0- 0	268	190	90	90	10	10	
TOTALS	RPI 1-25	RPI 26-50	W-L RECORDS	RPI 51-100	RPI 101-150	RPI 150+				
24- 6	0- 1	1- 2	OVERALL	4- 2	3- 1	16- 0				
11- 1	0- 0	1- 0	HOME	2- 1	1- 0	7- 0				
10- 5	0- 0	0- 0	AWAY	1- 0	1- 0	8- 0				
3- 0	0- 0	0- 0	NEUTRAL	1- 0	1- 0	1- 0				
8- 3	0- 1	0- 1	NON-CONFERENCE	1- 0	0- 1	7- 0				
4- 0	0- 0	0- 0	HOME	1- 0	0- 0	3- 0				
4- 3	0- 1	0- 1	AWAY	0- 0	0- 1	4- 0				
0- 0	0- 0	0- 0	NEUTRAL	0- 0	0- 0	0- 0				
16- 3	0- 0	1- 1	CONFERENCE	3- 2	3- 0	9- 0				
7- 1	0- 0	1- 0	HOME	1- 1	1- 0	4- 0				
6- 2	0- 0	0- 1	AWAY	1- 1	1- 0	4- 0				
3- 0	0- 0	0- 0	NEUTRAL	1- 0	1- 0	1- 0				

RPI 1-25				RPI 26-50				RPI 51-100				Team's RPI: 60	RPI 101+			
RPI	S	Opponent	Score	RPI	S	Opponent	Score	RPI	S	Opponent	Score		RPI	S	Opponent	Score
24	A	Missouri	68 71	28	A	Marquette	61 77	62	A	IUPUI	52 66		144	A	Milwaukee	68 76
				37	A	South Dakota St.	58 73	62	H	IUPUI	72 76		149	A	Omaha	78 74
				37	H	South Dakota St.	83 77	62	N	IUPUI	77 69		149	H	Omaha	80 63
								74	H	Northern Ill.	83 79		149	N	Omaha	84 82
								76	A	South Dakota	86 78		158	A	Oral Roberts	76 62
								76	H	South Dakota	81 75		158	H	Oral Roberts	76 72
													204	A	SIUE	76 74
													229	H	Bradley	91 77
													266	A	Southeast Mo. St.	100 87
													293	A	UMKC	78 65
													299	H	Eastern Ill.	83 62
													302	H	Illinois St.	80 50
													305	A	North Dakota St.	87 60
													305	H	North Dakota St.	110 81
													309	A	Denver	80 68
													309	H	Denver	87 62
													309	N	Denver	82 39
													316	A	Fort Wayne	75 53
													316	H	Fort Wayne	77 51
													343	A	Chicago St.	54 50
LAST 12 Division I GAMES:																
				62	N	IUPUI	77 69	309	A	Denver	80 68					
				149	N	Omaha	84 82	305	A	North Dakota St.	87 60					
				309	N	Denver	82 39	149	H	Omaha	80 63					
				76	H	South Dakota	81 75	158	A	Oral Roberts	76 62					
				316	H	Fort Wayne	77 51	76	A	South Dakota	86 78					
				37	H	South Dakota St.	83 77	62	H	IUPUI	72 76					

Non-Div I Games: Graceland (IA) 118 40 Monmouth (IL) 113 29

Western Ill.

Loss, Non-Conf, S Site, H Home A Away N Neutral

Average RPI Win:	190	WON-LOST	WINNING	LAST 10	STRENGTH OF	OPP. STRENGTH	TEAM	ADJ.	CONF.	ADJ CONF.
Average RPI Loss:	78	RECORD	PCT. RANK	GAMES	SCHEDULE	OF SCHEDULE	RPI	RPI	RPI	RPI
DIV. I ONLY	26- 6	19	10- 0	120	126	40	40	14	14	
DIV. I NON-CONF.	8- 4	97	1- 0	129	109	94	94	16	16	
TOTALS	RPI 1-25	RPI 26-50	W-L RECORDS	RPI 51-100	RPI 101-150	RPI 150+				
26- 6	0- 2	1- 0	OVERALL	4- 2	6- 1	15- 1				
14- 1	0- 0	1- 0	HOME	2- 1	4- 0	7- 0				
9- 3	0- 1	0- 0	AWAY	1- 0	1- 1	7- 1				
3- 2	0- 1	0- 0	NEUTRAL	1- 1	1- 0	1- 0				
8- 4	0- 2	1- 0	NON-CONFERENCE	1- 2	1- 0	5- 0				
5- 1	0- 0	1- 0	HOME	0- 1	1- 0	3- 0				
2- 1	0- 1	0- 0	AWAY	0- 0	0- 0	2- 0				
1- 2	0- 1	0- 0	NEUTRAL	1- 1	0- 0	0- 0				
18- 2	0- 0	0- 0	CONFERENCE	3- 0	5- 1	10- 1				
9- 0	0- 0	0- 0	HOME	2- 0	3- 0	4- 0				
7- 2	0- 0	0- 0	AWAY	1- 0	1- 1	5- 1				
2- 0	0- 0	0- 0	NEUTRAL	0- 0	1- 0	1- 0				

RPI 1-25				RPI 26-50				RPI 51-100				RPI 101+			
RPI	S	Opponent	Score	RPI	S	Opponent	Score	RPI	S	Opponent	Score	RPI	S	Opponent	Score
11	A	Louisville	61 68	50	H	Indiana	85 74	53	N	George Washington	49 68	117	A	Charlotte	85 89
17	N	DePaul	69 77					82	A	Middle Tenn.	82 75	117	H	Charlotte	75 74
								82	H	Middle Tenn.	66 51	121	H	Ball St.	68 61
								84	H	UT Arlington	68 71	135	A	Old Dominion	67 62
								95	N	Kent St.	79 73	135	H	Old Dominion	79 73
								98	H	Southern Miss.	79 53	137	H	Louisiana Tech	67 58
												137	N	Louisiana Tech	77 53
												156	A	Rice	80 75
												184	A	North Texas	75 55
												184	N	North Texas	78 51
												186	A	UTSA	77 80
												191	A	UAB	62 52
												191	H	UAB	60 48
												217	H	Col. of Charleston	89 76
												251	A	Marshall	78 64
												251	H	Marshall	73 57
												262	A	Austin Peay	85 65
												271	A	Eastern Ky.	90 63
												298	H	Lipscomb	87 35
												304	A	UTEP	71 54
												310	H	FIU	90 38
												338	H	Fla. Atlantic	76 55
												349	H	Alabama A&M	96 32
LAST 12 Division I GAMES:															
137	N	Louisiana Tech	77 53	117	H	Charlotte	75 74								
184	N	North Texas	78 51	191	A	UAB	62 52								
95	N	Kent St.	79 73	82	A	Middle Tenn.	82 75								
156	A	Rice	80 75	251	A	Marshall	78 64								
184	A	North Texas	75 55	98	H	Southern Miss.	79 53								
135	H	Old Dominion	79 73	137	H	Louisiana Tech	67 58								

Non-Div I Games:

Western Ky.

■ Loss,
■ Non-Conf, S Site,
■ Home
■ Away
N Neutral

Average RPI Win:	246	WON-LOST	WINNING	LAST 10	STRENGTH OF	OPP. STRENGTH	TEAM	ADJ.	CONF.	ADJ CONF.
Average RPI Loss:	71	RECORD	PCT. RANK	GAMES	SCHEDULE	OF SCHEDULE	RPI	RPI	RPI	RPI
DIV. I ONLY	19- 13	115	5- 5	268	99	162	162	10	10	
DIV. I NON-CONF.	9- 2	37	0- 0	347	151	182	182	11	11	
TOTALS	RPI 1-25	RPI 26-50	W-L RECORDS	RPI 51-100	RPI 101-150	RPI 150+				
19- 13	0- 0	1- 6	OVERALL	1- 5	1- 2	16- 0				
9- 6	0- 0	0- 3	HOME	1- 2	0- 1	8- 0				
8- 6	0- 0	0- 0	AWAY	0- 1	1- 0	7- 0				
2- 1	0- 0	1- 0	NEUTRAL	0- 1	0- 0	1- 0				
9- 2	0- 0	0- 2	NON-CONFERENCE	0- 0	1- 0	8- 0				
4- 1	0- 0	0- 1	HOME	0- 0	0- 0	4- 0				
4- 1	0- 0	0- 1	AWAY	0- 0	1- 0	3- 0				
1- 0	0- 0	0- 0	NEUTRAL	0- 0	0- 0	1- 0				
10- 11	0- 0	1- 4	CONFERENCE	1- 5	0- 2	8- 0				
5- 5	0- 0	0- 2	HOME	1- 2	0- 1	4- 0				
4- 5	0- 0	0- 2	AWAY	0- 2	0- 1	4- 0				
1- 1	0- 0	1- 0	NEUTRAL	0- 1	0- 0	0- 0				

RPI S	Opponent	Score	RPI S	Opponent	Score	RPI S	Opponent	Score	RPI S	Opponent	Score	Team's RPI: 162
			42	H Michigan St.	64 68	72	A Ohio	67 80	121	A Ball St.	56 61	
			44	A Central Mich.	83 94	74	A Northern Ill.	62 67	121	H Ball St.	72 83	
			44	H Central Mich.	73 94	74	H Northern Ill.	90 77	141	A Detroit Mercy	75 65	
			44	N Central Mich.	67 63	74	N Northern Ill.	55 83	229	H Bradley	83 64	
			47	A Michigan	40 66	95	H Kent St.	67 71	238	A Akron	73 57	
			49	A Toledo	67 75	97	H Buffalo	47 62	238	H Akron	73 60	
			49	H Toledo	66 72				248	A Miami (OH)	85 60	
									248	H Miami (OH)	73 66	
									257	A Bowling Green	74 53	
									257	H Bowling Green	75 58	
									271	N Eastern Ky.	74 59	
									277	H Davidson	76 63	
									284	A Eastern Mich.	76 67	
									284	H Eastern Mich.	70 60	
									293	A UMKC	66 54	
									305	A North Dakota St.	68 63	
									316	H Fort Wayne	61 35	
									326	H Loyola Chicago	65 53	
									343	A Chicago St.	64 51	
LAST 12 Division I GAMES:												
			74	N Northern Ill.	55 83	121	H Ball St.	72 83				
			44	N Central Mich.	67 63	284	H Eastern Mich.	70 60				
			248	H Miami (OH)	73 66	257	A Bowling Green	74 53				
			74	H Northern Ill.	90 77	44	A Central Mich.	83 94				
			44	H Central Mich.	73 94	49	H Toledo	66 72				
			49	A Toledo	67 75	74	A Northern Ill.	62 67				

Non-Div I Games:

Western Mich.

■ Loss,
■ Non-Conf,
■ S Site,
■ H Home
■ A Away
N Neutral

Average RPI Win:	231	WON-LOST	WINNING	LAST 10	STRENGTH OF	OPP. STRENGTH	TEAM	ADJ.	CONF.	ADJ CONF.
Average RPI Loss:	109	RECORD	PCT. RANK	GAMES	SCHEDULE	OF SCHEDULE	RPI	RPI	RPI	RPI
DIV. I ONLY	15- 15	171	5- 5	142	151	173	173	16	16	
DIV. I NON-CONF.	5- 6	186	0- 0	59	60	159	159	14	14	
TOTALS	RPI 1-25	RPI 26-50	W-L RECORDS	RPI 51-100	RPI 101-150	RPI 150+				
15- 15	1- 2	0- 3	OVERALL	0- 4	1- 0	13- 6				
9- 6	1- 0	0- 2	HOME	0- 1	1- 0	7- 3				
4- 7	0- 1	0- 1	AWAY	0- 2	0- 0	4- 3				
2- 2	0- 1	0- 0	NEUTRAL	0- 1	0- 0	2- 0				
5- 6	1- 2	0- 1	NON-CONFERENCE	0- 2	1- 0	3- 1				
4- 2	1- 0	0- 1	HOME	0- 0	1- 0	2- 1				
0- 2	0- 1	0- 0	AWAY	0- 1	0- 0	0- 0				
1- 2	0- 1	0- 0	NEUTRAL	0- 1	0- 0	1- 0				
10- 9	0- 0	0- 2	CONFERENCE	0- 2	0- 0	10- 5				
5- 4	0- 0	0- 1	HOME	0- 1	0- 0	5- 2				
4- 5	0- 0	0- 1	AWAY	0- 1	0- 0	4- 3				
1- 0	0- 0	0- 0	NEUTRAL	0- 0	0- 0	1- 0				

RPI S	Opponent	Score	RPI S	Opponent	Score	RPI S	Opponent	Score	RPI S	Opponent	Score	Team's RPI: 173
6 N	Stanford	39 87	29 A	Drake	89 105	51 A	UNI	37 62	106 H	Abilene Christian	81 62	
23 H	Creighton	62 54	29 H	Drake	78 83	51 H	UNI	61 63	157 N	Northeastern	87 73	
24 A	Missouri	57 64	37 H	South Dakota St.	58 78	58 N	Purdue	49 86	164 A	Missouri St.	62 73	
						84 A	UT Arlington	70 74	164 H	Missouri St.	60 65	
									174 A	Southern Ill.	54 77	
									174 H	Southern Ill.	58 61	
									174 N	Southern Ill.	73 60	
									225 A	Evansville	74 67	
									225 H	Evansville	69 68	
									229 A	Bradley	76 69	
									229 H	Bradley	65 54	
									250 A	Indiana St.	56 42	
									250 H	Indiana St.	67 43	
									293 H	UMKC	54 56	
									302 A	Illinois St.	50 54	
									302 H	Illinois St.	67 45	
									317 H	Arkansas St.	69 51	
									326 A	Loyola Chicago	83 64	
									326 H	Loyola Chicago	65 43	
									333 H	Incarnate Word	73 63	
LAST 12 Division I GAMES:												
174 N	Southern Ill.	73 60	302 A	Illinois St.	50 54							
29 A	Drake	89 105	174 H	Southern Ill.	58 61							
51 A	UNI	37 62	225 H	Evansville	69 68							
250 H	Indiana St.	67 43	164 H	Missouri St.	60 65							
326 H	Loyola Chicago	65 43	326 A	Loyola Chicago	83 64							
229 A	Bradley	76 69	250 A	Indiana St.	56 42							

Non-Div I Games:

Wichita St.

William & Mary

Through Games Of March 10, 2017

Average RPI Win:	198	WON-LOST	WINNING	LAST 10	STRENGTH OF	OPP. STRENGTH	TEAM	ADJ.	CONF.	ADJ CONF.
Average RPI Loss:	112	RECORD	PCT. RANK	GAMES	SCHEDULE	OF SCHEDULE	RPI	RPI	RPI	RPI
DIV. I ONLY	20- 11	96	6- 4	167	115	123	123	9	9	
DIV. I NON-CONF.	10- 1	15	0- 0	306	304	95	95	8	8	
TOTALS	RPI 1-25	RPI 26-50	W-L RECORDS	RPI 51-100	RPI 101-150	RPI 150+				
20- 11	0- 0	1- 4	OVERALL	1- 2	3- 1	15- 4				
11- 5	0- 0	0- 2	HOME	1- 1	0- 1	10- 1				
8- 5	0- 0	1- 1	AWAY	0- 1	2- 0	5- 3				
1- 1	0- 0	0- 1	NEUTRAL	0- 0	1- 0	0- 0				
10- 1	0- 0	0- 0	NON-CONFERENCE	0- 1	1- 0	9- 0				
6- 1	0- 0	0- 0	HOME	0- 1	0- 0	6- 0				
4- 0	0- 0	0- 0	AWAY	0- 0	1- 0	3- 0				
0- 0	0- 0	0- 0	NEUTRAL	0- 0	0- 0	0- 0				
10- 10	0- 0	1- 4	CONFERENCE	1- 1	2- 1	6- 4				
5- 4	0- 0	0- 2	HOME	1- 0	0- 1	4- 1				
4- 5	0- 0	1- 1	AWAY	0- 1	1- 0	2- 3				
1- 1	0- 0	0- 1	NEUTRAL	0- 0	1- 0	0- 0				

RPI 1-25				RPI 26-50				RPI 51-100				RPI 101+ Team's RPI: 123			
RPI	S	Opponent	Score	RPI	S	Opponent	Score	RPI	S	Opponent	Score	RPI	S	Opponent	Score
				27	A	Elon	47 70	69	H	St. John's (NY)	57 73	135	A	Old Dominion	69 58
				27	H	Elon	58 60	78	A	Drexel	48 65	138	A	Delaware	60 49
				27	N	Elon	60 88	78	H	Drexel	74 65	138	H	Delaware	54 68
				39	A	James Madison	62 53					138	N	Delaware	59 44
				39	H	James Madison	64 79					157	A	Northeastern	68 54
												157	H	Northeastern	60 58
												171	H	East Carolina	82 72
												181	A	Hofstra	61 64
												181	H	Hofstra	81 65
												185	A	American	48 34
												212	A	Towson	60 64
												212	H	Towson	68 55
												217	A	Col. of Charleston	60 70
												217	H	Col. of Charleston	69 71
												218	A	UNCW	57 43
												218	H	UNCW	58 52
												219	H	Dartmouth	63 50
												231	H	Richmond	67 39
												243	H	Saint Francis (PA)	73 60
												283	A	Norfolk St.	65 52
												288	H	Mt. St. Mary's	68 46
												315	A	USC Upstate	49 46
												347	H	Delaware St.	82 48
LAST 12 Division I GAMES:															
				27	N	Elon	60 88	217	H	Col. of Charleston	69 71				
				138	N	Delaware	59 44	212	H	Towson	68 55				
				78	H	Drexel	74 65	78	A	Drexel	48 65				
				39	A	James Madison	62 53	181	H	Hofstra	81 65				
				218	H	UNCW	58 52	181	A	Hofstra	61 64				
				27	A	Elon	47 70	157	A	Northeastern	68 54				

Non-Div I Games:

William & Mary

■ Loss,
 ■ Non-Conf, S Site,
 ■ Home
 ■ Away
 N Neutral

Winthrop

Through Games Of March 10, 2017

Average RPI Win:	342	WON-LOST	WINNING	LAST 10	STRENGTH OF	OPP. STRENGTH	TEAM	ADJ.	CONF.	ADJ CONF.
Average RPI Loss:	198	RECORD	PCT. RANK	GAMES	SCHEDULE	OF SCHEDULE	RPI	RPI	RPI	RPI
DIV. I ONLY	1- 29	347	0- 10	221	305	345	345	28	28	
DIV. I NON-CONF.	0- 11	335	0- 0	70	169	305	305	28	28	
TOTALS	RPI 1-25	RPI 26-50	W-L RECORDS	RPI 51-100	RPI 101-150	RPI 150+				
1- 29	0- 3	0- 1	OVERALL	0- 2	0- 2	1- 21				
1- 13	0- 0	0- 0	HOME	0- 1	0- 1	1- 11				
0- 12	0- 2	0- 0	AWAY	0- 0	0- 1	0- 9				
0- 4	0- 1	0- 1	NEUTRAL	0- 1	0- 0	0- 1				
0- 11	0- 3	0- 1	NON-CONFERENCE	0- 2	0- 0	0- 5				
0- 5	0- 0	0- 0	HOME	0- 1	0- 0	0- 4				
0- 3	0- 2	0- 0	AWAY	0- 0	0- 0	0- 1				
0- 3	0- 1	0- 1	NEUTRAL	0- 1	0- 0	0- 0				
1- 18	0- 0	0- 0	CONFERENCE	0- 0	0- 2	1- 16				
1- 8	0- 0	0- 0	HOME	0- 0	0- 1	1- 7				
0- 9	0- 0	0- 0	AWAY	0- 0	0- 1	0- 8				
0- 1	0- 0	0- 0	NEUTRAL	0- 0	0- 0	0- 1				

RPI 1-25				RPI 26-50				RPI 51-100				RPI 101+ Team's RPI: 345			
RPI	S	Opponent	Score	RPI	S	Opponent	Score	RPI	S	Opponent	Score	RPI	S	Opponent	Score
7	A	Baylor	32 140	47	N	Michigan	39 76	64	N	Gonzaga	41 71	125	A	Radford	49 74
12	N	Florida St.	35 98					91	H	Mercer	48 71	125	H	Radford	50 60
25	A	Ohio St.	48 88									192	A	Campbell	32 61
												192	H	Campbell	35 70
												205	A	ETSU	45 62
												216	A	Presbyterian	50 64
												216	H	Presbyterian	39 78
												217	H	Col. of Charleston	64 95
												221	A	UNC Asheville	55 71
												221	H	UNC Asheville	53 68
												232	A	High Point	43 88
												232	H	High Point	57 70
												235	A	Liberty	51 80
												235	H	Liberty	63 78
												238	H	Akron	59 80
												240	A	Charleston So.	52 71
												240	H	Charleston So.	58 70
												282	H	Tennessee Tech	50 73
												312	A	Gardner-Webb	57 63
												312	H	Gardner-Webb	54 89
												312	N	Gardner-Webb	43 82
												342	A	Longwood	78 83
												342	H	Longwood	78 72
												348	H	South Carolina St.	55 63
LAST 12 Division I GAMES:															
312	N	Gardner-Webb	43 82	192	H	Campbell	35 70	342	A	Longwood	78 83	342	H	Longwood	78 72
240	H	Charleston So.	58 70	232	H	High Point	57 70	125	A	Radford	49 74	312	H	Gardner-Webb	54 89
216	A	Presbyterian	50 64	125	A	Radford	49 74	235	A	Liberty	51 80				
235	H	Liberty	63 78	312	H	Gardner-Webb	54 89								
221	A	UNC Asheville	55 71												
312	A	Gardner-Webb	57 63												

Non-Div I Games: N.C. Wesleyan 89 40

Winthrop

Loss, Non-Conf, S Site, H Home A Away N Neutral

Average RPI Win: 223	WON-LOST	WINNING	LAST 10	STRENGTH OF	OPP. STRENGTH	TEAM	ADJ.	CONF.	ADJ CONF.
Average RPI Loss: 83	RECORD	PCT. RANK	GAMES	SCHEDULE	OF SCHEDULE	RPI	RPI	RPI	RPI
DIV. I ONLY	9- 22	285	4- 6	75	76	208	208	6	6
DIV. I NON-CONF.	5- 8	218	0- 0	116	171	199	199	6	6
TOTALS	RPI 1-25	RPI 26-50	W-L RECORDS	RPI 51-100	RPI 101-150	RPI 150+			
9- 22	0- 3	1- 7	OVERALL	0- 5	0- 4	8- 3			
5- 10	0- 1	0- 5	HOME	0- 1	0- 1	5- 2			
2- 10	0- 2	1- 1	AWAY	0- 4	0- 2	1- 1			
2- 2	0- 0	0- 1	NEUTRAL	0- 0	0- 1	2- 0			
5- 8	0- 0	1- 2	NON-CONFERENCE	0- 0	0- 4	4- 2			
2- 5	0- 0	0- 2	HOME	0- 0	0- 1	2- 2			
2- 2	0- 0	1- 0	AWAY	0- 0	0- 2	1- 0			
1- 1	0- 0	0- 0	NEUTRAL	0- 0	0- 1	1- 0			
4- 14	0- 3	0- 5	CONFERENCE	0- 5	0- 0	4- 1			
3- 5	0- 1	0- 3	HOME	0- 1	0- 0	3- 0			
0- 8	0- 2	0- 1	AWAY	0- 4	0- 0	0- 1			
1- 1	0- 0	0- 1	NEUTRAL	0- 0	0- 0	1- 0			

RPI	S	Opponent	Score	RPI	S	Opponent	Score	RPI	S	Opponent	Score	RPI	S	Opponent	Score	Team's RPI: 208
16	A	Maryland	40 89	26	A	Green Bay	54 53	58	H	Purdue	57 79	117	A	Charlotte	48 63	
25	A	Ohio St.	61 70	28	H	Marquette	75 81	63	A	Iowa	60 71	118	N	Ole Miss	44 69	
25	H	Ohio St.	68 96	33	H	Dayton	64 83	68	A	Northwestern	43 63	120	H	North Carolina	59 72	
				42	H	Michigan St.	57 81	73	A	Minnesota	60 88	144	A	Milwaukee	63 80	
				42	N	Michigan St.	63 70	87	A	Penn St.	46 76	151	H	Idaho St.	35 42	
				47	A	Michigan	66 75					196	H	Nebraska	82 56	
				47	H	Michigan	56 73					207	H	Illinois	59 55	
				50	H	Indiana	54 78					224	A	Rutgers	52 68	
												224	H	Rutgers	53 41	
												224	N	Rutgers	61 55	
												243	H	Saint Francis (PA)	100 103	
												253	N	Tennessee St.	80 70	
												259	H	Butler	60 55	
												302	A	Illinois St.	64 46	
												313	H	Mississippi Val.	103 61	
LAST 12 Division I GAMES:																
		42	N	Michigan St.	63 70	47	A	Michigan	66 75							
		224	N	Rutgers	61 55	196	H	Nebraska	82 56							
		63	A	Iowa	60 71	25	H	Ohio St.	68 96							
		207	H	Illinois	59 55	68	A	Northwestern	43 63							
		224	H	Rutgers	53 41	50	H	Indiana	54 78							
		16	A	Maryland	40 89	42	H	Michigan St.	57 81							

Non-Div I Games:

Wisconsin

 Loss,
 Non-Conf,
 S Site,
 H Home
 A Away
N Neutral

RPI 1-25				RPI 26-50				RPI 51-100				RPI 101+				Team's RPI: 239	
RPI	S	Opponent	Score	RPI	S	Opponent	Score	RPI	S	Opponent	Score	RPI	S	Opponent	Score		
				38	A	North Carolina St.	40 80	65	A	Chattanooga	56 76	149	A	Omaha	64 89		
								65	H	Chattanooga	61 71	201	A	UNCG	61 67		
								83	N	Florida	51 74	201	H	UNCG	54 48		
								91	A	Mercer	39 54	205	A	ETSU	54 52		
								91	H	Mercer	46 61	205	H	ETSU	69 77		
								91	N	Mercer	42 67	218	A	UNCW	71 67		
								93	N	Jacksonville	60 66	221	A	UNC Asheville	65 84		
												228	A	Samford	54 57		
												228	H	Samford	48 55		
												240	A	Charleston So.	59 45		
												255	H	Coastal Caro.	67 62		
												256	A	Furman	60 65		
												256	H	Furman	49 69		
												272	A	Kennesaw St.	78 49		
												278	A	Western Caro.	66 69		
												278	H	Western Caro.	68 59		
												292	A	North Florida	79 60		
												312	H	Gardner-Webb	75 66		
												335	A	N.C. Central	64 54		
												348	H	South Carolina St.	66 65		
LAST 12 Division I GAMES:																	
				91	N	Mercer	42 67	278	A	Western Caro.	66 69						
				65	A	Chattanooga	56 76	201	A	UNCG	61 67						
				205	A	ETSU	54 52	205	H	ETSU	69 77						
				228	H	Samford	48 55	65	H	Chattanooga	61 71						
				91	H	Mercer	46 61	91	A	Mercer	39 54						
				256	A	Furman	60 65	228	A	Samford	54 57						

116 74

Page 378

[illegible]

Cincinnati Christia85 61

Page 379

Wyoming

Through Games Of March 10, 2017

Average RPI Win:	213	WON-LOST	WINNING	LAST 10	STRENGTH OF	OPP. STRENGTH	TEAM	ADJ.	CONF.	ADJ CONF.
Average RPI Loss:	86	RECORD	PCT. RANK	GAMES	SCHEDULE	OF SCHEDULE	RPI	RPI	RPI	RPI
DIV. I ONLY	19- 9	74	6- 4	178	139	101	101	13	13	
DIV. I NON-CONF.	6- 3	97	0- 0	276	179	152	152	15	15	
TOTALS	RPI 1-25	RPI 26-50	W-L RECORDS	RPI 51-100	RPI 101-150	RPI 150+				
19- 9	0- 0	0- 4	OVERALL	2- 1	3- 4	14- 0				
12- 2	0- 0	0- 1	HOME	2- 0	2- 1	8- 0				
7- 6	0- 0	0- 3	AWAY	0- 1	1- 2	6- 0				
0- 1	0- 0	0- 0	NEUTRAL	0- 0	0- 1	0- 0				
6- 3	0- 0	0- 2	NON-CONFERENCE	1- 0	1- 1	4- 0				
4- 1	0- 0	0- 0	HOME	1- 0	0- 1	3- 0				
2- 2	0- 0	0- 2	AWAY	0- 0	1- 0	1- 0				
0- 0	0- 0	0- 0	NEUTRAL	0- 0	0- 0	0- 0				
13- 6	0- 0	0- 2	CONFERENCE	1- 1	2- 3	10- 0				
8- 1	0- 0	0- 1	HOME	1- 0	2- 0	5- 0				
5- 4	0- 0	0- 1	AWAY	0- 1	0- 2	5- 0				
0- 1	0- 0	0- 0	NEUTRAL	0- 0	0- 1	0- 0				

RPI S	Opponent	Score	RPI S	Opponent	Score	RPI S	Opponent	Score	RPI S	Opponent	Score	Team's RPI: 101
29	A Drake	50 63	54	A Colorado St.	54 61	107	A UNLV	46 51				
42	A Michigan St.	51 63	54	H Colorado St.	56 49	107	H UNLV	79 57				
48	A Boise St.	54 64	76	H South Dakota	69 62	109	A Colorado	82 75				
48	H Boise St.	43 53				146	A Fresno St.	47 52				
						146	H Fresno St.	70 48				
						146	N Fresno St.	48 58				
						150	H Idaho	71 74				
						152	A New Mexico	60 58				
						152	H New Mexico	68 52				
						188	A Utah St.	71 48				
						188	H Utah St.	59 40				
						203	A San Jose St.	68 59				
						203	H San Jose St.	89 60				
						269	H San Diego St.	80 67				
						285	A Nevada	72 59				
						291	H Southern Utah	68 48				
						309	H Denver	59 49				
						322	A Air Force	66 54				
						322	H Air Force	73 41				
						323	A Montana	67 42				
						346	H Cal St. Fullerton	61 26				
LAST 12 Division I GAMES:												
146	N Fresno St.	48 58	188	H Utah St.	59 40							
203	A San Jose St.	68 59	146	A Fresno St.	47 52							
54	H Colorado St.	56 49	322	H Air Force	73 41							
152	A New Mexico	60 58	269	H San Diego St.	80 67							
48	H Boise St.	43 53	48	A Boise St.	54 64							
54	A Colorado St.	54 61	107	A UNLV	46 51							

Non-Div I Games: Adams St. 79 40 Chadron St. 74 50

Wyoming

Loss, Non-Conf, S Site, H Home A Away N Neutral

Average RPI Win: 233	WON-LOST	WINNING	LAST 10	STRENGTH OF	OPP. STRENGTH	TEAM	ADJ.	CONF.	ADJ CONF.
Average RPI Loss: 82	RECORD	PCT. RANK	GAMES	SCHEDULE	OF SCHEDULE	RPI	RPI	RPI	RPI
DIV. I ONLY	12- 18	224	2- 8	151	82	206	206	7	7
DIV. I NON-CONF.	8- 3	67	0- 0	245	246	129	129	7	7
TOTALS	RPI 1-25	RPI 26-50	W-L RECORDS	RPI 51-100	RPI 101-150	RPI 150+			
12- 18	0- 5	1- 2	OVERALL	0- 8	0- 0	11- 3			
8- 7	0- 2	1- 1	HOME	0- 3	0- 0	7- 1			
3- 8	0- 2	0- 1	AWAY	0- 4	0- 0	3- 1			
1- 3	0- 1	0- 0	NEUTRAL	0- 1	0- 0	1- 1			
8- 3	0- 1	1- 0	NON-CONFERENCE	0- 2	0- 0	7- 0			
6- 0	0- 0	1- 0	HOME	0- 0	0- 0	5- 0			
1- 1	0- 0	0- 0	AWAY	0- 1	0- 0	1- 0			
1- 2	0- 1	0- 0	NEUTRAL	0- 1	0- 0	1- 0			
4- 15	0- 4	0- 2	CONFERENCE	0- 6	0- 0	4- 3			
2- 7	0- 2	0- 1	HOME	0- 3	0- 0	2- 1			
2- 7	0- 2	0- 1	AWAY	0- 3	0- 0	2- 1			
0- 1	0- 0	0- 0	NEUTRAL	0- 0	0- 0	0- 1			

RPI 1-25				RPI 26-50				RPI 51-100				RPI 101+ Team's RPI: 206			
RPI	S	Opponent	Score	RPI	S	Opponent	Score	RPI	S	Opponent	Score	RPI	S	Opponent	Score
17	A	DePaul	69 85	28	A	Marquette	61 85	66	A	Villanova	71 76	182	A	Cincinnati	72 61
17	H	DePaul	43 70	28	H	Marquette	71 86	66	H	Villanova	47 72	195	A	Providence	54 51
19	N	Oklahoma	69 81	47	H	Michigan	61 58	69	A	St. John's (NY)	55 64	195	H	Providence	67 57
23	A	Creighton	52 63					69	H	St. John's (NY)	48 65	198	A	Seton Hall	62 71
23	H	Creighton	57 67					71	A	Georgetown	63 81	198	H	Seton Hall	72 64
								71	H	Georgetown	64 69	253	H	Tennessee St.	63 54
								86	A	Wake Forest	45 58	259	A	Butler	53 43
								98	N	Southern Miss.	59 73	259	H	Butler	62 65
												259	N	Butler	66 68
												266	H	Southeast Mo. St.	54 48
												272	N	Kennesaw St.	75 52
												287	H	Ark.-Pine Bluff	62 41
												292	H	North Florida	83 46
												347	H	Delaware St.	86 53
LAST 12 Division I GAMES:															
259	N	Butler	66 68	17	H	DePaul	43 70								
195	H	Providence	67 57	259	A	Butler	53 43								
23	H	Creighton	57 67	69	A	St. John's (NY)	55 64								
71	A	Georgetown	63 81	198	A	Seton Hall	62 71								
66	A	Villanova	71 76	66	H	Villanova	47 72								
28	H	Marquette	71 86	71	H	Georgetown	64 69								

Non-Div I Games:

Xavier

Average RPI Win:	203	WON-LOST	WINNING	LAST 10	STRENGTH OF	OPP. STRENGTH	TEAM	ADJ.	CONF.	ADJ CONF.
Average RPI Loss:	130	RECORD	PCT. RANK	GAMES	SCHEDULE	OF SCHEDULE	RPI	RPI	RPI	RPI
DIV. I ONLY	15- 12	136	5- 5	140	159	133	133	8	8	
DIV. I NON-CONF.	9- 4	85	0- 0	273	277	120	120	9	9	
TOTALS	RPI 1-25	RPI 26-50	W-L RECORDS	RPI 51-100	RPI 101-150	RPI 150+				
15- 12	0- 1	1- 1	OVERALL	2- 1	1- 4	11- 5				
7- 4	0- 0	1- 0	HOME	1- 0	1- 2	4- 2				
8- 8	0- 1	0- 1	AWAY	1- 1	0- 2	7- 3				
0- 0	0- 0	0- 0	NEUTRAL	0- 0	0- 0	0- 0				
9- 4	0- 1	0- 0	NON-CONFERENCE	1- 0	1- 0	7- 3				
3- 1	0- 0	0- 0	HOME	0- 0	1- 0	2- 1				
6- 3	0- 1	0- 0	AWAY	1- 0	0- 0	5- 2				
0- 0	0- 0	0- 0	NEUTRAL	0- 0	0- 0	0- 0				
6- 8	0- 0	1- 1	CONFERENCE	1- 1	0- 4	4- 2				
4- 3	0- 0	1- 0	HOME	1- 0	0- 2	2- 1				
2- 5	0- 0	0- 1	AWAY	0- 1	0- 2	2- 1				
0- 0	0- 0	0- 0	NEUTRAL	0- 0	0- 0	0- 0				

RPI 1-25				RPI 26-50				RPI 51-100				RPI 101+				Team's RPI: 133	
RPI	S	Opponent	Score	RPI	S	Opponent	Score	RPI	S	Opponent	Score	RPI	S	Opponent	Score		
6	A	Stanford	44 102	43	A	Harvard	56 76	56	A	Penn	55 66	110	H	Albany (NY)	64 53		
				43	H	Harvard	57 52	56	H	Penn	61 48	116	A	Princeton	62 74		
								77	A	New Hampshire	64 58	116	H	Princeton	47 69		
												127	A	Cornell	49 59		
												127	H	Cornell	63 76		
												155	A	Brown	73 76		
												155	H	Brown	73 51		
												159	A	Army West Point	55 59		
												177	H	Boston College	64 71		
												194	A	Columbia	55 47		
												194	H	Columbia	68 72		
												197	A	UC Santa Barbara	64 60		
												210	H	Binghamton	57 48		
												219	A	Dartmouth	57 50		
												219	H	Dartmouth	58 44		
												274	H	Vermont	77 48		
												280	A	Manhattan	57 63		
												302	A	Illinois St.	59 45		
												318	A	Holy Cross	71 70		
												336	A	LIU Brooklyn	75 44		
												341	A	Wagner	66 52		
LAST 12 Division I GAMES:																	
				194	A	Columbia	55 47	43	A	Harvard	56 76						
				127	A	Cornell	49 59	219	A	Dartmouth	57 50						
				219	H	Dartmouth	58 44	127	H	Cornell	63 76						
				43	H	Harvard	57 52	194	H	Columbia	68 72						
				56	H	Penn	61 48	155	H	Brown	73 51						
				116	H	Princeton	47 69	155	A	Brown	73 76						

Non-Div I Games:

Yale

■ Loss,
 ■ Non-Conf, S Site,
 ■ Home
 ■ Away
 N Neutral

Average RPI Win:	277	WON-LOST	WINNING	LAST 10	STRENGTH OF	OPP. STRENGTH	TEAM	ADJ.	CONF.	ADJ CONF.
Average RPI Loss:	172	RECORD	PCT. RANK	GAMES	SCHEDULE	OF SCHEDULE	RPI	RPI	RPI	RPI
DIV. I ONLY	7- 21	306	2- 8	277	226	319	319	18	18	
DIV. I NON-CONF.	2- 7	284	0- 0	309	222	330	330	21	21	
TOTALS	RPI 1-25	RPI 26-50	W-L RECORDS	RPI 51-100	RPI 101-150	RPI 150+				
7- 21	0- 0	0- 2	OVERALL	0- 1	0- 7	7- 11				
5- 8	0- 0	0- 1	HOME	0- 0	0- 4	5- 3				
1- 12	0- 0	0- 1	AWAY	0- 1	0- 3	1- 7				
1- 1	0- 0	0- 0	NEUTRAL	0- 0	0- 0	1- 1				
2- 7	0- 0	0- 0	NON-CONFERENCE	0- 1	0- 1	2- 5				
1- 3	0- 0	0- 0	HOME	0- 0	0- 1	1- 2				
0- 4	0- 0	0- 0	AWAY	0- 1	0- 0	0- 3				
1- 0	0- 0	0- 0	NEUTRAL	0- 0	0- 0	1- 0				
5- 14	0- 0	0- 2	CONFERENCE	0- 0	0- 6	5- 6				
4- 5	0- 0	0- 1	HOME	0- 0	0- 3	4- 1				
1- 8	0- 0	0- 1	AWAY	0- 0	0- 3	1- 4				
0- 1	0- 0	0- 0	NEUTRAL	0- 0	0- 0	0- 1				

RPI S	Opponent	Score	RPI S	Opponent	Score	RPI S	Opponent	Score	RPI S	Opponent	Score	Team's RPI: 319
26	A Green Bay	41 75	26	H Green Bay	51 84	95	A Kent St.	60 75	127	H Cornell	75 80	
									141	A Detroit Mercy	63 80	
									141	H Detroit Mercy	67 83	
									142	A Wright St.	58 71	
									142	H Wright St.	64 68	
									144	A Milwaukee	82 86	
									144	H Milwaukee	74 78	
									153	A Oakland	54 80	
									153	H Oakland	58 80	
									163	A Pittsburgh	50 63	
									180	A Cleveland St.	68 71	
									180	H Cleveland St.	92 67	
									185	H American	64 77	
									238	H Akron	74 76	
									241	A Hawaii	50 72	
									243	H Saint Francis (PA)	69 68	
									286	N Sacramento St.	102 94	
									290	A Valparaiso	60 77	
									290	H Valparaiso	76 70	
									290	N Valparaiso	62 79	
									294	A Northern Ariz.	49 70	
									297	A Northern Ky.	81 87	
									297	H Northern Ky.	77 73	
									320	A Ill.-Chicago	65 59	
									320	H Ill.-Chicago	70 54	
LAST 12 Division I GAMES:												
290	N	Valparaiso	62	79	144	A	Milwaukee	82	86			
141	H	Detroit Mercy	67	83	320	A	Ill.-Chicago	65	59			
153	H	Oakland	58	80	290	A	Valparaiso	60	77			
142	H	Wright St.	64	68	144	H	Milwaukee	74	78			
297	H	Northern Ky.	77	73	26	H	Green Bay	51	84			
26	A	Green Bay	41	75	153	A	Oakland	54	80			

Non-Div I Games: Point Park 84 71 Tiffin 84 62

Youngstown St.

Loss, Non-Conf, S Site, H Home A Away N Neutral