

Team Statistics				Through Games of March 17, 2019						
Average RPI Win:	274	WON-LOST	WINNING	LAST 10	STRENGTH OF	OPP. STRENGTH	TEAM	ADJ.	CONF.	ADJ CONF.
Average RPI Loss:	213	RECORD	PCT. RANK	GAMES	SCHEDULE	OF SCHEDULE	RPI	RPI	RPI	RPI
DIV. I ONLY	13- 13	172	6- 4	337	300	259	259	28	28	
DIV. I NON-CONF.	3- 7	250	0- 0	306	280	315	315	27	27	

TOTALS	RPI 1-25	RPI 26-50		W-L RECORDS		RPI 51-100	RPI 101-150	RPI 150+		
13- 13	0- 0	0- 0		OVERALL		0- 0	0- 3	13- 10		
6- 6	0- 0	0- 0		HOME		0- 0	0- 1	6- 5		
6- 7	0- 0	0- 0		AWAY		0- 0	0- 2	6- 5		
1- 0	0- 0	0- 0		NEUTRAL		0- 0	0- 0	1- 0		
3- 7	0- 0	0- 0		NON-CONFERENCE		0- 0	0- 1	3- 6		
1- 4	0- 0	0- 0		HOME		0- 0	0- 0	1- 4		
1- 3	0- 0	0- 0		AWAY		0- 0	0- 1	1- 2		
1- 0	0- 0	0- 0		NEUTRAL		0- 0	0- 0	1- 0		
10- 6	0- 0	0- 0		CONFERENCE		0- 0	0- 2	10- 4		
5- 2	0- 0	0- 0		HOME		0- 0	0- 1	5- 1		
5- 4	0- 0	0- 0		AWAY		0- 0	0- 1	5- 3		
0- 0	0- 0	0- 0		NEUTRAL		0- 0	0- 0	0- 0		

[illegible]

Non-Div I Games: Huston-Tillotson 99 33

A&M-Corpus Christi

Loss, Non-Conf, S Site, H Home A Away N Neutral

Average RPI Win: 283	WON-LOST	WINNING	LAST 10	STRENGTH OF	OPP. STRENGTH	TEAM	ADJ.	CONF.	ADJ CONF.
Average RPI Loss: 199	RECORD	PCT. RANK	GAMES	SCHEDULE	OF SCHEDULE	RPI	RPI	RPI	RPI
DIV. I ONLY	12- 11	161	6- 3	342	290	261	261	28	28
DIV. I NON-CONF.	4- 3	136	0- 0	305	239	174	174	27	27
TOTALS	RPI 1-25	RPI 26-50	W-L RECORDS	RPI 51-100	RPI 101-150	RPI 150+			
12- 11	0- 0	0- 0	OVERALL	0- 1	1- 2	11- 8			
6- 5	0- 0	0- 0	HOME	0- 0	1- 1	5- 4			
5- 6	0- 0	0- 0	AWAY	0- 1	0- 1	5- 4			
1- 0	0- 0	0- 0	NEUTRAL	0- 0	0- 0	1- 0			
4- 3	0- 0	0- 0	NON-CONFERENCE	0- 1	1- 1	3- 1			
2- 0	0- 0	0- 0	HOME	0- 0	1- 0	1- 0			
1- 3	0- 0	0- 0	AWAY	0- 1	0- 1	1- 1			
1- 0	0- 0	0- 0	NEUTRAL	0- 0	0- 0	1- 0			
8- 8	0- 0	0- 0	CONFERENCE	0- 0	0- 1	8- 7			
4- 5	0- 0	0- 0	HOME	0- 0	0- 1	4- 4			
4- 3	0- 0	0- 0	AWAY	0- 0	0- 0	4- 3			
0- 0	0- 0	0- 0	NEUTRAL	0- 0	0- 0	0- 0			

RPI 1-25			RPI 26-50			RPI 51-100			RPI 101+			Team's RPI: 261
RPI	S	Opponent	Score	RPI	S	Opponent	Score	RPI	S	Opponent	Score	
						73 A Kansas St.	53 68	121 A Texas Tech			44 61	
								128 H Stephen F. Austin			69 71	
								143 H Eastern Wash.			79 72	
								182 A UTSA			57 70	
								189 A Lamar			72 76	
								189 H Lamar			58 73	
								214 A Northwestern St.			56 61	
								222 A McNeese St.			75 59	
								225 H Nicholls St.			39 63	
								233 N George Mason			88 86	
								247 H Central Ark.			60 66	
								259 H A&M-Corpus Christi			76 41	
								288 A Houston Baptist			53 50	
								288 H Houston Baptist			68 53	
								302 A Sam Houston St.			63 48	
								302 H Sam Houston St.			58 63	
								318 A New Orleans			50 71	
								321 A Southeastern La.			83 65	
								321 H Southeastern La.			75 74	
								338 H Incarnate Word			78 54	
								341 A UMKC			80 55	
								345 H Air Force			80 44	
LAST 12 Division I GAMES:												
318	A	New Orleans	50 71	189	H	Lamar	58 73					
288	H	Houston Baptist	68 53	189	A	Lamar	72 76					
321	A	Southeastern La.	83 65	288	A	Houston Baptist	53 50					
259	H	A&M-Corpus Christi	76 41	338	H	Incarnate Word	78 54					
302	A	Sam Houston St.	63 48	302	H	Sam Houston St.	58 63					
321	H	Southeastern La.	75 74	128	H	Stephen F. Austin	69 71					

Non-Div I Games: Howard Payne 102 60 Angelo St. 70 55 Wayland Baptist 91 64 Southwestern Christ100 52
Abilene Christian

Loss, Non-Conf, S Site, H Home A Away N Neutral

Average RPI Win:	275	WON-LOST	WINNING	LAST 10	STRENGTH OF	OPP. STRENGTH	TEAM	ADJ.	CONF.	ADJ CONF.
Average RPI Loss:	202	RECORD	PCT. RANK	GAMES	SCHEDULE	OF SCHEDULE	RPI	RPI	RPI	RPI
DIV. I ONLY	2- 26	346	1- 9	275	284	345	345	22	22	
DIV. I NON-CONF.	1- 10	329	0- 0	234	347	340	340	19	19	
TOTALS	RPI 1-25	RPI 26-50	W-L RECORDS	RPI 51-100	RPI 101-150	RPI 150+				
2- 26	0- 0	0- 0	OVERALL	0- 3	0- 5	2- 18				
2- 10	0- 0	0- 0	HOME	0- 1	0- 2	2- 7				
0- 16	0- 0	0- 0	AWAY	0- 2	0- 3	0- 11				
0- 0	0- 0	0- 0	NEUTRAL	0- 0	0- 0	0- 0				
1- 10	0- 0	0- 0	NON-CONFERENCE	0- 1	0- 1	1- 8				
1- 3	0- 0	0- 0	HOME	0- 0	0- 0	1- 3				
0- 7	0- 0	0- 0	AWAY	0- 1	0- 1	0- 5				
0- 0	0- 0	0- 0	NEUTRAL	0- 0	0- 0	0- 0				
1- 16	0- 0	0- 0	CONFERENCE	0- 2	0- 4	1- 10				
1- 7	0- 0	0- 0	HOME	0- 1	0- 2	1- 4				
0- 9	0- 0	0- 0	AWAY	0- 1	0- 2	0- 6				
0- 0	0- 0	0- 0	NEUTRAL	0- 0	0- 0	0- 0				

RPI S	Opponent	Score	RPI S	Opponent	Score	RPI S	Opponent	Score	RPI S	Opponent	Score	Team's RPI: 345
						68	A Colorado St.	42 62	115	A Bakersfield	56 96	
						68	H Colorado St.	49 85	116	A New Mexico	46 69	
						89	A Army	35 79	116	H New Mexico	47 70	
									135	A Boise St.	54 81	
									135	H Boise St.	69 88	
									151	A Northern Colo.	35 76	
									173	A SIUE	51 86	
									206	A Wyoming	51 74	
									220	A UNLV	61 82	
									220	H UNLV	79 91	
									221	A San Diego St.	47 70	
									221	H San Diego St.	65 74	
									228	H Santa Clara	64 85	
									239	H Southern Utah	57 73	
									252	H Weber St.	53 71	
									257	A San Jose St.	64 91	
									257	H San Jose St.	83 80	
									261	A Abilene Christian	44 80	
									274	A Utah St.	50 84	
									274	H Utah St.	53 69	
									287	A Nevada	42 74	
									287	H Nevada	53 76	
									293	H Omaha	65 57	
									309	A Denver	66 107	
									326	A Utah Valley	44 58	
LAST 12 Division I GAMES:												
274	A	Utah St.	50	84	116	A	New Mexico	46	69			
287	A	Nevada	42	74	220	H	UNLV	79	91			
68	H	Colorado St.	49	85	257	H	San Jose St.	83	80			
220	A	UNLV	61	82	135	A	Boise St.	54	81			
135	H	Boise St.	69	88	221	A	San Diego St.	47	70			
206	A	Wyoming	51	74	274	H	Utah St.	53	69			

Non-Div I Games:

Air Force

■ Loss,
 ■ Non-Conf, S Site,
 ■ Home
 ■ Away
 N Neutral

Average RPI Win: 204	WON-LOST	WINNING	LAST 10	STRENGTH OF	OPP. STRENGTH	TEAM	ADJ.	CONF.	ADJ CONF.
Average RPI Loss: 112	RECORD	PCT. RANK	GAMES	SCHEDULE	OF SCHEDULE	RPI	RPI	RPI	RPI
DIV. I ONLY	19- 7	44	6- 4	181	180	79	79	15	15
DIV. I NON-CONF.	9- 1	21	0- 0	282	212	60	60	17	17
TOTALS	RPI 1-25	RPI 26-50	W-L RECORDS	RPI 51-100	RPI 101-150	RPI 150+			
19- 7	0- 0	0- 0	OVERALL	1- 4	5- 2	13- 1			
11- 2	0- 0	0- 0	HOME	1- 1	4- 1	6- 0			
6- 5	0- 0	0- 0	AWAY	0- 3	1- 1	5- 1			
2- 0	0- 0	0- 0	NEUTRAL	0- 0	0- 0	2- 0			
9- 1	0- 0	0- 0	NON-CONFERENCE	0- 1	1- 0	8- 0			
5- 0	0- 0	0- 0	HOME	0- 0	1- 0	4- 0			
2- 1	0- 0	0- 0	AWAY	0- 1	0- 0	2- 0			
2- 0	0- 0	0- 0	NEUTRAL	0- 0	0- 0	2- 0			
10- 6	0- 0	0- 0	CONFERENCE	1- 3	4- 2	5- 1			
6- 2	0- 0	0- 0	HOME	1- 1	3- 1	2- 0			
4- 4	0- 0	0- 0	AWAY	0- 2	1- 1	3- 1			
0- 0	0- 0	0- 0	NEUTRAL	0- 0	0- 0	0- 0			

RPI 1-25			RPI 26-50			RPI 51-100			Team's RPI: 79	RPI 101+		
RPI	S	Opponent	Score	RPI	S	Opponent	Score	RPI	S	Opponent	Score	
						52	A Ohio	60	72	104	A Toledo	102 101
						52	H Ohio	55	71	104	H Toledo	82 56
						69	A Youngstown St.	62	75	110	H UNI	82 73
						92	A Western Mich.	61	67	133	H Eastern Mich.	65 48
						92	H Western Mich.	69	66	134	A Buffalo	80 87
										134	H Buffalo	81 70
										137	H Ball St.	73 77
										156	A Central Mich.	74 72
										165	H Northern Ky.	82 49
										180	N Siena	90 74
										191	N Belmont	73 58
										243	H Morehead St.	89 61
										248	A Bethune-Cookman	81 63
										249	A Northern Ill.	56 62
										263	A UCF	73 64
										268	H Valparaiso	100 65
										283	A Miami (OH)	65 47
										290	A Kent St.	54 53
										290	H Kent St.	74 67
										294	H Bowling Green	67 59
										324	H Binghamton	80 49
LAST 12 Division I GAMES:												
134	A	Buffalo	80	87	92	H	Western Mich.	69	66			
290	A	Kent St.	54	53	290	H	Kent St.	74	67			
52	H	Ohio	55	71	52	A	Ohio	60	72			
104	H	Toledo	82	56	156	A	Central Mich.	74	72			
134	H	Buffalo	81	70	137	H	Ball St.	73	77			
249	A	Northern Ill.	56	62	283	A	Miami (OH)	65	47			

Non-Div I Games: Ohio Christian 97 62

Akron

■ Loss,
 ■ Non-Conf, S Site,
 ■ Home
 ■ Away
 N Neutral

Alabama

Through Games Of March 1, 2015

Average RPI Win: 219	WON-LOST	WINNING	LAST 10	STRENGTH OF	OPP. STRENGTH	TEAM	ADJ.	CONF.	ADJ CONF.
Average RPI Loss: 65	RECORD	PCT. RANK	GAMES	SCHEDULE	OF SCHEDULE	RPI	RPI	RPI	RPI
DIV. I ONLY	13- 18	229	1- 9	54	65	183	183	2	2
DIV. I NON-CONF.	11- 4	69	0- 0	267	256	168	168	4	4
TOTALS	RPI 1-25	RPI 26-50	W-L RECORDS	RPI 51-100	RPI 101-150	RPI 150+			
13- 18	0- 5	1- 5	OVERALL	1- 4	3- 1	8- 3			
10- 9	0- 3	1- 2	HOME	1- 1	1- 1	7- 2			
1- 8	0- 2	0- 2	AWAY	0- 3	1- 0	0- 1			
2- 1	0- 0	0- 1	NEUTRAL	0- 0	1- 0	1- 0			
11- 4	0- 1	1- 1	NON-CONFERENCE	0- 0	3- 0	7- 2			
8- 3	0- 1	1- 0	HOME	0- 0	1- 0	6- 2			
1- 0	0- 0	0- 0	AWAY	0- 0	1- 0	0- 0			
2- 1	0- 0	0- 1	NEUTRAL	0- 0	1- 0	1- 0			
2- 14	0- 4	0- 4	CONFERENCE	1- 4	0- 1	1- 1			
2- 6	0- 2	0- 2	HOME	1- 1	0- 1	1- 0			
0- 8	0- 2	0- 2	AWAY	0- 3	0- 0	0- 1			
0- 0	0- 0	0- 0	NEUTRAL	0- 0	0- 0	0- 0			

RPI	S	Opponent	Score	RPI	S	Opponent	Score	RPI	S	Opponent	Score	RPI	S	Opponent	Score	Team's RPI: 183
2	A	Tennessee	56 77	26	A	Mississippi St.	50 66	62	H	Vanderbilt	52 55	102	A	Kansas	85 80	
4	A	South Carolina	54 85	26	H	Mississippi St.	55 57	65	A	Georgia	47 64	126	H	UT Martin	68 55	
4	H	South Carolina	59 102	28	A	Texas A&M	49 70	71	A	LSU	39 51	131	N	Temple	58 51	
9	H	Kentucky	66 78	31	N	Quinnipiac	66 73	96	H	Missouri	67 64	147	H	Florida	49 53	
13	H	Duke	40 90	36	H	Nebraska	53 51	97	A	Ole Miss	63 77	154	A	Auburn	73 80	
				46	H	Arkansas	42 53					154	H	Auburn	51 50	
												181	H	Mercer	39 46	
												197	H	Jacksonville St.	62 64	
												218	H	USC Upstate	74 65	
												292	N	Georgetown	72 58	
												318	H	New Orleans	87 58	
												336	H	Florida A&M	60 44	
												339	H	Ark.-Pine Bluff	71 27	
												344	H	Alabama A&M	75 44	
												349	H	Mississippi Val.	71 40	
LAST 12 Division I GAMES:																
154	A	Auburn	73 80	71	A	LSU	39 51									
147	H	Florida	49 53	46	H	Arkansas	42 53									
26	H	Mississippi St.	55 57	4	A	South Carolina	54 85									
2	A	Tennessee	56 77	62	H	Vanderbilt	52 55									
28	A	Texas A&M	49 70	154	H	Auburn	51 50									
96	H	Missouri	67 64	26	A	Mississippi St.	50 66									

Non-Div I Games:

Alabama

■ Loss,
 ■ Non-Conf, S Site,
 ■ Home
 ■ Away
 N Neutral

Average RPI Win:	294	WON-LOST	WINNING	LAST 10	STRENGTH OF	OPP. STRENGTH	TEAM	ADJ.	CONF.	ADJ CONF.
Average RPI Loss:	234	RECORD	PCT. RANK	GAMES	SCHEDULE	OF SCHEDULE	RPI	RPI	RPI	RPI
DIV. I ONLY	6- 20	302	2- 8	339	347	344	344	33	33	
DIV. I NON-CONF.	1- 10	329	0- 0	215	293	332	332	31	31	
TOTALS	RPI 1-25	RPI 26-50	W-L RECORDS	RPI 51-100	RPI 101-150	RPI 150+				
6- 20	0- 0	0- 1	OVERALL	0- 1	1- 2	5- 16				
5- 7	0- 0	0- 0	HOME	0- 0	1- 2	4- 5				
1- 13	0- 0	0- 1	AWAY	0- 1	0- 0	1- 11				
0- 0	0- 0	0- 0	NEUTRAL	0- 0	0- 0	0- 0				
1- 10	0- 0	0- 1	NON-CONFERENCE	0- 1	1- 2	0- 6				
1- 3	0- 0	0- 0	HOME	0- 0	1- 2	0- 1				
0- 7	0- 0	0- 1	AWAY	0- 1	0- 0	0- 5				
0- 0	0- 0	0- 0	NEUTRAL	0- 0	0- 0	0- 0				
5- 10	0- 0	0- 0	CONFERENCE	0- 0	0- 0	5- 10				
4- 4	0- 0	0- 0	HOME	0- 0	0- 0	4- 4				
1- 6	0- 0	0- 0	AWAY	0- 0	0- 0	1- 6				
0- 0	0- 0	0- 0	NEUTRAL	0- 0	0- 0	0- 0				

RPI S	Opponent	Score	RPI S	Opponent	Score	RPI S	Opponent	Score	RPI S	Opponent	Score	Team's RPI: 344
32	A Western Ky.	44 96	97	A Ole Miss	47 71	112	H East Tenn. St.	64 88	139	H Louisiana Tech	68 70	
						148	H Kennesaw St.	73 66	183	A Alabama	44 75	
						193	A Texas Southern	54 67	194	A Samford	50 61	
						231	A Prairie View	64 81	231	H Prairie View	71 81	
						244	A Southern U.	53 84	244	H Southern U.	55 77	
						279	H Jackson St.	71 75	284	H Eastern Ky.	56 62	
						285	A South Carolina St.	62 69	289	H Grambling	59 56	
						291	A Alabama St.	52 64	291	H Alabama St.	59 50	
						310	A Southeast Mo. St.	38 66	328	A Murray St.	81 102	
						329	A Alcorn	49 73	329	H Alcorn	55 58	
						339	A Ark.-Pine Bluff	69 70	339	H Ark.-Pine Bluff	72 48	
						349	A Mississippi Val.	63 58	349	H Mississippi Val.	71 51	
LAST 12 Division I GAMES:												
231	H Prairie View	71 81	193	A Texas Southern	54 67	231	A Prairie View	64 81	349	A Mississippi Val.	63 58	
329	A Alcorn	49 73	329	H Alcorn	55 58	244	H Southern U.	55 77	349	H Mississippi Val.	71 51	
244	A Southern U.	53 84	291	H Alabama St.	59 50	339	A Ark.-Pine Bluff	69 70				
291	A Alabama St.	52 64	349	H Mississippi Val.	71 51							

Non-Div I Games:

Alabama A&M

■ Loss,
 ■ Non-Conf, S Site,
 ■ Home
 ■ Away
 N Neutral

Average RPI Win:	323	WON-LOST	WINNING	LAST 10	STRENGTH OF	OPP. STRENGTH	TEAM	ADJ.	CONF.	ADJ CONF.
Average RPI Loss:	210	RECORD	PCT. RANK	GAMES	SCHEDULE	OF SCHEDULE	RPI	RPI	RPI	RPI
DIV. I ONLY	9- 13	235	5- 5	344	349	291	291	33	33	
DIV. I NON-CONF.	1- 6	316	0- 0	173	268	265	265	31	31	
TOTALS	RPI 1-25	RPI 26-50	W-L RECORDS	RPI 51-100	RPI 101-150	RPI 150+				
9- 13	0- 0	0- 1	OVERALL	0- 1	0- 1	9- 10				
5- 3	0- 0	0- 0	HOME	0- 0	0- 0	5- 3				
4- 10	0- 0	0- 1	AWAY	0- 1	0- 1	4- 7				
0- 0	0- 0	0- 0	NEUTRAL	0- 0	0- 0	0- 0				
1- 6	0- 0	0- 1	NON-CONFERENCE	0- 1	0- 1	1- 3				
0- 0	0- 0	0- 0	HOME	0- 0	0- 0	0- 0				
1- 6	0- 0	0- 1	AWAY	0- 1	0- 1	1- 3				
0- 0	0- 0	0- 0	NEUTRAL	0- 0	0- 0	0- 0				
8- 7	0- 0	0- 0	CONFERENCE	0- 0	0- 0	8- 7				
5- 3	0- 0	0- 0	HOME	0- 0	0- 0	5- 3				
3- 4	0- 0	0- 0	AWAY	0- 0	0- 0	3- 4				
0- 0	0- 0	0- 0	NEUTRAL	0- 0	0- 0	0- 0				

RPI S	Opponent	Score	RPI S	Opponent	Score	RPI S	Opponent	Score	RPI S	Opponent	Score	Team's RPI: 291
32	A Western Ky.	54 93	84	A Georgia Tech	53 77	108	A Troy	50 70	161	A Savannah St.	62 71	
						193	A Texas Southern	51 67	193	H Texas Southern	52 64	
						194	A Samford	43 56	231	A Prairie View	73 65	
						244	A Southern U.	58 72	244	H Southern U.	49 53	
						279	H Jackson St.	85 90	289	H Grambling	53 30	
						322	A South Ala.	61 64	329	A Alcorn	72 77	
						329	H Alcorn	54 45	336	A Florida A&M	64 49	
						339	A Ark.-Pine Bluff	64 53	339	H Ark.-Pine Bluff	62 54	
						344	A Alabama A&M	50 59	344	H Alabama A&M	64 52	
						349	A Mississippi Val.	62 45	349	H Mississippi Val.	61 57	
LAST 12 Division I GAMES:												
193	H Texas Southern	52 64	231	A Prairie View	73 65							
244	A Southern U.	58 72	193	A Texas Southern	51 67							
329	A Alcorn	72 77	244	H Southern U.	49 53							
344	H Alabama A&M	64 52	329	H Alcorn	54 45							
349	H Mississippi Val.	61 57	344	A Alabama A&M	50 59							
339	H Ark.-Pine Bluff	62 54	349	A Mississippi Val.	62 45							

Non-Div I Games: Mobile 66 30 Bluefield St. 82 73 Stillman 75 66

Alabama St.

Loss, Non-Conf, S Site, H Home A Away N Neutral

Albany (NY)

Through Games Of March 1, 2015

Average RPI Win: 233	WON-LOST	WINNING	LAST 10	STRENGTH OF	OPP. STRENGTH	TEAM	ADJ.	CONF.	ADJ CONF.
Average RPI Loss: 107	RECORD	PCT. RANK	GAMES	SCHEDULE	OF SCHEDULE	RPI	RPI	RPI	RPI
DIV. I ONLY	21- 8	47	8- 2	209	187	82	82	23	23
DIV. I NON-CONF.	7- 6	154	0- 0	174	116	111	111	23	23
TOTALS	RPI 1-25	RPI 26-50	W-L RECORDS	RPI 51-100	RPI 101-150	RPI 150+			
21- 8	0- 1	0- 2	OVERALL	1- 1	0- 2	20- 2			
8- 3	0- 0	0- 0	HOME	0- 1	0- 1	8- 1			
13- 5	0- 1	0- 2	AWAY	1- 0	0- 1	12- 1			
0- 0	0- 0	0- 0	NEUTRAL	0- 0	0- 0	0- 0			
7- 6	0- 1	0- 2	NON-CONFERENCE	0- 0	0- 2	7- 1			
1- 2	0- 0	0- 0	HOME	0- 0	0- 1	1- 1			
6- 4	0- 1	0- 2	AWAY	0- 0	0- 1	6- 0			
0- 0	0- 0	0- 0	NEUTRAL	0- 0	0- 0	0- 0			
14- 2	0- 0	0- 0	CONFERENCE	1- 1	0- 0	13- 1			
7- 1	0- 0	0- 0	HOME	0- 1	0- 0	7- 0			
7- 1	0- 0	0- 0	AWAY	1- 0	0- 0	6- 1			
0- 0	0- 0	0- 0	NEUTRAL	0- 0	0- 0	0- 0			

RPI 1-25				RPI 26-50				RPI 51-100				RPI 101+			
RPI	S	Opponent	Score	RPI	S	Opponent	Score	RPI	S	Opponent	Score	RPI	S	Opponent	Score
12	A	North Carolina	56 71	31	A	Quinnipiac	62 66	83	A	Maine	49 43	103	H	Hofstra	55 65
				32	A	Western Ky.	54 63	83	H	Maine	44 52	119	A	Marist	58 61
												170	A	Hartford	65 50
												170	H	Hartford	82 58
												178	A	Stony Brook	64 68
												178	H	Stony Brook	69 59
												180	A	Siena	76 57
												201	A	New Hampshire	74 48
												201	H	New Hampshire	76 65
												217	A	Pepperdine	62 36
												219	A	Penn St.	54 53
												224	A	UMass Lowell	78 50
												224	H	UMass Lowell	93 57
												227	A	Cal St. Fullerton	71 49
												255	A	Canisius	64 59
												262	A	Colgate	67 48
												270	A	UMBC	72 62
												270	H	UMBC	84 68
												280	H	St. Francis Brooklyn	90 47
												301	H	Northeastern	67 70
												303	A	Vermont	89 48
												303	H	Vermont	76 48
												324	A	Binghamton	82 49
												324	H	Binghamton	75 53
LAST 12 Division I GAMES:															
303	H	Vermont	76 48	201	A	New Hampshire	74 48								
170	A	Hartford	65 50	83	H	Maine	44 52								
178	A	Stony Brook	64 68	303	A	Vermont	89 48								
270	H	UMBC	84 68	170	H	Hartford	82 58								
324	H	Binghamton	75 53	270	A	UMBC	72 62								
224	H	UMass Lowell	93 57	178	H	Stony Brook	69 59								

Non-Div I Games:

Albany (NY)

■ Loss,
 ■ Non-Conf, S Site,
 ■ Home
 ■ Away
 N Neutral

Average RPI Win:	305	WON-LOST	WINNING	LAST 10	STRENGTH OF	OPP. STRENGTH	TEAM	ADJ.	CONF.	ADJ CONF.
Average RPI Loss:	230	RECORD	PCT. RANK	GAMES	SCHEDULE	OF SCHEDULE	RPI	RPI	RPI	RPI
DIV. I ONLY	9- 16	251	4- 6	346	344	329	329	33	33	
DIV. I NON-CONF.	1- 8	322	0- 0	248	209	333	333	31	31	
TOTALS	RPI 1-25	RPI 26-50	W-L RECORDS	RPI 51-100	RPI 101-150	RPI 150+				
9- 16	0- 0	0- 1	OVERALL	0- 1	0- 0	9- 14				
6- 6	0- 0	0- 0	HOME	0- 0	0- 0	6- 6				
3- 10	0- 0	0- 0	AWAY	0- 1	0- 0	3- 1				
0- 0	0- 0	0- 0	NEUTRAL	0- 0	0- 0	0- 0				
1- 8	0- 0	0- 1	NON-CONFERENCE	0- 1	0- 0	1- 6				
1- 2	0- 0	0- 0	HOME	0- 0	0- 0	1- 2				
0- 6	0- 0	0- 1	AWAY	0- 1	0- 0	0- 4				
0- 0	0- 0	0- 0	NEUTRAL	0- 0	0- 0	0- 0				
8- 8	0- 0	0- 0	CONFERENCE	0- 0	0- 0	8- 8				
5- 4	0- 0	0- 0	HOME	0- 0	0- 0	5- 4				
3- 4	0- 0	0- 0	AWAY	0- 0	0- 0	3- 4				
0- 0	0- 0	0- 0	NEUTRAL	0- 0	0- 0	0- 0				

RPI 1-25				RPI 26-50				RPI 51-100				RPI 101+				Team's RPI: 329	
RPI	S	Opponent	Score	RPI	S	Opponent	Score	RPI	S	Opponent	Score	RPI	S	Opponent	Score		
				36	A	Nebraska	49 83	86	A	Michigan St.	41 77	163	H	La.-Lafayette	57 64		
												184	A	UAB	43 57		
												193	H	Texas Southern	66 75		
												216	H	La.-Monroe	62 53		
												231	H	Prairie View	68 46		
												242	A	UTEP	53 63		
												244	A	Southern U.	55 76		
												244	H	Southern U.	51 59		
												247	H	Central Ark.	36 62		
												267	A	Rice	33 61		
												279	A	Jackson St.	76 69		
												279	H	Jackson St.	41 65		
												289	A	Grambling	57 64		
												289	H	Grambling	57 82		
												291	A	Alabama St.	45 54		
												291	H	Alabama St.	77 72		
												293	A	Omaha	39 59		
												339	A	Ark.-Pine Bluff	49 51		
												339	H	Ark.-Pine Bluff	45 39		
												344	A	Alabama A&M	58 55		
												344	H	Alabama A&M	73 49		
												349	A	Mississippi Val.	50 40		
												349	H	Mississippi Val.	52 47		
LAST 12 Division I GAMES:																	
				244	A	Southern U.	55 76	279	H	Jackson St.	41 65						
				344	H	Alabama A&M	73 49	244	H	Southern U.	51 59						
				291	H	Alabama St.	77 72	344	A	Alabama A&M	58 55						
				339	A	Ark.-Pine Bluff	49 51	291	A	Alabama St.	45 54						
				349	A	Mississippi Val.	50 40	339	H	Ark.-Pine Bluff	45 39						
				289	H	Grambling	57 82	349	H	Mississippi Val.	52 47						

Non-Div I Games:

Alcorn

■ Loss,
 ■ Non-Conf,
 ■ S Site,
 ■ H Home
 ■ A Away
 N Neutral

Average RPI Win: 213	WON-LOST	WINNING	LAST 10	STRENGTH OF	OPP. STRENGTH	TEAM	ADJ.	CONF.	ADJ CONF.
Average RPI Loss: 92	RECORD	PCT. RANK	GAMES	SCHEDULE	OF SCHEDULE	RPI	RPI	RPI	RPI
DIV. I ONLY	21- 8	47	9- 1	101	197	58	58	18	18
DIV. I NON-CONF.	5- 6	177	0- 0	30	104	93	93	20	20
TOTALS	RPI 1-25	RPI 26-50	W-L RECORDS	RPI 51-100	RPI 101-150	RPI 150+			
21- 8	0- 4	1- 0	OVERALL	1- 1	4- 0	15- 3			
9- 4	0- 3	0- 0	HOME	1- 0	2- 0	6- 1			
10- 4	0- 1	0- 0	AWAY	0- 1	2- 0	8- 2			
2- 0	0- 0	1- 0	NEUTRAL	0- 0	0- 0	1- 0			
5- 6	0- 4	1- 0	NON-CONFERENCE	0- 0	0- 0	4- 2			
1- 3	0- 3	0- 0	HOME	0- 0	0- 0	1- 0			
2- 3	0- 1	0- 0	AWAY	0- 0	0- 0	2- 2			
2- 0	0- 0	1- 0	NEUTRAL	0- 0	0- 0	1- 0			
16- 2	0- 0	0- 0	CONFERENCE	1- 1	4- 0	11- 1			
8- 1	0- 0	0- 0	HOME	1- 0	2- 0	5- 1			
8- 1	0- 0	0- 0	AWAY	0- 1	2- 0	6- 0			
0- 0	0- 0	0- 0	NEUTRAL	0- 0	0- 0	0- 0			

RPI 1-25				RPI 26-50				RPI 51-100				Team's RPI: 58		RPI 101+			
RPI	S	Opponent	Score	RPI	S	Opponent	Score	RPI	S	Opponent	Score			RPI	S	Opponent	Score
6	A	Maryland	50 94	38	N	Gonzaga	59 56	89	A	Army	60 68			125	A	Lehigh	75 73
16	H	Princeton	56 63					89	H	Army	45 42			125	H	Lehigh	74 64
18	H	George Washington	52 63											145	A	Bucknell	60 55
25	H	James Madison	65 69											145	H	Bucknell	65 55
														166	N	Oregon	72 64
														179	A	Holy Cross	74 63
														179	H	Holy Cross	61 67
														192	A	Massachusetts	61 71
														207	A	Wake Forest	64 77
														208	A	Lafayette	74 58
														208	H	Lafayette	63 44
														211	A	Navy	41 29
														211	H	Navy	59 49
														262	A	Colgate	66 58
														262	H	Colgate	75 46
														270	H	UMBC	77 51
														277	A	Loyola Maryland	55 44
														277	H	Loyola Maryland	62 50
														313	A	Boston U.	58 50
														313	H	Boston U.	75 45
														316	A	Manhattan	60 52
														325	A	UMES	64 52
LAST 12 Division I GAMES:																	
145	H	Bucknell	65 55	262	H	Colgate	75 46										
211	A	Navy	41 29	277	A	Loyola Maryland	55 44										
89	H	Army	45 42	179	H	Holy Cross	61 67										
313	A	Boston U.	58 50	211	H	Navy	59 49										
208	A	Lafayette	74 58	89	A	Army	60 68										
125	H	Lehigh	74 64	313	H	Boston U.	75 45										

Non-Div I Games:

American

■ Loss,
 ■ Non-Conf, S Site,
 ■ Home
 ■ Away
 N Neutral

Appalachian St.

Through Games Of March 1, 2015

Average RPI Win: 227	WON-LOST	WINNING	LAST 10	STRENGTH OF	OPP. STRENGTH	TEAM	ADJ.	CONF.	ADJ CONF.
Average RPI Loss: 117	RECORD	PCT. RANK	GAMES	SCHEDULE	OF SCHEDULE	RPI	RPI	RPI	RPI
DIV. I ONLY	12- 14	203	4- 6	120	160	169	169	14	14
DIV. I NON-CONF.	4- 4	158	0- 0	28	206	87	87	15	15
TOTALS	RPI 1-25	RPI 26-50	W-L RECORDS	RPI 51-100	RPI 101-150	RPI 150+			
12- 14	0- 2	1- 3	OVERALL	0- 0	1- 3	10- 6			
8- 4	0- 0	1- 1	HOME	0- 0	0- 1	7- 2			
4- 10	0- 2	0- 2	AWAY	0- 0	1- 2	3- 4			
0- 0	0- 0	0- 0	NEUTRAL	0- 0	0- 0	0- 0			
4- 4	0- 2	0- 0	NON-CONFERENCE	0- 0	1- 0	3- 2			
3- 1	0- 0	0- 0	HOME	0- 0	0- 0	3- 1			
1- 3	0- 2	0- 0	AWAY	0- 0	1- 0	0- 1			
0- 0	0- 0	0- 0	NEUTRAL	0- 0	0- 0	0- 0			
8- 10	0- 0	1- 3	CONFERENCE	0- 0	0- 3	7- 4			
5- 3	0- 0	1- 1	HOME	0- 0	0- 1	4- 1			
3- 7	0- 0	0- 2	AWAY	0- 0	0- 2	3- 3			
0- 0	0- 0	0- 0	NEUTRAL	0- 0	0- 0	0- 0			

RPI 1-25			RPI 26-50			RPI 51-100			RPI 101+			Team's RPI: 169
RPI	S	Opponent	Score	RPI	S	Opponent	Score	RPI	S	Opponent	Score	Score
9	A	Kentucky	74 111	37	A	UALR	48 69		108	A	Troy	87 91
12	A	North Carolina	52 84	37	H	UALR	49 63		108	H	Troy	87 108
				47	A	Arkansas St.	75 89		112	A	East Tenn. St.	76 70
				47	H	Arkansas St.	70 69		127	A	Texas St.	58 67
									159	A	Furman	79 84
									163	A	La.-Lafayette	66 70
									163	H	La.-Lafayette	63 51
									172	A	Texas-Arlington	45 55
									195	H	Radford	67 68
									200	H	N.C. A&T	72 70
									216	A	La.-Monroe	55 54
									216	H	La.-Monroe	80 61
									230	A	Georgia St.	70 80
									230	H	Georgia St.	71 76
									232	H	UNCW	82 72
									286	H	Gardner-Webb	77 69
									306	A	Ga. Southern	77 74
									306	H	Ga. Southern	66 39
									322	A	South Ala.	67 63
									322	H	South Ala.	70 59
LAST 12 Division I GAMES:												
216	H	La.-Monroe	80 61	108	H	Troy	87 108					
306	H	Ga. Southern	66 39	163	A	La.-Lafayette	66 70					
230	A	Georgia St.	70 80	306	A	Ga. Southern	77 74					
172	A	Texas-Arlington	45 55	127	A	Texas St.	58 67					
216	A	La.-Monroe	55 54	322	H	South Ala.	70 59					
37	H	UALR	49 63	108	A	Troy	87 91					

Non-Div I Games: Catawba 81 64

Appalachian St.

■ Loss,
 ■ Non-Conf, S Site,
 ■ Home
 ■ Away
 N Neutral

Average RPI Win:	214	WON-LOST	WINNING	LAST 10	STRENGTH OF	OPP. STRENGTH	TEAM	ADJ.	CONF.	ADJ CONF.
Average RPI Loss:	79	RECORD	PCT. RANK	GAMES	SCHEDULE	OF SCHEDULE	RPI	RPI	RPI	RPI
DIV. I ONLY	10- 19	260	1- 8	50	69	205	205	5	5	
DIV. I NON-CONF.	7- 4	107	0- 1	199	332	148	148	5	5	
TOTALS	RPI 1-25	RPI 26-50	W-L RECORDS	RPI 51-100	RPI 101-150	RPI 150+				
10- 19	1- 7	0- 1	OVERALL	0- 3	1- 6	8- 2				
8- 7	1- 3	0- 1	HOME	0- 1	1- 2	6- 0				
2- 11	0- 0	0- 0	AWAY	0- 1	0- 0	2- 0				
0- 1	0- 0	0- 0	NEUTRAL	0- 0	0- 1	0- 0				
7- 4	0- 0	0- 0	NON-CONFERENCE	0- 0	1- 4	6- 0				
5- 1	0- 0	0- 0	HOME	0- 0	1- 1	4- 0				
2- 2	0- 0	0- 0	AWAY	0- 0	0- 2	2- 0				
0- 1	0- 0	0- 0	NEUTRAL	0- 0	0- 1	0- 0				
3- 15	1- 7	0- 1	CONFERENCE	0- 3	0- 2	2- 2				
3- 6	1- 3	0- 1	HOME	0- 1	0- 1	2- 0				
0- 9	0- 4	0- 0	AWAY	0- 2	0- 1	0- 2				
0- 0	0- 0	0- 0	NEUTRAL	0- 0	0- 0	0- 0				

RPI S Opponent	Score	RPI S Opponent	Score	RPI S Opponent	Score	RPI S Opponent	Score	Team's RPI: 205
11 A Oregon St.	48 73	30 H Washington	69 79	74 H Washington St.	70 81	104 N Toledo	54 69	
11 H Oregon St.	55 73			90 A Southern California	51 77	113 A Colorado	69 81	
17 A Arizona St.	54 71			94 A UCLA	41 75	113 H Colorado	51 66	
17 H Arizona St.	41 88					115 H Bakersfield	72 76	
20 A Stanford	47 77					121 A Texas Tech	54 57	
20 H Stanford	60 57					126 H UT Martin	61 56	
24 A California	56 68					128 A Stephen F. Austin	60 72	
24 H California	46 65					166 A Oregon	61 75	
						166 H Oregon	81 78	
						184 H UAB	49 44	
						207 A Wake Forest	72 69	
						238 A Utah	48 62	
						238 H Utah	64 41	
						244 H Southern U.	56 45	
						289 H Grambling	65 51	
						330 H UC Santa Barbara	61 34	
						335 A FIU	65 58	
LAST 12 Division I GAMES:								
24 A California	56 68	113 H Colorado	51 66					
104 N Toledo	54 69	90 A Southern California	51 77					
11 A Oregon St.	48 73	166 A Oregon	61 75					
11 H Oregon St.	55 73	20 H Stanford	60 57					
94 A UCLA	41 75	24 H California	46 65					
238 H Utah	64 41	113 A Colorado	69 81					

Non-Div I Games:

Arizona

Average RPI Win: 123		WON-LOST	WINNING	LAST 10	STRENGTH OF	OPP. STRENGTH	TEAM	ADJ.	CONF.	ADJ CONF.
Average RPI Loss: 17		RECORD	PCT. RANK	GAMES	SCHEDULE	OF SCHEDULE	RPI	RPI	RPI	RPI
DIV. I ONLY		26- 4	14	8- 2	42	23	17	17	5	5
DIV. I NON-CONF.		11- 1	11	2- 0	79	37	13	13	5	5
TOTALS		RPI 1-25	RPI 26-50		W-L RECORDS		RPI 51-100	RPI 101-150	RPI 150+	
26- 4		3- 4	2- 0		OVERALL		7- 0	5- 0	9- 0	
14- 2		1- 2	2- 0		HOME		2- 0	4- 0	5- 0	
10- 1		2- 1	0- 0		AWAY		3- 0	1- 0	4- 0	
2- 1		0- 1	0- 0		NEUTRAL		2- 0	0- 0	0- 0	
11- 1		0- 1	1- 0		NON-CONFERENCE		4- 0	3- 0	3- 0	
7- 0		0- 0	1- 0		HOME		1- 0	3- 0	2- 0	
2- 0		0- 0	0- 0		AWAY		1- 0	0- 0	1- 0	
2- 1		0- 1	0- 0		NEUTRAL		2- 0	0- 0	0- 0	
15- 3		3- 3	1- 0		CONFERENCE		3- 0	2- 0	6- 0	
7- 2		1- 2	1- 0		HOME		1- 0	1- 0	3- 0	
8- 1		2- 1	0- 0		AWAY		2- 0	1- 0	3- 0	
0- 0		0- 0	0- 0		NEUTRAL		0- 0	0- 0	0- 0	

RPI	S	Opponent	Score	RPI	S	Opponent	Score	RPI	S	Opponent	Score	RPI	S	Opponent	Score
11	A	Oregon St.	64 70	30	H	Washington	62 48	60	H	Middle Tenn.	81 67	111	H	Yale	69 51
11	H	Oregon St.	57 68	34	H	Northwestern	88 75	62	N	Vanderbilt	72 67	113	A	Colorado	68 60
20	A	Stanford	60 57					74	H	Washington St.	78 64	113	H	Colorado	59 46
20	H	Stanford	53 52					77	N	Villanova	51 46	115	H	Bakersfield	83 54
22	N	Green Bay	57 63					78	A	Miami (FL)	65 61	125	H	Lehigh	81 61
24	A	California	67 52					90	A	Southern California	76 73	153	H	UC Davis	72 51
24	H	California	49 50					94	A	UCLA	68 56	166	A	Oregon	72 52
												166	H	Oregon	70 58
												205	A	Arizona	88 41
												205	H	Arizona	71 54
												238	A	Utah	58 48
												238	H	Utah	46 42
												258	H	SMU	77 42
												331	A	Illinois St.	89 44
LAST 12 Division I GAMES:															
34	H	Northwestern	88 75	166	A	Oregon	72 52	11	A	Oregon St.	64 70				
113	H	Colorado	59 46	24	H	California	49 50	20	H	Stanford	53 52				
238	H	Utah	46 42	238	A	Utah	58 48								
62	N	Vanderbilt	72 67												
90	A	Southern California	76 73												
94	A	UCLA	68 56	113	A	Colorado	68 60								

Non-Div I Games:

Arizona St.

■ Loss,
 ■ Non-Conf, S Site,
 ■ Home
 ■ Away
 N Neutral

Average RPI Win:	325	WON-LOST	WINNING	LAST 10	STRENGTH OF	OPP. STRENGTH	TEAM	ADJ.	CONF.	ADJ CONF.
Average RPI Loss:	207	RECORD	PCT. RANK	GAMES	SCHEDULE	OF SCHEDULE	RPI	RPI	RPI	RPI
DIV. I ONLY	4- 20	328	2- 8	294	346	339	339	33	33	
DIV. I NON-CONF.	0- 8	339	0- 0	48	88	286	286	31	31	
TOTALS	RPI 1-25	RPI 26-50	W-L RECORDS	RPI 51-100	RPI 101-150	RPI 150+				
4- 20	0- 0	0- 4	OVERALL	0- 0	0- 0	4- 16				
3- 5	0- 0	0- 0	HOME	0- 0	0- 0	3- 5				
1- 15	0- 0	0- 0	AWAY	0- 0	0- 0	1- 1				
0- 0	0- 0	0- 0	NEUTRAL	0- 0	0- 0	0- 0				
0- 8	0- 0	0- 4	NON-CONFERENCE	0- 0	0- 0	0- 4				
0- 0	0- 0	0- 0	HOME	0- 0	0- 0	0- 0				
0- 8	0- 0	0- 4	AWAY	0- 0	0- 0	0- 4				
0- 0	0- 0	0- 0	NEUTRAL	0- 0	0- 0	0- 0				
4- 12	0- 0	0- 0	CONFERENCE	0- 0	0- 0	4- 12				
3- 5	0- 0	0- 0	HOME	0- 0	0- 0	3- 5				
1- 7	0- 0	0- 0	AWAY	0- 0	0- 0	1- 7				
0- 0	0- 0	0- 0	NEUTRAL	0- 0	0- 0	0- 0				

RPI 1-25			RPI 26-50			RPI 51-100			RPI 101+			Team's RPI: 339
RPI	S	Opponent	Score	RPI	S	Opponent	Score	RPI	S	Opponent	Score	
				26	A	Mississippi St.	26 83					
				43	A	Iowa St.	56 82					
				44	A	Wichita St.	26 55					
				45	A	Oklahoma St.	45 90					
LAST 12 Division I GAMES:												
				289	H	Grambling	45 59					
				231	A	Prairie View	63 84					
				193	A	Texas Southern	58 73					
				329	H	Alcorn	51 49					
				244	H	Southern U.	47 72					
				344	A	Alabama A&M	48 72					
				291	A	Alabama St.	54 62					
				279	A	Jackson St.	57 49					
				289	A	Grambling	56 75					
				231	H	Prairie View	66 83					
				193	H	Texas Southern	45 74					
				329	A	Alcorn	39 45					
				349	H	Mississippi Val.	65 47					

Non-Div I Games: Lane 83 54 Philander Smith 76 62 Talladega 66 70

Ark.-Pine Bluff

Loss, Non-Conf, S Site, H Home A Away N Neutral

Arkansas

Through Games Of March 1, 2015

Average RPI Win:	128	WON-LOST	WINNING	LAST 10	STRENGTH OF	OPP. STRENGTH	TEAM	ADJ.	CONF.	ADJ CONF.
Average RPI Loss:	50	RECORD	PCT. RANK	GAMES	SCHEDULE	OF SCHEDULE	RPI	RPI	RPI	RPI
DIV. I ONLY	16- 12	129	5- 5	9	43	46	46	2	2	
DIV. I NON-CONF.	10- 2	31	0- 0	21	97	23	23	4	4	
TOTALS	RPI 1-25	RPI 26-50	W-L RECORDS	RPI 51-100	RPI 101-150	RPI 150+				
16- 12	2- 3	0- 4	OVERALL	5- 4	2- 1	7- 0				
9- 6	1- 3	0- 2	HOME	3- 1	0- 0	5- 0				
5- 6	0- 0	0- 2	AWAY	1- 3	2- 1	2- 0				
2- 0	1- 0	0- 0	NEUTRAL	1- 0	0- 0	0- 0				
10- 2	2- 0	0- 1	NON-CONFERENCE	2- 1	2- 0	4- 0				
5- 2	1- 0	0- 1	HOME	0- 1	0- 0	4- 0				
3- 0	0- 0	0- 0	AWAY	1- 0	2- 0	0- 0				
2- 0	1- 0	0- 0	NEUTRAL	1- 0	0- 0	0- 0				
6- 10	0- 3	0- 3	CONFERENCE	3- 3	0- 1	3- 0				
4- 4	0- 3	0- 1	HOME	3- 0	0- 0	1- 0				
2- 6	0- 0	0- 2	AWAY	0- 3	0- 1	2- 0				
0- 0	0- 0	0- 0	NEUTRAL	0- 0	0- 0	0- 0				

RPI 1-25				RPI 26-50				Team's RPI: 46	RPI 51-100				RPI 101+			
RPI	S	Opponent	Score	RPI	S	Opponent	Score		RPI	S	Opponent	Score	RPI	S	Opponent	Score
2	H	Tennessee	51 60	26	A	Mississippi St.	57 72		56	H	South Dakota St.	75 80	114	A	Tulsa	64 53
4	H	South Carolina	56 73	28	A	Texas A&M	55 59		60	A	Middle Tenn.	58 51	144	A	Missouri St.	59 50
7	N	Iowa	77 67	28	H	Texas A&M	50 52		62	A	Vanderbilt	53 55	147	A	Florida	58 72
9	H	Kentucky	51 56	42	H	Rutgers	52 64		65	H	Georgia	54 48	154	A	Auburn	54 36
21	H	Oklahoma	71 64						71	H	LSU	63 41	154	H	Auburn	52 47
									93	N	Richmond	74 55	161	H	Savannah St.	75 46
									96	A	Missouri	41 57	183	A	Alabama	53 42
									96	H	Missouri	73 55	214	H	Northwestern St.	78 30
									97	A	Ole Miss	57 71	225	H	Nicholls St.	63 52
													289	H	Grambling	77 35
LAST 12 Division I GAMES:																
96	A	Missouri	41 57	65	H	Georgia	54 48									
9	H	Kentucky	51 56	183	A	Alabama	53 42									
71	H	LSU	63 41	154	H	Auburn	52 47									
4	H	South Carolina	56 73	147	A	Florida	58 72									
154	A	Auburn	54 36	62	A	Vanderbilt	53 55									
28	A	Texas A&M	55 59	96	H	Missouri	73 55									

Non-Div I Games:

Arkansas

■ Loss,
■ Non-Conf,
■ S Site,
■ H Home
■ A Away
N Neutral

Arkansas St.

Through Games Of March 1, 2015

Average RPI Win:	192	WON-LOST	WINNING	LAST 10	STRENGTH OF	OPP. STRENGTH	TEAM	ADJ.	CONF.	ADJ CONF.
Average RPI Loss:	87	RECORD	PCT. RANK	GAMES	SCHEDULE	OF SCHEDULE	RPI	RPI	RPI	RPI
DIV. I ONLY	18- 9	80	5- 3	91	108	47	47	14	14	
DIV. I NON-CONF.	4- 5	188	0- 1	33	32	80	80	15	15	
TOTALS	RPI 1-25	RPI 26-50	W-L RECORDS	RPI 51-100	RPI 101-150	RPI 150+				
18- 9	1- 1	1- 3	OVERALL	0- 0	4- 3	12- 2				
10- 1	1- 1	1- 0	HOME	0- 0	2- 0	6- 0				
8- 8	0- 0	0- 3	AWAY	0- 0	2- 3	6- 2				
0- 0	0- 0	0- 0	NEUTRAL	0- 0	0- 0	0- 0				
4- 5	1- 1	0- 2	NON-CONFERENCE	0- 0	1- 2	2- 0				
2- 1	1- 1	0- 0	HOME	0- 0	0- 0	1- 0				
2- 4	0- 0	0- 2	AWAY	0- 0	1- 2	1- 0				
0- 0	0- 0	0- 0	NEUTRAL	0- 0	0- 0	0- 0				
14- 4	0- 0	1- 1	CONFERENCE	0- 0	3- 1	10- 2				
8- 0	0- 0	1- 0	HOME	0- 0	2- 0	5- 0				
6- 4	0- 0	0- 1	AWAY	0- 0	1- 1	5- 2				
0- 0	0- 0	0- 0	NEUTRAL	0- 0	0- 0	0- 0				

RPI S	Opponent	Score	RPI S	Opponent	Score	Team's RPI: 47	RPI S	Opponent	Score	RPI S	Opponent	Score
15	H FGCU	68 74	26	A Mississippi St.	83 93					102	A Kansas	48 62
19	H Chattanooga	57 52	35	A Ohio St.	52 67					108	A Troy	82 76
			37	A UALR	61 63					108	H Troy	91 72
			37	H UALR	70 69					113	A Colorado	69 80
										127	A Texas St.	74 83
										127	H Texas St.	68 48
										144	A Missouri St.	78 62
										163	A La.-Lafayette	57 69
										169	A Appalachian St.	69 70
										169	H Appalachian St.	89 75
										172	A Texas-Arlington	80 77
										172	H Texas-Arlington	67 62
										216	A La.-Monroe	77 57
										216	H La.-Monroe	69 61
										230	A Georgia St.	61 47
										230	H Georgia St.	76 65
										279	H Jackson St.	92 60
										290	A Kent St.	59 44
										306	A Ga. Southern	81 73
										306	H Ga. Southern	86 63
										322	A South Ala.	62 50
LAST 12 Division I GAMES:												
113	A Colorado	69 80	108	H Troy	91 72							
127	A Texas St.	74 83	230	A Georgia St.	61 47							
172	H Texas-Arlington	67 62	37	H UALR	70 69							
216	H La.-Monroe	69 61	108	A Troy	82 76							
37	A UALR	61 63	163	A La.-Lafayette	57 69							
306	A Ga. Southern	81 73	230	H Georgia St.	76 65							

Non-Div I Games: Christian Bros. 79 39

Arkansas St.

■ Loss,
 ■ Non-Conf, S Site,
 ■ Home
 ■ Away
 N Neutral

Average RPI Win: 227	WON-LOST	WINNING	LAST 10	STRENGTH OF	OPP. STRENGTH	TEAM	ADJ.	CONF.	ADJ CONF.
Average RPI Loss: 156	RECORD	PCT. RANK	GAMES	SCHEDULE	OF SCHEDULE	RPI	RPI	RPI	RPI
DIV. I ONLY	21- 6	31	9- 1	296	243	89	89	18	18
DIV. I NON-CONF.	7- 2	47	0- 0	338	308	135	135	20	20
TOTALS	RPI 1-25	RPI 26-50	W-L RECORDS	RPI 51-100	RPI 101-150	RPI 150+			
21- 6	0- 0	0- 1	OVERALL	1- 1	4- 1	16- 3			
11- 1	0- 0	0- 0	HOME	1- 0	2- 0	8- 1			
10- 5	0- 0	0- 1	AWAY	0- 1	2- 1	8- 2			
0- 0	0- 0	0- 0	NEUTRAL	0- 0	0- 0	0- 0			
7- 2	0- 0	0- 1	NON-CONFERENCE	0- 0	1- 0	6- 1			
3- 0	0- 0	0- 0	HOME	0- 0	0- 0	3- 0			
4- 2	0- 0	0- 1	AWAY	0- 0	1- 0	3- 1			
0- 0	0- 0	0- 0	NEUTRAL	0- 0	0- 0	0- 0			
14- 4	0- 0	0- 0	CONFERENCE	1- 1	3- 1	10- 2			
8- 1	0- 0	0- 0	HOME	1- 0	2- 0	5- 1			
6- 3	0- 0	0- 0	AWAY	0- 1	1- 1	5- 1			
0- 0	0- 0	0- 0	NEUTRAL	0- 0	0- 0	0- 0			

RPI S	Opponent	Score	RPI S	Opponent	Score	RPI S	Opponent	Score	RPI S	Opponent	Score
31	A Quinnipiac	64 79	58	A American	42 45	125	A Lehigh	51 63			
			58	H American	68 60	125	H Lehigh	66 62			
						145	A Bucknell	50 46			
						145	H Bucknell	67 45			
						150	A Central Conn. St.	74 60			
						178	H Stony Brook	68 59			
						179	A Holy Cross	53 51			
						179	H Holy Cross	67 53			
						208	A Lafayette	60 71			
						208	H Lafayette	57 41			
						211	A Navy	58 46			
						211	H Navy	50 53			
						217	A Pepperdine	56 44			
						262	A Colgate	64 62			
						262	H Colgate	48 47			
						277	A Loyola Maryland	62 53			
						277	H Loyola Maryland	55 44			
						280	H St. Francis Brooklyn	61 55			
						304	A Fairleigh Dickinson	48 56			
						313	A Boston U.	65 40			
						313	H Boston U.	64 50			
						316	A Manhattan	81 49			
						330	A UC Santa Barbara	61 39			
						345	H Air Force	79 35			
LAST 12 Division I GAMES:											
208	H Lafayette	57 41	211	A Navy	58 46						
313	H Boston U.	64 50	125	H Lehigh	66 62						
58	A American	42 45	277	A Loyola Maryland	62 53						
262	H Colgate	48 47	313	A Boston U.	65 40						
145	A Bucknell	50 46	58	H American	68 60						
179	A Holy Cross	53 51	262	A Colgate	64 62						

Non-Div I Games: St. Thomas Aquinas 70 45

Army

Average RPI Win: 187	WON-LOST	WINNING	LAST 10	STRENGTH OF	OPP. STRENGTH	TEAM	ADJ.	CONF.	ADJ CONF.
Average RPI Loss: 77	RECORD	PCT. RANK	GAMES	SCHEDULE	OF SCHEDULE	RPI	RPI	RPI	RPI
DIV. I ONLY	12- 17	232	3- 7	49	53	154	154	2	2
DIV. I NON-CONF.	9- 4	84	0- 0	205	203	98	98	4	4
TOTALS	RPI 1-25	RPI 26-50	W-L RECORDS	RPI 51-100	RPI 101-150	RPI 150+			
12- 17	1- 3	0- 4	OVERALL	2- 6	1- 2	8- 2			
8- 7	1- 1	0- 2	HOME	0- 3	1- 1	6- 0			
3- 9	0- 2	0- 2	AWAY	2- 3	0- 0	1- 2			
1- 1	0- 0	0- 0	NEUTRAL	0- 0	0- 1	1- 0			
9- 4	1- 0	0- 0	NON-CONFERENCE	0- 2	1- 1	7- 1			
7- 0	1- 0	0- 0	HOME	0- 0	1- 0	5- 0			
1- 3	0- 0	0- 0	AWAY	0- 2	0- 0	1- 1			
1- 1	0- 0	0- 0	NEUTRAL	0- 0	0- 1	1- 0			
3- 13	0- 3	0- 4	CONFERENCE	2- 4	0- 1	1- 1			
1- 7	0- 1	0- 2	HOME	0- 3	0- 1	1- 0			
2- 6	0- 2	0- 2	AWAY	2- 1	0- 0	0- 1			
0- 0	0- 0	0- 0	NEUTRAL	0- 0	0- 0	0- 0			

RPI 1-25				RPI 26-50				RPI 51-100				RPI 101+ Team's RPI: 154			
RPI	S	Opponent	Score	RPI	S	Opponent	Score	RPI	S	Opponent	Score	RPI	S	Opponent	Score
2	H	Tennessee	42 54	26	H	Mississippi St.	48 59	62	A	Vanderbilt	70 58	108	H	Troy	71 54
4	A	South Carolina	58 77	28	A	Texas A&M	45 78	65	A	Georgia	44 26	109	N	Hampton	42 44
9	A	Kentucky	57 78	46	A	Arkansas	47 52	65	H	Georgia	52 57	147	H	Florida	50 63
15	H	FGCU	72 69	46	H	Arkansas	36 54	71	H	LSU	49 60	161	H	Savannah St.	62 56
								88	A	St. John's (NY)	49 56	183	A	Alabama	50 51
								96	A	Missouri	49 59	183	H	Alabama	80 73
								97	H	Ole Miss	46 51	188	A	Winthrop	54 56
								100	A	Virginia	51 66	194	H	Samford	64 41
												253	H	Marquette	79 53
												258	N	SMU	56 43
												289	H	Grambling	92 42
												321	H	Southeastern La.	72 44
												335	A	FIU	81 44
LAST 12 Division I GAMES:															
183	H	Alabama	80 73	71	H	LSU	49 60	28	A	Texas A&M	45 78				
62	A	Vanderbilt	70 58	46	A	Arkansas	47 52	26	H	Mississippi St.	48 59				
65	A	Georgia	44 26	26	H	Mississippi St.	48 59	183	A	Alabama	50 51				
97	H	Ole Miss	46 51	36	54			2	H	Tennessee	42 54				
46	H	Arkansas	36 54	49	59										
96	A	Missouri	49 59												

Non-Div I Games:

Auburn

■ Loss,
■ Non-Conf, S Site,
■ Home
■ Away
N Neutral

Average RPI Win:	258	WON-LOST	WINNING	LAST 10	STRENGTH OF	OPP. STRENGTH	TEAM	ADJ.	CONF.	ADJ CONF.
Average RPI Loss:	174	RECORD	PCT. RANK	GAMES	SCHEDULE	OF SCHEDULE	RPI	RPI	RPI	RPI
DIV. I ONLY	9- 19	269	4- 6	159	310	250	250	26	26	
DIV. I NON-CONF.	2- 10	311	0- 0	27	255	230	230	26	26	
TOTALS	RPI 1-25	RPI 26-50	W-L RECORDS	RPI 51-100	RPI 101-150	RPI 150+				
9- 19	0- 1	0- 1	OVERALL	0- 2	0- 4	9- 11				
4- 8	0- 0	0- 1	HOME	0- 1	0- 2	4- 4				
4- 10	0- 1	0- 0	AWAY	0- 1	0- 2	4- 6				
1- 1	0- 0	0- 0	NEUTRAL	0- 0	0- 0	1- 1				
2- 10	0- 1	0- 1	NON-CONFERENCE	0- 2	0- 2	2- 4				
1- 3	0- 0	0- 1	HOME	0- 1	0- 1	1- 0				
0- 6	0- 1	0- 0	AWAY	0- 1	0- 1	0- 3				
1- 1	0- 0	0- 0	NEUTRAL	0- 0	0- 0	1- 1				
7- 9	0- 0	0- 0	CONFERENCE	0- 0	0- 2	7- 7				
3- 5	0- 0	0- 0	HOME	0- 0	0- 1	3- 4				
4- 4	0- 0	0- 0	AWAY	0- 0	0- 1	4- 3				
0- 0	0- 0	0- 0	NEUTRAL	0- 0	0- 0	0- 0				

RPI 1-25				RPI 26-50				RPI 51-100				RPI 101+ Team's RPI: 250			
RPI	S	Opponent	Score	RPI	S	Opponent	Score	RPI	S	Opponent	Score	RPI	S	Opponent	Score
19	A	Chattanooga	65 76	32	H	Western Ky.	68 91	87	A	Southern Miss.	71 80	101	A	Montana	62 83
								95	H	Wright St.	73 85	122	H	Southern Ill.	65 75
												126	A	UT Martin	63 91
												126	H	UT Martin	61 71
												160	A	Memphis	60 65
												162	N	Saint Louis	86 81
												167	N	Oral Roberts	60 73
												173	A	SIUE	67 87
												173	H	SIUE	62 77
												191	H	Belmont	72 59
												197	A	Jacksonville St.	57 54
												198	H	Tennessee St.	78 81
												243	H	Morehead St.	72 82
												246	A	Evansville	68 72
												247	A	Central Ark.	54 63
												273	H	Grand Canyon	84 77
												284	A	Eastern Ky.	81 71
												297	A	Eastern Ill.	66 63
												297	H	Eastern Ill.	83 72
												310	A	Southeast Mo. St.	72 67
												310	H	Southeast Mo. St.	70 62
												328	A	Murray St.	67 72
												328	H	Murray St.	84 98
												334	A	Tennessee Tech	71 75
LAST 12 Division I GAMES:															
310	A	Southeast Mo. St.	72 67	126	H	UT Martin	61 71	310	H	Southeast Mo. St.	70 62	328	A	Murray St.	67 72
328	A	Murray St.	67 72	173	A	SIUE	67 87	297	A	Eastern Ill.	66 63	328	H	Murray St.	84 98
173	H	SIUE	62 77	243	H	Morehead St.	72 82	198	H	Tennessee St.	78 81				
126	A	UT Martin	63 91												
297	H	Eastern Ill.	83 72												
328	H	Murray St.	84 98												

Non-Div I Games: Brescia 99 63

Austin Peay

■ Loss,
 ■ Non-Conf,
 ■ S Site,
 ■ H Home
 ■ A Away
 N Neutral

BYU

BYUBYU

BYU

Page 20

Bakersfield

Through Games Of March 1, 2015

Average RPI Win: 254	WON-LOST	WINNING	LAST 10	STRENGTH OF	OPP. STRENGTH	TEAM	ADJ.	CONF.	ADJ CONF.
Average RPI Loss: 163	RECORD	PCT. RANK	GAMES	SCHEDULE	OF SCHEDULE	RPI	RPI	RPI	RPI
DIV. I ONLY	20- 7	39	9- 1	323	267	115	115	30	30
DIV. I NON-CONF.	10- 4	80	0- 0	288	132	107	107	30	30
TOTALS	RPI 1-25	RPI 26-50	W-L RECORDS	RPI 51-100	RPI 101-150	RPI 150+			
20- 7	0- 1	0- 1	OVERALL	2- 0	2- 2	16- 3			
14- 0	0- 0	0- 0	HOME	2- 0	2- 0	10- 0			
6- 7	0- 1	0- 1	AWAY	0- 0	0- 2	6- 3			
0- 0	0- 0	0- 0	NEUTRAL	0- 0	0- 0	0- 0			
10- 4	0- 1	0- 1	NON-CONFERENCE	2- 0	1- 1	7- 1			
8- 0	0- 0	0- 0	HOME	2- 0	1- 0	5- 0			
2- 4	0- 1	0- 1	AWAY	0- 0	0- 1	2- 1			
0- 0	0- 0	0- 0	NEUTRAL	0- 0	0- 0	0- 0			
10- 3	0- 0	0- 0	CONFERENCE	0- 0	1- 1	9- 2			
6- 0	0- 0	0- 0	HOME	0- 0	1- 0	5- 0			
4- 3	0- 0	0- 0	AWAY	0- 0	0- 1	4- 2			
0- 0	0- 0	0- 0	NEUTRAL	0- 0	0- 0	0- 0			

RPI 1-25				RPI 26-50				RPI 51-100				RPI 101+				Team's RPI: 115	
RPI	S	Opponent	Score	RPI	S	Opponent	Score	RPI	S	Opponent	Score	RPI	S	Opponent	Score		
17	A	Arizona St.	54 83	36	A	Nebraska	45 54	53	H	Fresno St.	80 60	123	A	New Mexico St.	78 90		
								64	H	Hawaii	78 69	123	H	New Mexico St.	82 78		
												136	A	Cal Poly	66 71		
												141	H	UC Riverside	66 65		
												205	A	Arizona	76 72		
												209	A	Tex.-Pan American	60 77		
												209	H	Tex.-Pan American	87 72		
												220	H	UNLV	74 71		
												272	A	UC Irvine	68 65		
												272	H	UC Irvine	80 70		
												273	A	Grand Canyon	65 60		
												273	H	Grand Canyon	90 67		
												293	A	Omaha	68 80		
												300	H	LIU Brooklyn	84 53		
												311	A	Seattle	69 62		
												311	H	Seattle	73 61		
												326	A	Utah Valley	58 70		
												330	H	UC Santa Barbara	74 64		
												341	A	UMKC	78 76		
												341	H	UMKC	70 67		
												345	H	Air Force	96 56		
												346	A	Chicago St.	83 57		
												346	H	Chicago St.	83 58		
LAST 12 Division I GAMES:																	
				311	H	Seattle	73 61					326	A	Utah Valley	58 70		
				341	A	UMKC	78 76					311	A	Seattle	69 62		
				346	A	Chicago St.	83 57					346	H	Chicago St.	83 58		
				123	H	New Mexico St.	82 78					341	H	UMKC	70 67		
				209	H	Tex.-Pan American	87 72					209	A	Tex.-Pan American	60 77		
				273	A	Grand Canyon	65 60					123	A	New Mexico St.	78 90		

Non-Div I Games: Fresno Pacific 82 60

Bakersfield

■ Loss,
 ■ Non-Conf, S Site,
 ■ Home
 ■ Away
 N Neutral

Average RPI Win:	218	WON-LOST	WINNING	LAST 10	STRENGTH OF	OPP. STRENGTH	TEAM	ADJ.	CONF.	ADJ CONF.
Average RPI Loss:	100	RECORD	PCT. RANK	GAMES	SCHEDULE	OF SCHEDULE	RPI	RPI	RPI	RPI
DIV. I ONLY	15- 12	143	6- 4	163	137	137	137	15	15	
DIV. I NON-CONF.	4- 7	221	0- 0	149	40	223	223	17	17	
TOTALS	RPI 1-25	RPI 26-50	W-L RECORDS	RPI 51-100	RPI 101-150	RPI 150+				
15- 12	0- 1	0- 3	OVERALL	2- 2	2- 4	11- 2				
9- 5	0- 0	0- 1	HOME	1- 1	0- 2	8- 1				
6- 7	0- 1	0- 2	AWAY	1- 1	2- 2	3- 1				
0- 0	0- 0	0- 0	NEUTRAL	0- 0	0- 0	0- 0				
4- 7	0- 1	0- 3	NON-CONFERENCE	0- 0	0- 2	4- 1				
4- 2	0- 0	0- 1	HOME	0- 0	0- 1	4- 0				
0- 5	0- 1	0- 2	AWAY	0- 0	0- 1	0- 1				
0- 0	0- 0	0- 0	NEUTRAL	0- 0	0- 0	0- 0				
11- 5	0- 0	0- 0	CONFERENCE	2- 2	2- 2	7- 1				
5- 3	0- 0	0- 0	HOME	1- 1	0- 1	4- 1				
6- 2	0- 0	0- 0	AWAY	1- 1	2- 1	3- 0				
0- 0	0- 0	0- 0	NEUTRAL	0- 0	0- 0	0- 0				

RPI 1-25				RPI 26-50				RPI 51-100				RPI 101+ Team's RPI: 137			
RPI	S	Opponent	Score	RPI	S	Opponent	Score	RPI	S	Opponent	Score	RPI	S	Opponent	Score
8	A	Louisville	56 69	32	A	Western Ky.	59 84	52	H	Ohio	53 60	104	A	Toledo	69 61
				33	A	Pittsburgh	47 59	79	A	Akron	77 73	120	H	Purdue	60 66
				48	H	Duquesne	62 82	92	A	Western Mich.	50 51	132	A	Butler	41 48
								92	H	Western Mich.	54 36	133	A	Eastern Mich.	72 62
												133	H	Eastern Mich.	41 56
												134	A	Buffalo	43 53
												156	H	Central Mich.	73 64
												162	A	Saint Louis	68 73
												203	H	Charlotte	76 66
												236	H	Oakland	75 50
												246	H	Evansville	76 70
												249	A	Northern Ill.	51 50
												249	H	Northern Ill.	62 65
												283	A	Miami (OH)	72 55
												283	H	Miami (OH)	72 41
												290	H	Kent St.	85 47
												294	A	Bowling Green	62 50
												294	H	Bowling Green	77 52
												328	H	Murray St.	85 59
LAST 12 Division I GAMES:															
				92	A	Western Mich.	50 51	104	A	Toledo	69 61				
				133	H	Eastern Mich.	41 56	249	H	Northern Ill.	62 65				
				249	A	Northern Ill.	51 50	283	A	Miami (OH)	72 55				
				156	H	Central Mich.	73 64	52	H	Ohio	53 60				
				294	H	Bowling Green	77 52	79	A	Akron	77 73				
				133	A	Eastern Mich.	72 62	134	A	Buffalo	43 53				

Non-Div I Games:

Ball St.

■ Loss,
■ Non-Conf,
■ S Site,
■ H Home
■ A Away
N Neutral

Through Games of March 17, 2018										
Average RPI Win:	97	WON-LOST	WINNING	LAST 10	STRENGTH OF	OPP. STRENGTH	TEAM	ADJ.	CONF.	ADJ CONF.
Average RPI Loss:	24	RECORD	PCT. RANK	GAMES	SCHEDULE	OF SCHEDULE	RPI	RPI	RPI	RPI
DIV. I ONLY	26- 3	9	8- 2	11	15	3	3	1	1	
DIV. I NON-CONF.	11- 1	11	0- 0	45	80	7	7	1	1	
<hr/>										
TOTALS	RPI 1-25	RPI 26-50		W-L RECORDS		RPI 51-100	RPI 101-150	RPI 150+		
26- 3	3- 2	5- 1		OVERALL		8- 0	5- 0	5- 0		
16- 0	2- 0	3- 0		HOME		3- 0	3- 0	5- 0		
8- 3	1- 2	1- 1		AWAY		4- 0	2- 0	0- 0		
2- 0	0- 0	1- 0		NEUTRAL		1- 0	0- 0	0- 0		
11- 1	0- 1	2- 0		NON-CONFERENCE		2- 0	2- 0	5- 0		
8- 0	0- 0	1- 0		HOME		0- 0	2- 0	5- 0		
1- 1	0- 1	0- 0		AWAY		1- 0	0- 0	0- 0		
2- 0	0- 0	1- 0		NEUTRAL		1- 0	0- 0	0- 0		
15- 2	3- 1	3- 1		CONFERENCE		6- 0	3- 0	0- 0		
8- 0	2- 0	2- 0		HOME		3- 0	1- 0	0- 0		
7- 2	1- 1	1- 1		AWAY		3- 0	2- 0	0- 0		
0- 0	0- 0	0- 0		NEUTRAL		0- 0	0- 0	0- 0		

RPI	S	Opponent	Score	RPI	S	Opponent	Score	RPI	S	Opponent	Score	RPI	S	Opponent	Score
9	A	Kentucky	64 74	29	N	Syracuse	74 72	63	A	TCU	89 67	102	A	Kansas	71 63
21	A	Oklahoma	64 68	41	H	Stetson	96 42	63	H	TCU	91 75	102	H	Kansas	66 58
21	H	Oklahoma	89 66	43	A	Iowa St.	71 76	65	A	West Virginia	66 62	119	H	Marist	90 60
23	A	Texas	70 68	43	H	Iowa St.	79 47	65	H	West Virginia	79 51	121	A	Texas Tech	67 60
23	H	Texas	75 58	45	A	Oklahoma St.	69 52	73	A	Kansas St.	74 44	128	H	Stephen F. Austin	96 57
				45	H	Oklahoma St.	61 45	73	H	Kansas St.	68 46	167	H	Oral Roberts	101 60
								86	N	Michigan St.	84 65	202	H	Idaho	88 70
								97	A	Ole Miss	96 54	209	H	Tex.-Pan American	96 42
												231	H	Prairie View	108 64
												274	H	Utah St.	99 43
LAST 12 Division I GAMES:															
43	A	Iowa St.	71 76	23	A	Texas	70 68								
21	A	Oklahoma	64 68	45	A	Oklahoma St.	69 52								
63	H	TCU	91 75	102	H	Kansas	66 58								
121	A	Texas Tech	67 60	63	A	TCU	89 67								
65	H	West Virginia	79 51	73	H	Kansas St.	68 46								
21	H	Oklahoma	89 66	23	H	Texas	75 58								

Non-Div I Games:

Baylor

Belmont

Through Games Of March 1, 2015

Average RPI Win:	266	WON-LOST	WINNING	LAST 10	STRENGTH OF	OPP. STRENGTH	TEAM	ADJ.	CONF.	ADJ CONF.
Average RPI Loss:	131	RECORD	PCT. RANK	GAMES	SCHEDULE	OF SCHEDULE	RPI	RPI	RPI	RPI
DIV. I ONLY	13- 15	196	8- 2	179	242	191	191	26	26	
DIV. I NON-CONF.	3- 9	281	0- 0	67	28	170	170	26	26	
TOTALS	RPI 1-25	RPI 26-50	W-L RECORDS	RPI 51-100	RPI 101-150	RPI 150+				
13- 15	0- 3	0- 1	OVERALL	0- 3	0- 2	13- 6				
6- 5	0- 1	0- 1	HOME	0- 0	0- 1	6- 2				
7- 9	0- 2	0- 0	AWAY	0- 2	0- 1	7- 4				
0- 1	0- 0	0- 0	NEUTRAL	0- 1	0- 0	0- 0				
3- 9	0- 3	0- 1	NON-CONFERENCE	0- 3	0- 1	3- 1				
1- 2	0- 1	0- 1	HOME	0- 0	0- 0	1- 0				
2- 6	0- 2	0- 0	AWAY	0- 2	0- 1	2- 1				
0- 1	0- 0	0- 0	NEUTRAL	0- 1	0- 0	0- 0				
10- 6	0- 0	0- 0	CONFERENCE	0- 0	0- 1	10- 5				
5- 3	0- 0	0- 0	HOME	0- 0	0- 1	5- 2				
5- 3	0- 0	0- 0	AWAY	0- 0	0- 0	5- 3				
0- 0	0- 0	0- 0	NEUTRAL	0- 0	0- 0	0- 0				

RPI 1-25				RPI 26-50				RPI 51-100				RPI 101+ Team's RPI: 191			
RPI	S	Opponent	Score	RPI	S	Opponent	Score	RPI	S	Opponent	Score	RPI	S	Opponent	Score
8	A	Louisville	35 95	32	H	Western Ky.	50 66	62	A	Vanderbilt	58 65	118	A	Cleveland St.	86 89
9	A	Kentucky	55 71					65	A	Georgia	43 62	126	H	UT Martin	68 85
19	H	Chattanooga	48 60					79	N	Akron	58 73	173	H	SIUE	52 67
												181	A	Mercer	86 83
												197	A	Jacksonville St.	55 52
												197	H	Jacksonville St.	70 66
												198	A	Tennessee St.	64 62
												198	H	Tennessee St.	53 70
												243	A	Morehead St.	55 66
												243	H	Morehead St.	57 56
												250	A	Austin Peay	59 72
												265	H	Lipscomb	80 60
												284	A	Eastern Ky.	76 59
												284	H	Eastern Ky.	84 70
												290	A	Kent St.	55 58
												297	A	Eastern Ill.	72 77
												309	A	Denver	72 43
												310	H	Southeast Mo. St.	62 39
												328	A	Murray St.	79 68
												334	A	Tennessee Tech	64 62
												334	H	Tennessee Tech	59 53
LAST 12 Division I GAMES:															
198	H	Tennessee St.	53 70	243	A	Morehead St.	55 66								
284	H	Eastern Ky.	84 70	334	H	Tennessee Tech	59 53								
334	A	Tennessee Tech	64 62	198	A	Tennessee St.	64 62								
243	H	Morehead St.	57 56	197	H	Jacksonville St.	70 66								
197	A	Jacksonville St.	55 52	328	A	Murray St.	79 68								
284	A	Eastern Ky.	76 59	250	A	Austin Peay	59 72								

Non-Div I Games: North Ala.

69 72

Belmont

Loss, Non-Conf, S Site, H Home A Away N Neutral

Bethune-Cookman

Through Games Of March 1, 2015

Average RPI Win:	311	WON-LOST	WINNING	LAST 10	STRENGTH OF	OPP. STRENGTH	TEAM	ADJ.	CONF.	ADJ CONF.
Average RPI Loss:	157	RECORD	PCT. RANK	GAMES	SCHEDULE	OF SCHEDULE	RPI	RPI	RPI	RPI
DIV. I ONLY	10- 14	230	8- 2	245	329	248	248	31	31	
DIV. I NON-CONF.	1- 9	328	0- 0	16	174	246	246	29	29	
TOTALS	RPI 1-25	RPI 26-50	W-L RECORDS	RPI 51-100	RPI 101-150	RPI 150+				
10- 14	0- 2	0- 1	OVERALL	0- 2	0- 2	10- 7				
5- 6	0- 1	0- 0	HOME	0- 1	0- 1	5- 3				
5- 6	0- 1	0- 1	AWAY	0- 1	0- 0	5- 3				
0- 2	0- 0	0- 0	NEUTRAL	0- 0	0- 1	0- 1				
1- 9	0- 2	0- 1	NON-CONFERENCE	0- 2	0- 1	1- 3				
1- 3	0- 1	0- 0	HOME	0- 1	0- 0	1- 1				
0- 4	0- 1	0- 1	AWAY	0- 1	0- 0	0- 1				
0- 2	0- 0	0- 0	NEUTRAL	0- 0	0- 1	0- 1				
9- 5	0- 0	0- 0	CONFERENCE	0- 0	0- 1	9- 4				
4- 3	0- 0	0- 0	HOME	0- 0	0- 1	4- 2				
5- 2	0- 0	0- 0	AWAY	0- 0	0- 0	5- 2				
0- 0	0- 0	0- 0	NEUTRAL	0- 0	0- 0	0- 0				

RPI 1-25				RPI 26-50				RPI 51-100				RPI 101+ Team's RPI: 248			
RPI	S	Opponent	Score	RPI	S	Opponent	Score	RPI	S	Opponent	Score	RPI	S	Opponent	Score
10	A	Florida St.	34 103	41	A	Stetson	61 91	72	A	East Carolina	42 71	109	H	Hampton	54 61
15	H	FGCU	46 91					79	H	Akron	63 81	127	N	Texas St.	40 51
												161	A	Savannah St.	59 52
												200	H	N.C. A&T	46 52
												210	N	Campbell	55 66
												212	H	Fla. Atlantic	68 88
												213	A	Jacksonville	51 64
												271	H	Norfolk St.	40 53
												285	A	South Carolina St.	61 68
												296	A	Morgan St.	55 48
												298	H	Western Caro.	63 53
												325	H	UMES	75 65
												336	A	Florida A&M	70 57
												336	H	Florida A&M	76 64
												337	A	N.C. Central	50 33
												337	H	N.C. Central	71 57
												340	A	Coppin St.	61 58
												343	H	Howard	61 53
												347	A	Delaware St.	71 72
LAST 12 Division I GAMES:															
337	A	N.C. Central	50 33	343	H	Howard	61 53								
336	H	Florida A&M	76 64	325	H	UMES	75 65								
200	H	N.C. A&T	46 52	296	A	Morgan St.	55 48								
337	H	N.C. Central	71 57	340	A	Coppin St.	61 58								
347	A	Delaware St.	71 72	271	H	Norfolk St.	40 53								
336	A	Florida A&M	70 57	109	H	Hampton	54 61								

Non-Div I Games: Edward Waters 60 42 Lynn 67 48

Bethune-Cookman

■ Loss,
 ■ Non-Conf, S Site,
 ■ Home
 ■ Away
 N Neutral

Binghamton

Through Games Of March 1, 2015

Average RPI Win:	286	WON-LOST	WINNING	LAST 10	STRENGTH OF	OPP. STRENGTH	TEAM	ADJ.	CONF.	ADJ CONF.
Average RPI Loss:	175	RECORD	PCT. RANK	GAMES	SCHEDULE	OF SCHEDULE	RPI	RPI	RPI	RPI
DIV. I ONLY	4- 25	331	0- 10	182	279	324	324	23	23	
DIV. I NON-CONF.	2- 11	314	0- 0	168	323	313	313	23	23	
TOTALS	RPI 1-25	RPI 26-50	W-L RECORDS	RPI 51-100	RPI 101-150	RPI 150+				
4- 25	0- 1	0- 0	OVERALL	0- 6	0- 2	4- 16				
3- 10	0- 0	0- 0	HOME	0- 2	0- 1	3- 7				
0- 15	0- 0	0- 0	AWAY	0- 0	0- 0	0- 2				
1- 0	0- 0	0- 0	NEUTRAL	0- 0	0- 0	1- 0				
2- 11	0- 1	0- 0	NON-CONFERENCE	0- 2	0- 2	2- 6				
1- 4	0- 0	0- 0	HOME	0- 0	0- 1	1- 3				
0- 7	0- 1	0- 0	AWAY	0- 2	0- 1	0- 3				
1- 0	0- 0	0- 0	NEUTRAL	0- 0	0- 0	1- 0				
2- 14	0- 0	0- 0	CONFERENCE	0- 4	0- 0	2- 10				
2- 6	0- 0	0- 0	HOME	0- 2	0- 0	2- 4				
0- 8	0- 0	0- 0	AWAY	0- 2	0- 0	0- 6				
0- 0	0- 0	0- 0	NEUTRAL	0- 0	0- 0	0- 0				

RPI	S	Opponent	Score	RPI	S	Opponent	Score	RPI	S	Opponent	Score	RPI	S	Opponent	Score	Team's RPI: 324
16	A	Princeton	58 96					79	A	Akron	49 80	145	H	Bucknell	57 68	
								82	A	Albany (NY)	53 75	146	A	St. Bonaventure	54 72	
								82	H	Albany (NY)	49 82	170	A	Hartford	44 59	
								83	A	Maine	48 70	170	H	Hartford	46 51	
								83	H	Maine	56 70	178	A	Stony Brook	54 67	
								88	A	St. John's (NY)	51 67	178	H	Stony Brook	59 68	
												180	H	Siena	53 62	
												187	H	Xavier	71 89	
												201	A	New Hampshire	68 73	
												201	H	New Hampshire	58 76	
												224	A	UMass Lowell	49 66	
												224	H	UMass Lowell	65 64	
												234	H	Niagara	52 63	
												255	A	Canisius	75 91	
												262	A	Colgate	55 74	
												269	H	Rider	72 67	
												270	A	UMBC	50 73	
												270	H	UMBC	55 71	
												295	A	NJIT	48 52	
												303	A	Vermont	66 72	
												303	H	Vermont	73 62	
												347	N	Delaware St.	90 84	
LAST 12 Division I GAMES:																
270	A	UMBC	50 73	170	H	Hartford	46 51									
178	H	Stony Brook	59 68	224	A	UMass Lowell	49 66									
83	H	Maine	56 70	270	H	UMBC	55 71									
201	H	New Hampshire	58 76	178	A	Stony Brook	54 67									
82	A	Albany (NY)	53 75	83	A	Maine	48 70									
303	A	Vermont	66 72	201	A	New Hampshire	68 73									

Non-Div I Games:

Binghamton

Loss, Non-Conf, S Site, H Home A Away N Neutral

Average RPI Win:	205	WON-LOST	WINNING	LAST 10	STRENGTH OF	OPP. STRENGTH	TEAM	ADJ.	CONF.	ADJ CONF.
Average RPI Loss:	195	RECORD	PCT. RANK	GAMES	SCHEDULE	OF SCHEDULE	RPI	RPI	RPI	RPI
DIV. I ONLY	16- 9	91	4- 3	256	229	135	135	22	22	
DIV. I NON-CONF.	6- 3	92	0- 0	184	282	108	108	19	19	
TOTALS	RPI 1-25	RPI 26-50	W-L RECORDS	RPI 51-100	RPI 101-150	RPI 150+				
16- 9	0- 0	0- 0	OVERALL	2- 1	4- 2	10- 6				
10- 2	0- 0	0- 0	HOME	2- 0	3- 0	5- 2				
5- 6	0- 0	0- 0	AWAY	0- 1	0- 1	5- 4				
1- 1	0- 0	0- 0	NEUTRAL	0- 0	1- 1	0- 0				
6- 3	0- 0	0- 0	NON-CONFERENCE	0- 0	3- 1	3- 2				
4- 0	0- 0	0- 0	HOME	0- 0	2- 0	2- 0				
1- 2	0- 0	0- 0	AWAY	0- 0	0- 0	1- 2				
1- 1	0- 0	0- 0	NEUTRAL	0- 0	1- 1	0- 0				
10- 6	0- 0	0- 0	CONFERENCE	2- 1	1- 1	7- 4				
6- 2	0- 0	0- 0	HOME	2- 0	1- 0	3- 2				
4- 4	0- 0	0- 0	AWAY	0- 1	0- 1	4- 2				
0- 0	0- 0	0- 0	NEUTRAL	0- 0	0- 0	0- 0				

RPI	S	Opponent	Score	RPI	S	Opponent	Score	RPI	S	Opponent	Score	RPI	S	Opponent	Score	Team's RPI: 135
53	H	Fresno St.	75 66	68	A	Colorado St.	82 83	68	H	Colorado St.	75 65	106	N	Long Beach St.	50 68	
68	A	Colorado St.	82 83	68	H	Colorado St.	75 65	111	N	Yale	59 53	116	A	New Mexico	50 63	
68	H	Colorado St.	75 65					116	H	New Mexico	86 65	123	H	New Mexico St.	70 45	
								143	H	Eastern Wash.	90 72	186	H	Montana St.	75 60	
								206	H	Wyoming	59 64	220	A	UNLV	78 67	
								220	H	UNLV	60 74	221	A	San Diego St.	40 57	
								221	H	San Diego St.	64 58	221	H	San Diego St.	64 58	
								237	A	Idaho St.	86 62	239	A	Southern Utah	64 66	
								257	A	San Jose St.	78 88	274	A	Utah St.	63 53	
								274	H	Utah St.	94 55	282	H	Portland	94 58	
								287	A	Nevada	51 47	287	A	Nevada	51 47	
								326	A	Utah Valley	60 68	345	A	Air Force	88 69	
								345	H	Air Force	81 54					
LAST 12 Division I GAMES:																
221	H	San Diego St.	64 58	221	A	San Diego St.	40 57	274	H	Utah St.	94 55					
116	A	New Mexico	50 63	68	A	Colorado St.	82 83	345	H	Air Force	81 54					
287	A	Nevada	51 47	257	A	San Jose St.	78 88	116	H	New Mexico	86 65					
220	H	UNLV	60 74													
53	H	Fresno St.	75 66													
345	A	Air Force	88 69													

Non-Div I Games: Col. of Idaho 91 40 Carroll (MT) 58 45

Boise St.

■ Loss,
 ■ Non-Conf, S Site,
 ■ Home
 ■ Away
 N Neutral

Average RPI Win:	182	WON-LOST	WINNING	LAST 10	STRENGTH OF	OPP. STRENGTH	TEAM	ADJ.	CONF.	ADJ CONF.
Average RPI Loss:	58	RECORD	PCT. RANK	GAMES	SCHEDULE	OF SCHEDULE	RPI	RPI	RPI	RPI
DIV. I ONLY	13- 16	210	4- 6	29	37	105	105	3	3	
DIV. I NON-CONF.	8- 5	123	0- 1	171	154	128	128	3	3	
<hr/>										
TOTALS	RPI 1-25	RPI 26-50	W-L RECORDS	RPI 51-100	RPI 101-150	RPI 150+				
13- 16	1- 6	0- 3	OVERALL	2- 4	0- 1	10- 2				
9- 6	1- 2	0- 1	HOME	1- 1	0- 1	7- 1				
3- 10	0- 4	0- 2	AWAY	1- 3	0- 0	2- 1				
1- 0	0- 0	0- 0	NEUTRAL	0- 0	0- 0	1- 0				
8- 5	0- 1	0- 0	NON-CONFERENCE	1- 1	0- 1	7- 2				
5- 2	0- 0	0- 0	HOME	0- 0	0- 1	5- 1				
2- 3	0- 1	0- 0	AWAY	1- 1	0- 0	1- 1				
1- 0	0- 0	0- 0	NEUTRAL	0- 0	0- 0	1- 0				
5- 11	1- 5	0- 3	CONFERENCE	1- 3	0- 0	3- 0				
4- 4	1- 2	0- 1	HOME	1- 1	0- 0	2- 0				
1- 7	0- 3	0- 2	AWAY	0- 2	0- 0	1- 0				
0- 0	0- 0	0- 0	NEUTRAL	0- 0	0- 0	0- 0				

RPI 1-25				RPI 26-50				RPI 51-100				RPI 101+ Team's RPI: 105			
RPI	S	Opponent	Score	RPI	S	Opponent	Score	RPI	S	Opponent	Score	RPI	S	Opponent	Score
1	A	Notre Dame	58 104	29	A	Syracuse	51 73	59	A	St. Mary's (CA)	82 72	103	H	Hofstra	61 75
1	H	Notre Dame	56 89	29	H	Syracuse	46 64	70	H	North Carolina St.	64 59	155	H	Bryant	90 79
8	A	Louisville	60 77	33	A	Pittsburgh	70 78	78	A	Miami (FL)	53 74	158	H	Indiana	67 76
10	H	Florida St.	68 86					83	A	Maine	64 69	170	A	Hartford	73 61
12	A	North Carolina	60 72					84	H	Georgia Tech	77 80	179	A	Holy Cross	64 80
13	H	Duke	60 56					100	A	Virginia	56 68	185	H	Clemson	68 53
20	A	Stanford	63 96									201	H	New Hampshire	64 58
												207	A	Wake Forest	75 74
												215	N	Brown	90 80
												223	H	Virginia Tech	49 47
												256	H	Providence	79 51
												301	H	Northeastern	66 56
												313	H	Boston U.	73 56
<hr/>															
LAST 12 Division I GAMES:															
83	A	Maine	64 69	207	A	Wake Forest	75 74	1	H	Notre Dame	56 89				
223	H	Virginia Tech	49 47	185	H	Clemson	68 53	12	A	North Carolina	60 72				
8	A	Louisville	60 77	33	A	Pittsburgh	70 78	13	H	Duke	60 56				
10	H	Florida St.	68 86												
29	A	Syracuse	51 73												
70	H	North Carolina St.	64 59												

Non-Div I Games:

Boston College

■ Loss,
 ■ Non-Conf, S Site,
 ■ Home
 ■ Away
 N Neutral

Season 01				Through Games Of March 17, 2019						
Average RPI Win:	206	WON-LOST	WINNING	LAST 10	STRENGTH OF	OPP. STRENGTH	TEAM	ADJ.	CONF.	ADJ CONF.
Average RPI Loss:	163	RECORD	PCT. RANK	GAMES	SCHEDULE	OF SCHEDULE	RPI	RPI	RPI	RPI
DIV. I ONLY	5- 24	326	1- 9	196	195	313	313	18	18	
DIV. I NON-CONF.	3- 8	263	0- 0	229	146	282	282	20	20	

TOTALS	RPI 1-25		RPI 26-50		W-L RECORDS		RPI 51-100		RPI 101-150	RPI 150+
5- 24	0- 0		0- 0		OVERALL		0- 4		2- 9	3- 11
4- 9	0- 0		0- 0		HOME		0- 2		1- 2	3- 5
0- 15	0- 0		0- 0		AWAY		0- 0		0- 0	0- 0
1- 0	0- 0		0- 0		NEUTRAL		0- 0		1- 0	0- 0
3- 8	0- 0		0- 0		NON-CONFERENCE		0- 0		2- 5	1- 3
2- 2	0- 0		0- 0		HOME		0- 0		1- 0	1- 2
0- 6	0- 0		0- 0		AWAY		0- 0		0- 5	0- 1
1- 0	0- 0		0- 0		NEUTRAL		0- 0		1- 0	0- 0
2- 16	0- 0		0- 0		CONFERENCE		0- 4		0- 4	2- 8
2- 7	0- 0		0- 0		HOME		0- 2		0- 2	2- 3
0- 9	0- 0		0- 0		AWAY		0- 2		0- 2	0- 5
0- 0	0- 0		0- 0		NEUTRAL		0- 0		0- 0	0- 0

[illegible]

Non-Div I Games:

Boston U.

Loss, Non-Conf, S Site, H Home A Away N Neutral

Bowling Green

Through Games Of March 1, 2015

Average RPI Win:	278	WON-LOST	WINNING	LAST 10	STRENGTH OF	OPP. STRENGTH	TEAM	ADJ.	CONF.	ADJ CONF.
Average RPI Loss:	170	RECORD	PCT. RANK	GAMES	SCHEDULE	OF SCHEDULE	RPI	RPI	RPI	RPI
DIV. I ONLY	9- 18	266	1- 9	335	198	294	294	15	15	
DIV. I NON-CONF.	7- 4	107	0- 0	349	243	261	261	17	17	
TOTALS	RPI 1-25	RPI 26-50	W-L RECORDS	RPI 51-100	RPI 101-150	RPI 150+				
9- 18	0- 0	0- 0	OVERALL	0- 4	0- 7	9- 7				
4- 6	0- 0	0- 0	HOME	0- 1	0- 3	4- 2				
4- 11	0- 0	0- 0	AWAY	0- 3	0- 3	4- 5				
1- 1	0- 0	0- 0	NEUTRAL	0- 0	0- 1	1- 0				
7- 4	0- 0	0- 0	NON-CONFERENCE	0- 0	0- 2	7- 2				
2- 1	0- 0	0- 0	HOME	0- 0	0- 1	2- 0				
4- 2	0- 0	0- 0	AWAY	0- 0	0- 0	4- 2				
1- 1	0- 0	0- 0	NEUTRAL	0- 0	0- 1	1- 0				
2- 14	0- 0	0- 0	CONFERENCE	0- 4	0- 5	2- 5				
2- 5	0- 0	0- 0	HOME	0- 1	0- 2	2- 2				
0- 9	0- 0	0- 0	AWAY	0- 3	0- 3	0- 3				
0- 0	0- 0	0- 0	NEUTRAL	0- 0	0- 0	0- 0				

RPI S	Opponent	Score	RPI S	Opponent	Score	RPI S	Opponent	Score	RPI S	Opponent	Score	Team's RPI: 294
						52	A Ohio	47 67	104	H Toledo	48 64	
						52	H Ohio	46 71	109	N Hampton	53 64	
						79	A Akron	59 67	133	A Eastern Mich.	52 64	
						92	A Western Mich.	52 82	134	A Buffalo	45 66	
									137	A Ball St.	52 77	
									137	H Ball St.	50 62	
									145	H Bucknell	52 53	
									156	H Central Mich.	54 57	
									190	H Iona	80 59	
									249	A Northern Ill.	50 67	
									249	H Northern Ill.	65 59	
									264	H Cincinnati	66 55	
									272	N UC Irvine	62 54	
									275	A Loyola Marymount	48 51	
									276	A Milwaukee	60 50	
									283	A Miami (OH)	51 59	
									283	H Miami (OH)	66 53	
									290	A Kent St.	48 55	
									290	H Kent St.	58 62	
									319	A Bradley	61 47	
									320	A Saint Francis (PA)	76 62	
									331	A Illinois St.	58 54	
									335	A FIU	55 68	
LAST 12 Division I GAMES:												
			52	A Ohio	47 67	156	H Central Mich.	54 57				
			283	A Miami (OH)	51 59	104	H Toledo	48 64				
			290	H Kent St.	58 62	249	A Northern Ill.	50 67				
			137	A Ball St.	52 77	283	H Miami (OH)	66 53				
			52	H Ohio	46 71	92	A Western Mich.	52 82				
			134	A Buffalo	45 66	133	A Eastern Mich.	52 64				

Non-Div I Games:

Bowling Green

■ Loss,
 ■ Non-Conf,
 ■ S Site,
 ■ Home
 ■ A Away
 N Neutral

Bradley

Through Games Of March 1, 2015

Average RPI Win:	269	WON-LOST	WINNING	LAST 10	STRENGTH OF	OPP. STRENGTH	TEAM	ADJ.	CONF.	ADJ CONF.
Average RPI Loss:	168	RECORD	PCT. RANK	GAMES	SCHEDULE	OF SCHEDULE	RPI	RPI	RPI	RPI
DIV. I ONLY	6- 21	305	5- 5	264	249	319	319	19	19	
DIV. I NON-CONF.	1- 10	329	0- 0	272	309	342	342	16	16	
TOTALS	RPI 1-25	RPI 26-50	W-L RECORDS	RPI 51-100	RPI 101-150	RPI 150+				
6- 21	0- 1	0- 3	OVERALL	1- 1	0- 5	5- 11				
4- 11	0- 0	0- 1	HOME	1- 1	0- 3	3- 6				
2- 10	0- 1	0- 2	AWAY	0- 0	0- 2	2- 5				
0- 0	0- 0	0- 0	NEUTRAL	0- 0	0- 0	0- 0				
1- 10	0- 1	0- 1	NON-CONFERENCE	1- 0	0- 0	0- 8				
1- 5	0- 0	0- 0	HOME	1- 0	0- 0	0- 5				
0- 5	0- 1	0- 1	AWAY	0- 0	0- 0	0- 3				
0- 0	0- 0	0- 0	NEUTRAL	0- 0	0- 0	0- 0				
5- 11	0- 0	0- 2	CONFERENCE	0- 1	0- 5	5- 3				
3- 6	0- 0	0- 1	HOME	0- 1	0- 3	3- 1				
2- 5	0- 0	0- 1	AWAY	0- 0	0- 2	2- 2				
0- 0	0- 0	0- 0	NEUTRAL	0- 0	0- 0	0- 0				

RPI 1-25				RPI 26-50				RPI 51-100				RPI 101+				Team's RPI: 319	
RPI	S	Opponent	Score	RPI	S	Opponent	Score	RPI	S	Opponent	Score	RPI	S	Opponent	Score		
21	A	Oklahoma	55 104	44	A	Wichita St.	36 66	67	H	Drake	47 80	110	H	UNI	51 70		
				44	H	Wichita St.	45 61	96	H	Missouri	76 64	122	A	Southern Ill.	59 76		
				49	A	DePaul	77 101					122	H	Southern Ill.	66 72		
												144	A	Missouri St.	61 69		
												144	H	Missouri St.	64 78		
												157	A	Indiana St.	50 64		
												157	H	Indiana St.	55 65		
												178	A	Stony Brook	63 79		
												204	A	Ill.-Chicago	43 71		
												229	H	Western Ill.	63 75		
												246	A	Evansville	46 86		
												246	H	Evansville	56 50		
												249	H	Northern Ill.	54 67		
												294	H	Bowling Green	47 61		
												299	A	Columbia	74 81		
												305	A	Loyola Chicago	46 45		
												305	H	Loyola Chicago	66 57		
												310	H	Southeast Mo. St.	65 70		
												331	A	Illinois St.	58 55		
												331	H	Illinois St.	60 50		
												346	H	Chicago St.	59 62		
LAST 12 Division I GAMES:																	
				331	H	Illinois St.	60 50					157	H	Indiana St.	55 65		
				122	H	Southern Ill.	66 72					122	A	Southern Ill.	59 76		
				305	H	Loyola Chicago	66 57					331	A	Illinois St.	58 55		
				44	A	Wichita St.	36 66					305	A	Loyola Chicago	46 45		
				144	A	Missouri St.	61 69					144	H	Missouri St.	64 78		
				246	H	Evansville	56 50					44	H	Wichita St.	45 61		

Non-Div I Games:

Bradley

■ Loss,
 ■ Non-Conf, S Site,
 ■ Home
 ■ Away
 N Neutral

Average RPI Win:	244	WON-LOST	WINNING	LAST 10	STRENGTH OF	OPP. STRENGTH	TEAM	ADJ.	CONF.	ADJ CONF.
Average RPI Loss:	124	RECORD	PCT. RANK	GAMES	SCHEDULE	OF SCHEDULE	RPI	RPI	RPI	RPI
DIV. I ONLY	10- 16	241	1- 7	144	203	215	215	7	7	
DIV. I NON-CONF.	6- 8	197	0- 2	286	314	253	253	10	10	
TOTALS	RPI 1-25	RPI 26-50	W-L RECORDS	RPI 51-100	RPI 101-150	RPI 150+				
10- 16	0- 2	0- 0	OVERALL	0- 3	2- 7	8- 4				
4- 6	0- 1	0- 0	HOME	0- 1	0- 3	4- 1				
5- 8	0- 1	0- 0	AWAY	0- 2	2- 2	3- 3				
1- 2	0- 0	0- 0	NEUTRAL	0- 0	0- 2	1- 0				
6- 8	0- 0	0- 0	NON-CONFERENCE	0- 1	0- 4	6- 3				
3- 2	0- 0	0- 0	HOME	0- 0	0- 1	3- 1				
2- 4	0- 0	0- 0	AWAY	0- 1	0- 1	2- 2				
1- 2	0- 0	0- 0	NEUTRAL	0- 0	0- 2	1- 0				
4- 8	0- 2	0- 0	CONFERENCE	0- 2	2- 3	2- 1				
1- 4	0- 1	0- 0	HOME	0- 1	0- 2	1- 0				
3- 4	0- 1	0- 0	AWAY	0- 1	2- 1	1- 1				
0- 0	0- 0	0- 0	NEUTRAL	0- 0	0- 0	0- 0				

RPI	S	Opponent	Score	RPI	S	Opponent	Score	RPI	S	Opponent	Score	RPI	S	Opponent	Score	Team's RPI: 215
16	A	Princeton	67 79					55	A	Penn	58 75	105	N	Boston College	80 90	
16	H	Princeton	58 86					55	H	Penn	75 83	111	A	Yale	49 66	
								83	A	Maine	53 58	111	H	Yale	69 79	
												117	A	Cornell	58 51	
												117	H	Cornell	52 65	
												124	A	Rhode Island	61 65	
												130	A	Harvard	83 80	
												141	N	UC Riverside	65 79	
												146	H	St. Bonaventure	56 58	
												152	A	Dartmouth	50 47	
												155	H	Bryant	60 67	
												199	H	Sacred Heart	66 56	
												201	A	New Hampshire	57 60	
												256	A	Providence	69 78	
												295	H	NJIT	67 39	
												296	A	Morgan St.	59 52	
												299	A	Columbia	74 83	
												299	H	Columbia	85 76	
												303	A	Vermont	81 76	
												304	H	Fairleigh Dickinson	79 74	
												343	N	Howard	80 68	
LAST 12 Division I GAMES:																
146	H	St. Bonaventure	56 58	55	H	Penn	75 83									
105	N	Boston College	80 90	16	H	Princeton	58 86									
16	A	Princeton	67 79	152	A	Dartmouth	50 47									
55	A	Penn	58 75	130	A	Harvard	83 80									
117	A	Cornell	58 51	299	H	Columbia	85 76									
299	A	Columbia	74 83	117	H	Cornell	52 65									

Non-Div I Games:

Brown

■ Loss,
 ■ Non-Conf,
 ■ S Site,
 ■ H Home
 ■ A Away
 N Neutral

Average RPI Win: 265	WON-LOST	WINNING	LAST 10	STRENGTH OF	OPP. STRENGTH	TEAM	ADJ.	CONF.	ADJ CONF.
Average RPI Loss: 172	RECORD	PCT. RANK	GAMES	SCHEDULE	OF SCHEDULE	RPI	RPI	RPI	RPI
DIV. I ONLY	20- 8	55	7- 3	330	286	155	155	29	29
DIV. I NON-CONF.	7- 4	107	0- 0	257	180	138	138	28	28
TOTALS	RPI 1-25	RPI 26-50	W-L RECORDS	RPI 51-100	RPI 101-150	RPI 150+			
20- 8	0- 0	0- 0	OVERALL	1- 0	0- 4	19- 4			
11- 2	0- 0	0- 0	HOME	1- 0	0- 1	10- 1			
9- 6	0- 0	0- 0	AWAY	0- 0	0- 3	9- 3			
0- 0	0- 0	0- 0	NEUTRAL	0- 0	0- 0	0- 0			
7- 4	0- 0	0- 0	NON-CONFERENCE	1- 0	0- 3	6- 1			
4- 1	0- 0	0- 0	HOME	1- 0	0- 1	3- 0			
3- 3	0- 0	0- 0	AWAY	0- 0	0- 2	3- 1			
0- 0	0- 0	0- 0	NEUTRAL	0- 0	0- 0	0- 0			
13- 4	0- 0	0- 0	CONFERENCE	0- 0	0- 1	13- 3			
7- 1	0- 0	0- 0	HOME	0- 0	0- 0	7- 1			
6- 3	0- 0	0- 0	AWAY	0- 0	0- 1	6- 2			
0- 0	0- 0	0- 0	NEUTRAL	0- 0	0- 0	0- 0			

RPI S	Opponent	Score	RPI S	Opponent	Score	RPI S	Opponent	Score	RPI S	Opponent	Score	Team's RPI: 155
						83	H Maine	65 52	105	A Boston College	79 90	
									117	A Cornell	64 66	
									124	H Rhode Island	56 60	
									150	A Central Conn. St.	59 70	
									177	A Robert Morris	84 87	
									177	H Robert Morris	69 66	
									179	H Holy Cross	74 68	
									199	A Sacred Heart	67 70	
									199	H Sacred Heart	71 67	
									201	A New Hampshire	57 54	
									215	A Brown	67 60	
									224	A UMass Lowell	85 86	
									255	H Canisius	71 68	
									256	H Providence	90 80	
									280	A St. Francis Brooklyn	65 53	
									280	H St. Francis Brooklyn	52 62	
									300	A LIU Brooklyn	79 66	
									300	H LIU Brooklyn	88 85	
									303	A Vermont	72 55	
									304	A Fairleigh Dickinson	63 61	
									304	H Fairleigh Dickinson	82 77	
									314	A Mt. St. Mary's	55 53	
									314	H Mt. St. Mary's	74 72	
									320	A Saint Francis (PA)	73 71	
									320	H Saint Francis (PA)	87 83	
									333	A Wagner	64 47	
LAST 12 Division I GAMES:												
280	H	St. Francis Brooklyn	52	62	199	A	Sacred Heart	67	70			
333	A	Wagner	64	47	320	A	Saint Francis (PA)	73	71			
177	H	Robert Morris	69	66	177	A	Robert Morris	84	87			
304	A	Fairleigh Dickinson	63	61	300	H	LIU Brooklyn	88	85			
314	A	Mt. St. Mary's	55	53	199	H	Sacred Heart	71	67			
314	H	Mt. St. Mary's	74	72	333	H	Wagner	84	48			

Non-Div I Games:

Bryant

■ Loss,
 ■ Non-Conf, S Site,
 ■ Home
 ■ Away
 N Neutral

B
r
y
a
n
t

RPI S Opponent Score

Bryant

Through Games Of March 1, 2015

RPI	S	Opponent	Score
333	H	Wagner	84 48

B
r
y
a
n
t

Bryant

Bucknell

Through Games Of March 1, 2015

Average RPI Win:	246	WON-LOST	WINNING	LAST 10	STRENGTH OF	OPP. STRENGTH	TEAM	ADJ.	CONF.	ADJ CONF.
Average RPI Loss:	124	RECORD	PCT. RANK	GAMES	SCHEDULE	OF SCHEDULE	RPI	RPI	RPI	RPI
DIV. I ONLY	18- 11	94	5- 5	274	230	145	145	18	18	
DIV. I NON-CONF.	8- 3	71	0- 0	310	269	117	117	20	20	
TOTALS	RPI 1-25	RPI 26-50	W-L RECORDS	RPI 51-100	RPI 101-150	RPI 150+				
18- 11	0- 0	0- 0	OVERALL	0- 6	3- 1	15- 4				
10- 3	0- 0	0- 0	HOME	0- 2	3- 0	7- 1				
8- 8	0- 0	0- 0	AWAY	0- 0	0- 0	8- 1				
0- 0	0- 0	0- 0	NEUTRAL	0- 0	0- 0	0- 0				
8- 3	0- 0	0- 0	NON-CONFERENCE	0- 2	2- 0	6- 1				
4- 0	0- 0	0- 0	HOME	0- 0	2- 0	2- 0				
4- 3	0- 0	0- 0	AWAY	0- 2	0- 0	4- 1				
0- 0	0- 0	0- 0	NEUTRAL	0- 0	0- 0	0- 0				
10- 8	0- 0	0- 0	CONFERENCE	0- 4	1- 1	9- 3				
6- 3	0- 0	0- 0	HOME	0- 2	1- 0	5- 1				
4- 5	0- 0	0- 0	AWAY	0- 2	0- 1	4- 2				
0- 0	0- 0	0- 0	NEUTRAL	0- 0	0- 0	0- 0				

RPI S	Opponent	Score	RPI S	Opponent	Score	RPI S	Opponent	Score	RPI S	Opponent	Score	Team's RPI: 145
						57	A Michigan	61 68	111	H Yale	73 66	
						58	A American	55 65	117	H Cornell	59 51	
						58	H American	55 60	125	A Lehigh	61 76	
						69	A Youngstown St.	54 69	125	H Lehigh	69 61	
						89	A Army	45 67	179	A Holy Cross	61 69	
						89	H Army	46 50	179	H Holy Cross	52 53	
									196	A Delaware	56 58	
									208	A Lafayette	77 71	
									208	H Lafayette	51 37	
									211	A Navy	44 42	
									211	H Navy	51 50	
									262	A Colgate	41 54	
									262	H Colgate	77 75	
									270	H UMBC	85 41	
									277	A Loyola Maryland	72 61	
									277	H Loyola Maryland	66 49	
									294	A Bowling Green	53 52	
									296	H Morgan St.	79 50	
									304	A Fairleigh Dickinson	61 60	
									313	A Boston U.	65 60	
									313	H Boston U.	72 56	
									314	A Mt. St. Mary's	74 49	
									324	A Binghamton	68 57	
LAST 12 Division I GAMES:												
			58	A American	55 65	179	A Holy Cross	61 69				
			125	H Lehigh	69 61	208	H Lafayette	51 37				
			313	A Boston U.	65 60	262	A Colgate	41 54				
			277	A Loyola Maryland	72 61	125	A Lehigh	61 76				
			89	H Army	46 50	313	H Boston U.	72 56				
			211	H Navy	51 50	277	H Loyola Maryland	66 49				

Non-Div I Games:

Bucknell

■ Loss,
 ■ Non-Conf,
 ■ S Site,
 ■ H Home
 ■ A Away
 N Neutral

Buffalo

Through Games Of March 1, 2015

Average RPI Win:	211	WON-LOST	WINNING	LAST 10	STRENGTH OF	OPP. STRENGTH	TEAM	ADJ.	CONF.	ADJ CONF.
Average RPI Loss:	130	RECORD	PCT. RANK	GAMES	SCHEDULE	OF SCHEDULE	RPI	RPI	RPI	RPI
DIV. I ONLY	16- 11	111	7- 3	203	173	134	134	15	15	
DIV. I NON-CONF.	7- 4	107	0- 0	325	204	177	177	17	17	
TOTALS	RPI 1-25	RPI 26-50	W-L RECORDS	RPI 51-100	RPI 101-150	RPI 150+				
16- 11	0- 1	0- 0	OVERALL	2- 4	5- 2	9- 4				
8- 4	0- 0	0- 0	HOME	1- 2	3- 0	4- 2				
7- 6	0- 1	0- 0	AWAY	1- 2	2- 1	4- 2				
1- 1	0- 0	0- 0	NEUTRAL	0- 0	0- 1	1- 0				
7- 4	0- 1	0- 0	NON-CONFERENCE	0- 0	2- 1	5- 2				
2- 1	0- 0	0- 0	HOME	0- 0	1- 0	1- 1				
4- 2	0- 1	0- 0	AWAY	0- 0	1- 0	3- 1				
1- 1	0- 0	0- 0	NEUTRAL	0- 0	0- 1	1- 0				
9- 7	0- 0	0- 0	CONFERENCE	2- 4	3- 1	4- 2				
6- 3	0- 0	0- 0	HOME	1- 2	2- 0	3- 1				
3- 4	0- 0	0- 0	AWAY	1- 2	1- 1	1- 1				
0- 0	0- 0	0- 0	NEUTRAL	0- 0	0- 0	0- 0				

RPI 1-25				RPI 26-50				RPI 51-100				RPI 101+ Team's RPI: 134			
RPI	S	Opponent	Score	RPI	S	Opponent	Score	RPI	S	Opponent	Score	RPI	S	Opponent	Score
13	A	Duke	54 88					52	A	Ohio	70 78	104	A	Toledo	63 75
								52	H	Ohio	50 61	104	H	Toledo	68 61
								79	A	Akron	70 81	114	N	Tulsa	77 87
								79	H	Akron	87 80	117	A	Cornell	65 58
								92	A	Western Mich.	54 44	133	A	Eastern Mich.	75 53
								92	H	Western Mich.	59 62	137	H	Ball St.	53 43
												146	H	St. Bonaventure	51 44
												156	A	Central Mich.	58 66
												180	H	Siena	50 58
												234	H	Niagara	73 64
												249	H	Northern Ill.	47 43
												255	A	Canisius	72 55
												283	A	Miami (OH)	71 51
												283	H	Miami (OH)	68 78
												290	H	Kent St.	59 57
												294	H	Bowling Green	66 45
												300	A	LIU Brooklyn	73 79
												316	A	Manhattan	68 58
												320	A	Saint Francis (PA)	88 80
												331	N	Illinois St.	68 60
LAST 12 Division I GAMES:															
79	H	Akron	87 80	294	H	Bowling Green	66 45								
52	A	Ohio	70 78	104	H	Toledo	68 61								
283	H	Miami (OH)	68 78	133	A	Eastern Mich.	75 53								
290	H	Kent St.	59 57	249	H	Northern Ill.	47 43								
92	A	Western Mich.	54 44	104	A	Toledo	63 75								
79	A	Akron	70 81	137	H	Ball St.	53 43								

Non-Div I Games:

Buffalo

■ Loss,
 ■ Non-Conf,
 S Site,
 ■ Home
 ■ Away
 N Neutral

Average RPI Win:	195	WON-LOST	WINNING	LAST 10	STRENGTH OF	OPP. STRENGTH	TEAM	ADJ.	CONF.	ADJ CONF.
Average RPI Loss:	95	RECORD	PCT. RANK	GAMES	SCHEDULE	OF SCHEDULE	RPI	RPI	RPI	RPI
DIV. I ONLY	13- 15	196	4- 6	71	100	132	132	10	10	
DIV. I NON-CONF.	3- 7	250	0- 0	63	125	191	191	9	9	
TOTALS	RPI 1-25	RPI 26-50	W-L RECORDS	RPI 51-100	RPI 101-150	RPI 150+				
13- 15	0- 2	0- 5	OVERALL	4- 4	1- 0	8- 4				
7- 6	0- 1	0- 2	HOME	3- 1	1- 0	3- 2				
6- 7	0- 0	0- 3	AWAY	1- 2	0- 0	5- 2				
0- 2	0- 1	0- 0	NEUTRAL	0- 1	0- 0	0- 0				
3- 7	0- 2	0- 1	NON-CONFERENCE	1- 1	1- 0	1- 3				
2- 2	0- 1	0- 0	HOME	1- 0	1- 0	0- 1				
1- 3	0- 0	0- 1	AWAY	0- 0	0- 0	1- 2				
0- 2	0- 1	0- 0	NEUTRAL	0- 1	0- 0	0- 0				
10- 8	0- 0	0- 4	CONFERENCE	3- 3	0- 0	7- 1				
5- 4	0- 0	0- 2	HOME	2- 1	0- 0	3- 1				
5- 4	0- 0	0- 2	AWAY	1- 2	0- 0	4- 0				
0- 0	0- 0	0- 0	NEUTRAL	0- 0	0- 0	0- 0				

RPI 1-25				RPI 26-50				RPI 51-100				RPI 101+ Team's RPI: 132			
RPI	S	Opponent	Score	RPI	S	Opponent	Score	RPI	S	Opponent	Score	RPI	S	Opponent	Score
11	N	Oregon St.	53 85	39	A	Minnesota	86 88	75	N	BYU	62 81	137	H	Ball St.	48 41
19	H	Chattanooga	47 76	40	A	Seton Hall	65 70	77	A	Villanova	52 63	157	H	Indiana St.	51 66
				40	H	Seton Hall	76 85	77	H	Villanova	72 58	175	A	Fairfield	77 81
				49	A	DePaul	76 92	85	A	Creighton	55 62	187	A	Xavier	58 54
				49	H	DePaul	65 83	85	H	Creighton	63 58	187	H	Xavier	71 53
								88	A	St. John's (NY)	55 50	253	A	Marquette	76 67
								88	H	St. John's (NY)	49 60	253	H	Marquette	74 77
								95	H	Wright St.	57 49	256	A	Providence	67 59
												256	H	Providence	66 61
												268	A	Valparaiso	57 91
												292	A	Georgetown	65 56
												292	H	Georgetown	63 58
												331	A	Illinois St.	72 60
LAST 12 Division I GAMES:															
				40	H	Seton Hall	76 85	49	H	DePaul	65 83				
				88	H	St. John's (NY)	49 60	85	A	Creighton	55 62				
				187	H	Xavier	71 53	256	A	Providence	67 59				
				292	A	Georgetown	65 56	187	A	Xavier	58 54				
				77	A	Villanova	52 63	292	H	Georgetown	63 58				
				253	H	Marquette	74 77	77	H	Villanova	72 58				

Non-Div I Games: BYU-Hawaii 71 50

Butler

■ Loss,
 ■ Non-Conf,
 ■ S Site,
 ■ H Home
 ■ A Away
 N Neutral

Average RPI Win:	210	WON-LOST	WINNING	LAST 10	STRENGTH OF	OPP. STRENGTH	TEAM	ADJ.	CONF.	ADJ CONF.
Average RPI Loss:	100	RECORD	PCT. RANK	GAMES	SCHEDULE	OF SCHEDULE	RPI	RPI	RPI	RPI
DIV. I ONLY	20- 9	63	7- 3	240	111	99	99	16	16	
DIV. I NON-CONF.	10- 4	80	0- 0	191	102	74	74	14	14	
TOTALS	RPI 1-25	RPI 26-50	W-L RECORDS	RPI 51-100	RPI 101-150	RPI 150+				
20- 9	0- 1	0- 0	OVERALL	2- 4	4- 2	14- 2				
11- 2	0- 0	0- 0	HOME	1- 0	2- 1	8- 1				
9- 6	0- 0	0- 0	AWAY	1- 4	2- 1	6- 1				
0- 1	0- 1	0- 0	NEUTRAL	0- 0	0- 0	0- 0				
10- 4	0- 1	0- 0	NON-CONFERENCE	1- 3	1- 0	8- 0				
6- 0	0- 0	0- 0	HOME	0- 0	1- 0	5- 0				
4- 3	0- 0	0- 0	AWAY	1- 3	0- 0	3- 0				
0- 1	0- 1	0- 0	NEUTRAL	0- 0	0- 0	0- 0				
10- 5	0- 0	0- 0	CONFERENCE	1- 1	3- 2	6- 2				
5- 2	0- 0	0- 0	HOME	1- 0	1- 1	3- 1				
5- 3	0- 0	0- 0	AWAY	0- 1	2- 1	3- 1				
0- 0	0- 0	0- 0	NEUTRAL	0- 0	0- 0	0- 0				

RPI S	Opponent	Score	RPI S	Opponent	Score	RPI S	Opponent	Score	RPI S	Opponent	Score
15 N	FGCU	64 73				59 A	St. Mary's (CA)	63 73	106 A	Long Beach St.	67 52
						64 A	Hawaii	49 64	136 A	Cal Poly	54 63
						64 H	Hawaii	53 46	136 H	Cal Poly	70 58
						75 A	BYU	63 54	140 H	Sacramento St.	81 66
						90 A	Southern California	74 85	141 A	UC Riverside	88 70
						91 A	Saint Joseph's	54 61	141 H	UC Riverside	56 68
									153 A	UC Davis	67 73
									153 H	UC Davis	49 60
									186 H	Montana St.	78 66
									193 H	Texas Southern	63 50
									202 H	Idaho	67 50
									217 H	Pepperdine	74 48
									221 A	San Diego St.	65 54
									227 A	Cal St. Fullerton	65 53
									227 H	Cal St. Fullerton	82 51
									266 A	Northern Ariz.	77 71
									272 A	UC Irvine	72 63
									272 H	UC Irvine	82 60
									282 H	Portland	45 41
									311 A	Seattle	86 63
									330 A	UC Santa Barbara	60 21
									330 H	UC Santa Barbara	84 48
LAST 12 Division I GAMES:											
141 A	UC Riverside	88 70	153 A	UC Davis	67 73						
227 A	Cal St. Fullerton	65 53	64 A	Hawaii	49 64						
272 H	UC Irvine	82 60	141 H	UC Riverside	56 68						
330 A	UC Santa Barbara	60 21	106 A	Long Beach St.	67 52						
136 H	Cal Poly	70 58	272 A	UC Irvine	72 63						
227 H	Cal St. Fullerton	82 51	136 A	Cal Poly	54 63						

Non-Div I Games:

CSUN

■ Loss,
■ Non-Conf,
■ S Site,
■ Home
■ A Away
N Neutral

Average RPI Win: 193	WON-LOST	WINNING	LAST 10	STRENGTH OF	OPP. STRENGTH	TEAM	ADJ.	CONF.	ADJ CONF.
Average RPI Loss: 131	RECORD	PCT. RANK	GAMES	SCHEDULE	OF SCHEDULE	RPI	RPI	RPI	RPI
DIV. I ONLY	14- 13	164	5- 5	130	155	136	136	16	16
DIV. I NON-CONF.	5- 7	204	0- 0	153	201	197	197	14	14
TOTALS	RPI 1-25	RPI 26-50	W-L RECORDS	RPI 51-100	RPI 101-150	RPI 150+			
14- 13	0- 0	0- 0	OVERALL	2- 5	3- 4	9- 4			
8- 5	0- 0	0- 0	HOME	2- 1	2- 1	4- 3			
6- 8	0- 0	0- 0	AWAY	0- 4	1- 3	5- 1			
0- 0	0- 0	0- 0	NEUTRAL	0- 0	0- 0	0- 0			
5- 7	0- 0	0- 0	NON-CONFERENCE	0- 3	1- 2	4- 2			
3- 3	0- 0	0- 0	HOME	0- 1	1- 0	2- 2			
2- 4	0- 0	0- 0	AWAY	0- 2	0- 2	2- 0			
0- 0	0- 0	0- 0	NEUTRAL	0- 0	0- 0	0- 0			
9- 6	0- 0	0- 0	CONFERENCE	2- 2	2- 2	5- 2			
5- 2	0- 0	0- 0	HOME	2- 0	1- 1	2- 1			
4- 4	0- 0	0- 0	AWAY	0- 2	1- 1	3- 1			
0- 0	0- 0	0- 0	NEUTRAL	0- 0	0- 0	0- 0			

RPI S	Opponent	Score	RPI S	Opponent	Score	RPI S	Opponent	Score	RPI S	Opponent	Score	Team's RPI: 136
						53	A Fresno St.	56 67	106	A Long Beach St.	58 57	
						59	H St. Mary's (CA)	64 65	106	H Long Beach St.	74 85	
						64	A Hawaii	64 79	115	H Bakersfield	71 66	
						64	H Hawaii	70 65	116	A New Mexico	68 84	
						68	A Colorado St.	63 65	123	A New Mexico St.	65 79	
						99	A CSUN	58 70	141	A UC Riverside	78 82	
						99	H CSUN	63 54	141	H UC Riverside	70 68	
									152	H Dartmouth	61 74	
									153	A UC Davis	68 52	
									153	H UC Davis	72 64	
									217	H Pepperdine	69 76	
									227	A Cal St. Fullerton	57 48	
									227	H Cal St. Fullerton	60 74	
									228	A Santa Clara	79 73	
									259	H A&M-Corpus Christi	63 48	
									272	A UC Irvine	75 84	
									272	H UC Irvine	74 58	
									275	A Loyola Marymount	87 79	
									282	H Portland	76 67	
									330	A UC Santa Barbara	56 41	
LAST 12 Division I GAMES:												
272	A	UC Irvine	75	84	64	A	Hawaii	64	79			
153	A	UC Davis	68	52	272	H	UC Irvine	74	58			
141	H	UC Riverside	70	68	153	H	UC Davis	72	64			
227	H	Cal St. Fullerton	60	74	141	A	UC Riverside	78	82			
106	A	Long Beach St.	58	57	227	A	Cal St. Fullerton	57	48			
99	A	CSUN	58	70	99	H	CSUN	63	54			

Non-Div I Games:

Cal Poly

■ Loss,
 ■ Non-Conf,
 ■ S Site,
 ■ Home
 ■ A Away
 N Neutral

Average RPI Win:	248	WON-LOST	WINNING	LAST 10	STRENGTH OF	OPP. STRENGTH	TEAM	ADJ.	CONF.	ADJ CONF.
Average RPI Loss:	120	RECORD	PCT. RANK	GAMES	SCHEDULE	OF SCHEDULE	RPI	RPI	RPI	RPI
DIV. I ONLY	10- 17	246	2- 8	147	223	227	227	16	16	
DIV. I NON-CONF.	6- 7	174	0- 0	136	292	158	158	14	14	
TOTALS	RPI 1-25	RPI 26-50	W-L RECORDS	RPI 51-100	RPI 101-150	RPI 150+				
10- 17	0- 0	0- 0	OVERALL	0- 8	3- 5	7- 4				
4- 8	0- 0	0- 0	HOME	0- 4	1- 2	3- 2				
6- 8	0- 0	0- 0	AWAY	0- 4	2- 2	4- 2				
0- 1	0- 0	0- 0	NEUTRAL	0- 0	0- 1	0- 0				
6- 7	0- 0	0- 0	NON-CONFERENCE	0- 5	1- 1	5- 1				
2- 3	0- 0	0- 0	HOME	0- 2	0- 0	2- 1				
4- 3	0- 0	0- 0	AWAY	0- 3	1- 0	3- 0				
0- 1	0- 0	0- 0	NEUTRAL	0- 0	0- 1	0- 0				
4- 10	0- 0	0- 0	CONFERENCE	0- 3	2- 4	2- 3				
2- 5	0- 0	0- 0	HOME	0- 2	1- 2	1- 1				
2- 5	0- 0	0- 0	AWAY	0- 1	1- 2	1- 2				
0- 0	0- 0	0- 0	NEUTRAL	0- 0	0- 0	0- 0				

RPI 1-25				RPI 26-50				RPI 51-100				RPI 101+				Team's RPI: 227	
RPI	S	Opponent	Score	RPI	S	Opponent	Score	RPI	S	Opponent	Score	RPI	S	Opponent	Score		
								51	A	San Diego	54	60	106	A	Long Beach St.	70	74
								53	A	Fresno St.	52	57	106	H	Long Beach St.	62	69
								64	H	Hawaii	43	54	123	A	New Mexico St.	66	51
								76	A	South Dakota	50	86	133	N	Eastern Mich.	74	78
								77	H	Villanova	43	50	136	A	Cal Poly	74	60
								82	H	Albany (NY)	49	71	136	H	Cal Poly	48	57
								99	A	CSUN	51	82	141	A	UC Riverside	69	77
								99	H	CSUN	53	65	141	H	UC Riverside	58	49
													153	A	UC Davis	59	64
													153	H	UC Davis	67	74
													186	H	Montana St.	47	63
													252	A	Weber St.	70	68
													260	H	North Dakota St.	86	79
													272	A	UC Irvine	62	51
													309	A	Denver	78	61
													311	A	Seattle	66	59
													330	A	UC Santa Barbara	39	48
													330	H	UC Santa Barbara	54	50
													341	H	UMKC	72	52
LAST 12 Division I GAMES:																	
				106	H	Long Beach St.	62	69					99	A	CSUN	51	82
				99	H	CSUN	53	65					141	A	UC Riverside	69	77
				330	A	UC Santa Barbara	39	48					106	A	Long Beach St.	70	74
				136	A	Cal Poly	74	60					330	H	UC Santa Barbara	54	50
				64	H	Hawaii	43	54					136	H	Cal Poly	48	57
				153	H	UC Davis	67	74					153	A	UC Davis	59	64

Non-Div I Games:

Cal St. Fullerton

California

Through Games Of March 1, 2015

Average RPI Win:	121	WON-LOST	WINNING	LAST 10	STRENGTH OF	OPP. STRENGTH	TEAM	ADJ.	CONF.	ADJ CONF.
Average RPI Loss:	48	RECORD	PCT. RANK	GAMES	SCHEDULE	OF SCHEDULE	RPI	RPI	RPI	RPI
DIV. I ONLY	21- 8	47	7- 3	21	29	24	24	5	5	
DIV. I NON-CONF.	8- 3	71	0- 0	34	81	34	34	5	5	
TOTALS	RPI 1-25	RPI 26-50	W-L RECORDS	RPI 51-100	RPI 101-150	RPI 150+				
21- 8	2- 4	1- 1	OVERALL	9- 1	3- 2	6- 0				
11- 4	0- 3	1- 0	HOME	3- 1	3- 0	4- 0				
9- 4	2- 1	0- 1	AWAY	5- 0	0- 2	2- 0				
1- 0	0- 0	0- 0	NEUTRAL	1- 0	0- 0	0- 0				
8- 3	0- 1	0- 0	NON-CONFERENCE	4- 0	2- 2	2- 0				
5- 1	0- 1	0- 0	HOME	1- 0	2- 0	2- 0				
2- 2	0- 0	0- 0	AWAY	2- 0	0- 2	0- 0				
1- 0	0- 0	0- 0	NEUTRAL	1- 0	0- 0	0- 0				
13- 5	2- 3	1- 1	CONFERENCE	5- 1	1- 0	4- 0				
6- 3	0- 2	1- 0	HOME	2- 1	1- 0	2- 0				
7- 2	2- 1	0- 1	AWAY	3- 0	0- 0	2- 0				
0- 0	0- 0	0- 0	NEUTRAL	0- 0	0- 0	0- 0				

RPI S	Opponent	Score	RPI S	Opponent	Score	RPI S	Opponent	Score	RPI S	Opponent	Score
8	H Louisville	57 70	30	A Washington	77 79	54	A Pacific	84 64	102	A Kansas	39 62
11	A Oregon St.	55 73	30	H Washington	82 58	64	A Hawaii	79 72	106	A Long Beach St.	56 58
17	A Arizona St.	50 49				74	A Washington St.	70 62	113	H Colorado	75 59
17	H Arizona St.	52 67				74	H Washington St.	57 54	140	H Sacramento St.	107 94
20	A Stanford	63 53				85	H Creighton	94 69	148	H Old Dominion	79 59
20	H Stanford	47 59				90	A Southern California	67 53	166	A Oregon	74 59
						90	H Southern California	54 65	205	A Arizona	65 46
						94	A UCLA	72 57	205	H Arizona	68 56
						94	H UCLA	70 64	238	H Utah	67 49
						96	N Missouri	82 70	257	H San Jose St.	110 87
									287	H Nevada	76 54
LAST 12 Division I GAMES:											
11	A Oregon St.	55 73	17	A Arizona St.	50 49						
166	A Oregon	74 59	205	A Arizona	65 46						
20	A Stanford	63 53	74	H Washington St.	57 54						
20	H Stanford	47 59	30	H Washington	82 58						
90	H Southern California	54 65	94	A UCLA	72 57						
94	H UCLA	70 64	90	A Southern California	67 53						

Non-Div I Games:

California

Loss, Non-Conf, S Site, H Home A Away N Neutral

Average RPI Win:	288	WON-LOST	WINNING	LAST 10	STRENGTH OF	OPP. STRENGTH	TEAM	ADJ.	CONF.	ADJ CONF.
Average RPI Loss:	178	RECORD	PCT. RANK	GAMES	SCHEDULE	OF SCHEDULE	RPI	RPI	RPI	RPI
DIV. I ONLY	16- 11	111	7- 3	314	339	210	210	27	27	
DIV. I NON-CONF.	3- 4	197	0- 0	293	322	270	270	32	32	
TOTALS	RPI 1-25	RPI 26-50	W-L RECORDS	RPI 51-100	RPI 101-150	RPI 150+				
16- 11	0- 0	0- 1	OVERALL	0- 2	0- 1	16- 7				
11- 2	0- 0	0- 0	HOME	0- 1	0- 1	11- 0				
4- 9	0- 0	0- 1	AWAY	0- 1	0- 0	4- 7				
1- 0	0- 0	0- 0	NEUTRAL	0- 0	0- 0	1- 0				
3- 4	0- 0	0- 1	NON-CONFERENCE	0- 0	0- 1	3- 2				
2- 1	0- 0	0- 0	HOME	0- 0	0- 1	2- 0				
0- 3	0- 0	0- 1	AWAY	0- 0	0- 0	0- 2				
1- 0	0- 0	0- 0	NEUTRAL	0- 0	0- 0	1- 0				
13- 7	0- 0	0- 0	CONFERENCE	0- 2	0- 0	13- 5				
9- 1	0- 0	0- 0	HOME	0- 1	0- 0	9- 0				
4- 6	0- 0	0- 0	AWAY	0- 1	0- 0	4- 5				
0- 0	0- 0	0- 0	NEUTRAL	0- 0	0- 0	0- 0				

RPI S	Opponent	Score	RPI S	Opponent	Score	RPI S	Opponent	Score	RPI S	Opponent	Score	Team's RPI: 210
41	A Stetson	63 76	81	A Liberty	40 64	107	H Elon	51 77				
			81	H Liberty	57 64	171	A High Point	59 79				
						171	H High Point	64 61				
						188	A Winthrop	59 61				
						188	H Winthrop	62 52				
						195	A Radford	43 67				
						195	H Radford	65 62				
						232	A UNCW	80 89				
						240	A Presbyterian	42 51				
						240	H Presbyterian	58 45				
						248	N Bethune-Cookman	66 55				
						286	A Gardner-Webb	72 62				
						286	H Gardner-Webb	75 74				
						298	A Western Caro.	57 67				
						314	H Mt. St. Mary's	60 42				
						317	A UNC Asheville	56 51				
						317	H UNC Asheville	60 55				
						327	A Coastal Caro.	40 50				
						327	H Coastal Caro.	78 69				
						337	H N.C. Central	65 60				
						342	A Longwood	65 58				
						342	H Longwood	68 56				
						348	A Charleston So.	69 65				
						348	H Charleston So.	61 47				
LAST 12 Division I GAMES:												
81	H Liberty	57 64	348	H Charleston So.	61 47							
327	H Coastal Caro.	78 69	188	H Winthrop	62 52							
195	A Radford	43 67	342	H Longwood	68 56							
286	A Gardner-Webb	72 62	240	A Presbyterian	42 51							
171	H High Point	64 61	81	A Liberty	40 64							
317	A UNC Asheville	56 51	327	A Coastal Caro.	40 50							

Non-Div I Games: Pfeiffer 89 61 Brevard 72 51

Campbell

Loss, Non-Conf, S Site, H Home A Away N Neutral

Average RPI Win:	291	WON-LOST	WINNING	LAST 10	STRENGTH OF	OPP. STRENGTH	TEAM	ADJ.	CONF.	ADJ CONF.
Average RPI Loss:	137	RECORD	PCT. RANK	GAMES	SCHEDULE	OF SCHEDULE	RPI	RPI	RPI	RPI
DIV. I ONLY	10- 19	260	3- 7	219	237	255	255	24	24	
DIV. I NON-CONF.	2- 7	290	0- 0	133	149	254	254	24	24	
TOTALS	RPI 1-25	RPI 26-50	W-L RECORDS	RPI 51-100	RPI 101-150	RPI 150+				
10- 19	0- 0	0- 3	OVERALL	0- 3	0- 4	10- 9				
5- 9	0- 0	0- 1	HOME	0- 2	0- 2	5- 4				
5- 10	0- 0	0- 2	AWAY	0- 1	0- 2	5- 5				
0- 0	0- 0	0- 0	NEUTRAL	0- 0	0- 0	0- 0				
2- 7	0- 0	0- 1	NON-CONFERENCE	0- 3	0- 2	2- 1				
1- 3	0- 0	0- 0	HOME	0- 2	0- 1	1- 0				
1- 4	0- 0	0- 1	AWAY	0- 1	0- 1	1- 1				
0- 0	0- 0	0- 0	NEUTRAL	0- 0	0- 0	0- 0				
8- 12	0- 0	0- 2	CONFERENCE	0- 0	0- 2	8- 8				
4- 6	0- 0	0- 1	HOME	0- 0	0- 1	4- 4				
4- 6	0- 0	0- 1	AWAY	0- 0	0- 1	4- 4				
0- 0	0- 0	0- 0	NEUTRAL	0- 0	0- 0	0- 0				

RPI 1-25				RPI 26-50				RPI 51-100				RPI 101+				Team's RPI: 255	
RPI	S	Opponent	Score	RPI	S	Opponent	Score	RPI	S	Opponent	Score	RPI	S	Opponent	Score		
				29	A	Syracuse	37 70	57	A	Michigan	43 79	119	A	Marist	64 74		
				31	A	Quinnipiac	85 88	69	H	Youngstown St.	48 80	119	H	Marist	49 63		
				31	H	Quinnipiac	66 86	82	H	Albany (NY)	59 64	134	H	Buffalo	55 72		
												146	A	St. Bonaventure	46 62		
												155	A	Bryant	68 71		
												175	A	Fairfield	58 61		
												175	H	Fairfield	54 63		
												180	A	Siena	54 58		
												180	H	Siena	70 71		
												190	A	Iona	75 85		
												190	H	Iona	62 80		
												234	A	Niagara	66 55		
												234	H	Niagara	65 59		
												251	A	Monmouth	75 58		
												251	H	Monmouth	62 49		
												269	A	Rider	51 52		
												269	H	Rider	56 58		
												316	A	Manhattan	56 45		
												316	H	Manhattan	55 44		
												320	A	Saint Francis (PA)	87 74		
												324	H	Binghamton	91 75		
												332	A	Saint Peter's	57 45		
												332	H	Saint Peter's	75 50		
LAST 12 Division I GAMES:																	
				180	A	Siena	54 58	119	H	Marist	49 63						
				234	H	Niagara	65 59	175	H	Fairfield	54 63						
				251	H	Monmouth	62 49	269	A	Rider	51 52						
				269	H	Rider	56 58	251	A	Monmouth	75 58						
				31	A	Quinnipiac	85 88	190	H	Iona	62 80						
				175	A	Fairfield	58 61	234	A	Niagara	66 55						

Non-Div I Games:

Canisius

■ Loss,
 ■ Non-Conf,
 ■ S Site,
 ■ Home
 ■ A Away
 N Neutral

Central Ark.

Through Games Of March 1, 2015

Average RPI Win:	293	WON-LOST	WINNING	LAST 10	STRENGTH OF	OPP. STRENGTH	TEAM	ADJ.	CONF.	ADJ CONF.
Average RPI Loss:	198	RECORD	PCT. RANK	GAMES	SCHEDULE	OF SCHEDULE	RPI	RPI	RPI	RPI
DIV. I ONLY	13- 11	155	7- 3	331	325	247	247	28	28	
DIV. I NON-CONF.	3- 5	216	0- 0	235	343	262	262	27	27	
TOTALS	RPI 1-25	RPI 26-50	W-L RECORDS	RPI 51-100	RPI 101-150	RPI 150+				
13- 11	0- 0	0- 1	OVERALL	0- 1	0- 1	13- 8				
7- 5	0- 0	0- 0	HOME	0- 0	0- 1	7- 4				
5- 5	0- 0	0- 1	AWAY	0- 1	0- 0	5- 3				
1- 1	0- 0	0- 0	NEUTRAL	0- 0	0- 0	1- 1				
3- 5	0- 0	0- 1	NON-CONFERENCE	0- 1	0- 0	3- 3				
1- 2	0- 0	0- 0	HOME	0- 0	0- 0	1- 2				
1- 2	0- 0	0- 1	AWAY	0- 1	0- 0	1- 0				
1- 1	0- 0	0- 0	NEUTRAL	0- 0	0- 0	1- 1				
10- 6	0- 0	0- 0	CONFERENCE	0- 0	0- 1	10- 5				
6- 3	0- 0	0- 0	HOME	0- 0	0- 1	6- 2				
4- 3	0- 0	0- 0	AWAY	0- 0	0- 0	4- 3				
0- 0	0- 0	0- 0	NEUTRAL	0- 0	0- 0	0- 0				

RPI S	Opponent	Score	RPI S	Opponent	Score	RPI S	Opponent	Score	RPI S	Opponent	Score	Team's RPI: 247
32	A Western Ky.	57 93	84	A Georgia Tech	50 88	128	H Stephen F. Austin	46 73	189	A Lamar	46 82	
						197	H Jacksonville St.	54 63	214	A Northwestern St.	52 54	
						214	H Northwestern St.	63 46	222	H McNeese St.	63 65	
						225	H Nicholls St.	72 75	250	H Austin Peay	63 54	
						259	H A&M-Corpus Christi	63 59	261	A Abilene Christian	66 60	
						279	N Jackson St.	56 45	284	N Eastern Ky.	55 56	
						288	A Houston Baptist	37 58	302	A Sam Houston St.	64 56	
						302	H Sam Houston St.	66 63	310	H Southeast Mo. St.	46 48	
						318	A New Orleans	53 46	318	H New Orleans	50 44	
						321	A Southeastern La.	60 48	321	H Southeastern La.	73 57	
						329	A Alcorn	62 36	338	H Incarnate Word	58 49	
LAST 12 Division I GAMES:												
321	H Southeastern La.	73 57	318	H New Orleans	50 44							
302	A Sam Houston St.	64 56	321	A Southeastern La.	60 48							
302	H Sam Houston St.	66 63	214	H Northwestern St.	63 46							
222	H McNeese St.	63 65	225	H Nicholls St.	72 75							
338	H Incarnate Word	58 49	318	A New Orleans	53 46							
214	A Northwestern St.	52 54	288	A Houston Baptist	37 58							

Non-Div I Games: Williams Baptist 73 57 Blue Mountain 71 30 Lyon 59 43 Central Baptist 72 39
Central Ark.

Loss, Non-Conf, S Site, H Home A Away N Neutral

GENERAL CONF. DATA				THROUGH GAMES OF MARCH 17, 1919						
Average RPI Win:	257	WON-LOST	WINNING	LAST 10	STRENGTH OF	OPP. STRENGTH	TEAM	ADJ.	CONF.	ADJ CONF.
Average RPI Loss:	157	RECORD	PCT. RANK	GAMES	SCHEDULE	OF SCHEDULE	RPI	RPI	RPI	RPI
DIV. I ONLY	18- 10	87	5- 4	249	297	150	150	29	29	
DIV. I NON-CONF.	4- 7	221	0- 1	50	210	147	147	28	28	

TOTALS	RPI 1-25		RPI 26-50	W-L RECORDS		RPI 51-100	RPI 101-150		RPI 150+	
18- 10	0- 0		0- 1	OVERALL		0- 3	1- 1		17- 5	
10- 4	0- 0		0- 0	HOME		0- 3	0- 0		10- 1	
8- 6	0- 0		0- 0	AWAY		0- 0	1- 0		7- 0	
0- 0	0- 0		0- 0	NEUTRAL		0- 0	0- 0		0- 0	
4- 7	0- 0		0- 1	NON-CONFERENCE		0- 3	1- 1		3- 2	
1- 4	0- 0		0- 0	HOME		0- 3	0- 0		1- 1	
3- 3	0- 0		0- 1	AWAY		0- 0	1- 1		2- 1	
0- 0	0- 0		0- 0	NEUTRAL		0- 0	0- 0		0- 0	
14- 3	0- 0		0- 0	CONFERENCE		0- 0	0- 0		14- 3	
9- 0	0- 0		0- 0	HOME		0- 0	0- 0		9- 0	
5- 3	0- 0		0- 0	AWAY		0- 0	0- 0		5- 3	
0- 0	0- 0		0- 0	NEUTRAL		0- 0	0- 0		0- 0	

[illegible]

Non-Div I Games:

Central Conn. St.

■ Loss, ■ Non-Conf, S Site, H Home A Away N Neutral

Central Mich.

Through Games Of March 1, 2015

Average RPI Win:	222	WON-LOST	WINNING	LAST 10	STRENGTH OF	OPP. STRENGTH	TEAM	ADJ.	CONF.	ADJ CONF.
Average RPI Loss:	83	RECORD	PCT. RANK	GAMES	SCHEDULE	OF SCHEDULE	RPI	RPI	RPI	RPI
DIV. I ONLY	12- 15	217	3- 7	73	117	156	156	15	15	
DIV. I NON-CONF.	5- 6	177	0- 0	54	17	125	125	17	17	
TOTALS	RPI 1-25	RPI 26-50	W-L RECORDS	RPI 51-100	RPI 101-150	RPI 150+				
12- 15	0- 4	0- 1	OVERALL	2- 4	1- 4	9- 2				
7- 5	0- 2	0- 0	HOME	1- 2	1- 1	5- 0				
3- 9	0- 1	0- 1	AWAY	0- 2	0- 3	3- 2				
2- 1	0- 1	0- 0	NEUTRAL	1- 0	0- 0	1- 0				
5- 6	0- 4	0- 1	NON-CONFERENCE	1- 0	0- 0	4- 1				
3- 2	0- 2	0- 0	HOME	0- 0	0- 0	3- 0				
0- 3	0- 1	0- 1	AWAY	0- 0	0- 0	0- 1				
2- 1	0- 1	0- 0	NEUTRAL	1- 0	0- 0	1- 0				
7- 9	0- 0	0- 0	CONFERENCE	1- 4	1- 4	5- 1				
4- 3	0- 0	0- 0	HOME	1- 2	1- 1	2- 0				
3- 6	0- 0	0- 0	AWAY	0- 2	0- 3	3- 1				
0- 0	0- 0	0- 0	NEUTRAL	0- 0	0- 0	0- 0				

RPI 1-25				RPI 26-50				RPI 51-100				RPI 101+ Team's RPI: 156			
RPI	S	Opponent	Score	RPI	S	Opponent	Score	RPI	S	Opponent	Score	RPI	S	Opponent	Score
4	N	South Carolina	45 80	39	A	Minnesota	64 67	52	A	Ohio	51 71	104	A	Toledo	53 62
9	H	Kentucky	68 71					52	H	Ohio	66 74	104	H	Toledo	46 61
14	A	Dayton	76 86					79	H	Akron	72 74	133	A	Eastern Mich.	64 85
14	H	Dayton	89 98					92	A	Western Mich.	64 69	134	H	Buffalo	66 58
								92	H	Western Mich.	63 51	137	A	Ball St.	64 73
								93	N	Richmond	61 56	160	A	Memphis	61 62
												166	N	Oregon	73 67
												192	H	Massachusetts	72 70
												236	H	Oakland	74 69
												249	A	Northern Ill.	62 69
												249	H	Northern Ill.	56 43
												283	A	Miami (OH)	60 54
												290	A	Kent St.	83 62
												290	H	Kent St.	65 63
												294	A	Bowling Green	57 54
												347	H	Delaware St.	91 63
LAST 12 Division I GAMES:															
104	A	Toledo	53 62	92	A	Western Mich.	64 69								
249	A	Northern Ill.	62 69	294	A	Bowling Green	57 54								
92	H	Western Mich.	63 51	52	H	Ohio	66 74								
137	A	Ball St.	64 73	290	H	Kent St.	65 63								
133	A	Eastern Mich.	64 85	79	H	Akron	72 74								
104	H	Toledo	46 61	52	A	Ohio	51 71								

Non-Div I Games:

Central Mich.

■ Loss,
■ Non-Conf,
■ S Site,
■ H Home
■ A Away
N Neutral

Charleston So.

Through Games Of March 1, 2015

Average RPI Win:	317	WON-LOST	WINNING	LAST 10	STRENGTH OF	OPP. STRENGTH	TEAM	ADJ.	CONF.	ADJ CONF.
Average RPI Loss:	229	RECORD	PCT. RANK	GAMES	SCHEDULE	OF SCHEDULE	RPI	RPI	RPI	RPI
DIV. I ONLY	1- 24	347	1- 9	299	338	348	348	27	27	
DIV. I NON-CONF.	0- 5	339	0- 0	300	285	348	348	32	32	
TOTALS	RPI 1-25	RPI 26-50	W-L RECORDS	RPI 51-100	RPI 101-150	RPI 150+				
1- 24	0- 0	0- 0	OVERALL	0- 2	0- 1	1- 21				
1- 9	0- 0	0- 0	HOME	0- 1	0- 0	1- 8				
0- 14	0- 0	0- 0	AWAY	0- 1	0- 1	0- 12				
0- 1	0- 0	0- 0	NEUTRAL	0- 0	0- 0	0- 1				
0- 5	0- 0	0- 0	NON-CONFERENCE	0- 0	0- 1	0- 4				
0- 0	0- 0	0- 0	HOME	0- 0	0- 0	0- 0				
0- 4	0- 0	0- 0	AWAY	0- 0	0- 1	0- 3				
0- 1	0- 0	0- 0	NEUTRAL	0- 0	0- 0	0- 1				
1- 19	0- 0	0- 0	CONFERENCE	0- 2	0- 0	1- 17				
1- 9	0- 0	0- 0	HOME	0- 1	0- 0	1- 8				
0- 10	0- 0	0- 0	AWAY	0- 1	0- 0	0- 9				
0- 0	0- 0	0- 0	NEUTRAL	0- 0	0- 0	0- 0				

RPI S	Opponent	Score	RPI S	Opponent	Score	RPI S	Opponent	Score	RPI S	Opponent	Score	Team's RPI: 348
						81	A Liberty	53 64	147	A Florida	64 92	
						81	H Liberty	51 86	171	A High Point	60 92	
									171	H High Point	44 77	
									188	A Winthrop	40 77	
									188	H Winthrop	50 79	
									195	A Radford	51 53	
									195	H Radford	57 64	
									197	N Jacksonville St.	43 70	
									203	A Charlotte	43 75	
									210	A Campbell	47 61	
									210	H Campbell	65 69	
									232	A UNCW	70 80	
									240	A Presbyterian	40 71	
									240	H Presbyterian	48 56	
									286	A Gardner-Webb	54 70	
									286	H Gardner-Webb	56 62	
									308	A Wofford	48 55	
									317	A UNC Asheville	47 56	
									317	H UNC Asheville	70 57	
									327	A Coastal Caro.	51 65	
									327	H Coastal Caro.	62 71	
									342	A Longwood	71 79	
									342	H Longwood	51 58	
LAST 12 Division I GAMES:												
			342	H Longwood	51 58		171	A High Point	60 92			
			240	H Presbyterian	48 56		210	A Campbell	47 61			
			81	A Liberty	53 64		317	H UNC Asheville	70 57			
			327	A Coastal Caro.	51 65		188	A Winthrop	40 77			
			195	H Radford	57 64		342	A Longwood	71 79			
			286	H Gardner-Webb	56 62		240	A Presbyterian	40 71			

Non-Div I Games: Clearwater 90 37 Montreat 86 34 Columbia Int'l 74 33 Trinity Baptist 98 35 Charleston So.

Loss, Non-Conf, S Site, H Home A Away N Neutral

Average RPI Win:	230	WON-LOST	WINNING	LAST 10	STRENGTH OF	OPP. STRENGTH	TEAM	ADJ.	CONF.	ADJ CONF.
Average RPI Loss:	126	RECORD	PCT. RANK	GAMES	SCHEDULE	OF SCHEDULE	RPI	RPI	RPI	RPI
DIV. I ONLY	13- 15	196	6- 4	154	145	203	203	17	17	
DIV. I NON-CONF.	4- 8	234	0- 0	110	105	211	211	18	18	
TOTALS	RPI 1-25	RPI 26-50	W-L RECORDS	RPI 51-100	RPI 101-150	RPI 150+				
13- 15	0- 2	0- 1	OVERALL	2- 2	2- 5	9- 5				
8- 6	0- 0	0- 1	HOME	0- 2	2- 1	6- 2				
5- 6	0- 1	0- 0	AWAY	2- 0	0- 3	3- 2				
0- 3	0- 1	0- 0	NEUTRAL	0- 0	0- 1	0- 1				
4- 8	0- 2	0- 0	NON-CONFERENCE	1- 1	0- 3	3- 2				
3- 2	0- 0	0- 0	HOME	0- 1	0- 1	3- 0				
1- 3	0- 1	0- 0	AWAY	1- 0	0- 1	0- 1				
0- 3	0- 1	0- 0	NEUTRAL	0- 0	0- 1	0- 1				
9- 7	0- 0	0- 1	CONFERENCE	1- 1	2- 2	6- 3				
5- 4	0- 0	0- 1	HOME	0- 1	2- 0	3- 2				
4- 3	0- 0	0- 0	AWAY	1- 0	0- 2	3- 1				
0- 0	0- 0	0- 0	NEUTRAL	0- 0	0- 0	0- 0				

RPI 1-25				RPI 26-50				RPI 51-100				RPI 101+ Team's RPI: 203			
RPI	S	Opponent	Score	RPI	S	Opponent	Score	RPI	S	Opponent	Score	RPI	S	Opponent	Score
4	A	South Carolina	61 82	32	H	Western Ky.	61 76	60	H	Middle Tenn.	54 84	101	N	Montana	58 67
16	N	Princeton	43 73					70	H	North Carolina St.	63 70	107	H	Elon	54 67
								81	A	Liberty	79 77	137	A	Ball St.	66 76
								87	A	Southern Miss.	83 72	138	H	Marshall	74 56
												139	A	Louisiana Tech	61 71
												148	A	Old Dominion	57 66
												148	H	Old Dominion	82 67
												182	H	UTSA	74 54
												184	H	UAB	52 60
												207	N	Wake Forest	58 65
												212	A	Fla. Atlantic	68 71
												238	A	Utah	52 54
												240	H	Presbyterian	66 50
												242	H	UTEP	72 75
												254	H	Davidson	86 51
												267	A	Rice	62 59
												267	H	Rice	74 59
												323	A	North Texas	67 58
												323	H	North Texas	71 46
												335	A	FIU	81 62
												348	H	Charleston So.	75 43
LAST 12 Division I GAMES:															
267	H	Rice	74 59	148	H	Old Dominion	82 67	335	A	FIU	81 62				
323	H	North Texas	71 46	212	A	Fla. Atlantic	68 71	60	H	Middle Tenn.	54 84				
87	A	Southern Miss.	83 72	184	H	UAB	52 60	267	A	Rice	62 59				
139	A	Louisiana Tech	61 71												
182	H	UTSA	74 54												
242	H	UTEP	72 75												

Non-Div I Games:

Charlotte

■ Loss,
 ■ Non-Conf,
 ■ S Site,
 ■ H Home
 ■ A Away
 N Neutral

Chattanooga

Through Games Of March 1, 2015

Average RPI Win:	185	WON-LOST	WINNING	LAST 10	STRENGTH OF	OPP. STRENGTH	TEAM	ADJ.	CONF.	ADJ CONF.
Average RPI Loss:	25	RECORD	PCT. RANK	GAMES	SCHEDULE	OF SCHEDULE	RPI	RPI	RPI	RPI
DIV. I ONLY	26- 3	9	10- 0	58	190	19	19	20	20	
DIV. I NON-CONF.	12- 3	46	0- 0	9	79	9	9	22	22	
TOTALS	RPI 1-25	RPI 26-50	W-L RECORDS	RPI 51-100	RPI 101-150	RPI 150+				
26- 3	2- 1	0- 2	OVERALL	2- 0	5- 0	17- 0				
13- 1	2- 0	0- 1	HOME	1- 0	1- 0	9- 0				
11- 2	0- 1	0- 1	AWAY	0- 0	4- 0	7- 0				
2- 0	0- 0	0- 0	NEUTRAL	1- 0	0- 0	1- 0				
12- 3	2- 1	0- 2	NON-CONFERENCE	2- 0	3- 0	5- 0				
6- 1	2- 0	0- 1	HOME	1- 0	0- 0	3- 0				
4- 2	0- 1	0- 1	AWAY	0- 0	3- 0	1- 0				
2- 0	0- 0	0- 0	NEUTRAL	1- 0	0- 0	1- 0				
14- 0	0- 0	0- 0	CONFERENCE	0- 0	2- 0	12- 0				
7- 0	0- 0	0- 0	HOME	0- 0	1- 0	6- 0				
7- 0	0- 0	0- 0	AWAY	0- 0	1- 0	6- 0				
0- 0	0- 0	0- 0	NEUTRAL	0- 0	0- 0	0- 0				

RPI	S	Opponent	Score	RPI	S	Opponent	Score	RPI	S	Opponent	Score	RPI	S	Opponent	Score
1	A	Notre Dame	53 88	27	H	South Fla.	57 59	76	N	South Dakota	67 54	112	A	East Tenn. St.	64 56
2	H	Tennessee	67 63	47	A	Arkansas St.	52 57	77	H	Villanova	49 45	112	H	East Tenn. St.	64 42
20	H	Stanford	54 46									126	A	UT Martin	65 54
												130	A	Harvard	54 52
												132	A	Butler	76 47
												159	A	Furman	47 40
												159	H	Furman	67 45
												173	N	SIUE	59 49
												181	A	Mercer	56 51
												181	H	Mercer	71 59
												191	A	Belmont	60 48
												194	A	Samford	56 49
												194	H	Samford	49 32
												200	H	N.C. A&T	58 43
												250	H	Austin Peay	76 65
												296	H	Morgan St.	55 40
												298	A	Western Caro.	66 41
												298	H	Western Caro.	83 52
												308	A	Wofford	70 43
												308	H	Wofford	68 41
												312	A	UNC Greensboro	81 46
												312	H	UNC Greensboro	76 52
LAST 12 Division I GAMES:															
112	H	East Tenn. St.	64 42	112	A	East Tenn. St.	64 56								
181	A	Mercer	56 51	181	H	Mercer	71 59								
194	A	Samford	56 49	194	H	Samford	49 32								
298	A	Western Caro.	66 41	159	H	Furman	67 45								
312	H	UNC Greensboro	76 52	312	A	UNC Greensboro	81 46								
308	H	Wofford	68 41	298	H	Western Caro.	83 52								

Non-Div I Games:

Chattanooga

Loss, Non-Conf, S Site, H Home A Away N Neutral

Chicago St.

Through Games Of March 1, 2015

Average RPI Win:	323	WON-LOST	WINNING	LAST 10	STRENGTH OF	OPP. STRENGTH	TEAM	ADJ.	CONF.	ADJ CONF.
Average RPI Loss:	220	RECORD	PCT. RANK	GAMES	SCHEDULE	OF SCHEDULE	RPI	RPI	RPI	RPI
DIV. I ONLY	2- 23	344	1- 8	293	337	346	346	30	30	
DIV. I NON-CONF.	1- 11	338	0- 0	221	326	327	327	30	30	
TOTALS	RPI 1-25	RPI 26-50	W-L RECORDS	RPI 51-100	RPI 101-150	RPI 150+				
2- 23	0- 0	0- 2	OVERALL	0- 2	0- 3	2- 16				
1- 11	0- 0	0- 2	HOME	0- 1	0- 1	1- 7				
1- 12	0- 0	0- 0	AWAY	0- 0	0- 0	1- 0				
0- 0	0- 0	0- 0	NEUTRAL	0- 0	0- 0	0- 0				
1- 11	0- 0	0- 2	NON-CONFERENCE	0- 2	0- 0	1- 7				
0- 6	0- 0	0- 2	HOME	0- 1	0- 0	0- 3				
1- 5	0- 0	0- 0	AWAY	0- 1	0- 0	1- 4				
0- 0	0- 0	0- 0	NEUTRAL	0- 0	0- 0	0- 0				
1- 12	0- 0	0- 0	CONFERENCE	0- 0	0- 3	1- 9				
1- 5	0- 0	0- 0	HOME	0- 0	0- 1	1- 4				
0- 7	0- 0	0- 0	AWAY	0- 0	0- 2	0- 5				
0- 0	0- 0	0- 0	NEUTRAL	0- 0	0- 0	0- 0				

RPI S	Opponent	Score	RPI S	Opponent	Score	RPI S	Opponent	Score	RPI S	Opponent	Score	Team's RPI: 346
			34 H	Northwestern	48 102	92 H	Western Mich.	43 73	115 A	Bakersfield	58 83	
			49 H	DePaul	34 87	95 A	Wright St.	40 81	115 H	Bakersfield	57 83	
									123 A	New Mexico St.	53 70	
									204 A	Ill.-Chicago	44 70	
									209 A	Tex.-Pan American	57 66	
									209 H	Tex.-Pan American	60 75	
									229 H	Western Ill.	55 90	
									236 A	Oakland	40 66	
									273 A	Grand Canyon	49 73	
									273 H	Grand Canyon	51 76	
									276 A	Milwaukee	47 69	
									279 H	Jackson St.	60 70	
									295 A	NJIT	48 59	
									311 A	Seattle	51 75	
									311 H	Seattle	49 56	
									315 H	IPFW	62 79	
									319 A	Bradley	62 59	
									326 A	Utah Valley	53 68	
									326 H	Utah Valley	60 55	
									341 A	UMKC	46 77	
									341 H	UMKC	59 65	
LAST 12 Division I GAMES:												
326 A	Utah Valley	53 68	123 A	New Mexico St.	53 70							
273 A	Grand Canyon	49 73	273 H	Grand Canyon	51 76							
311 H	Seattle	49 56	326 H	Utah Valley	60 55							
115 H	Bakersfield	57 83	115 A	Bakersfield	58 83							
341 A	UMKC	46 77	311 A	Seattle	51 75							
209 A	Tex.-Pan American	57 66	341 H	UMKC	59 65							

Non-Div I Games: Ind.-Northwest 78 56 St. Joseph's (IN) 61 58

Chicago St.

■ Loss,
 ■ Non-Conf, S Site,
 ■ Home
 ■ Away
 N Neutral

Average RPI Win:	264	WON-LOST	WINNING	LAST 10	STRENGTH OF	OPP. STRENGTH	TEAM	ADJ.	CONF.	ADJ CONF.
Average RPI Loss:	118	RECORD	PCT. RANK	GAMES	SCHEDULE	OF SCHEDULE	RPI	RPI	RPI	RPI
DIV. I ONLY	7- 21	298	2- 7	136	112	264	264	8	8	
DIV. I NON-CONF.	3- 8	263	0- 1	243	228	301	301	8	8	
TOTALS	RPI 1-25	RPI 26-50	W-L RECORDS	RPI 51-100	RPI 101-150	RPI 150+				
7- 21	0- 2	0- 4	OVERALL	0- 4	0- 4	7- 7				
5- 7	0- 1	0- 2	HOME	0- 1	0- 1	5- 2				
2- 12	0- 1	0- 2	AWAY	0- 2	0- 3	2- 4				
0- 2	0- 0	0- 0	NEUTRAL	0- 1	0- 0	0- 1				
3- 8	0- 0	0- 1	NON-CONFERENCE	0- 2	0- 1	3- 4				
3- 1	0- 0	0- 0	HOME	0- 0	0- 0	3- 1				
0- 5	0- 0	0- 1	AWAY	0- 1	0- 1	0- 2				
0- 2	0- 0	0- 0	NEUTRAL	0- 1	0- 0	0- 1				
4- 13	0- 2	0- 3	CONFERENCE	0- 2	0- 3	4- 3				
2- 6	0- 1	0- 2	HOME	0- 1	0- 1	2- 1				
2- 7	0- 1	0- 1	AWAY	0- 1	0- 2	2- 2				
0- 0	0- 0	0- 0	NEUTRAL	0- 0	0- 0	0- 0				

RPI 1-25				RPI 26-50				RPI 51-100				RPI 101+ Team's RPI: 264			
RPI	S	Opponent	Score	RPI	S	Opponent	Score	RPI	S	Opponent	Score	RPI	S	Opponent	Score
5	A	UConn	36 96	27	A	South Fla.	36 75	72	A	East Carolina	40 53	114	A	Tulsa	52 74
5	H	UConn	31 96	27	H	South Fla.	44 74	72	H	East Carolina	53 78	126	A	UT Martin	61 62
				43	A	Iowa St.	54 85	85	N	Creighton	52 63	131	A	Temple	50 83
				50	H	Tulane	50 60	94	A	UCLA	58 66	131	H	Temple	64 81
												160	A	Memphis	38 41
												160	H	Memphis	44 56
												165	A	Northern Ky.	52 66
												187	H	Xavier	71 72
												196	H	Delaware	67 59
												235	H	Detroit	70 38
												257	N	San Jose St.	54 79
												258	A	SMU	56 46
												263	A	UCF	51 66
												263	H	UCF	70 54
												278	A	Houston	76 73
												278	H	Houston	69 66
												294	A	Bowling Green	55 66
												339	H	Ark.-Pine Bluff	73 57
LAST 12 Division I GAMES:															
257	N	San Jose St.	54 79	27	A	South Fla.	36 75								
258	A	SMU	56 46	5	A	UConn	36 96								
27	H	South Fla.	44 74	278	H	Houston	69 66								
72	A	East Carolina	40 53	160	H	Memphis	44 56								
263	A	UCF	51 66	5	H	UConn	31 96								
72	H	East Carolina	53 78	131	A	Temple	50 83								

Non-Div I Games:

Cincinnati

■ Loss,
■ Non-Conf,
■ S Site,
■ Home
■ Away
N Neutral

Average RPI Win:	247	WON-LOST	WINNING	LAST 10	STRENGTH OF	OPP. STRENGTH	TEAM	ADJ.	CONF.	ADJ CONF.
Average RPI Loss:	50	RECORD	PCT. RANK	GAMES	SCHEDULE	OF SCHEDULE	RPI	RPI	RPI	RPI
DIV. I ONLY	9- 20	276	0- 10	16	64	185	185	3	3	
DIV. I NON-CONF.	8- 5	123	0- 0	68	283	104	104	3	3	
TOTALS	RPI 1-25	RPI 26-50	W-L RECORDS	RPI 51-100	RPI 101-150	RPI 150+				
9- 20	0- 8	0- 4	OVERALL	0- 6	1- 1	8- 1				
9- 7	0- 4	0- 1	HOME	0- 2	1- 0	8- 0				
0- 10	0- 3	0- 1	AWAY	0- 4	0- 1	0- 1				
0- 3	0- 1	0- 2	NEUTRAL	0- 0	0- 0	0- 0				
8- 5	0- 2	0- 2	NON-CONFERENCE	0- 1	1- 0	7- 0				
8- 0	0- 0	0- 0	HOME	0- 0	1- 0	7- 0				
0- 2	0- 1	0- 0	AWAY	0- 1	0- 0	0- 0				
0- 3	0- 1	0- 2	NEUTRAL	0- 0	0- 0	0- 0				
1- 15	0- 6	0- 2	CONFERENCE	0- 5	0- 1	1- 1				
1- 7	0- 4	0- 1	HOME	0- 2	0- 0	1- 0				
0- 8	0- 2	0- 1	AWAY	0- 3	0- 1	0- 1				
0- 0	0- 0	0- 0	NEUTRAL	0- 0	0- 0	0- 0				

RPI	S	Opponent	Score	RPI	S	Opponent	Score	RPI	S	Opponent	Score	RPI	S	Opponent	Score	Team's RPI: 185
1	H	Notre Dame	36 74	29	H	Syracuse	55 60	60	A	Middle Tenn.	28 69	105	A	Boston College	53 68	
4	A	South Carolina	41 99	33	A	Pittsburgh	56 61	70	A	North Carolina St.	50 76	108	H	Troy	82 73	
8	H	Louisville	49 81	35	N	Ohio St.	77 86	78	A	Miami (FL)	42 79	159	H	Furman	79 69	
10	A	Florida St.	38 81	44	N	Wichita St.	48 63	84	A	Georgia Tech	66 74	164	H	North Dakota	72 67	
10	H	Florida St.	52 82					84	H	Georgia Tech	59 71	207	A	Wake Forest	62 64	
12	H	North Carolina	56 78					100	H	Virginia	72 77	223	H	Virginia Tech	63 54	
13	A	Duke	60 89									285	H	South Carolina St.	66 57	
15	N	FGCU	61 86									295	H	NJIT	64 47	
												312	H	UNC Greensboro	80 51	
												334	H	Tennessee Tech	76 61	
												342	H	Longwood	72 56	
LAST 12 Division I GAMES:																
33	A	Pittsburgh	56 61	105	A	Boston College	53 68									
29	H	Syracuse	55 60	100	H	Virginia	72 77									
84	H	Georgia Tech	59 71	207	A	Wake Forest	62 64									
10	A	Florida St.	38 81	1	H	Notre Dame	36 74									
8	H	Louisville	49 81	12	H	North Carolina	56 78									
13	A	Duke	60 89	78	A	Miami (FL)	42 79									

Non-Div I Games:

Clemson

■ Loss,
■ Non-Conf,
■ S Site,
■ H Home
■ A Away
N Neutral

Cleveland St.

Through Games Of March 1, 2015

Average RPI Win:	218	WON-LOST	WINNING	LAST 10	STRENGTH OF	OPP. STRENGTH	TEAM	ADJ.	CONF.	ADJ CONF.
Average RPI Loss:	126	RECORD	PCT. RANK	GAMES	SCHEDULE	OF SCHEDULE	RPI	RPI	RPI	RPI
DIV. I ONLY	14- 11	139	6- 4	169	168	118	118	12	12	
DIV. I NON-CONF.	6- 5	145	0- 0	170	202	141	141	13	13	
TOTALS	RPI 1-25	RPI 26-50	W-L RECORDS	RPI 51-100	RPI 101-150	RPI 150+				
14- 11	0- 2	0- 1	OVERALL	2- 3	1- 1	11- 4				
9- 2	0- 1	0- 0	HOME	2- 0	1- 0	6- 1				
5- 9	0- 1	0- 1	AWAY	0- 3	0- 1	5- 3				
0- 0	0- 0	0- 0	NEUTRAL	0- 0	0- 0	0- 0				
6- 5	0- 0	0- 1	NON-CONFERENCE	1- 1	1- 1	4- 2				
4- 1	0- 0	0- 0	HOME	1- 0	1- 0	2- 1				
2- 4	0- 0	0- 1	AWAY	0- 1	0- 1	2- 1				
0- 0	0- 0	0- 0	NEUTRAL	0- 0	0- 0	0- 0				
8- 6	0- 2	0- 0	CONFERENCE	1- 2	0- 0	7- 2				
5- 1	0- 1	0- 0	HOME	1- 0	0- 0	4- 0				
3- 5	0- 1	0- 0	AWAY	0- 2	0- 0	3- 2				
0- 0	0- 0	0- 0	NEUTRAL	0- 0	0- 0	0- 0				

RPI 1-25				RPI 26-50				RPI 51-100				RPI 101+ Team's RPI: 118			
RPI	S	Opponent	Score	RPI	S	Opponent	Score	RPI	S	Opponent	Score	RPI	S	Opponent	Score
22	A	Green Bay	50 74	39	A	Minnesota	76 93	52	A	Ohio	64 71	104	H	Toledo	81 71
22	H	Green Bay	61 65					69	A	Youngstown St.	65 79	133	A	Eastern Mich.	68 71
								72	H	East Carolina	59 57	191	H	Belmont	89 86
								95	A	Wright St.	65 82	204	A	Ill.-Chicago	75 73
								95	H	Wright St.	67 63	212	A	Fla. Atlantic	74 79
												234	H	Niagara	58 76
												235	A	Detroit	65 78
												235	H	Detroit	71 65
												236	A	Oakland	72 64
												236	H	Oakland	80 74
												243	A	Morehead St.	80 72
												268	A	Valparaiso	77 70
												268	H	Valparaiso	69 62
												276	A	Milwaukee	69 76
												276	H	Milwaukee	67 58
												290	H	Kent St.	69 67
												335	A	FIU	73 65
LAST 12 Division I GAMES:															
276	A	Milwaukee	69 76	204	A	Ill.-Chicago	75 73								
268	A	Valparaiso	77 70	236	A	Oakland	72 64								
235	A	Detroit	65 78	276	H	Milwaukee	67 58								
95	H	Wright St.	67 63	95	A	Wright St.	65 82								
236	H	Oakland	80 74	22	H	Green Bay	61 65								
22	A	Green Bay	50 74	235	H	Detroit	71 65								

Non-Div I Games: Bluefield St. 77 74 Notre Dame (OH) 83 67































































Cleveland St.

Loss,
Non-Conf,
S Site,
H Home
A Away
N Neutral




Coastal Caro.

Through Games Of March 1, 2015

Average RPI Win: 285	WON-LOST	WINNING	LAST 10	STRENGTH OF	OPP. STRENGTH	TEAM	ADJ.	CONF.	ADJ CONF.
Average RPI Loss: 220	RECORD	PCT. RANK	GAMES	SCHEDULE	OF SCHEDULE	RPI	RPI	RPI	RPI
DIV. I ONLY	8- 17	274	2- 8	324	343	327	327	27	27
DIV. I NON-CONF.	2- 3	207	0- 0	342	342	338	338	32	32
TOTALS	RPI 1-25	RPI 26-50	W-L RECORDS	RPI 51-100	RPI 101-150	RPI 150+			
8- 17	0- 0	0- 0	OVERALL	0- 2	0- 1	8- 14			
6- 7	0- 0	0- 0	HOME	0- 1	0- 1	6- 5			
2- 9	0- 0	0- 0	AWAY	0- 1	0- 0	2- 8			
0- 1	0- 0	0- 0	NEUTRAL	0- 0	0- 0	0- 1			
2- 3	0- 0	0- 0	NON-CONFERENCE	0- 0	0- 1	2- 2			
2- 1	0- 0	0- 0	HOME	0- 0	0- 1	2- 0			
0- 1	0- 0	0- 0	AWAY	0- 0	0- 0	0- 1			
0- 1	0- 0	0- 0	NEUTRAL	0- 0	0- 0	0- 1			
6- 14	0- 0	0- 0	CONFERENCE	0- 2	0- 0	6- 12			
4- 6	0- 0	0- 0	HOME	0- 1	0- 0	4- 5			
2- 8	0- 0	0- 0	AWAY	0- 1	0- 0	2- 7			
0- 0	0- 0	0- 0	NEUTRAL	0- 0	0- 0	0- 0			

RPI 1-25			RPI 26-50			RPI 51-100			RPI 101+			Team's RPI: 327
RPI	S	Opponent	Score	RPI	S	Opponent	Score	RPI	S	Opponent	Score	
						81  Liberty	64  78	138  Marshall		65  77		
						81  Liberty	47  66	159  Furman		56  90		
								171  High Point		65  73		
								171  High Point		64  79		
								188  Winthrop		68  81		
								188  Winthrop		81 62		
								195  Radford		75 42		
								195  Radford		43  52		
								210  Campbell		69  78		
								210  Campbell		50 40		
								240  Presbyterian		56  78		
								240  Presbyterian		78  84		
								286  Gardner-Webb		74  82		
								286  Gardner-Webb		65  71		
								315  IPFW		90 63		
								317  UNC Asheville		61  68		
								317  UNC Asheville		53  87		
								320 N Saint Francis (PA)		72  75		
								337  N.C. Central		67 52		
								342  Longwood		74  78		
								342  Longwood		75 44		
								348  Charleston So.		71 62		
								348  Charleston So.		65 51		
LAST 12 Division I GAMES:												
317		UNC Asheville	53  87	81		Liberty	64  78					
210		Campbell	69  78	195		Radford	43  52					
188		Winthrop	68  81	286		Gardner-Webb	65  71					
348		Charleston So.	65 51	171		High Point	65  73					
342		Longwood	75 44	317		UNC Asheville	61  68					
240		Presbyterian	56  78	210		Campbell	50 40					

Non-Div I Games: Barber-Scotia 121 32 UNC Pembroke 64 48 Johnson & Wales (NC) 13 34 Pfeiffer 69 62 Coastal Caro.

 Loss,  Non-Conf, S Site,  Home  Away N Neutral

Average RPI Win:	239	WON-LOST	WINNING	LAST 10	STRENGTH OF	OPP. STRENGTH	TEAM	ADJ.	CONF.	ADJ CONF.
Average RPI Loss:	142	RECORD	PCT. RANK	GAMES	SCHEDULE	OF SCHEDULE	RPI	RPI	RPI	RPI
DIV. I ONLY	5- 23	322	1- 8	119	144	281	281	13	13	
DIV. I NON-CONF.	2- 9	297	0- 1	43	221	240	240	11	11	
TOTALS	RPI 1-25	RPI 26-50	W-L RECORDS	RPI 51-100	RPI 101-150	RPI 150+				
5- 23	0- 2	0- 2	OVERALL	0- 4	0- 5	5- 10				
4- 8	0- 1	0- 0	HOME	0- 1	0- 2	4- 4				
1- 12	0- 0	0- 1	AWAY	0- 2	0- 3	1- 6				
0- 3	0- 1	0- 1	NEUTRAL	0- 1	0- 0	0- 0				
2- 9	0- 1	0- 2	NON-CONFERENCE	0- 2	0- 1	2- 3				
2- 1	0- 0	0- 0	HOME	0- 0	0- 0	2- 1				
0- 5	0- 0	0- 1	AWAY	0- 1	0- 1	0- 2				
0- 3	0- 1	0- 1	NEUTRAL	0- 1	0- 0	0- 0				
3- 14	0- 1	0- 0	CONFERENCE	0- 2	0- 4	3- 7				
2- 7	0- 1	0- 0	HOME	0- 1	0- 2	2- 3				
1- 7	0- 0	0- 0	AWAY	0- 1	0- 2	1- 4				
0- 0	0- 0	0- 0	NEUTRAL	0- 0	0- 0	0- 0				

RPI 1-25				RPI 26-50				RPI 51-100				RPI 101+ Team's RPI: 281			
RPI	S	Opponent	Score	RPI	S	Opponent	Score	RPI	S	Opponent	Score	RPI	S	Opponent	Score
5	N	UConn	24 85	27	A	South Fla.	47 67	61	A	Drexel	47 64	103	A	Hofstra	53 78
25	H	James Madison	53 73	39	N	Minnesota	50 74	61	H	Drexel	52 63	103	H	Hofstra	57 69
								72	A	East Carolina	55 68	107	A	Elon	68 77
								77	N	Villanova	41 60	107	H	Elon	71 75
												148	A	Kennesaw St.	61 68
												174	A	William & Mary	59 74
												174	H	William & Mary	55 84
												181	H	Mercer	72 59
												196	A	Delaware	49 80
												196	H	Delaware	55 49
												218	H	USC Upstate	61 60
												232	A	UNCW	57 69
												232	H	UNCW	65 76
												233	A	George Mason	61 71
												241	A	Towson	49 71
												241	H	Towson	52 56
												285	A	South Carolina St.	51 60
												301	A	Northeastern	56 54
												301	H	Northeastern	59 38
												312	H	UNC Greensboro	68 70
LAST 12 Division I GAMES:															
		77	N	Villanova	41	60				103	H	Hofstra	57	69	
		232	H	UNCW	65	76				107	H	Elon	71	75	
		174	H	William & Mary	55	84				241	A	Towson	49	71	
		301	A	Northeastern	56	54				61	A	Drexel	47	64	
		61	H	Drexel	52	63				25	H	James Madison	53	73	
		174	A	William & Mary	59	74				196	A	Delaware	49	80	

Non-Div I Games:

Col. of Charleston

■ Loss,
■ Non-Conf,
■ S Site,
■ H Home
■ A Away
N Neutral

Colgate

Through Games Of March 1, 2015

Average RPI Win: 231	WON-LOST	WINNING	LAST 10	STRENGTH OF	OPP. STRENGTH	TEAM	ADJ.	CONF.	ADJ CONF.
Average RPI Loss: 145	RECORD	PCT. RANK	GAMES	SCHEDULE	OF SCHEDULE	RPI	RPI	RPI	RPI
DIV. I ONLY	8- 21	289	5- 5	158	207	262	262	18	18
DIV. I NON-CONF.	1- 10	329	0- 0	172	161	322	322	20	20
TOTALS	RPI 1-25	RPI 26-50	W-L RECORDS	RPI 51-100	RPI 101-150	RPI 150+			
8- 21	0- 0	0- 1	OVERALL	0- 7	2- 5	6- 8			
5- 8	0- 0	0- 0	HOME	0- 3	1- 2	4- 3			
3- 13	0- 0	0- 1	AWAY	0- 4	1- 3	2- 5			
0- 0	0- 0	0- 0	NEUTRAL	0- 0	0- 0	0- 0			
1- 10	0- 0	0- 1	NON-CONFERENCE	0- 3	0- 3	1- 3			
1- 3	0- 0	0- 0	HOME	0- 1	0- 1	1- 1			
0- 7	0- 0	0- 1	AWAY	0- 2	0- 2	0- 2			
0- 0	0- 0	0- 0	NEUTRAL	0- 0	0- 0	0- 0			
7- 11	0- 0	0- 0	CONFERENCE	0- 4	2- 2	5- 5			
4- 5	0- 0	0- 0	HOME	0- 2	1- 1	3- 2			
3- 6	0- 0	0- 0	AWAY	0- 2	1- 1	2- 3			
0- 0	0- 0	0- 0	NEUTRAL	0- 0	0- 0	0- 0			

RPI S	Opponent	Score	RPI S	Opponent	Score	RPI S	Opponent	Score	RPI S	Opponent	Score	Team's RPI: 262
42	A Rutgers	44 60	58	A American	46 75	117	H Cornell	66 74				
			58	H American	58 66	125	A Lehigh	61 60				
			61	A Drexel	51 59	125	H Lehigh	68 86				
			65	A Georgia	35 66	130	A Harvard	53 68				
			82	H Albany (NY)	48 67	145	A Bucknell	75 77				
			89	A Army	47 48	145	H Bucknell	54 41				
			89	H Army	62 64	146	A St. Bonaventure	49 65				
						179	A Holy Cross	76 71				
						179	H Holy Cross	62 68				
						180	A Siena	68 80				
						208	A Lafayette	56 58				
						208	H Lafayette	49 36				
						211	A Navy	52 64				
						211	H Navy	63 65				
						251	A Monmouth	62 82				
						277	A Loyola Maryland	72 45				
						277	H Loyola Maryland	54 53				
						290	H Kent St.	61 62				
						313	A Boston U.	53 58				
						313	H Boston U.	67 54				
						324	H Binghamton	74 55				
LAST 12 Division I GAMES:												
125	A Lehigh	61 60	58	A American	46 75							
208	H Lafayette	49 36	179	H Holy Cross	62 68							
277	H Loyola Maryland	54 53	145	H Bucknell	54 41							
89	A Army	47 48	208	A Lafayette	56 58							
211	A Navy	52 64	277	A Loyola Maryland	72 45							
313	H Boston U.	67 54	89	H Army	62 64							

Non-Div I Games:

Colgate

■ Loss,
 ■ Non-Conf,
 ■ S Site,
 ■ Home
 ■ A Away
 N Neutral

Colorado

Through Games Of March 1, 2015

Average RPI Win:	179	WON-LOST	WINNING	LAST 10	STRENGTH OF	OPP. STRENGTH	TEAM	ADJ.	CONF.	ADJ CONF.
Average RPI Loss:	52	RECORD	PCT. RANK	GAMES	SCHEDULE	OF SCHEDULE	RPI	RPI	RPI	RPI
DIV. I ONLY	13- 16	210	5- 5	30	57	113	113	5	5	
DIV. I NON-CONF.	7- 4	107	2- 1	18	192	67	67	5	5	
TOTALS	RPI 1-25	RPI 26-50	W-L RECORDS	RPI 51-100	RPI 101-150	RPI 150+				
13- 16	0- 6	1- 3	OVERALL	2- 6	1- 1	9- 0				
10- 7	0- 2	1- 2	HOME	2- 2	1- 1	6- 0				
3- 9	0- 4	0- 1	AWAY	0- 4	0- 0	3- 0				
0- 0	0- 0	0- 0	NEUTRAL	0- 0	0- 0	0- 0				
7- 4	0- 1	1- 1	NON-CONFERENCE	1- 1	1- 1	4- 0				
6- 2	0- 0	1- 1	HOME	1- 0	1- 1	3- 0				
1- 2	0- 1	0- 0	AWAY	0- 1	0- 0	1- 0				
0- 0	0- 0	0- 0	NEUTRAL	0- 0	0- 0	0- 0				
6- 12	0- 5	0- 2	CONFERENCE	1- 5	0- 0	5- 0				
4- 5	0- 2	0- 1	HOME	1- 2	0- 0	3- 0				
2- 7	0- 3	0- 1	AWAY	0- 3	0- 0	2- 0				
0- 0	0- 0	0- 0	NEUTRAL	0- 0	0- 0	0- 0				

RPI 1-25				RPI 26-50				RPI 51-100				RPI 101+ Team's RPI: 113			
RPI	S	Opponent	Score	RPI	S	Opponent	Score	RPI	S	Opponent	Score	RPI	S	Opponent	Score
7	A	Iowa	63 78	30	A	Washington	82 85	68	H	Colorado St.	87 81	106	H	Long Beach St.	56 62
11	H	Oregon St.	44 66	30	H	Washington	67 79	74	A	Washington St.	68 73	144	H	Missouri St.	87 59
17	A	Arizona St.	46 59	32	H	Western Ky.	78 79	74	H	Washington St.	72 51	164	H	North Dakota	68 59
17	H	Arizona St.	60 68	47	H	Arkansas St.	80 69	90	A	Southern California	51 66	166	H	Oregon	84 69
20	A	Stanford	55 62					90	H	Southern California	61 81	205	A	Arizona	66 51
24	A	California	59 75					94	A	UCLA	65 72	205	H	Arizona	81 69
								94	H	UCLA	84 90	206	H	Wyoming	76 71
								96	A	Missouri	50 53	238	A	Utah	73 54
												238	H	Utah	77 72
												257	H	San Jose St.	97 89
												309	A	Denver	77 49
LAST 12 Division I GAMES:															
47	H	Arkansas St.	80 69	11	H	Oregon St.	44 66								
32	H	Western Ky.	78 79	30	H	Washington	67 79								
68	H	Colorado St.	87 81	74	H	Washington St.	72 51								
17	A	Arizona St.	46 59	90	A	Southern California	51 66								
205	A	Arizona	66 51	94	A	UCLA	65 72								
166	H	Oregon	84 69	205	H	Arizona	81 69								

Non-Div I Games:

Colorado

Loss, Non-Conf, S Site, H Home A Away N Neutral

Average RPI Win: 210		WON-LOST	WINNING	LAST 10	STRENGTH OF	OPP. STRENGTH	TEAM	ADJ.	CONF.	ADJ CONF.
Average RPI Loss: 93		RECORD	PCT. RANK	GAMES	SCHEDULE	OF SCHEDULE	RPI	RPI	RPI	RPI
DIV. I ONLY		19- 6	35	8- 2	198	154	68	68	22	22
DIV. I NON-CONF.		6- 3	92	0- 0	182	54	116	116	19	19
TOTALS	RPI 1-25		RPI 26-50		W-L RECORDS		RPI 51-100		RPI 101-150	RPI 150+
19- 6	0- 0		0- 0		OVERALL		3- 3		3- 3	13- 0
11- 1	0- 0		0- 0		HOME		1- 1		3- 0	7- 0
7- 4	0- 0		0- 0		AWAY		1- 1		0- 3	6- 0
1- 1	0- 0		0- 0		NEUTRAL		1- 1		0- 0	0- 0
6- 3	0- 0		0- 0		NON-CONFERENCE		2- 2		1- 1	3- 0
4- 1	0- 0		0- 0		HOME		0- 1		1- 0	3- 0
1- 1	0- 0		0- 0		AWAY		1- 0		0- 1	0- 0
1- 1	0- 0		0- 0		NEUTRAL		1- 1		0- 0	0- 0
13- 3	0- 0		0- 0		CONFERENCE		1- 1		2- 2	10- 0
7- 0	0- 0		0- 0		HOME		1- 0		2- 0	4- 0
6- 3	0- 0		0- 0		AWAY		0- 1		0- 2	6- 0
0- 0	0- 0		0- 0		NEUTRAL		0- 0		0- 0	0- 0

RPI 1-25				RPI 26-50				RPI 51-100				Team's RPI: 68				RPI 101+			
RPI	S	Opponent	Score	RPI	S	Opponent	Score	RPI	S	Opponent	Score	RPI	S	Opponent	Score	RPI	S	Opponent	Score
								53	A	Fresno St.	49	53	113	A	Colorado	81	87		
								53	H	Fresno St.	70	56	116	A	New Mexico	40	67		
								63	N	TCU	76	62	116	H	New Mexico	44	38		
								64	H	Hawaii	58	63	135	A	Boise St.	65	75		
								67	A	Drake	69	56	135	H	Boise St.	83	82		
								75	N	BYU	58	69	136	H	Cal Poly	65	63		
													206	A	Wyoming	58	55		
													206	H	Wyoming	67	58		
													212	H	Fla. Atlantic	59	46		
													220	A	UNLV	55	43		
													221	A	San Diego St.	49	36		
													221	H	San Diego St.	65	42		
													257	A	San Jose St.	85	76		
													257	H	San Jose St.	77	59		
													287	A	Nevada	59	58		
													309	H	Denver	81	61		
													331	H	Illinois St.	70	49		
													345	A	Air Force	85	49		
													345	H	Air Force	62	42		
LAST 12 Division I GAMES:																			
				257	A	San Jose St.	85	76	206	H	Wyoming	67	58						
				345	A	Air Force	85	49	53	A	Fresno St.	49	53						
				53	H	Fresno St.	70	56	135	H	Boise St.	83	82						
				221	H	San Diego St.	65	42	221	A	San Diego St.	49	36						
				116	A	New Mexico	40	67	257	H	San Jose St.	77	59						
				220	A	UNLV	55	43	287	A	Nevada	59	58						

Non-Div I Games:	South Dakota Mines	75	39	Colorado Mines	99	45
------------------	--------------------	----	----	----------------	----	----

Colorado St.

■ Loss, ■ Non-Conf, S Site, H Home A Away N Neutral

Average RPI Win:	237	WON-LOST	WINNING	LAST 10	STRENGTH OF	OPP. STRENGTH	TEAM	ADJ.	CONF.	ADJ CONF.
Average RPI Loss:	170	RECORD	PCT. RANK	GAMES	SCHEDULE	OF SCHEDULE	RPI	RPI	RPI	RPI
DIV. I ONLY	8- 18	278	2- 8	281	199	299	299	7	7	
DIV. I NON-CONF.	6- 8	197	0- 0	336	336	316	316	10	10	
TOTALS	RPI 1-25	RPI 26-50	W-L RECORDS	RPI 51-100	RPI 101-150	RPI 150+				
8- 18	0- 1	0- 0	OVERALL	0- 1	2- 6	6- 10				
7- 7	0- 0	0- 0	HOME	0- 0	2- 3	5- 4				
1- 11	0- 1	0- 0	AWAY	0- 1	0- 3	1- 6				
0- 0	0- 0	0- 0	NEUTRAL	0- 0	0- 0	0- 0				
6- 8	0- 0	0- 0	NON-CONFERENCE	0- 0	1- 1	5- 7				
5- 4	0- 0	0- 0	HOME	0- 0	1- 1	4- 3				
1- 4	0- 0	0- 0	AWAY	0- 0	0- 0	1- 4				
0- 0	0- 0	0- 0	NEUTRAL	0- 0	0- 0	0- 0				
2- 10	0- 1	0- 0	CONFERENCE	0- 1	1- 5	1- 3				
2- 3	0- 0	0- 0	HOME	0- 0	1- 2	1- 1				
0- 7	0- 1	0- 0	AWAY	0- 1	0- 3	0- 2				
0- 0	0- 0	0- 0	NEUTRAL	0- 0	0- 0	0- 0				

RPI S	Opponent	Score	RPI S	Opponent	Score	RPI S	Opponent	Score	RPI S	Opponent	Score	Team's RPI: 299
16	A Princeton	44 83				55	A Penn	57 78	111	A Yale	47 55	
									111	H Yale	57 67	
									117	A Cornell	39 59	
									117	H Cornell	42 46	
									124	H Rhode Island	79 69	
									130	A Harvard	81 82	
									130	H Harvard	59 43	
									148	H Kennesaw St.	62 66	
									152	A Dartmouth	50 60	
									152	H Dartmouth	54 61	
									168	A San Francisco	65 70	
									178	A Stony Brook	68 82	
									208	H Lafayette	72 65	
									215	A Brown	76 85	
									215	H Brown	83 74	
									224	H UMass Lowell	59 69	
									257	A San Jose St.	76 119	
									270	H UMBC	66 76	
									295	A NJIT	45 38	
									300	H LIU Brooklyn	54 45	
									304	H Fairleigh Dickinson	72 55	
									307	H Portland St.	66 71	
									319	H Bradley	81 74	
									333	A Wagner	86 97	
LAST 12 Division I GAMES:												
130	A Harvard	81 82	55	A Penn	57 78							
152	A Dartmouth	50 60	16	A Princeton	44 83							
111	H Yale	57 67	215	A Brown	76 85							
215	H Brown	83 74	111	A Yale	47 55							
152	H Dartmouth	54 61	117	H Cornell	42 46							
130	H Harvard	59 43	117	A Cornell	39 59							

Non-Div I Games:

Columbia

■ Loss,
 ■ Non-Conf,
 ■ S Site,
 ■ H Home
 ■ A Away
 N Neutral

Average RPI Win:	324	WON-LOST	WINNING	LAST 10	STRENGTH OF	OPP. STRENGTH	TEAM	ADJ.	CONF.	ADJ CONF.
Average RPI Loss:	202	RECORD	PCT. RANK	GAMES	SCHEDULE	OF SCHEDULE	RPI	RPI	RPI	RPI
DIV. I ONLY	4- 21	329	2- 8	321	291	340	340	31	31	
DIV. I NON-CONF.	0- 10	339	0- 0	138	53	320	320	29	29	
TOTALS	RPI 1-25	RPI 26-50	W-L RECORDS	RPI 51-100	RPI 101-150	RPI 150+				
4- 21	0- 1	0- 0	OVERALL	0- 4	0- 2	4- 14				
2- 8	0- 1	0- 0	HOME	0- 0	0- 1	2- 6				
2- 13	0- 0	0- 0	AWAY	0- 4	0- 1	2- 8				
0- 0	0- 0	0- 0	NEUTRAL	0- 0	0- 0	0- 0				
0- 10	0- 1	0- 0	NON-CONFERENCE	0- 4	0- 1	0- 4				
0- 3	0- 1	0- 0	HOME	0- 0	0- 1	0- 1				
0- 7	0- 0	0- 0	AWAY	0- 4	0- 0	0- 3				
0- 0	0- 0	0- 0	NEUTRAL	0- 0	0- 0	0- 0				
4- 11	0- 0	0- 0	CONFERENCE	0- 0	0- 1	4- 10				
2- 5	0- 0	0- 0	HOME	0- 0	0- 0	2- 5				
2- 6	0- 0	0- 0	AWAY	0- 0	0- 1	2- 5				
0- 0	0- 0	0- 0	NEUTRAL	0- 0	0- 0	0- 0				

RPI 1-25				RPI 26-50				RPI 51-100				RPI 101+ Team's RPI: 340			
RPI	S	Opponent	Score	RPI	S	Opponent	Score	RPI	S	Opponent	Score	RPI	S	Opponent	Score
6	H	Maryland	51 110					65	A	Georgia	29 49	109	A	Hampton	44 69
								65	A	West Virginia	43 83	129	H	VCU	52 63
								70	A	North Carolina St.	61 81	161	H	Savannah St.	56 63
								78	A	Miami (FL)	54 70	177	H	Robert Morris	58 75
												200	A	N.C. A&T	49 67
												207	A	Wake Forest	54 65
												248	H	Bethune-Cookman	58 61
												270	A	UMBC	65 78
												271	A	Norfolk St.	58 56
												271	H	Norfolk St.	57 67
												285	H	South Carolina St.	58 68
												296	A	Morgan St.	55 73
												296	H	Morgan St.	53 62
												314	A	Mt. St. Mary's	65 81
												325	A	UMES	58 66
												336	H	Florida A&M	70 65
												337	A	N.C. Central	58 59
												343	A	Howard	66 68
												343	H	Howard	75 61
												347	A	Delaware St.	80 62
LAST 12 Division I GAMES:															
296	A	Morgan St.	55 73	285	H	South Carolina St.	58 68								
109	A	Hampton	44 69	296	H	Morgan St.	53 62								
271	H	Norfolk St.	57 67	325	A	UMES	58 66								
347	A	Delaware St.	80 62	200	A	N.C. A&T	49 67								
343	H	Howard	75 61	337	A	N.C. Central	58 59								
161	H	Savannah St.	56 63	336	H	Florida A&M	70 65								

Non-Div I Games: Virginia Union 68 54

Coppin St.

Average RPI Win:	202	WON-LOST	WINNING	LAST 10	STRENGTH OF	OPP. STRENGTH	TEAM	ADJ.	CONF.	ADJ CONF.
Average RPI Loss:	118	RECORD	PCT. RANK	GAMES	SCHEDULE	OF SCHEDULE	RPI	RPI	RPI	RPI
DIV. I ONLY	15- 11	126	4- 6	173	125	117	117	7	7	
DIV. I NON-CONF.	9- 5	102	0- 0	178	211	114	114	10	10	
TOTALS	RPI 1-25	RPI 26-50	W-L RECORDS	RPI 51-100	RPI 101-150	RPI 150+				
15- 11	0- 1	0- 1	OVERALL	2- 1	2- 5	11- 3				
8- 4	0- 0	0- 0	HOME	1- 0	2- 2	5- 2				
7- 7	0- 1	0- 1	AWAY	1- 1	0- 3	6- 1				
0- 0	0- 0	0- 0	NEUTRAL	0- 0	0- 0	0- 0				
9- 5	0- 0	0- 1	NON-CONFERENCE	1- 1	1- 2	7- 1				
5- 2	0- 0	0- 0	HOME	1- 0	1- 1	3- 1				
4- 3	0- 0	0- 1	AWAY	0- 1	0- 1	4- 0				
0- 0	0- 0	0- 0	NEUTRAL	0- 0	0- 0	0- 0				
6- 6	0- 1	0- 0	CONFERENCE	1- 0	1- 3	4- 2				
3- 2	0- 0	0- 0	HOME	0- 0	1- 1	2- 1				
3- 4	0- 1	0- 0	AWAY	1- 0	0- 2	2- 1				
0- 0	0- 0	0- 0	NEUTRAL	0- 0	0- 0	0- 0				

RPI 1-25				RPI 26-50				RPI 51-100				RPI 101+ Team's RPI: 117			
RPI	S	Opponent	Score	RPI	S	Opponent	Score	RPI	S	Opponent	Score	RPI	S	Opponent	Score
16	A	Princeton	47 75	29	A	Syracuse	59 76	55	A	Penn	60 49	111	A	Yale	53 60
								61	A	Drexel	53 62	111	H	Yale	56 37
								69	H	Youngstown St.	75 63	130	A	Harvard	54 60
												130	H	Harvard	57 61
												134	H	Buffalo	58 65
												138	H	Marshall	58 49
												145	A	Bucknell	51 59
												152	A	Dartmouth	35 54
												152	H	Dartmouth	66 46
												155	H	Bryant	66 64
												170	H	Hartford	46 48
												175	A	Fairfield	58 47
												177	H	Robert Morris	70 59
												215	A	Brown	65 52
												215	H	Brown	51 58
												262	A	Colgate	74 66
												277	A	Loyola Maryland	79 61
												299	A	Columbia	46 42
												299	H	Columbia	59 39
												303	A	Vermont	90 87
												343	H	Howard	75 56
LAST 12 Division I GAMES:															
152	A	Dartmouth	35 54	16	A	Princeton	47 75	55	A	Penn	60 49				
130	A	Harvard	54 60					111	A	Yale	53 60				
215	H	Brown	51 58					215	A	Brown	65 52				
111	H	Yale	56 37					299	A	Columbia	46 42				
130	H	Harvard	57 61					299	H	Columbia	59 39				
152	H	Dartmouth	66 46												

Non-Div I Games:

Cornell

■ Loss,
 ■ Non-Conf, S Site,
 ■ Home
 ■ Away
 N Neutral

Creighton

Through Games Of March 1, 2015

Average RPI Win: 187	WON-LOST	WINNING	LAST 10	STRENGTH OF	OPP. STRENGTH	TEAM	ADJ.	CONF.	ADJ CONF.
Average RPI Loss: 67	RECORD	PCT. RANK	GAMES	SCHEDULE	OF SCHEDULE	RPI	RPI	RPI	RPI
DIV. I ONLY	17- 12	117	8- 2	74	72	85	85	10	10
DIV. I NON-CONF.	7- 4	107	0- 0	35	21	44	44	9	9
TOTALS	RPI 1-25	RPI 26-50	W-L RECORDS	RPI 51-100	RPI 101-150	RPI 150+			
17- 12	0- 2	1- 5	OVERALL	3- 3	3- 1	10- 1			
9- 5	0- 0	0- 3	HOME	1- 2	2- 0	6- 0			
7- 7	0- 2	1- 2	AWAY	2- 1	1- 1	3- 1			
1- 0	0- 0	0- 0	NEUTRAL	0- 0	0- 0	1- 0			
7- 4	0- 2	0- 2	NON-CONFERENCE	2- 0	2- 0	3- 0			
4- 1	0- 0	0- 1	HOME	1- 0	1- 0	2- 0			
2- 3	0- 2	0- 1	AWAY	1- 0	1- 0	0- 0			
1- 0	0- 0	0- 0	NEUTRAL	0- 0	0- 0	1- 0			
10- 8	0- 0	1- 3	CONFERENCE	1- 3	1- 1	7- 1			
5- 4	0- 0	0- 2	HOME	0- 2	1- 0	4- 0			
5- 4	0- 0	1- 1	AWAY	1- 1	0- 1	3- 1			
0- 0	0- 0	0- 0	NEUTRAL	0- 0	0- 0	0- 0			

RPI 1-25				RPI 26-50				RPI 51-100 Team's RPI: 85				RPI 101+			
RPI	S	Opponent	Score	RPI	S	Opponent	Score	RPI	S	Opponent	Score	RPI	S	Opponent	Score
5	A	UConn	60 96	36	H	Nebraska	57 60	56	A	South Dakota St.	88 81	102	H	Kansas	84 81
24	A	California	69 94	40	A	Seton Hall	81 73	67	H	Drake	93 71	110	A	UNI	58 56
				40	H	Seton Hall	74 79	77	A	Villanova	53 61	132	A	Butler	58 63
				44	A	Wichita St.	56 65	77	H	Villanova	61 65	132	H	Butler	62 55
				49	A	DePaul	71 96	88	A	St. John's (NY)	75 50	187	A	Xavier	65 66
				49	H	DePaul	76 78	88	H	St. John's (NY)	38 61	187	H	Xavier	74 65
												238	H	Utah	64 56
												253	A	Marquette	93 75
												253	H	Marquette	82 60
												256	A	Providence	65 54
												256	H	Providence	84 57
												264	N	Cincinnati	63 52
												292	A	Georgetown	71 62
												292	H	Georgetown	76 61
												293	H	Omaha	67 50
LAST 12 Division I GAMES:															
77	A	Villanova	53 61	88	A	St. John's (NY)	75 50								
292	A	Georgetown	71 62	132	H	Butler	62 55								
253	H	Marquette	82 60	187	H	Xavier	74 65								
49	H	DePaul	76 78	253	A	Marquette	93 75								
256	H	Providence	84 57	49	A	DePaul	71 96								
40	A	Seton Hall	81 73	256	A	Providence	65 54								

Non-Div I Games:

Creighton

■ Loss,
 ■ Non-Conf,
 ■ S Site,
 ■ Home
 ■ A Away
 N Neutral

Average RPI Win: 216	WON-LOST	WINNING	LAST 10	STRENGTH OF	OPP. STRENGTH	TEAM	ADJ.	CONF.	ADJ CONF.
Average RPI Loss: 113	RECORD	PCT. RANK	GAMES	SCHEDULE	OF SCHEDULE	RPI	RPI	RPI	RPI
DIV. I ONLY	13- 13	172	3- 7	124	151	152	152	7	7
DIV. I NON-CONF.	9- 5	102	0- 0	242	253	109	109	10	10
TOTALS	RPI 1-25	RPI 26-50	W-L RECORDS	RPI 51-100	RPI 101-150	RPI 150+			
13- 13	0- 2	0- 0	OVERALL	0- 4	4- 4	9- 3			
7- 5	0- 1	0- 0	HOME	0- 1	1- 2	6- 1			
5- 8	0- 1	0- 0	AWAY	0- 3	3- 2	2- 2			
1- 0	0- 0	0- 0	NEUTRAL	0- 0	0- 0	1- 0			
9- 5	0- 0	0- 0	NON-CONFERENCE	0- 2	2- 1	7- 2			
5- 0	0- 0	0- 0	HOME	0- 0	0- 0	5- 0			
3- 5	0- 0	0- 0	AWAY	0- 2	2- 1	1- 2			
1- 0	0- 0	0- 0	NEUTRAL	0- 0	0- 0	1- 0			
4- 8	0- 2	0- 0	CONFERENCE	0- 2	2- 3	2- 1			
2- 5	0- 1	0- 0	HOME	0- 1	1- 2	1- 1			
2- 3	0- 1	0- 0	AWAY	0- 1	1- 1	1- 0			
0- 0	0- 0	0- 0	NEUTRAL	0- 0	0- 0	0- 0			

RPI 1-25			RPI 26-50			RPI 51-100			RPI 101+ Team's RPI: 152		
RPI	S	Opponent	Score	RPI	S	Opponent	Score	RPI	S	Opponent	Score
16	A	Princeton	31 70					110	A	UNI	46 62
16	H	Princeton	65 83					111	H	Yale	46 60
								117	A	Cornell	46 66
								117	H	Cornell	54 35
								124	A	Rhode Island	54 44
								130	A	Harvard	76 61
								130	H	Harvard	69 75
								136	A	Cal Poly	74 61
								170	H	Hartford	49 43
								179	H	Holy Cross	69 53
								201	A	New Hampshire	44 60
								215	H	Brown	47 50
								234	A	Niagara	76 70
								236	H	Oakland	59 54
								290	N	Kent St.	60 49
								295	H	NJIT	68 63
								299	A	Columbia	61 54
								299	H	Columbia	60 50
								303	A	Vermont	63 68
								305	H	Loyola Chicago	70 58
LAST 12 Division I GAMES:											
117	H	Cornell	54 35	215	H	Brown	47 50				
299	H	Columbia	60 50	111	H	Yale	46 60				
55	A	Penn	46 63	16	H	Princeton	65 83				
16	A	Princeton	31 70	55	H	Penn	39 55				
299	A	Columbia	61 54	130	H	Harvard	69 75				
117	A	Cornell	46 66	130	A	Harvard	76 61				

Non-Div I Games:

Dartmouth

■ Loss,
 ■ Non-Conf,
 ■ S Site,
 ■ H Home
 ■ A Away
 N Neutral

Davidson

Through Games Of March 1, 2015

Average RPI Win:	207	WON-LOST	WINNING	LAST 10	STRENGTH OF	OPP. STRENGTH	TEAM	ADJ.	CONF.	ADJ CONF.
Average RPI Loss:	124	RECORD	PCT. RANK	GAMES	SCHEDULE	OF SCHEDULE	RPI	RPI	RPI	RPI
DIV. I ONLY	5- 24	326	0- 10	66	114	254	254	6	6	
DIV. I NON-CONF.	4- 9	243	0- 0	123	234	213	213	6	6	
TOTALS	RPI 1-25	RPI 26-50	W-L RECORDS	RPI 51-100	RPI 101-150	RPI 150+				
5- 24	0- 3	0- 2	OVERALL	1- 6	0- 4	4- 9				
2- 11	0- 2	0- 0	HOME	0- 4	0- 2	2- 3				
3- 12	0- 1	0- 2	AWAY	1- 2	0- 2	2- 5				
0- 1	0- 0	0- 0	NEUTRAL	0- 0	0- 0	0- 1				
4- 9	0- 1	0- 1	NON-CONFERENCE	1- 2	0- 0	3- 5				
2- 3	0- 1	0- 0	HOME	0- 1	0- 0	2- 1				
2- 5	0- 0	0- 1	AWAY	1- 1	0- 0	1- 3				
0- 1	0- 0	0- 0	NEUTRAL	0- 0	0- 0	0- 1				
1- 15	0- 2	0- 1	CONFERENCE	0- 4	0- 4	1- 4				
0- 8	0- 1	0- 0	HOME	0- 3	0- 2	0- 2				
1- 7	0- 1	0- 1	AWAY	0- 1	0- 2	1- 2				
0- 0	0- 0	0- 0	NEUTRAL	0- 0	0- 0	0- 0				

RPI	S	Opponent	Score	RPI	S	Opponent	Score	RPI	S	Opponent	Score	RPI	S	Opponent	Score	Team's RPI: 254
14	H	Dayton	51 67	42	A	Rutgers	44 100	70	A	North Carolina St.	66 82	124	H	Rhode Island	62 71	
18	A	George Washington	35 52	48	A	Duquesne	47 83	80	A	Fordham	46 54	129	A	VCU	53 62	
25	H	James Madison	57 73					80	H	Fordham	45 66	129	H	VCU	63 66	
								90	H	Southern California	64 99	146	A	St. Bonaventure	56 72	
								91	H	Saint Joseph's	52 57	159	A	Furman	60 67	
								93	H	Richmond	48 56	162	A	Saint Louis	53 50	
								100	A	Virginia	67 57	162	H	Saint Louis	59 77	
												171	H	High Point	76 57	
												176	H	La Salle	54 63	
												188	A	Winthrop	60 75	
												192	A	Massachusetts	49 60	
												200	H	N.C. A&T	57 62	
												203	A	Charlotte	51 86	
												233	A	George Mason	60 63	
												283	N	Miami (OH)	58 59	
												286	A	Gardner-Webb	68 67	
												314	H	Mt. St. Mary's	67 62	
LAST 12 Division I GAMES:																
80	A	Fordham	46 54	18	A	George Washington	35 52									
129	H	VCU	63 66	91	H	Saint Joseph's	52 57									
146	A	St. Bonaventure	56 72	80	H	Fordham	45 66									
192	A	Massachusetts	49 60	48	A	Duquesne	47 83									
162	H	Saint Louis	59 77	93	H	Richmond	48 56									
233	A	George Mason	60 63	162	A	Saint Louis	53 50									

Non-Div I Games:

Davidson

■ Loss,
 ■ Non-Conf,
 ■ S Site,
 ■ H Home
 ■ A Away
 N Neutral

Average RPI Win:	134	WON-LOST	WINNING	LAST 10	STRENGTH OF	OPP. STRENGTH	TEAM	ADJ.	CONF.	ADJ CONF.
Average RPI Loss:	31	RECORD	PCT. RANK	GAMES	SCHEDULE	OF SCHEDULE	RPI	RPI	RPI	RPI
DIV. I ONLY	23- 5	25	9- 1	33	62	14	14	6	6	
DIV. I NON-CONF.	9- 3	60	0- 0	39	12	14	14	6	6	
TOTALS	RPI 1-25	RPI 26-50	W-L RECORDS	RPI 51-100	RPI 101-150	RPI 150+				
23- 5	1- 3	1- 1	OVERALL	6- 1	6- 0	9- 0				
12- 1	1- 1	1- 0	HOME	2- 0	3- 0	5- 0				
10- 4	0- 2	0- 1	AWAY	4- 1	2- 0	4- 0				
1- 0	0- 0	0- 0	NEUTRAL	0- 0	1- 0	0- 0				
9- 3	1- 1	0- 1	NON-CONFERENCE	2- 1	3- 0	3- 0				
5- 0	1- 0	0- 0	HOME	0- 0	2- 0	2- 0				
3- 3	0- 1	0- 1	AWAY	2- 1	0- 0	1- 0				
1- 0	0- 0	0- 0	NEUTRAL	0- 0	1- 0	0- 0				
14- 2	0- 2	1- 0	CONFERENCE	4- 0	3- 0	6- 0				
7- 1	0- 1	1- 0	HOME	2- 0	1- 0	3- 0				
7- 1	0- 1	0- 0	AWAY	2- 0	2- 0	3- 0				
0- 0	0- 0	0- 0	NEUTRAL	0- 0	0- 0	0- 0				

RPI	S	Opponent	Score
7	A	Iowa	83 90
18	A	George Washington	56 67
18	H	George Washington	66 69
22	H	Green Bay	72 66

RPI	S	Opponent	Score
38	A	Gonzaga	65 75
48	H	Duquesne	78 67

RPI	S	Opponent	Score
62	A	Vanderbilt	71 67
74	A	Washington St.	60 76
80	A	Fordham	59 45
91	H	Saint Joseph's	82 64
93	A	Richmond	76 62
93	H	Richmond	79 41
95	A	Wright St.	79 76

RPI	S	Opponent	Score
104	H	Toledo	79 57
120	H	Purdue	63 61
124	H	Rhode Island	77 33
126	N	UT Martin	78 47
129	A	VCU	75 56
146	A	St. Bonaventure	86 70
156	A	Central Mich.	98 89
156	H	Central Mich.	86 76
162	A	Saint Louis	95 68
162	H	Saint Louis	87 72
176	H	La Salle	91 49
192	H	Massachusetts	69 60
233	A	George Mason	84 73
254	A	Davidson	67 51
256	H	Providence	72 56

LAST 12 Division I GAMES:

162	A	Saint Louis	95 68	18	A	George Washington	56 67
192	H	Massachusetts	69 60	233	A	George Mason	84 73
176	H	La Salle	91 49	162	H	Saint Louis	87 72
80	A	Fordham	59 45	93	A	Richmond	76 62
91	H	Saint Joseph's	82 64	129	A	VCU	75 56
93	H	Richmond	79 41	124	H	Rhode Island	77 33

Non-Div I Games:

Dayton

■ Loss,
 ■ Non-Conf,
 ■ S Site,
 ■ H Home
 ■ A Away
 N Neutral

Average RPI Win:	194	WON-LOST	WINNING	LAST 10	STRENGTH OF	OPP. STRENGTH	TEAM	ADJ.	CONF.	ADJ CONF.
Average RPI Loss:	32	RECORD	PCT. RANK	GAMES	SCHEDULE	OF SCHEDULE	RPI	RPI	RPI	RPI
DIV. I ONLY	23- 7	33	9- 1	117	84	49	49	10	10	
DIV. I NON-CONF.	8- 4	92	0- 0	116	76	90	90	9	9	
TOTALS	RPI 1-25	RPI 26-50	W-L RECORDS	RPI 51-100	RPI 101-150	RPI 150+				
23- 7	0- 2	0- 4	OVERALL	6- 1	4- 0	13- 0				
13- 4	0- 1	0- 3	HOME	4- 0	3- 0	6- 0				
10- 3	0- 1	0- 1	AWAY	2- 1	1- 0	7- 0				
0- 0	0- 0	0- 0	NEUTRAL	0- 0	0- 0	0- 0				
8- 4	0- 2	0- 2	NON-CONFERENCE	1- 0	2- 0	5- 0				
5- 3	0- 1	0- 2	HOME	1- 0	2- 0	2- 0				
3- 1	0- 1	0- 0	AWAY	0- 0	0- 0	3- 0				
0- 0	0- 0	0- 0	NEUTRAL	0- 0	0- 0	0- 0				
15- 3	0- 0	0- 2	CONFERENCE	5- 1	2- 0	8- 0				
8- 1	0- 0	0- 1	HOME	3- 0	1- 0	4- 0				
7- 2	0- 0	0- 1	AWAY	2- 1	1- 0	4- 0				
0- 0	0- 0	0- 0	NEUTRAL	0- 0	0- 0	0- 0				

RPI 1-25				RPI 26-50				Team's RPI: 49	RPI 51-100				RPI 101+			
RPI	S	Opponent	Score	RPI	S	Opponent	Score		RPI	S	Opponent	Score	RPI	S	Opponent	Score
1	H	Notre Dame	93 94	28	H	Texas A&M	68 76		56	H	South Dakota St.	84 62	109	H	Hampton	86 67
5	A	UConn	64 98	34	H	Northwestern	91 97		77	A	Villanova	76 79	116	H	New Mexico	97 59
				40	A	Seton Hall	87 107		77	H	Villanova	49 47	132	A	Butler	83 65
				40	H	Seton Hall	80 81		85	A	Creighton	78 76	132	H	Butler	92 76
									85	H	Creighton	96 71	187	A	Xavier	87 63
									88	A	St. John's (NY)	84 75	187	H	Xavier	84 61
									88	H	St. John's (NY)	82 55	209	H	Tex.-Pan American	93 70
													253	A	Marquette	101 67
													253	H	Marquette	99 82
													256	A	Providence	103 66
													256	H	Providence	90 42
													292	A	Georgetown	105 85
													292	H	Georgetown	93 52
													305	A	Loyola Chicago	109 84
													319	H	Bradley	101 77
													331	A	Illinois St.	99 62
													346	A	Chicago St.	87 34
LAST 12 Division I GAMES:																
253	H	Marquette	99 82	132	A	Butler	83 65									
256	A	Providence	103 66	77	H	Villanova	49 47									
85	A	Creighton	78 76	292	H	Georgetown	93 52									
88	H	St. John's (NY)	82 55	256	H	Providence	90 42									
40	H	Seton Hall	80 81	85	H	Creighton	96 71									
187	A	Xavier	87 63	40	A	Seton Hall	87 107									

Non-Div I Games:

DePaul

■ Loss,
 ■ Non-Conf, S Site,
 ■ Home
 ■ Away
 N Neutral

Delaware

Through Games Of March 1, 2015

Average RPI Win:	208	WON-LOST	WINNING	LAST 10	STRENGTH OF	OPP. STRENGTH	TEAM	ADJ.	CONF.	ADJ CONF.
Average RPI Loss:	134	RECORD	PCT. RANK	GAMES	SCHEDULE	OF SCHEDULE	RPI	RPI	RPI	RPI
DIV. I ONLY	13- 15	196	5- 5	153	140	196	196	13	13	
DIV. I NON-CONF.	5- 6	177	0- 0	109	226	159	159	11	11	
TOTALS	RPI 1-25	RPI 26-50	W-L RECORDS	RPI 51-100	RPI 101-150	RPI 150+				
13- 15	0- 3	0- 0	OVERALL	0- 4	5- 1	8- 7				
8- 6	0- 2	0- 0	HOME	0- 2	3- 1	5- 1				
5- 8	0- 1	0- 0	AWAY	0- 2	2- 0	3- 5				
0- 1	0- 0	0- 0	NEUTRAL	0- 0	0- 0	0- 1				
5- 6	0- 1	0- 0	NON-CONFERENCE	0- 2	3- 0	2- 3				
3- 2	0- 1	0- 0	HOME	0- 1	2- 0	1- 0				
2- 3	0- 0	0- 0	AWAY	0- 1	1- 0	1- 2				
0- 1	0- 0	0- 0	NEUTRAL	0- 0	0- 0	0- 1				
8- 9	0- 2	0- 0	CONFERENCE	0- 2	2- 1	6- 4				
5- 4	0- 1	0- 0	HOME	0- 1	1- 1	4- 1				
3- 5	0- 1	0- 0	AWAY	0- 1	1- 0	2- 3				
0- 0	0- 0	0- 0	NEUTRAL	0- 0	0- 0	0- 0				

RPI S	Opponent	Score	RPI S	Opponent	Score	RPI S	Opponent	Score	RPI S	Opponent	Score	Team's RPI: 196
16	H Princeton	59 87				61	A Drexel	56 61	103	A Hofstra	73 62	
25	A James Madison	64 94				61	H Drexel	64 67	103	H Hofstra	64 53	
25	H James Madison	71 74				72	A East Carolina	60 89	107	H Elon	50 60	
						80	H Fordham	44 49	119	H Marist	70 60	
									131	A Temple	69 58	
									145	H Bucknell	58 56	
									165	N Northern Ky.	58 63	
									174	A William & Mary	61 56	
									174	H William & Mary	48 50	
									208	A Lafayette	52 63	
									232	A UNCW	68 71	
									232	H UNCW	69 60	
									241	A Towson	49 56	
									241	H Towson	72 54	
									264	A Cincinnati	59 67	
									269	H Rider	68 53	
									281	A Col. of Charleston	49 55	
									281	H Col. of Charleston	80 49	
									301	A Northeastern	54 48	
									301	H Northeastern	70 61	
									303	A Vermont	68 46	
LAST 12 Division I GAMES:												
25	H James Madison	71 74	301	H Northeastern	70 61							
232	A UNCW	68 71	103	A Hofstra	73 62							
61	H Drexel	64 67	241	H Towson	72 54							
25	A James Madison	64 94	61	A Drexel	56 61							
174	A William & Mary	61 56	281	H Col. of Charleston	80 49							
232	H UNCW	69 60	174	H William & Mary	48 50							

Non-Div I Games:

Delaware





Loss, Non-Conf, S Site, H Home A Away N Neutral

Average RPI Win:	295	WON-LOST	WINNING	LAST 10	STRENGTH OF	OPP. STRENGTH	TEAM	ADJ.	CONF.	ADJ CONF.
Average RPI Loss:	241	RECORD	PCT. RANK	GAMES	SCHEDULE	OF SCHEDULE	RPI	RPI	RPI	RPI
DIV. I ONLY	3- 22	337	2- 8	341	333	347	347	31	31	
DIV. I NON-CONF.	1- 10	329	1- 0	307	245	337	337	29	29	
TOTALS	RPI 1-25	RPI 26-50	W-L RECORDS	RPI 51-100	RPI 101-150	RPI 150+				
3- 22	0- 0	0- 1	OVERALL	0- 1	0- 1	3- 19				
1- 6	0- 0	0- 0	HOME	0- 0	0- 0	1- 6				
2- 13	0- 0	0- 1	AWAY	0- 1	0- 1	2- 10				
0- 3	0- 0	0- 0	NEUTRAL	0- 0	0- 0	0- 3				
1- 10	0- 0	0- 1	NON-CONFERENCE	0- 1	0- 0	1- 8				
0- 0	0- 0	0- 0	HOME	0- 0	0- 0	0- 0				
1- 7	0- 0	0- 1	AWAY	0- 1	0- 0	1- 5				
0- 3	0- 0	0- 0	NEUTRAL	0- 0	0- 0	0- 3				
2- 12	0- 0	0- 0	CONFERENCE	0- 0	0- 1	2- 11				
1- 6	0- 0	0- 0	HOME	0- 0	0- 0	1- 6				
1- 6	0- 0	0- 0	AWAY	0- 0	0- 1	1- 5				
0- 0	0- 0	0- 0	NEUTRAL	0- 0	0- 0	0- 0				

RPI 1-25			RPI 26-50			RPI 51-100			RPI 101+			Team's RPI: 347	
RPI	S	Opponent	Score	RPI	S	Opponent	Score	RPI	S	Opponent	Score		
				33	A	Pittsburgh	58 93	100	A	Virginia	62 100		
										109	A	Hampton	61 74
										156	A	Central Mich.	63 91
										161	H	Savannah St.	45 76
										165	N	Northern Ky.	55 76
										200	A	N.C. A&T	38 79
										220	A	UNLV	78 91
										233	A	George Mason	91 110
										235	A	Detroit	52 74
										248	H	Bethune-Cookman	72 71
										249	N	Northern Ill.	59 79
										271	A	Norfolk St.	55 95
										285	A	South Carolina St.	62 64
										285	H	South Carolina St.	60 65
										295	A	NJIT	56 54
										296	H	Morgan St.	56 64
										314	A	Mt. St. Mary's	64 73
										324	N	Binghamton	84 90
										325	A	UMES	59 96
										325	H	UMES	61 68
										336	H	Florida A&M	63 78
										337	A	N.C. Central	59 66
										340	H	Coppin St.	62 80
										343	A	Howard	58 50
LAST 12 Division I GAMES:													
				325	H	UMES	61 68			248	H	Bethune-Cookman	72 71
				271	A	Norfolk St.	55 95			295	A	NJIT	56 54
				109	A	Hampton	61 74			285	A	South Carolina St.	62 64
				340	H	Coppin St.	62 80			337	A	N.C. Central	59 66
				325	A	UMES	59 96			200	A	N.C. A&T	38 79
				336	H	Florida A&M	63 78			161	H	Savannah St.	45 76

Non-Div I Games: Wilmington (DE) 74 44 Millersville 71 60

Delaware St.

 Loss,  Non-Conf, S Site,  Home  Away N Neutral

Denver				Through Games Of March 1, 2015						
Average RPI Win:	263	WON-LOST	WINNING	LAST 10	STRENGTH OF	OPP. STRENGTH	TEAM	ADJ.	CONF.	ADJ CONF.
Average RPI Loss:	179	RECORD	PCT. RANK	GAMES	SCHEDULE	OF SCHEDULE	RPI	RPI	RPI	RPI
DIV. I ONLY	8- 22	294	2- 8	285	244	309	309	25	25	
DIV. I NON-CONF.	3- 11	293	0- 0	308	217	330	330	25	25	
TOTALS	RPI 1-25	RPI 26-50	W-L RECORDS	RPI 51-100	RPI 101-150	RPI 150+				
8- 22	0- 0	0- 0	OVERALL	1- 6	0- 2	7- 14				
6- 9	0- 0	0- 0	HOME	1- 2	0- 1	5- 6				
2- 11	0- 0	0- 0	AWAY	0- 3	0- 1	2- 7				
0- 2	0- 0	0- 0	NEUTRAL	0- 1	0- 0	0- 1				
3- 11	0- 0	0- 0	NON-CONFERENCE	0- 3	0- 2	3- 6				
2- 5	0- 0	0- 0	HOME	0- 1	0- 1	2- 3				
1- 4	0- 0	0- 0	AWAY	0- 1	0- 1	1- 2				
0- 2	0- 0	0- 0	NEUTRAL	0- 1	0- 0	0- 1				
5- 11	0- 0	0- 0	CONFERENCE	1- 3	0- 0	4- 8				
4- 4	0- 0	0- 0	HOME	1- 1	0- 0	3- 3				
1- 7	0- 0	0- 0	AWAY	0- 2	0- 0	1- 5				
0- 0	0- 0	0- 0	NEUTRAL	0- 0	0- 0	0- 0				

D
e
n
v
e
r

RPI 1-25			RPI 26-50			RPI 51-100			RPI 101+ Team's RPI: 309		
RPI	S	Opponent	Score	RPI	S	Opponent	Score	RPI	S	Opponent	Score
						56 A South Dakota St.	44 85	113 H Colorado		49 77	
						56 H South Dakota St.	77 72	120 A Purdue		51 65	
						64 H Hawaii	58 60	167 A Oral Roberts		44 65	
						68 A Colorado St.	61 81	167 H Oral Roberts		66 57	
						76 A South Dakota	56 82	180 H Siena		62 78	
						76 H South Dakota	68 79	191 H Belmont		43 72	
						95 N Wright St.	63 72	206 A Wyoming		41 82	
								226 A IUPUI		54 71	
								226 H IUPUI		64 68	
								227 H Cal St. Fullerton		61 78	
								229 A Western Ill.		56 75	
								229 H Western Ill.		66 93	
								252 A Weber St.		63 65	
								260 A North Dakota St.		68 87	
								260 H North Dakota St.		75 73	
								272 N UC Irvine		55 63	
								293 A Omaha		40 53	
								293 H Omaha		60 53	
								315 A IPFW		82 75	
								315 H IPFW		51 68	
								323 A North Texas		63 55	
								341 H UMKC		74 66	
								345 H Air Force		107 66	
LAST 12 Division I GAMES:											
293 A Omaha		40 53	167 A Oral Roberts		44 65						
260 A North Dakota St.		68 87	226 H IUPUI		64 68						
229 A Western Ill.		56 75	76 A South Dakota		56 82						
76 H South Dakota		68 79	315 A IPFW		82 75						
315 H IPFW		51 68	226 A IUPUI		54 71						
56 H South Dakota St.		77 72	229 H Western Ill.		66 93						

Non-Div I Games:

Denver

Detroit				Through Games Of March 1, 2015						
Average RPI Win:	207	WON-LOST	WINNING	LAST 10	STRENGTH OF	OPP. STRENGTH	TEAM	ADJ.	CONF.	ADJ CONF.
Average RPI Loss:	154	RECORD	PCT. RANK	GAMES	SCHEDULE	OF SCHEDULE	RPI	RPI	RPI	RPI
DIV. I ONLY	9- 16	251	5- 5	186	196	235	235	12	12	
DIV. I NON-CONF.	3- 8	263	0- 0	273	254	278	278	13	13	
TOTALS	RPI 1-25	RPI 26-50	W-L RECORDS	RPI 51-100	RPI 101-150	RPI 150+				
9- 16	0- 1	0- 0	OVERALL	1- 6	2- 3	6- 6				
4- 7	0- 1	0- 0	HOME	0- 3	1- 1	3- 2				
5- 8	0- 0	0- 0	AWAY	1- 3	1- 2	3- 3				
0- 1	0- 0	0- 0	NEUTRAL	0- 0	0- 0	0- 1				
3- 8	0- 0	0- 0	NON-CONFERENCE	0- 3	1- 2	2- 3				
1- 2	0- 0	0- 0	HOME	0- 1	0- 1	1- 0				
2- 5	0- 0	0- 0	AWAY	0- 2	1- 1	1- 2				
0- 1	0- 0	0- 0	NEUTRAL	0- 0	0- 0	0- 1				
6- 8	0- 1	0- 0	CONFERENCE	1- 3	1- 1	4- 3				
3- 5	0- 1	0- 0	HOME	0- 2	1- 0	2- 2				
3- 3	0- 0	0- 0	AWAY	1- 1	0- 1	2- 1				
0- 0	0- 0	0- 0	NEUTRAL	0- 0	0- 0	0- 0				

D

e

t

r

i

t

RPI 1-25				RPI 26-50				RPI 51-100				RPI 101+ Team's RPI: 235			
RPI	S	Opponent	Score	RPI	S	Opponent	Score	RPI	S	Opponent	Score	RPI	S	Opponent	Score
22	H	Green Bay	58 75					52	A	Ohio	57 60	104	A	Toledo	83 72
								57	A	Michigan	57 76	118	A	Cleveland St.	65 71
								69	A	Youngstown St.	59 58	118	H	Cleveland St.	78 65
								69	H	Youngstown St.	65 70	133	A	Eastern Mich.	71 75
								92	H	Western Mich.	57 71	146	H	St. Bonaventure	56 68
								95	A	Wright St.	57 76	204	A	Ill.-Chicago	76 68
								95	H	Wright St.	59 74	204	H	Ill.-Chicago	70 65
												234	A	Niagara	49 71
												236	A	Oakland	58 64
												236	H	Oakland	73 62
												264	A	Cincinnati	38 70
												268	A	Valparaiso	78 57
												268	H	Valparaiso	68 74
												276	H	Milwaukee	68 84
												310	N	Southeast Mo. St.	51 61
												315	A	IPFW	81 74
												347	H	Delaware St.	74 52
LAST 12 Division I GAMES:															
268	A	Valparaiso	78 57	268	H	Valparaiso	68 74								
95	H	Wright St.	59 74	69	A	Youngstown St.	59 58								
118	H	Cleveland St.	78 65	22	H	Green Bay	58 75								
236	A	Oakland	58 64	236	H	Oakland	73 62								
69	H	Youngstown St.	65 70	118	A	Cleveland St.	65 71								
204	A	Ill.-Chicago	76 68	204	H	Ill.-Chicago	70 65								

Drake

Through Games Of March 1, 2015

Average RPI Win:	192	WON-LOST	WINNING	LAST 10	STRENGTH OF	OPP. STRENGTH	TEAM	ADJ.	CONF.	ADJ CONF.
Average RPI Loss:	85	RECORD	PCT. RANK	GAMES	SCHEDULE	OF SCHEDULE	RPI	RPI	RPI	RPI
DIV. I ONLY	17- 9	85	7- 3	86	150	67	67	19	19	
DIV. I NON-CONF.	4- 6	207	0- 0	22	70	100	100	16	16	
TOTALS	RPI 1-25	RPI 26-50	W-L RECORDS	RPI 51-100	RPI 101-150	RPI 150+				
17- 9	0- 1	1- 2	OVERALL	1- 3	5- 2	10- 1				
8- 3	0- 1	1- 0	HOME	0- 2	4- 0	3- 0				
8- 6	0- 0	0- 2	AWAY	0- 1	1- 2	7- 1				
1- 0	0- 0	0- 0	NEUTRAL	1- 0	0- 0	0- 0				
4- 6	0- 1	0- 1	NON-CONFERENCE	1- 3	1- 0	2- 1				
1- 3	0- 1	0- 0	HOME	0- 2	1- 0	0- 0				
2- 3	0- 0	0- 1	AWAY	0- 1	0- 0	2- 1				
1- 0	0- 0	0- 0	NEUTRAL	1- 0	0- 0	0- 0				
13- 3	0- 0	1- 1	CONFERENCE	0- 0	4- 2	8- 0				
7- 0	0- 0	1- 0	HOME	0- 0	3- 0	3- 0				
6- 3	0- 0	0- 1	AWAY	0- 0	1- 2	5- 0				
0- 0	0- 0	0- 0	NEUTRAL	0- 0	0- 0	0- 0				

RPI S	Opponent	Score	RPI S	Opponent	Score	RPI S	Opponent	Score	RPI S	Opponent	Score
7	H Iowa	98 100	43	A Iowa St.	67 84	68	H Colorado St.	56 69	110	A UNI	76 72
			44	A Wichita St.	59 80	76	H South Dakota	78 83	110	H UNI	87 67
			44	H Wichita St.	64 61	80	N Fordham	62 56	122	A Southern Ill.	76 81
						85	A Creighton	71 93	122	H Southern Ill.	81 66
									142	H Wisconsin	89 77
									144	A Missouri St.	57 86
									144	H Missouri St.	94 89
									157	A Indiana St.	72 65
									157	H Indiana St.	76 61
									173	A SIUE	60 74
									182	A UTSA	69 61
									237	A Idaho St.	80 66
									246	A Evansville	79 62
									246	H Evansville	78 69
									305	A Loyola Chicago	86 60
									319	A Bradley	80 47
									331	A Illinois St.	70 47
									331	H Illinois St.	86 51
LAST 12 Division I GAMES:											
144	A	Missouri St.	57	86	122	A	Southern Ill.	76	81		
44	A	Wichita St.	59	80	44	H	Wichita St.	64	61		
157	H	Indiana St.	76	61	144	H	Missouri St.	94	89		
246	H	Evansville	78	69	246	A	Evansville	79	62		
110	H	UNI	87	67	157	A	Indiana St.	72	65		
331	A	Illinois St.	70	47	110	A	UNI	76	72		

Non-Div I Games: Northwestern (IA) 102 58

Drake

■ Loss,
■ Non-Conf, S Site,
■ Home
■ Away
N Neutral

D
r
e
x
e
lD
r
e
x
e
l

Non-Div I Games:

Duke				Through Games Of March 1, 2015							
Average RPI Win: 122		WON-LOST	WINNING	LAST 10	STRENGTH OF	OPP. STRENGTH	TEAM	ADJ.	CONF.	ADJ CONF.	
Average RPI Loss: 38		RECORD	PCT. RANK	GAMES	SCHEDULE	OF SCHEDULE	RPI	RPI	RPI	RPI	
DIV. I ONLY		20- 9	63	7- 3	5	9	13	13	3	3	
DIV. I NON-CONF.		9- 4	84	0- 0	7	24	21	21	3	3	

TOTALS		RPI 1-25	RPI 26-50	W-L RECORDS	RPI 51-100	RPI 101-150	RPI 150+				
20- 9	5- 4	2- 2	OVERALL	2- 2	2- 1	9- 0					
15- 1	4- 1	2- 0	HOME	1- 0	1- 0	7- 0					
5- 8	1- 3	0- 2	AWAY	1- 2	1- 1	2- 0					
0- 0	0- 0	0- 0	NEUTRAL	0- 0	0- 0	0- 0					
9- 4	2- 2	0- 2	NON-CONFERENCE	0- 0	2- 0	5- 0					
7- 1	2- 1	0- 0	HOME	0- 0	1- 0	4- 0					
2- 3	0- 1	0- 2	AWAY	0- 0	1- 0	1- 0					
0- 0	0- 0	0- 0	NEUTRAL	0- 0	0- 0	0- 0					
11- 5	3- 2	2- 0	CONFERENCE	2- 2	0- 1	4- 0					
8- 0	2- 0	2- 0	HOME	1- 0	0- 0	3- 0					
3- 5	1- 2	0- 0	AWAY	1- 2	0- 1	1- 0					
0- 0	0- 0	0- 0	NEUTRAL	0- 0	0- 0	0- 0					

RPI 1-25		Team's RPI: 13		RPI 26-50		RPI 51-100		RPI 101+			
RPI	S	Opponent	Score	RPI	S	Opponent	Score	RPI	S	Opponent	Score
1	A	Notre Dame	50 63	28	A	Texas A&M	59 63	70	A	North Carolina St.	59 72
4	H	South Carolina	50 51	29	H	Syracuse	74 72	78	H	Miami (FL)	68 53
5	A	UConn	52 83	33	H	Pittsburgh	62 45	84	A	Georgia Tech	62 71
8	H	Louisville	66 58	36	A	Nebraska	54 60	100	A	Virginia	71 45
9	H	Kentucky	89 68								
10	A	Florida St.	58 74								
12	A	North Carolina	74 67								
12	H	North Carolina	81 80								
21	H	Oklahoma	92 72								

LAST 12 Division I GAMES:											
12	H	North Carolina	81 80	207	A	Wake Forest	70 53				
84	A	Georgia Tech	62 71	8	H	Louisville	66 58				
70	A	North Carolina St.	59 72	33	H	Pittsburgh	62 45				
1	A	Notre Dame	50 63	12	A	North Carolina	74 67				
100	A	Virginia	71 45	105	A	Boston College	56 60				
185	H	Clemson	89 60	78	H	Miami (FL)	68 53				

Non-Div I Games:

Duke

Loss, Non-Conf, S Site, H Home A Away N Neutral

Average RPI Win: 177	WON-LOST	WINNING	LAST 10	STRENGTH OF	OPP. STRENGTH	TEAM	ADJ.	CONF.	ADJ CONF.
Average RPI Loss: 71	RECORD	PCT. RANK	GAMES	SCHEDULE	OF SCHEDULE	RPI	RPI	RPI	RPI
DIV. I ONLY	20- 9	63	9- 1	105	75	48	48	6	6
DIV. I NON-CONF.	8- 5	123	0- 0	154	108	95	95	6	6
TOTALS	RPI 1-25	RPI 26-50	W-L RECORDS	RPI 51-100	RPI 101-150	RPI 150+			
20- 9	0- 4	1- 1	OVERALL	3- 2	6- 1	10- 1			
11- 2	0- 1	1- 1	HOME	2- 0	3- 0	5- 0			
8- 7	0- 3	0- 0	AWAY	1- 2	3- 1	4- 1			
1- 0	0- 0	0- 0	NEUTRAL	0- 0	0- 0	1- 0			
8- 5	0- 2	1- 1	NON-CONFERENCE	0- 1	2- 0	5- 1			
3- 2	0- 1	1- 1	HOME	0- 0	0- 0	2- 0			
4- 3	0- 1	0- 0	AWAY	0- 1	2- 0	2- 1			
1- 0	0- 0	0- 0	NEUTRAL	0- 0	0- 0	1- 0			
12- 4	0- 2	0- 0	CONFERENCE	3- 1	4- 1	5- 0			
8- 0	0- 0	0- 0	HOME	2- 0	3- 0	3- 0			
4- 4	0- 2	0- 0	AWAY	1- 1	1- 1	2- 0			
0- 0	0- 0	0- 0	NEUTRAL	0- 0	0- 0	0- 0			

RPI 1-25				RPI 26-50				Team's RPI: 48				RPI 51-100				RPI 101+			
RPI	S	Opponent	Score	RPI	S	Opponent	Score	RPI	S	Opponent	Score	RPI	S	Opponent	Score	RPI	S	Opponent	Score
14	A	Dayton	67 78	29	H	Syracuse	84 90	65	A	West Virginia	60 79	124	A	Rhode Island	61 62				
16	H	Princeton	62 79	33	H	Pittsburgh	87 77	80	A	Fordham	56 46	124	H	Rhode Island	60 50				
18	A	George Washington	56 83					91	A	Saint Joseph's	49 60	125	A	Lehigh	82 75				
22	A	Green Bay	52 84					91	H	Saint Joseph's	63 54	129	H	VCU	83 47				
								93	H	Richmond	58 51	137	A	Ball St.	82 62				
												146	A	St. Bonaventure	76 63				
												146	H	St. Bonaventure	51 43				
												162	H	Saint Louis	77 64				
												176	A	La Salle	72 66				
												177	A	Robert Morris	71 57				
												192	A	Massachusetts	69 49				
												233	H	George Mason	88 54				
												254	H	Davidson	83 47				
												256	A	Providence	56 67				
												279	N	Jackson St.	90 72				
												290	H	Kent St.	86 60				
												320	H	Saint Francis (PA)	92 52				
												343	A	Howard	89 63				
LAST 12 Division I GAMES:																			
146	H	St. Bonaventure	51 43	129	H	VCU	83 47												
91	A	Saint Joseph's	49 60	80	A	Fordham	56 46												
124	H	Rhode Island	60 50	146	A	St. Bonaventure	76 63												
93	H	Richmond	58 51	254	H	Davidson	83 47												
192	A	Massachusetts	69 49	18	A	George Washington	56 83												
176	A	La Salle	72 66	91	H	Saint Joseph's	63 54												

Non-Div I Games:

Duquesne

East Carolina

Through Games Of March 1, 2015

Average RPI Win:	196	WON-LOST	WINNING	LAST 10	STRENGTH OF	OPP. STRENGTH	TEAM	ADJ.	CONF.	ADJ CONF.
Average RPI Loss:	71	RECORD	PCT. RANK	GAMES	SCHEDULE	OF SCHEDULE	RPI	RPI	RPI	RPI
DIV. I ONLY	19- 9	73	7- 3	129	82	72	72	8	8	
DIV. I NON-CONF.	9- 2	35	0- 0	194	140	57	57	8	8	
TOTALS	RPI 1-25	RPI 26-50	W-L RECORDS	RPI 51-100	RPI 101-150	RPI 150+				
19- 9	0- 2	2- 3	OVERALL	1- 0	3- 3	13- 1				
9- 3	0- 1	1- 1	HOME	0- 0	0- 1	8- 0				
8- 5	0- 1	1- 1	AWAY	1- 0	2- 2	4- 1				
2- 1	0- 0	0- 1	NEUTRAL	0- 0	1- 0	1- 0				
9- 2	0- 0	0- 1	NON-CONFERENCE	1- 0	2- 1	6- 0				
4- 0	0- 0	0- 0	HOME	0- 0	0- 0	4- 0				
3- 1	0- 0	0- 0	AWAY	1- 0	1- 1	1- 0				
2- 1	0- 0	0- 1	NEUTRAL	0- 0	1- 0	1- 0				
10- 7	0- 2	2- 2	CONFERENCE	0- 0	1- 2	7- 1				
5- 3	0- 1	1- 1	HOME	0- 0	0- 1	4- 0				
5- 4	0- 1	1- 1	AWAY	0- 0	1- 1	3- 1				
0- 0	0- 0	0- 0	NEUTRAL	0- 0	0- 0	0- 0				

RPI S Opponent	Score	RPI S Opponent	Score	RPI S Opponent	Score	RPI S Opponent	Score
5 A UConn	32 87	27 A South Fla.	62 69	52 A Ohio	76 68	114 A Tulsa	77 68
5 H UConn	38 89	27 H South Fla.	65 64			114 H Tulsa	63 74
		29 N Syracuse	58 69			118 A Cleveland St.	57 59
		50 A Tulane	67 63			124 A Rhode Island	66 38
		50 H Tulane	63 76			131 A Temple	69 79
						142 N Wisconsin	61 43
						160 A Memphis	57 60
						160 H Memphis	60 39
						175 N Fairfield	83 68
						196 H Delaware	89 60
						248 H Bethune-Cookman	71 42
						258 A SMU	67 49
						258 H SMU	67 53
						264 A Cincinnati	78 53
						264 H Cincinnati	53 40
						271 H Norfolk St.	65 36
						277 A Loyola Maryland	82 33
						278 A Houston	87 46
						278 H Houston	79 56
						281 H Col. of Charleston	68 55
LAST 12 Division I GAMES:							
131 A Temple	69 79	50 A Tulane	67 63				
264 H Cincinnati	53 40	5 A UConn	32 87				
258 H SMU	67 53	114 H Tulsa	63 74				
27 H South Fla.	65 64	258 A SMU	67 49				
264 A Cincinnati	78 53	160 H Memphis	60 39				
278 H Houston	79 56	114 A Tulsa	77 68				

Non-Div I Games:

East Carolina

Loss, Non-Conf, S Site, H Home A Away N Neutral

Average RPI Win:	253	WON-LOST	WINNING	LAST 10	STRENGTH OF	OPP. STRENGTH	TEAM	ADJ.	CONF.	ADJ CONF.
Average RPI Loss:	138	RECORD	PCT. RANK	GAMES	SCHEDULE	OF SCHEDULE	RPI	RPI	RPI	RPI
DIV. I ONLY	19- 10	81	7- 3	247	258	112	112	20	20	
DIV. I NON-CONF.	8- 7	157	0- 0	274	288	171	171	22	22	
TOTALS	RPI 1-25	RPI 26-50	W-L RECORDS	RPI 51-100	RPI 101-150	RPI 150+				
19- 10	0- 3	0- 0	OVERALL	0- 0	0- 0	19- 7				
9- 2	0- 1	0- 0	HOME	0- 0	0- 0	9- 1				
10- 7	0- 2	0- 0	AWAY	0- 0	0- 0	10- 5				
0- 1	0- 0	0- 0	NEUTRAL	0- 0	0- 0	0- 1				
8- 7	0- 1	0- 0	NON-CONFERENCE	0- 0	0- 0	8- 6				
3- 1	0- 0	0- 0	HOME	0- 0	0- 0	3- 1				
5- 5	0- 1	0- 0	AWAY	0- 0	0- 0	5- 4				
0- 1	0- 0	0- 0	NEUTRAL	0- 0	0- 0	0- 1				
11- 3	0- 2	0- 0	CONFERENCE	0- 0	0- 0	11- 1				
6- 1	0- 1	0- 0	HOME	0- 0	0- 0	6- 0				
5- 2	0- 1	0- 0	AWAY	0- 0	0- 0	5- 1				
0- 0	0- 0	0- 0	NEUTRAL	0- 0	0- 0	0- 0				

RPI	S	Opponent	Score	RPI	S	Opponent	Score	RPI	S	Opponent	Score	RPI	S	Opponent	Score	Team's RPI: 112
12	A	North Carolina	62 95					157	A	Indiana St.	69 76					
19	A	Chattanooga	42 64					158	A	Indiana	69 97					
19	H	Chattanooga	56 64					159	A	Furman	73 72					
								159	H	Furman	72 61					
								169	H	Appalachian St.	70 76					
								171	H	High Point	84 76					
								181	A	Mercer	72 70					
								181	H	Mercer	70 49					
								190	H	Iona	76 64					
								194	A	Samford	46 69					
								194	H	Samford	48 46					
								197	N	Jacksonville St.	56 57					
								223	A	Virginia Tech	65 72					
								232	A	UNCW	48 61					
								233	A	George Mason	84 71					
								243	A	Morehead St.	86 77					
								284	H	Eastern Ky.	64 49					
								298	A	Western Caro.	63 60					
								298	H	Western Caro.	51 40					
								308	A	Wofford	79 47					
								308	H	Wofford	69 47					
								312	A	UNC Greensboro	84 66					
								312	H	UNC Greensboro	87 65					
								317	A	UNC Asheville	81 68					
								320	A	Saint Francis (PA)	79 63					
								344	A	Alabama A&M	88 64					
LAST 12 Division I GAMES:																
19	A	Chattanooga	42 64	298	A	Western Caro.	63 60									
194	A	Samford	46 69	19	H	Chattanooga	56 64									
181	H	Mercer	70 49	194	H	Samford	48 46									
312	A	UNC Greensboro	84 66	181	A	Mercer	72 70									
298	H	Western Caro.	51 40	308	H	Wofford	69 47									
159	H	Furman	72 61	312	H	UNC Greensboro	87 65									

Non-Div I Games:

East Tenn. St.

■ Loss,
 ■ Non-Conf,
 ■ S Site,
 ■ Home
 ■ Away
 N Neutral

Average RPI Win:	284	WON-LOST	WINNING	LAST 10	STRENGTH OF	OPP. STRENGTH	TEAM	ADJ.	CONF.	ADJ CONF.
Average RPI Loss:	198	RECORD	PCT. RANK	GAMES	SCHEDULE	OF SCHEDULE	RPI	RPI	RPI	RPI
DIV. I ONLY	10- 19	260	3- 7	307	302	297	297	26	26	
DIV. I NON-CONF.	3- 10	287	0- 0	280	298	319	319	26	26	
TOTALS	RPI 1-25	RPI 26-50	W-L RECORDS	RPI 51-100	RPI 101-150	RPI 150+				
10- 19	0- 1	0- 1	OVERALL	0- 0	0- 3	10- 14				
7- 6	0- 0	0- 0	HOME	0- 0	0- 1	7- 5				
3- 10	0- 0	0- 0	AWAY	0- 0	0- 1	3- 9				
0- 3	0- 1	0- 1	NEUTRAL	0- 0	0- 1	0- 0				
3- 10	0- 1	0- 1	NON-CONFERENCE	0- 0	0- 1	3- 7				
2- 3	0- 0	0- 0	HOME	0- 0	0- 0	2- 3				
1- 4	0- 0	0- 0	AWAY	0- 0	0- 0	1- 4				
0- 3	0- 1	0- 1	NEUTRAL	0- 0	0- 1	0- 0				
7- 9	0- 0	0- 0	CONFERENCE	0- 0	0- 2	7- 7				
5- 3	0- 0	0- 0	HOME	0- 0	0- 1	5- 2				
2- 6	0- 0	0- 0	AWAY	0- 0	0- 1	2- 5				
0- 0	0- 0	0- 0	NEUTRAL	0- 0	0- 0	0- 0				

RPI S	Opponent	Score	RPI S	Opponent	Score	RPI S	Opponent	Score	RPI S	Opponent	Score	Team's RPI: 297
10 N	Florida St.	55 91	34 N	Northwestern	44 92				125 N	Lehigh	69 72	
									126 A	UT Martin	51 81	
									126 H	UT Martin	60 63	
									162 H	Saint Louis	49 63	
									173 A	SIUE	55 72	
									173 H	SIUE	48 65	
									191 H	Belmont	77 72	
									197 H	Jacksonville St.	66 63	
									198 A	Tennessee St.	44 57	
									204 H	Ill.-Chicago	66 78	
									226 A	IUPUI	44 66	
									229 A	Western Ill.	54 63	
									243 A	Morehead St.	62 67	
									249 H	Northern Ill.	55 46	
									250 A	Austin Peay	72 83	
									250 H	Austin Peay	63 66	
									276 A	Milwaukee	63 72	
									284 A	Eastern Ky.	68 42	
									293 H	Omaha	77 66	
									305 A	Loyola Chicago	52 63	
									310 A	Southeast Mo. St.	65 69	
									310 H	Southeast Mo. St.	49 48	
									323 A	North Texas	59 57	
									328 A	Murray St.	81 67	
									328 H	Murray St.	75 59	
									334 H	Tennessee Tech	67 59	
LAST 12 Division I GAMES:												
173 A	SIUE	55 72	173 H	SIUE	48 65							
126 H	UT Martin	60 63	328 H	Murray St.	75 59							
310 H	Southeast Mo. St.	49 48	250 H	Austin Peay	63 66							
328 A	Murray St.	81 67	126 A	UT Martin	51 81							
250 A	Austin Peay	72 83	243 A	Morehead St.	62 67							
310 A	Southeast Mo. St.	65 69	284 A	Eastern Ky.	68 42							

Non-Div I Games:

Eastern Ill.

■ Loss,
■ Non-Conf,
■ S Site,
■ Home
■ A Away
N Neutral

E
a
s
t
e
r
n
I
l
l
.
.

RPI S Eastern Ill. Score

Through Games Of March 1, 2015

RPI	S	Opponent	Score
341	H	UMKC	53 69

E
a
s
t
e
r
n
I
l
l
.
.

Eastern Ill.

Eastern Ky.

Through Games Of March 1, 2015

Average RPI Win:	280	WON-LOST	WINNING	LAST 10	STRENGTH OF	OPP. STRENGTH	TEAM	ADJ.	CONF.	ADJ CONF.
Average RPI Loss:	194	RECORD	PCT. RANK	GAMES	SCHEDULE	OF SCHEDULE	RPI	RPI	RPI	RPI
DIV. I ONLY	8- 17	274	2- 8	287	318	284	284	26	26	
DIV. I NON-CONF.	4- 5	188	0- 0	212	307	196	196	26	26	
TOTALS	RPI 1-25	RPI 26-50	W-L RECORDS	RPI 51-100	RPI 101-150	RPI 150+				
8- 17	0- 0	0- 0	OVERALL	0- 2	1- 2	7- 13				
2- 8	0- 0	0- 0	HOME	0- 1	1- 0	1- 7				
4- 8	0- 0	0- 0	AWAY	0- 1	0- 2	4- 5				
2- 1	0- 0	0- 0	NEUTRAL	0- 0	0- 0	2- 1				
4- 5	0- 0	0- 0	NON-CONFERENCE	0- 2	1- 1	3- 2				
1- 1	0- 0	0- 0	HOME	0- 1	1- 0	0- 0				
1- 3	0- 0	0- 0	AWAY	0- 1	0- 1	1- 1				
2- 1	0- 0	0- 0	NEUTRAL	0- 0	0- 0	2- 1				
4- 12	0- 0	0- 0	CONFERENCE	0- 0	0- 1	4- 11				
1- 7	0- 0	0- 0	HOME	0- 0	0- 0	1- 7				
3- 5	0- 0	0- 0	AWAY	0- 0	0- 1	3- 4				
0- 0	0- 0	0- 0	NEUTRAL	0- 0	0- 0	0- 0				

RPI S	Opponent	Score	RPI S	Opponent	Score	RPI S	Opponent	Score	RPI S	Opponent	Score	Team's RPI: 284
						65	A West Virginia	42 67	112	A East Tenn. St.	49 64	
						93	H Richmond	56 70	126	A UT Martin	63 76	
									138	H Marshall	63 58	
									173	H SIUE	61 71	
									181	A Mercer	64 69	
									191	A Belmont	70 84	
									191	H Belmont	59 76	
									197	A Jacksonville St.	53 73	
									197	H Jacksonville St.	65 69	
									198	A Tennessee St.	74 86	
									198	H Tennessee St.	62 68	
									243	A Morehead St.	58 76	
									243	H Morehead St.	70 64	
									245	N North Florida	45 62	
									247	N Central Ark.	56 55	
									250	H Austin Peay	71 81	
									297	H Eastern Ill.	42 68	
									298	N Western Caro.	71 62	
									310	A Southeast Mo. St.	57 54	
									328	A Murray St.	64 59	
									334	A Tennessee Tech	97 93	
									334	H Tennessee Tech	71 84	
									344	A Alabama A&M	62 56	
LAST 12 Division I GAMES:												
334	H	Tennessee Tech	71	84	198	H	Tennessee St.	62	68			
191	A	Belmont	70	84	243	A	Morehead St.	58	76			
243	H	Morehead St.	70	64	197	A	Jacksonville St.	53	73			
197	H	Jacksonville St.	65	69	334	A	Tennessee Tech	97	93			
198	A	Tennessee St.	74	86	328	A	Murray St.	64	59			
191	H	Belmont	59	76	173	H	SIUE	61	71			

Non-Div I Games: Asbury 73 48

Eastern Ky.

Loss, Non-Conf, S Site, H Home A Away N Neutral

Average RPI Win:	206	WON-LOST	WINNING	LAST 10	STRENGTH OF	OPP. STRENGTH	TEAM	ADJ.	CONF.	ADJ CONF.
Average RPI Loss:	124	RECORD	PCT. RANK	GAMES	SCHEDULE	OF SCHEDULE	RPI	RPI	RPI	RPI
DIV. I ONLY	13- 11	155	6- 4	160	148	133	133	15	15	
DIV. I NON-CONF.	4- 4	158	0- 0	247	74	161	161	17	17	
TOTALS	RPI 1-25	RPI 26-50	W-L RECORDS	RPI 51-100	RPI 101-150	RPI 150+				
13- 11	0- 0	0- 0	OVERALL	1- 5	3- 3	9- 3				
6- 4	0- 0	0- 0	HOME	0- 1	1- 3	5- 0				
5- 7	0- 0	0- 0	AWAY	1- 4	2- 0	2- 3				
2- 0	0- 0	0- 0	NEUTRAL	0- 0	0- 0	2- 0				
4- 4	0- 0	0- 0	NON-CONFERENCE	0- 2	1- 0	3- 2				
2- 0	0- 0	0- 0	HOME	0- 0	1- 0	1- 0				
0- 4	0- 0	0- 0	AWAY	0- 2	0- 0	0- 2				
2- 0	0- 0	0- 0	NEUTRAL	0- 0	0- 0	2- 0				
9- 7	0- 0	0- 0	CONFERENCE	1- 3	2- 3	6- 1				
4- 4	0- 0	0- 0	HOME	0- 1	0- 3	4- 0				
5- 3	0- 0	0- 0	AWAY	1- 2	2- 0	2- 1				
0- 0	0- 0	0- 0	NEUTRAL	0- 0	0- 0	0- 0				

RPI 1-25			RPI 26-50			RPI 51-100			RPI 101+			Team's RPI: 133
RPI	S	Opponent	Score	RPI	S	Opponent	Score	RPI	S	Opponent	Score	
						52	A Ohio	73 61	104	A Toledo	75 61	
						52	H Ohio	59 82	104	H Toledo	72 81	
						57	A Michigan	52 81	118	H Cleveland St.	71 68	
						79	A Akron	48 65	134	H Buffalo	53 75	
						86	A Michigan St.	61 69	137	A Ball St.	56 41	
						92	A Western Mich.	56 83	137	H Ball St.	62 72	
									156	H Central Mich.	85 64	
									167	A Oral Roberts	62 63	
									209	A Tex.-Pan American	75 81	
									227	N Cal St. Fullerton	78 74	
									235	H Detroit	75 71	
									249	A Northern Ill.	48 54	
									249	H Northern Ill.	60 52	
									252	N Weber St.	57 42	
									283	A Miami (OH)	54 51	
									283	H Miami (OH)	56 38	
									290	A Kent St.	70 53	
									294	H Bowling Green	64 52	
LAST 12 Division I GAMES:												
249	H	Northern Ill.	60 52	283	A	Miami (OH)	54 51					
137	A	Ball St.	56 41	290	A	Kent St.	70 53					
104	H	Toledo	72 81	134	H	Buffalo	53 75					
52	A	Ohio	73 61	92	A	Western Mich.	56 83					
156	H	Central Mich.	85 64	104	A	Toledo	75 61					
137	H	Ball St.	62 72	283	H	Miami (OH)	56 38					

Non-Div I Games: Kent St.-Tuscarawas 127 40 Hillsdale 73 56 Madonna 88 68

Eastern Mich.

Loss, Non-Conf, S Site, H Home A Away N Neutral

Average RPI Win:	223	WON-LOST	WINNING	LAST 10	STRENGTH OF	OPP. STRENGTH	TEAM	ADJ.	CONF.	ADJ CONF.
Average RPI Loss:	164	RECORD	PCT. RANK	GAMES	SCHEDULE	OF SCHEDULE	RPI	RPI	RPI	RPI
DIV. I ONLY	15- 10	106	6- 2	263	214	143	143	21	21	
DIV. I NON-CONF.	5- 4	139	1- 0	268	235	167	167	21	21	
TOTALS	RPI 1-25	RPI 26-50	W-L RECORDS	RPI 51-100	RPI 101-150	RPI 150+				
15- 10	0- 0	1- 1	OVERALL	0- 0	3- 3	11- 6				
8- 2	0- 0	1- 1	HOME	0- 0	1- 1	6- 0				
6- 8	0- 0	0- 0	AWAY	0- 0	2- 2	4- 6				
1- 0	0- 0	0- 0	NEUTRAL	0- 0	0- 0	1- 0				
5- 4	0- 0	1- 1	NON-CONFERENCE	0- 0	1- 1	3- 2				
2- 1	0- 0	1- 1	HOME	0- 0	0- 0	1- 0				
2- 3	0- 0	0- 0	AWAY	0- 0	1- 1	1- 2				
1- 0	0- 0	0- 0	NEUTRAL	0- 0	0- 0	1- 0				
10- 6	0- 0	0- 0	CONFERENCE	0- 0	2- 2	8- 4				
6- 1	0- 0	0- 0	HOME	0- 0	1- 1	5- 0				
4- 5	0- 0	0- 0	AWAY	0- 0	1- 1	3- 4				
0- 0	0- 0	0- 0	NEUTRAL	0- 0	0- 0	0- 0				

RPI 1-25			RPI 26-50			RPI 51-100			RPI 101+			Team's RPI: 143
RPI	S	Opponent	Score	RPI	S	Opponent	Score	RPI	S	Opponent	Score	
				38	H	Gonzaga	60 61					
				44	H	Wichita St.	86 58					
LAST 12 Division I GAMES:												
				147	A	Florida	67 56					
				101	A	Montana	59 69					
				186	A	Montana St.	53 63					
				266	H	Northern Ariz.	73 42					
				239	H	Southern Utah	88 67					
				307	A	Portland St.	77 63					
				140	A	Sacramento St.	80 79					
				186	H	Montana St.	72 58					
				101	H	Montana	65 64					
				202	A	Idaho	58 71					
				164	A	North Dakota	82 96					
				151	A	Northern Colo.	56 64					
				186	H	Montana St.	72 58					
				202	A	Idaho	58 71					
				239	H	Southern Utah	88 67					
				252	A	Weber St.	69 55					
				258	A	SMU	53 69					
				261	A	Abilene Christian	72 79					
				266	H	Northern Ariz.	73 42					
				282	H	Portland	72 65					
				306	N	Ga. Southern	55 42					
				307	A	Portland St.	77 63					
				307	H	Portland St.	101 54					
				326	A	Utah Valley	68 62					

Non-Div I Games: Saint Martin's 69 39 Central Wash. 83 70

Eastern Wash.

Loss, Non-Conf, S Site, H Home A Away N Neutral

Elon				Through Games Of March 1, 2015													
Average RPI Win: 210		WON-LOST	WINNING	LAST 10	STRENGTH OF	OPP. STRENGTH	TEAM	ADJ.	CONF.	ADJ CONF.							
Average RPI Loss: 96		RECORD	PCT. RANK	GAMES	SCHEDULE	OF SCHEDULE	RPI	RPI	RPI	RPI							
DIV. I ONLY		15- 11	126	6- 4	114	120	107	107	13	13							
DIV. I NON-CONF.		5- 4	139	0- 0	31	106	70	70	11	11							
TOTALS		RPI 1-25	RPI 26-50	W-L RECORDS	RPI 51-100	RPI 101-150	RPI 150+										
15- 11	0- 3	0- 0	OVERALL	1- 4	1- 1	13- 3											
7- 5	0- 1	0- 0	HOME	1- 2	0- 1	6- 1											
8- 5	0- 1	0- 0	AWAY	0- 2	1- 0	7- 2											
0- 1	0- 1	0- 0	NEUTRAL	0- 0	0- 0	0- 0											
5- 4	0- 1	0- 0	NON-CONFERENCE	1- 2	0- 0	4- 1											
3- 1	0- 0	0- 0	HOME	1- 1	0- 0	2- 0											
2- 2	0- 0	0- 0	AWAY	0- 1	0- 0	2- 1											
0- 1	0- 1	0- 0	NEUTRAL	0- 0	0- 0	0- 0											
10- 7	0- 2	0- 0	CONFERENCE	0- 2	1- 1	9- 2											
4- 4	0- 1	0- 0	HOME	0- 1	0- 1	4- 1											
6- 3	0- 1	0- 0	AWAY	0- 1	1- 0	5- 1											
0- 0	0- 0	0- 0	NEUTRAL	0- 0	0- 0	0- 0											
RPI 1-25		RPI 26-50	RPI 51-100	RPI 101+ Team's RPI: 107													
RPI S Opponent Score	RPI S Opponent Score	RPI S Opponent Score	RPI S Opponent Score	RPI S Opponent Score													
12 N North Carolina 67 85			61 A Drexel 51 54	103 A Hofstra 64 58													
25 A James Madison 60 89			61 H Drexel 47 57	103 H Hofstra 53 55													
25 H James Madison 51 68			62 H Vanderbilt 50 66	159 H Furman 81 71													
			70 A North Carolina St. 51 84	171 A High Point 71 87													
			81 H Liberty 73 62	174 A William & Mary 72 59													
				174 H William & Mary 64 60													
				196 A Delaware 60 50													
				203 A Charlotte 67 54													
				210 A Campbell 77 51													
				211 H Navy 69 56													
				232 A UNCW 68 76													
				232 H UNCW 82 86													
				241 A Towson 84 70													
				241 H Towson 58 43													
				281 A Col. of Charleston 75 71													
				281 H Col. of Charleston 77 68													
				301 A Northeastern 74 73													
				301 H Northeastern 80 77													
LAST 12 Division I GAMES:																	
103 A Hofstra 64 58	281 A Col. of Charleston 75 71																
61 A Drexel 51 54	241 A Towson 84 70																
174 H William & Mary 64 60	25 A James Madison 60 89																
301 A Northeastern 74 73	301 H Northeastern 80 77																
103 H Hofstra 53 55	232 A UNCW 68 76																
232 H UNCW 82 86	241 H Towson 58 43																
Non-Div I Games: Anderson (SC) 77 72		Lenoir-Rhyne 62 46		Elon													

Evansville

Through Games Of March 1, 2015

Average RPI Win:	252	WON-LOST	WINNING	LAST 10	STRENGTH OF	OPP. STRENGTH	TEAM	ADJ.	CONF.	ADJ CONF.
Average RPI Loss:	146	RECORD	PCT. RANK	GAMES	SCHEDULE	OF SCHEDULE	RPI	RPI	RPI	RPI
DIV. I ONLY	10- 16	241	1- 9	288	166	246	246	19	19	
DIV. I NON-CONF.	4- 6	207	0- 0	219	191	199	199	16	16	
TOTALS	RPI 1-25	RPI 26-50	W-L RECORDS	RPI 51-100	RPI 101-150	RPI 150+				
10- 16	0- 1	0- 1	OVERALL	0- 3	3- 5	7- 6				
6- 4	0- 0	0- 0	HOME	0- 1	1- 2	5- 1				
4- 12	0- 1	0- 1	AWAY	0- 2	2- 3	2- 5				
0- 0	0- 0	0- 0	NEUTRAL	0- 0	0- 0	0- 0				
4- 6	0- 1	0- 0	NON-CONFERENCE	0- 1	1- 2	3- 2				
3- 0	0- 0	0- 0	HOME	0- 0	1- 0	2- 0				
1- 6	0- 1	0- 0	AWAY	0- 1	0- 2	1- 2				
0- 0	0- 0	0- 0	NEUTRAL	0- 0	0- 0	0- 0				
6- 10	0- 0	0- 1	CONFERENCE	0- 2	2- 3	4- 4				
3- 4	0- 0	0- 0	HOME	0- 1	0- 2	3- 1				
3- 6	0- 0	0- 1	AWAY	0- 1	2- 1	1- 3				
0- 0	0- 0	0- 0	NEUTRAL	0- 0	0- 0	0- 0				

RPI	S	Opponent	Score	RPI	S	Opponent	Score	RPI	S	Opponent	Score	RPI	S	Opponent	Score	Team's RPI: 246
8	A	Louisville	51 73	44	A	Wichita St.	44 54	65	A	West Virginia	39 83	108	H	Troy	94 85	
								67	A	Drake	69 78	110	A	UNI	44 89	
								67	H	Drake	62 79	110	H	UNI	44 58	
												122	A	Southern Ill.	63 58	
												122	H	Southern Ill.	53 62	
												126	A	UT Martin	74 84	
												137	A	Ball St.	70 76	
												144	A	Missouri St.	65 56	
												157	A	Indiana St.	52 67	
												157	H	Indiana St.	53 71	
												226	A	IUPUI	50 62	
												250	H	Austin Peay	72 68	
												283	H	Miami (OH)	51 41	
												305	A	Loyola Chicago	58 70	
												305	H	Loyola Chicago	63 38	
												315	A	IPFW	59 77	
												319	A	Bradley	50 56	
												319	H	Bradley	86 46	
												328	A	Murray St.	93 83	
												331	A	Illinois St.	62 50	
												331	H	Illinois St.	69 52	
LAST 12 Division I GAMES:																
157	H	Indiana St.	53 71	305	A	Loyola Chicago	58 70									
110	A	UNI	44 89	157	A	Indiana St.	52 67									
67	A	Drake	69 78	67	H	Drake	62 79									
331	H	Illinois St.	69 52	110	H	UNI	44 58									
122	H	Southern Ill.	53 62	122	A	Southern Ill.	63 58									
319	A	Bradley	50 56	331	A	Illinois St.	62 50									

Non-Div I Games: Oakland City 81 40

Evansville

Loss, Non-Conf, S Site, H Home A Away N Neutral

Average RPI Win:	162	WON-LOST	WINNING	LAST 10	STRENGTH OF	OPP. STRENGTH	TEAM	ADJ.	CONF.	ADJ CONF.
Average RPI Loss:	95	RECORD	PCT. RANK	GAMES	SCHEDULE	OF SCHEDULE	RPI	RPI	RPI	RPI
DIV. I ONLY	26- 2	6	10- 0	63	121	15	15	11	11	
DIV. I NON-CONF.	12- 2	26	0- 0	52	64	12	12	12	12	
TOTALS	RPI 1-25	RPI 26-50	W-L RECORDS	RPI 51-100	RPI 101-150	RPI 150+				
26- 2	1- 0	5- 1	OVERALL	2- 0	3- 0	15- 1				
12- 0	1- 0	1- 0	HOME	1- 0	1- 0	8- 0				
10- 1	0- 0	2- 0	AWAY	0- 0	2- 0	6- 1				
4- 1	0- 0	2- 1	NEUTRAL	1- 0	0- 0	1- 0				
12- 2	1- 0	3- 1	NON-CONFERENCE	2- 0	1- 0	5- 1				
5- 0	1- 0	0- 0	HOME	1- 0	0- 0	3- 0				
3- 1	0- 0	1- 0	AWAY	0- 0	1- 0	1- 1				
4- 1	0- 0	2- 1	NEUTRAL	1- 0	0- 0	1- 0				
14- 0	0- 0	2- 0	CONFERENCE	0- 0	2- 0	10- 0				
7- 0	0- 0	1- 0	HOME	0- 0	1- 0	5- 0				
7- 0	0- 0	1- 0	AWAY	0- 0	1- 0	5- 0				
0- 0	0- 0	0- 0	NEUTRAL	0- 0	0- 0	0- 0				

RPI	S	Opponent	Score	RPI	S	Opponent	Score	RPI	S	Opponent	Score	RPI	S	Opponent	Score
18	H	George Washington	88 75	31	N	Quinnipiac	71 65	87	H	Southern Miss.	78 62	130	A	Harvard	68 58
				35	N	Ohio St.	83 90	99	N	CSUN	73 64	148	A	Kennesaw St.	71 60
				41	A	Stetson	61 39					148	H	Kennesaw St.	61 47
				41	H	Stetson	57 55					151	H	Northern Colo.	69 56
				44	N	Wichita St.	56 39					154	A	Auburn	69 72
				47	A	Arkansas St.	74 68					165	A	Northern Ky.	67 46
												165	H	Northern Ky.	75 47
												185	N	Clemson	86 61
												213	A	Jacksonville	60 37
												213	H	Jacksonville	78 47
												218	A	USC Upstate	75 59
												218	H	USC Upstate	79 61
												245	A	North Florida	56 24
												245	H	North Florida	75 42
												248	A	Bethune-Cookman	91 46
												256	H	Providence	68 58
												265	A	Lipscomb	71 49
												265	H	Lipscomb	69 43
												335	H	FIU	97 49
LAST 12 Division I GAMES:															
213	H	Jacksonville	78 47	41	A	Stetson	61 39								
245	A	North Florida	56 24	165	A	Northern Ky.	67 46								
218	A	USC Upstate	75 59	265	A	Lipscomb	71 49								
148	A	Kennesaw St.	71 60	148	H	Kennesaw St.	61 47								
265	H	Lipscomb	69 43	218	H	USC Upstate	79 61								
165	H	Northern Ky.	75 47	213	A	Jacksonville	60 37								

Non-Div I Games: Ave Maria 102 54

FGCU

Average RPI Win:	288	WON-LOST	WINNING	LAST 10	STRENGTH OF	OPP. STRENGTH	TEAM	ADJ.	CONF.	ADJ CONF.
Average RPI Loss:	168	RECORD	PCT. RANK	GAMES	SCHEDULE	OF SCHEDULE	RPI	RPI	RPI	RPI
DIV. I ONLY	3- 24	341	0- 10	230	179	335	335	17	17	
DIV. I NON-CONF.	3- 8	263	0- 0	323	232	335	335	18	18	
TOTALS	RPI 1-25	RPI 26-50	W-L RECORDS	RPI 51-100	RPI 101-150	RPI 150+				
3- 24	0- 1	0- 2	OVERALL	0- 3	0- 5	3- 13				
2- 14	0- 0	0- 1	HOME	0- 3	0- 4	2- 6				
0- 9	0- 1	0- 1	AWAY	0- 0	0- 1	0- 6				
1- 1	0- 0	0- 0	NEUTRAL	0- 0	0- 0	1- 1				
3- 8	0- 1	0- 0	NON-CONFERENCE	0- 1	0- 1	3- 5				
2- 5	0- 0	0- 0	HOME	0- 1	0- 1	2- 3				
0- 2	0- 1	0- 0	AWAY	0- 0	0- 0	0- 1				
1- 1	0- 0	0- 0	NEUTRAL	0- 0	0- 0	1- 1				
0- 16	0- 0	0- 2	CONFERENCE	0- 2	0- 4	0- 8				
0- 9	0- 0	0- 1	HOME	0- 2	0- 3	0- 3				
0- 7	0- 0	0- 1	AWAY	0- 0	0- 1	0- 5				
0- 0	0- 0	0- 0	NEUTRAL	0- 0	0- 0	0- 0				

RPI 1-25				RPI 26-50				RPI 51-100				RPI 101+ Team's RPI: 335			
RPI	S	Opponent	Score	RPI	S	Opponent	Score	RPI	S	Opponent	Score	RPI	S	Opponent	Score
15	A	FGCU	49 97	32	A	Western Ky.	42 81	60	H	Middle Tenn.	60 75	118	H	Cleveland St.	65 73
				32	H	Western Ky.	47 88	87	H	Southern Miss.	65 78	138	A	Marshall	61 67
								100	H	Virginia	61 74	138	H	Marshall	50 74
												139	H	Louisiana Tech	56 79
												148	H	Old Dominion	67 80
												154	H	Auburn	44 81
												182	A	UTSA	56 74
												184	H	UAB	45 68
												203	H	Charlotte	62 81
												205	H	Arizona	58 65
												212	A	Fla. Atlantic	63 77
												212	H	Fla. Atlantic	63 79
												213	A	Jacksonville	64 76
												242	A	UTEP	56 72
												263	H	UCF	66 57
												267	A	Rice	59 80
												294	H	Bowling Green	68 55
												298	N	Western Caro.	69 83
												308	N	Wofford	83 75
												323	A	North Texas	61 77
												334	H	Tennessee Tech	56 73
LAST 12 Division I GAMES:															
				32	H	Western Ky.	47 88	242	A	UTEP	56 72				
				138	H	Marshall	50 74	182	A	UTSA	56 74				
				323	A	North Texas	61 77	203	H	Charlotte	62 81				
				267	A	Rice	59 80	148	H	Old Dominion	67 80				
				139	H	Louisiana Tech	56 79	212	A	Fla. Atlantic	63 77				
				87	H	Southern Miss.	65 78	32	A	Western Ky.	42 81				

Non-Div I Games:

FIU

■ Loss,
 ■ Non-Conf,
 ■ S Site,
 ■ H Home
 ■ A Away
 N Neutral

Fairfield

Through Games Of March 1, 2015

Average RPI Win:	243	WON-LOST	WINNING	LAST 10	STRENGTH OF	OPP. STRENGTH	TEAM	ADJ.	CONF.	ADJ CONF.
Average RPI Loss:	122	RECORD	PCT. RANK	GAMES	SCHEDULE	OF SCHEDULE	RPI	RPI	RPI	RPI
DIV. I ONLY	14- 15	183	7- 3	156	219	175	175	24	24	
DIV. I NON-CONF.	1- 8	322	0- 0	29	65	242	242	24	24	
TOTALS	RPI 1-25	RPI 26-50	W-L RECORDS	RPI 51-100	RPI 101-150	RPI 150+				
14- 15	0- 0	0- 4	OVERALL	0- 2	2- 4	12- 5				
7- 5	0- 0	0- 1	HOME	0- 0	1- 2	6- 2				
7- 8	0- 0	0- 3	AWAY	0- 1	1- 1	6- 3				
0- 2	0- 0	0- 0	NEUTRAL	0- 1	0- 1	0- 0				
1- 8	0- 0	0- 2	NON-CONFERENCE	0- 2	1- 3	0- 1				
1- 1	0- 0	0- 0	HOME	0- 0	1- 1	0- 0				
0- 5	0- 0	0- 2	AWAY	0- 1	0- 1	0- 1				
0- 2	0- 0	0- 0	NEUTRAL	0- 1	0- 1	0- 0				
13- 7	0- 0	0- 2	CONFERENCE	0- 0	1- 1	12- 4				
6- 4	0- 0	0- 1	HOME	0- 0	0- 1	6- 2				
7- 3	0- 0	0- 1	AWAY	0- 0	1- 0	6- 2				
0- 0	0- 0	0- 0	NEUTRAL	0- 0	0- 0	0- 0				

RPI 1-25			RPI 26-50			RPI 51-100			RPI 101+ Team's RPI: 175		
RPI	S	Opponent	Score	RPI	S	Opponent	Score	RPI	S	Opponent	Score
				31	A	Quinnipiac	43 83	65	A	West Virginia	53 67
				31	H	Quinnipiac	66 67	72	N	East Carolina	68 83
				40	A	Seton Hall	47 79				
				43	A	Iowa St.	63 76				
LAST 12 Division I GAMES:											
				316	A	Manhattan	72 54	234	A	Niagara	56 66
				190	A	Iona	74 62	255	A	Canisius	63 54
				119	H	Marist	50 56	251	H	Monmouth	54 52
				180	H	Siena	47 54	190	H	Iona	77 66
				255	H	Canisius	61 58	251	A	Monmouth	33 59
				316	H	Manhattan	43 26	269	H	Rider	43 40
								316	A	Manhattan	72 54
								316	H	Manhattan	43 26
								332	A	Saint Peter's	57 47
								332	H	Saint Peter's	57 46

Non-Div I Games:

Fairfield

 Loss,
 Non-Conf,
 S Site,
 H Home
 A Away
N Neutral

Average RPI Win:	291	WON-LOST	WINNING	LAST 10	STRENGTH OF	OPP. STRENGTH	TEAM	ADJ.	CONF.	ADJ CONF.
Average RPI Loss:	213	RECORD	PCT. RANK	GAMES	SCHEDULE	OF SCHEDULE	RPI	RPI	RPI	RPI
DIV. I ONLY	9- 19	269	3- 6	329	320	304	304	29	29	
DIV. I NON-CONF.	3- 8	263	0- 0	303	306	300	300	28	28	
TOTALS	RPI 1-25	RPI 26-50	W-L RECORDS	RPI 51-100	RPI 101-150	RPI 150+				
9- 19	0- 0	0- 0	OVERALL	1- 1	0- 3	8- 15				
4- 8	0- 0	0- 0	HOME	1- 1	0- 2	3- 5				
5- 11	0- 0	0- 0	AWAY	0- 0	0- 1	5- 10				
0- 0	0- 0	0- 0	NEUTRAL	0- 0	0- 0	0- 0				
3- 8	0- 0	0- 0	NON-CONFERENCE	1- 1	0- 1	2- 6				
1- 3	0- 0	0- 0	HOME	1- 1	0- 1	0- 1				
2- 5	0- 0	0- 0	AWAY	0- 0	0- 0	2- 5				
0- 0	0- 0	0- 0	NEUTRAL	0- 0	0- 0	0- 0				
6- 11	0- 0	0- 0	CONFERENCE	0- 0	0- 2	6- 9				
3- 5	0- 0	0- 0	HOME	0- 0	0- 1	3- 4				
3- 6	0- 0	0- 0	AWAY	0- 0	0- 1	3- 5				
0- 0	0- 0	0- 0	NEUTRAL	0- 0	0- 0	0- 0				

RPI S	Opponent	Score	RPI S	Opponent	Score	RPI S	Opponent	Score	RPI S	Opponent	Score	Team's RPI: 304
						65	H West Virginia	52 80	145	H Bucknell	60 61	
						89	H Army	56 48	150	A Central Conn. St.	53 82	
									150	H Central Conn. St.	56 77	
									155	A Bryant	77 82	
									155	H Bryant	61 63	
									177	A Robert Morris	58 71	
									177	H Robert Morris	68 69	
									180	A Siena	63 72	
									199	A Sacred Heart	65 66	
									215	A Brown	74 79	
									224	A UMass Lowell	67 78	
									251	A Monmouth	66 71	
									280	A St. Francis Brooklyn	60 57	
									280	H St. Francis Brooklyn	61 72	
									295	H NJIT	64 68	
									299	A Columbia	55 72	
									300	A LIU Brooklyn	71 81	
									300	H LIU Brooklyn	75 79	
									314	A Mt. St. Mary's	54 52	
									314	H Mt. St. Mary's	78 56	
									316	A Manhattan	73 54	
									320	A Saint Francis (PA)	78 65	
									320	H Saint Francis (PA)	78 63	
									332	A Saint Peter's	76 59	
									333	A Wagner	75 82	
									333	H Wagner	72 70	
LAST 12 Division I GAMES:												
199	A	Sacred Heart	65	66	320	H	Saint Francis (PA)	78	63			
150	H	Central Conn. St.	56	77	177	H	Robert Morris	68	69			
280	A	St. Francis Brooklyn	60	57	177	A	Robert Morris	58	71			
314	A	Mt. St. Mary's	54	52	320	A	Saint Francis (PA)	78	65			
155	H	Bryant	61	63	300	H	LIU Brooklyn	75	79			
333	A	Wagner	75	82	314	H	Mt. St. Mary's	78	56			

Non-Div I Games:

Fairleigh Dickinson

■ Loss,
 ■ Non-Conf,
 ■ S Site,
 ■ H Home
 ■ A Away
 N Neutral

Average RPI Win:	236	WON-LOST	WINNING	LAST 10	STRENGTH OF	OPP. STRENGTH	TEAM	ADJ.	CONF.	ADJ CONF.
Average RPI Loss:	143	RECORD	PCT. RANK	GAMES	SCHEDULE	OF SCHEDULE	RPI	RPI	RPI	RPI
DIV. I ONLY	12- 14	203	4- 6	165	245	212	212	17	17	
DIV. I NON-CONF.	5- 5	158	0- 0	162	325	190	190	18	18	
TOTALS	RPI 1-25	RPI 26-50	W-L RECORDS	RPI 51-100	RPI 101-150	RPI 150+				
12- 14	0- 0	0- 2	OVERALL	0- 3	2- 5	10- 4				
8- 6	0- 0	0- 1	HOME	0- 2	2- 2	6- 1				
4- 7	0- 0	0- 0	AWAY	0- 0	0- 0	4- 1				
0- 1	0- 0	0- 0	NEUTRAL	0- 0	0- 1	0- 0				
5- 5	0- 0	0- 0	NON-CONFERENCE	0- 1	1- 2	4- 2				
4- 1	0- 0	0- 0	HOME	0- 0	1- 0	3- 1				
1- 3	0- 0	0- 0	AWAY	0- 1	0- 1	1- 1				
0- 1	0- 0	0- 0	NEUTRAL	0- 0	0- 1	0- 0				
7- 9	0- 0	0- 2	CONFERENCE	0- 2	1- 3	6- 2				
4- 5	0- 0	0- 1	HOME	0- 2	1- 2	3- 0				
3- 4	0- 0	0- 1	AWAY	0- 0	0- 1	3- 2				
0- 0	0- 0	0- 0	NEUTRAL	0- 0	0- 0	0- 0				

RPI S	Opponent	Score	RPI S	Opponent	Score	RPI S	Opponent	Score	RPI S	Opponent	Score	Team's RPI: 212
32	A Western Ky.	43 80	32	H Western Ky.	74 85	60	H Middle Tenn.	69 101	106	A Long Beach St.	60 85	
						68	A Colorado St.	46 59	118	H Cleveland St.	79 74	
						87	H Southern Miss.	65 67	123	N New Mexico St.	44 57	
									138	A Marshall	59 66	
									138	H Marshall	83 73	
									139	H Louisiana Tech	68 73	
									148	H Old Dominion	44 72	
									182	A UTSA	45 68	
									184	H UAB	66 56	
									203	H Charlotte	71 68	
									229	H Western Ill.	90 88	
									232	H UNCW	84 80	
									242	A UTEP	68 63	
									248	A Bethune-Cookman	88 68	
									263	A UCF	74 94	
									267	A Rice	82 70	
									295	H NJIT	57 65	
									301	H Northeastern	81 74	
									323	A North Texas	55 74	
									335	A FIU	79 63	
									335	H FIU	77 63	
LAST 12 Division I GAMES:												
138	H Marshall	83 73	182	A UTSA	45 68							
32	H Western Ky.	74 85	242	A UTEP	68 63							
267	A Rice	82 70	148	H Old Dominion	44 72							
323	A North Texas	55 74	203	H Charlotte	71 68							
87	H Southern Miss.	65 67	335	H FIU	77 63							
139	H Louisiana Tech	68 73	138	A Marshall	59 66							

Non-Div I Games: Webber Int'l 111 76

Florida

Through Games Of March 1, 2015

Average RPI Win:	189	WON-LOST	WINNING	LAST 10	STRENGTH OF	OPP. STRENGTH	TEAM	ADJ.	CONF.	ADJ CONF.
Average RPI Loss:	69	RECORD	PCT. RANK	GAMES	SCHEDULE	OF SCHEDULE	RPI	RPI	RPI	RPI
DIV. I ONLY	13- 16	210	4- 6	69	56	147	147	2	2	
DIV. I NON-CONF.	8- 5	123	0- 0	271	222	192	192	4	4	
TOTALS	RPI 1-25	RPI 26-50	W-L RECORDS	RPI 51-100	RPI 101-150	RPI 150+				
13- 16	0- 4	2- 2	OVERALL	2- 7	0- 2	9- 1				
8- 9	0- 2	2- 0	HOME	0- 5	0- 2	6- 0				
5- 7	0- 2	0- 2	AWAY	2- 2	0- 0	3- 1				
0- 0	0- 0	0- 0	NEUTRAL	0- 0	0- 0	0- 0				
8- 5	0- 1	1- 0	NON-CONFERENCE	0- 1	0- 2	7- 1				
7- 2	0- 0	1- 0	HOME	0- 0	0- 2	6- 0				
1- 3	0- 1	0- 0	AWAY	0- 1	0- 0	1- 1				
0- 0	0- 0	0- 0	NEUTRAL	0- 0	0- 0	0- 0				
5- 11	0- 3	1- 2	CONFERENCE	2- 6	0- 0	2- 0				
1- 7	0- 2	1- 0	HOME	0- 5	0- 0	0- 0				
4- 4	0- 1	0- 2	AWAY	2- 1	0- 0	2- 0				
0- 0	0- 0	0- 0	NEUTRAL	0- 0	0- 0	0- 0				

RPI 1-25				RPI 26-50				RPI 51-100				RPI 101+ Team's RPI: 147			
RPI	S	Opponent	Score	RPI	S	Opponent	Score	RPI	S	Opponent	Score	RPI	S	Opponent	Score
2	H	Tennessee	56 64	26	A	Mississippi St.	62 75	62	A	Vanderbilt	67 58	142	H	Wisconsin	48 51
4	H	South Carolina	42 77	28	A	Texas A&M	46 66	62	H	Vanderbilt	75 76	143	H	Eastern Wash.	56 67
9	A	Kentucky	56 62	41	H	Stetson	59 54	65	A	Georgia	51 48	154	A	Auburn	63 50
10	A	Florida St.	51 77	46	H	Arkansas	72 58	65	H	Georgia	45 52	161	A	Savannah St.	58 68
								71	H	LSU	65 68	183	A	Alabama	53 49
								88	A	St. John's (NY)	66 72	213	H	Jacksonville	84 73
								96	A	Missouri	47 66	223	H	Virginia Tech	73 44
								96	H	Missouri	52 68	244	H	Southern U.	78 49
								97	H	Ole Miss	57 64	245	H	North Florida	63 51
												292	A	Georgetown	81 73
												342	H	Longwood	91 46
												348	H	Charleston So.	92 64
LAST 12 Division I GAMES:															
65	H	Georgia	45 52	2	H	Tennessee	56 64								
183	A	Alabama	53 49	62	A	Vanderbilt	67 58								
28	A	Texas A&M	46 66	96	H	Missouri	52 68								
62	H	Vanderbilt	75 76	46	H	Arkansas	72 58								
26	A	Mississippi St.	62 75	4	H	South Carolina	42 77								
65	A	Georgia	51 48	9	A	Kentucky	56 62								

Non-Div I Games:

Florida

■ Loss,
■ Non-Conf,
■ S Site,
■ H Home
■ A Away
N Neutral

Florida A&M

Through Games Of March 1, 2015

Average RPI Win:	322	WON-LOST	WINNING	LAST 10	STRENGTH OF	OPP. STRENGTH	TEAM	ADJ.	CONF.	ADJ CONF.
Average RPI Loss:	222	RECORD	PCT. RANK	GAMES	SCHEDULE	OF SCHEDULE	RPI	RPI	RPI	RPI
DIV. I ONLY	7- 19	292	4- 6	345	332	336	336	31	31	
DIV. I NON-CONF.	2- 9	297	0- 0	312	294	328	328	29	29	
TOTALS	RPI 1-25	RPI 26-50	W-L RECORDS	RPI 51-100	RPI 101-150	RPI 150+				
7- 19	0- 0	0- 0	OVERALL	0- 1	0- 3	7- 15				
3- 6	0- 0	0- 0	HOME	0- 0	0- 2	3- 4				
2- 13	0- 0	0- 0	AWAY	0- 1	0- 1	2- 11				
2- 0	0- 0	0- 0	NEUTRAL	0- 0	0- 0	2- 0				
2- 9	0- 0	0- 0	NON-CONFERENCE	0- 1	0- 2	2- 6				
0- 2	0- 0	0- 0	HOME	0- 0	0- 1	0- 1				
0- 7	0- 0	0- 0	AWAY	0- 1	0- 1	0- 5				
2- 0	0- 0	0- 0	NEUTRAL	0- 0	0- 0	2- 0				
5- 10	0- 0	0- 0	CONFERENCE	0- 0	0- 1	5- 9				
3- 4	0- 0	0- 0	HOME	0- 0	0- 1	3- 3				
2- 6	0- 0	0- 0	AWAY	0- 0	0- 0	2- 6				
0- 0	0- 0	0- 0	NEUTRAL	0- 0	0- 0	0- 0				

RPI 1-25			RPI 26-50			RPI 51-100			RPI 101+			Team's RPI: 336				
RPI	S	Opponent	Score	RPI	S	Opponent	Score	RPI	S	Opponent	Score	RPI	S	Opponent	Score	
								78	A	Miami (FL)	47	83				
												108	H	Troy	59	65
												109	H	Hampton	52	80
												148	A	Kennesaw St.	58	79
												161	A	Savannah St.	55	77
												181	A	Mercer	47	61
												183	A	Alabama	44	60
												200	A	N.C. A&T	42	78
												200	H	N.C. A&T	48	67
												244	A	Southern U.	69	80
												248	A	Bethune-Cookman	64	76
												248	H	Bethune-Cookman	57	70
												258	A	SMU	46	77
												271	H	Norfolk St.	50	68
												285	A	South Carolina St.	55	50
												291	H	Alabama St.	49	64
												296	A	Morgan St.	50	57
												302	N	Sam Houston St.	69	67
												312	N	UNC Greensboro	70	64
												321	A	Southeastern La.	67	69
												325	H	UMES	64	54
												337	A	N.C. Central	48	59
												337	H	N.C. Central	65	58
												340	A	Coppin St.	65	70
												343	H	Howard	65	51
												347	A	Delaware St.	78	63
LAST 12 Division I GAMES:																
200	A	N.C. A&T	42	78	337	A	N.C. Central	48	59							
161	A	Savannah St.	55	77	248	H	Bethune-Cookman	57	70							
248	A	Bethune-Cookman	64	76	325	H	UMES	64	54							
337	H	N.C. Central	65	58	343	H	Howard	65	51							
200	H	N.C. A&T	48	67	340	A	Coppin St.	65	70							
347	A	Delaware St.	78	63	296	A	Morgan St.	50	57							

Non-Div I Games: Webber Int'l 52 41

Florida A&M

Loss, Non-Conf, S Site, H Home A Away N Neutral

Average RPI Win:	138	WON-LOST	WINNING	LAST 10	STRENGTH OF	OPP. STRENGTH	TEAM	ADJ.	CONF.	ADJ CONF.
Average RPI Loss:	14	RECORD	PCT. RANK	GAMES	SCHEDULE	OF SCHEDULE	RPI	RPI	RPI	RPI
DIV. I ONLY	27- 3	8	9- 1	55	31	10	10	3	3	
DIV. I NON-CONF.	13- 1	4	0- 0	176	114	35	35	3	3	
TOTALS	RPI 1-25	RPI 26-50	W-L RECORDS	RPI 51-100	RPI 101-150	RPI 150+				
27- 3	2- 2	3- 1	OVERALL	5- 0	4- 0	13- 0				
14- 0	2- 0	2- 0	HOME	2- 0	1- 0	7- 0				
9- 2	0- 2	1- 0	AWAY	3- 0	3- 0	2- 0				
4- 1	0- 0	0- 1	NEUTRAL	0- 0	0- 0	4- 0				
13- 1	0- 0	1- 1	NON-CONFERENCE	0- 0	3- 0	9- 0				
6- 0	0- 0	0- 0	HOME	0- 0	1- 0	5- 0				
3- 0	0- 0	1- 0	AWAY	0- 0	2- 0	0- 0				
4- 1	0- 0	0- 1	NEUTRAL	0- 0	0- 0	4- 0				
14- 2	2- 2	2- 0	CONFERENCE	5- 0	1- 0	4- 0				
8- 0	2- 0	2- 0	HOME	2- 0	0- 0	2- 0				
6- 2	0- 2	0- 0	AWAY	3- 0	1- 0	2- 0				
0- 0	0- 0	0- 0	NEUTRAL	0- 0	0- 0	0- 0				

RPI	S	Opponent	Score	RPI	S	Opponent	Score	RPI	S	Opponent	Score	RPI	S	Opponent	Score
1	A	Notre Dame	68 74	29	H	Syracuse	62 52	70	H	North Carolina St.	72 52	105	A	Boston College	86 68
8	H	Louisville	68 63	30	N	Washington	68 80	78	A	Miami (FL)	69 55	120	A	Purdue	67 64
12	A	North Carolina	63 71	33	H	Pittsburgh	58 43	78	H	Miami (FL)	80 60	131	A	Temple	66 62
13	H	Duke	74 58	50	A	Tulane	65 54	84	A	Georgia Tech	82 62	147	H	Florida	77 51
								100	A	Virginia	65 56	159	N	Furman	94 63
												161	H	Savannah St.	97 51
												170	N	Hartford	69 59
												184	H	UAB	92 62
												185	A	Clemson	82 52
												185	H	Clemson	81 38
												192	N	Massachusetts	73 47
												207	H	Wake Forest	110 80
												213	H	Jacksonville	73 46
												223	A	Virginia Tech	59 44
												245	H	North Florida	79 58
												248	H	Bethune-Cookman	103 34
												297	N	Eastern Ill.	91 55
LAST 12 Division I GAMES:															
78	A	Miami (FL)	69 55	78	H	Miami (FL)	80 60								
70	H	North Carolina St.	72 52	29	H	Syracuse	62 52								
105	A	Boston College	86 68	84	A	Georgia Tech	82 62								
185	H	Clemson	81 38	207	H	Wake Forest	110 80								
100	A	Virginia	65 56	8	H	Louisville	68 63								
12	A	North Carolina	63 71	223	A	Virginia Tech	59 44								

Non-Div I Games:

Florida St.

Average RPI Win:	185	WON-LOST	WINNING	LAST 10	STRENGTH OF	OPP. STRENGTH	TEAM	ADJ.	CONF.	ADJ CONF.
Average RPI Loss:	71	RECORD	PCT. RANK	GAMES	SCHEDULE	OF SCHEDULE	RPI	RPI	RPI	RPI
DIV. I ONLY	19- 10	81	5- 5	90	92	80	80	6	6	
DIV. I NON-CONF.	8- 5	123	0- 0	87	198	97	97	6	6	
TOTALS	RPI 1-25	RPI 26-50	W-L RECORDS	RPI 51-100	RPI 101-150	RPI 150+				
19- 10	0- 3	0- 3	OVERALL	3- 1	6- 1	10- 2				
10- 5	0- 2	0- 2	HOME	2- 0	3- 0	5- 1				
8- 4	0- 0	0- 0	AWAY	1- 0	3- 0	4- 0				
1- 1	0- 0	0- 0	NEUTRAL	0- 1	0- 0	1- 0				
8- 5	0- 1	0- 2	NON-CONFERENCE	0- 1	3- 0	5- 1				
4- 3	0- 1	0- 1	HOME	0- 0	1- 0	3- 1				
3- 1	0- 0	0- 1	AWAY	0- 0	2- 0	1- 0				
1- 1	0- 0	0- 0	NEUTRAL	0- 1	0- 0	1- 0				
11- 5	0- 2	0- 1	CONFERENCE	3- 0	3- 1	5- 1				
6- 2	0- 1	0- 1	HOME	2- 0	2- 0	2- 0				
5- 3	0- 1	0- 0	AWAY	1- 0	1- 1	3- 1				
0- 0	0- 0	0- 0	NEUTRAL	0- 0	0- 0	0- 0				

RPI 1-25				RPI 26-50				RPI 51-100 Team's RPI: 80				RPI 101+			
RPI	S	Opponent	Score	RPI	S	Opponent	Score	RPI	S	Opponent	Score	RPI	S	Opponent	Score
14	H	Dayton	45 59	29	A	Syracuse	42 59	67	N	Drake	56 62	103	H	Hofstra	60 46
16	H	Princeton	53 67	40	H	Seton Hall	43 56	91	A	Saint Joseph's	48 47	124	A	Rhode Island	56 71
18	A	George Washington	65 83	48	H	Duquesne	46 56	91	H	Saint Joseph's	57 47	129	H	VCU	60 51
								93	H	Richmond	65 64	131	A	Temple	71 64
												146	A	St. Bonaventure	72 62
												146	H	St. Bonaventure	54 51
												150	A	Central Conn. St.	72 36
												161	H	Savannah St.	63 53
												162	A	Saint Louis	50 54
												176	A	La Salle	70 59
												190	H	Iona	51 72
												192	H	Massachusetts	65 42
												196	A	Delaware	49 44
												233	A	George Mason	79 55
												254	A	Davidson	66 45
												254	H	Davidson	54 46
												314	H	Mt. St. Mary's	61 37
												316	H	Manhattan	70 41
												338	N	Incarinate Word	74 42
LAST 12 Division I GAMES:															
254	H	Davidson	54 46	146	H	St. Bonaventure	54 51								
233	A	George Mason	79 55	48	H	Duquesne	46 56								
18	A	George Washington	65 83	254	A	Davidson	66 45								
14	H	Dayton	45 59	162	A	Saint Louis	50 54								
124	A	Rhode Island	56 71	192	H	Massachusetts	65 42								
91	A	Saint Joseph's	48 47	129	H	VCU	60 51								

Non-Div I Games:

Fordham

■ Loss,
 ■ Non-Conf,
 S Site,
 ■ Home
 ■ Away
 N Neutral

Average RPI Win: 188	WON-LOST	WINNING	LAST 10	STRENGTH OF	OPP. STRENGTH	TEAM	ADJ.	CONF.	ADJ CONF.
Average RPI Loss: 127	RECORD	PCT. RANK	GAMES	SCHEDULE	OF SCHEDULE	RPI	RPI	RPI	RPI
DIV. I ONLY	17- 8	71	5- 5	85	183	53	53	22	22
DIV. I NON-CONF.	6- 3	92	0- 0	12	131	22	22	19	19
TOTALS	RPI 1-25	RPI 26-50	W-L RECORDS	RPI 51-100	RPI 101-150	RPI 150+			
17- 8	0- 1	0- 0	OVERALL	3- 2	3- 3	11- 2			
11- 1	0- 0	0- 0	HOME	2- 0	3- 0	6- 1			
6- 7	0- 1	0- 0	AWAY	1- 2	0- 3	5- 1			
0- 0	0- 0	0- 0	NEUTRAL	0- 0	0- 0	0- 0			
6- 3	0- 1	0- 0	NON-CONFERENCE	2- 1	2- 1	2- 0			
4- 0	0- 0	0- 0	HOME	1- 0	2- 0	1- 0			
2- 3	0- 1	0- 0	AWAY	1- 1	0- 1	1- 0			
0- 0	0- 0	0- 0	NEUTRAL	0- 0	0- 0	0- 0			
11- 5	0- 0	0- 0	CONFERENCE	1- 1	1- 2	9- 2			
7- 1	0- 0	0- 0	HOME	1- 0	1- 0	5- 1			
4- 4	0- 0	0- 0	AWAY	0- 1	0- 2	4- 1			
0- 0	0- 0	0- 0	NEUTRAL	0- 0	0- 0	0- 0			

RPI 1-25				RPI 26-50				RPI 51-100 Team's RPI: 53				RPI 101+			
RPI	S	Opponent	Score	RPI	S	Opponent	Score	RPI	S	Opponent	Score	RPI	S	Opponent	Score
18	A	George Washington	64 73					51	A	San Diego	93 88	115	A	Bakersfield	60 80
								59	H	St. Mary's (CA)	60 56	116	A	New Mexico	60 63
								68	A	Colorado St.	56 70	116	H	New Mexico	71 65
								68	H	Colorado St.	53 49	135	A	Boise St.	66 75
								90	A	Southern California	50 68	136	H	Cal Poly	67 56
												141	H	UC Riverside	73 61
												166	A	Oregon	68 59
												206	A	Wyoming	66 65
												206	H	Wyoming	67 50
												220	H	UNLV	70 73
												221	A	San Diego St.	56 44
												221	H	San Diego St.	57 50
												227	H	Cal St. Fullerton	57 52
												257	A	San Jose St.	51 56
												257	H	San Jose St.	58 46
												274	A	Utah St.	70 64
												274	H	Utah St.	64 55
												287	A	Nevada	62 44
												287	H	Nevada	65 43
LAST 12 Division I GAMES:															
116	A	New Mexico	60 63	257	A	San Jose St.	51 56								
206	H	Wyoming	67 50	68	H	Colorado St.	53 49								
274	H	Utah St.	64 55	221	H	San Diego St.	57 50								
68	A	Colorado St.	56 70	287	A	Nevada	62 44								
135	A	Boise St.	66 75	206	A	Wyoming	66 65								
220	H	UNLV	70 73	257	H	San Jose St.	58 46								

Non-Div I Games: Bethesda Christian 81 63 Cal St. Stanislaus 65 36

Fresno St.

Furman

Through Games Of March 1, 2015

Average RPI Win:	254	WON-LOST	WINNING	LAST 10	STRENGTH OF	OPP. STRENGTH	TEAM	ADJ.	CONF.	ADJ CONF.
Average RPI Loss:	111	RECORD	PCT. RANK	GAMES	SCHEDULE	OF SCHEDULE	RPI	RPI	RPI	RPI
DIV. I ONLY	16- 12	129	6- 4	208	201	159	159	20	20	
DIV. I NON-CONF.	9- 5	102	0- 0	203	144	112	112	22	22	
TOTALS	RPI 1-25	RPI 26-50	W-L RECORDS	RPI 51-100	RPI 101-150	RPI 150+				
16- 12	0- 3	0- 1	OVERALL	0- 1	0- 3	16- 4				
10- 3	0- 1	0- 0	HOME	0- 0	0- 1	10- 1				
5- 7	0- 1	0- 0	AWAY	0- 1	0- 2	5- 3				
1- 2	0- 1	0- 1	NEUTRAL	0- 0	0- 0	1- 0				
9- 5	0- 1	0- 1	NON-CONFERENCE	0- 1	0- 1	9- 1				
6- 0	0- 0	0- 0	HOME	0- 0	0- 0	6- 0				
2- 3	0- 0	0- 0	AWAY	0- 1	0- 1	2- 1				
1- 2	0- 1	0- 1	NEUTRAL	0- 0	0- 0	1- 0				
7- 7	0- 2	0- 0	CONFERENCE	0- 0	0- 2	7- 3				
4- 3	0- 1	0- 0	HOME	0- 0	0- 1	4- 1				
3- 4	0- 1	0- 0	AWAY	0- 0	0- 1	3- 2				
0- 0	0- 0	0- 0	NEUTRAL	0- 0	0- 0	0- 0				

RPI 1-25			RPI 26-50			RPI 51-100			RPI 101+ Team's RPI: 159		
RPI	S	Opponent	Score	RPI	S	Opponent	Score	RPI	S	Opponent	Score
10	N	Florida St.	63 94	30	N	Washington	69 101	65	A	Georgia	51 58
19	A	Chattanooga	45 67					107	A	Elon	71 81
19	H	Chattanooga	40 47					112	A	East Tenn. St.	61 72
								112	H	East Tenn. St.	72 73
								169	H	Appalachian St.	84 79
								170	N	Hartford	53 43
								181	A	Mercer	58 55
								181	H	Mercer	82 88
								185	A	Clemson	69 79
								188	A	Winthrop	73 55
								194	A	Samford	65 76
								194	H	Samford	64 44
								218	H	USC Upstate	74 59
								221	H	San Diego St.	60 43
								254	H	Davidson	67 60
								285	A	South Carolina St.	65 46
								298	A	Western Caro.	64 77
								298	H	Western Caro.	84 72
								308	A	Wofford	70 53
								308	H	Wofford	58 56
								312	A	UNC Greensboro	78 70
								312	H	UNC Greensboro	77 68
								317	H	UNC Asheville	81 71
								327	H	Coastal Caro.	90 56
LAST 12 Division I GAMES:											
308	A	Wofford	70 53	312	A	UNC Greensboro	78 70				
298	A	Western Caro.	64 77	298	H	Western Caro.	84 72				
312	H	UNC Greensboro	77 68	308	H	Wofford	58 56				
194	H	Samford	64 44	19	A	Chattanooga	45 67				
181	H	Mercer	82 88	181	A	Mercer	58 55				
112	A	East Tenn. St.	61 72	194	A	Samford	65 76				

Non-Div I Games: North Greenville 75 50 Southern Wesleyan 96 73

Furman

Loss, Non-Conf, S Site, H Home A Away N Neutral

Ga. Southern

Through Games Of March 1, 2015

Average RPI Win:	260	WON-LOST	WINNING	LAST 10	STRENGTH OF	OPP. STRENGTH	TEAM	ADJ.	CONF.	ADJ CONF.
Average RPI Loss:	150	RECORD	PCT. RANK	GAMES	SCHEDULE	OF SCHEDULE	RPI	RPI	RPI	RPI
DIV. I ONLY	3- 23	340	0- 10	139	212	306	306	14	14	
DIV. I NON-CONF.	2- 6	281	0- 0	134	321	272	272	15	15	
TOTALS	RPI 1-25	RPI 26-50	W-L RECORDS	RPI 51-100	RPI 101-150	RPI 150+				
3- 23	0- 0	0- 4	OVERALL	0- 1	0- 6	3- 12				
1- 11	0- 0	0- 2	HOME	0- 0	0- 3	1- 6				
1- 11	0- 0	0- 2	AWAY	0- 1	0- 2	1- 6				
1- 1	0- 0	0- 0	NEUTRAL	0- 0	0- 1	1- 0				
2- 6	0- 0	0- 0	NON-CONFERENCE	0- 1	0- 2	2- 3				
1- 2	0- 0	0- 0	HOME	0- 0	0- 1	1- 1				
0- 3	0- 0	0- 0	AWAY	0- 1	0- 0	0- 2				
1- 1	0- 0	0- 0	NEUTRAL	0- 0	0- 1	1- 0				
1- 17	0- 0	0- 4	CONFERENCE	0- 0	0- 4	1- 9				
0- 9	0- 0	0- 2	HOME	0- 0	0- 2	0- 5				
1- 8	0- 0	0- 2	AWAY	0- 0	0- 2	1- 4				
0- 0	0- 0	0- 0	NEUTRAL	0- 0	0- 0	0- 0				

RPI 1-25				RPI 26-50				RPI 51-100				RPI 101+				Team's RPI: 306	
RPI	S	Opponent	Score	RPI	S	Opponent	Score	RPI	S	Opponent	Score	RPI	S	Opponent	Score		
				37	A	UALR	43 60	65	A	Georgia	52 93	108	A	Troy	74 84		
				37	H	UALR	44 58					108	H	Troy	93 99		
				47	A	Arkansas St.	63 86					127	A	Texas St.	57 67		
				47	H	Arkansas St.	73 81					127	H	Texas St.	65 79		
												143	N	Eastern Wash.	42 55		
												148	H	Kennesaw St.	51 72		
												163	A	La.-Lafayette	35 62		
												163	H	La.-Lafayette	57 69		
												169	A	Appalachian St.	39 66		
												169	H	Appalachian St.	74 77		
												172	A	Texas-Arlington	52 64		
												181	H	Mercer	61 84		
												197	A	Jacksonville St.	52 78		
												213	H	Jacksonville	78 65		
												216	A	La.-Monroe	66 72		
												216	H	La.-Monroe	50 58		
												230	H	Georgia St.	54 82		
												244	N	Southern U.	68 52		
												265	A	Lipscomb	74 80		
												322	A	South Ala.	67 53		
												322	H	South Ala.	63 80		
LAST 12 Division I GAMES:																	
				163	A	La.-Lafayette	35 62	216	H	La.-Monroe	50 58						
				169	A	Appalachian St.	39 66	230	H	Georgia St.	54 82						
				322	H	South Ala.	63 80	37	H	UALR	44 58						
				108	H	Troy	93 99	169	H	Appalachian St.	74 77						
				37	A	UALR	43 60	216	A	La.-Monroe	66 72						
				47	H	Arkansas St.	73 81	127	A	Texas St.	57 67						

Non-Div I Games: Toccoa Falls 84 36

Ga. Southern

■ Loss,
 ■ Non-Conf,
 ■ S Site,
 ■ Home
 ■ Away
 N Neutral

Average RPI Win:	297	WON-LOST	WINNING	LAST 10	STRENGTH OF	OPP. STRENGTH	TEAM	ADJ.	CONF.	ADJ CONF.
Average RPI Loss:	203	RECORD	PCT. RANK	GAMES	SCHEDULE	OF SCHEDULE	RPI	RPI	RPI	RPI
DIV. I ONLY	11- 16	236	6- 4	334	327	286	286	27	27	
DIV. I NON-CONF.	2- 5	259	0- 0	348	251	336	336	32	32	
TOTALS	RPI 1-25	RPI 26-50	W-L RECORDS	RPI 51-100	RPI 101-150	RPI 150+				
11- 16	0- 0	0- 0	OVERALL	0- 2	0- 1	11- 13				
6- 6	0- 0	0- 0	HOME	0- 1	0- 0	6- 5				
5- 10	0- 0	0- 0	AWAY	0- 1	0- 1	5- 8				
0- 0	0- 0	0- 0	NEUTRAL	0- 0	0- 0	0- 0				
2- 5	0- 0	0- 0	NON-CONFERENCE	0- 0	0- 1	2- 4				
1- 1	0- 0	0- 0	HOME	0- 0	0- 0	1- 1				
1- 4	0- 0	0- 0	AWAY	0- 0	0- 1	1- 3				
0- 0	0- 0	0- 0	NEUTRAL	0- 0	0- 0	0- 0				
9- 11	0- 0	0- 0	CONFERENCE	0- 2	0- 0	9- 9				
5- 5	0- 0	0- 0	HOME	0- 1	0- 0	5- 4				
4- 6	0- 0	0- 0	AWAY	0- 1	0- 0	4- 5				
0- 0	0- 0	0- 0	NEUTRAL	0- 0	0- 0	0- 0				

RPI S	Opponent	Score	RPI S	Opponent	Score	RPI S	Opponent	Score	RPI S	Opponent	Score	Team's RPI: 286
						81	A Liberty	47 56	148	A Kennesaw St.	47 50	
						81	H Liberty	48 61	158	A Indiana	54 115	
									169	A Appalachian St.	69 77	
									171	A High Point	57 72	
									171	H High Point	58 74	
									188	A Winthrop	79 65	
									188	H Winthrop	75 62	
									195	A Radford	49 59	
									195	H Radford	60 76	
									210	A Campbell	74 75	
									210	H Campbell	62 72	
									240	A Presbyterian	50 55	
									240	H Presbyterian	50 47	
									254	H Davidson	67 68	
									308	A Wofford	65 60	
									312	A UNC Greensboro	60 76	
									317	A UNC Asheville	66 58	
									317	H UNC Asheville	55 64	
									327	A Coastal Caro.	71 65	
									327	H Coastal Caro.	82 74	
									337	H N.C. Central	73 53	
									342	A Longwood	59 63	
									342	H Longwood	80 53	
									348	A Charleston So.	62 56	
									348	H Charleston So.	70 54	
LAST 12 Division I GAMES:												
171	H	High Point	58	74	81	H	Liberty	48	61			
317	A	UNC Asheville	66	58	240	H	Presbyterian	50	47			
210	H	Campbell	62	72	327	A	Coastal Caro.	71	65			
188	H	Winthrop	75	62	195	A	Radford	49	59			
348	A	Charleston So.	62	56	171	A	High Point	57	72			
342	H	Longwood	80	53	317	H	UNC Asheville	55	64			

Non-Div I Games: Montreat 118 37 Tenn. Temple 68 48

Gardner-Webb

Loss, Non-Conf, S Site, H Home A Away N Neutral

George Mason

Through Games Of March 1, 2015

Average RPI Win:	241	WON-LOST	WINNING	LAST 10	STRENGTH OF	OPP. STRENGTH	TEAM	ADJ.	CONF.	ADJ CONF.
Average RPI Loss:	127	RECORD	PCT. RANK	GAMES	SCHEDULE	OF SCHEDULE	RPI	RPI	RPI	RPI
DIV. I ONLY	13- 16	210	2- 8	251	132	233	233	6	6	
DIV. I NON-CONF.	8- 5	123	0- 0	347	319	273	273	6	6	
TOTALS	RPI 1-25	RPI 26-50	W-L RECORDS	RPI 51-100	RPI 101-150	RPI 150+				
13- 16	0- 3	0- 1	OVERALL	0- 3	2- 3	11- 6				
7- 6	0- 2	0- 0	HOME	0- 1	2- 2	5- 1				
3- 9	0- 1	0- 1	AWAY	0- 2	0- 1	3- 4				
3- 1	0- 0	0- 0	NEUTRAL	0- 0	0- 0	3- 1				
8- 5	0- 0	0- 0	NON-CONFERENCE	0- 0	0- 1	8- 4				
3- 2	0- 0	0- 0	HOME	0- 0	0- 1	3- 1				
2- 2	0- 0	0- 0	AWAY	0- 0	0- 0	2- 2				
3- 1	0- 0	0- 0	NEUTRAL	0- 0	0- 0	3- 1				
5- 11	0- 3	0- 1	CONFERENCE	0- 3	2- 2	3- 2				
4- 4	0- 2	0- 0	HOME	0- 1	2- 1	2- 0				
1- 7	0- 1	0- 1	AWAY	0- 2	0- 1	1- 2				
0- 0	0- 0	0- 0	NEUTRAL	0- 0	0- 0	0- 0				

RPI 1-25				RPI 26-50				RPI 51-100				RPI 101+ Team's RPI: 233			
RPI	S	Opponent	Score	RPI	S	Opponent	Score	RPI	S	Opponent	Score	RPI	S	Opponent	Score
14	H	Dayton	73 84	48	A	Duquesne	54 88	80	H	Fordham	55 79	112	H	East Tenn. St.	71 84
18	A	George Washington	45 80					91	A	Saint Joseph's	51 82	124	H	Rhode Island	45 57
18	H	George Washington	52 87					93	A	Richmond	49 77	129	A	VCU	66 70
												129	H	VCU	86 79
												146	H	St. Bonaventure	68 55
												162	A	Saint Louis	59 82
												162	H	Saint Louis	66 57
												176	A	La Salle	73 71
												188	N	Winthrop	69 57
												192	A	Massachusetts	79 85
												211	A	Navy	79 84
												216	N	La.-Monroe	65 53
												223	H	Virginia Tech	77 69
												241	A	Towson	70 72
												243	H	Morehead St.	70 79
												254	H	Davidson	63 60
												261	N	Abilene Christian	86 88
												281	H	Col. of Charleston	71 61
												320	A	Saint Francis (PA)	86 77
												342	A	Longwood	83 61
												347	H	Delaware St.	110 91
												349	N	Mississippi Val.	71 62
LAST 12 Division I GAMES:															
18	A	George Washington	45 80	254	H	Davidson	63 60	14	H	Dayton	73 84				
80	H	Fordham	55 79	18	H	George Washington	52 87	129	A	VCU	66 70				
162	A	Saint Louis	59 82	124	H	Rhode Island	45 57	93	A	Richmond	49 77				
91	A	Saint Joseph's	51 82												
129	H	VCU	86 79												
192	A	Massachusetts	79 85												

Non-Div I Games:

George Mason

■ Loss,
 ■ Non-Conf,
 ■ S Site,
 ■ H Home
 ■ A Away
 N Neutral

Average RPI Win:	142	WON-LOST	WINNING	LAST 10	STRENGTH OF	OPP. STRENGTH	TEAM	ADJ.	CONF.	ADJ CONF.
Average RPI Loss:	61	RECORD	PCT. RANK	GAMES	SCHEDULE	OF SCHEDULE	RPI	RPI	RPI	RPI
DIV. I ONLY	25- 3	11	9- 1	51	68	18	18	6	6	
DIV. I NON-CONF.	10- 2	31	0- 0	103	27	33	33	6	6	
TOTALS	RPI 1-25	RPI 26-50	W-L RECORDS	RPI 51-100	RPI 101-150	RPI 150+				
25- 3	2- 2	1- 0	OVERALL	8- 0	4- 0	10- 1				
13- 1	1- 1	1- 0	HOME	5- 0	1- 0	5- 0				
10- 2	1- 1	0- 0	AWAY	2- 0	2- 0	5- 1				
2- 0	0- 0	0- 0	NEUTRAL	1- 0	1- 0	0- 0				
10- 2	0- 2	0- 0	NON-CONFERENCE	4- 0	1- 0	5- 0				
5- 1	0- 1	0- 0	HOME	2- 0	0- 0	3- 0				
3- 1	0- 1	0- 0	AWAY	1- 0	0- 0	2- 0				
2- 0	0- 0	0- 0	NEUTRAL	1- 0	1- 0	0- 0				
15- 1	2- 0	1- 0	CONFERENCE	4- 0	3- 0	5- 1				
8- 0	1- 0	1- 0	HOME	3- 0	1- 0	2- 0				
7- 1	1- 0	0- 0	AWAY	1- 0	2- 0	3- 1				
0- 0	0- 0	0- 0	NEUTRAL	0- 0	0- 0	0- 0				

RPI	S	Opponent	Score
6	H	Maryland	65 75
14	A	Dayton	69 66
14	H	Dayton	67 56
15	A	FGCU	75 88

RPI	S	Opponent	Score
48	H	Duquesne	83 56

RPI	S	Opponent	Score
53	H	Fresno St.	73 64
58	A	American	63 52
59	H	St. Mary's (CA)	70 52
70	N	North Carolina St.	74 66
80	H	Fordham	83 65
91	H	Saint Joseph's	83 69
93	A	Richmond	81 69
93	H	Richmond	77 67

RPI	S	Opponent	Score
120	N	Purdue	79 59
124	A	Rhode Island	59 49
129	A	VCU	65 57
146	H	St. Bonaventure	70 48
160	H	Memphis	63 44
162	A	Saint Louis	61 79
176	A	La Salle	67 48
192	A	Massachusetts	69 54
233	A	George Mason	87 52
233	H	George Mason	80 45
241	A	Towson	82 48
254	H	Davidson	52 35
277	A	Loyola Maryland	72 49
289	H	Grambling	89 51
292	H	Georgetown	72 60

LAST 12 Division I GAMES:

233	H	George Mason	80 45	14	H	Dayton	67 56
93	A	Richmond	81 69	254	H	Davidson	52 35
80	H	Fordham	83 65	233	A	George Mason	87 52
129	A	VCU	65 57	176	A	La Salle	67 48
146	H	St. Bonaventure	70 48	48	H	Duquesne	83 56
162	A	Saint Louis	61 79	192	A	Massachusetts	69 54

Non-Div I Games: Bowie St. 88 45

George Washington

Georgetown

Through Games Of March 1, 2015

Average RPI Win:	278	WON-LOST	WINNING	LAST 10	STRENGTH OF	OPP. STRENGTH	TEAM	ADJ.	CONF.	ADJ CONF.
Average RPI Loss:	115	RECORD	PCT. RANK	GAMES	SCHEDULE	OF SCHEDULE	RPI	RPI	RPI	RPI
DIV. I ONLY	4- 26	335	0- 10	104	91	292	292	10	10	
DIV. I NON-CONF.	2- 10	311	0- 0	137	96	293	293	9	9	
TOTALS	RPI 1-25	RPI 26-50	W-L RECORDS	RPI 51-100	RPI 101-150	RPI 150+				
4- 26	0- 2	0- 4	OVERALL	0- 7	0- 6	4- 7				
4- 10	0- 0	0- 2	HOME	0- 3	0- 3	4- 2				
0- 13	0- 2	0- 2	AWAY	0- 4	0- 2	0- 3				
0- 3	0- 0	0- 0	NEUTRAL	0- 0	0- 1	0- 2				
2- 10	0- 2	0- 0	NON-CONFERENCE	0- 1	0- 4	2- 3				
2- 3	0- 0	0- 0	HOME	0- 0	0- 2	2- 1				
0- 4	0- 2	0- 0	AWAY	0- 1	0- 1	0- 0				
0- 3	0- 0	0- 0	NEUTRAL	0- 0	0- 1	0- 2				
2- 16	0- 0	0- 4	CONFERENCE	0- 6	0- 2	2- 4				
2- 7	0- 0	0- 2	HOME	0- 3	0- 1	2- 1				
0- 9	0- 0	0- 2	AWAY	0- 3	0- 1	0- 3				
0- 0	0- 0	0- 0	NEUTRAL	0- 0	0- 0	0- 0				

RPI 1-25			RPI 26-50			RPI 51-100			RPI 101+			Team's RPI: 292
RPI	S	Opponent	Score	RPI	S	Opponent	Score	RPI	S	Opponent	Score	
16	A	Princeton	54 83	40	A	Seton Hall	68 95	77	A	Villanova	57 69	102 A Kansas 42 55
18	A	George Washington	60 72	40	H	Seton Hall	85 99	77	H	Villanova	48 64	131 N Temple 58 81
				49	A	DePaul	52 93	85	A	Creighton	61 76	132 A Butler 58 63
				49	H	DePaul	85 105	85	H	Creighton	62 71	132 H Butler 56 65
								88	A	St. John's (NY)	61 75	146 H St. Bonaventure 64 70
								88	H	St. John's (NY)	57 74	147 H Florida 73 81
								93	A	Richmond	57 65	160 H Memphis 46 63
												179 N Holy Cross 69 73
												183 N Alabama 58 72
												187 A Xavier 55 63
												187 H Xavier 55 60
												253 A Marquette 73 80
												253 H Marquette 83 76
												256 A Providence 66 81
												256 H Providence 69 61
												277 H Loyola Maryland 71 44
												325 H UMES 88 75
LAST 12 Division I GAMES:												
256	A	Providence	66 81	77	H	Villanova	48 64					
85	H	Creighton	62 71	253	A	Marquette	73 80					
88	A	St. John's (NY)	61 75	49	A	DePaul	52 93					
40	A	Seton Hall	68 95	40	H	Seton Hall	85 99					
132	H	Butler	56 65	88	H	St. John's (NY)	57 74					
187	H	Xavier	55 60	132	A	Butler	58 63					

Non-Div I Games:

Georgetown

■ Loss,
■ Non-Conf,
■ S Site,
■ H Home
■ A Away
N Neutral

Georgia

Through Games Of March 1, 2015

Average RPI Win:	167	WON-LOST	WINNING	LAST 10	STRENGTH OF	OPP. STRENGTH	TEAM	ADJ.	CONF.	ADJ CONF.
Average RPI Loss:	54	RECORD	PCT. RANK	GAMES	SCHEDULE	OF SCHEDULE	RPI	RPI	RPI	RPI
DIV. I ONLY	18- 11	94	2- 8	61	49	65	65	2	2	
DIV. I NON-CONF.	12- 1	7	0- 0	231	178	46	46	4	4	
TOTALS	RPI 1-25	RPI 26-50	W-L RECORDS	RPI 51-100	RPI 101-150	RPI 150+				
18- 11	0- 4	2- 3	OVERALL	5- 2	1- 1	10- 1				
12- 4	0- 2	1- 0	HOME	4- 0	0- 1	7- 1				
6- 7	0- 2	1- 3	AWAY	1- 2	1- 0	3- 0				
0- 0	0- 0	0- 0	NEUTRAL	0- 0	0- 0	0- 0				
12- 1	0- 0	1- 1	NON-CONFERENCE	3- 0	0- 0	8- 0				
8- 0	0- 0	0- 0	HOME	2- 0	0- 0	6- 0				
4- 1	0- 0	1- 1	AWAY	1- 0	0- 0	2- 0				
0- 0	0- 0	0- 0	NEUTRAL	0- 0	0- 0	0- 0				
6- 10	0- 4	1- 2	CONFERENCE	2- 2	1- 1	2- 1				
4- 4	0- 2	1- 0	HOME	2- 0	0- 1	1- 1				
2- 6	0- 2	0- 2	AWAY	0- 2	1- 0	1- 0				
0- 0	0- 0	0- 0	NEUTRAL	0- 0	0- 0	0- 0				

RPI 1-25				RPI 26-50				RPI 51-100				RPI 101+			
RPI	S	Opponent	Score	RPI	S	Opponent	Score	RPI	S	Opponent	Score	RPI	S	Opponent	Score
2	A	Tennessee	51 59	26	A	Mississippi St.	56 64	62	H	Vanderbilt	64 53	147	A	Florida	52 45
2	H	Tennessee	59 70	28	H	Texas A&M	54 51	63	H	TCU	62 53	147	H	Florida	48 51
4	H	South Carolina	35 58	35	A	Ohio St.	67 59	71	A	LSU	52 64	154	A	Auburn	57 52
9	A	Kentucky	72 80	40	A	Seton Hall	51 70	84	A	Georgia Tech	64 57	154	H	Auburn	26 44
				46	A	Arkansas	48 54	86	H	Michigan St.	69 60	159	H	Furman	58 51
								96	H	Missouri	69 48	181	A	Mercer	68 49
								97	A	Ole Miss	52 55	183	H	Alabama	64 47
												191	H	Belmont	62 43
												262	H	Colgate	66 35
												296	H	Morgan St.	68 36
												306	H	Ga. Southern	93 52
												334	A	Tennessee Tech	74 51
												340	H	Coppin St.	49 29
LAST 12 Division I GAMES:															
147	A	Florida	52 45	4	H	South Carolina	35 58								
2	H	Tennessee	59 70	9	A	Kentucky	72 80								
154	H	Auburn	26 44	2	A	Tennessee	51 59								
71	A	LSU	52 64	28	H	Texas A&M	54 51								
147	H	Florida	48 51	62	H	Vanderbilt	64 53								
46	A	Arkansas	48 54	97	A	Ole Miss	52 55								

Non-Div I Games:

Georgia

■ Loss,
 ■ Non-Conf,
 ■ S Site,
 ■ H Home
 ■ A Away
 N Neutral

Average RPI Win:	236	WON-LOST	WINNING	LAST 10	STRENGTH OF	OPP. STRENGTH	TEAM	ADJ.	CONF.	ADJ CONF.
Average RPI Loss:	122	RECORD	PCT. RANK	GAMES	SCHEDULE	OF SCHEDULE	RPI	RPI	RPI	RPI
DIV. I ONLY	11- 15	226	4- 6	166	189	230	230	14	14	
DIV. I NON-CONF.	4- 4	158	0- 0	251	277	247	247	15	15	
TOTALS	RPI 1-25	RPI 26-50	W-L RECORDS	RPI 51-100	RPI 101-150	RPI 150+				
11- 15	0- 0	0- 4	OVERALL	0- 1	1- 4	10- 6				
7- 8	0- 0	0- 2	HOME	0- 1	1- 2	6- 3				
4- 7	0- 0	0- 2	AWAY	0- 0	0- 2	4- 3				
0- 0	0- 0	0- 0	NEUTRAL	0- 0	0- 0	0- 0				
4- 4	0- 0	0- 0	NON-CONFERENCE	0- 1	0- 1	4- 2				
3- 3	0- 0	0- 0	HOME	0- 1	0- 1	3- 1				
1- 1	0- 0	0- 0	AWAY	0- 0	0- 0	1- 1				
0- 0	0- 0	0- 0	NEUTRAL	0- 0	0- 0	0- 0				
7- 11	0- 0	0- 4	CONFERENCE	0- 0	1- 3	6- 4				
4- 5	0- 0	0- 2	HOME	0- 0	1- 1	3- 2				
3- 6	0- 0	0- 2	AWAY	0- 0	0- 2	3- 2				
0- 0	0- 0	0- 0	NEUTRAL	0- 0	0- 0	0- 0				

RPI S	Opponent	Score	RPI S	Opponent	Score	RPI S	Opponent	Score	RPI S	Opponent	Score	Team's RPI: 230
37	A UALR	56	37	H UALR	75	81	H Liberty	71	108	A Troy	88	
47	A Arkansas St.	76	47	H Arkansas St.	61				108	H Troy	96	
									127	A Texas St.	71	
									127	H Texas St.	69	
									148	H Kennesaw St.	73	
									163	A La.-Lafayette	68	
									163	H La.-Lafayette	63	
									169	A Appalachian St.	71	
									169	H Appalachian St.	70	
									172	A Texas-Arlington	57	
									172	H Texas-Arlington	45	
									176	H La Salle	76	
									192	H Massachusetts	66	
									194	H Samford	56	
									216	H La.-Monroe	72	
									243	A Morehead St.	74	
									245	A North Florida	59	
									306	A Ga. Southern	54	
									322	A South Ala.	78	
									322	H South Ala.	54	
									334	H Tennessee Tech	60	
LAST 12 Division I GAMES:												
108	A Troy	88	306	A Ga. Southern	54	47	H Arkansas St.	61				
37	A UALR	56	172	A Texas-Arlington	57	163	H La.-Lafayette	63				
169	H Appalachian St.	70	47	A Arkansas St.	76							
322	H South Ala.	54	169	A Appalachian St.	71							
127	A Texas St.	71										
322	A South Ala.	78										

Non-Div I Games: Thomas (GA) 101 55

Georgia St.

■ Loss,
 ■ Non-Conf,
 ■ S Site,
 ■ H Home
 ■ A Away
 N Neutral

Average RPI Win:	197	WON-LOST	WINNING	LAST 10	STRENGTH OF	OPP. STRENGTH	TEAM	ADJ.	CONF.	ADJ CONF.
Average RPI Loss:	35	RECORD	PCT. RANK	GAMES	SCHEDULE	OF SCHEDULE	RPI	RPI	RPI	RPI
DIV. I ONLY	17- 13	137	5- 5	45	52	84	84	3	3	
DIV. I NON-CONF.	10- 4	80	0- 0	188	233	113	113	3	3	
TOTALS	RPI 1-25	RPI 26-50	W-L RECORDS	RPI 51-100	RPI 101-150	RPI 150+				
17- 13	1- 6	0- 3	OVERALL	2- 4	3- 0	11- 0				
10- 6	1- 2	0- 2	HOME	0- 2	2- 0	7- 0				
6- 5	0- 3	0- 0	AWAY	1- 2	1- 0	4- 0				
1- 2	0- 1	0- 1	NEUTRAL	1- 0	0- 0	0- 0				
10- 4	0- 1	0- 1	NON-CONFERENCE	1- 2	2- 0	7- 0				
7- 1	0- 0	0- 0	HOME	0- 1	2- 0	5- 0				
2- 1	0- 0	0- 0	AWAY	0- 1	0- 0	2- 0				
1- 2	0- 1	0- 1	NEUTRAL	1- 0	0- 0	0- 0				
7- 9	1- 5	0- 2	CONFERENCE	1- 2	1- 0	4- 0				
3- 5	1- 2	0- 2	HOME	0- 1	0- 0	2- 0				
4- 4	0- 3	0- 0	AWAY	1- 1	1- 0	2- 0				
0- 0	0- 0	0- 0	NEUTRAL	0- 0	0- 0	0- 0				

RPI 1-25				RPI 26-50				RPI 51-100 Team's RPI: 84				RPI 101+			
RPI	S	Opponent	Score	RPI	S	Opponent	Score	RPI	S	Opponent	Score	RPI	S	Opponent	Score
1	A	Notre Dame	76 89	29	H	Syracuse	60 65	65	H	Georgia	57 64	105	A	Boston College	80 77
1	H	Notre Dame	61 71	33	H	Pittsburgh	72 75	70	H	North Carolina St.	64 65	139	H	Louisiana Tech	96 81
8	A	Louisville	48 75	39	N	Minnesota	69 72	77	N	Villanova	71 63	148	H	Kennesaw St.	77 48
10	H	Florida St.	62 82					78	A	Miami (FL)	59 64	185	A	Clemson	71 59
12	A	North Carolina	81 96					86	A	Michigan St.	73 79	185	H	Clemson	74 66
13	H	Duke	71 62					100	A	Virginia	68 62	207	A	Wake Forest	67 60
22	N	Green Bay	50 71									223	H	Virginia Tech	79 71
LAST 12 Division I GAMES:															
207	A	Wake Forest	67 60	29	H	Syracuse	60 65	223	H	Virginia Tech	79 71	10	H	Florida St.	62 82
13	H	Duke	71 62					100	A	Virginia	68 62	1	A	Notre Dame	76 89
185	A	Clemson	71 59					33	H	Pittsburgh	72 75				
1	H	Notre Dame	61 71												
78	A	Miami (FL)	59 64												
70	H	North Carolina St.	64 65												

Non-Div I Games:

Georgia Tech

■ Loss,
■ Non-Conf,
■ S Site,
■ H Home
■ A Away
N Neutral

Gonzaga

Through Games Of March 1, 2015

Average RPI Win:	176	WON-LOST	WINNING	LAST 10	STRENGTH OF	OPP. STRENGTH	TEAM	ADJ.	CONF.	ADJ CONF.
Average RPI Loss:	46	RECORD	PCT. RANK	GAMES	SCHEDULE	OF SCHEDULE	RPI	RPI	RPI	RPI
DIV. I ONLY	23- 6	27	8- 2	80	87	38	38	9	9	
DIV. I NON-CONF.	7- 4	107	0- 0	66	72	65	65	7	7	
TOTALS	RPI 1-25	RPI 26-50	W-L RECORDS	RPI 51-100	RPI 101-150	RPI 150+				
23- 6	1- 1	0- 1	OVERALL	6- 4	1- 0	15- 0				
12- 2	1- 0	0- 0	HOME	3- 2	0- 0	8- 0				
11- 2	0- 0	0- 0	AWAY	3- 0	1- 0	7- 0				
0- 2	0- 1	0- 0	NEUTRAL	0- 1	0- 0	0- 0				
7- 4	1- 1	0- 1	NON-CONFERENCE	0- 2	1- 0	5- 0				
4- 1	1- 0	0- 0	HOME	0- 1	0- 0	3- 0				
3- 1	0- 0	0- 1	AWAY	0- 0	1- 0	2- 0				
0- 2	0- 1	0- 0	NEUTRAL	0- 1	0- 0	0- 0				
16- 2	0- 0	0- 0	CONFERENCE	6- 2	0- 0	10- 0				
8- 1	0- 0	0- 0	HOME	3- 1	0- 0	5- 0				
8- 1	0- 0	0- 0	AWAY	3- 1	0- 0	5- 0				
0- 0	0- 0	0- 0	NEUTRAL	0- 0	0- 0	0- 0				

RPI 1-25				RPI 26-50				Team's RPI: 38				RPI 51-100				RPI 101+			
RPI	S	Opponent	Score	RPI	S	Opponent	Score	RPI	S	Opponent	Score	RPI	S	Opponent	Score	RPI	S	Opponent	Score
7	N	Iowa	67 79	34	A	Northwestern	43 62	51	A	San Diego	62 75	143	A	Eastern Wash.	61 60				
14	H	Dayton	75 65					51	H	San Diego	67 49	168	A	San Francisco	75 64				
								54	A	Pacific	73 63	168	H	San Francisco	91 84				
								54	H	Pacific	59 71	186	A	Montana St.	89 60				
								58	N	American	56 59	206	A	Wyoming	70 56				
								59	A	St. Mary's (CA)	52 42	217	A	Pepperdine	78 56				
								59	H	St. Mary's (CA)	80 72	217	H	Pepperdine	73 64				
								74	H	Washington St.	58 59	228	A	Santa Clara	78 70				
								75	A	BYU	73 66	228	H	Santa Clara	76 49				
								75	H	BYU	78 62	237	H	Idaho St.	88 63				
												239	H	Southern Utah	70 51				
												275	A	Loyola Marymount	82 59				
												275	H	Loyola Marymount	76 62				
												282	A	Portland	85 63				
												282	H	Portland	79 57				
												307	H	Portland St.	73 41				
LAST 12 Division I GAMES:																			
75	A	BYU	73 66	168	H	San Francisco	91 84												
51	A	San Diego	62 75	228	H	Santa Clara	76 49												
54	H	Pacific	59 71	282	A	Portland	85 63												
59	H	St. Mary's (CA)	80 72	54	A	Pacific	73 63												
217	A	Pepperdine	78 56	59	A	St. Mary's (CA)	52 42												
275	A	Loyola Marymount	82 59	275	H	Loyola Marymount	76 62												

Non-Div I Games:

Gonzaga

■ Loss,
 ■ Non-Conf, S Site,
 ■ Home
 ■ Away
 N Neutral

CUMULATIVE				THROUGH GAMES OF MARCH 17, 1919						
Average RPI Win:	306	WON-LOST	WINNING	LAST 10	STRENGTH OF	OPP. STRENGTH	TEAM	ADJ.	CONF.	ADJ CONF.
Average RPI Loss:	176	RECORD	PCT. RANK	GAMES	SCHEDULE	OF SCHEDULE	RPI	RPI	RPI	RPI
DIV. I ONLY	7- 17	285	4- 6	282	306	289	289	33	33	
DIV. I NON-CONF.	1- 8	322	0- 0	80	4	255	255	31	31	

TOTALS	RPI 1-25		RPI 26-50		W-L RECORDS		RPI 51-100		RPI 101-150	RPI 150+
7- 17	0- 1		0- 2		OVERALL		0- 3		0- 0	7- 11
5- 3	0- 0		0- 0		HOME		0- 0		0- 0	5- 3
2- 14	0- 1		0- 2		AWAY		0- 3		0- 0	2- 8
0- 0	0- 0		0- 0		NEUTRAL		0- 0		0- 0	0- 0
1- 8	0- 1		0- 2		NON-CONFERENCE		0- 3		0- 0	1- 2
1- 0	0- 0		0- 0		HOME		0- 0		0- 0	1- 0
0- 8	0- 1		0- 2		AWAY		0- 3		0- 0	0- 2
0- 0	0- 0		0- 0		NEUTRAL		0- 0		0- 0	0- 0
6- 9	0- 0		0- 0		CONFERENCE		0- 0		0- 0	6- 9
4- 3	0- 0		0- 0		HOME		0- 0		0- 0	4- 3
2- 6	0- 0		0- 0		AWAY		0- 0		0- 0	2- 6
0- 0	0- 0		0- 0		NEUTRAL		0- 0		0- 0	0- 0

RPI 1-25					RPI 26-50					RPI 51-100					RPI 101+					Team's RPI: 289	
RPI	S	Opponent	Score		RPI	S	Opponent	Score		RPI	S	Opponent	Score		RPI	S	Opponent	Score			
18	A	George Washington	51	89	30	A	Washington	53	84	73	A	Kansas St.	38	61	154	A	Auburn	42	92		
					46	A	Arkansas	35	77	84	A	Georgia Tech	64	97	193	A	Texas Southern	33	74		
										97	A	Ole Miss	67	92	193	H	Texas Southern	38	67		
															205	A	Arizona	51	65		
															214	H	Northwestern St.	44	41		
															231	A	Prairie View	57	85		
															231	H	Prairie View	51	59		
															244	A	Southern U.	52	80		
															244	H	Southern U.	57	56		
															279	A	Jackson St.	56	70		
															279	H	Jackson St.	55	64		
															291	A	Alabama St.	30	53		
															329	A	Alcorn	82	57		
															329	H	Alcorn	64	57		
															339	A	Ark.-Pine Bluff	59	45		
															339	H	Ark.-Pine Bluff	75	56		
															344	A	Alabama A&M	56	59		
															349	H	Mississippi Val.	62	31		
LAST 12 Division I GAMES:																					
					339	A	Ark.-Pine Bluff	59	45	349	H	Mississippi Val.	62	31							
					279	A	Jackson St.	56	70	339	H	Ark.-Pine Bluff	75	56							
					231	H	Prairie View	51	59	279	H	Jackson St.	55	64							
					193	H	Texas Southern	38	67	231	A	Prairie View	57	85							
					329	A	Alcorn	82	57	193	A	Texas Southern	33	74							
					244	A	Southern U.	52	80	329	H	Alcorn	64	57							

Non-Div I Games:	LSU-Shreveport	67	58	Tougaloo	98	59
------------------	----------------	----	----	----------	----	----

Grambling

■ Loss, ■ Non-Conf, S Site, H Home A Away N Neutral

Grand Canyon

Through Games Of March 1, 2015

Average RPI Win:	291	WON-LOST	WINNING	LAST 10	STRENGTH OF	OPP. STRENGTH	TEAM	ADJ.	CONF.	ADJ CONF.
Average RPI Loss:	189	RECORD	PCT. RANK	GAMES	SCHEDULE	OF SCHEDULE	RPI	RPI	RPI	RPI
DIV. I ONLY	11- 13	208	7- 3	327	305	273	273	30	30	
DIV. I NON-CONF.	4- 7	221	0- 0	324	230	295	295	30	30	
TOTALS	RPI 1-25	RPI 26-50	W-L RECORDS	RPI 51-100	RPI 101-150	RPI 150+				
11- 13	0- 1	0- 0	OVERALL	0- 0	0- 4	11- 8				
6- 6	0- 1	0- 0	HOME	0- 0	0- 2	6- 3				
5- 6	0- 0	0- 0	AWAY	0- 0	0- 2	5- 4				
0- 1	0- 0	0- 0	NEUTRAL	0- 0	0- 0	0- 1				
4- 7	0- 1	0- 0	NON-CONFERENCE	0- 0	0- 0	4- 6				
2- 3	0- 1	0- 0	HOME	0- 0	0- 0	2- 2				
2- 3	0- 0	0- 0	AWAY	0- 0	0- 0	2- 3				
0- 1	0- 0	0- 0	NEUTRAL	0- 0	0- 0	0- 1				
7- 6	0- 0	0- 0	CONFERENCE	0- 0	0- 4	7- 2				
4- 3	0- 0	0- 0	HOME	0- 0	0- 2	4- 1				
3- 3	0- 0	0- 0	AWAY	0- 0	0- 2	3- 1				
0- 0	0- 0	0- 0	NEUTRAL	0- 0	0- 0	0- 0				

RPI 1-25				RPI 26-50				RPI 51-100				RPI 101+ Team's RPI: 273			
RPI	S	Opponent	Score	RPI	S	Opponent	Score	RPI	S	Opponent	Score	RPI	S	Opponent	Score
8	H	Louisville	51 65									115	A	Bakersfield	67 90
												115	H	Bakersfield	60 65
												123	A	New Mexico St.	60 61
												123	H	New Mexico St.	62 74
												151	A	Northern Colo.	47 66
												165	N	Northern Ky.	45 52
												167	A	Oral Roberts	54 51
												209	A	Tex.-Pan American	75 63
												209	H	Tex.-Pan American	69 54
												211	A	Navy	51 60
												250	A	Austin Peay	77 84
												260	H	North Dakota St.	69 54
												272	H	UC Irvine	53 54
												287	H	Nevada	52 64
												311	H	Seattle	56 59
												318	H	New Orleans	59 57
												326	A	Utah Valley	50 52
												326	H	Utah Valley	60 50
												338	A	Incarnate Word	72 67
												341	A	UMKC	65 59
												341	H	UMKC	57 42
												346	A	Chicago St.	76 51
												346	H	Chicago St.	73 49
LAST 12 Division I GAMES:															
341	H	UMKC	57 42	311	H	Seattle	56 59								
346	H	Chicago St.	73 49	346	A	Chicago St.	76 51								
123	A	New Mexico St.	60 61	341	A	UMKC	65 59								
209	A	Tex.-Pan American	75 63	209	H	Tex.-Pan American	69 54								
326	H	Utah Valley	60 50	123	H	New Mexico St.	62 74								
115	H	Bakersfield	60 65	326	A	Utah Valley	50 52								

Non-Div I Games: Western St. 76 52 San Diego Christian 87 44

Grand Canyon

Loss, Non-Conf, S Site, H Home A Away N Neutral

Average RPI Win:	159	WON-LOST	WINNING	LAST 10	STRENGTH OF	OPP. STRENGTH	TEAM	ADJ.	CONF.	ADJ CONF.
Average RPI Loss:	79	RECORD	PCT. RANK	GAMES	SCHEDULE	OF SCHEDULE	RPI	RPI	RPI	RPI
DIV. I ONLY	23- 4	20	7- 2	76	83	22	22	12	12	
DIV. I NON-CONF.	9- 3	60	0- 1	55	3	20	20	13	13	
TOTALS	RPI 1-25	RPI 26-50	W-L RECORDS	RPI 51-100	RPI 101-150	RPI 150+				
23- 4	1- 2	1- 0	OVERALL	7- 1	4- 0	10- 1				
10- 1	0- 0	1- 0	HOME	3- 0	2- 0	4- 1				
11- 2	0- 1	0- 0	AWAY	3- 1	2- 0	6- 0				
2- 1	1- 1	0- 0	NEUTRAL	1- 0	0- 0	0- 0				
9- 3	1- 2	1- 0	NON-CONFERENCE	3- 1	2- 0	2- 0				
4- 0	0- 0	1- 0	HOME	1- 0	1- 0	1- 0				
3- 2	0- 1	0- 0	AWAY	1- 1	1- 0	1- 0				
2- 1	1- 1	0- 0	NEUTRAL	1- 0	0- 0	0- 0				
14- 1	0- 0	0- 0	CONFERENCE	4- 0	2- 0	8- 1				
6- 1	0- 0	0- 0	HOME	2- 0	1- 0	3- 1				
8- 0	0- 0	0- 0	AWAY	2- 0	1- 0	5- 0				
0- 0	0- 0	0- 0	NEUTRAL	0- 0	0- 0	0- 0				

RPI	S	Opponent	Score	RPI	S	Opponent	Score	RPI	S	Opponent	Score	RPI	S	Opponent	Score
5	N	UConn	53 89	48	H	Duquesne	84 52	56	A	South Dakota St.	77 75	118	A	Cleveland St.	65 61
14	A	Dayton	66 72					62	A	Vanderbilt	64 68	118	H	Cleveland St.	74 50
17	N	Arizona St.	63 57					69	A	Youngstown St.	73 27	120	A	Purdue	81 78
								69	H	Youngstown St.	66 43	142	H	Wisconsin	53 43
								84	N	Georgia Tech	71 50	204	A	Ill.-Chicago	64 45
								92	H	Western Mich.	70 55	204	H	Ill.-Chicago	71 32
								95	A	Wright St.	68 59	235	A	Detroit	75 58
								95	H	Wright St.	61 45	236	A	Oakland	70 55
												236	H	Oakland	67 70
												253	A	Marquette	94 66
												268	A	Valparaiso	67 52
												268	H	Valparaiso	87 45
												276	A	Milwaukee	79 62
												276	H	Milwaukee	63 37
												303	H	Vermont	60 40
LAST 12 Division I GAMES:															
5	N	UConn	53 89	95	H	Wright St.	61 45								
69	A	Youngstown St.	73 27	118	H	Cleveland St.	74 50								
236	A	Oakland	70 55	236	H	Oakland	67 70								
204	H	Ill.-Chicago	71 32	204	A	Ill.-Chicago	64 45								
268	H	Valparaiso	87 45	268	A	Valparaiso	67 52								
276	A	Milwaukee	79 62	235	A	Detroit	75 58								

Non-Div I Games: Davenport 53 40

Green Bay

Loss, Non-Conf, S Site, H Home A Away N Neutral

Average RPI Win:	268	WON-LOST	WINNING	LAST 10	STRENGTH OF	OPP. STRENGTH	TEAM	ADJ.	CONF.	ADJ CONF.
Average RPI Loss:	78	RECORD	PCT. RANK	GAMES	SCHEDULE	OF SCHEDULE	RPI	RPI	RPI	RPI
DIV. I ONLY	16- 11	111	8- 2	134	272	109	109	31	31	
DIV. I NON-CONF.	4- 9	243	0- 0	2	42	64	64	29	29	
TOTALS	RPI 1-25	RPI 26-50	W-L RECORDS	RPI 51-100	RPI 101-150	RPI 150+				
16- 11	0- 3	0- 3	OVERALL	2- 2	0- 1	14- 2				
7- 3	0- 2	0- 0	HOME	0- 1	0- 0	7- 0				
7- 8	0- 1	0- 3	AWAY	2- 1	0- 1	5- 2				
2- 0	0- 0	0- 0	NEUTRAL	0- 0	0- 0	2- 0				
4- 9	0- 3	0- 3	NON-CONFERENCE	2- 2	0- 1	2- 0				
0- 3	0- 2	0- 0	HOME	0- 1	0- 0	0- 0				
2- 6	0- 1	0- 3	AWAY	2- 1	0- 1	0- 0				
2- 0	0- 0	0- 0	NEUTRAL	0- 0	0- 0	2- 0				
12- 2	0- 0	0- 0	CONFERENCE	0- 0	0- 0	12- 2				
7- 0	0- 0	0- 0	HOME	0- 0	0- 0	7- 0				
5- 2	0- 0	0- 0	AWAY	0- 0	0- 0	5- 2				
0- 0	0- 0	0- 0	NEUTRAL	0- 0	0- 0	0- 0				

RPI 1-25				RPI 26-50				RPI 51-100				RPI 101+ Team's RPI: 109			
RPI	S	Opponent	Score	RPI	S	Opponent	Score	RPI	S	Opponent	Score	RPI	S	Opponent	Score
4	H	South Carolina	49 69	31	A	Quinnipiac	59 87	55	A	Penn	58 43	125	A	Lehigh	67 85
16	H	Princeton	63 75	34	A	Northwestern	36 62	73	A	Kansas St.	46 66	154	N	Auburn	44 42
25	A	James Madison	53 85	49	A	DePaul	67 86	74	H	Washington St.	60 74	161	A	Savannah St.	55 61
								93	A	Richmond	64 53	200	H	N.C. A&T	54 48
												248	A	Bethune-Cookman	61 54
												271	A	Norfolk St.	66 71
												285	A	South Carolina St.	88 53
												294	N	Bowling Green	64 53
												296	A	Morgan St.	78 44
												296	H	Morgan St.	63 43
												325	H	UMES	71 43
												336	A	Florida A&M	80 52
												337	H	N.C. Central	75 36
												340	H	Coppin St.	69 44
												343	A	Howard	106 57
												343	H	Howard	80 61
												347	H	Delaware St.	74 61
LAST 12 Division I GAMES:															
343	A	Howard	106 57	271	A	Norfolk St.	66 71								
340	H	Coppin St.	69 44	285	A	South Carolina St.	88 53								
347	H	Delaware St.	74 61	161	A	Savannah St.	55 61								
296	A	Morgan St.	78 44	337	H	N.C. Central	75 36								
343	H	Howard	80 61	200	H	N.C. A&T	54 48								
325	H	UMES	71 43	336	A	Florida A&M	80 52								

Non-Div I Games:

Hampton

■ Loss,
 ■ Non-Conf, S Site,
 ■ Home
 ■ Away
 N Neutral

Hartford

Through Games Of March 1, 2015

Average RPI Win: 229	WON-LOST	WINNING	LAST 10	STRENGTH OF	OPP. STRENGTH	TEAM	ADJ.	CONF.	ADJ CONF.
Average RPI Loss: 121	RECORD	PCT. RANK	GAMES	SCHEDULE	OF SCHEDULE	RPI	RPI	RPI	RPI
DIV. I ONLY	14- 16	194	4- 6	106	188	170	170	23	23
DIV. I NON-CONF.	6- 8	197	0- 0	37	87	119	119	23	23
TOTALS	RPI 1-25	RPI 26-50	W-L RECORDS	RPI 51-100	RPI 101-150	RPI 150+			
14- 16	0- 2	0- 2	OVERALL	0- 4	2- 1	12- 7			
7- 6	0- 0	0- 1	HOME	0- 2	0- 1	7- 2			
6- 6	0- 0	0- 0	AWAY	0- 2	2- 0	4- 4			
1- 4	0- 2	0- 1	NEUTRAL	0- 0	0- 0	1- 1			
6- 8	0- 2	0- 2	NON-CONFERENCE	0- 0	2- 1	4- 3			
3- 2	0- 0	0- 1	HOME	0- 0	0- 1	3- 0			
2- 2	0- 0	0- 0	AWAY	0- 0	2- 0	0- 2			
1- 4	0- 2	0- 1	NEUTRAL	0- 0	0- 0	1- 1			
8- 8	0- 0	0- 0	CONFERENCE	0- 4	0- 0	8- 4			
4- 4	0- 0	0- 0	HOME	0- 2	0- 0	4- 2			
4- 4	0- 0	0- 0	AWAY	0- 2	0- 0	4- 2			
0- 0	0- 0	0- 0	NEUTRAL	0- 0	0- 0	0- 0			

RPI 1-25			RPI 26-50			RPI 51-100			RPI 101+ Team's RPI: 170		
RPI	S	Opponent	Score	RPI	S	Opponent	Score	RPI	S	Opponent	Score
10	N	Florida St.	59 69	30	N	Washington	70 81	82	A	Albany (NY)	58 82
16	N	Princeton	51 64	31	H	Quinnipiac	58 70	82	H	Albany (NY)	50 65
								83	A	Maine	45 63
								83	H	Maine	57 68
LAST 12 Division I GAMES:											
178	H	Stony Brook	56 49	324	A	Binghamton	51 46	105	H	Boston College	61 73
82	H	Albany (NY)	50 65	303	H	Vermont	60 49	117	A	Cornell	48 46
270	A	UMBC	51 53	178	A	Stony Brook	60 58	150	A	Central Conn. St.	75 63
201	A	New Hampshire	50 55	82	A	Albany (NY)	58 82	152	A	Dartmouth	43 49
224	H	UMass Lowell	62 65	201	H	New Hampshire	63 65	159	N	Furman	43 53
83	A	Maine	45 63	270	H	UMBC	70 63	161	N	Savannah St.	59 55
				303	A	Vermont	62 46	178	A	Stony Brook	60 58
				324	A	Binghamton	51 46	178	H	Stony Brook	56 49
				270	H	UMBC	70 63	199	H	Sacred Heart	68 63
								201	A	New Hampshire	50 55
								201	H	New Hampshire	63 65
								208	A	Lafayette	59 74
								219	H	Penn St.	62 57
								224	A	UMass Lowell	67 56
								224	H	UMass Lowell	62 65
								256	H	Providence	57 54
								270	A	UMBC	51 53
								303	A	Vermont	62 46
								303	H	Vermont	60 49
								324	A	Binghamton	51 46
								324	H	Binghamton	59 44

Non-Div I Games:

Hartford

■ Loss,
 ■ Non-Conf,
 ■ S Site,
 ■ H Home
 ■ A Away
 N Neutral

Harvard

Through Games Of March 1, 2015

Average RPI Win: 193	WON-LOST	WINNING	LAST 10	STRENGTH OF	OPP. STRENGTH	TEAM	ADJ.	CONF.	ADJ CONF.
Average RPI Loss: 108	RECORD	PCT. RANK	GAMES	SCHEDULE	OF SCHEDULE	RPI	RPI	RPI	RPI
DIV. I ONLY	12- 14	203	4- 6	46	109	130	130	7	7
DIV. I NON-CONF.	7- 7	158	1- 0	107	100	140	140	10	10
TOTALS	RPI 1-25	RPI 26-50	W-L RECORDS	RPI 51-100	RPI 101-150	RPI 150+			
12- 14	0- 5	1- 0	OVERALL	0- 3	3- 2	8- 4			
6- 6	0- 3	0- 0	HOME	0- 1	2- 0	4- 2			
3- 6	0- 2	0- 0	AWAY	0- 2	1- 0	2- 2			
3- 2	0- 0	1- 0	NEUTRAL	0- 0	0- 2	2- 0			
7- 7	0- 3	1- 0	NON-CONFERENCE	0- 1	0- 2	6- 1			
3- 2	0- 2	0- 0	HOME	0- 0	0- 0	3- 0			
1- 3	0- 1	0- 0	AWAY	0- 1	0- 0	1- 1			
3- 2	0- 0	1- 0	NEUTRAL	0- 0	0- 2	2- 0			
5- 7	0- 2	0- 0	CONFERENCE	0- 2	3- 0	2- 3			
3- 4	0- 1	0- 0	HOME	0- 1	2- 0	1- 2			
2- 3	0- 1	0- 0	AWAY	0- 1	1- 0	1- 1			
0- 0	0- 0	0- 0	NEUTRAL	0- 0	0- 0	0- 0			

RPI S	Opponent	Score	RPI S	Opponent	Score	RPI S	Opponent	Score	RPI S	Opponent	Score	Team's RPI: 130
1	A Notre Dame	43 97	31	N Quinnipiac	87 83	55	A Penn	61 71	111	H Yale	65 55	
15	H FGCU	58 68				55	H Penn	69 74	117	A Cornell	61 57	
16	A Princeton	57 78				83	A Maine	46 65	117	H Cornell	60 54	
16	H Princeton	46 96							131	N Temple	69 81	
19	H Chattanooga	52 54							139	N Louisiana Tech	64 83	
									152	A Dartmouth	75 69	
									152	H Dartmouth	61 76	
									179	N Holy Cross	79 76	
									192	A Massachusetts	75 62	
									215	H Brown	80 83	
									262	H Colgate	68 53	
									265	N Lipscomb	84 63	
									295	H NJIT	66 54	
									299	A Columbia	43 59	
									299	H Columbia	82 81	
									301	H Northeastern	67 65	
									313	A Boston U.	62 63	
LAST 12 Division I GAMES:												
299	H Columbia	82 81	111	H Yale	65 55							
117	H Cornell	60 54	215	H Brown	80 83							
16	A Princeton	57 78	55	H Penn	69 74							
55	A Penn	61 71	16	H Princeton	46 96							
117	A Cornell	61 57	152	A Dartmouth	75 69							
299	A Columbia	43 59	295	H NJIT	66 54							

Non-Div I Games:

Harvard

Loss, Non-Conf, S Site, H Home A Away N Neutral

Average RPI Win:	197	WON-LOST	WINNING	LAST 10	STRENGTH OF	OPP. STRENGTH	TEAM	ADJ.	CONF.	ADJ CONF.
Average RPI Loss:	66	RECORD	PCT. RANK	GAMES	SCHEDULE	OF SCHEDULE	RPI	RPI	RPI	RPI
DIV. I ONLY	18- 7	54	8- 0	100	134	64	64	16	16	
DIV. I NON-CONF.	6- 5	145	1- 0	94	130	129	129	14	14	
TOTALS	RPI 1-25	RPI 26-50	W-L RECORDS	RPI 51-100	RPI 101-150	RPI 150+				
18- 7	0- 3	0- 0	OVERALL	2- 2	5- 2	11- 0				
10- 4	0- 3	0- 0	HOME	1- 1	3- 0	6- 0				
8- 3	0- 0	0- 0	AWAY	1- 1	2- 2	5- 0				
0- 0	0- 0	0- 0	NEUTRAL	0- 0	0- 0	0- 0				
6- 5	0- 3	0- 0	NON-CONFERENCE	1- 1	0- 1	5- 0				
3- 4	0- 3	0- 0	HOME	0- 1	0- 0	3- 0				
3- 1	0- 0	0- 0	AWAY	1- 0	0- 1	2- 0				
0- 0	0- 0	0- 0	NEUTRAL	0- 0	0- 0	0- 0				
12- 2	0- 0	0- 0	CONFERENCE	1- 1	5- 1	6- 0				
7- 0	0- 0	0- 0	HOME	1- 0	3- 0	3- 0				
5- 2	0- 0	0- 0	AWAY	0- 1	2- 1	3- 0				
0- 0	0- 0	0- 0	NEUTRAL	0- 0	0- 0	0- 0				

RPI 1-25				RPI 26-50				RPI 51-100 Team's RPI: 64				RPI 101+			
RPI	S	Opponent	Score	RPI	S	Opponent	Score	RPI	S	Opponent	Score	RPI	S	Opponent	Score
12	H	North Carolina	65 74					54	H	Pacific	61 69	106	A	Long Beach St.	47 46
20	H	Stanford	73 86					68	A	Colorado St.	63 58	106	H	Long Beach St.	72 64
24	H	California	72 79					99	A	CSUN	46 53	115	A	Bakersfield	69 78
								99	H	CSUN	64 49	136	A	Cal Poly	65 70
												136	H	Cal Poly	79 64
												141	A	UC Riverside	72 69
												141	H	UC Riverside	69 58
												153	A	UC Davis	58 53
												153	H	UC Davis	62 60
												220	H	UNLV	79 70
												227	A	Cal St. Fullerton	54 43
												231	H	Prairie View	72 58
												272	A	UC Irvine	85 50
												272	H	UC Irvine	75 37
												275	A	Loyola Marymount	85 76
												309	A	Denver	60 58
												312	H	UNC Greensboro	74 54
												330	H	UC Santa Barbara	60 43
LAST 12 Division I GAMES:															
231	H	Prairie View	72 58	136	H	Cal Poly	79 64								
106	A	Long Beach St.	47 46	330	H	UC Santa Barbara	60 43								
153	H	UC Davis	62 60	99	H	CSUN	64 49								
272	H	UC Irvine	75 37	106	H	Long Beach St.	72 64								
227	A	Cal St. Fullerton	54 43	272	A	UC Irvine	85 50								
141	A	UC Riverside	72 69	153	A	UC Davis	58 53								

Non-Div I Games: BYU-Hawaii 92 40 Hawaii Pacific 76 68

Hawaii

Average RPI Win: 274		WON-LOST	WINNING	LAST 10	STRENGTH OF	OPP. STRENGTH	TEAM	ADJ.	CONF.	ADJ CONF.
Average RPI Loss: 145		RECORD	PCT. RANK	GAMES	SCHEDULE	OF SCHEDULE	RPI	RPI	RPI	RPI
DIV. I ONLY		17- 11	101	6- 4	291	299	171	171	27	27
DIV. I NON-CONF.		3- 5	216	0- 0	217	66	221	221	32	32
TOTALS	RPI 1-25		RPI 26-50		W-L RECORDS		RPI 51-100		RPI 101-150	RPI 150+
17- 11	0- 0		0- 1		OVERALL		0- 3		1- 2	16- 5
12- 1	0- 0		0- 0		HOME		0- 1		1- 0	11- 0
5- 10	0- 0		0- 0		AWAY		0- 0		0- 0	5- 1
0- 0	0- 0		0- 0		NEUTRAL		0- 0		0- 0	0- 0
3- 5	0- 0		0- 1		NON-CONFERENCE		0- 1		1- 2	2- 1
3- 0	0- 0		0- 0		HOME		0- 0		1- 0	2- 0
0- 5	0- 0		0- 1		AWAY		0- 1		0- 2	0- 1
0- 0	0- 0		0- 0		NEUTRAL		0- 0		0- 0	0- 0
14- 6	0- 0		0- 0		CONFERENCE		0- 2		0- 0	14- 4
9- 1	0- 0		0- 0		HOME		0- 1		0- 0	9- 0
5- 5	0- 0		0- 0		AWAY		0- 1		0- 0	5- 4
0- 0	0- 0		0- 0		NEUTRAL		0- 0		0- 0	0- 0

[illegible]

Non-Div I Games:	Brevard	72	65
------------------	---------	----	----

High Point

Loss, Non-Conf, S Site, H Home A Away N Neutral

Hofstra

Through Games Of March 1, 2015

Average RPI Win:	192	WON-LOST	WINNING	LAST 10	STRENGTH OF	OPP. STRENGTH	TEAM	ADJ.	CONF.	ADJ CONF.
Average RPI Loss:	124	RECORD	PCT. RANK	GAMES	SCHEDULE	OF SCHEDULE	RPI	RPI	RPI	RPI
DIV. I ONLY	18- 10	87	6- 4	137	127	103	103	13	13	
DIV. I NON-CONF.	7- 4	107	0- 0	83	188	75	75	11	11	
TOTALS	RPI 1-25	RPI 26-50	W-L RECORDS	RPI 51-100	RPI 101-150	RPI 150+				
18- 10	1- 1	0- 1	OVERALL	2- 2	3- 2	12- 4				
8- 6	0- 1	0- 1	HOME	0- 1	1- 2	7- 1				
10- 4	1- 0	0- 0	AWAY	2- 1	2- 0	5- 3				
0- 0	0- 0	0- 0	NEUTRAL	0- 0	0- 0	0- 0				
7- 4	0- 0	0- 1	NON-CONFERENCE	1- 1	2- 1	4- 1				
3- 2	0- 0	0- 1	HOME	0- 0	1- 1	2- 0				
4- 2	0- 0	0- 0	AWAY	1- 1	1- 0	2- 1				
0- 0	0- 0	0- 0	NEUTRAL	0- 0	0- 0	0- 0				
11- 6	1- 1	0- 0	CONFERENCE	1- 1	1- 1	8- 3				
5- 4	0- 1	0- 0	HOME	0- 1	0- 1	5- 1				
6- 2	1- 0	0- 0	AWAY	1- 0	1- 0	3- 2				
0- 0	0- 0	0- 0	NEUTRAL	0- 0	0- 0	0- 0				

RPI 1-25				RPI 26-50				RPI 51-100				RPI 101+ Team's RPI: 103			
RPI	S	Opponent	Score	RPI	S	Opponent	Score	RPI	S	Opponent	Score	RPI	S	Opponent	Score
25	A	James Madison	63 62	32	H	Western Ky.	65 70	61	A	Drexel	53 52	105	A	Boston College	75 61
25	H	James Madison	68 77					61	H	Drexel	56 63	107	A	Elon	55 53
								80	A	Fordham	46 60	107	H	Elon	58 64
								82	A	Albany (NY)	65 55	110	H	UNI	61 58
												150	H	Central Conn. St.	66 71
												174	A	William & Mary	56 57
												174	H	William & Mary	52 46
												175	H	Fairfield	66 53
												177	H	Robert Morris	71 51
												196	A	Delaware	53 64
												196	H	Delaware	62 73
												223	A	Virginia Tech	43 60
												232	H	UNCW	71 57
												241	A	Towson	58 42
												241	H	Towson	62 48
												271	A	Norfolk St.	64 47
												281	A	Col. of Charleston	69 57
												281	H	Col. of Charleston	78 53
												295	A	NJIT	62 47
												301	A	Northeastern	66 45
												301	H	Northeastern	85 83
LAST 12 Division I GAMES:															
107	H	Elon	58 64	25	H	James Madison	68 77	196	H	Delaware	62 73				
25	A	James Madison	63 62	301	A	Northeastern	66 45	174	A	William & Mary	56 57				
241	H	Towson	62 48	61	H	Drexel	56 63	232	H	UNCW	71 57				
107	A	Elon	55 53												
281	A	Col. of Charleston	69 57												
174	H	William & Mary	52 46												

Non-Div I Games:

Hofstra

■ Loss,
 ■ Non-Conf,
 ■ S Site,
 ■ H Home
 ■ A Away
 N Neutral

Holy Cross

Through Games Of March 1, 2015

Average RPI Win:	216	WON-LOST	WINNING	LAST 10	STRENGTH OF	OPP. STRENGTH	TEAM	ADJ.	CONF.	ADJ CONF.
Average RPI Loss:	138	RECORD	PCT. RANK	GAMES	SCHEDULE	OF SCHEDULE	RPI	RPI	RPI	RPI
DIV. I ONLY	15- 16	182	7- 3	171	153	179	179	18	18	
DIV. I NON-CONF.	4- 9	243	0- 0	177	67	238	238	20	20	
TOTALS	RPI 1-25	RPI 26-50	W-L RECORDS	RPI 51-100	RPI 101-150	RPI 150+				
15- 16	0- 1	0- 1	OVERALL	1- 4	3- 4	11- 6				
6- 6	0- 0	0- 0	HOME	0- 2	2- 1	4- 3				
7- 7	0- 1	0- 0	AWAY	1- 1	1- 2	5- 3				
2- 3	0- 0	0- 1	NEUTRAL	0- 1	0- 1	2- 0				
4- 9	0- 1	0- 1	NON-CONFERENCE	0- 1	1- 2	3- 4				
2- 1	0- 0	0- 0	HOME	0- 0	1- 0	1- 1				
0- 5	0- 1	0- 0	AWAY	0- 0	0- 1	0- 3				
2- 3	0- 0	0- 1	NEUTRAL	0- 1	0- 1	2- 0				
11- 7	0- 0	0- 0	CONFERENCE	1- 3	2- 2	8- 2				
4- 5	0- 0	0- 0	HOME	0- 2	1- 1	3- 2				
7- 2	0- 0	0- 0	AWAY	1- 1	1- 1	5- 0				
0- 0	0- 0	0- 0	NEUTRAL	0- 0	0- 0	0- 0				

RPI 1-25				RPI 26-50				RPI 51-100				RPI 101+ Team's RPI: 179			
RPI	S	Opponent	Score	RPI	S	Opponent	Score	RPI	S	Opponent	Score	RPI	S	Opponent	Score
1	A	Notre Dame	29 104	31	N	Quinnipiac	67 74	58	A	American	67 61	105	H	Boston College	80 64
								58	H	American	63 74	111	A	Yale	70 83
								89	A	Army	53 67	125	A	Lehigh	58 71
								89	H	Army	51 53	125	H	Lehigh	60 66
								92	N	Western Mich.	40 51	130	N	Harvard	76 79
												145	A	Bucknell	53 52
												145	H	Bucknell	69 61
												152	A	Dartmouth	53 69
												155	A	Bryant	68 74
												192	A	Massachusetts	61 72
												208	A	Lafayette	64 46
												208	H	Lafayette	59 53
												211	A	Navy	60 44
												211	H	Navy	48 44
												224	H	UMass Lowell	78 63
												262	A	Colgate	68 62
												262	H	Colgate	71 76
												271	N	Norfolk St.	63 62
												277	A	Loyola Maryland	65 37
												277	H	Loyola Maryland	51 57
												292	N	Georgetown	73 69
												313	A	Boston U.	71 48
												313	H	Boston U.	76 62
												316	H	Manhattan	60 66
LAST 12 Division I GAMES:															
313	H	Boston U.	76 62	145	H	Bucknell	69 61								
277	A	Loyola Maryland	65 37	262	A	Colgate	68 62								
211	H	Navy	48 44	58	A	American	67 61								
208	H	Lafayette	59 53	277	H	Loyola Maryland	51 57								
125	A	Lehigh	58 71	211	A	Navy	60 44								
89	H	Army	51 53	208	A	Lafayette	64 46								

Non-Div I Games:

Holy Cross

■ Loss,
 ■ Non-Conf,
 ■ S Site,
 ■ H Home
 ■ A Away
 N Neutral

Average RPI Win:	252	WON-LOST	WINNING	LAST 10	STRENGTH OF	OPP. STRENGTH	TEAM	ADJ.	CONF.	ADJ CONF.
Average RPI Loss:	148	RECORD	PCT. RANK	GAMES	SCHEDULE	OF SCHEDULE	RPI	RPI	RPI	RPI
DIV. I ONLY	6- 22	309	0- 10	223	119	278	278	8	8	
DIV. I NON-CONF.	5- 6	177	0- 0	232	266	208	208	8	8	
TOTALS	RPI 1-25	RPI 26-50	W-L RECORDS	RPI 51-100	RPI 101-150	RPI 150+				
6- 22	0- 2	0- 4	OVERALL	0- 2	0- 4	6- 10				
1- 10	0- 0	0- 2	HOME	0- 1	0- 1	1- 6				
3- 10	0- 1	0- 2	AWAY	0- 1	0- 3	3- 3				
2- 2	0- 1	0- 0	NEUTRAL	0- 0	0- 0	2- 1				
5- 6	0- 1	0- 1	NON-CONFERENCE	0- 0	0- 1	5- 3				
1- 2	0- 0	0- 0	HOME	0- 0	0- 0	1- 2				
2- 2	0- 0	0- 1	AWAY	0- 0	0- 1	2- 0				
2- 2	0- 1	0- 0	NEUTRAL	0- 0	0- 0	2- 1				
1- 16	0- 1	0- 3	CONFERENCE	0- 2	0- 3	1- 7				
0- 8	0- 0	0- 2	HOME	0- 1	0- 1	0- 4				
1- 8	0- 1	0- 1	AWAY	0- 1	0- 2	1- 3				
0- 0	0- 0	0- 0	NEUTRAL	0- 0	0- 0	0- 0				

RPI	S	Opponent	Score	RPI	S	Opponent	Score	RPI	S	Opponent	Score	RPI	S	Opponent	Score	Team's RPI: 278
5	A	UConn	26 85	27	H	South Fla.	55 71	72	A	East Carolina	56 79	114	A	Tulsa	52 74	
25	N	James Madison	60 84	28	A	Texas A&M	55 94	72	H	East Carolina	46 87	114	H	Tulsa	51 67	
				50	A	Tulane	40 70					121	A	Texas Tech	54 60	
				50	H	Tulane	46 63					131	A	Temple	60 72	
												160	A	Memphis	49 84	
												160	H	Memphis	58 64	
												182	N	UTSA	56 53	
												225	N	Nicholls St.	65 47	
												231	H	Prairie View	56 61	
												237	N	Idaho St.	67 73	
												258	A	SMU	63 45	
												258	H	SMU	51 68	
												259	A	A&M-Corpus Christi	68 66	
												263	A	UCF	38 59	
												263	H	UCF	50 64	
												264	A	Cincinnati	66 69	
												264	H	Cincinnati	73 76	
												267	H	Rice	59 58	
												323	A	North Texas	46 42	
												338	H	Incarinate Word	48 50	
LAST 12 Division I GAMES:																
263	A	UCF	38 59	72	A	East Carolina	56 79									
258	H	SMU	51 68	264	A	Cincinnati	66 69									
5	A	UConn	26 85	50	H	Tulane	46 63									
131	A	Temple	60 72	160	A	Memphis	49 84									
160	H	Memphis	58 64	27	H	South Fla.	55 71									
114	H	Tulsa	51 67	114	A	Tulsa	52 74									

Non-Div I Games:

Houston

■ Loss,
 ■ Non-Conf,
 ■ S Site,
 ■ Home
 ■ Away
 N Neutral

Houston Baptist

Through Games Of March 1, 2015

Average RPI Win:	262	WON-LOST	WINNING	LAST 10	STRENGTH OF	OPP. STRENGTH	TEAM	ADJ.	CONF.	ADJ CONF.
Average RPI Loss:	200	RECORD	PCT. RANK	GAMES	SCHEDULE	OF SCHEDULE	RPI	RPI	RPI	RPI
DIV. I ONLY	7- 16	282	3- 7	255	307	288	288	28	28	
DIV. I NON-CONF.	2- 5	259	0- 0	124	181	175	175	27	27	
TOTALS	RPI 1-25	RPI 26-50	W-L RECORDS	RPI 51-100	RPI 101-150	RPI 150+				
7- 16	0- 0	0- 0	OVERALL	0- 1	1- 3	6- 12				
5- 5	0- 0	0- 0	HOME	0- 0	0- 1	5- 4				
2- 11	0- 0	0- 0	AWAY	0- 1	1- 2	1- 8				
0- 0	0- 0	0- 0	NEUTRAL	0- 0	0- 0	0- 0				
2- 5	0- 0	0- 0	NON-CONFERENCE	0- 1	1- 1	1- 3				
0- 1	0- 0	0- 0	HOME	0- 0	0- 0	0- 1				
2- 4	0- 0	0- 0	AWAY	0- 1	1- 1	1- 2				
0- 0	0- 0	0- 0	NEUTRAL	0- 0	0- 0	0- 0				
5- 11	0- 0	0- 0	CONFERENCE	0- 0	0- 2	5- 9				
5- 4	0- 0	0- 0	HOME	0- 0	0- 1	5- 3				
0- 7	0- 0	0- 0	AWAY	0- 0	0- 1	0- 6				
0- 0	0- 0	0- 0	NEUTRAL	0- 0	0- 0	0- 0				

RPI 1-25				RPI 26-50				RPI 51-100				RPI 101+				Team's RPI: 288		
RPI	S	Opponent	Score	RPI	S	Opponent	Score	RPI	S	Opponent	Score	RPI	S	Opponent	Score			
								63	A	TCU	64	87	121	A	Texas Tech	59	60	
														127	A	Texas St.	61	56
														128	A	Stephen F. Austin	67	72
														128	H	Stephen F. Austin	57	69
														172	A	Texas-Arlington	73	83
														189	A	Lamar	62	79
														189	H	Lamar	64	80
														193	H	Texas Southern	80	92
														209	A	Tex.-Pan American	72	75
														214	H	Northwestern St.	68	78
														222	A	McNeese St.	57	60
														225	A	Nicholls St.	58	70
														242	A	UTEP	87	77
														247	H	Central Ark.	58	37
														259	H	A&M-Corpus Christi	59	54
														261	A	Abilene Christian	53	68
														261	H	Abilene Christian	50	53
														302	A	Sam Houston St.	67	74
														302	H	Sam Houston St.	66	61
														318	H	New Orleans	63	45
														321	A	Southeastern La.	59	67
														338	H	Incarnate Word	67	64
LAST 12 Division I GAMES:																		
128	H	Stephen F. Austin	57	69	259	H	A&M-Corpus Christi	59	54									
261	A	Abilene Christian	53	68	302	A	Sam Houston St.	67	74									
338	H	Incarnate Word	67	64	261	H	Abilene Christian	50	53									
302	H	Sam Houston St.	66	61	189	H	Lamar	64	80									
189	A	Lamar	62	79	318	H	New Orleans	63	45									
128	A	Stephen F. Austin	67	72	247	H	Central Ark.	58	37									

Non-Div I Games: McMurry 69 49 Arlington Baptist 92 62 Huston-Tillotson 86 36 S'western Assemblies 85 57
Houston Baptist

Loss, Non-Conf, S Site, H Home A Away N Neutral

Average RPI Win: 334	WON-LOST	WINNING	LAST 10	STRENGTH OF	OPP. STRENGTH	TEAM	ADJ.	CONF.	ADJ CONF.
Average RPI Loss: 191	RECORD	PCT. RANK	GAMES	SCHEDULE	OF SCHEDULE	RPI	RPI	RPI	RPI
DIV. I ONLY	3- 25	342	0- 9	270	295	343	343	31	31
DIV. I NON-CONF.	0- 13	339	0- 2	92	126	311	311	29	29
TOTALS	RPI 1-25	RPI 26-50	W-L RECORDS	RPI 51-100	RPI 101-150	RPI 150+			
3- 25	0- 1	0- 2	OVERALL	0- 2	0- 5	3- 15			
3- 7	0- 0	0- 1	HOME	0- 0	0- 2	3- 4			
0- 16	0- 0	0- 0	AWAY	0- 0	0- 0	0- 1			
0- 2	0- 0	0- 0	NEUTRAL	0- 0	0- 0	0- 2			
0- 13	0- 1	0- 2	NON-CONFERENCE	0- 2	0- 3	0- 5			
0- 3	0- 0	0- 1	HOME	0- 0	0- 1	0- 1			
0- 8	0- 1	0- 1	AWAY	0- 2	0- 2	0- 2			
0- 2	0- 0	0- 0	NEUTRAL	0- 0	0- 0	0- 2			
3- 12	0- 0	0- 0	CONFERENCE	0- 0	0- 2	3- 10			
3- 4	0- 0	0- 0	HOME	0- 0	0- 1	3- 3			
0- 8	0- 0	0- 0	AWAY	0- 0	0- 1	0- 7			
0- 0	0- 0	0- 0	NEUTRAL	0- 0	0- 0	0- 0			

RPI 1-25				RPI 26-50				RPI 51-100				RPI 101+ Team's RPI: 343			
RPI	S	Opponent	Score	RPI	S	Opponent	Score	RPI	S	Opponent	Score	RPI	S	Opponent	Score
12	A	North Carolina	49 83	43	A	Iowa St.	44 90	59	A	St. Mary's (CA)	55 80	109	A	Hampton	61 80
				48	H	Duquesne	63 89	100	A	Virginia	53 74	109	H	Hampton	57 106
												117	A	Cornell	56 75
												131	H	Temple	48 78
												148	A	Old Dominion	54 75
												161	A	Savannah St.	59 70
												176	A	La Salle	64 65
												200	H	N.C. A&T	69 80
												201	H	New Hampshire	68 78
												206	N	Wyoming	53 67
												215	N	Brown	68 80
												248	A	Bethune-Cookman	53 61
												271	A	Norfolk St.	71 90
												285	A	South Carolina St.	64 78
												296	H	Morgan St.	64 77
												300	A	LIU Brooklyn	74 83
												325	A	UMES	54 61
												325	H	UMES	92 90
												336	A	Florida A&M	51 65
												337	H	N.C. Central	70 65
												340	A	Coppin St.	61 75
												340	H	Coppin St.	68 66
												347	H	Delaware St.	50 58
LAST 12 Division I GAMES:															
215	N	Brown	68 80	340	A	Coppin St.	61 75	109	A	Hampton	61 80				
176	A	La Salle	64 65					271	A	Norfolk St.	71 90				
109	H	Hampton	57 106					325	H	UMES	92 90				
285	A	South Carolina St.	64 78					296	H	Morgan St.	64 77				
161	A	Savannah St.	59 70					248	A	Bethune-Cookman	53 61				
325	A	UMES	54 61												

Non-Div I Games:

Howard

■ Loss,
 ■ Non-Conf,
 ■ S Site,
 ■ Home
 ■ A Away
 N Neutral

Average RPI Win:	257	WON-LOST	WINNING	LAST 10	STRENGTH OF	OPP. STRENGTH	TEAM	ADJ.	CONF.	ADJ CONF.
Average RPI Loss:	190	RECORD	PCT. RANK	GAMES	SCHEDULE	OF SCHEDULE	RPI	RPI	RPI	RPI
DIV. I ONLY	7- 20	295	2- 8	304	256	315	315	25	25	
DIV. I NON-CONF.	4- 7	221	0- 0	334	250	305	305	25	25	
TOTALS	RPI 1-25	RPI 26-50	W-L RECORDS	RPI 51-100	RPI 101-150	RPI 150+				
7- 20	0- 0	0- 0	OVERALL	0- 6	0- 0	7- 14				
5- 8	0- 0	0- 0	HOME	0- 2	0- 0	5- 6				
2- 12	0- 0	0- 0	AWAY	0- 4	0- 0	2- 8				
0- 0	0- 0	0- 0	NEUTRAL	0- 0	0- 0	0- 0				
4- 7	0- 0	0- 0	NON-CONFERENCE	0- 2	0- 0	4- 5				
3- 2	0- 0	0- 0	HOME	0- 0	0- 0	3- 2				
1- 5	0- 0	0- 0	AWAY	0- 2	0- 0	1- 3				
0- 0	0- 0	0- 0	NEUTRAL	0- 0	0- 0	0- 0				
3- 13	0- 0	0- 0	CONFERENCE	0- 4	0- 0	3- 9				
2- 6	0- 0	0- 0	HOME	0- 2	0- 0	2- 4				
1- 7	0- 0	0- 0	AWAY	0- 2	0- 0	1- 5				
0- 0	0- 0	0- 0	NEUTRAL	0- 0	0- 0	0- 0				

RPI 1-25			RPI 26-50			RPI 51-100			RPI 101+			Team's RPI: 315			
RPI	S	Opponent	Score	RPI	S	Opponent	Score	RPI	S	Opponent	Score	RPI	S	Opponent	Score
								56	A	South Dakota St.	68 89	158	A	Indiana	37 80
								56	H	South Dakota St.	64 65	165	H	Northern Ky.	65 59
								65	A	West Virginia	48 82	167	A	Oral Roberts	56 84
								76	A	South Dakota	80 91	167	H	Oral Roberts	73 63
								76	H	South Dakota	72 73	218	A	USC Upstate	73 85
								98	A	Illinois	63 70	226	A	IUPUI	68 78
												226	H	IUPUI	68 78
												229	A	Western Ill.	55 59
												229	H	Western Ill.	85 98
												235	H	Detroit	74 81
												236	H	Oakland	84 92
												246	H	Evansville	77 59
												260	A	North Dakota St.	60 81
												260	H	North Dakota St.	66 72
												276	H	Milwaukee	78 72
												293	A	Omaha	61 70
												293	H	Omaha	70 59
												309	A	Denver	68 51
												309	H	Denver	75 82
												327	A	Coastal Caro.	63 90
												346	A	Chicago St.	79 62
LAST 12 Division I GAMES:															
				167	A	Oral Roberts	56 84					76	A	South Dakota	80 91
				293	A	Omaha	61 70					229	A	Western Ill.	55 59
				260	H	North Dakota St.	66 72					293	H	Omaha	70 59
				309	A	Denver	68 51					309	H	Denver	75 82
				226	H	IUPUI	68 78					76	H	South Dakota	72 73
				56	A	South Dakota St.	68 89					260	A	North Dakota St.	60 81

Non-Div I Games: Grace (IN) 90 51 Trine 99 61

IPFW

Loss, Non-Conf, S Site, H Home A Away N Neutral

Average RPI Win: 235	WON-LOST	WINNING	LAST 10	STRENGTH OF	OPP. STRENGTH	TEAM	ADJ.	CONF.	ADJ CONF.
Average RPI Loss: 160	RECORD	PCT. RANK	GAMES	SCHEDULE	OF SCHEDULE	RPI	RPI	RPI	RPI
DIV. I ONLY	12- 15	217	6- 4	170	271	226	226	25	25
DIV. I NON-CONF.	3- 8	263	0- 0	108	257	263	263	25	25
TOTALS	RPI 1-25	RPI 26-50	W-L RECORDS	RPI 51-100	RPI 101-150	RPI 150+			
12- 15	0- 1	0- 0	OVERALL	2- 3	0- 1	10- 10			
10- 3	0- 1	0- 0	HOME	2- 0	0- 0	8- 2			
2- 10	0- 0	0- 0	AWAY	0- 3	0- 1	2- 5			
0- 2	0- 0	0- 0	NEUTRAL	0- 0	0- 0	0- 2			
3- 8	0- 1	0- 0	NON-CONFERENCE	0- 1	0- 1	3- 5			
3- 2	0- 1	0- 0	HOME	0- 0	0- 0	3- 1			
0- 4	0- 0	0- 0	AWAY	0- 1	0- 1	0- 2			
0- 2	0- 0	0- 0	NEUTRAL	0- 0	0- 0	0- 2			
9- 7	0- 0	0- 0	CONFERENCE	2- 2	0- 0	7- 5			
7- 1	0- 0	0- 0	HOME	2- 0	0- 0	5- 1			
2- 6	0- 0	0- 0	AWAY	0- 2	0- 0	2- 4			
0- 0	0- 0	0- 0	NEUTRAL	0- 0	0- 0	0- 0			

RPI 1-25				RPI 26-50				RPI 51-100				RPI 101+ Team's RPI: 226			
RPI	S	Opponent	Score	RPI	S	Opponent	Score	RPI	S	Opponent	Score	RPI	S	Opponent	Score
8	H	Louisville	69 89					56	A	South Dakota St.	53 82	144	A	Missouri St.	58 68
								56	H	South Dakota St.	68 67	157	H	Indiana St.	60 61
								76	A	South Dakota	53 69	158	A	Indiana	55 68
								76	H	South Dakota	68 43	165	A	Northern Ky.	43 57
								86	A	Michigan St.	45 64	167	A	Oral Roberts	72 84
												167	H	Oral Roberts	85 52
												173	H	SIUE	87 76
												186	N	Montana St.	74 80
												193	N	Texas Southern	61 71
												229	A	Western Ill.	62 73
												229	H	Western Ill.	62 69
												246	H	Evansville	62 50
												260	A	North Dakota St.	63 68
												260	H	North Dakota St.	76 65
												293	A	Omaha	49 66
												293	H	Omaha	68 49
												297	H	Eastern Ill.	66 44
												309	A	Denver	68 64
												309	H	Denver	71 54
												315	A	IPFW	78 68
												315	H	IPFW	78 68
LAST 12 Division I GAMES:															
				56	A	South Dakota St.	53 82	309	A	Denver	68 64				
				76	A	South Dakota	53 69	293	H	Omaha	68 49				
				167	H	Oral Roberts	85 52	229	A	Western Ill.	62 73				
				260	H	North Dakota St.	76 65	76	H	South Dakota	68 43				
				229	H	Western Ill.	62 69	309	H	Denver	71 54				
				315	A	IPFW	78 68	293	A	Omaha	49 66				

Non-Div I Games: Ind.-Southeast 95 45 Ind.-Kokomo 102 44

IUPUI

Loss, Non-Conf, S Site, H Home A Away N Neutral

Idaho

Through Games Of March 1, 2015

Average RPI Win:	267	WON-LOST	WINNING	LAST 10	STRENGTH OF	OPP. STRENGTH	TEAM	ADJ.	CONF.	ADJ CONF.
Average RPI Loss:	121	RECORD	PCT. RANK	GAMES	SCHEDULE	OF SCHEDULE	RPI	RPI	RPI	RPI
DIV. I ONLY	10- 15	237	4- 4	162	225	202	202	21	21	
DIV. I NON-CONF.	4- 5	188	1- 1	77	205	85	85	21	21	
TOTALS	RPI 1-25	RPI 26-50	W-L RECORDS	RPI 51-100	RPI 101-150	RPI 150+				
10- 15	0- 2	0- 0	OVERALL	0- 2	1- 6	9- 5				
4- 4	0- 0	0- 0	HOME	0- 1	1- 2	3- 1				
5- 11	0- 2	0- 0	AWAY	0- 1	0- 4	5- 4				
1- 0	0- 0	0- 0	NEUTRAL	0- 0	0- 0	1- 0				
4- 5	0- 2	0- 0	NON-CONFERENCE	0- 2	0- 1	4- 0				
0- 1	0- 0	0- 0	HOME	0- 1	0- 0	0- 0				
3- 4	0- 2	0- 0	AWAY	0- 1	0- 1	3- 0				
1- 0	0- 0	0- 0	NEUTRAL	0- 0	0- 0	1- 0				
6- 10	0- 0	0- 0	CONFERENCE	0- 0	1- 5	5- 5				
4- 3	0- 0	0- 0	HOME	0- 0	1- 2	3- 1				
2- 7	0- 0	0- 0	AWAY	0- 0	0- 3	2- 4				
0- 0	0- 0	0- 0	NEUTRAL	0- 0	0- 0	0- 0				

RPI 1-25				RPI 26-50				RPI 51-100				RPI 101+ Team's RPI: 202			
RPI	S	Opponent	Score	RPI	S	Opponent	Score	RPI	S	Opponent	Score	RPI	S	Opponent	Score
3	A	Baylor	70 88					51	H	San Diego	52 58	101	A	Montana	68 81
11	A	Oregon St.	53 75					99	A	CSUN	50 67	101	H	Montana	74 87
												104	A	Toledo	67 80
												140	A	Sacramento St.	84 92
												140	H	Sacramento St.	89 107
												143	A	Eastern Wash.	65 71
												143	H	Eastern Wash.	71 58
												151	A	Northern Colo.	52 70
												164	A	North Dakota	62 68
												186	A	Montana St.	62 71
												186	H	Montana St.	65 76
												206	A	Wyoming	77 66
												237	A	Idaho St.	50 71
												239	H	Southern Utah	76 49
												252	A	Weber St.	67 60
												266	H	Northern Ariz.	78 43
												307	A	Portland St.	69 49
												307	H	Portland St.	77 49
												310	N	Southeast Mo. St.	78 62
												311	A	Seattle	65 50
												330	A	UC Santa Barbara	47 44
LAST 12 Division I GAMES:															
206	A	Wyoming	77 66	140	A	Sacramento St.	84 92	307	A	Portland St.	69 49	101	H	Montana	74 87
51	H	San Diego	52 58	186	A	Montana St.	62 71	186	H	Montana St.	65 76	143	H	Eastern Wash.	71 58
101	A	Montana	68 81	239	H	Southern Utah	76 49	151	A	Northern Colo.	52 70				
266	H	Northern Ariz.	78 43												

Non-Div I Games: Multnomah 104 19 Lewis-Clark St. 74 48

Idaho

Loss, Non-Conf, S Site, H Home A Away N Neutral

Average RPI Win:	239	WON-LOST	WINNING	LAST 10	STRENGTH OF	OPP. STRENGTH	TEAM	ADJ.	CONF.	ADJ CONF.
Average RPI Loss:	161	RECORD	PCT. RANK	GAMES	SCHEDULE	OF SCHEDULE	RPI	RPI	RPI	RPI
DIV. I ONLY	11- 14	222	5- 5	242	224	237	237	21	21	
DIV. I NON-CONF.	3- 6	234	0- 0	259	170	264	264	21	21	
TOTALS	RPI 1-25	RPI 26-50	W-L RECORDS	RPI 51-100	RPI 101-150	RPI 150+				
11- 14	0- 0	0- 1	OVERALL	0- 2	0- 5	11- 6				
7- 5	0- 0	0- 0	HOME	0- 1	0- 3	7- 1				
3- 8	0- 0	0- 1	AWAY	0- 1	0- 2	3- 4				
1- 1	0- 0	0- 0	NEUTRAL	0- 0	0- 0	1- 1				
3- 6	0- 0	0- 1	NON-CONFERENCE	0- 2	0- 1	3- 2				
1- 2	0- 0	0- 0	HOME	0- 1	0- 1	1- 0				
1- 3	0- 0	0- 1	AWAY	0- 1	0- 0	1- 1				
1- 1	0- 0	0- 0	NEUTRAL	0- 0	0- 0	1- 1				
8- 8	0- 0	0- 0	CONFERENCE	0- 0	0- 4	8- 4				
6- 3	0- 0	0- 0	HOME	0- 0	0- 2	6- 1				
2- 5	0- 0	0- 0	AWAY	0- 0	0- 2	2- 3				
0- 0	0- 0	0- 0	NEUTRAL	0- 0	0- 0	0- 0				

RPI 1-25				RPI 26-50				RPI 51-100				RPI 101+				Team's RPI: 237			
RPI	S	Opponent	Score	RPI	S	Opponent	Score	RPI	S	Opponent	Score	RPI	S	Opponent	Score				
				38	A	Gonzaga	63 88					67	H	Drake	66 80	101	A	Montana	65 77
												74	A	Washington St.	34 84	101	H	Montana	51 69
																135	H	Boise St.	62 86
																140	A	Sacramento St.	53 84
																143	H	Eastern Wash.	75 88
																151	H	Northern Colo.	70 61
																164	H	North Dakota	75 69
																186	A	Montana St.	65 62
																186	H	Montana St.	87 74
																202	H	Idaho	71 50
																221	N	San Diego St.	53 68
																238	A	Utah	40 59
																239	A	Southern Utah	75 76
																239	H	Southern Utah	61 68
																252	A	Weber St.	57 63
																252	H	Weber St.	63 56
																266	A	Northern Ariz.	47 64
																266	H	Northern Ariz.	69 68
																278	N	Houston	73 67
																307	A	Portland St.	65 53
																311	A	Seattle	63 55
																326	H	Utah Valley	68 67
LAST 12 Division I GAMES:																			
				252	H	Weber St.	63 56					164	H	North Dakota	75 69				
				186	H	Montana St.	87 74					151	H	Northern Colo.	70 61				
				101	H	Montana	51 69					307	A	Portland St.	65 53				
				239	A	Southern Utah	75 76					140	A	Sacramento St.	53 84				
				266	A	Northern Ariz.	47 64					266	H	Northern Ariz.	69 68				
				252	A	Weber St.	57 63					239	H	Southern Utah	61 68				

Non-Div I Games: Col. of Idaho 81 48 Northwest Nazarene 88 69

Idaho St.

Loss, Non-Conf, S Site, H Home A Away N Neutral

Ill.-Chicago

Through Games Of March 1, 2015

Average RPI Win:	254	WON-LOST	WINNING	LAST 10	STRENGTH OF	OPP. STRENGTH	TEAM	ADJ.	CONF.	ADJ CONF.
Average RPI Loss:	116	RECORD	PCT. RANK	GAMES	SCHEDULE	OF SCHEDULE	RPI	RPI	RPI	RPI
DIV. I ONLY	14- 11	139	4- 6	238	222	204	204	12	12	
DIV. I NON-CONF.	8- 3	71	0- 0	269	318	139	139	13	13	
TOTALS	RPI 1-25	RPI 26-50	W-L RECORDS	RPI 51-100	RPI 101-150	RPI 150+				
14- 11	0- 2	0- 2	OVERALL	1- 2	0- 2	13- 3				
9- 5	0- 1	0- 0	HOME	0- 2	0- 1	9- 1				
5- 4	0- 1	0- 1	AWAY	1- 0	0- 0	4- 2				
0- 2	0- 0	0- 1	NEUTRAL	0- 0	0- 1	0- 0				
8- 3	0- 0	0- 2	NON-CONFERENCE	0- 0	0- 1	8- 0				
6- 0	0- 0	0- 0	HOME	0- 0	0- 0	6- 0				
2- 1	0- 0	0- 1	AWAY	0- 0	0- 0	2- 0				
0- 2	0- 0	0- 1	NEUTRAL	0- 0	0- 1	0- 0				
6- 8	0- 2	0- 0	CONFERENCE	1- 2	0- 1	5- 3				
3- 5	0- 1	0- 0	HOME	0- 2	0- 1	3- 1				
3- 3	0- 1	0- 0	AWAY	1- 0	0- 0	2- 2				
0- 0	0- 0	0- 0	NEUTRAL	0- 0	0- 0	0- 0				

RPI 1-25				RPI 26-50				RPI 51-100				RPI 101+ Team's RPI: 204			
RPI	S	Opponent	Score	RPI	S	Opponent	Score	RPI	S	Opponent	Score	RPI	S	Opponent	Score
22	A	Green Bay	32 71	26	N	Mississippi St.	36 73	69	A	Youngstown St.	66 63	118	H	Cleveland St.	73 75
22	H	Green Bay	45 64	34	A	Northwestern	40 61	69	H	Youngstown St.	66 69	148	N	Old Dominion	55 61
								95	H	Wright St.	63 74	173	H	SIUE	63 52
												229	H	Western Ill.	67 54
												235	A	Detroit	65 70
												235	H	Detroit	68 76
												236	A	Oakland	75 60
												236	H	Oakland	64 54
												249	H	Northern Ill.	61 47
												268	A	Valparaiso	86 56
												268	H	Valparaiso	60 42
												276	A	Milwaukee	63 64
												276	H	Milwaukee	72 70
												283	A	Miami (OH)	72 69
												297	A	Eastern Ill.	78 66
												305	H	Loyola Chicago	63 28
												319	H	Bradley	71 43
												346	H	Chicago St.	70 44
LAST 12 Division I GAMES:															
236	H	Oakland	64 54	118	H	Cleveland St.	73 75								
276	H	Milwaukee	72 70	22	H	Green Bay	45 64								
22	A	Green Bay	32 71	268	H	Valparaiso	60 42								
95	H	Wright St.	63 74	276	A	Milwaukee	63 64								
235	H	Detroit	68 76	236	A	Oakland	75 60								
69	A	Youngstown St.	66 63	235	A	Detroit	65 70								

Non-Div I Games: Robert Morris-S'fiel04 26 Ill.-Springfield 61 44

Ill.-Chicago

Loss, Non-Conf, S Site, H Home A Away N Neutral

Illinois

Through Games Of March 1, 2015

Average RPI Win:	147	WON-LOST	WINNING	LAST 10	STRENGTH OF	OPP. STRENGTH	TEAM	ADJ.	CONF.	ADJ CONF.
Average RPI Loss:	62	RECORD	PCT. RANK	GAMES	SCHEDULE	OF SCHEDULE	RPI	RPI	RPI	RPI
DIV. I ONLY	15- 15	172	4- 6	41	38	98	98	4	4	
DIV. I NON-CONF.	9- 3	60	0- 0	84	134	50	50	2	2	
TOTALS	RPI 1-25	RPI 26-50	W-L RECORDS	RPI 51-100	RPI 101-150	RPI 150+				
15- 15	2- 2	2- 7	OVERALL	2- 3	2- 2	7- 1				
10- 5	1- 0	2- 2	HOME	2- 1	0- 2	5- 0				
4- 8	0- 1	0- 4	AWAY	0- 2	2- 0	2- 1				
1- 2	1- 1	0- 1	NEUTRAL	0- 0	0- 0	0- 0				
9- 3	1- 1	0- 2	NON-CONFERENCE	1- 0	1- 0	6- 0				
6- 0	0- 0	0- 0	HOME	1- 0	0- 0	5- 0				
2- 1	0- 0	0- 1	AWAY	0- 0	1- 0	1- 0				
1- 2	1- 1	0- 1	NEUTRAL	0- 0	0- 0	0- 0				
6- 12	1- 1	2- 5	CONFERENCE	1- 3	1- 2	1- 1				
4- 5	1- 0	2- 2	HOME	1- 1	0- 2	0- 0				
2- 7	0- 1	0- 3	AWAY	0- 2	1- 0	1- 1				
0- 0	0- 0	0- 0	NEUTRAL	0- 0	0- 0	0- 0				

RPI	S	Opponent	Score	RPI	S	Opponent	Score	RPI	S	Opponent	Score	RPI	S	Opponent	Score
6	A	Maryland	54 74	27	N	South Fla.	61 67	57	A	Michigan	57 70	120	A	Purdue	47 46
7	H	Iowa	73 61	34	A	Northwestern	58 64	57	H	Michigan	72 60	120	H	Purdue	55 62
9	N	Kentucky	77 71	34	H	Northwestern	67 68	86	A	Michigan St.	56 63	122	A	Southern Ill.	86 42
21	N	Oklahoma	76 78	35	H	Ohio St.	66 55	86	H	Michigan St.	65 67	142	H	Wisconsin	62 73
				36	A	Nebraska	57 59	100	H	Virginia	86 63	158	A	Indiana	58 85
				36	H	Nebraska	53 58					160	H	Memphis	60 58
				39	H	Minnesota	95 69					177	H	Robert Morris	66 48
				40	A	Seton Hall	72 82					219	A	Penn St.	91 76
				42	A	Rutgers	56 80					244	H	Southern U.	62 42
												268	A	Valparaiso	80 58
												315	H	IPFW	70 63
												328	H	Murray St.	64 44
LAST 12 Division I GAMES:															
57	H	Michigan	72 60	34	A	Northwestern	58 64								
86	H	Michigan St.	65 67	39	H	Minnesota	95 69								
120	A	Purdue	47 46	142	H	Wisconsin	62 73								
42	A	Rutgers	56 80	36	A	Nebraska	57 59								
35	H	Ohio St.	66 55	57	A	Michigan	57 70								
158	A	Indiana	58 85	34	H	Northwestern	67 68								

Non-Div I Games:

Illinois

Loss, Non-Conf, S Site, H Home A Away N Neutral

Average RPI Win:	305	WON-LOST	WINNING	LAST 10	STRENGTH OF	OPP. STRENGTH	TEAM	ADJ.	CONF.	ADJ CONF.
Average RPI Loss:	150	RECORD	PCT. RANK	GAMES	SCHEDULE	OF SCHEDULE	RPI	RPI	RPI	RPI
DIV. I ONLY	1- 27	349	1- 9	149	194	331	331	19	19	
DIV. I NON-CONF.	0- 11	339	0- 0	73	184	303	303	16	16	
TOTALS	RPI 1-25	RPI 26-50	W-L RECORDS	RPI 51-100	RPI 101-150	RPI 150+				
1- 27	0- 1	0- 3	OVERALL	0- 4	0- 9	1- 10				
1- 14	0- 1	0- 2	HOME	0- 1	0- 5	1- 5				
0- 12	0- 0	0- 1	AWAY	0- 3	0- 3	0- 5				
0- 1	0- 0	0- 0	NEUTRAL	0- 0	0- 1	0- 0				
0- 11	0- 1	0- 1	NON-CONFERENCE	0- 2	0- 4	0- 3				
0- 6	0- 1	0- 1	HOME	0- 0	0- 2	0- 2				
0- 4	0- 0	0- 0	AWAY	0- 2	0- 1	0- 1				
0- 1	0- 0	0- 0	NEUTRAL	0- 0	0- 1	0- 0				
1- 16	0- 0	0- 2	CONFERENCE	0- 2	0- 5	1- 7				
1- 8	0- 0	0- 1	HOME	0- 1	0- 3	1- 3				
0- 8	0- 0	0- 1	AWAY	0- 1	0- 2	0- 4				
0- 0	0- 0	0- 0	NEUTRAL	0- 0	0- 0	0- 0				

RPI 1-25				RPI 26-50				RPI 51-100				RPI 101+				Team's RPI: 331	
RPI	S	Opponent	Score	RPI	S	Opponent	Score	RPI	S	Opponent	Score	RPI	S	Opponent	Score		
17	H	Arizona St.	44 89	44	A	Wichita St.	38 85	67	A	Drake	51 86	110	A	UNI	43 71		
				44	H	Wichita St.	41 46	67	H	Drake	47 70	110	H	UNI	52 59		
				49	H	DePaul	62 99	68	A	Colorado St.	49 70	122	H	Southern Ill.	56 65		
								78	A	Miami (FL)	44 95	126	H	UT Martin	46 79		
												132	H	Butler	60 72		
												134	N	Buffalo	60 68		
												142	A	Wisconsin	60 71		
												144	A	Missouri St.	35 58		
												144	H	Missouri St.	78 90		
												157	A	Indiana St.	65 74		
												157	H	Indiana St.	36 60		
												165	H	Northern Ky.	48 59		
												246	A	Evansville	52 69		
												246	H	Evansville	50 62		
												249	A	Northern Ill.	51 55		
												294	H	Bowling Green	54 58		
												305	A	Loyola Chicago	53 67		
												305	H	Loyola Chicago	72 56		
												319	A	Bradley	50 60		
												319	H	Bradley	55 58		
LAST 12 Division I GAMES:																	
				319	A	Bradley	50 60					67	H	Drake	47 70		
				305	A	Loyola Chicago	53 67					110	H	UNI	52 59		
				144	H	Missouri St.	78 90					305	H	Loyola Chicago	72 56		
				44	H	Wichita St.	41 46					319	H	Bradley	55 58		
				246	A	Evansville	52 69					144	A	Missouri St.	35 58		
				157	A	Indiana St.	65 74					44	A	Wichita St.	38 85		

Non-Div I Games:

Illinois St.

Incarnate Word

Through Games Of March 1, 2015

Average RPI Win:	306	WON-LOST	WINNING	LAST 10	STRENGTH OF	OPP. STRENGTH	TEAM	ADJ.	CONF.	ADJ CONF.
Average RPI Loss:	207	RECORD	PCT. RANK	GAMES	SCHEDULE	OF SCHEDULE	RPI	RPI	RPI	RPI
DIV. I ONLY	3- 20	336	0- 10	277	304	338	338	28	28	
DIV. I NON-CONF.	1- 6	316	0- 0	266	150	302	302	27	27	
TOTALS	RPI 1-25	RPI 26-50	W-L RECORDS	RPI 51-100	RPI 101-150	RPI 150+				
3- 20	0- 0	0- 0	OVERALL	0- 1	0- 3	3- 16				
2- 6	0- 0	0- 0	HOME	0- 0	0- 1	2- 5				
1- 13	0- 0	0- 0	AWAY	0- 0	0- 0	1- 0				
0- 1	0- 0	0- 0	NEUTRAL	0- 1	0- 0	0- 0				
1- 6	0- 0	0- 0	NON-CONFERENCE	0- 1	0- 1	1- 4				
0- 1	0- 0	0- 0	HOME	0- 0	0- 0	0- 1				
1- 4	0- 0	0- 0	AWAY	0- 0	0- 1	1- 3				
0- 1	0- 0	0- 0	NEUTRAL	0- 1	0- 0	0- 0				
2- 14	0- 0	0- 0	CONFERENCE	0- 0	0- 2	2- 12				
2- 5	0- 0	0- 0	HOME	0- 0	0- 1	2- 4				
0- 9	0- 0	0- 0	AWAY	0- 0	0- 1	0- 8				
0- 0	0- 0	0- 0	NEUTRAL	0- 0	0- 0	0- 0				

RPI 1-25			RPI 26-50			RPI 51-100			RPI 101+			Team's RPI: 338		
RPI	S	Opponent	Score	RPI	S	Opponent	Score	RPI	S	Opponent	Score			
								80	N	Fordham	42	74		
										102	A	Kansas	46	68
										128	A	Stephen F. Austin	44	58
										128	H	Stephen F. Austin	47	64
										158	A	Indiana	49	85
										182	A	UTSA	31	57
										189	A	Lamar	64	81
										189	H	Lamar	45	67
										209	A	Tex.-Pan American	61	65
										214	A	Northwestern St.	51	73
										222	H	McNeese St.	101	104
										225	A	Nicholls St.	34	67
										225	H	Nicholls St.	58	69
										247	A	Central Ark.	49	58
										259	A	A&M-Corpus Christi	54	63
										259	H	A&M-Corpus Christi	49	61
										261	A	Abilene Christian	54	78
										273	H	Grand Canyon	67	72
										278	A	Houston	50	48
										288	A	Houston Baptist	64	67
										302	A	Sam Houston St.	55	59
										318	H	New Orleans	71	59
										321	H	Southeastern La.	82	70
LAST 12 Division I GAMES:														
				189	A	Lamar	64	81		189	H	Lamar	45	67
				128	A	Stephen F. Austin	44	58		225	H	Nicholls St.	58	69
				259	H	A&M-Corpus Christi	49	61		225	A	Nicholls St.	34	67
				288	A	Houston Baptist	64	67		259	A	A&M-Corpus Christi	54	63
				247	A	Central Ark.	49	58		261	A	Abilene Christian	54	78
				128	H	Stephen F. Austin	47	64		222	H	McNeese St.	101	104

Non-Div I Games: Texas Wesleyan 66 74 St. Thomas (TX) 64 49 Our Lady Of The Lak92 104 Texas Lutheran 62 41 Incarnate Word

Loss, Non-Conf, S Site, H Home A Away N Neutral

Indiana

Through Games Of March 1, 2015

Average RPI Win:	204	WON-LOST	WINNING	LAST 10	STRENGTH OF	OPP. STRENGTH	TEAM	ADJ.	CONF.	ADJ CONF.
Average RPI Loss:	61	RECORD	PCT. RANK	GAMES	SCHEDULE	OF SCHEDULE	RPI	RPI	RPI	RPI
DIV. I ONLY	14- 15	183	2- 8	112	60	158	158	4	4	
DIV. I NON-CONF.	10- 1	17	0- 0	332	297	118	118	2	2	
TOTALS	RPI 1-25	RPI 26-50	W-L RECORDS	RPI 51-100	RPI 101-150	RPI 150+				
14- 15	0- 3	0- 7	OVERALL	2- 2	4- 1	8- 2				
11- 6	0- 1	0- 4	HOME	2- 0	3- 0	6- 1				
3- 9	0- 2	0- 3	AWAY	0- 2	1- 1	2- 1				
0- 0	0- 0	0- 0	NEUTRAL	0- 0	0- 0	0- 0				
10- 1	0- 0	0- 0	NON-CONFERENCE	0- 0	2- 0	8- 1				
7- 1	0- 0	0- 0	HOME	0- 0	1- 0	6- 1				
3- 0	0- 0	0- 0	AWAY	0- 0	1- 0	2- 0				
0- 0	0- 0	0- 0	NEUTRAL	0- 0	0- 0	0- 0				
4- 14	0- 3	0- 7	CONFERENCE	2- 2	2- 1	0- 1				
4- 5	0- 1	0- 4	HOME	2- 0	2- 0	0- 0				
0- 9	0- 2	0- 3	AWAY	0- 2	0- 1	0- 1				
0- 0	0- 0	0- 0	NEUTRAL	0- 0	0- 0	0- 0				

RPI	S	Opponent	Score	RPI	S	Opponent	Score	RPI	S	Opponent	Score	RPI	S	Opponent	Score	Team's RPI: 158
6	A	Maryland	72 83	34	H	Northwestern	69 75	57	A	Michigan	52 68	105	A	Boston College	76 67	
6	H	Maryland	74 84	35	A	Ohio St.	70 78	86	A	Michigan St.	57 72	112	H	East Tenn. St.	97 69	
7	A	Iowa	64 81	35	H	Ohio St.	49 103	86	H	Michigan St.	70 51	120	A	Purdue	64 86	
				36	H	Nebraska	64 67	98	H	Illinois	85 58	120	H	Purdue	72 55	
				39	A	Minnesota	61 65					142	H	Wisconsin	69 52	
				42	A	Rutgers	60 71					157	H	Indiana St.	61 65	
				42	H	Rutgers	51 66					219	A	Penn St.	75 79	
												226	H	IUPUI	68 55	
												236	A	Oakland	88 61	
												243	H	Morehead St.	98 57	
												268	H	Valparaiso	81 49	
												276	A	Milwaukee	82 56	
												286	H	Gardner-Webb	115 54	
												315	H	IPFW	80 37	
												338	H	Incarinate Word	85 49	
LAST 12 Division I GAMES:																
42	A	Rutgers	60 71	35	A	Ohio St.	70 78									
6	A	Maryland	72 83	34	H	Northwestern	69 75									
36	H	Nebraska	64 67	120	H	Purdue	72 55									
57	A	Michigan	52 68	86	A	Michigan St.	57 72									
7	A	Iowa	64 81	6	H	Maryland	74 84									
98	H	Illinois	85 58	219	A	Penn St.	75 79									

Non-Div I Games:

Indiana

■ Loss,
■ Non-Conf,
■ S Site,
■ H Home
■ A Away
N Neutral

Indiana St.

Through Games Of March 1, 2015

Average RPI Win:	232	WON-LOST	WINNING	LAST 10	STRENGTH OF	OPP. STRENGTH	TEAM	ADJ.	CONF.	ADJ CONF.
Average RPI Loss:	113	RECORD	PCT. RANK	GAMES	SCHEDULE	OF SCHEDULE	RPI	RPI	RPI	RPI
DIV. I ONLY	16- 10	99	4- 4	301	139	157	157	19	19	
DIV. I NON-CONF.	9- 1	21	0- 0	181	113	47	47	16	16	
TOTALS	RPI 1-25	RPI 26-50	W-L RECORDS	RPI 51-100	RPI 101-150	RPI 150+				
16- 10	0- 0	0- 2	OVERALL	1- 2	2- 5	13- 1				
6- 4	0- 0	0- 1	HOME	0- 1	1- 2	5- 0				
9- 6	0- 0	0- 1	AWAY	1- 1	1- 3	7- 1				
1- 0	0- 0	0- 0	NEUTRAL	0- 0	0- 0	1- 0				
9- 1	0- 0	0- 1	NON-CONFERENCE	1- 0	2- 0	6- 0				
2- 1	0- 0	0- 1	HOME	0- 0	1- 0	1- 0				
6- 0	0- 0	0- 0	AWAY	1- 0	1- 0	4- 0				
1- 0	0- 0	0- 0	NEUTRAL	0- 0	0- 0	1- 0				
7- 9	0- 0	0- 1	CONFERENCE	0- 2	0- 5	7- 1				
4- 3	0- 0	0- 0	HOME	0- 1	0- 2	4- 0				
3- 6	0- 0	0- 1	AWAY	0- 1	0- 3	3- 1				
0- 0	0- 0	0- 0	NEUTRAL	0- 0	0- 0	0- 0				

RPI S	Opponent	Score	RPI S	Opponent	Score	RPI S	Opponent	Score	RPI S	Opponent	Score	Team's RPI: 157
41	H Stetson	52 62	67	A Drake	61 76	110	A UNI	29 64				
44	A Wichita St.	52 63	67	H Drake	65 72	110	H UNI	55 57				
			88	A St. John's (NY)	73 67	112	H East Tenn. St.	76 69				
						122	A Southern Ill.	53 65				
						122	H Southern Ill.	58 76				
						132	A Butler	66 51				
						144	A Missouri St.	66 74				
						158	A Indiana	65 61				
						162	A Saint Louis	68 58				
						162	H Saint Louis	63 60				
						226	A IUPUI	61 60				
						246	A Evansville	71 53				
						246	H Evansville	67 52				
						258	N SMU	64 55				
						305	A Loyola Chicago	50 61				
						305	H Loyola Chicago	64 37				
						319	A Bradley	65 55				
						319	H Bradley	64 50				
						322	A South Ala.	74 53				
						331	A Illinois St.	60 36				
						331	H Illinois St.	74 65				
LAST 12 Division I GAMES:												
331	A Illinois St.	60 36	305	A Loyola Chicago	50 61							
246	A Evansville	71 53	319	A Bradley	65 55							
67	A Drake	61 76	246	H Evansville	67 52							
110	A UNI	29 64	110	H UNI	55 57							
122	H Southern Ill.	58 76	67	H Drake	65 72							
331	H Illinois St.	74 65	122	A Southern Ill.	53 65							

Non-Div I Games: Indianapolis 62 43

Indiana St.

Loss, Non-Conf, S Site, H Home A Away N Neutral

Average RPI Win: 245	WON-LOST	WINNING	LAST 10	STRENGTH OF	OPP. STRENGTH	TEAM	ADJ.	CONF.	ADJ CONF.
Average RPI Loss: 141	RECORD	PCT. RANK	GAMES	SCHEDULE	OF SCHEDULE	RPI	RPI	RPI	RPI
DIV. I ONLY	15- 14	167	4- 6	202	252	190	190	24	24
DIV. I NON-CONF.	3- 6	234	0- 0	85	207	193	193	24	24
TOTALS	RPI 1-25	RPI 26-50	W-L RECORDS	RPI 51-100	RPI 101-150	RPI 150+			
15- 14	0- 0	0- 3	OVERALL	1- 1	0- 4	14- 6			
8- 6	0- 0	0- 2	HOME	0- 0	0- 1	8- 3			
7- 8	0- 0	0- 1	AWAY	1- 1	0- 3	6- 3			
0- 0	0- 0	0- 0	NEUTRAL	0- 0	0- 0	0- 0			
3- 6	0- 0	0- 1	NON-CONFERENCE	1- 1	0- 2	2- 2			
2- 2	0- 0	0- 1	HOME	0- 0	0- 0	2- 1			
1- 4	0- 0	0- 0	AWAY	1- 1	0- 2	0- 1			
0- 0	0- 0	0- 0	NEUTRAL	0- 0	0- 0	0- 0			
12- 8	0- 0	0- 2	CONFERENCE	0- 0	0- 2	12- 4			
6- 4	0- 0	0- 1	HOME	0- 0	0- 1	6- 2			
6- 4	0- 0	0- 1	AWAY	0- 0	0- 1	6- 2			
0- 0	0- 0	0- 0	NEUTRAL	0- 0	0- 0	0- 0			

RPI 1-25				RPI 26-50				RPI 51-100				RPI 101+ Team's RPI: 190			
RPI	S	Opponent	Score	RPI	S	Opponent	Score	RPI	S	Opponent	Score	RPI	S	Opponent	Score
				31	A	Quinnipiac	74 85	54	A	Pacific	49 64	102	A	Kansas	49 90
				31	H	Quinnipiac	72 79	80	A	Fordham	72 51	112	A	East Tenn. St.	64 76
				42	H	Rutgers	58 66					119	A	Marist	54 59
												119	H	Marist	58 63
												175	A	Fairfield	66 77
												175	H	Fairfield	62 74
												178	H	Stony Brook	73 62
												180	A	Siena	79 50
												180	H	Siena	57 50
												199	H	Sacred Heart	80 82
												234	A	Niagara	83 72
												234	H	Niagara	81 53
												251	A	Monmouth	74 75
												251	H	Monmouth	71 58
												255	A	Canisius	80 62
												255	H	Canisius	85 75
												263	H	UCF	75 67
												269	A	Rider	71 51
												269	H	Rider	81 85
												294	A	Bowling Green	59 80
												316	A	Manhattan	79 62
												316	H	Manhattan	60 41
												332	A	Saint Peter's	67 65
												332	H	Saint Peter's	77 43
LAST 12 Division I GAMES:															
				234	H	Niagara	81 53	31	A	Quinnipiac	74 85				
				175	H	Fairfield	62 74	316	H	Manhattan	60 41				
				31	H	Quinnipiac	72 79	119	H	Marist	58 63				
				119	A	Marist	54 59	175	A	Fairfield	66 77				
				180	H	Siena	57 50	255	A	Canisius	80 62				
				332	A	Saint Peter's	67 65	234	A	Niagara	83 72				

Non-Div I Games:

Iona

■ Loss,
 ■ Non-Conf, S Site,
 ■ Home
 ■ Away
 N Neutral

Through Games Of March 17, 2019										
Average RPI Win:	95	WON-LOST	WINNING	LAST 10	STRENGTH OF	OPP. STRENGTH	TEAM	ADJ.	CONF.	ADJ CONF.
Average RPI Loss:	39	RECORD	PCT. RANK	GAMES	SCHEDULE	OF SCHEDULE	RPI	RPI	RPI	RPI
DIV. I ONLY	23- 6	27	7- 3	13	6	7	7	4	4	
DIV. I NON-CONF.	9- 2	35	0- 0	23	5	10	10	2	2	
<hr/>										
TOTALS	RPI 1-25	RPI 26-50		W-L RECORDS		RPI 51-100	RPI 101-150	RPI 150+		
23- 6	1- 2	9- 3		OVERALL		3- 1	5- 0	5- 0		
16- 0	1- 0	5- 0		HOME		1- 0	4- 0	5- 0		
6- 5	0- 2	3- 2		AWAY		2- 1	1- 0	0- 0		
1- 1	0- 0	1- 1		NEUTRAL		0- 0	0- 0	0- 0		
9- 2	1- 1	2- 1		NON-CONFERENCE		1- 0	2- 0	3- 0		
7- 0	1- 0	1- 0		HOME		0- 0	2- 0	3- 0		
1- 1	0- 1	0- 0		AWAY		1- 0	0- 0	0- 0		
1- 1	0- 0	1- 1		NEUTRAL		0- 0	0- 0	0- 0		
14- 4	0- 1	7- 2		CONFERENCE		2- 1	3- 0	2- 0		
9- 0	0- 0	4- 0		HOME		1- 0	2- 0	2- 0		
5- 4	0- 1	3- 2		AWAY		1- 1	1- 0	0- 0		
0- 0	0- 0	0- 0		NEUTRAL		0- 0	0- 0	0- 0		

RPI	S	Opponent	Score
6	A	Maryland	88 93
8	A	Louisville	52 86
14	H	Dayton	90 83

RPI	S	Opponent	Score
34	A	Northwestern	102 99
34	H	Northwestern	83 70
35	A	Ohio St.	82 100
35	H	Ohio St.	73 65
36	A	Nebraska	69 61
36	H	Nebraska	78 72
38	N	Gonzaga	79 67
39	A	Minnesota	80 93
39	H	Minnesota	92 76
42	A	Rutgers	79 72
43	H	Iowa St.	76 67
46	N	Arkansas	67 77

RPI	S	Opponent	Score
57	H	Michigan	76 70
67	A	Drake	100 98
86	A	Michigan St.	52 50
98	A	Illinois	61 73

RPI	S	Opponent	Score
110	H	UNI	73 45
113	H	Colorado	78 63
120	H	Purdue	73 59
142	A	Wisconsin	87 75
142	H	Wisconsin	78 74
158	H	Indiana	81 64
177	H	Robert Morris	85 67
217	H	Pepperdine	97 68
218	H	USC Upstate	107 56
219	H	Penn St.	77 52

LAST 12 Division I GAMES:

39	H	Minnesota	92 76	142	A	Wisconsin	87 75
142	H	Wisconsin	78 74	35	H	Ohio St.	73 65
35	A	Ohio St.	82 100	6	A	Maryland	88 93
39	A	Minnesota	80 93	34	A	Northwestern	102 99
158	H	Indiana	81 64	36	H	Nebraska	78 72
36	A	Nebraska	69 61	57	H	Michigan	76 70

Non-Div I Games:

Iowa

Average RPI Win:	133	WON-LOST	WINNING	LAST 10	STRENGTH OF	OPP. STRENGTH	TEAM	ADJ.	CONF.	ADJ CONF.
Average RPI Loss:	53	RECORD	PCT. RANK	GAMES	SCHEDULE	OF SCHEDULE	RPI	RPI	RPI	RPI
DIV. I ONLY	18- 10	87	4- 6	28	28	43	43	1	1	
DIV. I NON-CONF.	9- 2	35	0- 0	196	190	62	62	1	1	
TOTALS	RPI 1-25	RPI 26-50	W-L RECORDS	RPI 51-100	RPI 101-150	RPI 150+				
18- 10	4- 3	0- 2	OVERALL	5- 3	2- 2	7- 0				
15- 2	3- 0	0- 1	HOME	4- 0	2- 1	6- 0				
2- 8	1- 3	0- 1	AWAY	1- 3	0- 1	0- 0				
1- 0	0- 0	0- 0	NEUTRAL	0- 0	0- 0	1- 0				
9- 2	0- 1	0- 0	NON-CONFERENCE	1- 1	1- 0	7- 0				
8- 0	0- 0	0- 0	HOME	1- 0	1- 0	6- 0				
0- 2	0- 1	0- 0	AWAY	0- 1	0- 0	0- 0				
1- 0	0- 0	0- 0	NEUTRAL	0- 0	0- 0	1- 0				
9- 8	4- 2	0- 2	CONFERENCE	4- 2	1- 2	0- 0				
7- 2	3- 0	0- 1	HOME	3- 0	1- 1	0- 0				
2- 6	1- 2	0- 1	AWAY	1- 2	0- 1	0- 0				
0- 0	0- 0	0- 0	NEUTRAL	0- 0	0- 0	0- 0				

RPI	S	Opponent	Score	RPI	S	Opponent	Score	Team's RPI: 43	RPI	S	Opponent	Score	RPI	S	Opponent	Score
3	A	Baylor	47 79	45	A	Oklahoma St.	48 60		59	A	St. Mary's (CA)	63 67	102	H	Kansas	56 61
3	H	Baylor	76 71	45	H	Oklahoma St.	62 63		63	A	TCU	84 86	121	A	Texas Tech	58 71
7	A	Iowa	67 76						63	H	TCU	80 62	121	H	Texas Tech	59 47
21	A	Oklahoma	66 75						65	A	West Virginia	52 54	141	H	UC Riverside	71 54
21	H	Oklahoma	84 76						65	H	West Virginia	61 43	175	H	Fairfield	76 63
23	A	Texas	58 57						67	H	Drake	84 67	178	H	Stony Brook	74 64
23	H	Texas	59 57						73	A	Kansas St.	79 59	206	N	Wyoming	84 63
									73	H	Kansas St.	60 55	218	H	USC Upstate	98 76
													264	H	Cincinnati	85 54
													339	H	Ark.-Pine Bluff	82 56
													343	H	Howard	90 44
LAST 12 Division I GAMES:																
3	H	Baylor	76 71	65	H	West Virginia	61 43									
121	H	Texas Tech	59 47	21	A	Oklahoma	66 75									
65	A	West Virginia	52 54	45	H	Oklahoma St.	62 63									
21	H	Oklahoma	84 76	102	H	Kansas	56 61									
45	A	Oklahoma St.	48 60	23	A	Texas	58 57									
121	A	Texas Tech	58 71	63	H	TCU	80 62									

Non-Div I Games:

Iowa St.

■ Loss,
■ Non-Conf,
■ S Site,
■ H Home
■ A Away
N Neutral

Average RPI Win:	301	WON-LOST	WINNING	LAST 10	STRENGTH OF	OPP. STRENGTH	TEAM	ADJ.	CONF.	ADJ CONF.
Average RPI Loss:	209	RECORD	PCT. RANK	GAMES	SCHEDULE	OF SCHEDULE	RPI	RPI	RPI	RPI
DIV. I ONLY	10- 16	241	5- 5	328	348	279	279	33	33	
DIV. I NON-CONF.	3- 8	263	0- 0	213	302	257	257	31	31	
TOTALS	RPI 1-25	RPI 26-50	W-L RECORDS	RPI 51-100	RPI 101-150	RPI 150+				
10- 16	0- 0	0- 2	OVERALL	0- 1	0- 0	10- 13				
4- 4	0- 0	0- 0	HOME	0- 0	0- 0	4- 4				
5- 10	0- 0	0- 0	AWAY	0- 0	0- 0	5- 1				
1- 2	0- 0	0- 1	NEUTRAL	0- 0	0- 0	1- 1				
3- 8	0- 0	0- 2	NON-CONFERENCE	0- 1	0- 0	3- 5				
1- 0	0- 0	0- 0	HOME	0- 0	0- 0	1- 0				
1- 6	0- 0	0- 1	AWAY	0- 1	0- 0	1- 4				
1- 2	0- 0	0- 1	NEUTRAL	0- 0	0- 0	1- 1				
7- 8	0- 0	0- 0	CONFERENCE	0- 0	0- 0	7- 8				
3- 4	0- 0	0- 0	HOME	0- 0	0- 0	3- 4				
4- 4	0- 0	0- 0	AWAY	0- 0	0- 0	4- 4				
0- 0	0- 0	0- 0	NEUTRAL	0- 0	0- 0	0- 0				

RPI S	Opponent	Score	RPI S	Opponent	Score	RPI S	Opponent	Score	RPI S	Opponent	Score	Team's RPI: 279
47	A Arkansas St.	60 92	47	A LSU	44 52	163	A La.-Lafayette	56 65				
48	N Duquesne	72 90				181	A Mercer	48 80				
						193	A Texas Southern	53 70				
						193	H Texas Southern	46 54				
						197	A Jacksonville St.	57 64				
						214	H Northwestern St.	62 61				
						231	A Prairie View	65 82				
						231	H Prairie View	65 60				
						244	A Southern U.	60 82				
						244	H Southern U.	61 77				
						247	N Central Ark.	45 56				
						265	A Lipscomb	45 72				
						289	A Grambling	64 55				
						289	H Grambling	70 56				
						291	A Alabama St.	90 85				
						328	N Murray St.	90 81				
						329	A Alcorn	65 41				
						329	H Alcorn	69 76				
						339	H Ark.-Pine Bluff	49 57				
						344	A Alabama A&M	75 71				
						346	A Chicago St.	70 60				
						349	A Mississippi Val.	71 74				
						349	H Mississippi Val.	58 54				
LAST 12 Division I GAMES:												
349	H Mississippi Val.	58 54	339	H Ark.-Pine Bluff	49 57							
289	H Grambling	70 56	349	A Mississippi Val.	71 74							
193	H Texas Southern	46 54	289	A Grambling	64 55							
231	H Prairie View	65 60	193	A Texas Southern	53 70							
244	A Southern U.	60 82	231	A Prairie View	65 82							
329	A Alcorn	65 41	244	H Southern U.	61 77							

Non-Div I Games:

Jackson St.

■ Loss,
 ■ Non-Conf,
 ■ S Site,
 ■ Home
 ■ A Away
 N Neutral

Jacksonville

Through Games Of March 1, 2015

Average RPI Win: 218	WON-LOST	WINNING	LAST 10	STRENGTH OF	OPP. STRENGTH	TEAM	ADJ.	CONF.	ADJ CONF.
Average RPI Loss: 146	RECORD	PCT. RANK	GAMES	SCHEDULE	OF SCHEDULE	RPI	RPI	RPI	RPI
DIV. I ONLY	9- 16	251	5- 5	146	135	213	213	11	11
DIV. I NON-CONF.	3- 8	263	0- 0	278	151	279	279	12	12
TOTALS	RPI 1-25	RPI 26-50	W-L RECORDS	RPI 51-100	RPI 101-150	RPI 150+			
9- 16	0- 3	0- 3	OVERALL	0- 1	2- 1	7- 8			
4- 6	0- 1	0- 2	HOME	0- 0	1- 0	3- 3			
5- 10	0- 2	0- 1	AWAY	0- 1	1- 1	4- 5			
0- 0	0- 0	0- 0	NEUTRAL	0- 0	0- 0	0- 0			
3- 8	0- 1	0- 1	NON-CONFERENCE	0- 1	0- 1	3- 4			
2- 1	0- 0	0- 1	HOME	0- 0	0- 0	2- 0			
1- 7	0- 1	0- 0	AWAY	0- 1	0- 1	1- 4			
0- 0	0- 0	0- 0	NEUTRAL	0- 0	0- 0	0- 0			
6- 8	0- 2	0- 2	CONFERENCE	0- 0	2- 0	4- 4			
2- 5	0- 1	0- 1	HOME	0- 0	1- 0	1- 3			
4- 3	0- 1	0- 1	AWAY	0- 0	1- 0	3- 1			
0- 0	0- 0	0- 0	NEUTRAL	0- 0	0- 0	0- 0			

RPI 1-25				RPI 26-50				RPI 51-100				RPI 101+ Team's RPI: 213			
RPI	S	Opponent	Score	RPI	S	Opponent	Score	RPI	S	Opponent	Score	RPI	S	Opponent	Score
10	A	Florida St.	46 73	29	H	Syracuse	61 77	78	A	Miami (FL)	36 65	147	A	Florida	73 84
15	A	FGCU	47 78	41	A	Stetson	47 73					148	A	Kennesaw St.	78 64
15	H	FGCU	37 60	41	H	Stetson	67 73					148	H	Kennesaw St.	73 70
												161	A	Savannah St.	45 41
												165	A	Northern Ky.	76 62
												165	H	Northern Ky.	59 70
												198	A	Tennessee St.	61 64
												218	A	USC Upstate	64 66
												218	H	USC Upstate	58 60
												245	A	North Florida	68 56
												245	H	North Florida	54 52
												248	H	Bethune-Cookman	64 51
												263	A	UCF	59 71
												265	A	Lipscomb	75 63
												265	H	Lipscomb	63 75
												306	A	Ga. Southern	65 78
												328	A	Murray St.	62 80
												335	H	FIU	76 64
LAST 12 Division I GAMES:															
				15	A	FGCU	47 78	245	A	North Florida	68 56				
				41	H	Stetson	67 73	148	A	Kennesaw St.	78 64				
				265	A	Lipscomb	75 63	218	A	USC Upstate	64 66				
				165	A	Northern Ky.	76 62	165	H	Northern Ky.	59 70				
				218	H	USC Upstate	58 60	265	H	Lipscomb	63 75				
				148	H	Kennesaw St.	73 70	15	H	FGCU	37 60				

Non-Div I Games: Trinity Baptist 98 24 Thomas (GA) 65 38

Jacksonville

Loss, Non-Conf, S Site, H Home A Away N Neutral

Average RPI Win:	264	WON-LOST	WINNING	LAST 10	STRENGTH OF	OPP. STRENGTH	TEAM	ADJ.	CONF.	ADJ CONF.
Average RPI Loss:	201	RECORD	PCT. RANK	GAMES	SCHEDULE	OF SCHEDULE	RPI	RPI	RPI	RPI
DIV. I ONLY	19- 9	73	7- 3	336	316	197	197	26	26	
DIV. I NON-CONF.	9- 3	60	0- 0	320	328	136	136	26	26	
TOTALS	RPI 1-25	RPI 26-50	W-L RECORDS	RPI 51-100	RPI 101-150	RPI 150+				
19- 9	0- 0	0- 0	OVERALL	0- 0	1- 3	18- 6				
10- 3	0- 0	0- 0	HOME	0- 0	0- 0	10- 3				
7- 6	0- 0	0- 0	AWAY	0- 0	0- 3	7- 3				
2- 0	0- 0	0- 0	NEUTRAL	0- 0	1- 0	1- 0				
9- 3	0- 0	0- 0	NON-CONFERENCE	0- 0	1- 2	8- 1				
5- 0	0- 0	0- 0	HOME	0- 0	0- 0	5- 0				
2- 3	0- 0	0- 0	AWAY	0- 0	0- 2	2- 1				
2- 0	0- 0	0- 0	NEUTRAL	0- 0	1- 0	1- 0				
10- 6	0- 0	0- 0	CONFERENCE	0- 0	0- 1	10- 5				
5- 3	0- 0	0- 0	HOME	0- 0	0- 0	5- 3				
5- 3	0- 0	0- 0	AWAY	0- 0	0- 1	5- 2				
0- 0	0- 0	0- 0	NEUTRAL	0- 0	0- 0	0- 0				

RPI 1-25			RPI 26-50			RPI 51-100			RPI 101+ Team's RPI: 197		
RPI	S	Opponent	Score	RPI	S	Opponent	Score	RPI	S	Opponent	Score
								112	N	East Tenn. St.	57 56
								121	A	Texas Tech	59 67
								126	A	UT Martin	47 67
								148	A	Kennesaw St.	65 67
								173	A	SIUE	72 69
								181	H	Mercer	67 66
								183	A	Alabama	64 62
								191	A	Belmont	66 70
								191	H	Belmont	52 55
								198	A	Tennessee St.	63 50
								198	H	Tennessee St.	66 74
								243	A	Morehead St.	83 78
								243	H	Morehead St.	72 64
								247	A	Central Ark.	63 54
								250	H	Austin Peay	54 57
								279	H	Jackson St.	64 57
								284	A	Eastern Ky.	69 65
								284	H	Eastern Ky.	73 53
								285	A	South Carolina St.	52 55
								297	A	Eastern Ill.	63 66
								306	H	Ga. Southern	78 52
								308	H	Wofford	70 55
								310	H	Southeast Mo. St.	70 34
								318	H	New Orleans	65 51
								328	H	Murray St.	78 73
								334	A	Tennessee Tech	70 54
LAST 12 Division I GAMES:											
243	A	Morehead St.	83 78	198	A	Tennessee St.	63 50				
198	H	Tennessee St.	66 74	284	H	Eastern Ky.	73 53				
284	A	Eastern Ky.	69 65	243	H	Morehead St.	72 64				
334	H	Tennessee Tech	67 58	191	A	Belmont	66 70				
191	H	Belmont	52 55	126	A	UT Martin	47 67				
334	A	Tennessee Tech	70 54	310	H	Southeast Mo. St.	70 34				

Non-Div I Games:

Jacksonville St.

■ Loss,
 ■ Non-Conf,
 ■ S Site,
 ■ Home
 ■ Away
 N Neutral

J
a
c
k
s
o
n
v
i
l
l
e
s
t
.

Jacksonville St.
RPI S Opponent Score

Through Games Of March 1, 2015

RPI	S	Opponent	Score
334	H	Tennessee Tech	67 58
348	N	Charleston So.	70 43

J
a
c
k
s
o
n
v
i
l
l
e
s
t
.

Jacksonville St.
S
t
.

Average RPI Win:	165	WON-LOST	WINNING	LAST 10	STRENGTH OF	OPP. STRENGTH	TEAM	ADJ.	CONF.	ADJ CONF.
Average RPI Loss:	57	RECORD	PCT. RANK	GAMES	SCHEDULE	OF SCHEDULE	RPI	RPI	RPI	RPI
DIV. I ONLY	25- 3	11	9- 1	116	80	25	25	13	13	
DIV. I NON-CONF.	9- 2	35	0- 0	70	11	19	19	11	11	
TOTALS	RPI 1-25	RPI 26-50	W-L RECORDS	RPI 51-100	RPI 101-150	RPI 150+				
25- 3	0- 1	1- 0	OVERALL	6- 1	5- 1	13- 0				
12- 1	0- 0	1- 0	HOME	3- 0	3- 1	5- 0				
12- 1	0- 0	0- 0	AWAY	3- 0	2- 0	7- 0				
1- 1	0- 1	0- 0	NEUTRAL	0- 0	0- 0	1- 0				
9- 2	0- 1	1- 0	NON-CONFERENCE	4- 1	2- 0	2- 0				
5- 0	0- 0	1- 0	HOME	2- 0	2- 0	0- 0				
3- 1	0- 0	0- 0	AWAY	2- 1	0- 0	1- 0				
1- 1	0- 1	0- 0	NEUTRAL	0- 0	0- 0	1- 0				
16- 1	0- 0	0- 0	CONFERENCE	2- 0	3- 1	11- 0				
7- 1	0- 0	0- 0	HOME	1- 0	1- 1	5- 0				
9- 0	0- 0	0- 0	AWAY	1- 0	2- 0	6- 0				
0- 0	0- 0	0- 0	NEUTRAL	0- 0	0- 0	0- 0				

RPI 1-25				Team's RPI: 25				RPI 26-50				RPI 51-100				RPI 101+			
RPI	S	Opponent	Score	RPI	S	Opponent	Score	RPI	S	Opponent	Score	RPI	S	Opponent	Score	RPI	S	Opponent	Score
6	N	Maryland	64 80	33	H	Pittsburgh	80 64	52	A	Ohio	69 62	103	A	Hofstra	77 68				
								58	A	American	69 65	103	H	Hofstra	62 63				
								61	A	Drexel	73 54	107	A	Elon	68 51				
								61	H	Drexel	66 51	107	H	Elon	89 60				
								62	A	Vanderbilt	62 66	109	H	Hampton	85 53				
								93	H	Richmond	79 68	146	H	St. Bonaventure	76 43				
								94	H	UCLA	91 87	174	A	William & Mary	65 43				
												174	H	William & Mary	92 50				
												196	A	Delaware	74 71				
												196	H	Delaware	94 64				
												232	A	UNCW	85 49				
												232	H	UNCW	74 57				
												241	A	Towson	79 64				
												241	H	Towson	67 66				
												254	A	Davidson	73 57				
												278	N	Houston	84 60				
												281	A	Col. of Charleston	73 53				
												301	A	Northeastern	77 55				
												301	H	Northeastern	82 47				
LAST 12 Division I GAMES:																			
196	A	Delaware	74 71	61	A	Drexel	73 54												
301	H	Northeastern	82 47	103	A	Hofstra	77 68												
103	H	Hofstra	62 63	107	H	Elon	89 60												
232	A	UNCW	85 49	281	A	Col. of Charleston	73 53												
196	H	Delaware	94 64	174	H	William & Mary	92 50												
241	A	Towson	79 64	61	H	Drexel	66 51												

Non-Div I Games:

James Madison

■ Loss,
■ Non-Conf,
■ S Site,
■ H Home
■ A Away
N Neutral

Average RPI Win:	160	WON-LOST	WINNING	LAST 10	STRENGTH OF	OPP. STRENGTH	TEAM	ADJ.	CONF.	ADJ CONF.
Average RPI Loss:	41	RECORD	PCT. RANK	GAMES	SCHEDULE	OF SCHEDULE	RPI	RPI	RPI	RPI
DIV. I ONLY	15- 12	143	3- 5	24	55	73	73	1	1	
DIV. I NON-CONF.	9- 1	21	0- 0	147	331	38	38	1	1	
TOTALS	RPI 1-25	RPI 26-50	W-L RECORDS	RPI 51-100	RPI 101-150	RPI 150+				
15- 12	1- 5	1- 4	OVERALL	1- 2	4- 1	8- 0				
12- 4	1- 2	1- 1	HOME	1- 0	2- 1	7- 0				
2- 8	0- 3	0- 3	AWAY	0- 2	2- 0	0- 0				
1- 0	0- 0	0- 0	NEUTRAL	0- 0	0- 0	1- 0				
9- 1	0- 0	0- 1	NON-CONFERENCE	0- 0	1- 0	8- 0				
8- 0	0- 0	0- 0	HOME	0- 0	1- 0	7- 0				
0- 1	0- 0	0- 1	AWAY	0- 0	0- 0	0- 0				
1- 0	0- 0	0- 0	NEUTRAL	0- 0	0- 0	1- 0				
6- 11	1- 5	1- 3	CONFERENCE	1- 2	3- 1	0- 0				
4- 4	1- 2	1- 1	HOME	1- 0	1- 1	0- 0				
2- 7	0- 3	0- 2	AWAY	0- 2	2- 0	0- 0				
0- 0	0- 0	0- 0	NEUTRAL	0- 0	0- 0	0- 0				

RPI 1-25				RPI 26-50				RPI 51-100				RPI 101+			
RPI	S	Opponent	Score	RPI	S	Opponent	Score	RPI	S	Opponent	Score	RPI	S	Opponent	Score
3	A	Baylor	46 68	43	A	Iowa St.	55 60	63	A	TCU	47 67	102	A	Kansas	55 48
3	H	Baylor	44 74	43	H	Iowa St.	59 79	63	H	TCU	93 79	102	H	Kansas	58 52
21	A	Oklahoma	58 66	44	A	Wichita St.	48 51	65	A	West Virginia	51 63	109	H	Hampton	66 46
21	H	Oklahoma	64 73	45	A	Oklahoma St.	47 69					121	A	Texas Tech	41 38
23	A	Texas	58 76	45	H	Oklahoma St.	52 51					121	H	Texas Tech	68 74
23	H	Texas	66 57									167	H	Oral Roberts	53 47
												172	H	Texas-Arlington	45 41
												173	H	SIUE	81 55
												194	H	Samford	60 41
												242	N	UTEP	72 43
												261	H	Abilene Christian	68 53
												289	H	Grambling	61 38
												341	H	UMKC	65 36
LAST 12 Division I GAMES:															
63	A	TCU	47 67	21	A	Oklahoma	58 66								
102	A	Kansas	55 48	23	H	Texas	66 57								
21	H	Oklahoma	64 73	121	A	Texas Tech	41 38								
23	A	Texas	58 76	45	H	Oklahoma St.	52 51								
121	H	Texas Tech	68 74	3	A	Baylor	46 68								
63	H	TCU	93 79	65	A	West Virginia	51 63								

Non-Div I Games: William Jewell 66 53

Kansas St.

■ Loss,
 ■ Non-Conf,
 ■ S Site,
 ■ H Home
 ■ A Away
 N Neutral

Average RPI Win:	246	WON-LOST	WINNING	LAST 10	STRENGTH OF	OPP. STRENGTH	TEAM	ADJ.	CONF.	ADJ CONF.
Average RPI Loss:	135	RECORD	PCT. RANK	GAMES	SCHEDULE	OF SCHEDULE	RPI	RPI	RPI	RPI
DIV. I ONLY	17- 12	117	4- 6	210	240	148	148	11	11	
DIV. I NON-CONF.	11- 4	69	0- 0	290	333	123	123	12	12	
TOTALS	RPI 1-25	RPI 26-50	W-L RECORDS	RPI 51-100	RPI 101-150	RPI 150+				
17- 12	0- 2	0- 3	OVERALL	0- 1	0- 0	17- 6				
10- 4	0- 1	0- 1	HOME	0- 0	0- 0	10- 2				
7- 8	0- 1	0- 2	AWAY	0- 1	0- 0	7- 4				
0- 0	0- 0	0- 0	NEUTRAL	0- 0	0- 0	0- 0				
11- 4	0- 0	0- 1	NON-CONFERENCE	0- 1	0- 0	11- 2				
6- 1	0- 0	0- 0	HOME	0- 0	0- 0	6- 1				
5- 3	0- 0	0- 1	AWAY	0- 1	0- 0	5- 1				
0- 0	0- 0	0- 0	NEUTRAL	0- 0	0- 0	0- 0				
6- 8	0- 2	0- 2	CONFERENCE	0- 0	0- 0	6- 4				
4- 3	0- 1	0- 1	HOME	0- 0	0- 0	4- 1				
2- 5	0- 1	0- 1	AWAY	0- 0	0- 0	2- 3				
0- 0	0- 0	0- 0	NEUTRAL	0- 0	0- 0	0- 0				

RPI S	Opponent	Score	RPI S	Opponent	Score	RPI S	Opponent	Score	RPI S	Opponent	Score	Team's RPI: 148
15	A FGCU	47 61	40	A Seton Hall	74 77	84	A Georgia Tech	48 77	165	A Northern Ky.	61 68	
15	H FGCU	60 71	41	A Stetson	64 75				165	H Northern Ky.	66 58	
			41	H Stetson	58 70				181	A Mercer	76 56	
									181	H Mercer	44 54	
									187	H Xavier	61 60	
									197	H Jacksonville St.	67 65	
									198	A Tennessee St.	65 56	
									213	A Jacksonville	70 73	
									213	H Jacksonville	64 78	
									218	A USC Upstate	72 63	
									218	H USC Upstate	67 55	
									230	A Georgia St.	73 64	
									245	A North Florida	64 52	
									245	H North Florida	46 40	
									265	A Lipscomb	61 79	
									265	H Lipscomb	75 57	
									281	H Col. of Charleston	68 61	
									286	H Gardner-Webb	50 47	
									299	A Columbia	66 62	
									306	A Ga. Southern	72 51	
									328	H Murray St.	65 60	
									336	H Florida A&M	79 58	
									344	A Alabama A&M	66 73	
LAST 12 Division I GAMES:												
265	H Lipscomb	75 57	218	H USC Upstate	67 55							
165	A Northern Ky.	61 68	213	H Jacksonville	64 78							
41	H Stetson	58 70	245	H North Florida	46 40							
15	H FGCU	60 71	15	A FGCU	47 61							
245	A North Florida	64 52	41	A Stetson	64 75							
213	A Jacksonville	70 73	265	A Lipscomb	61 79							

Non-Div I Games:

Kennesaw St.

■ Loss,
 ■ Non-Conf,
 ■ S Site,
 ■ Home
 ■ A Away
 N Neutral

Average RPI Win: 258	WON-LOST	WINNING	LAST 10	STRENGTH OF	OPP. STRENGTH	TEAM	ADJ.	CONF.	ADJ CONF.
Average RPI Loss: 147	RECORD	PCT. RANK	GAMES	SCHEDULE	OF SCHEDULE	RPI	RPI	RPI	RPI
DIV. I ONLY	5- 22	319	2- 8	180	200	290	290	15	15
DIV. I NON-CONF.	2- 9	297	0- 0	164	186	280	280	17	17
TOTALS	RPI 1-25	RPI 26-50	W-L RECORDS	RPI 51-100	RPI 101-150	RPI 150+			
5- 22	0- 0	0- 3	OVERALL	0- 5	0- 5	5- 9			
3- 7	0- 0	0- 1	HOME	0- 3	0- 1	3- 2			
2- 13	0- 0	0- 2	AWAY	0- 2	0- 4	2- 5			
0- 2	0- 0	0- 0	NEUTRAL	0- 0	0- 0	0- 2			
2- 9	0- 0	0- 3	NON-CONFERENCE	0- 1	0- 1	2- 4			
1- 2	0- 0	0- 1	HOME	0- 1	0- 0	1- 0			
1- 5	0- 0	0- 2	AWAY	0- 0	0- 1	1- 2			
0- 2	0- 0	0- 0	NEUTRAL	0- 0	0- 0	0- 2			
3- 13	0- 0	0- 0	CONFERENCE	0- 4	0- 4	3- 5			
2- 5	0- 0	0- 0	HOME	0- 2	0- 1	2- 2			
1- 8	0- 0	0- 0	AWAY	0- 2	0- 3	1- 3			
0- 0	0- 0	0- 0	NEUTRAL	0- 0	0- 0	0- 0			

RPI S	Opponent	Score	RPI S	Opponent	Score	RPI S	Opponent	Score	RPI S	Opponent	Score	Team's RPI: 290
34	A Northwestern	54 72	52	A Ohio	44 58	104	A Toledo	49 67				
47	H Arkansas St.	44 59	69	H Youngstown St.	49 68	118	A Cleveland St.	67 69				
48	A Duquesne	60 86	79	A Akron	67 74	133	H Eastern Mich.	53 70				
			79	H Akron	53 54	134	A Buffalo	57 59				
			92	H Western Mich.	55 78	137	A Ball St.	47 85				
						152	N Dartmouth	49 60				
						156	A Central Mich.	63 65				
						156	H Central Mich.	62 83				
						191	H Belmont	58 55				
						249	A Northern Ill.	49 66				
						249	H Northern Ill.	54 52				
						259	N A&M-Corpus Christi	47 57				
						260	A North Dakota St.	68 74				
						262	A Colgate	62 61				
						283	A Miami (OH)	59 66				
						283	H Miami (OH)	53 69				
						294	A Bowling Green	62 58				
						294	H Bowling Green	55 48				
						318	A New Orleans	55 58				
LAST 12 Division I GAMES:												
283	A Miami (OH)	59 66	52	A Ohio	44 58							
79	H Akron	53 54	133	H Eastern Mich.	53 70							
294	A Bowling Green	62 58	79	A Akron	67 74							
134	A Buffalo	57 59	156	A Central Mich.	63 65							
249	H Northern Ill.	54 52	92	H Western Mich.	55 78							
283	H Miami (OH)	53 69	249	A Northern Ill.	49 66							

Non-Div I Games:

Kent St.

■ Loss,
■ Non-Conf,
■ S Site,
■ H Home
■ A Away
N Neutral

Through Games of March 17, 1918									
Average RPI Win: 101	WON-LOST	WINNING	LAST 10	STRENGTH OF	OPP. STRENGTH	TEAM	ADJ.	CONF.	ADJ CONF.
Average RPI Loss: 39	RECORD	PCT. RANK	GAMES	SCHEDULE	OF SCHEDULE	RPI	RPI	RPI	RPI
DIV. I ONLY	21- 8	47	6- 4	2	4	9	9	2	2
DIV. I NON-CONF.	11- 2	29	0- 0	11	15	5	5	4	4
<hr/>									
TOTALS	RPI 1-25	RPI 26-50	W-L RECORDS		RPI 51-100	RPI 101-150	RPI 150+		
21- 8	4- 4	3- 1	OVERALL		5- 3	1- 0	8- 0		
13- 2	2- 1	1- 1	HOME		3- 0	1- 0	6- 0		
6- 5	1- 3	1- 0	AWAY		2- 2	0- 0	2- 0		
2- 1	1- 0	1- 0	NEUTRAL		0- 1	0- 0	0- 0		
11- 2	3- 1	1- 0	NON-CONFERENCE		1- 1	0- 0	6- 0		
7- 0	1- 0	0- 0	HOME		1- 0	0- 0	5- 0		
2- 1	1- 1	0- 0	AWAY		0- 0	0- 0	1- 0		
2- 1	1- 0	1- 0	NEUTRAL		0- 1	0- 0	0- 0		
10- 6	1- 3	2- 1	CONFERENCE		4- 2	1- 0	2- 0		
6- 2	1- 1	1- 1	HOME		2- 0	1- 0	1- 0		
4- 4	0- 2	1- 0	AWAY		2- 2	0- 0	1- 0		
0- 0	0- 0	0- 0	NEUTRAL		0- 0	0- 0	0- 0		

RPI	S	Opponent	Score	RPI	S	Opponent	Score	RPI	S	Opponent	Score	RPI	S	Opponent	Score
2	A	Tennessee	58 72	26	H	Mississippi St.	92 90	60	H	Middle Tenn.	78 62	147	H	Florida	62 56
2	H	Tennessee	72 73	27	N	South Fla.	61 57	62	A	Vanderbilt	82 68	154	H	Auburn	78 57
3	H	Baylor	74 64	28	H	Texas A&M	69 81	65	H	Georgia	80 72	156	A	Central Mich.	71 68
4	A	South Carolina	60 68	46	A	Arkansas	56 51	71	A	LSU	79 84	165	H	Northern Ky.	82 64
4	H	South Carolina	67 56					96	A	Missouri	83 69	169	H	Appalachian St.	111 74
8	A	Louisville	77 68					97	A	Ole Miss	59 67	183	A	Alabama	78 66
13	A	Duke	68 89					97	H	Ole Miss	64 58	191	H	Belmont	71 55
21	N	Oklahoma	92 88					98	N	Illinois	71 77	198	H	Tennessee St.	87 75
												243	H	Morehead St.	91 62
LAST 12 Division I GAMES:															
4	H	South Carolina	67 56	62	A	Vanderbilt	82 68								
46	A	Arkansas	56 51	65	H	Georgia	80 72								
97	A	Ole Miss	59 67	2	H	Tennessee	72 73								
28	H	Texas A&M	69 81	96	A	Missouri	83 69								
2	A	Tennessee	58 72	71	A	LSU	79 84								
26	H	Mississippi St.	92 90	147	H	Florida	62 56								

Non-Div I Games:

Kentucky

■ Loss,
 ■ Non-Conf,
 S Site,
 ■ Home
 ■ Away
 N Neutral

Average RPI Win:	283	WON-LOST	WINNING	LAST 10	STRENGTH OF	OPP. STRENGTH	TEAM	ADJ.	CONF.	ADJ CONF.
Average RPI Loss:	202	RECORD	PCT. RANK	GAMES	SCHEDULE	OF SCHEDULE	RPI	RPI	RPI	RPI
DIV. I ONLY	9- 19	269	3- 7	290	331	300	300	29	29	
DIV. I NON-CONF.	3- 8	263	0- 0	195	341	290	290	28	28	
TOTALS	RPI 1-25	RPI 26-50	W-L RECORDS	RPI 51-100	RPI 101-150	RPI 150+				
9- 19	0- 0	0- 0	OVERALL	0- 1	1- 5	8- 13				
6- 8	0- 0	0- 0	HOME	0- 0	1- 2	5- 6				
3- 11	0- 0	0- 0	AWAY	0- 1	0- 3	3- 7				
0- 0	0- 0	0- 0	NEUTRAL	0- 0	0- 0	0- 0				
3- 8	0- 0	0- 0	NON-CONFERENCE	0- 1	1- 3	2- 4				
2- 4	0- 0	0- 0	HOME	0- 0	1- 1	1- 3				
1- 4	0- 0	0- 0	AWAY	0- 1	0- 2	1- 1				
0- 0	0- 0	0- 0	NEUTRAL	0- 0	0- 0	0- 0				
6- 11	0- 0	0- 0	CONFERENCE	0- 0	0- 2	6- 9				
4- 4	0- 0	0- 0	HOME	0- 0	0- 1	4- 3				
2- 7	0- 0	0- 0	AWAY	0- 0	0- 1	2- 6				
0- 0	0- 0	0- 0	NEUTRAL	0- 0	0- 0	0- 0				

RPI S	Opponent	Score	RPI S	Opponent	Score	RPI S	Opponent	Score	RPI S	Opponent	Score	Team's RPI: 300
						83 A	Maine	59 65	106 A	Long Beach St.	63 71	
									115 A	Bakersfield	53 84	
									124 H	Rhode Island	49 66	
									134 H	Buffalo	79 73	
									150 A	Central Conn. St.	70 75	
									150 H	Central Conn. St.	54 68	
									155 A	Bryant	85 88	
									155 H	Bryant	66 79	
									176 H	La Salle	66 71	
									177 A	Robert Morris	46 67	
									177 H	Robert Morris	58 77	
									199 A	Sacred Heart	71 78	
									199 H	Sacred Heart	77 74	
									251 H	Monmouth	57 78	
									269 H	Rider	56 59	
									280 A	St. Francis Brooklyn	53 62	
									295 A	NJIT	57 48	
									299 A	Columbia	45 54	
									304 A	Fairleigh Dickinson	79 75	
									304 H	Fairleigh Dickinson	81 71	
									314 A	Mt. St. Mary's	48 45	
									314 H	Mt. St. Mary's	69 76	
									320 A	Saint Francis (PA)	75 87	
									320 H	Saint Francis (PA)	84 79	
									333 A	Wagner	69 72	
									333 H	Wagner	75 47	
LAST 12 Division I GAMES:												
199 A	Sacred Heart	71 78	320 H	Saint Francis (PA)	84 79							
314 A	Mt. St. Mary's	48 45	150 H	Central Conn. St.	54 68							
333 H	Wagner	75 47	280 A	St. Francis Brooklyn	53 62							
177 A	Robert Morris	46 67	155 A	Bryant	85 88							
320 A	Saint Francis (PA)	75 87	304 A	Fairleigh Dickinson	79 75							
177 H	Robert Morris	58 77	150 A	Central Conn. St.	70 75							

Non-Div I Games:

LIU Brooklyn

■ Loss,
 ■ Non-Conf, S Site,
 ■ Home
 ■ Away
 N Neutral

RPI	S	Opponent	Score
343	H	Howard	83 74

L
I
U
B
r
o
o
k
l
y
n

L
I
U
B
r
o
o
k
l
y
n

LIU Brooklyn

Average RPI Win:	159	WON-LOST	WINNING	LAST 10	STRENGTH OF	OPP. STRENGTH	TEAM	ADJ.	CONF.	ADJ CONF.
Average RPI Loss:	60	RECORD	PCT. RANK	GAMES	SCHEDULE	OF SCHEDULE	RPI	RPI	RPI	RPI
DIV. I ONLY	16- 12	129	6- 4	36	54	71	71	2	2	
DIV. I NON-CONF.	6- 6	158	0- 0	250	215	228	228	4	4	
TOTALS	RPI 1-25	RPI 26-50	W-L RECORDS	RPI 51-100	RPI 101-150	RPI 150+				
16- 12	1- 3	2- 5	OVERALL	4- 2	2- 1	7- 1				
11- 4	1- 1	1- 3	HOME	4- 0	1- 0	4- 0				
4- 7	0- 2	1- 2	AWAY	0- 2	1- 1	2- 0				
1- 1	0- 0	0- 0	NEUTRAL	0- 0	0- 0	1- 1				
6- 6	0- 0	0- 3	NON-CONFERENCE	0- 1	1- 1	5- 1				
4- 3	0- 0	0- 3	HOME	0- 0	1- 0	3- 0				
1- 2	0- 0	0- 0	AWAY	0- 1	0- 1	1- 0				
1- 1	0- 0	0- 0	NEUTRAL	0- 0	0- 0	1- 1				
10- 6	1- 3	2- 2	CONFERENCE	4- 1	1- 0	2- 0				
7- 1	1- 1	1- 0	HOME	4- 0	0- 0	1- 0				
3- 5	0- 2	1- 2	AWAY	0- 1	1- 0	1- 0				
0- 0	0- 0	0- 0	NEUTRAL	0- 0	0- 0	0- 0				

RPI 1-25				RPI 26-50				RPI 51-100				Team's RPI: 71				RPI 101+			
RPI	S	Opponent	Score	RPI	S	Opponent	Score	RPI	S	Opponent	Score	RPI	S	Opponent	Score	RPI	S	Opponent	Score
2	A	Tennessee	58 75	26	A	Mississippi St.	71 69	62	H	Vanderbilt	64 44	106	A	Long Beach St.	44 59				
4	A	South Carolina	62 86	28	A	Texas A&M	48 55	65	H	Georgia	64 52	139	H	Louisiana Tech	73 59				
4	H	South Carolina	51 75	28	H	Texas A&M	80 63	78	A	Miami (FL)	71 76	147	A	Florida	68 65				
9	H	Kentucky	84 79	37	H	UALR	54 70	96	H	Missouri	74 65	154	A	Auburn	60 49				
				42	H	Rutgers	57 64	97	A	Ole Miss	57 58	183	H	Alabama	51 39				
				46	A	Arkansas	41 63	97	H	Ole Miss	70 41	228	N	Santa Clara	67 69				
				50	H	Tulane	45 51					279	H	Jackson St.	52 44				
												302	H	Sam Houston St.	71 45				
												312	N	UNC Greensboro	82 61				
												321	H	Southeastern La.	75 42				
												330	A	UC Santa Barbara	78 45				
LAST 12 Division I GAMES:																			
				28	H	Texas A&M	80 63	154	A	Auburn	60 49								
				97	A	Ole Miss	57 58	96	H	Missouri	74 65								
				46	A	Arkansas	41 63	97	H	Ole Miss	70 41								
				65	H	Georgia	64 52	2	A	Tennessee	58 75								
				4	A	South Carolina	62 86	9	H	Kentucky	84 79								
				183	H	Alabama	51 39	26	A	Mississippi St.	71 69								

Non-Div I Games:

LSU

■ Loss,
 ■ Non-Conf,
 ■ S Site,
 ■ H Home
 ■ A Away
 N Neutral

Average RPI Win:	219	WON-LOST	WINNING	LAST 10	STRENGTH OF	OPP. STRENGTH	TEAM	ADJ.	CONF.	ADJ CONF.
Average RPI Loss:	97	RECORD	PCT. RANK	GAMES	SCHEDULE	OF SCHEDULE	RPI	RPI	RPI	RPI
DIV. I ONLY	14- 15	183	4- 6	174	93	176	176	6	6	
DIV. I NON-CONF.	9- 4	84	1- 0	264	219	110	110	6	6	
TOTALS	RPI 1-25	RPI 26-50	W-L RECORDS	RPI 51-100	RPI 101-150	RPI 150+				
14- 15	0- 2	0- 1	OVERALL	0- 7	3- 2	11- 3				
7- 6	0- 1	0- 1	HOME	0- 2	1- 0	6- 2				
6- 8	0- 0	0- 0	AWAY	0- 1	2- 0	4- 0				
1- 1	0- 0	0- 0	NEUTRAL	0- 1	0- 0	1- 0				
9- 4	0- 0	0- 0	NON-CONFERENCE	0- 3	0- 1	9- 0				
5- 0	0- 0	0- 0	HOME	0- 0	0- 0	5- 0				
3- 3	0- 0	0- 0	AWAY	0- 2	0- 1	3- 0				
1- 1	0- 0	0- 0	NEUTRAL	0- 1	0- 0	1- 0				
5- 11	0- 2	0- 1	CONFERENCE	0- 4	3- 1	2- 3				
2- 6	0- 1	0- 1	HOME	0- 2	1- 0	1- 2				
3- 5	0- 1	0- 0	AWAY	0- 2	2- 1	1- 1				
0- 0	0- 0	0- 0	NEUTRAL	0- 0	0- 0	0- 0				

RPI 1-25				RPI 26-50				RPI 51-100				RPI 101+ Team's RPI: 176			
RPI	S	Opponent	Score	RPI	S	Opponent	Score	RPI	S	Opponent	Score	RPI	S	Opponent	Score
14	A	Dayton	49 91	48	H	Duquesne	66 72	52	N	Ohio	63 74	124	A	Rhode Island	54 55
18	H	George Washington	48 67					55	A	Penn	29 57	124	H	Rhode Island	47 45
								77	A	Villanova	36 70	129	A	VCU	74 65
								80	H	Fordham	59 70	131	A	Temple	72 75
								91	A	Saint Joseph's	64 70	146	A	St. Bonaventure	66 53
								91	H	Saint Joseph's	55 67	162	H	Saint Louis	47 76
								93	A	Richmond	60 72	174	H	William & Mary	78 71
												175	H	Fairfield	73 59
												177	A	Robert Morris	75 61
												192	A	Massachusetts	68 71
												192	H	Massachusetts	71 69
												230	A	Georgia St.	76 68
												233	H	George Mason	71 73
												241	N	Towson	62 49
												254	A	Davidson	63 54
												270	H	UMBC	65 62
												300	A	LIU Brooklyn	71 66
												316	H	Manhattan	61 48
												343	H	Howard	65 64
LAST 12 Division I GAMES:															
93	A	Richmond	60 72	124	H	Rhode Island	47 45								
80	H	Fordham	59 70	48	H	Duquesne	66 72								
343	H	Howard	65 64	192	H	Massachusetts	71 69								
91	H	Saint Joseph's	55 67	91	A	Saint Joseph's	64 70								
146	A	St. Bonaventure	66 53	129	A	VCU	74 65								
14	A	Dayton	49 91	18	H	George Washington	48 67								

Non-Div I Games:

La Salle

■ Loss,
■ Non-Conf,
■ S Site,
■ H Home
■ A Away
N Neutral

Average RPI Win: 227		WON-LOST	WINNING	LAST 10	STRENGTH OF	OPP. STRENGTH	TEAM	ADJ.	CONF.	ADJ CONF.
Average RPI Loss: 148		RECORD	PCT. RANK	GAMES	SCHEDULE	OF SCHEDULE	RPI	RPI	RPI	RPI
DIV. I ONLY		16- 9	91	6- 4	295	177	163	163	14	14
DIV. I NON-CONF.		6- 1	26	0- 0	283	317	99	99	15	15
TOTALS	RPI 1-25	RPI 26-50		W-L RECORDS		RPI 51-100	RPI 101-150	RPI 150+		
16- 9	0- 0	1- 2		OVERALL		0- 0	3- 2	12- 5		
9- 4	0- 0	1- 1		HOME		0- 0	2- 1	6- 2		
7- 5	0- 0	0- 1		AWAY		0- 0	1- 1	6- 3		
0- 0	0- 0	0- 0		NEUTRAL		0- 0	0- 0	0- 0		
6- 1	0- 0	0- 1		NON-CONFERENCE		0- 0	1- 0	5- 0		
3- 1	0- 0	0- 1		HOME		0- 0	1- 0	2- 0		
3- 0	0- 0	0- 0		AWAY		0- 0	0- 0	3- 0		
0- 0	0- 0	0- 0		NEUTRAL		0- 0	0- 0	0- 0		
10- 8	0- 0	1- 1		CONFERENCE		0- 0	2- 2	7- 5		
6- 3	0- 0	1- 0		HOME		0- 0	1- 1	4- 2		
4- 5	0- 0	0- 1		AWAY		0- 0	1- 1	3- 3		
0- 0	0- 0	0- 0		NEUTRAL		0- 0	0- 0	0- 0		

[illegible]

Non-Div I Games:	Xavier (LA)	69	53	Southern-N.O.	58	52
------------------	-------------	----	----	---------------	----	----

La.-Lafayette

■ Loss, ■ Non-Conf, S Site, H Home A Away N Neutral

La.-Monroe

Through Games Of March 1, 2015

Average RPI Win:	248	WON-LOST	WINNING	LAST 10	STRENGTH OF	OPP. STRENGTH	TEAM	ADJ.	CONF.	ADJ CONF.
Average RPI Loss:	125	RECORD	PCT. RANK	GAMES	SCHEDULE	OF SCHEDULE	RPI	RPI	RPI	RPI
DIV. I ONLY	8- 16	266	4- 6	103	228	216	216	14	14	
DIV. I NON-CONF.	1- 5	311	0- 0	17	344	235	235	15	15	
TOTALS	RPI 1-25	RPI 26-50	W-L RECORDS	RPI 51-100	RPI 101-150	RPI 150+				
8- 16	0- 0	0- 6	OVERALL	0- 0	0- 4	8- 6				
4- 5	0- 0	0- 2	HOME	0- 0	0- 1	4- 2				
4- 10	0- 0	0- 4	AWAY	0- 0	0- 3	4- 3				
0- 1	0- 0	0- 0	NEUTRAL	0- 0	0- 0	0- 1				
1- 5	0- 0	0- 2	NON-CONFERENCE	0- 0	0- 1	1- 2				
1- 0	0- 0	0- 0	HOME	0- 0	0- 0	1- 0				
0- 4	0- 0	0- 2	AWAY	0- 0	0- 1	0- 1				
0- 1	0- 0	0- 0	NEUTRAL	0- 0	0- 0	0- 1				
7- 11	0- 0	0- 4	CONFERENCE	0- 0	0- 3	7- 4				
3- 5	0- 0	0- 2	HOME	0- 0	0- 1	3- 2				
4- 6	0- 0	0- 2	AWAY	0- 0	0- 2	4- 2				
0- 0	0- 0	0- 0	NEUTRAL	0- 0	0- 0	0- 0				

RPI 1-25			RPI 26-50			RPI 51-100			RPI 101+ Team's RPI: 216		
RPI	S	Opponent	Score	RPI	S	Opponent	Score	RPI	S	Opponent	Score
				26	A	Mississippi St.	46 80	108	A	Troy	51 90
				37	A	UALR	44 68	108	H	Troy	77 82
				37	H	UALR	41 79	127	A	Texas St.	64 70
				44	A	Wichita St.	42 57	128	A	Stephen F. Austin	54 82
				47	A	Arkansas St.	61 69	163	A	La.-Lafayette	67 60
				47	H	Arkansas St.	57 77	163	H	La.-Lafayette	65 68
								169	A	Appalachian St.	61 80
								169	H	Appalachian St.	54 55
								172	A	Texas-Arlington	63 51
								172	H	Texas-Arlington	56 51
								222	H	McNeese St.	66 63
								230	A	Georgia St.	72 80
								233	N	George Mason	53 65
								306	A	Ga. Southern	58 50
								306	H	Ga. Southern	72 66
								322	A	South Ala.	45 38
								322	H	South Ala.	55 53
								329	A	Alcorn	53 62
LAST 12 Division I GAMES:											
169	A	Appalachian St.	61 80	37	A	UALR	44 68				
322	A	South Ala.	45 38	322	H	South Ala.	55 53				
47	A	Arkansas St.	61 69	108	A	Troy	51 90				
169	H	Appalachian St.	54 55	306	H	Ga. Southern	72 66				
163	H	La.-Lafayette	65 68	172	H	Texas-Arlington	56 51				
306	A	Ga. Southern	58 50	163	A	La.-Lafayette	67 60				

Non-Div I Games: Southern Ark. 78 67 LSU-Alexandria 94 49 William Carey 68 35

La.-Monroe

Loss, Non-Conf, S Site, H Home A Away N Neutral

Lafayette

Through Games Of March 1, 2015

Average RPI Win:	226	WON-LOST	WINNING	LAST 10	STRENGTH OF	OPP. STRENGTH	TEAM	ADJ.	CONF.	ADJ CONF.
Average RPI Loss:	156	RECORD	PCT. RANK	GAMES	SCHEDULE	OF SCHEDULE	RPI	RPI	RPI	RPI
DIV. I ONLY	13- 16	210	3- 7	191	241	208	208	18	18	
DIV. I NON-CONF.	7- 4	107	0- 0	161	264	81	81	20	20	
TOTALS	RPI 1-25	RPI 26-50	W-L RECORDS	RPI 51-100	RPI 101-150	RPI 150+				
13- 16	0- 1	0- 1	OVERALL	2- 3	1- 3	10- 8				
9- 4	0- 0	0- 0	HOME	2- 1	1- 1	6- 2				
4- 12	0- 1	0- 1	AWAY	0- 2	0- 2	4- 6				
0- 0	0- 0	0- 0	NEUTRAL	0- 0	0- 0	0- 0				
7- 4	0- 1	0- 1	NON-CONFERENCE	1- 0	0- 0	6- 2				
4- 0	0- 0	0- 0	HOME	1- 0	0- 0	3- 0				
3- 4	0- 1	0- 1	AWAY	0- 0	0- 0	3- 2				
0- 0	0- 0	0- 0	NEUTRAL	0- 0	0- 0	0- 0				
6- 12	0- 0	0- 0	CONFERENCE	1- 3	1- 3	4- 6				
5- 4	0- 0	0- 0	HOME	1- 1	1- 1	3- 2				
1- 8	0- 0	0- 0	AWAY	0- 2	0- 2	1- 4				
0- 0	0- 0	0- 0	NEUTRAL	0- 0	0- 0	0- 0				

RPI 1-25				RPI 26-50				RPI 51-100				RPI 101+ Team's RPI: 208			
RPI	S	Opponent	Score	RPI	S	Opponent	Score	RPI	S	Opponent	Score	RPI	S	Opponent	Score
8	A	Louisville	61 102	40	A	Seton Hall	63 80	55	H	Penn	60 57	125	A	Lehigh	60 65
								58	A	American	44 63	125	H	Lehigh	59 51
								58	H	American	58 74	145	A	Bucknell	37 51
								89	A	Army	41 57	145	H	Bucknell	71 77
								89	H	Army	71 60	170	H	Hartford	74 59
												178	A	Stony Brook	58 60
												179	A	Holy Cross	53 59
												179	H	Holy Cross	46 64
												196	H	Delaware	63 52
												211	A	Navy	52 65
												211	H	Navy	60 65
												262	A	Colgate	36 49
												262	H	Colgate	58 56
												269	A	Rider	66 48
												277	A	Loyola Maryland	57 49
												277	H	Loyola Maryland	69 63
												280	A	St. Francis Brooklyn	73 51
												295	H	NJIT	66 50
												299	A	Columbia	65 72
												313	A	Boston U.	49 56
												313	H	Boston U.	67 60
												332	A	Saint Peter's	49 34
LAST 12 Division I GAMES:															
				89	A	Army	41 57					313	A	Boston U.	49 56
				262	A	Colgate	36 49					145	A	Bucknell	37 51
				125	H	Lehigh	59 51					211	H	Navy	60 65
				179	A	Holy Cross	53 59					262	H	Colgate	58 56
				58	H	American	58 74					125	A	Lehigh	60 65
				277	H	Loyola Maryland	69 63					179	H	Holy Cross	46 64

Non-Div I Games:

Lafayette

■ Loss,
 ■ Non-Conf,
 ■ S Site,
 ■ H Home
 ■ A Away
 N Neutral

Average RPI Win: 279	WON-LOST	WINNING	LAST 10	STRENGTH OF	OPP. STRENGTH	TEAM	ADJ.	CONF.	ADJ CONF.
Average RPI Loss: 147	RECORD	PCT. RANK	GAMES	SCHEDULE	OF SCHEDULE	RPI	RPI	RPI	RPI
DIV. I ONLY	13- 12	162	8- 2	236	292	189	189	28	28
DIV. I NON-CONF.	0- 8	339	0- 0	88	85	307	307	27	27
TOTALS	RPI 1-25	RPI 26-50	W-L RECORDS	RPI 51-100	RPI 101-150	RPI 150+			
13- 12	0- 1	0- 0	OVERALL	0- 2	0- 4	13- 5			
7- 3	0- 0	0- 0	HOME	0- 0	0- 1	7- 2			
6- 9	0- 1	0- 0	AWAY	0- 2	0- 3	6- 3			
0- 0	0- 0	0- 0	NEUTRAL	0- 0	0- 0	0- 0			
0- 8	0- 1	0- 0	NON-CONFERENCE	0- 2	0- 2	0- 3			
0- 2	0- 0	0- 0	HOME	0- 0	0- 0	0- 2			
0- 6	0- 1	0- 0	AWAY	0- 2	0- 2	0- 1			
0- 0	0- 0	0- 0	NEUTRAL	0- 0	0- 0	0- 0			
13- 4	0- 0	0- 0	CONFERENCE	0- 0	0- 2	13- 2			
7- 1	0- 0	0- 0	HOME	0- 0	0- 1	7- 0			
6- 3	0- 0	0- 0	AWAY	0- 0	0- 1	6- 2			
0- 0	0- 0	0- 0	NEUTRAL	0- 0	0- 0	0- 0			

RPI 1-25				RPI 26-50				RPI 51-100				RPI 101+ Team's RPI: 189			
RPI	S	Opponent	Score	RPI	S	Opponent	Score	RPI	S	Opponent	Score	RPI	S	Opponent	Score
21	A	Oklahoma	73 100					63	A	TCU	68 72	114	A	Tulsa	69 73
								95	A	Wright St.	61 82	127	A	Texas St.	72 79
												128	A	Stephen F. Austin	60 71
												128	H	Stephen F. Austin	55 59
												163	H	La.-Lafayette	55 75
												182	H	UTSA	40 72
												214	A	Northwestern St.	82 72
												222	A	McNeese St.	77 98
												222	H	McNeese St.	75 67
												225	H	Nicholls St.	67 62
												247	H	Central Ark.	82 46
												259	A	A&M-Corpus Christi	51 56
												261	A	Abilene Christian	73 58
												261	H	Abilene Christian	76 72
												267	A	Rice	63 97
												288	A	Houston Baptist	80 64
												288	H	Houston Baptist	79 62
												302	A	Sam Houston St.	87 68
												318	A	New Orleans	64 54
												321	H	Southeastern La.	83 60
												338	A	Incarnate Word	67 45
												338	H	Incarnate Word	81 64
LAST 12 Division I GAMES:															
338	H	Incarnate Word	81 64	261	A	Abilene Christian	73 58								
222	A	McNeese St.	77 98	261	H	Abilene Christian	76 72								
222	H	McNeese St.	75 67	302	A	Sam Houston St.	87 68								
128	A	Stephen F. Austin	60 71	288	A	Houston Baptist	80 64								
288	H	Houston Baptist	79 62	128	H	Stephen F. Austin	55 59								
338	A	Incarnate Word	67 45	214	A	Northwestern St.	82 72								

Non-Div I Games: Huston-Tillotson 95 47 St. Thomas (TX) 67 35 Ohio Valley 93 42

Lamar

Loss, Non-Conf, S Site, H Home A Away N Neutral

Average RPI Win: 221	WON-LOST	WINNING	LAST 10	STRENGTH OF	OPP. STRENGTH	TEAM	ADJ.	CONF.	ADJ CONF.
Average RPI Loss: 144	RECORD	PCT. RANK	GAMES	SCHEDULE	OF SCHEDULE	RPI	RPI	RPI	RPI
DIV. I ONLY	16- 11	111	4- 6	201	221	125	125	18	18
DIV. I NON-CONF.	7- 2	47	0- 0	165	214	59	59	20	20
TOTALS	RPI 1-25	RPI 26-50	W-L RECORDS	RPI 51-100	RPI 101-150	RPI 150+			
16- 11	0- 1	0- 1	OVERALL	2- 3	2- 1	12- 5			
7- 4	0- 0	0- 1	HOME	1- 1	2- 0	4- 2			
8- 7	0- 1	0- 0	AWAY	1- 2	0- 1	7- 3			
1- 0	0- 0	0- 0	NEUTRAL	0- 0	0- 0	1- 0			
7- 2	0- 1	0- 1	NON-CONFERENCE	1- 0	1- 0	5- 0			
1- 1	0- 0	0- 1	HOME	0- 0	1- 0	0- 0			
5- 1	0- 1	0- 0	AWAY	1- 0	0- 0	4- 0			
1- 0	0- 0	0- 0	NEUTRAL	0- 0	0- 0	1- 0			
9- 9	0- 0	0- 0	CONFERENCE	1- 3	1- 1	7- 5			
6- 3	0- 0	0- 0	HOME	1- 1	1- 0	4- 2			
3- 6	0- 0	0- 0	AWAY	0- 2	0- 1	3- 3			
0- 0	0- 0	0- 0	NEUTRAL	0- 0	0- 0	0- 0			

RPI S	Opponent	Score	RPI S	Opponent	Score	RPI S	Opponent	Score	RPI S	Opponent	Score	Team's RPI: 125
17	A Arizona St.	61 81	48	H Duquesne	75 82	58	A American	64 74	109	H Hampton	85 67	
						58	H American	73 75	145	A Bucknell	61 69	
						89	A Army	62 66	145	H Bucknell	76 61	
						89	H Army	63 51	179	A Holy Cross	66 60	
						91	A Saint Joseph's	73 71	179	H Holy Cross	71 58	
									199	A Sacred Heart	85 77	
									208	A Lafayette	51 59	
									208	H Lafayette	65 60	
									211	A Navy	44 47	
									211	H Navy	44 50	
									251	A Monmouth	82 70	
									262	A Colgate	86 68	
									262	H Colgate	60 61	
									277	A Loyola Maryland	52 64	
									277	H Loyola Maryland	75 61	
									295	A NJIT	74 54	
									297	N Eastern Ill.	72 69	
									313	A Boston U.	78 71	
									313	H Boston U.	85 64	
									332	A Saint Peter's	70 58	
LAST 12 Division I GAMES:												
262	H Colgate	60 61	277	H Loyola Maryland	75 61							
145	A Bucknell	61 69	89	A Army	62 66							
208	A Lafayette	51 59	313	A Boston U.	78 71							
211	H Navy	44 50	145	H Bucknell	76 61							
179	H Holy Cross	71 58	208	H Lafayette	65 60							
58	A American	64 74	211	A Navy	44 47							

Non-Div I Games: East Stroudsburg 77 53

Lehigh

■ Loss,
 ■ Non-Conf,
 ■ S Site,
 ■ H Home
 ■ A Away
 N Neutral

Liberty

Through Games Of March 1, 2015

Average RPI Win:	249	WON-LOST	WINNING	LAST 10	STRENGTH OF	OPP. STRENGTH	TEAM	ADJ.	CONF.	ADJ CONF.
Average RPI Loss:	102	RECORD	PCT. RANK	GAMES	SCHEDULE	OF SCHEDULE	RPI	RPI	RPI	RPI
DIV. I ONLY	23- 6	27	10- 0	250	274	81	81	27	27	
DIV. I NON-CONF.	4- 5	188	1- 0	104	6	133	133	32	32	
TOTALS	RPI 1-25	RPI 26-50	W-L RECORDS	RPI 51-100	RPI 101-150	RPI 150+				
23- 6	0- 1	0- 1	OVERALL	1- 1	1- 1	21- 2				
12- 1	0- 0	0- 0	HOME	1- 0	1- 0	10- 1				
10- 4	0- 0	0- 1	AWAY	0- 1	0- 1	10- 1				
1- 1	0- 1	0- 0	NEUTRAL	0- 0	0- 0	1- 0				
4- 5	0- 1	0- 1	NON-CONFERENCE	1- 1	1- 1	2- 1				
2- 1	0- 0	0- 0	HOME	1- 0	1- 0	0- 1				
1- 3	0- 0	0- 1	AWAY	0- 1	0- 1	1- 0				
1- 1	0- 1	0- 0	NEUTRAL	0- 0	0- 0	1- 0				
19- 1	0- 0	0- 0	CONFERENCE	0- 0	0- 0	19- 1				
10- 0	0- 0	0- 0	HOME	0- 0	0- 0	10- 0				
9- 1	0- 0	0- 0	AWAY	0- 0	0- 0	9- 1				
0- 0	0- 0	0- 0	NEUTRAL	0- 0	0- 0	0- 0				

RPI 1-25			RPI 26-50			RPI 51-100			Team's RPI: 81	RPI 101+		
RPI	S	Opponent	Score	RPI	S	Opponent	Score	RPI	S	Opponent	Score	
4	N	South Carolina	44 84	39	A	Minnesota	60 74	70	A	North Carolina St.	64 67	
								91	H	Saint Joseph's	76 75	
										107	A	Elon
										129	H	VCU
										171	A	High Point
										171	H	High Point
										188	A	Winthrop
										188	H	Winthrop
										195	A	Radford
										195	H	Radford
										203	H	Charlotte
										210	A	Campbell
										210	H	Campbell
										219	N	Penn St.
										230	A	Georgia St.
										240	A	Presbyterian
										240	H	Presbyterian
										286	A	Gardner-Webb
										286	H	Gardner-Webb
										317	A	UNC Asheville
										317	H	UNC Asheville
										327	A	Coastal Caro.
										327	H	Coastal Caro.
										342	A	Longwood
										342	H	Longwood
										348	A	Charleston So.
										348	H	Charleston So.
LAST 12 Division I GAMES:												
230	A	Georgia St.	73 71	327	H	Coastal Caro.	78 64					
210	A	Campbell	64 57	286	A	Gardner-Webb	61 48					
188	H	Winthrop	91 71	195	H	Radford	75 39					
348	H	Charleston So.	64 53	171	A	High Point	58 41					
342	A	Longwood	65 60	317	H	UNC Asheville	62 58					
240	A	Presbyterian	63 41	210	H	Campbell	64 40					

Non-Div I Games:

Liberty

■ Loss,
 ■ Non-Conf,
 S Site,
 ■ Home
 ■ Away
 N Neutral

Average RPI Win:	253	WON-LOST	WINNING	LAST 10	STRENGTH OF	OPP. STRENGTH	TEAM	ADJ.	CONF.	ADJ CONF.
Average RPI Loss:	144	RECORD	PCT. RANK	GAMES	SCHEDULE	OF SCHEDULE	RPI	RPI	RPI	RPI
DIV. I ONLY	7- 20	295	0- 10	140	165	265	265	11	11	
DIV. I NON-CONF.	4- 9	243	0- 1	255	229	284	284	12	12	
TOTALS	RPI 1-25	RPI 26-50	W-L RECORDS	RPI 51-100	RPI 101-150	RPI 150+				
7- 20	0- 3	0- 2	OVERALL	0- 2	1- 2	6- 11				
4- 9	0- 2	0- 1	HOME	0- 1	1- 0	3- 5				
3- 10	0- 1	0- 1	AWAY	0- 1	0- 1	3- 6				
0- 1	0- 0	0- 0	NEUTRAL	0- 0	0- 1	0- 0				
4- 9	0- 1	0- 0	NON-CONFERENCE	0- 2	0- 1	4- 5				
3- 3	0- 1	0- 0	HOME	0- 1	0- 0	3- 1				
1- 5	0- 0	0- 0	AWAY	0- 1	0- 0	1- 4				
0- 1	0- 0	0- 0	NEUTRAL	0- 0	0- 1	0- 0				
3- 11	0- 2	0- 2	CONFERENCE	0- 0	1- 1	2- 6				
1- 6	0- 1	0- 1	HOME	0- 0	1- 0	0- 4				
2- 5	0- 1	0- 1	AWAY	0- 0	0- 1	2- 2				
0- 0	0- 0	0- 0	NEUTRAL	0- 0	0- 0	0- 0				

RPI 1-25				RPI 26-50				RPI 51-100				RPI 101+ Team's RPI: 265			
RPI	S	Opponent	Score	RPI	S	Opponent	Score	RPI	S	Opponent	Score	RPI	S	Opponent	Score
2	H	Tennessee	51 85	41	A	Stetson	75 103	84	A	Georgia Tech	53 71	130	N	Harvard	63 84
15	A	FGCU	43 69	41	H	Stetson	77 82	95	H	Wright St.	66 79	148	A	Kennesaw St.	57 75
15	H	FGCU	49 71									148	H	Kennesaw St.	79 61
												165	A	Northern Ky.	57 64
												165	H	Northern Ky.	70 81
												184	A	UAB	54 72
												187	A	Xavier	38 62
												191	A	Belmont	60 80
												198	H	Tennessee St.	55 73
												213	A	Jacksonville	75 63
												213	H	Jacksonville	63 75
												218	A	USC Upstate	68 71
												218	H	USC Upstate	67 76
												243	A	Morehead St.	61 59
												245	A	North Florida	71 62
												245	H	North Florida	54 57
												279	H	Jackson St.	72 45
												306	H	Ga. Southern	80 74
												328	A	Murray St.	71 74
												334	H	Tennessee Tech	72 53
LAST 12 Division I GAMES:															
130	N	Harvard	63 84	41	A	Stetson	75 103	165	A	Northern Ky.	57 64				
148	A	Kennesaw St.	57 75	41	H	Stetson	77 82	15	H	FGCU	49 71				
218	H	USC Upstate	67 76	15	A	North Florida	71 62	245	A	Jacksonville	75 63				
213	H	Jacksonville	63 75												
245	H	North Florida	54 57												
15	A	FGCU	43 69												

Non-Div I Games: Trevecca Nazarene 95 71

Lipscomb

■ Loss,
 ■ Non-Conf,
 ■ S Site,
 ■ Home
 ■ Away
 N Neutral

Average RPI Win: 204	WON-LOST	WINNING	LAST 10	STRENGTH OF	OPP. STRENGTH	TEAM	ADJ.	CONF.	ADJ CONF.
Average RPI Loss: 107	RECORD	PCT. RANK	GAMES	SCHEDULE	OF SCHEDULE	RPI	RPI	RPI	RPI
DIV. I ONLY	20- 7	39	4- 6	271	98	106	106	16	16
DIV. I NON-CONF.	12- 1	7	0- 0	223	68	51	51	14	14
TOTALS	RPI 1-25	RPI 26-50	W-L RECORDS	RPI 51-100	RPI 101-150	RPI 150+			
20- 7	1- 0	0- 0	OVERALL	2- 4	3- 2	14- 1			
11- 4	1- 0	0- 0	HOME	2- 3	0- 1	8- 0			
8- 3	0- 0	0- 0	AWAY	0- 1	2- 1	6- 1			
1- 0	0- 0	0- 0	NEUTRAL	0- 0	1- 0	0- 0			
12- 1	1- 0	0- 0	NON-CONFERENCE	2- 1	2- 0	7- 0			
7- 1	1- 0	0- 0	HOME	2- 1	0- 0	4- 0			
4- 0	0- 0	0- 0	AWAY	0- 0	1- 0	3- 0			
1- 0	0- 0	0- 0	NEUTRAL	0- 0	1- 0	0- 0			
8- 6	0- 0	0- 0	CONFERENCE	0- 3	1- 2	7- 1			
4- 3	0- 0	0- 0	HOME	0- 2	0- 1	4- 0			
4- 3	0- 0	0- 0	AWAY	0- 1	1- 1	3- 1			
0- 0	0- 0	0- 0	NEUTRAL	0- 0	0- 0	0- 0			

RPI 1-25				RPI 26-50				RPI 51-100				RPI 101+				Team's RPI: 106	
RPI	S	Opponent	Score	RPI	S	Opponent	Score	RPI	S	Opponent	Score	RPI	S	Opponent	Score		
24	H	California	58 56					54	H	Pacific	53 43	113	A	Colorado	62 56		
								64	A	Hawaii	64 72	135	N	Boise St.	68 50		
								64	H	Hawaii	46 47	136	A	Cal Poly	85 74		
								71	H	LSU	59 44	136	H	Cal Poly	57 58		
								90	H	Southern California	85 90	141	A	UC Riverside	74 80		
								99	H	CSUN	52 67	153	A	UC Davis	66 83		
												153	H	UC Davis	63 60		
												168	H	San Francisco	70 58		
												212	H	Fla. Atlantic	85 60		
												217	A	Pepperdine	78 69		
												221	A	San Diego St.	74 62		
												227	A	Cal St. Fullerton	69 62		
												227	H	Cal St. Fullerton	74 70		
												272	A	UC Irvine	62 46		
												272	H	UC Irvine	57 40		
												300	H	LIU Brooklyn	71 63		
												307	A	Portland St.	62 58		
												311	H	Seattle	85 73		
												330	A	UC Santa Barbara	81 44		
												330	H	UC Santa Barbara	68 38		
LAST 12 Division I GAMES:																	
				227	A	Cal St. Fullerton	69 62					272	A	UC Irvine	62 46		
				64	H	Hawaii	46 47					227	H	Cal St. Fullerton	74 70		
				153	A	UC Davis	66 83					64	A	Hawaii	64 72		
				136	H	Cal Poly	57 58					99	H	CSUN	52 67		
				330	H	UC Santa Barbara	68 38					330	A	UC Santa Barbara	81 44		
				141	A	UC Riverside	74 80					136	A	Cal Poly	85 74		

Non-Div I Games: Alas. Anchorage 69 60

Long Beach St.

■ Loss,
 ■ Non-Conf, S Site,
 ■ Home
 ■ Away
 N Neutral

Longwood				Through Games Of March 17, 2018						
Average RPI Win:	327	WON-LOST	WINNING	LAST 10	STRENGTH OF	OPP. STRENGTH	TEAM	ADJ.	CONF.	ADJ CONF.
Average RPI Loss:	204	RECORD	PCT. RANK	GAMES	SCHEDULE	OF SCHEDULE	RPI	RPI	RPI	RPI
DIV. I ONLY	4- 25	331	1- 9	315	287	342	342	27	27	
DIV. I NON-CONF.	0- 9	339	0- 0	329	49	349	349	32	32	

TOTALS	RPI 1-25	RPI 26-50		W-L RECORDS		RPI 51-100	RPI 101-150		RPI 150+	
4- 25	0- 0	0- 0		OVERALL		0- 4	0- 1		4- 20	
3- 9	0- 0	0- 0		HOME		0- 1	0- 0		3- 8	
1- 16	0- 0	0- 0		AWAY		0- 1	0- 0		1- 2	
0- 0	0- 0	0- 0		NEUTRAL		0- 0	0- 0		0- 0	
0- 9	0- 0	0- 0		NON-CONFERENCE		0- 2	0- 1		0- 6	
0- 2	0- 0	0- 0		HOME		0- 0	0- 0		0- 2	
0- 7	0- 0	0- 0		AWAY		0- 2	0- 1		0- 4	
0- 0	0- 0	0- 0		NEUTRAL		0- 0	0- 0		0- 0	
4- 16	0- 0	0- 0		CONFERENCE		0- 2	0- 0		4- 14	
3- 7	0- 0	0- 0		HOME		0- 1	0- 0		3- 6	
1- 9	0- 0	0- 0		AWAY		0- 1	0- 0		1- 8	
0- 0	0- 0	0- 0		NEUTRAL		0- 0	0- 0		0- 0	

RPI 1-25				RPI 26-50				RPI 51-100				RPI 101+				Team's RPI: 342	
RPI	S	Opponent	Score	RPI	S	Opponent	Score	RPI	S	Opponent	Score	RPI	S	Opponent	Score		
								81	A	Liberty	48	70	147	A	Florida	46	91
								81	H	Liberty	60	65	171	A	High Point	60	81
								93	A	Richmond	50	80	171	H	High Point	63	77
								100	A	Virginia	49	91	174	A	William & Mary	55	90
													185	A	Clemson	56	72
													188	A	Winthrop	48	81
													188	H	Winthrop	62	63
													195	A	Radford	45	55
													195	H	Radford	60	78
													207	A	Wake Forest	60	64
													210	A	Campbell	56	68
													210	H	Campbell	58	65
													223	A	Virginia Tech	42	74
													233	H	George Mason	61	83
													240	A	Presbyterian	48	53
													240	H	Presbyterian	32	36
													286	A	Gardner-Webb	53	80
													286	H	Gardner-Webb	63	59
													312	H	UNC Greensboro	64	70
													317	A	UNC Asheville	77	88
													317	H	UNC Asheville	44	60
													327	A	Coastal Caro.	44	75
													327	H	Coastal Caro.	78	74
													348	A	Charleston So.	58	51
													348	H	Charleston So.	79	71
LAST 12 Division I GAMES:																	
				348	A	Charleston So.	58	51	317	A	UNC Asheville	77	88				
				240	H	Presbyterian	32	36	171	H	High Point	63	77				
				81	H	Liberty	60	65	210	A	Campbell	56	68				
				327	A	Coastal Caro.	44	75	188	H	Winthrop	62	63				
				195	A	Radford	45	55	348	H	Charleston So.	79	71				
				286	A	Gardner-Webb	53	80	240	A	Presbyterian	48	53				

Non-Div I Games:

Longwood

■ Loss, ■ Non-Conf, S Site, H Home A Away N Neutral

Average RPI Win:	224	WON-LOST	WINNING	LAST 10	STRENGTH OF	OPP. STRENGTH	TEAM	ADJ.	CONF.	ADJ CONF.
Average RPI Loss:	128	RECORD	PCT. RANK	GAMES	SCHEDULE	OF SCHEDULE	RPI	RPI	RPI	RPI
DIV. I ONLY	13- 14	186	4- 6	122	192	139	139	17	17	
DIV. I NON-CONF.	4- 6	207	0- 0	113	227	120	120	18	18	
TOTALS	RPI 1-25	RPI 26-50	W-L RECORDS	RPI 51-100	RPI 101-150	RPI 150+				
13- 14	0- 0	0- 2	OVERALL	0- 5	3- 1	10- 6				
6- 4	0- 0	0- 0	HOME	0- 2	0- 1	6- 1				
6- 10	0- 0	0- 0	AWAY	0- 2	2- 0	4- 2				
1- 0	0- 0	0- 0	NEUTRAL	0- 0	1- 0	0- 0				
4- 6	0- 0	0- 1	NON-CONFERENCE	0- 2	2- 0	2- 3				
1- 0	0- 0	0- 0	HOME	0- 0	0- 0	1- 0				
2- 6	0- 0	0- 1	AWAY	0- 2	1- 0	1- 3				
1- 0	0- 0	0- 0	NEUTRAL	0- 0	1- 0	0- 0				
9- 8	0- 0	0- 1	CONFERENCE	0- 3	1- 1	8- 3				
5- 4	0- 0	0- 0	HOME	0- 2	0- 1	5- 1				
4- 4	0- 0	0- 1	AWAY	0- 1	1- 0	3- 2				
0- 0	0- 0	0- 0	NEUTRAL	0- 0	0- 0	0- 0				

RPI S	Opponent	Score	RPI S	Opponent	Score	RPI S	Opponent	Score	RPI S	Opponent	Score	Team's RPI: 139
26	A Mississippi St.	77 81	32	A Western Ky.	66 82	60	A Middle Tenn.	59 82	128	A Stephen F. Austin	76 69	
						60	H Middle Tenn.	44 68	130	N Harvard	83 64	
						71	A LSU	59 73	138	A Marshall	68 67	
						84	A Georgia Tech	81 96	148	H Old Dominion	71 72	
						87	H Southern Miss.	77 79	163	A La.-Lafayette	55 58	
									182	A UTSA	53 60	
									182	H UTSA	79 74	
									184	A UAB	61 55	
									184	H UAB	54 63	
									203	H Charlotte	71 61	
									212	A Fla. Atlantic	73 68	
									214	A Northwestern St.	57 69	
									225	H Nicholls St.	80 62	
									238	A Utah	52 67	
									242	A UTEP	75 88	
									242	H UTEP	90 72	
									267	H Rice	88 71	
									323	H North Texas	92 57	
									335	A FIU	79 56	
									344	A Alabama A&M	70 68	
LAST 12 Division I GAMES:												
182	A UTSA	53 60	60	H Middle Tenn.	44 68							
242	A UTEP	75 88	184	H UAB	54 63							
148	H Old Dominion	71 72	138	A Marshall	68 67							
203	H Charlotte	71 61	32	A Western Ky.	66 82							
335	A FIU	79 56	267	H Rice	88 71							
212	A Fla. Atlantic	73 68	323	H North Texas	92 57							

Non-Div I Games: Loyola (LA) 75 61

Louisiana Tech

■ Loss,
 ■ Non-Conf,
 ■ S Site,
 ■ H Home
 ■ A Away
 N Neutral

Louisville

Through Games Of March 1, 2015

Average RPI Win: 127		WON-LOST	WINNING	LAST 10	STRENGTH OF		OPP. STRENGTH	TEAM	ADJ.	CONF.	ADJ CONF.
Average RPI Loss: 27		RECORD	PCT. RANK	GAMES	SCHEDULE		OF SCHEDULE	RPI	RPI	RPI	RPI
DIV. I ONLY		24- 5	23	7- 3	18		34	8	8	3	3
DIV. I NON-CONF.		12- 1	7	0- 0	47		110	11	11	3	3
<hr/>											
TOTALS	RPI 1-25	RPI 26-50		W-L RECORDS		RPI 51-100		RPI 101-150		RPI 150+	
24- 5	3- 4	4- 0		OVERALL		4- 1		4- 0		9- 0	
16- 1	2- 1	3- 0		HOME		4- 0		4- 0		3- 0	
8- 4	1- 3	1- 0		AWAY		0- 1		0- 0		6- 0	
0- 0	0- 0	0- 0		NEUTRAL		0- 0		0- 0		0- 0	
12- 1	2- 1	1- 0		NON-CONFERENCE		0- 0		3- 0		6- 0	
8- 1	1- 1	1- 0		HOME		0- 0		3- 0		3- 0	
4- 0	1- 0	0- 0		AWAY		0- 0		0- 0		3- 0	
0- 0	0- 0	0- 0		NEUTRAL		0- 0		0- 0		0- 0	
12- 4	1- 3	3- 0		CONFERENCE		4- 1		1- 0		3- 0	
8- 0	1- 0	2- 0		HOME		4- 0		1- 0		0- 0	
4- 4	0- 3	1- 0		AWAY		0- 1		0- 0		3- 0	
0- 0	0- 0	0- 0		NEUTRAL		0- 0		0- 0		0- 0	

RPI	S	Opponent	Score	RPI	S	Opponent	Score	RPI	S	Opponent	Score	RPI	S	Opponent	Score
1	A	Notre Dame	52 68	29	H	Syracuse	78 58	70	H	North Carolina St.	65 58	105	H	Boston College	77 60
7	H	Iowa	86 52	32	H	Western Ky.	89 67	78	H	Miami (FL)	68 55	126	H	UT Martin	77 43
9	H	Kentucky	68 77	33	A	Pittsburgh	63 57	84	H	Georgia Tech	75 48	137	H	Ball St.	69 56
10	A	Florida St.	63 68	33	H	Pittsburgh	48 35	100	A	Virginia	59 75	148	H	Old Dominion	100 46
12	H	North Carolina	75 66					100	H	Virginia	67 55	185	A	Clemson	81 49
13	A	Duke	58 66									191	H	Belmont	95 35
24	A	California	70 57									207	A	Wake Forest	79 68
												208	H	Lafayette	102 61
												223	A	Virginia Tech	69 49
												226	A	IUPUI	89 69
												246	H	Evansville	73 51
												268	A	Valparaiso	86 59
												273	A	Grand Canyon	65 51
LAST 12 Division I GAMES:															
100	A	Virginia	59 75	33	H	Pittsburgh	48 35								
105	H	Boston College	77 60	13	A	Duke	58 66								
1	A	Notre Dame	52 68	29	H	Syracuse	78 58								
223	A	Virginia Tech	69 49	78	H	Miami (FL)	68 55								
12	H	North Carolina	75 66	10	A	Florida St.	63 68								
185	A	Clemson	81 49	100	H	Virginia	67 55								

Non-Div I Games:

Louisville

■ Loss,
 ■ Non-Conf,
 ■ S Site,
 ■ H Home
 ■ A Away
 N Neutral

Loyola Chicago

Through Games Of March 1, 2015

Average RPI Win:	239	WON-LOST	WINNING	LAST 10	STRENGTH OF	OPP. STRENGTH	TEAM	ADJ.	CONF.	ADJ CONF.
Average RPI Loss:	151	RECORD	PCT. RANK	GAMES	SCHEDULE	OF SCHEDULE	RPI	RPI	RPI	RPI
DIV. I ONLY	5- 22	319	3- 7	193	178	305	305	19	19	
DIV. I NON-CONF.	2- 9	297	0- 0	118	129	259	259	16	16	
TOTALS	RPI 1-25	RPI 26-50	W-L RECORDS	RPI 51-100	RPI 101-150	RPI 150+				
5- 22	0- 0	0- 4	OVERALL	0- 4	0- 5	5- 9				
4- 10	0- 0	0- 2	HOME	0- 3	0- 3	4- 2				
1- 12	0- 0	0- 2	AWAY	0- 1	0- 2	1- 7				
0- 0	0- 0	0- 0	NEUTRAL	0- 0	0- 0	0- 0				
2- 9	0- 0	0- 2	NON-CONFERENCE	0- 3	0- 0	2- 4				
1- 4	0- 0	0- 1	HOME	0- 2	0- 0	1- 1				
1- 5	0- 0	0- 1	AWAY	0- 1	0- 0	1- 3				
0- 0	0- 0	0- 0	NEUTRAL	0- 0	0- 0	0- 0				
3- 13	0- 0	0- 2	CONFERENCE	0- 1	0- 5	3- 5				
3- 6	0- 0	0- 1	HOME	0- 1	0- 3	3- 1				
0- 7	0- 0	0- 1	AWAY	0- 0	0- 2	0- 4				
0- 0	0- 0	0- 0	NEUTRAL	0- 0	0- 0	0- 0				

RPI S	Opponent	Score	RPI S	Opponent	Score	RPI S	Opponent	Score	RPI S	Opponent	Score	Team's RPI: 305
			34 A Northwestern	33 70		67 H Drake	60 86		110 H UNI	58 75		
			44 A Wichita St.	55 64		84 H Georgia Tech	57 92		122 A Southern Ill.	58 64		
			44 H Wichita St.	41 65		86 H Michigan St.	38 90		122 H Southern Ill.	70 74		
			49 H DePaul	84 109		96 A Missouri	45 56		144 A Missouri St.	64 83		
									144 H Missouri St.	57 87		
									152 A Dartmouth	58 70		
									157 A Indiana St.	37 64		
									157 H Indiana St.	61 50		
									165 A Northern Ky.	45 38		
									184 H UAB	51 61		
									204 A Ill.-Chicago	28 63		
									246 A Evansville	38 63		
									246 H Evansville	70 58		
									253 A Marquette	71 86		
									297 H Eastern Ill.	63 52		
									319 A Bradley	57 66		
									319 H Bradley	45 46		
									331 A Illinois St.	56 72		
									331 H Illinois St.	67 53		
LAST 12 Division I GAMES:												
			122 H Southern Ill.	70 74		246 H Evansville	70 58					
			331 H Illinois St.	67 53		331 A Illinois St.	56 72					
			319 A Bradley	57 66		122 A Southern Ill.	58 64					
			144 A Missouri St.	64 83		319 H Bradley	45 46					
			44 A Wichita St.	55 64		44 H Wichita St.	41 65					
			157 H Indiana St.	61 50		144 H Missouri St.	57 87					

Non-Div I Games:

Loyola Chicago

■ Loss,
 ■ Non-Conf,
 ■ S Site,
 ■ H Home
 ■ A Away
 N Neutral

Loyola Maryland

Through Games Of March 1, 2015

Average RPI Win:	255	WON-LOST	WINNING	LAST 10	STRENGTH OF	OPP. STRENGTH	TEAM	ADJ.	CONF.	ADJ CONF.
Average RPI Loss:	148	RECORD	PCT. RANK	GAMES	SCHEDULE	OF SCHEDULE	RPI	RPI	RPI	RPI
DIV. I ONLY	7- 22	300	2- 8	175	184	277	277	18	18	
DIV. I NON-CONF.	2- 9	297	0- 0	198	122	312	312	20	20	
TOTALS	RPI 1-25	RPI 26-50	W-L RECORDS	RPI 51-100	RPI 101-150	RPI 150+				
7- 22	0- 2	0- 1	OVERALL	0- 5	1- 4	6- 10				
5- 10	0- 1	0- 0	HOME	0- 3	1- 2	4- 4				
2- 12	0- 1	0- 1	AWAY	0- 2	0- 2	2- 5				
0- 0	0- 0	0- 0	NEUTRAL	0- 0	0- 0	0- 0				
2- 9	0- 2	0- 1	NON-CONFERENCE	0- 1	0- 1	2- 4				
2- 4	0- 1	0- 0	HOME	0- 1	0- 1	2- 1				
0- 5	0- 1	0- 1	AWAY	0- 0	0- 0	0- 3				
0- 0	0- 0	0- 0	NEUTRAL	0- 0	0- 0	0- 0				
5- 13	0- 0	0- 0	CONFERENCE	0- 4	1- 3	4- 6				
3- 6	0- 0	0- 0	HOME	0- 2	1- 1	2- 3				
2- 7	0- 0	0- 0	AWAY	0- 2	0- 2	2- 3				
0- 0	0- 0	0- 0	NEUTRAL	0- 0	0- 0	0- 0				

RPI 1-25				RPI 26-50				RPI 51-100				RPI 101+ Team's RPI: 277			
RPI	S	Opponent	Score	RPI	S	Opponent	Score	RPI	S	Opponent	Score	RPI	S	Opponent	Score
6	A	Maryland	43 65	33	A	Pittsburgh	46 84	58	A	American	50 62	117	H	Cornell	61 79
18	H	George Washington	49 72					58	H	American	44 55	125	A	Lehigh	61 75
								72	H	East Carolina	33 82	125	H	Lehigh	64 52
								89	A	Army	44 55	145	A	Bucknell	49 66
								89	H	Army	53 62	145	H	Bucknell	61 72
												174	A	William & Mary	71 72
												179	A	Holy Cross	57 51
												179	H	Holy Cross	37 65
												208	A	Lafayette	63 69
												208	H	Lafayette	49 57
												211	A	Navy	50 59
												211	H	Navy	55 49
												241	H	Towson	50 63
												262	A	Colgate	53 54
												262	H	Colgate	45 72
												270	A	UMBC	58 81
												292	A	Georgetown	44 71
												313	A	Boston U.	63 53
												313	H	Boston U.	66 55
												314	H	Mt. St. Mary's	56 49
												332	H	Saint Peter's	59 49
LAST 12 Division I GAMES:															
211	A	Navy	50 59	125	A	Lehigh	61 75	58	H	American	44 55				
179	H	Holy Cross	37 65	89	H	Army	53 62	179	A	Holy Cross	57 51				
262	A	Colgate	53 54	262	H	Colgate	45 72	262	H	Colgate	45 72				
145	H	Bucknell	61 72	145	A	Bucknell	49 66								
313	H	Boston U.	66 55												
208	A	Lafayette	63 69												

Non-Div I Games:

Loyola Maryland

Loss, Non-Conf, S Site, H Home A Away N Neutral

Loyola Marymount

Through Games Of March 1, 2015

Average RPI Win:	239	WON-LOST	WINNING	LAST 10	STRENGTH OF	OPP. STRENGTH	TEAM	ADJ.	CONF.	ADJ CONF.
Average RPI Loss:	119	RECORD	PCT. RANK	GAMES	SCHEDULE	OF SCHEDULE	RPI	RPI	RPI	RPI
DIV. I ONLY	6- 23	313	3- 7	111	118	275	275	9	9	
DIV. I NON-CONF.	2- 9	297	0- 0	166	216	308	308	7	7	
TOTALS	RPI 1-25	RPI 26-50	W-L RECORDS	RPI 51-100	RPI 101-150	RPI 150+				
6- 23	0- 0	0- 3	OVERALL	0- 11	0- 2	6- 7				
5- 10	0- 0	0- 1	HOME	0- 6	0- 2	5- 1				
1- 13	0- 0	0- 2	AWAY	0- 5	0- 0	1- 6				
0- 0	0- 0	0- 0	NEUTRAL	0- 0	0- 0	0- 0				
2- 9	0- 0	0- 1	NON-CONFERENCE	0- 3	0- 2	2- 3				
2- 4	0- 0	0- 0	HOME	0- 2	0- 2	2- 0				
0- 5	0- 0	0- 1	AWAY	0- 1	0- 0	0- 3				
0- 0	0- 0	0- 0	NEUTRAL	0- 0	0- 0	0- 0				
4- 14	0- 0	0- 2	CONFERENCE	0- 8	0- 0	4- 4				
3- 6	0- 0	0- 1	HOME	0- 4	0- 0	3- 1				
1- 8	0- 0	0- 1	AWAY	0- 4	0- 0	1- 3				
0- 0	0- 0	0- 0	NEUTRAL	0- 0	0- 0	0- 0				

RPI S	Opponent	Score	RPI S	Opponent	Score	RPI S	Opponent	Score	RPI S	Opponent	Score	Team's RPI: 275
38	A Gonzaga	62 76	38	H Gonzaga	59 82	51	A San Diego	49 68	136	H Cal Poly	79 87	
45	A Oklahoma St.	65 76				51	H San Diego	59 67	141	H UC Riverside	55 81	
						54	A Pacific	69 89	168	A San Francisco	75 87	
						54	H Pacific	61 84	168	H San Francisco	65 74	
						59	A St. Mary's (CA)	71 72	184	H UAB	66 61	
						59	H St. Mary's (CA)	49 56	217	A Pepperdine	91 98	
						64	H Hawaii	76 85	217	H Pepperdine	74 57	
						74	H Washington St.	60 87	220	A UNLV	76 91	
						75	A BYU	59 74	228	A Santa Clara	75 63	
						75	H BYU	63 71	228	H Santa Clara	82 57	
						90	A Southern California	54 96	266	A Northern Ariz.	64 82	
									282	A Portland	65 83	
									282	H Portland	77 73	
									294	H Bowling Green	51 48	
									311	A Seattle	57 62	
LAST 12 Division I GAMES:												
217	H Pepperdine	74 57	51	A San Diego	49 68							
228	A Santa Clara	75 63	54	H Pacific	61 84							
168	A San Francisco	75 87	59	H St. Mary's (CA)	49 56							
282	H Portland	77 73	168	H San Francisco	65 74							
38	H Gonzaga	59 82	228	H Santa Clara	82 57							
75	A BYU	59 74	38	A Gonzaga	62 76							

Non-Div I Games:

Loyola Marymount

Loss, Non-Conf, S Site, H Home A Away N Neutral

Maine

Through Games Of March 1, 2015

Average RPI Win:	216	WON-LOST	WINNING	LAST 10	STRENGTH OF	OPP. STRENGTH	TEAM	ADJ.	CONF.	ADJ CONF.
Average RPI Loss:	136	RECORD	PCT. RANK	GAMES	SCHEDULE	OF SCHEDULE	RPI	RPI	RPI	RPI
DIV. I ONLY	22- 7	36	9- 1	226	185	83	83	23	23	
DIV. I NON-CONF.	8- 5	123	0- 0	186	124	130	130	23	23	
TOTALS	RPI 1-25	RPI 26-50	W-L RECORDS	RPI 51-100	RPI 101-150	RPI 150+				
22- 7	0- 1	0- 0	OVERALL	1- 1	3- 1	18- 4				
13- 2	0- 0	0- 0	HOME	0- 1	2- 0	11- 1				
9- 4	0- 0	0- 0	AWAY	1- 0	1- 1	7- 3				
0- 1	0- 1	0- 0	NEUTRAL	0- 0	0- 0	0- 0				
8- 5	0- 1	0- 0	NON-CONFERENCE	0- 0	3- 1	5- 3				
6- 1	0- 0	0- 0	HOME	0- 0	2- 0	4- 1				
2- 3	0- 0	0- 0	AWAY	0- 0	1- 1	1- 2				
0- 1	0- 1	0- 0	NEUTRAL	0- 0	0- 0	0- 0				
14- 2	0- 0	0- 0	CONFERENCE	1- 1	0- 0	13- 1				
7- 1	0- 0	0- 0	HOME	0- 1	0- 0	7- 0				
7- 1	0- 0	0- 0	AWAY	1- 0	0- 0	6- 1				
0- 0	0- 0	0- 0	NEUTRAL	0- 0	0- 0	0- 0				

RPI 1-25				RPI 26-50				RPI 51-100				RPI 101+			
RPI	S	Opponent	Score	RPI	S	Opponent	Score	RPI	S	Opponent	Score	RPI	S	Opponent	Score
12	N	North Carolina	36 65					82	A	Albany (NY)	52 44	105	H	Boston College	69 64
								82	H	Albany (NY)	43 49	111	A	Yale	55 57
												130	H	Harvard	65 46
												150	A	Central Conn. St.	72 58
												152	H	Dartmouth	53 38
												155	A	Bryant	52 65
												170	A	Hartford	68 57
												170	H	Hartford	63 45
												174	A	William & Mary	54 51
												178	A	Stony Brook	58 55
												178	H	Stony Brook	57 49
												192	A	Massachusetts	60 68
												199	H	Sacred Heart	58 59
												201	A	New Hampshire	47 61
												201	H	New Hampshire	87 56
												215	H	Brown	58 53
												224	A	UMass Lowell	74 46
												224	H	UMass Lowell	68 54
												270	A	UMBC	56 42
												270	H	UMBC	61 41
												300	H	LIU Brooklyn	65 59
												301	H	Northeastern	60 51
												303	A	Vermont	57 54
												303	H	Vermont	74 46
												324	A	Binghamton	70 56
												324	H	Binghamton	70 48
LAST 12 Division I GAMES:															
201	A	New Hampshire	47 61	170	H	Hartford	63 45								
270	H	UMBC	61 41	82	A	Albany (NY)	52 44								
324	A	Binghamton	70 56	201	H	New Hampshire	87 56								
303	A	Vermont	57 54	270	A	UMBC	56 42								
178	H	Stony Brook	57 49	303	H	Vermont	74 46								
224	A	UMass Lowell	74 46	324	H	Binghamton	70 48								

Non-Div I Games:

Maine

■ Loss,
 ■ Non-Conf,
 ■ S Site,
 ■ H Home
 ■ A Away
 N Neutral

[illegible]

Manhattan

Page 159

Average RPI Win: 231	WON-LOST	WINNING	LAST 10	STRENGTH OF	OPP. STRENGTH	TEAM	ADJ.	CONF.	ADJ CONF.
Average RPI Loss: 143	RECORD	PCT. RANK	GAMES	SCHEDULE	OF SCHEDULE	RPI	RPI	RPI	RPI
DIV. I ONLY	19- 10	81	7- 3	222	217	119	119	24	24
DIV. I NON-CONF.	4- 5	188	0- 0	111	91	172	172	24	24
TOTALS	RPI 1-25	RPI 26-50	W-L RECORDS	RPI 51-100	RPI 101-150	RPI 150+			
19- 10	0- 1	0- 3	OVERALL	2- 1	0- 0	17- 5			
10- 4	0- 0	0- 1	HOME	2- 1	0- 0	8- 2			
8- 5	0- 1	0- 1	AWAY	0- 0	0- 0	8- 3			
1- 1	0- 0	0- 1	NEUTRAL	0- 0	0- 0	1- 0			
4- 5	0- 1	0- 1	NON-CONFERENCE	2- 1	0- 0	2- 2			
3- 1	0- 0	0- 0	HOME	2- 1	0- 0	1- 0			
0- 3	0- 1	0- 0	AWAY	0- 0	0- 0	0- 2			
1- 1	0- 0	0- 1	NEUTRAL	0- 0	0- 0	1- 0			
15- 5	0- 0	0- 2	CONFERENCE	0- 0	0- 0	15- 3			
7- 3	0- 0	0- 1	HOME	0- 0	0- 0	7- 2			
8- 2	0- 0	0- 1	AWAY	0- 0	0- 0	8- 1			
0- 0	0- 0	0- 0	NEUTRAL	0- 0	0- 0	0- 0			

RPI 1-25				RPI 26-50				RPI 51-100				RPI 101+ Team's RPI: 119			
RPI	S	Opponent	Score	RPI	S	Opponent	Score	RPI	S	Opponent	Score	RPI	S	Opponent	Score
3	A	Baylor	60 90	31	A	Quinnipiac	55 73	56	H	South Dakota St.	82 64	175	A	Fairfield	56 50
				31	H	Quinnipiac	62 80	82	H	Albany (NY)	61 58	175	H	Fairfield	55 56
				41	N	Stetson	50 57	88	H	St. John's (NY)	48 49	180	A	Siena	56 46
												180	H	Siena	65 58
												190	A	Iona	63 58
												190	H	Iona	59 54
												196	A	Delaware	60 70
												234	A	Niagara	75 66
												234	H	Niagara	65 70
												251	A	Monmouth	63 60
												251	H	Monmouth	75 65
												255	A	Canisius	63 49
												255	H	Canisius	74 64
												269	A	Rider	65 56
												269	H	Rider	60 46
												274	N	Utah St.	68 65
												301	A	Northeastern	51 58
												313	H	Boston U.	77 50
												316	A	Manhattan	67 45
												316	H	Manhattan	77 38
												332	A	Saint Peter's	58 66
												332	H	Saint Peter's	77 51
LAST 12 Division I GAMES:															
269	A	Rider	65 56	255	A	Canisius	63 49								
332	A	Saint Peter's	58 66	234	A	Niagara	75 66								
175	A	Fairfield	56 50	190	A	Iona	63 58								
190	H	Iona	59 54	316	H	Manhattan	77 38								
234	H	Niagara	65 70	332	H	Saint Peter's	77 51								
31	H	Quinnipiac	62 80	31	A	Quinnipiac	55 73								

Non-Div I Games:

Marist

■ Loss,
 ■ Non-Conf,
 ■ S Site,
 ■ H Home
 ■ A Away
 N Neutral

Average RPI Win:	199	WON-LOST	WINNING	LAST 10	STRENGTH OF	OPP. STRENGTH	TEAM	ADJ.	CONF.	ADJ CONF.
Average RPI Loss:	118	RECORD	PCT. RANK	GAMES	SCHEDULE	OF SCHEDULE	RPI	RPI	RPI	RPI
DIV. I ONLY	8- 21	289	4- 6	131	79	253	253	10	10	
DIV. I NON-CONF.	4- 7	221	0- 0	169	51	251	251	9	9	
TOTALS	RPI 1-25	RPI 26-50	W-L RECORDS	RPI 51-100	RPI 101-150	RPI 150+				
8- 21	0- 2	1- 3	OVERALL	1- 7	1- 2	5- 7				
6- 10	0- 1	1- 1	HOME	1- 4	0- 1	4- 3				
2- 11	0- 1	0- 2	AWAY	0- 3	1- 1	1- 4				
0- 0	0- 0	0- 0	NEUTRAL	0- 0	0- 0	0- 0				
4- 7	0- 2	0- 0	NON-CONFERENCE	1- 1	0- 1	3- 3				
4- 3	0- 1	0- 0	HOME	1- 1	0- 0	3- 1				
0- 4	0- 1	0- 0	AWAY	0- 0	0- 1	0- 2				
0- 0	0- 0	0- 0	NEUTRAL	0- 0	0- 0	0- 0				
4- 14	0- 0	1- 3	CONFERENCE	0- 6	1- 1	2- 4				
2- 7	0- 0	1- 1	HOME	0- 3	0- 1	1- 2				
2- 7	0- 0	0- 2	AWAY	0- 3	1- 0	1- 2				
0- 0	0- 0	0- 0	NEUTRAL	0- 0	0- 0	0- 0				

RPI	S	Opponent	Score	RPI	S	Opponent	Score	RPI	S	Opponent	Score	RPI	S	Opponent	Score	Team's RPI: 253
13	A	Duke	51 83	40	A	Seton Hall	58 88	62	H	Vanderbilt	80 67	132	A	Butler	77 74	
22	H	Green Bay	66 94	40	H	Seton Hall	73 70	76	H	South Dakota	65 69	132	H	Butler	67 76	
				49	A	DePaul	82 99	77	A	Villanova	48 68	142	A	Wisconsin	64 89	
				49	H	DePaul	67 101	77	H	Villanova	59 75	154	A	Auburn	53 79	
								85	A	Creighton	60 82	165	H	Northern Ky.	68 77	
								85	H	Creighton	75 93	187	A	Xavier	72 91	
								88	A	St. John's (NY)	52 67	187	H	Xavier	71 74	
								88	H	St. John's (NY)	52 64	207	A	Wake Forest	77 89	
												229	H	Western Ill.	65 57	
												256	A	Providence	72 64	
												256	H	Providence	58 66	
												276	H	Milwaukee	85 80	
												292	A	Georgetown	76 83	
												292	H	Georgetown	80 73	
												305	H	Loyola Chicago	86 71	
LAST 12 Division I GAMES:																
49	A	DePaul	82 99	187	A	Xavier	72 91									
85	A	Creighton	60 82	292	H	Georgetown	80 73									
256	A	Providence	72 64	77	H	Villanova	59 75									
40	H	Seton Hall	73 70	85	H	Creighton	75 93									
88	H	St. John's (NY)	52 64	256	H	Providence	58 66									
132	A	Butler	77 74	88	A	St. John's (NY)	52 67									

Non-Div I Games:

Marquette

■ Loss,
■ Non-Conf,
■ S Site,
■ H Home
■ A Away
N Neutral

Marshall

Through Games Of March 1, 2015

Average RPI Win:	229	WON-LOST	WINNING	LAST 10	STRENGTH OF	OPP. STRENGTH	TEAM	ADJ.	CONF.	ADJ CONF.
Average RPI Loss:	150	RECORD	PCT. RANK	GAMES	SCHEDULE	OF SCHEDULE	RPI	RPI	RPI	RPI
DIV. I ONLY	14- 11	139	5- 5	204	234	138	138	17	17	
DIV. I NON-CONF.	6- 3	92	0- 0	225	320	103	103	18	18	
TOTALS	RPI 1-25	RPI 26-50	W-L RECORDS	RPI 51-100	RPI 101-150	RPI 150+				
14- 11	0- 0	0- 2	OVERALL	1- 2	2- 2	11- 5				
6- 3	0- 0	0- 1	HOME	1- 1	0- 1	5- 0				
7- 7	0- 0	0- 1	AWAY	0- 0	2- 1	5- 5				
1- 1	0- 0	0- 0	NEUTRAL	0- 1	0- 0	1- 0				
6- 3	0- 0	0- 0	NON-CONFERENCE	0- 1	1- 1	5- 1				
2- 0	0- 0	0- 0	HOME	0- 0	0- 0	2- 0				
3- 2	0- 0	0- 0	AWAY	0- 0	1- 1	2- 1				
1- 1	0- 0	0- 0	NEUTRAL	0- 1	0- 0	1- 0				
8- 8	0- 0	0- 2	CONFERENCE	1- 1	1- 1	6- 4				
4- 3	0- 0	0- 1	HOME	1- 1	0- 1	3- 0				
4- 5	0- 0	0- 1	AWAY	0- 0	1- 0	3- 4				
0- 0	0- 0	0- 0	NEUTRAL	0- 0	0- 0	0- 0				

RPI 1-25				RPI 26-50				RPI 51-100				RPI 101+				Team's RPI: 138
RPI	S	Opponent	Score	RPI	S	Opponent	Score	RPI	S	Opponent	Score	RPI	S	Opponent	Score	
				32	A	Western Ky.	60 74	60	H	Middle Tenn.	48 74	117	A	Cornell	49 58	
				32	H	Western Ky.	53 67	65	N	West Virginia	56 69	124	A	Rhode Island	61 45	
								87	H	Southern Miss.	67 65	139	H	Louisiana Tech	67 68	
												148	A	Old Dominion	69 37	
												175	N	Fairfield	68 55	
												177	H	Robert Morris	62 46	
												182	A	UTSA	48 60	
												184	H	UAB	71 52	
												203	A	Charlotte	56 74	
												212	A	Fla. Atlantic	73 83	
												212	H	Fla. Atlantic	66 59	
												242	A	UTEP	76 71	
												267	A	Rice	72 69	
												271	A	Norfolk St.	73 71	
												284	A	Eastern Ky.	58 63	
												323	A	North Texas	42 45	
												325	H	UMES	74 57	
												327	A	Coastal Caro.	77 65	
												335	A	FIU	74 50	
												335	H	FIU	67 61	
LAST 12 Division I GAMES:																
				212	A	Fla. Atlantic	73 83	267	A	Rice	72 69					
				335	A	FIU	74 50	139	H	Louisiana Tech	67 68					
				184	H	UAB	71 52	87	H	Southern Miss.	67 65					
				60	H	Middle Tenn.	48 74	242	A	UTEP	76 71					
				32	A	Western Ky.	60 74	182	A	UTSA	48 60					
				323	A	North Texas	42 45	212	H	Fla. Atlantic	66 59					

Non-Div I Games: Salem Int'l 84 41 Brescia 127 56

Marshall

Loss, Non-Conf, S Site, H Home A Away N Neutral

Maryland

Through Games Of March 1, 2015

Average RPI Win:	120	WON-LOST	WINNING	LAST 10	STRENGTH OF	OPP. STRENGTH	TEAM	ADJ.	CONF.	ADJ CONF.
Average RPI Loss:	38	RECORD	PCT. RANK	GAMES	SCHEDULE	OF SCHEDULE	RPI	RPI	RPI	RPI
DIV. I ONLY	27- 2	4	10- 0	38	44	6	6	4	4	
DIV. I NON-CONF.	9- 2	35	0- 0	75	120	28	28	2	2	
TOTALS	RPI 1-25	RPI 26-50	W-L RECORDS	RPI 51-100	RPI 101-150	RPI 150+				
27- 2	3- 1	8- 0	OVERALL	5- 1	2- 0	9- 0				
15- 0	1- 0	4- 0	HOME	3- 0	1- 0	6- 0				
11- 1	1- 1	4- 0	AWAY	2- 0	1- 0	3- 0				
1- 1	1- 0	0- 0	NEUTRAL	0- 1	0- 0	0- 0				
9- 2	2- 1	1- 0	NON-CONFERENCE	1- 1	0- 0	5- 0				
6- 0	0- 0	1- 0	HOME	1- 0	0- 0	4- 0				
2- 1	1- 1	0- 0	AWAY	0- 0	0- 0	1- 0				
1- 1	1- 0	0- 0	NEUTRAL	0- 1	0- 0	0- 0				
18- 0	1- 0	7- 0	CONFERENCE	4- 0	2- 0	4- 0				
9- 0	1- 0	3- 0	HOME	2- 0	1- 0	2- 0				
9- 0	0- 0	4- 0	AWAY	2- 0	1- 0	2- 0				
0- 0	0- 0	0- 0	NEUTRAL	0- 0	0- 0	0- 0				

RPI 1-25				Team's RPI: 6		RPI 26-50				RPI 51-100				RPI 101+					
RPI	S	Opponent	Score		RPI	S	Opponent	Score		RPI	S	Opponent	Score		RPI	S	Opponent	Score	
1	A	Notre Dame	72	92	27	H	South Fla.	85	67	57	A	Michigan	91	65	120	H	Purdue	88	64
7	H	Iowa	93	88	34	A	Northwestern	69	48	58	H	American	94	50	142	A	Wisconsin	81	70
18	A	George Washington	75	65	35	H	Ohio St.	87	78	74	N	Washington St.	64	70	158	A	Indiana	84	74
25	N	James Madison	80	64	36	A	Nebraska	75	47	86	A	Michigan St.	75	69	158	H	Indiana	83	72
					36	H	Nebraska	59	47	86	H	Michigan St.	85	56	219	A	Penn St.	77	62
					39	A	Minnesota	77	73	98	H	Illinois	74	54	219	H	Penn St.	65	34
					42	A	Rutgers	71	59						241	H	Towson	81	52
					42	H	Rutgers	80	69						277	H	Loyola Maryland	65	43
LAST 12 Division I GAMES:																			
					34	A	Northwestern	69	48	36	H	Nebraska	59	47					
					158	H	Indiana	83	72	219	A	Penn St.	77	62					
					219	H	Penn St.	65	34	7	H	Iowa	93	88					
					142	A	Wisconsin	81	70	57	A	Michigan	91	65					
					86	A	Michigan St.	75	69	158	A	Indiana	84	74					
					42	H	Rutgers	80	69	86	H	Michigan St.	85	56					

Non-Div I Games:

Maryland

Loss, Non-Conf, S Site, H Home A Away N Neutral

Massachusetts

Through Games Of March 1, 2015

Average RPI Win:	191	WON-LOST	WINNING	LAST 10	STRENGTH OF	OPP. STRENGTH	TEAM	ADJ.	CONF.	ADJ CONF.
Average RPI Loss:	106	RECORD	PCT. RANK	GAMES	SCHEDULE	OF SCHEDULE	RPI	RPI	RPI	RPI
DIV. I ONLY	11- 17	239	3- 7	84	96	192	192	6	6	
DIV. I NON-CONF.	6- 6	158	0- 0	132	136	143	143	6	6	
TOTALS	RPI 1-25	RPI 26-50	W-L RECORDS	RPI 51-100	RPI 101-150	RPI 150+				
11- 17	0- 3	0- 1	OVERALL	3- 4	1- 5	7- 4				
8- 5	0- 1	0- 1	HOME	2- 0	1- 2	5- 1				
3- 10	0- 1	0- 0	AWAY	1- 3	0- 3	2- 3				
0- 2	0- 1	0- 0	NEUTRAL	0- 1	0- 0	0- 0				
6- 6	0- 1	0- 0	NON-CONFERENCE	2- 2	0- 1	4- 2				
4- 1	0- 0	0- 0	HOME	2- 0	0- 1	2- 0				
2- 3	0- 0	0- 0	AWAY	0- 1	0- 0	2- 2				
0- 2	0- 1	0- 0	NEUTRAL	0- 1	0- 0	0- 0				
5- 11	0- 2	0- 1	CONFERENCE	1- 2	1- 4	3- 2				
4- 4	0- 1	0- 1	HOME	0- 0	1- 1	3- 1				
1- 7	0- 1	0- 0	AWAY	1- 2	0- 3	0- 1				
0- 0	0- 0	0- 0	NEUTRAL	0- 0	0- 0	0- 0				

RPI 1-25				RPI 26-50				RPI 51-100				RPI 101+ Team's RPI: 192			
RPI	S	Opponent	Score	RPI	S	Opponent	Score	RPI	S	Opponent	Score	RPI	S	Opponent	Score
10	N	Florida St.	47 73	48	H	Duquesne	49 69	52	N	Ohio	52 59	124	A	Rhode Island	58 70
14	A	Dayton	60 69					58	H	American	71 61	124	H	Rhode Island	78 70
18	H	George Washington	54 69					80	A	Fordham	42 65	129	A	VCU	43 65
								83	H	Maine	68 60	130	H	Harvard	62 75
								91	A	Saint Joseph's	65 47	146	A	St. Bonaventure	53 65
								92	A	Western Mich.	41 63	146	H	St. Bonaventure	57 77
								93	A	Richmond	44 64	156	A	Central Mich.	70 72
												162	H	Saint Louis	67 75
												176	A	La Salle	69 71
												176	H	La Salle	71 68
												179	H	Holy Cross	72 61
												230	A	Georgia St.	66 71
												233	H	George Mason	85 79
												254	H	Davidson	60 49
												263	H	UCF	67 62
												313	A	Boston U.	78 57
												323	A	North Texas	56 46
LAST 12 Division I GAMES:															
124	H	Rhode Island	78 70	176	A	La Salle	69 71								
14	A	Dayton	60 69	124	A	Rhode Island	58 70								
129	A	VCU	43 65	146	H	St. Bonaventure	57 77								
254	H	Davidson	60 49	93	A	Richmond	44 64								
48	H	Duquesne	49 69	80	A	Fordham	42 65								
233	H	George Mason	85 79	18	H	George Washington	54 69								

Non-Div I Games:

Massachusetts

■ Loss,
■ Non-Conf,
■ S Site,
■ Home
■ A Away
N Neutral

Average RPI Win:	246	WON-LOST	WINNING	LAST 10	STRENGTH OF	OPP. STRENGTH	TEAM	ADJ.	CONF.	ADJ CONF.
Average RPI Loss:	190	RECORD	PCT. RANK	GAMES	SCHEDULE	OF SCHEDULE	RPI	RPI	RPI	RPI
DIV. I ONLY	12- 12	172	6- 4	268	278	222	222	28	28	
DIV. I NON-CONF.	2- 5	259	0- 0	57	57	201	201	27	27	
TOTALS	RPI 1-25	RPI 26-50	W-L RECORDS	RPI 51-100	RPI 101-150	RPI 150+				
12- 12	0- 1	0- 2	OVERALL	1- 0	1- 0	10- 9				
8- 3	0- 0	0- 1	HOME	1- 0	1- 0	6- 2				
4- 9	0- 1	0- 1	AWAY	0- 0	0- 0	4- 7				
0- 0	0- 0	0- 0	NEUTRAL	0- 0	0- 0	0- 0				
2- 5	0- 1	0- 2	NON-CONFERENCE	1- 0	0- 0	1- 2				
2- 1	0- 0	0- 1	HOME	1- 0	0- 0	1- 0				
0- 4	0- 1	0- 1	AWAY	0- 0	0- 0	0- 2				
0- 0	0- 0	0- 0	NEUTRAL	0- 0	0- 0	0- 0				
10- 7	0- 0	0- 0	CONFERENCE	0- 0	1- 0	9- 7				
6- 2	0- 0	0- 0	HOME	0- 0	1- 0	5- 2				
4- 5	0- 0	0- 0	AWAY	0- 0	0- 0	4- 5				
0- 0	0- 0	0- 0	NEUTRAL	0- 0	0- 0	0- 0				

RPI 1-25				RPI 26-50				RPI 51-100				RPI 101+ Team's RPI: 222			
RPI	S	Opponent	Score	RPI	S	Opponent	Score	RPI	S	Opponent	Score	RPI	S	Opponent	Score
23	A	Texas	59 76	28	A	Texas A&M	27 93	87	H	Southern Miss.	57 55	128	H	Stephen F. Austin	73 67
				50	H	Tulane	55 75					189	A	Lamar	67 75
												189	H	Lamar	98 77
												193	H	Texas Southern	74 70
												214	A	Northwestern St.	54 75
												214	H	Northwestern St.	68 57
												216	A	La.-Monroe	63 66
												225	A	Nicholls St.	59 70
												225	H	Nicholls St.	68 73
												247	A	Central Ark.	65 63
												259	A	A&M-Corpus Christi	65 76
												261	H	Abilene Christian	59 75
												267	A	Rice	55 57
												288	H	Houston Baptist	60 57
												302	A	Sam Houston St.	79 74
												318	A	New Orleans	86 90
												318	H	New Orleans	82 58
												321	A	Southeastern La.	78 57
												321	H	Southeastern La.	66 62
												338	A	Incarinate Word	104 101
LAST 12 Division I GAMES:															
225	H	Nicholls St.	68 73	225	A	Nicholls St.	59 70								
189	H	Lamar	98 77	318	A	New Orleans	86 90								
189	A	Lamar	67 75	318	H	New Orleans	82 58								
247	A	Central Ark.	65 63	321	A	Southeastern La.	78 57								
214	H	Northwestern St.	68 57	214	A	Northwestern St.	54 75								
321	H	Southeastern La.	66 62	338	A	Incarinate Word	104 101								

Non-Div I Games: Centenary (LA) 86 35 Wiley 67 66 LSU-Alexandria 79 70 Louisiana Col. 83 61
McNeese St.

Loss, Non-Conf, S Site, H Home A Away N Neutral

Average RPI Win:	236	WON-LOST	WINNING	LAST 10	STRENGTH OF	OPP. STRENGTH	TEAM	ADJ.	CONF.	ADJ CONF.
Average RPI Loss:	66	RECORD	PCT. RANK	GAMES	SCHEDULE	OF SCHEDULE	RPI	RPI	RPI	RPI
DIV. I ONLY	13- 15	196	4- 6	99	95	160	160	8	8	
DIV. I NON-CONF.	6- 5	145	0- 0	160	109	162	162	8	8	
TOTALS	RPI 1-25	RPI 26-50	W-L RECORDS	RPI 51-100	RPI 101-150	RPI 150+				
13- 15	0- 3	0- 5	OVERALL	1- 2	1- 5	11- 0				
9- 6	0- 1	0- 3	HOME	1- 0	1- 2	7- 0				
4- 9	0- 2	0- 2	AWAY	0- 2	0- 3	4- 0				
0- 0	0- 0	0- 0	NEUTRAL	0- 0	0- 0	0- 0				
6- 5	0- 1	0- 2	NON-CONFERENCE	0- 1	1- 1	5- 0				
5- 2	0- 0	0- 2	HOME	0- 0	1- 0	4- 0				
1- 3	0- 1	0- 0	AWAY	0- 1	0- 1	1- 0				
0- 0	0- 0	0- 0	NEUTRAL	0- 0	0- 0	0- 0				
7- 10	0- 2	0- 3	CONFERENCE	1- 1	0- 4	6- 0				
4- 4	0- 1	0- 1	HOME	1- 0	0- 2	3- 0				
3- 6	0- 1	0- 2	AWAY	0- 1	0- 2	3- 0				
0- 0	0- 0	0- 0	NEUTRAL	0- 0	0- 0	0- 0				

RPI	S	Opponent	Score	RPI	S	Opponent	Score	RPI	S	Opponent	Score	RPI	S	Opponent	Score	Team's RPI: 160
5	A	UConn	24 87	27	A	South Fla.	39 72	72	A	East Carolina	39 60	114	A	Tulsa	69 79	
5	H	UConn	34 80	27	H	South Fla.	53 57	72	H	East Carolina	60 57	114	H	Tulsa	62 65	
18	A	George Washington	44 63	37	H	UALR	59 66	98	A	Illinois	58 60	122	A	Southern Ill.	75 82	
				39	H	Minnesota	62 68					131	A	Temple	61 84	
				50	A	Tulane	65 75					131	H	Temple	57 58	
												144	H	Missouri St.	79 63	
												156	H	Central Mich.	62 61	
												194	H	Samford	64 48	
												250	H	Austin Peay	65 60	
												263	A	UCF	70 66	
												263	H	UCF	65 49	
												264	A	Cincinnati	56 44	
												264	H	Cincinnati	41 38	
												278	A	Houston	64 58	
												278	H	Houston	84 49	
												292	A	Georgetown	63 46	
												349	H	Mississippi Val.	62 39	
LAST 12 Division I GAMES:																
5	A	UConn	24 87	131	A	Temple	61 84									
114	H	Tulsa	62 65	27	H	South Fla.	53 57									
50	A	Tulane	65 75	264	A	Cincinnati	56 44									
263	H	UCF	65 49	278	H	Houston	84 49									
278	A	Houston	64 58	72	A	East Carolina	39 60									
5	H	UConn	34 80	264	H	Cincinnati	41 38									

Non-Div I Games:

Memphis

■ Loss,
 ■ Non-Conf,
 ■ S Site,
 ■ Home
 ■ A Away
 N Neutral

Average RPI Win:	260	WON-LOST	WINNING	LAST 10	STRENGTH OF	OPP. STRENGTH	TEAM	ADJ.	CONF.	ADJ CONF.
Average RPI Loss:	130	RECORD	PCT. RANK	GAMES	SCHEDULE	OF SCHEDULE	RPI	RPI	RPI	RPI
DIV. I ONLY	17- 13	137	6- 4	253	255	181	181	20	20	
DIV. I NON-CONF.	8- 8	158	0- 0	291	274	210	210	22	22	
TOTALS	RPI 1-25	RPI 26-50	W-L RECORDS	RPI 51-100	RPI 101-150	RPI 150+				
17- 13	0- 2	0- 1	OVERALL	0- 1	1- 4	16- 5				
8- 6	0- 1	0- 0	HOME	0- 1	0- 2	8- 2				
9- 7	0- 1	0- 1	AWAY	0- 0	1- 2	8- 3				
0- 0	0- 0	0- 0	NEUTRAL	0- 0	0- 0	0- 0				
8- 8	0- 0	0- 1	NON-CONFERENCE	0- 1	1- 2	7- 4				
4- 3	0- 0	0- 0	HOME	0- 1	0- 1	4- 1				
4- 5	0- 0	0- 1	AWAY	0- 0	1- 1	3- 3				
0- 0	0- 0	0- 0	NEUTRAL	0- 0	0- 0	0- 0				
9- 5	0- 2	0- 0	CONFERENCE	0- 0	0- 2	9- 1				
4- 3	0- 1	0- 0	HOME	0- 0	0- 1	4- 1				
5- 2	0- 1	0- 0	AWAY	0- 0	0- 1	5- 0				
0- 0	0- 0	0- 0	NEUTRAL	0- 0	0- 0	0- 0				

RPI 1-25				RPI 26-50				RPI 51-100				RPI 101+ Team's RPI: 181			
RPI	S	Opponent	Score	RPI	S	Opponent	Score	RPI	S	Opponent	Score	RPI	S	Opponent	Score
19	A	Chattanooga	59 71	26	A	Mississippi St.	66 97	65	H	Georgia	49 68	112	A	East Tenn. St.	49 70
19	H	Chattanooga	51 56									112	H	East Tenn. St.	70 72
												122	A	Southern Ill.	52 67
												148	A	Kennesaw St.	54 44
												148	H	Kennesaw St.	56 76
												159	A	Furman	88 82
												159	H	Furman	55 58
												162	A	Saint Louis	80 75
												183	A	Alabama	46 39
												191	H	Belmont	83 86
												194	A	Samford	74 59
												194	H	Samford	70 65
												197	A	Jacksonville St.	66 67
												245	A	North Florida	55 57
												279	H	Jackson St.	80 48
												281	A	Col. of Charleston	59 72
												284	H	Eastern Ky.	69 64
												298	A	Western Caro.	68 51
												298	H	Western Caro.	82 60
												306	A	Ga. Southern	84 61
												308	A	Wofford	63 51
												308	H	Wofford	80 51
												312	A	UNC Greensboro	74 73
												312	H	UNC Greensboro	80 62
												334	H	Tennessee Tech	73 67
												336	H	Florida A&M	61 47
LAST 12 Division I GAMES:															
194	H	Samford	70 65	312	H	UNC Greensboro	80 62								
19	H	Chattanooga	51 56	194	A	Samford	74 59								
112	A	East Tenn. St.	49 70	19	A	Chattanooga	59 71								
308	A	Wofford	63 51	112	H	East Tenn. St.	70 72								
159	A	Furman	88 82	159	H	Furman	55 58								
298	H	Western Caro.	82 60	308	H	Wofford	80 51								

Non-Div I Games:

Mercer

■ Loss,
 ■ Non-Conf,
 ■ S Site,
 ■ H Home
 ■ A Away
 N Neutral

Average RPI Win: 171		WON-LOST	WINNING	LAST 10	STRENGTH OF	OPP. STRENGTH	TEAM	ADJ.	CONF.	ADJ CONF.
Average RPI Loss: 45		RECORD	PCT. RANK	GAMES	SCHEDULE	OF SCHEDULE	RPI	RPI	RPI	RPI
DIV. I ONLY		18- 11	94	3- 7	78	22	78	78	3	3
DIV. I NON-CONF.		10- 3	52	0- 0	289	77	122	122	3	3
TOTALS		RPI 1-25	RPI 26-50		W-L RECORDS		RPI 51-100	RPI 101-150	RPI 150+	
18- 11	1- 6	1- 2		OVERALL		4- 2	3- 0	9- 1		
15- 3	1- 3	0- 0		HOME		3- 0	3- 0	8- 0		
2- 8	0- 3	1- 2		AWAY		0- 2	0- 0	1- 1		
1- 0	0- 0	0- 0		NEUTRAL		1- 0	0- 0	0- 0		
10- 3	0- 1	0- 1		NON-CONFERENCE		2- 1	2- 0	6- 0		
9- 1	0- 1	0- 0		HOME		1- 0	2- 0	6- 0		
0- 2	0- 0	0- 1		AWAY		0- 1	0- 0	0- 0		
1- 0	0- 0	0- 0		NEUTRAL		1- 0	0- 0	0- 0		
8- 8	1- 5	1- 1		CONFERENCE		2- 1	1- 0	3- 1		
6- 2	1- 2	0- 0		HOME		2- 0	1- 0	2- 0		
2- 6	0- 3	1- 1		AWAY		0- 1	0- 0	1- 1		
0- 0	0- 0	0- 0		NEUTRAL		0- 0	0- 0	0- 0		

RPI	S	Opponent	Score	RPI	S	Opponent	Score	RPI	S	Opponent	Score	RPI	S	Opponent	Score
1	H	Notre Dame	78 63	29	A	Syracuse	85 71	60	A	Middle Tenn.	48 53	105	H	Boston College	74 53
8	A	Louisville	55 68	33	A	Pittsburgh	66 81	70	A	North Carolina St.	65 68	114	H	Tulsa	69 57
10	A	Florida St.	60 80	50	A	Tulane	65 70	71	H	LSU	76 71	142	H	Wisconsin	66 54
10	H	Florida St.	55 69					84	H	Georgia Tech	64 59	185	H	Clemson	79 42
12	H	North Carolina	65 66					94	N	UCLA	74 67	207	A	Wake Forest	59 60
13	A	Duke	53 68					100	H	Virginia	67 58	213	H	Jacksonville	65 36
17	H	Arizona St.	61 65									223	A	Virginia Tech	62 45
												223	H	Virginia Tech	42 39
												236	H	Oakland	66 53
												245	H	North Florida	81 53
												331	H	Illinois St.	95 44
												336	H	Florida A&M	83 47
												340	H	Coppin St.	70 54
LAST 12 Division I GAMES:															
10	H	Florida St.	55 69	10	A	Florida St.	60 80								
207	A	Wake Forest	59 60	223	H	Virginia Tech	42 39								
12	H	North Carolina	65 66	33	A	Pittsburgh	66 81								
70	A	North Carolina St.	65 68	8	A	Louisville	55 68								
84	H	Georgia Tech	64 59	100	H	Virginia	67 58								
29	A	Syracuse	85 71	13	A	Duke	53 68								

Non-Div I Games:

Miami (FL)

■ Loss,
■ Non-Conf, S Site,
■ Home
■ Away
N Neutral

Average RPI Win:	255	WON-LOST	WINNING	LAST 10	STRENGTH OF	OPP. STRENGTH	TEAM	ADJ.	CONF.	ADJ CONF.
Average RPI Loss:	142	RECORD	PCT. RANK	GAMES	SCHEDULE	OF SCHEDULE	RPI	RPI	RPI	RPI
DIV. I ONLY	6- 20	302	4- 6	188	182	283	283	15	15	
DIV. I NON-CONF.	2- 8	294	0- 0	192	148	297	297	17	17	
TOTALS	RPI 1-25	RPI 26-50	W-L RECORDS	RPI 51-100	RPI 101-150	RPI 150+				
6- 20	0- 0	0- 1	OVERALL	0- 5	1- 8	5- 6				
3- 9	0- 0	0- 0	HOME	0- 3	0- 4	3- 2				
2- 8	0- 0	0- 0	AWAY	0- 1	1- 3	1- 4				
1- 3	0- 0	0- 1	NEUTRAL	0- 1	0- 1	1- 0				
2- 8	0- 0	0- 1	NON-CONFERENCE	0- 2	0- 2	2- 3				
1- 2	0- 0	0- 0	HOME	0- 0	0- 1	1- 1				
0- 3	0- 0	0- 0	AWAY	0- 1	0- 0	0- 2				
1- 3	0- 0	0- 1	NEUTRAL	0- 1	0- 1	1- 0				
4- 12	0- 0	0- 0	CONFERENCE	0- 3	1- 6	3- 3				
2- 7	0- 0	0- 0	HOME	0- 3	0- 3	2- 1				
2- 5	0- 0	0- 0	AWAY	0- 0	1- 3	1- 2				
0- 0	0- 0	0- 0	NEUTRAL	0- 0	0- 0	0- 0				

RPI	S	Opponent	Score	RPI	S	Opponent	Score	RPI	S	Opponent	Score	RPI	S	Opponent	Score	Team's RPI: 283
26	N	Mississippi St.	42 68	52	H	Ohio	45 67	104	A	Toledo	53 63	126	H	UT Martin	57 90	
				61	N	Drexel	54 71	133	A	Eastern Mich.	38 56	133	H	Eastern Mich.	51 54	
				79	H	Akron	47 65	134	A	Buffalo	78 68	134	H	Buffalo	51 71	
				86	A	Michigan St.	39 85	137	A	Ball St.	41 72	137	H	Ball St.	55 72	
				92	H	Western Mich.	53 61	148	N	Old Dominion	63 69	156	H	Central Mich.	54 60	
								204	H	Ill.-Chicago	69 72	236	A	Oakland	51 65	
								246	A	Evansville	41 51	249	A	Northern Ill.	49 60	
								254	N	Davidson	59 58	268	H	Valparaiso	82 59	
								290	A	Kent St.	69 53	290	H	Kent St.	66 59	
								294	A	Bowling Green	53 66	294	H	Bowling Green	59 51	
LAST 12 Division I GAMES:																
290	H	Kent St.	66 59	249	A	Northern Ill.	49 60									
294	H	Bowling Green	59 51	92	H	Western Mich.	53 61									
134	A	Buffalo	78 68	137	H	Ball St.	55 72									
52	H	Ohio	45 67	294	A	Bowling Green	53 66									
290	A	Kent St.	69 53	133	A	Eastern Mich.	38 56									
133	H	Eastern Mich.	51 54	79	H	Akron	47 65									

Non-Div I Games: Cincinnati Christia75 53

Miami (OH)

Loss, Non-Conf, S Site, H Home A Away N Neutral

Average RPI Win:	137	WON-LOST	WINNING	LAST 10	STRENGTH OF	OPP. STRENGTH	TEAM	ADJ.	CONF.	ADJ CONF.
Average RPI Loss:	41	RECORD	PCT. RANK	GAMES	SCHEDULE	OF SCHEDULE	RPI	RPI	RPI	RPI
DIV. I ONLY	16- 13	150	3- 7	20	20	57	57	4	4	
DIV. I NON-CONF.	8- 3	71	0- 0	44	35	43	43	2	2	
TOTALS	RPI 1-25	RPI 26-50	W-L RECORDS	RPI 51-100	RPI 101-150	RPI 150+				
16- 13	0- 4	2- 7	OVERALL	5- 1	3- 1	6- 0				
12- 4	0- 2	1- 2	HOME	3- 0	3- 0	5- 0				
2- 9	0- 2	1- 5	AWAY	1- 1	0- 1	0- 0				
2- 0	0- 0	0- 0	NEUTRAL	1- 0	0- 0	1- 0				
8- 3	0- 2	0- 1	NON-CONFERENCE	2- 0	2- 0	4- 0				
6- 1	0- 1	0- 0	HOME	1- 0	2- 0	3- 0				
0- 2	0- 1	0- 1	AWAY	0- 0	0- 0	0- 0				
2- 0	0- 0	0- 0	NEUTRAL	1- 0	0- 0	1- 0				
8- 10	0- 2	2- 6	CONFERENCE	3- 1	1- 1	2- 0				
6- 3	0- 1	1- 2	HOME	2- 0	1- 0	2- 0				
2- 7	0- 1	1- 4	AWAY	1- 1	0- 1	0- 0				
0- 0	0- 0	0- 0	NEUTRAL	0- 0	0- 0	0- 0				

RPI 1-25				RPI 26-50				RPI 51-100 Team's RPI: 57				RPI 101+			
RPI	S	Opponent	Score	RPI	S	Opponent	Score	RPI	S	Opponent	Score	RPI	S	Opponent	Score
1	A	Notre Dame	50 70	33	A	Pittsburgh	64 85	74	N	Washington St.	76 64	120	H	Purdue	81 50
6	H	Maryland	65 91	34	A	Northwestern	73 66	86	A	Michigan St.	72 59	133	H	Eastern Mich.	81 52
7	A	Iowa	70 76	34	H	Northwestern	62 63	86	H	Michigan St.	74 65	142	A	Wisconsin	53 63
16	H	Princeton	55 85	35	A	Ohio St.	73 77	92	H	Western Mich.	74 47	145	H	Bucknell	68 61
				35	H	Ohio St.	100 94	98	A	Illinois	60 72	158	H	Indiana	68 52
				36	A	Nebraska	60 75	98	H	Illinois	70 57	207	H	Wake Forest	83 69
				39	A	Minnesota	88 91					219	H	Penn St.	89 53
				42	A	Rutgers	68 81					221	N	San Diego St.	70 50
				42	H	Rutgers	50 57					235	H	Detroit	76 57
												255	H	Canisius	79 43
LAST 12 Division I GAMES:															
				98	A	Illinois	60 72	42	H	Rutgers	50 57				
				120	H	Purdue	81 50	86	A	Michigan St.	72 59				
				39	A	Minnesota	88 91	36	A	Nebraska	60 75				
				158	H	Indiana	68 52	6	H	Maryland	65 91				
				34	H	Northwestern	62 63	98	H	Illinois	70 57				
				35	A	Ohio St.	73 77	7	A	Iowa	70 76				

Non-Div I Games:

Michigan

■ Loss,
■ Non-Conf,
■ S Site,
■ H Home
■ A Away
N Neutral

Average RPI Win:	167	WON-LOST	WINNING	LAST 10	STRENGTH OF	OPP. STRENGTH	TEAM	ADJ.	CONF.	ADJ CONF.
Average RPI Loss:	38	RECORD	PCT. RANK	GAMES	SCHEDULE	OF SCHEDULE	RPI	RPI	RPI	RPI
DIV. I ONLY	15- 14	167	6- 4	31	24	86	86	4	4	
DIV. I NON-CONF.	8- 3	71	0- 0	101	50	69	69	2	2	
TOTALS	RPI 1-25	RPI 26-50	W-L RECORDS	RPI 51-100	RPI 101-150	RPI 150+				
15- 14	0- 5	2- 5	OVERALL	3- 3	3- 0	7- 1				
10- 6	0- 3	1- 2	HOME	2- 1	2- 0	5- 0				
4- 7	0- 1	0- 3	AWAY	1- 2	1- 0	2- 1				
1- 1	0- 1	1- 0	NEUTRAL	0- 0	0- 0	0- 0				
8- 3	0- 2	1- 0	NON-CONFERENCE	1- 1	1- 0	5- 0				
6- 1	0- 1	0- 0	HOME	1- 0	1- 0	4- 0				
1- 1	0- 0	0- 0	AWAY	0- 1	0- 0	1- 0				
1- 1	0- 1	1- 0	NEUTRAL	0- 0	0- 0	0- 0				
7- 11	0- 3	1- 5	CONFERENCE	2- 2	2- 0	2- 1				
4- 5	0- 2	1- 2	HOME	1- 1	1- 0	1- 0				
3- 6	0- 1	0- 3	AWAY	1- 1	1- 0	1- 1				
0- 0	0- 0	0- 0	NEUTRAL	0- 0	0- 0	0- 0				

RPI 1-25				RPI 26-50				RPI 51-100				RPI 101+			
RPI	S	Opponent	Score	RPI	S	Opponent	Score	RPI	S	Opponent	Score	RPI	S	Opponent	Score
1	H	Notre Dame	63 71	29	N	Syracuse	89 76	57	A	Michigan	65 74	120	A	Purdue	61 56
3	N	Baylor	65 84	34	A	Northwestern	70 77	57	H	Michigan	59 72	133	H	Eastern Mich.	69 61
6	A	Maryland	56 85	34	H	Northwestern	57 61	65	A	Georgia	60 69	142	H	Wisconsin	77 71
6	H	Maryland	69 75	35	A	Ohio St.	62 76	84	H	Georgia Tech	79 73	158	A	Indiana	51 70
7	H	Iowa	50 52	36	H	Nebraska	67 71	98	A	Illinois	67 65	158	H	Indiana	72 57
				39	A	Minnesota	79 86	98	H	Illinois	63 56	219	A	Penn St.	74 67
				42	H	Rutgers	60 50					226	H	IUPUI	64 45
												236	H	Oakland	79 64
												283	H	Miami (OH)	85 39
												305	A	Loyola Chicago	90 38
												329	H	Alcorn	77 41
LAST 12 Division I GAMES:															
120	A	Purdue	61 56	57	H	Michigan	59 72								
98	A	Illinois	67 65	35	A	Ohio St.	62 76								
42	H	Rutgers	60 50	158	H	Indiana	72 57								
6	H	Maryland	69 75	142	H	Wisconsin	77 71								
219	A	Penn St.	74 67	6	A	Maryland	56 85								
39	A	Minnesota	79 86	7	H	Iowa	50 52								

Non-Div I Games:

Michigan St.

■ Loss,
 ■ Non-Conf,
 ■ S Site,
 ■ H Home
 ■ A Away
 N Neutral

Average RPI Win:	203	WON-LOST	WINNING	LAST 10	STRENGTH OF	OPP. STRENGTH	TEAM	ADJ.	CONF.	ADJ CONF.
Average RPI Loss:	65	RECORD	PCT. RANK	GAMES	SCHEDULE	OF SCHEDULE	RPI	RPI	RPI	RPI
DIV. I ONLY	18- 8	62	7- 3	107	110	60	60	17	17	
DIV. I NON-CONF.	6- 4	132	0- 0	86	16	72	72	18	18	
TOTALS	RPI 1-25	RPI 26-50	W-L RECORDS	RPI 51-100	RPI 101-150	RPI 150+				
18- 8	0- 2	0- 2	OVERALL	2- 3	4- 0	12- 1				
9- 3	0- 0	0- 1	HOME	1- 1	1- 0	7- 1				
9- 5	0- 2	0- 1	AWAY	1- 2	3- 0	5- 0				
0- 0	0- 0	0- 0	NEUTRAL	0- 0	0- 0	0- 0				
6- 4	0- 2	0- 1	NON-CONFERENCE	2- 1	0- 0	4- 0				
4- 1	0- 0	0- 1	HOME	1- 0	0- 0	3- 0				
2- 3	0- 2	0- 0	AWAY	1- 1	0- 0	1- 0				
0- 0	0- 0	0- 0	NEUTRAL	0- 0	0- 0	0- 0				
12- 4	0- 0	0- 1	CONFERENCE	0- 2	4- 0	8- 1				
5- 2	0- 0	0- 0	HOME	0- 1	1- 0	4- 1				
7- 2	0- 0	0- 1	AWAY	0- 1	3- 0	4- 0				
0- 0	0- 0	0- 0	NEUTRAL	0- 0	0- 0	0- 0				

RPI 1-25			RPI 26-50			RPI 51-100			Team's RPI: 60	RPI 101+		
RPI	S	Opponent	Score	RPI	S	Opponent	Score	RPI	S	Opponent	Score	
9	A	Kentucky	62 78	32	A	Western Ky.	60 63	56	A	South Dakota St.	61 65	138 A Marshall 74 48
17	A	Arizona St.	67 81	46	H	Arkansas	51 58	78	H	Miami (FL)	53 48	139 A Louisiana Tech 68 44
								87	A	Southern Miss.	65 70	139 H Louisiana Tech 82 59
								87	H	Southern Miss.	75 77	148 A Old Dominion 65 48
								97	A	Ole Miss	71 65	182 H UTSA 73 53
												184 A UAB 76 68
												184 H UAB 57 62
												185 H Clemson 69 28
												187 H Xavier 90 68
												203 A Charlotte 84 54
												212 A Fla. Atlantic 101 69
												242 H UTEP 74 53
												263 H UCF 79 57
												267 H Rice 79 61
												323 H North Texas 85 59
												334 A Tennessee Tech 98 76
												335 A FIU 75 60
LAST 12 Division I GAMES:												
184	H	UAB	57 62	87	A	Southern Miss.	65 70					
32	A	Western Ky.	60 63	242	H	UTEP	74 53					
138	A	Marshall	74 48	182	H	UTSA	73 53					
323	H	North Texas	85 59	203	A	Charlotte	84 54					
267	H	Rice	79 61	148	A	Old Dominion	65 48					
139	A	Louisiana Tech	68 44	139	H	Louisiana Tech	82 59					

Non-Div I Games:

Middle Tenn.

Milwaukee

Through Games Of March 1, 2015

Average RPI Win:	256	WON-LOST	WINNING	LAST 10	STRENGTH OF	OPP. STRENGTH	TEAM	ADJ.	CONF.	ADJ CONF.
Average RPI Loss:	171	RECORD	PCT. RANK	GAMES	SCHEDULE	OF SCHEDULE	RPI	RPI	RPI	RPI
DIV. I ONLY	9- 17	256	4- 6	286	237	276	276	12	12	
DIV. I NON-CONF.	4- 8	234	0- 0	345	339	329	329	13	13	
TOTALS	RPI 1-25	RPI 26-50	W-L RECORDS	RPI 51-100	RPI 101-150	RPI 150+				
9- 17	0- 2	0- 0	OVERALL	0- 4	1- 1	8- 10				
6- 6	0- 1	0- 0	HOME	0- 2	1- 0	5- 3				
3- 11	0- 1	0- 0	AWAY	0- 2	0- 1	3- 7				
0- 0	0- 0	0- 0	NEUTRAL	0- 0	0- 0	0- 0				
4- 8	0- 0	0- 0	NON-CONFERENCE	0- 1	0- 0	4- 7				
2- 3	0- 0	0- 0	HOME	0- 0	0- 0	2- 3				
2- 5	0- 0	0- 0	AWAY	0- 1	0- 0	2- 4				
0- 0	0- 0	0- 0	NEUTRAL	0- 0	0- 0	0- 0				
5- 9	0- 2	0- 0	CONFERENCE	0- 3	1- 1	4- 3				
4- 3	0- 1	0- 0	HOME	0- 2	1- 0	3- 0				
1- 6	0- 1	0- 0	AWAY	0- 1	0- 1	1- 3				
0- 0	0- 0	0- 0	NEUTRAL	0- 0	0- 0	0- 0				

RPI 1-25				RPI 26-50				RPI 51-100				RPI 101+ Team's RPI: 276			
RPI	S	Opponent	Score	RPI	S	Opponent	Score	RPI	S	Opponent	Score	RPI	S	Opponent	Score
22	A	Green Bay	37 63					69	A	Youngstown St.	64 87	118	A	Cleveland St.	58 67
22	H	Green Bay	62 79					69	H	Youngstown St.	73 79	118	H	Cleveland St.	76 69
								95	H	Wright St.	58 80	158	H	Indiana	56 82
								96	A	Missouri	55 68	164	A	North Dakota	76 83
												204	A	Ill.-Chicago	70 72
												204	H	Ill.-Chicago	64 63
												229	A	Western Ill.	59 79
												235	A	Detroit	84 68
												236	A	Oakland	56 89
												236	H	Oakland	66 60
												253	A	Marquette	80 85
												260	A	North Dakota St.	77 73
												268	A	Valparaiso	56 69
												268	H	Valparaiso	90 79
												293	H	Omaha	61 64
												294	H	Bowling Green	50 60
												297	H	Eastern Ill.	72 63
												315	A	IPFW	72 78
												341	A	UMKC	72 60
												346	H	Chicago St.	69 47
LAST 12 Division I GAMES:															
118	H	Cleveland St.	76 69	69	A	Youngstown St.	64 87								
204	A	Ill.-Chicago	70 72	118	A	Cleveland St.	58 67								
69	H	Youngstown St.	73 79	204	H	Ill.-Chicago	64 63								
22	H	Green Bay	62 79	268	H	Valparaiso	90 79								
268	A	Valparaiso	56 69	22	A	Green Bay	37 63								
236	H	Oakland	66 60	95	H	Wright St.	58 80								

Non-Div I Games:

Milwaukee

■ Loss,
 ■ Non-Conf, S Site,
 ■ Home
 ■ Away
 N Neutral

Through Games of March 17, 2019

Average RPI Win:	138	WON-LOST	WINNING	LAST 10	STRENGTH OF	OPP. STRENGTH	TEAM	ADJ.	CONF.	ADJ CONF.
Average RPI Loss:	51	RECORD	PCT. RANK	GAMES	SCHEDULE	OF SCHEDULE	RPI	RPI	RPI	RPI
DIV. I ONLY	22- 8	41	6- 4	87	19	39	39	4	4	
DIV. I NON-CONF.	11- 1	11	0- 0	167	95	36	36	2	2	
TOTALS	RPI 1-25	RPI 26-50	W-L RECORDS	RPI 51-100	RPI 101-150	RPI 150+				
22- 8	1- 2	2- 3	OVERALL	5- 2	5- 1	9- 0				
13- 2	1- 1	1- 0	HOME	3- 0	3- 1	5- 0				
7- 5	0- 1	1- 3	AWAY	1- 1	2- 0	3- 0				
2- 1	0- 0	0- 0	NEUTRAL	1- 1	0- 0	1- 0				
11- 1	0- 0	0- 0	NON-CONFERENCE	3- 1	2- 0	6- 0				
6- 0	0- 0	0- 0	HOME	1- 0	2- 0	3- 0				
3- 0	0- 0	0- 0	AWAY	1- 0	0- 0	2- 0				
2- 1	0- 0	0- 0	NEUTRAL	1- 1	0- 0	1- 0				
11- 7	1- 2	2- 3	CONFERENCE	2- 1	3- 1	3- 0				
7- 2	1- 1	1- 0	HOME	2- 0	1- 1	2- 0				
4- 5	0- 1	1- 3	AWAY	0- 1	2- 0	1- 0				
0- 0	0- 0	0- 0	NEUTRAL	0- 0	0- 0	0- 0				

RPI S	Opponent	Score	RPI S	Opponent	Score	Team's RPI: 39	RPI S	Opponent	Score	RPI S	Opponent	Score
6	H Maryland	73 77	34	A Northwestern	49 70		57	H Michigan	91 88	118	H Cleveland St.	93 76
7	A Iowa	76 92	35	A Ohio St.	76 72		62	N Vanderbilt	54 71	120	A Purdue	81 68
7	H Iowa	93 80	36	A Nebraska	50 74		70	A North Carolina St.	60 55	120	H Purdue	88 90
			36	H Nebraska	72 69		81	H Liberty	74 60	132	H Butler	88 86
			42	A Rutgers	61 66		84	N Georgia Tech	72 69	142	A Wisconsin	72 60
							86	H Michigan St.	86 79	142	H Wisconsin	93 82
							98	A Illinois	69 95	156	H Central Mich.	67 64
										158	H Indiana	65 61
										160	A Memphis	68 62
										164	A North Dakota	68 55
										219	A Penn St.	85 77
										219	H Penn St.	75 64
										244	H Southern U.	107 62
										281	N Col. of Charleston	74 50
										321	H Southeastern La.	109 60
LAST 12 Division I GAMES:												
7	A Iowa	76 92	86	H Michigan St.	86 79							
36	A Nebraska	50 74	98	A Illinois	69 95							
57	H Michigan	91 88	34	A Northwestern	49 70							
7	H Iowa	93 80	219	H Penn St.	75 64							
219	A Penn St.	85 77	42	A Rutgers	61 66							
142	H Wisconsin	93 82	120	H Purdue	88 90							

Non-Div I Games:

Minnesota

■ Loss,
■ Non-Conf, S Site,
■ Home
■ Away
N Neutral

Mississippi St.

Through Games Of March 1, 2015

Average RPI Win:	160	WON-LOST	WINNING	LAST 10	STRENGTH OF	OPP. STRENGTH	TEAM	ADJ.	CONF.	ADJ CONF.
Average RPI Loss:	30	RECORD	PCT. RANK	GAMES	SCHEDULE	OF SCHEDULE	RPI	RPI	RPI	RPI
DIV. I ONLY	26- 5	22	7- 3	97	61	26	26	2	2	
DIV. I NON-CONF.	15- 0	1	0- 0	252	241	40	40	4	4	
TOTALS	RPI 1-25	RPI 26-50	W-L RECORDS	RPI 51-100	RPI 101-150	RPI 150+				
26- 5	0- 3	4- 0	OVERALL	7- 2	2- 0	13- 0				
17- 1	0- 0	4- 0	HOME	4- 1	2- 0	7- 0				
7- 4	0- 3	0- 0	AWAY	3- 1	0- 0	4- 0				
2- 0	0- 0	0- 0	NEUTRAL	0- 0	0- 0	2- 0				
15- 0	0- 0	2- 0	NON-CONFERENCE	2- 0	1- 0	10- 0				
10- 0	0- 0	2- 0	HOME	1- 0	1- 0	6- 0				
3- 0	0- 0	0- 0	AWAY	1- 0	0- 0	2- 0				
2- 0	0- 0	0- 0	NEUTRAL	0- 0	0- 0	2- 0				
11- 5	0- 3	2- 0	CONFERENCE	5- 2	1- 0	3- 0				
7- 1	0- 0	2- 0	HOME	3- 1	1- 0	1- 0				
4- 4	0- 3	0- 0	AWAY	2- 1	0- 0	2- 0				
0- 0	0- 0	0- 0	NEUTRAL	0- 0	0- 0	0- 0				

RPI 1-25				RPI 26-50				Team's RPI: 26	RPI 51-100				RPI 101+			
RPI	S	Opponent	Score	RPI	S	Opponent	Score		RPI	S	Opponent	Score	RPI	S	Opponent	Score
2	A	Tennessee	67 79	28	H	Texas A&M	63 61		62	A	Vanderbilt	62 78	139	H	Louisiana Tech	81 77
4	A	South Carolina	50 69	32	H	Western Ky.	88 77		62	H	Vanderbilt	69 44	147	H	Florida	75 62
9	A	Kentucky	90 92	46	H	Arkansas	72 57		65	H	Georgia	64 56	154	A	Auburn	59 48
				47	H	Arkansas St.	93 83		65	H	West Virginia	74 61	163	A	La.-Lafayette	66 51
									71	H	LSU	69 71	181	H	Mercer	97 66
									87	A	Southern Miss.	73 46	183	A	Alabama	57 55
									96	A	Missouri	53 47	183	H	Alabama	66 50
									97	A	Ole Miss	64 62	204	N	Ill.-Chicago	73 36
									97	H	Ole Miss	55 47	216	H	La.-Monroe	80 46
													260	H	North Dakota St.	109 58
													283	N	Miami (OH)	68 42
													318	A	New Orleans	85 45
													321	H	Southeastern La.	97 36
													339	H	Ark.-Pine Bluff	83 26
													349	H	Mississippi Val.	104 41
LAST 12 Division I GAMES:																
97	H	Ole Miss	55 47	2	A	Tennessee	67 79		62	H	Vanderbilt	69 44				
4	A	South Carolina	50 69	154	A	Auburn	59 48		97	A	Ole Miss	64 62				
183	A	Alabama	57 55	183	H	Alabama	66 50		71	H	LSU	69 71				
147	H	Florida	75 62													
9	A	Kentucky	90 92													
28	H	Texas A&M	63 61													

Non-Div I Games:

Mississippi St.

■ Loss,
 ■ Non-Conf, S Site,
 ■ Home
 ■ Away
 N Neutral

Average RPI Win:	279	WON-LOST	WINNING	LAST 10	STRENGTH OF	OPP. STRENGTH	TEAM	ADJ.	CONF.	ADJ CONF.
Average RPI Loss:	225	RECORD	PCT. RANK	GAMES	SCHEDULE	OF SCHEDULE	RPI	RPI	RPI	RPI
DIV. I ONLY	1- 24	347	1- 9	316	340	349	349	33	33	
DIV. I NON-CONF.	0- 9	339	0- 0	142	56	323	323	31	31	
TOTALS	RPI 1-25	RPI 26-50	W-L RECORDS	RPI 51-100	RPI 101-150	RPI 150+				
1- 24	0- 0	0- 2	OVERALL	0- 3	0- 0	1- 19				
1- 6	0- 0	0- 0	HOME	0- 0	0- 0	1- 6				
0- 17	0- 0	0- 2	AWAY	0- 3	0- 0	0- 12				
0- 1	0- 0	0- 0	NEUTRAL	0- 0	0- 0	0- 1				
0- 9	0- 0	0- 2	NON-CONFERENCE	0- 3	0- 0	0- 4				
0- 0	0- 0	0- 0	HOME	0- 0	0- 0	0- 0				
0- 8	0- 0	0- 2	AWAY	0- 3	0- 0	0- 3				
0- 1	0- 0	0- 0	NEUTRAL	0- 0	0- 0	0- 1				
1- 15	0- 0	0- 0	CONFERENCE	0- 0	0- 0	1- 15				
1- 6	0- 0	0- 0	HOME	0- 0	0- 0	1- 6				
0- 9	0- 0	0- 0	AWAY	0- 0	0- 0	0- 9				
0- 0	0- 0	0- 0	NEUTRAL	0- 0	0- 0	0- 0				

RPI S	Opponent	Score	RPI S	Opponent	Score	RPI S	Opponent	Score	RPI S	Opponent	Score	Team's RPI: 349
26	A Mississippi St.	41 104	62	A Vanderbilt	37 63	160	A Memphis	39 62				
50	A Tulane	47 87	87	A Southern Miss.	51 69	183	A Alabama	40 71				
			97	A Ole Miss	38 91	193	A Texas Southern	46 70				
						193	H Texas Southern	52 63				
						231	A Prairie View	50 69				
						231	H Prairie View	61 78				
						233	N George Mason	62 71				
						244	A Southern U.	51 70				
						244	H Southern U.	50 59				
						279	A Jackson St.	54 58				
						279	H Jackson St.	74 71				
						289	A Grambling	31 62				
						291	A Alabama St.	57 61				
						291	H Alabama St.	45 62				
						329	A Alcorn	47 52				
						329	H Alcorn	40 50				
						339	A Ark.-Pine Bluff	47 65				
						341	A UMKC	46 62				
						344	A Alabama A&M	51 71				
						344	H Alabama A&M	58 63				
LAST 12 Division I GAMES:												
279	A Jackson St.	54 58	344	A Alabama A&M	51 71							
193	A Texas Southern	46 70	289	A Grambling	31 62							
231	A Prairie View	50 69	279	H Jackson St.	74 71							
244	H Southern U.	50 59	193	H Texas Southern	52 63							
329	H Alcorn	40 50	231	H Prairie View	61 78							
291	A Alabama St.	57 61	244	A Southern U.	51 70							

Non-Div I Games: Talladega 59 38 Philander Smith 71 65

Mississippi Val.

Loss, Non-Conf, S Site, H Home A Away N Neutral

Average RPI Win:	169	WON-LOST	WINNING	LAST 10	STRENGTH OF	OPP. STRENGTH	TEAM	ADJ.	CONF.	ADJ CONF.
Average RPI Loss:	77	RECORD	PCT. RANK	GAMES	SCHEDULE	OF SCHEDULE	RPI	RPI	RPI	RPI
DIV. I ONLY	17- 12	117	6- 4	64	59	96	96	2	2	
DIV. I NON-CONF.	10- 3	52	0- 0	275	248	137	137	4	4	
TOTALS	RPI 1-25	RPI 26-50	W-L RECORDS	RPI 51-100	RPI 101-150	RPI 150+				
17- 12	0- 4	2- 3	OVERALL	2- 2	4- 1	9- 2				
12- 5	0- 2	1- 2	HOME	1- 0	3- 1	7- 0				
4- 6	0- 1	1- 1	AWAY	1- 2	1- 0	1- 2				
1- 1	0- 1	0- 0	NEUTRAL	0- 0	0- 0	1- 0				
10- 3	0- 1	0- 0	NON-CONFERENCE	0- 0	2- 1	8- 1				
8- 1	0- 0	0- 0	HOME	0- 0	2- 1	6- 0				
1- 1	0- 0	0- 0	AWAY	0- 0	0- 0	1- 1				
1- 1	0- 1	0- 0	NEUTRAL	0- 0	0- 0	1- 0				
7- 9	0- 3	2- 3	CONFERENCE	2- 2	2- 0	1- 1				
4- 4	0- 2	1- 2	HOME	1- 0	1- 0	1- 0				
3- 5	0- 1	1- 1	AWAY	1- 2	1- 0	0- 1				
0- 0	0- 0	0- 0	NEUTRAL	0- 0	0- 0	0- 0				

RPI 1-25				RPI 26-50				RPI 51-100				Team's RPI: 96	RPI 101+			
RPI	S	Opponent	Score	RPI	S	Opponent	Score	RPI	S	Opponent	Score		RPI	S	Opponent	Score
2	A	Tennessee	53 63	26	H	Mississippi St.	47 53	62	A	Vanderbilt	54 51		113	H	Colorado	53 50
4	H	South Carolina	49 60	28	A	Texas A&M	70 69	65	A	Georgia	48 69		126	H	UT Martin	74 65
9	H	Kentucky	69 83	28	H	Texas A&M	48 55	71	A	LSU	65 74		144	H	Missouri St.	52 57
24	N	California	70 82	46	A	Arkansas	55 73	97	H	Ole Miss	72 58		147	A	Florida	68 52
				46	H	Arkansas	57 41						147	H	Florida	66 47
													154	H	Auburn	59 49
													162	H	Saint Louis	74 55
													183	A	Alabama	64 67
													207	A	Wake Forest	79 64
													220	N	UNLV	79 60
													229	H	Western Ill.	89 52
													249	H	Northern Ill.	47 44
													276	H	Milwaukee	68 55
													305	H	Loyola Chicago	56 45
													310	H	Southeast Mo. St.	88 42
													319	A	Bradley	64 76
LAST 12 Division I GAMES:																
				46	H	Arkansas	57 41	28	H	Texas A&M	48 55					
				28	A	Texas A&M	70 69	71	A	LSU	65 74					
				62	A	Vanderbilt	54 51	147	A	Florida	68 52					
				97	H	Ole Miss	72 58	9	H	Kentucky	69 83					
				183	A	Alabama	64 67	46	A	Arkansas	55 73					
				154	H	Auburn	59 49	4	H	South Carolina	49 60					

Non-Div I Games:

Missouri

■ Loss,
■ Non-Conf, S Site,
■ Home
■ Away
N Neutral

Average RPI Win:	213	WON-LOST	WINNING	LAST 10	STRENGTH OF	OPP. STRENGTH	TEAM	ADJ.	CONF.	ADJ CONF.
Average RPI Loss:	91	RECORD	PCT. RANK	GAMES	SCHEDULE	OF SCHEDULE	RPI	RPI	RPI	RPI
DIV. I ONLY	14- 13	164	7- 3	142	113	144	144	19	19	
DIV. I NON-CONF.	3- 8	263	0- 0	59	26	184	184	16	16	
TOTALS	RPI 1-25	RPI 26-50	W-L RECORDS	RPI 51-100	RPI 101-150	RPI 150+				
14- 13	0- 0	0- 6	OVERALL	2- 2	3- 2	9- 3				
9- 4	0- 0	0- 3	HOME	1- 0	2- 0	6- 1				
5- 8	0- 0	0- 3	AWAY	1- 1	1- 2	3- 2				
0- 1	0- 0	0- 0	NEUTRAL	0- 1	0- 0	0- 0				
3- 8	0- 0	0- 4	NON-CONFERENCE	1- 1	0- 1	2- 2				
2- 2	0- 0	0- 2	HOME	0- 0	0- 0	2- 0				
1- 5	0- 0	0- 2	AWAY	1- 0	0- 1	0- 2				
0- 1	0- 0	0- 0	NEUTRAL	0- 1	0- 0	0- 0				
11- 5	0- 0	0- 2	CONFERENCE	1- 1	3- 1	7- 1				
7- 2	0- 0	0- 1	HOME	1- 0	2- 0	4- 1				
4- 3	0- 0	0- 1	AWAY	0- 1	1- 1	3- 0				
0- 0	0- 0	0- 0	NEUTRAL	0- 0	0- 0	0- 0				

RPI S	Opponent	Score	RPI S	Opponent	Score	RPI S	Opponent	Score	RPI S	Opponent	Score	Team's RPI: 144
			37 A	UALR	48 61	63 N	TCU	68 82	110 A	UNI	56 64	
			44 A	Wichita St.	50 69	67 A	Drake	89 94	110 H	UNI	72 70	
			44 H	Wichita St.	59 71	67 H	Drake	86 57	113 A	Colorado	59 87	
			45 A	Oklahoma St.	36 77	96 A	Missouri	57 52	122 A	Southern Ill.	73 57	
			46 H	Arkansas	50 59				122 H	Southern Ill.	61 57	
			47 H	Arkansas St.	62 78				157 H	Indiana St.	74 66	
									160 A	Memphis	63 79	
									167 A	Oral Roberts	57 70	
									173 H	SIUE	75 69	
									226 H	IUPUI	68 58	
									246 H	Evansville	56 65	
									305 A	Loyola Chicago	87 57	
									305 H	Loyola Chicago	83 64	
									319 A	Bradley	78 64	
									319 H	Bradley	69 61	
									331 A	Illinois St.	90 78	
									331 H	Illinois St.	58 35	
LAST 12 Division I GAMES:												
			67 H	Drake	86 57	44 A	Wichita St.	50 69				
			110 H	UNI	72 70	110 A	UNI	56 64				
			331 A	Illinois St.	90 78	67 A	Drake	89 94				
			122 A	Southern Ill.	73 57	331 H	Illinois St.	58 35				
			305 H	Loyola Chicago	83 64	122 H	Southern Ill.	61 57				
			319 H	Bradley	69 61	319 A	Bradley	78 64				

Non-Div I Games:

Missouri St.

Average RPI Win:	280	WON-LOST	WINNING	LAST 10	STRENGTH OF	OPP. STRENGTH	TEAM	ADJ.	CONF.	ADJ CONF.
Average RPI Loss:	165	RECORD	PCT. RANK	GAMES	SCHEDULE	OF SCHEDULE	RPI	RPI	RPI	RPI
DIV. I ONLY	12- 17	232	4- 6	278	273	251	251	24	24	
DIV. I NON-CONF.	4- 5	188	0- 0	256	329	227	227	24	24	
TOTALS	RPI 1-25	RPI 26-50	W-L RECORDS	RPI 51-100	RPI 101-150	RPI 150+				
12- 17	0- 1	0- 2	OVERALL	0- 0	0- 4	12- 10				
6- 8	0- 1	0- 1	HOME	0- 0	0- 2	6- 4				
6- 9	0- 0	0- 1	AWAY	0- 0	0- 2	6- 6				
0- 0	0- 0	0- 0	NEUTRAL	0- 0	0- 0	0- 0				
4- 5	0- 1	0- 0	NON-CONFERENCE	0- 0	0- 2	4- 2				
2- 2	0- 1	0- 0	HOME	0- 0	0- 1	2- 0				
2- 3	0- 0	0- 0	AWAY	0- 0	0- 1	2- 2				
0- 0	0- 0	0- 0	NEUTRAL	0- 0	0- 0	0- 0				
8- 12	0- 0	0- 2	CONFERENCE	0- 0	0- 2	8- 8				
4- 6	0- 0	0- 1	HOME	0- 0	0- 1	4- 4				
4- 6	0- 0	0- 1	AWAY	0- 0	0- 1	4- 4				
0- 0	0- 0	0- 0	NEUTRAL	0- 0	0- 0	0- 0				

RPI S	Opponent	Score	RPI S	Opponent	Score	RPI S	Opponent	Score	RPI S	Opponent	Score	Team's RPI: 251
16	H Princeton	53 84	31	A Quinnipiac	53 94				111	A Yale	58 62	
			31	H Quinnipiac	48 87				119	A Marist	65 75	
									119	H Marist	60 63	
									125	H Lehigh	70 82	
									175	A Fairfield	52 54	
									175	H Fairfield	59 33	
									180	A Siena	58 65	
									180	H Siena	52 54	
									187	A Xavier	45 61	
									190	A Iona	58 71	
									190	H Iona	75 74	
									234	A Niagara	81 69	
									234	H Niagara	45 59	
									255	A Canisius	49 62	
									255	H Canisius	58 75	
									262	H Colgate	82 62	
									269	A Rider	66 62	
									269	H Rider	55 65	
									300	A LIU Brooklyn	78 57	
									304	H Fairleigh Dickinson	71 66	
									316	A Manhattan	73 69	
									316	H Manhattan	84 67	
									325	A UMES	73 86	
									332	A Saint Peter's	67 52	
									332	H Saint Peter's	64 56	
									333	A Wagner	82 59	
LAST 12 Division I GAMES:												
			31	H Quinnipiac	48 87		180	A Siena	58 65			
			316	H Manhattan	84 67		332	A Saint Peter's	67 52			
			255	A Canisius	49 62		175	A Fairfield	52 54			
			234	A Niagara	81 69		255	H Canisius	58 75			
			332	H Saint Peter's	64 56		175	H Fairfield	59 33			
			269	H Rider	55 65		180	H Siena	52 54			

Non-Div I Games:

Monmouth

M
o
n
t
a
n
a

Montana				Through Games Of March 1, 2015						
Average RPI Win:	229	WON-LOST	WINNING	LAST 10	STRENGTH OF	OPP. STRENGTH	TEAM	ADJ.	CONF.	ADJ CONF.
Average RPI Loss:	134	RECORD	PCT. RANK	GAMES	SCHEDULE	OF SCHEDULE	RPI	RPI	RPI	RPI
DIV. I ONLY	19- 7	44	8- 2	225	239	101	101	21	21	
DIV. I NON-CONF.	5- 4	139	0- 0	253	196	183	183	21	21	

TOTALS	RPI 1-25	RPI 26-50		W-L RECORDS		RPI 51-100		RPI 101-150		RPI 150+
19- 7	0- 1	0- 0		OVERALL		0- 1		2- 1		17- 4
10- 2	0- 0	0- 0		HOME		0- 0		2- 0		8- 2
8- 3	0- 0	0- 0		AWAY		0- 1		0- 1		8- 1
1- 2	0- 1	0- 0		NEUTRAL		0- 0		0- 0		1- 1
5- 4	0- 1	0- 0		NON-CONFERENCE		0- 1		0- 0		5- 2
2- 1	0- 0	0- 0		HOME		0- 0		0- 0		2- 1
2- 1	0- 0	0- 0		AWAY		0- 1		0- 0		2- 0
1- 2	0- 1	0- 0		NEUTRAL		0- 0		0- 0		1- 1
14- 3	0- 0	0- 0		CONFERENCE		0- 0		2- 1		12- 2
8- 1	0- 0	0- 0		HOME		0- 0		2- 0		6- 1
6- 2	0- 0	0- 0		AWAY		0- 0		0- 1		6- 1
0- 0	0- 0	0- 0		NEUTRAL		0- 0		0- 0		0- 0

M
o
n
t
a
n
a

RPI 1-25				RPI 26-50				RPI 51-100				RPI 101+ Team's RPI: 101			
RPI	S	Opponent	Score	RPI	S	Opponent	Score	RPI	S	Opponent	Score	RPI	S	Opponent	Score
16	N	Princeton	55 80					54	A	Pacific	50 62	140	H	Sacramento St.	94 86
												143	A	Eastern Wash.	64 65
												143	H	Eastern Wash.	69 59
												151	A	Northern Colo.	64 58
												151	H	Northern Colo.	51 52
												164	A	North Dakota	52 59
												164	H	North Dakota	66 51
												186	H	Montana St.	62 48
												202	A	Idaho	87 74
												202	H	Idaho	81 68
												203	N	Charlotte	67 58
												206	H	Wyoming	54 60
												207	N	Wake Forest	60 73
												237	A	Idaho St.	69 51
												237	H	Idaho St.	77 65
												239	A	Southern Utah	59 37
												250	H	Austin Peay	83 62
												252	A	Weber St.	64 60
												252	H	Weber St.	53 43
												266	A	Northern Ariz.	69 42
												282	A	Portland	69 55
												307	H	Portland St.	72 31
												311	A	Seattle	70 64
												326	H	Utah Valley	68 44

LAST 12 Division I GAMES:															
				143	H	Eastern Wash.	69 59					202	A	Idaho	87 74
				202	H	Idaho	81 68					143	A	Eastern Wash.	64 65
				252	A	Weber St.	64 60					140	H	Sacramento St.	94 86
				237	A	Idaho St.	69 51					307	H	Portland St.	72 31
				151	H	Northern Colo.	51 52					239	A	Southern Utah	59 37
				164	H	North Dakota	66 51					266	A	Northern Ariz.	69 42

Non-Div I Games: Montana Western 55 44 Carroll (MT) 64 34

Montana

Average RPI Win:	219	WON-LOST	WINNING	LAST 10	STRENGTH OF	OPP. STRENGTH	TEAM	ADJ.	CONF.	ADJ CONF.
Average RPI Loss:	149	RECORD	PCT. RANK	GAMES	SCHEDULE	OF SCHEDULE	RPI	RPI	RPI	RPI
DIV. I ONLY	12- 14	203	7- 3	143	246	186	186	21	21	
DIV. I NON-CONF.	4- 5	188	0- 0	74	213	121	121	21	21	
TOTALS	RPI 1-25	RPI 26-50	W-L RECORDS	RPI 51-100	RPI 101-150	RPI 150+				
12- 14	0- 0	0- 1	OVERALL	0- 3	2- 3	10- 7				
8- 3	0- 0	0- 1	HOME	0- 0	2- 0	6- 2				
3- 11	0- 0	0- 0	AWAY	0- 3	0- 3	3- 5				
1- 0	0- 0	0- 0	NEUTRAL	0- 0	0- 0	1- 0				
4- 5	0- 0	0- 1	NON-CONFERENCE	0- 3	0- 1	4- 0				
2- 1	0- 0	0- 1	HOME	0- 0	0- 0	2- 0				
1- 4	0- 0	0- 0	AWAY	0- 3	0- 1	1- 0				
1- 0	0- 0	0- 0	NEUTRAL	0- 0	0- 0	1- 0				
8- 9	0- 0	0- 0	CONFERENCE	0- 0	2- 2	6- 7				
6- 2	0- 0	0- 0	HOME	0- 0	2- 0	4- 2				
2- 7	0- 0	0- 0	AWAY	0- 0	0- 2	2- 5				
0- 0	0- 0	0- 0	NEUTRAL	0- 0	0- 0	0- 0				

RPI S	Opponent	Score	RPI S	Opponent	Score	RPI S	Opponent	Score	RPI S	Opponent	Score
			38 H	Gonzaga	60 89	51 A	San Diego	64 79	101 A	Montana	48 62
						74 A	Washington St.	61 82	135 A	Boise St.	60 75
						99 A	CSUN	66 78	140 H	Sacramento St.	91 64
									143 A	Eastern Wash.	58 72
									143 H	Eastern Wash.	63 53
									151 A	Northern Colo.	61 80
									151 H	Northern Colo.	63 84
									164 A	North Dakota	74 82
									164 H	North Dakota	80 62
									202 A	Idaho	76 65
									202 H	Idaho	71 62
									206 H	Wyoming	79 52
									226 N	IUPUI	80 74
									227 A	Cal St. Fullerton	63 47
									237 A	Idaho St.	74 87
									237 H	Idaho St.	62 65
									239 A	Southern Utah	69 74
									252 A	Weber St.	60 49
									252 H	Weber St.	62 54
									266 A	Northern Ariz.	64 79
									307 H	Portland St.	63 46
									311 H	Seattle	74 61
LAST 12 Division I GAMES:											
202 H	Idaho	71 62	143 A	Eastern Wash.	58 72						
143 H	Eastern Wash.	63 53	202 A	Idaho	76 65						
237 A	Idaho St.	74 87	307 H	Portland St.	63 46						
252 A	Weber St.	60 49	140 H	Sacramento St.	91 64						
164 H	North Dakota	80 62	266 A	Northern Ariz.	64 79						
151 H	Northern Colo.	63 84	239 A	Southern Utah	69 74						

Non-Div I Games: Mont. St. Billings 76 57 Great Falls 87 71

Montana St.

Loss, Non-Conf, S Site, H Home A Away N Neutral

Average RPI Win:	278	WON-LOST	WINNING	LAST 10	STRENGTH OF	OPP. STRENGTH	TEAM	ADJ.	CONF.	ADJ CONF.
Average RPI Loss:	159	RECORD	PCT. RANK	GAMES	SCHEDULE	OF SCHEDULE	RPI	RPI	RPI	RPI
DIV. I ONLY	11- 17	239	4- 6	216	285	243	243	26	26	
DIV. I NON-CONF.	3- 9	281	0- 0	97	185	218	218	26	26	
TOTALS	RPI 1-25	RPI 26-50	W-L RECORDS	RPI 51-100	RPI 101-150	RPI 150+				
11- 17	0- 1	0- 0	OVERALL	0- 2	0- 4	11- 10				
6- 7	0- 0	0- 0	HOME	0- 0	0- 3	6- 4				
5- 10	0- 1	0- 0	AWAY	0- 2	0- 1	5- 5				
0- 0	0- 0	0- 0	NEUTRAL	0- 0	0- 0	0- 0				
3- 9	0- 1	0- 0	NON-CONFERENCE	0- 2	0- 3	3- 3				
1- 4	0- 0	0- 0	HOME	0- 0	0- 3	1- 1				
2- 5	0- 1	0- 0	AWAY	0- 2	0- 0	2- 2				
0- 0	0- 0	0- 0	NEUTRAL	0- 0	0- 0	0- 0				
8- 8	0- 0	0- 0	CONFERENCE	0- 0	0- 1	8- 7				
5- 3	0- 0	0- 0	HOME	0- 0	0- 0	5- 3				
3- 5	0- 0	0- 0	AWAY	0- 0	0- 1	3- 4				
0- 0	0- 0	0- 0	NEUTRAL	0- 0	0- 0	0- 0				

RPI 1-25				RPI 26-50				RPI 51-100				RPI 101+ Team's RPI: 243			
RPI	S	Opponent	Score	RPI	S	Opponent	Score	RPI	S	Opponent	Score	RPI	S	Opponent	Score
9	A	Kentucky	62 91					52	A	Ohio	67 87	112	H	East Tenn. St.	77 86
								79	A	Akron	61 89	118	H	Cleveland St.	72 80
												122	H	Southern Ill.	66 75
												126	A	UT Martin	70 99
												158	A	Indiana	57 98
												173	H	SIUE	61 62
												191	A	Belmont	56 57
												191	H	Belmont	66 55
												197	A	Jacksonville St.	64 72
												197	H	Jacksonville St.	78 83
												198	A	Tennessee St.	74 75
												198	H	Tennessee St.	74 81
												218	A	USC Upstate	69 75
												230	H	Georgia St.	74 72
												233	A	George Mason	79 70
												250	A	Austin Peay	82 72
												265	H	Lipscomb	59 61
												271	A	Norfolk St.	83 66
												284	A	Eastern Ky.	64 70
												284	H	Eastern Ky.	76 58
												297	H	Eastern Ill.	67 62
												310	A	Southeast Mo. St.	64 59
												328	H	Murray St.	64 63
												334	A	Tennessee Tech	64 54
												334	H	Tennessee Tech	90 82
LAST 12 Division I GAMES:															
197	H	Jacksonville St.	78 83	191	H	Belmont	66 55								
198	A	Tennessee St.	74 75	284	H	Eastern Ky.	76 58								
284	A	Eastern Ky.	64 70	334	A	Tennessee Tech	64 54								
334	H	Tennessee Tech	90 82	197	A	Jacksonville St.	64 72								
191	A	Belmont	56 57	250	A	Austin Peay	82 72								
198	H	Tennessee St.	74 81	297	H	Eastern Ill.	67 62								

Non-Div I Games: Brescia 98 68

Morehead St.

■ Loss,
 ■ Non-Conf,
 ■ S Site,
 ■ Home
 ■ A Away
 N Neutral

Average RPI Win: 323	WON-LOST	WINNING	LAST 10	STRENGTH OF	OPP. STRENGTH	TEAM	ADJ.	CONF.	ADJ CONF.
Average RPI Loss: 178	RECORD	PCT. RANK	GAMES	SCHEDULE	OF SCHEDULE	RPI	RPI	RPI	RPI
DIV. I ONLY	8- 18	278	4- 6	310	319	296	296	31	31
DIV. I NON-CONF.	1- 10	329	0- 1	151	193	292	292	29	29
TOTALS	RPI 1-25	RPI 26-50	W-L RECORDS	RPI 51-100	RPI 101-150	RPI 150+			
8- 18	0- 1	0- 1	OVERALL	0- 2	0- 4	8- 10			
4- 6	0- 0	0- 0	HOME	0- 0	0- 1	4- 5			
4- 11	0- 1	0- 0	AWAY	0- 2	0- 3	4- 4			
0- 1	0- 0	0- 0	NEUTRAL	0- 0	0- 0	0- 1			
1- 10	0- 1	0- 1	NON-CONFERENCE	0- 2	0- 2	1- 4			
0- 2	0- 0	0- 0	HOME	0- 0	0- 0	0- 2			
1- 7	0- 1	0- 1	AWAY	0- 2	0- 2	1- 1			
0- 1	0- 0	0- 0	NEUTRAL	0- 0	0- 0	0- 1			
7- 8	0- 0	0- 0	CONFERENCE	0- 0	0- 2	7- 6			
4- 4	0- 0	0- 0	HOME	0- 0	0- 1	4- 3			
3- 4	0- 0	0- 0	AWAY	0- 0	0- 1	3- 3			
0- 0	0- 0	0- 0	NEUTRAL	0- 0	0- 0	0- 0			

RPI 1-25				RPI 26-50				RPI 51-100				RPI 101+ Team's RPI: 296			
RPI	S	Opponent	Score	RPI	S	Opponent	Score	RPI	S	Opponent	Score	RPI	S	Opponent	Score
19	A	Chattanooga	40 55	45	A	Oklahoma St.	43 73	65	A	Georgia	36 68	109	A	Hampton	43 63
								84	A	Georgia Tech	76 105	109	H	Hampton	44 78
												121	A	Texas Tech	57 65
												145	A	Bucknell	50 79
												161	H	Savannah St.	58 72
												178	H	Stony Brook	48 50
												200	A	N.C. A&T	59 67
												215	H	Brown	52 59
												248	H	Bethune-Cookman	48 55
												270	A	UMBC	54 46
												271	A	Norfolk St.	63 68
												271	H	Norfolk St.	56 64
												285	H	South Carolina St.	54 46
												295	A	NJIT	49 52
												325	H	UMES	72 62
												334	N	Tennessee Tech	56 62
												336	H	Florida A&M	57 50
												337	A	N.C. Central	47 63
												340	A	Coppin St.	62 53
												340	H	Coppin St.	73 55
												343	A	Howard	77 64
												347	A	Delaware St.	64 56
LAST 12 Division I GAMES:															
340	H	Coppin St.	73 55	285	H	South Carolina St.	54 46								
200	A	N.C. A&T	59 67	161	H	Savannah St.	58 72								
337	A	N.C. Central	47 63	340	A	Coppin St.	62 53								
109	H	Hampton	44 78	343	A	Howard	77 64								
271	H	Norfolk St.	56 64	248	H	Bethune-Cookman	48 55								
295	A	NJIT	49 52	336	H	Florida A&M	57 50								

Non-Div I Games: Wesley 90 50 Washington Adventis66 44

Morgan St.

Mt. St. Mary's

Through Games Of March 1, 2015

Average RPI Win:	300	WON-LOST	WINNING	LAST 10	STRENGTH OF	OPP. STRENGTH	TEAM	ADJ.	CONF.	ADJ CONF.
Average RPI Loss:	200	RECORD	PCT. RANK	GAMES	SCHEDULE	OF SCHEDULE	RPI	RPI	RPI	RPI
DIV. I ONLY	8- 20	286	2- 7	311	322	314	314	29	29	
DIV. I NON-CONF.	2- 9	297	0- 3	299	286	334	334	28	28	
TOTALS	RPI 1-25	RPI 26-50	W-L RECORDS	RPI 51-100	RPI 101-150	RPI 150+				
8- 20	0- 1	0- 0	OVERALL	0- 2	1- 2	7- 15				
6- 6	0- 0	0- 0	HOME	0- 0	1- 1	5- 5				
2- 14	0- 0	0- 0	AWAY	0- 1	0- 1	2- 0				
0- 0	0- 0	0- 0	NEUTRAL	0- 0	0- 0	0- 0				
2- 9	0- 1	0- 0	NON-CONFERENCE	0- 2	0- 1	2- 5				
2- 1	0- 0	0- 0	HOME	0- 0	0- 1	2- 0				
0- 8	0- 1	0- 0	AWAY	0- 2	0- 0	0- 5				
0- 0	0- 0	0- 0	NEUTRAL	0- 0	0- 0	0- 0				
6- 11	0- 0	0- 0	CONFERENCE	0- 0	1- 1	5- 10				
4- 5	0- 0	0- 0	HOME	0- 0	1- 0	3- 5				
2- 6	0- 0	0- 0	AWAY	0- 0	0- 1	2- 5				
0- 0	0- 0	0- 0	NEUTRAL	0- 0	0- 0	0- 0				

RPI 1-25				RPI 26-50				RPI 51-100				RPI 101+ Team's RPI: 314			
RPI	S	Opponent	Score	RPI	S	Opponent	Score	RPI	S	Opponent	Score	RPI	S	Opponent	Score
6	A	Maryland	45 109					70	A	North Carolina St.	60 85	145	H	Bucknell	49 74
								80	A	Fordham	37 61	150	A	Central Conn. St.	49 60
												150	H	Central Conn. St.	54 50
												155	A	Bryant	72 74
												155	H	Bryant	53 55
												177	A	Robert Morris	44 66
												177	H	Robert Morris	44 68
												199	A	Sacred Heart	64 71
												199	H	Sacred Heart	60 66
												210	A	Campbell	42 60
												234	A	Niagara	60 78
												254	A	Davidson	62 67
												277	A	Loyola Maryland	49 56
												280	A	St. Francis Brooklyn	46 52
												280	H	St. Francis Brooklyn	56 48
												300	A	LIU Brooklyn	76 69
												300	H	LIU Brooklyn	45 48
												304	A	Fairleigh Dickinson	56 78
												304	H	Fairleigh Dickinson	52 54
												320	H	Saint Francis (PA)	74 64
												325	A	UMES	43 58
												333	A	Wagner	60 58
												333	H	Wagner	68 65
												340	H	Coppin St.	81 65
												347	H	Delaware St.	73 64
LAST 12 Division I GAMES:															
150	A	Central Conn. St.	49 60	300	H	LIU Brooklyn	45 48								
150	H	Central Conn. St.	54 50	304	H	Fairleigh Dickinson	52 54								
145	H	Bucknell	49 74	199	H	Sacred Heart	60 66								
80	A	Fordham	37 61	155	H	Bryant	53 55								
70	A	North Carolina St.	60 85	155	A	Bryant	72 74								
333	H	Wagner	68 65	280	A	St. Francis Brooklyn	46 52								

Non-Div I Games:

Mt. St. Mary's

■ Loss,
 ■ Non-Conf,
 ■ S Site,
 ■ Home
 ■ A Away
 N Neutral

Average RPI Win:	272	WON-LOST	WINNING	LAST 10	STRENGTH OF	OPP. STRENGTH	TEAM	ADJ.	CONF.	ADJ CONF.
Average RPI Loss:	196	RECORD	PCT. RANK	GAMES	SCHEDULE	OF SCHEDULE	RPI	RPI	RPI	RPI
DIV. I ONLY	6- 21	305	3- 7	272	309	328	328	26	26	
DIV. I NON-CONF.	3- 8	263	0- 1	202	284	296	296	26	26	
TOTALS	RPI 1-25	RPI 26-50	W-L RECORDS	RPI 51-100	RPI 101-150	RPI 150+				
6- 21	0- 0	0- 0	OVERALL	0- 3	0- 5	6- 13				
5- 8	0- 0	0- 0	HOME	0- 1	0- 1	5- 6				
1- 12	0- 0	0- 0	AWAY	0- 2	0- 4	1- 6				
0- 1	0- 0	0- 0	NEUTRAL	0- 0	0- 0	0- 1				
3- 8	0- 0	0- 0	NON-CONFERENCE	0- 3	0- 3	3- 2				
3- 2	0- 0	0- 0	HOME	0- 1	0- 0	3- 1				
0- 5	0- 0	0- 0	AWAY	0- 2	0- 3	0- 0				
0- 1	0- 0	0- 0	NEUTRAL	0- 0	0- 0	0- 1				
3- 13	0- 0	0- 0	CONFERENCE	0- 0	0- 2	3- 11				
2- 6	0- 0	0- 0	HOME	0- 0	0- 1	2- 5				
1- 7	0- 0	0- 0	AWAY	0- 0	0- 1	1- 6				
0- 0	0- 0	0- 0	NEUTRAL	0- 0	0- 0	0- 0				

RPI 1-25				RPI 26-50				RPI 51-100				RPI 101+				Team's RPI: 328	
RPI	S	Opponent	Score	RPI	S	Opponent	Score	RPI	S	Opponent	Score	RPI	S	Opponent	Score		
								52	H	Ohio	60	111	122	A	Southern Ill.	63	78
								95	A	Wright St.	68	75	126	A	UT Martin	74	87
								98	A	Illinois	44	64	126	H	UT Martin	85	95
													137	A	Ball St.	59	85
													148	A	Kennesaw St.	60	65
													173	A	SIUE	52	78
													173	H	SIUE	69	78
													191	H	Belmont	68	79
													197	A	Jacksonville St.	73	78
													198	H	Tennessee St.	72	76
													213	H	Jacksonville	80	62
													243	A	Morehead St.	63	64
													246	H	Evansville	83	93
													250	A	Austin Peay	98	84
													250	H	Austin Peay	72	67
													265	H	Lipscomb	74	71
													279	N	Jackson St.	81	90
													284	H	Eastern Ky.	59	64
													297	A	Eastern Ill.	59	75
													297	H	Eastern Ill.	67	81
													310	A	Southeast Mo. St.	66	88
													310	H	Southeast Mo. St.	86	81
													334	A	Tennessee Tech	69	74
													344	H	Alabama A&M	102	81
LAST 12 Division I GAMES:																	
				279	N	Jackson St.	81	90	250	A	Austin Peay	98	84				
				126	A	UT Martin	74	87	310	H	Southeast Mo. St.	86	81				
				250	H	Austin Peay	72	67	126	H	UT Martin	85	95				
				297	H	Eastern Ill.	67	81	297	A	Eastern Ill.	59	75				
				310	A	Southeast Mo. St.	66	88	173	A	SIUE	52	78				
				173	H	SIUE	69	78	284	H	Eastern Ky.	59	64				

Non-Div I Games: Brescia 118 50 Blackburn 110 31

Murray St.

Loss, Non-Conf, S Site, H Home A Away N Neutral

Average RPI Win:	287	WON-LOST	WINNING	LAST 10	STRENGTH OF	OPP. STRENGTH	TEAM	ADJ.	CONF.	ADJ CONF.
Average RPI Loss:	146	RECORD	PCT. RANK	GAMES	SCHEDULE	OF SCHEDULE	RPI	RPI	RPI	RPI
DIV. I ONLY	15- 10	106	8- 2	318	301	200	200	31	31	
DIV. I NON-CONF.	5- 6	177	0- 0	183	138	166	166	29	29	
TOTALS	RPI 1-25	RPI 26-50	W-L RECORDS	RPI 51-100	RPI 101-150	RPI 150+				
15- 10	0- 2	0- 0	OVERALL	0- 1	0- 2	15- 5				
8- 2	0- 0	0- 0	HOME	0- 0	0- 0	8- 2				
5- 8	0- 2	0- 0	AWAY	0- 1	0- 2	5- 3				
2- 0	0- 0	0- 0	NEUTRAL	0- 0	0- 0	2- 0				
5- 6	0- 2	0- 0	NON-CONFERENCE	0- 1	0- 1	5- 2				
2- 1	0- 0	0- 0	HOME	0- 0	0- 0	2- 1				
1- 5	0- 2	0- 0	AWAY	0- 1	0- 1	1- 1				
2- 0	0- 0	0- 0	NEUTRAL	0- 0	0- 0	2- 0				
10- 4	0- 0	0- 0	CONFERENCE	0- 0	0- 1	10- 3				
6- 1	0- 0	0- 0	HOME	0- 0	0- 0	6- 1				
4- 3	0- 0	0- 0	AWAY	0- 0	0- 1	4- 2				
0- 0	0- 0	0- 0	NEUTRAL	0- 0	0- 0	0- 0				

RPI 1-25				RPI 26-50				RPI 51-100				RPI 101+				Team's RPI: 200	
RPI	S	Opponent	Score	RPI	S	Opponent	Score	RPI	S	Opponent	Score	RPI	S	Opponent	Score		
13	A	Duke	36 87					87	A	Southern Miss.	48 72	109	A	Hampton	48 54		
19	A	Chattanooga	43 58									129	A	VCU	51 60		
												161	A	Savannah St.	53 48		
												161	H	Savannah St.	56 59		
												167	N	Oral Roberts	47 38		
												169	A	Appalachian St.	70 72		
												174	H	William & Mary	57 59		
												211	H	Navy	52 47		
												248	A	Bethune-Cookman	52 46		
												254	A	Davidson	62 57		
												271	A	Norfolk St.	75 76		
												285	H	South Carolina St.	59 48		
												296	H	Morgan St.	67 59		
												317	H	UNC Asheville	63 46		
												325	A	UMES	43 58		
												334	N	Tennessee Tech	54 49		
												336	A	Florida A&M	67 48		
												336	H	Florida A&M	78 42		
												337	H	N.C. Central	58 33		
												340	H	Coppin St.	67 49		
												343	A	Howard	80 69		
												347	H	Delaware St.	79 38		
LAST 12 Division I GAMES:																	
336	H	Florida A&M	78 42	340	H	Coppin St.	67 49										
296	H	Morgan St.	67 59	347	H	Delaware St.	79 38										
248	A	Bethune-Cookman	52 46	271	A	Norfolk St.	75 76										
336	A	Florida A&M	67 48	109	A	Hampton	48 54										
337	H	N.C. Central	58 33	285	H	South Carolina St.	59 48										
161	A	Savannah St.	53 48	161	H	Savannah St.	56 59										

Non-Div I Games: Guilford 87 41 Johnson C. Smith 76 45

N.C. A&T

Loss, Non-Conf, S Site, H Home A Away N Neutral

N.C. Central

Through Games Of March 1, 2015

Average RPI Win:	317	WON-LOST	WINNING	LAST 10	STRENGTH OF	OPP. STRENGTH	TEAM	ADJ.	CONF.	ADJ CONF.
Average RPI Loss:	225	RECORD	PCT. RANK	GAMES	SCHEDULE	OF SCHEDULE	RPI	RPI	RPI	RPI
DIV. I ONLY	7- 18	288	4- 6	338	334	337	337	31	31	
DIV. I NON-CONF.	2- 9	297	0- 0	261	300	318	318	29	29	
TOTALS	RPI 1-25	RPI 26-50	W-L RECORDS	RPI 51-100	RPI 101-150	RPI 150+				
7- 18	0- 1	0- 1	OVERALL	0- 0	0- 1	7- 15				
6- 5	0- 0	0- 0	HOME	0- 0	0- 0	6- 5				
1- 13	0- 1	0- 1	AWAY	0- 0	0- 1	1- 10				
0- 0	0- 0	0- 0	NEUTRAL	0- 0	0- 0	0- 0				
2- 9	0- 1	0- 1	NON-CONFERENCE	0- 0	0- 0	2- 7				
1- 3	0- 0	0- 0	HOME	0- 0	0- 0	1- 3				
1- 6	0- 1	0- 1	AWAY	0- 0	0- 0	1- 4				
0- 0	0- 0	0- 0	NEUTRAL	0- 0	0- 0	0- 0				
5- 9	0- 0	0- 0	CONFERENCE	0- 0	0- 1	5- 8				
5- 2	0- 0	0- 0	HOME	0- 0	0- 0	5- 2				
0- 7	0- 0	0- 0	AWAY	0- 0	0- 1	0- 6				
0- 0	0- 0	0- 0	NEUTRAL	0- 0	0- 0	0- 0				

RPI 1-25				RPI 26-50				RPI 51-100				RPI 101+ Team's RPI: 337			
RPI	S	Opponent	Score	RPI	S	Opponent	Score	RPI	S	Opponent	Score	RPI	S	Opponent	Score
4	A	South Carolina	26 90	29	A	Syracuse	25 70					109	A	Hampton	36 75
												161	H	Savannah St.	61 82
												188	H	Winthrop	63 71
												200	A	N.C. A&T	33 58
												210	A	Campbell	60 65
												223	A	Virginia Tech	44 80
												240	H	Presbyterian	33 45
												248	A	Bethune-Cookman	57 71
												248	H	Bethune-Cookman	33 50
												271	A	Norfolk St.	58 82
												285	H	South Carolina St.	56 54
												286	A	Gardner-Webb	53 73
												296	H	Morgan St.	63 47
												298	A	Western Caro.	64 59
												308	H	Wofford	55 69
												317	H	UNC Asheville	55 52
												325	A	UMES	61 71
												327	A	Coastal Caro.	52 67
												336	A	Florida A&M	58 65
												336	H	Florida A&M	59 48
												340	H	Coppin St.	59 58
												343	A	Howard	65 70
												347	H	Delaware St.	66 59
LAST 12 Division I GAMES:															
248	H	Bethune-Cookman	33 50	347	H	Delaware St.	66 59								
296	H	Morgan St.	63 47	340	H	Coppin St.	59 58								
336	A	Florida A&M	58 65	109	A	Hampton	36 75								
248	A	Bethune-Cookman	57 71	271	A	Norfolk St.	58 82								
200	A	N.C. A&T	33 58	161	H	Savannah St.	61 82								
336	H	Florida A&M	59 48	285	H	South Carolina St.	56 54								

Non-Div I Games: Bluefield St. 63 66

N.C. Central

Loss, Non-Conf, S Site, H Home A Away N Neutral

[illegible]

Non-Div I Games:	St. Joseph (VT)	92	39	St. Joseph's (Brklr)	78	35
------------------	-----------------	----	----	----------------------	----	----

Average RPI Win: 238	WON-LOST	WINNING	LAST 10	STRENGTH OF	OPP. STRENGTH	TEAM	ADJ.	CONF.	ADJ CONF.
Average RPI Loss: 151	RECORD	PCT. RANK	GAMES	SCHEDULE	OF SCHEDULE	RPI	RPI	RPI	RPI
DIV. I ONLY	15- 13	159	5- 5	266	227	211	211	18	18
DIV. I NON-CONF.	5- 5	158	0- 0	330	262	277	277	20	20
TOTALS	RPI 1-25	RPI 26-50	W-L RECORDS	RPI 51-100	RPI 101-150	RPI 150+			
15- 13	0- 0	0- 0	OVERALL	1- 4	2- 3	12- 6			
10- 5	0- 0	0- 0	HOME	0- 3	1- 1	9- 1			
5- 8	0- 0	0- 0	AWAY	1- 1	1- 2	3- 5			
0- 0	0- 0	0- 0	NEUTRAL	0- 0	0- 0	0- 0			
5- 5	0- 0	0- 0	NON-CONFERENCE	0- 1	0- 1	5- 3			
5- 1	0- 0	0- 0	HOME	0- 1	0- 0	5- 0			
0- 4	0- 0	0- 0	AWAY	0- 0	0- 1	0- 3			
0- 0	0- 0	0- 0	NEUTRAL	0- 0	0- 0	0- 0			
10- 8	0- 0	0- 0	CONFERENCE	1- 3	2- 2	7- 3			
5- 4	0- 0	0- 0	HOME	0- 2	1- 1	4- 1			
5- 4	0- 0	0- 0	AWAY	1- 1	1- 1	3- 2			
0- 0	0- 0	0- 0	NEUTRAL	0- 0	0- 0	0- 0			

RPI 1-25			RPI 26-50			RPI 51-100				RPI 101+			Team's RPI: 211		
RPI	S	Opponent	Score	RPI	S	Opponent	Score	RPI	S	Opponent	Score	RPI	S	Opponent	Score
								55	H	Penn	51 60	107	A	Elon	56 69
								58	A	American	49 59	125	A	Lehigh	50 44
								58	H	American	29 41	125	H	Lehigh	47 44
								89	A	Army	53 50	145	A	Bucknell	50 51
								89	H	Army	46 58	145	H	Bucknell	42 44
												166	A	Oregon	64 72
												179	A	Holy Cross	44 48
												179	H	Holy Cross	44 60
												200	A	N.C. A&T	47 52
												208	A	Lafayette	65 60
												208	H	Lafayette	65 52
												233	H	George Mason	84 79
												241	H	Towson	55 51
												262	A	Colgate	65 63
												262	H	Colgate	64 52
												273	H	Grand Canyon	60 51
												277	A	Loyola Maryland	49 55
												277	H	Loyola Maryland	59 50
												307	A	Portland St.	50 56
												312	H	UNC Greensboro	71 64
												313	A	Boston U.	61 55
												313	H	Boston U.	48 40
												332	H	Saint Peter's	71 35
LAST 12 Division I GAMES:															
				277	H	Loyola Maryland	59 50					89	H	Army	46 58
				58	H	American	29 41					313	H	Boston U.	48 40
				179	A	Holy Cross	44 48					208	A	Lafayette	65 60
				125	A	Lehigh	50 44					58	A	American	49 59
				262	H	Colgate	64 52					179	H	Holy Cross	44 60
				145	A	Bucknell	50 51					125	H	Lehigh	47 44

Non-Div I Games: Mary Washington 79 59

Navy

Nebraska

Through Games Of March 1, 2015

Average RPI Win:	132	WON-LOST	WINNING	LAST 10	STRENGTH OF	OPP. STRENGTH	TEAM	ADJ.	CONF.	ADJ CONF.
Average RPI Loss:	40	RECORD	PCT. RANK	GAMES	SCHEDULE	OF SCHEDULE	RPI	RPI	RPI	RPI
DIV. I ONLY	20- 9	63	5- 5	37	27	36	36	4	4	
DIV. I NON-CONF.	10- 1	17	0- 0	146	82	24	24	2	2	
TOTALS	RPI 1-25	RPI 26-50	W-L RECORDS	RPI 51-100	RPI 101-150	RPI 150+				
20- 9	1- 4	1- 4	OVERALL	7- 0	4- 0	7- 1				
13- 3	1- 2	1- 1	HOME	2- 0	3- 0	6- 0				
7- 6	0- 2	0- 3	AWAY	5- 0	1- 0	1- 1				
0- 0	0- 0	0- 0	NEUTRAL	0- 0	0- 0	0- 0				
10- 1	1- 0	0- 0	NON-CONFERENCE	3- 0	1- 0	5- 1				
7- 0	1- 0	0- 0	HOME	0- 0	1- 0	5- 0				
3- 1	0- 0	0- 0	AWAY	3- 0	0- 0	0- 1				
0- 0	0- 0	0- 0	NEUTRAL	0- 0	0- 0	0- 0				
10- 8	0- 4	1- 4	CONFERENCE	4- 0	3- 0	2- 0				
6- 3	0- 2	1- 1	HOME	2- 0	2- 0	1- 0				
4- 5	0- 2	0- 3	AWAY	2- 0	1- 0	1- 0				
0- 0	0- 0	0- 0	NEUTRAL	0- 0	0- 0	0- 0				

RPI 1-25				RPI 26-50				Team's RPI: 36	RPI 51-100				RPI 101+			
RPI	S	Opponent	Score	RPI	S	Opponent	Score		RPI	S	Opponent	Score	RPI	S	Opponent	Score
6	A	Maryland	47 59	34	A	Northwestern	51 59		57	H	Michigan	75 60	115	H	Bakersfield	54 45
6	H	Maryland	47 75	35	H	Ohio St.	60 78		74	A	Washington St.	82 61	120	H	Purdue	69 59
7	A	Iowa	72 78	39	A	Minnesota	69 72		85	A	Creighton	60 57	142	A	Wisconsin	89 72
7	H	Iowa	61 69	39	H	Minnesota	74 50		86	A	Michigan St.	71 67	142	H	Wisconsin	70 63
13	H	Duke	60 54	42	A	Rutgers	43 46		94	A	UCLA	71 66	151	H	Northern Colo.	63 56
									98	A	Illinois	58 53	158	A	Indiana	67 64
									98	H	Illinois	59 57	171	H	High Point	83 57
													183	A	Alabama	51 53
													217	H	Pepperdine	100 65
													219	H	Penn St.	73 45
													238	H	Utah	66 43
													329	H	Alcorn	83 49
LAST 12 Division I GAMES:																
35	H	Ohio St.	60 78	6	A	Maryland	47 59		42	A	Rutgers	43 46				
39	H	Minnesota	74 50	57	H	Michigan	75 60		98	H	Illinois	59 57				
158	A	Indiana	67 64	7	A	Iowa	72 78		142	A	Wisconsin	89 72				
34	A	Northwestern	51 59													
142	H	Wisconsin	70 63													
7	H	Iowa	61 69													

Non-Div I Games:

Nebraska

■ Loss,
 ■ Non-Conf, S Site,
 ■ Home
 ■ Away
 N Neutral

Nevada

Average RPI Win: 296

Average RPI Loss: 137

WON-LOST

WINNING

LAST 10

STRENGTH OF

OPP. STRENGTH

TEAM

ADJ.

CONF.

ADJ CONF.

RECORD

PCT. RANK

GAMES

SCHEDULE

OF SCHEDULE

RPI

RPI

RPI

RPI

DIV. I ONLY

7- 19

292

2- 6

233

161

287

287

22

22

DIV. I NON-CONF.

3- 7

250

0- 1

112

83

216

216

19

19

TOTALS

RPI 1-25

RPI 26-50

W-L RECORDS

RPI 51-100

RPI 101-150

RPI 150+

7- 19

0- 2

0- 0

OVERALL

0- 6

0- 3

7- 8

5- 7

0- 0

0- 0

HOME

0- 4

0- 1

5- 2

2- 10

0- 1

0- 0

AWAY

0- 2

0- 1

2- 6

0- 2

0- 1

0- 0

NEUTRAL

0- 0

0- 1

0- 0

3- 7

0- 2

0- 0

NON-CONFERENCE

0- 3

0- 1

3- 1

2- 2

0- 0

0- 0

HOME

0- 2

0- 0

2- 0

1- 3

0- 1

0- 0

AWAY

0- 1

0- 0

1- 1

0- 2

0- 1

0- 0

NEUTRAL

0- 0

0- 1

0- 0

4- 12

0- 0

0- 0

CONFERENCE

0- 3

0- 2

4- 7

3- 5

0- 0

0- 0

HOME

0- 2

0- 1

3- 2

1- 7

0- 0

0- 0

AWAY

0- 1

0- 1

1- 5

0- 0

0- 0

0- 0

NEUTRAL

0- 0

0- 0

0- 0

RPI 1-25

RPI 26-50

RPI 51-100

RPI 101+

Team's RPI: 287

RPI	S	Opponent	Score
11	N	Oregon St.	50 73
24	A	California	54 76

RPI	S	Opponent	Score
-----	---	----------	-------

RPI	S	Opponent	Score
53	A	Fresno St.	43 65
53	H	Fresno St.	44 62
54	H	Pacific	53 64
68	H	Colorado St.	58 59
75	A	BYU	60 65
97	H	Ole Miss	66 77

RPI	S	Opponent	Score
104	N	Toledo	56 65
116	A	New Mexico	45 63
135	H	Boise St.	47 51
168	A	San Francisco	48 63
206	A	Wyoming	54 77
206	H	Wyoming	45 61
220	A	UNLV	52 75
220	H	UNLV	71 62
221	A	San Diego St.	49 57
257	A	San Jose St.	72 81
257	H	San Jose St.	77 80
273	A	Grand Canyon	64 52
274	A	Utah St.	57 68
274	H	Utah St.	49 44
282	H	Portland	84 59
330	H	UC Santa Barbara	71 58
345	A	Air Force	76 53
345	H	Air Force	74 42

LAST 12 Division I GAMES:

97	H	Ole Miss	66	77	274	H	Utah St.	49	44
257	A	San Jose St.	72	81	257	H	San Jose St.	77	80
345	H	Air Force	74	42	221	A	San Diego St.	49	57
135	H	Boise St.	47	51	206	H	Wyoming	45	61
206	A	Wyoming	54	77	220	A	UNLV	52	75
116	A	New Mexico	45	63	53	H	Fresno St.	44	62

Non-Div I Games: Cal St. Stanislaus 83 57

Nevada

Loss, Non-Conf, S Site, H Home A Away N Neutral

New Hampshire

Through Games Of March 1, 2015

Average RPI Win:	249	WON-LOST	WINNING	LAST 10	STRENGTH OF	OPP. STRENGTH	TEAM	ADJ.	CONF.	ADJ CONF.
Average RPI Loss:	153	RECORD	PCT. RANK	GAMES	SCHEDULE	OF SCHEDULE	RPI	RPI	RPI	RPI
DIV. I ONLY	16- 11	111	4- 6	308	226	201	201	23	23	
DIV. I NON-CONF.	7- 4	107	0- 0	333	240	198	198	23	23	
TOTALS	RPI 1-25	RPI 26-50	W-L RECORDS	RPI 51-100	RPI 101-150	RPI 150+				
16- 11	0- 0	0- 0	OVERALL	1- 4	0- 2	15- 5				
8- 5	0- 0	0- 0	HOME	1- 1	0- 1	7- 3				
8- 6	0- 0	0- 0	AWAY	0- 3	0- 1	8- 2				
0- 0	0- 0	0- 0	NEUTRAL	0- 0	0- 0	0- 0				
7- 4	0- 0	0- 0	NON-CONFERENCE	0- 1	0- 2	7- 1				
3- 2	0- 0	0- 0	HOME	0- 0	0- 1	3- 1				
4- 2	0- 0	0- 0	AWAY	0- 1	0- 1	4- 0				
0- 0	0- 0	0- 0	NEUTRAL	0- 0	0- 0	0- 0				
9- 7	0- 0	0- 0	CONFERENCE	1- 3	0- 0	8- 4				
5- 3	0- 0	0- 0	HOME	1- 1	0- 0	4- 2				
4- 4	0- 0	0- 0	AWAY	0- 2	0- 0	4- 2				
0- 0	0- 0	0- 0	NEUTRAL	0- 0	0- 0	0- 0				

RPI S	Opponent	Score	RPI S	Opponent	Score	RPI S	Opponent	Score	RPI S	Opponent	Score
						55	A Penn	39 74	105	A Boston College	58 64
						82	A Albany (NY)	65 76	150	H Central Conn. St.	58 64
						82	H Albany (NY)	48 74	152	H Dartmouth	60 44
						83	A Maine	56 87	155	H Bryant	54 57
						83	H Maine	61 47	170	A Hartford	65 63
									170	H Hartford	55 50
									178	A Stony Brook	60 52
									178	H Stony Brook	52 60
									215	H Brown	60 57
									224	A UMass Lowell	65 70
									224	H UMass Lowell	58 51
									270	A UMBC	55 69
									270	H UMBC	67 45
									295	H NJIT	61 56
									301	A Northeastern	63 62
									303	A Vermont	64 56
									303	H Vermont	60 63
									313	A Boston U.	67 55
									316	A Manhattan	58 54
									324	A Binghamton	76 58
									324	H Binghamton	73 68
									343	A Howard	78 68
LAST 12 Division I GAMES:											
83	H Maine	61 47	82	H Albany (NY)	48 74						
224	A UMass Lowell	65 70	178	H Stony Brook	52 60						
170	H Hartford	55 50	83	A Maine	56 87						
324	A Binghamton	76 58	170	A Hartford	65 63						
303	H Vermont	60 63	224	H UMass Lowell	58 51						
270	A UMBC	55 69	324	H Binghamton	73 68						

Non-Div I Games: Daniel Webster 84 32

New Hampshire

Loss, Non-Conf, S Site, H Home A Away N Neutral

Average RPI Win:	227	WON-LOST	WINNING	LAST 10	STRENGTH OF	OPP. STRENGTH	TEAM	ADJ.	CONF.	ADJ CONF.
Average RPI Loss:	97	RECORD	PCT. RANK	GAMES	SCHEDULE	OF SCHEDULE	RPI	RPI	RPI	RPI
DIV. I ONLY	17- 11	101	9- 1	150	156	116	116	22	22	
DIV. I NON-CONF.	4- 7	221	0- 0	78	103	204	204	19	19	
TOTALS	RPI 1-25	RPI 26-50	W-L RECORDS	RPI 51-100	RPI 101-150	RPI 150+				
17- 11	0- 2	0- 2	OVERALL	2- 2	2- 3	13- 2				
13- 2	0- 1	0- 0	HOME	2- 0	2- 1	9- 0				
4- 7	0- 1	0- 1	AWAY	0- 2	0- 2	4- 1				
0- 2	0- 0	0- 1	NEUTRAL	0- 0	0- 0	0- 1				
4- 7	0- 2	0- 2	NON-CONFERENCE	0- 0	1- 2	3- 1				
4- 2	0- 1	0- 0	HOME	0- 0	1- 1	3- 0				
0- 3	0- 1	0- 1	AWAY	0- 0	0- 1	0- 0				
0- 2	0- 0	0- 1	NEUTRAL	0- 0	0- 0	0- 1				
13- 4	0- 0	0- 0	CONFERENCE	2- 2	1- 1	10- 1				
9- 0	0- 0	0- 0	HOME	2- 0	1- 0	6- 0				
4- 4	0- 0	0- 0	AWAY	0- 2	0- 1	4- 1				
0- 0	0- 0	0- 0	NEUTRAL	0- 0	0- 0	0- 0				

RPI 1-25				RPI 26-50				RPI 51-100				RPI 101+ Team's RPI: 116			
RPI	S	Opponent	Score	RPI	S	Opponent	Score	RPI	S	Opponent	Score	RPI	S	Opponent	Score
20	H	Stanford	65 70	28	N	Texas A&M	52 66	53	A	Fresno St.	65 71	123	A	New Mexico St.	59 70
23	A	Texas	37 86	49	A	DePaul	59 97	53	H	Fresno St.	63 60	135	A	Boise St.	65 86
								68	A	Colorado St.	38 44	135	H	Boise St.	63 50
								68	H	Colorado St.	67 40	136	H	Cal Poly	84 68
												141	H	UC Riverside	62 70
												206	H	Wyoming	60 54
												209	N	Tex.-Pan American	59 61
												220	A	UNLV	73 79
												220	H	UNLV	63 60
												221	A	San Diego St.	63 47
												221	H	San Diego St.	62 53
												242	H	UTEP	72 57
												257	A	San Jose St.	64 62
												266	H	Northern Ariz.	56 37
												274	A	Utah St.	56 51
												274	H	Utah St.	60 59
												287	H	Nevada	63 45
												313	H	Boston U.	56 49
												345	A	Air Force	70 47
												345	H	Air Force	69 46
LAST 12 Division I GAMES:															
				53	H	Fresno St.	63 60	274	A	Utah St.	56 51				
				135	H	Boise St.	63 50	345	H	Air Force	69 46				
				220	A	UNLV	73 79	257	A	San Jose St.	64 62				
				221	A	San Diego St.	63 47	206	H	Wyoming	60 54				
				287	H	Nevada	63 45	220	H	UNLV	63 60				
				68	H	Colorado St.	67 40	135	A	Boise St.	65 86				

Non-Div I Games:

New Mexico

■ Loss,
 ■ Non-Conf, S Site,
 ■ Home
 ■ Away
 N Neutral

Average RPI Win:	256	WON-LOST	WINNING	LAST 10	STRENGTH OF	OPP. STRENGTH	TEAM	ADJ.	CONF.	ADJ CONF.
Average RPI Loss:	166	RECORD	PCT. RANK	GAMES	SCHEDULE	OF SCHEDULE	RPI	RPI	RPI	RPI
DIV. I ONLY	17- 7	56	9- 1	265	314	123	123	30	30	
DIV. I NON-CONF.	5- 6	177	0- 0	200	208	206	206	30	30	
TOTALS	RPI 1-25	RPI 26-50	W-L RECORDS	RPI 51-100	RPI 101-150	RPI 150+				
17- 7	0- 0	0- 0	OVERALL	0- 1	3- 3	14- 3				
10- 2	0- 0	0- 0	HOME	0- 0	3- 0	7- 2				
6- 4	0- 0	0- 0	AWAY	0- 0	0- 0	6- 0				
1- 1	0- 0	0- 0	NEUTRAL	0- 1	0- 0	1- 0				
5- 6	0- 0	0- 0	NON-CONFERENCE	0- 1	2- 2	3- 3				
3- 2	0- 0	0- 0	HOME	0- 0	2- 0	1- 2				
1- 3	0- 0	0- 0	AWAY	0- 0	0- 2	1- 1				
1- 1	0- 0	0- 0	NEUTRAL	0- 1	0- 0	1- 0				
12- 1	0- 0	0- 0	CONFERENCE	0- 0	1- 1	11- 0				
7- 0	0- 0	0- 0	HOME	0- 0	1- 0	6- 0				
5- 1	0- 0	0- 0	AWAY	0- 0	0- 1	5- 0				
0- 0	0- 0	0- 0	NEUTRAL	0- 0	0- 0	0- 0				

RPI 1-25			RPI 26-50			RPI 51-100			RPI 101+			Team's RPI: 123
RPI	S	Opponent	Score	RPI	S	Opponent	Score	RPI	S	Opponent	Score	
						54 N Pacific	62 67	115 A	Bakersfield	78 82		
								115 H	Bakersfield	90 78		
								116 H	New Mexico	70 59		
								135 A	Boise St.	45 70		
								136 H	Cal Poly	79 65		
								140 A	Sacramento St.	85 93		
								209 A	Tex.-Pan American	74 71		
								209 H	Tex.-Pan American	80 60		
								212 N	Fla. Atlantic	57 44		
								227 H	Cal St. Fullerton	51 66		
								239 A	Southern Utah	81 64		
								242 A	UTEP	73 78		
								252 H	Weber St.	97 100		
								260 H	North Dakota St.	79 59		
								273 A	Grand Canyon	74 62		
								273 H	Grand Canyon	61 60		
								311 A	Seattle	76 69		
								311 H	Seattle	76 66		
								326 A	Utah Valley	68 58		
								326 H	Utah Valley	67 62		
								341 A	UMKC	60 48		
								341 H	UMKC	78 59		
								346 H	Chicago St.	70 53		
LAST 12 Division I GAMES:												
209	H	Tex.-Pan American	80 60	346	H	Chicago St.	70 53					
273	H	Grand Canyon	61 60	209	A	Tex.-Pan American	74 71					
326	H	Utah Valley	67 62	326	A	Utah Valley	68 58					
115	A	Bakersfield	78 82	273	A	Grand Canyon	74 62					
311	A	Seattle	76 69	311	H	Seattle	76 66					
341	H	UMKC	78 59	115	H	Bakersfield	90 78					

Non-Div I Games: Eastern N.M. 79 51 Northern N.M. 81 39

New Mexico St.

Loss, Non-Conf, S Site, H Home A Away N Neutral

Average RPI Win:	264	WON-LOST	WINNING	LAST 10	STRENGTH OF	OPP. STRENGTH	TEAM	ADJ.	CONF.	ADJ CONF.
Average RPI Loss:	209	RECORD	PCT. RANK	GAMES	SCHEDULE	OF SCHEDULE	RPI	RPI	RPI	RPI
DIV. I ONLY	5- 18	308	3- 4	241	323	318	318	28	28	
DIV. I NON-CONF.	1- 6	316	0- 0	117	197	285	285	27	27	
TOTALS	RPI 1-25	RPI 26-50	W-L RECORDS	RPI 51-100	RPI 101-150	RPI 150+				
5- 18	0- 0	0- 2	OVERALL	0- 0	0- 2	5- 14				
4- 6	0- 0	0- 1	HOME	0- 0	0- 0	4- 5				
1- 12	0- 0	0- 0	AWAY	0- 0	0- 0	1- 1				
0- 0	0- 0	0- 0	NEUTRAL	0- 0	0- 0	0- 0				
1- 6	0- 0	0- 2	NON-CONFERENCE	0- 0	0- 1	1- 3				
1- 1	0- 0	0- 1	HOME	0- 0	0- 0	1- 0				
0- 5	0- 0	0- 1	AWAY	0- 0	0- 1	0- 3				
0- 0	0- 0	0- 0	NEUTRAL	0- 0	0- 0	0- 0				
4- 12	0- 0	0- 0	CONFERENCE	0- 0	0- 1	4- 11				
3- 5	0- 0	0- 0	HOME	0- 0	0- 0	3- 5				
1- 7	0- 0	0- 0	AWAY	0- 0	0- 1	1- 6				
0- 0	0- 0	0- 0	NEUTRAL	0- 0	0- 0	0- 0				

RPI 1-25				RPI 26-50				RPI 51-100				RPI 101+				Team's RPI: 318	
RPI	S	Opponent	Score	RPI	S	Opponent	Score	RPI	S	Opponent	Score	RPI	S	Opponent	Score		
26	H	Mississippi St.	45 85									114	A	Tulsa	55 78		
45	A	Oklahoma St.	33 84									128	A	Stephen F. Austin	56 76		
												183	A	Alabama	58 87		
												189	H	Lamar	54 64		
												197	A	Jacksonville St.	51 65		
												214	H	Northwestern St.	63 75		
												222	A	McNeese St.	58 82		
												222	H	McNeese St.	90 86		
												225	A	Nicholls St.	40 56		
												225	H	Nicholls St.	68 63		
												247	A	Central Ark.	44 50		
												247	H	Central Ark.	46 53		
												259	A	A&M-Corpus Christi	52 66		
												259	H	A&M-Corpus Christi	46 58		
												261	H	Abilene Christian	71 50		
												273	A	Grand Canyon	57 59		
												288	A	Houston Baptist	45 63		
												290	H	Kent St.	58 55		
												302	H	Sam Houston St.	59 75		
												321	A	Southeastern La.	76 64		
												338	A	Incarnate Word	59 71		
LAST 12 Division I GAMES:																	
338	A	Incarnate Word	59 71	247	A	Central Ark.	44 50										
261	H	Abilene Christian	71 50	222	H	McNeese St.	90 86										
225	H	Nicholls St.	68 63	222	A	McNeese St.	58 82										
214	H	Northwestern St.	63 75	225	A	Nicholls St.	40 56										
321	A	Southeastern La.	76 64	259	H	A&M-Corpus Christi	46 58										
259	A	A&M-Corpus Christi	52 66	247	H	Central Ark.	46 53										

Non-Div I Games: West Ala. 54 66 Crowley's Ridge 87 54






















































New Orleans

Loss, Non-Conf, S Site, H Home A Away N Neutral

Niagara

Through Games Of March 1, 2015

Average RPI Win: 240	WON-LOST	WINNING	LAST 10	STRENGTH OF	OPP. STRENGTH	TEAM	ADJ.	CONF.	ADJ CONF.
Average RPI Loss: 165	RECORD	PCT. RANK	GAMES	SCHEDULE	OF SCHEDULE	RPI	RPI	RPI	RPI
DIV. I ONLY	13- 16	210	5- 5	262	232	234	234	24	24
DIV. I NON-CONF.	4- 5	188	0- 0	226	152	202	202	24	24
TOTALS	RPI 1-25	RPI 26-50	W-L RECORDS	RPI 51-100	RPI 101-150	RPI 150+			
13- 16	0- 0	0- 3	OVERALL	0- 1	2- 3	11- 9			
6- 8	0- 0	0- 1	HOME	0- 0	0- 2	6- 5			
7- 8	0- 0	0- 2	AWAY	0- 1	2- 1	5- 4			
0- 0	0- 0	0- 0	NEUTRAL	0- 0	0- 0	0- 0			
4- 5	0- 0	0- 1	NON-CONFERENCE	0- 1	1- 2	3- 1			
2- 2	0- 0	0- 0	HOME	0- 0	0- 1	2- 1			
2- 3	0- 0	0- 1	AWAY	0- 1	1- 1	1- 0			
0- 0	0- 0	0- 0	NEUTRAL	0- 0	0- 0	0- 0			
9- 11	0- 0	0- 2	CONFERENCE	0- 0	1- 1	8- 8			
4- 6	0- 0	0- 1	HOME	0- 0	0- 1	4- 4			
5- 5	0- 0	0- 1	AWAY	0- 0	1- 0	4- 4			
0- 0	0- 0	0- 0	NEUTRAL	0- 0	0- 0	0- 0			

RPI S	Opponent	Score	RPI S	Opponent	Score	RPI S	Opponent	Score	RPI S	Opponent	Score	Team's RPI: 234
			31  Quinnipiac	66 	80	69  Youngstown St.	61 	83	118  Cleveland St.	76	58	
			31  Quinnipiac	68 	71				119  Marist	70	65	
			33  Pittsburgh	54 	70				119  Marist	66 	75	
									134  Buffalo	64 	73	
									146  St. Bonaventure	60 	72	
									152  Dartmouth	70 	76	
									175  Fairfield	66	64	
									175  Fairfield	66	56	
									180  Siena	64	59	
									180  Siena	52 	56	
									190  Iona	53 	81	
									190  Iona	72 	83	
									235  Detroit	71	49	
									251  Monmouth	59	45	
									251  Monmouth	69 	81	
									255  Canisius	59	65	
									255  Canisius	55	66	
									269  Rider	56	61	
									269  Rider	44	33	
									314  Mt. St. Mary's	78	60	
									316  Manhattan	53	46	
									316  Manhattan	64	36	
									324  Binghamton	63	52	
									332  Saint Peter's	58	65	
									332  Saint Peter's	73	40	
LAST 12 Division I GAMES:												
190  Iona	53	81	175  Fairfield	66	56							
255  Canisius	59	65	119  Marist	66	75							
269  Rider	44	33	316  Manhattan	53	46							
251  Monmouth	69	81	332  Saint Peter's	58	65							
119  Marist	70	65	190  Iona	72	83							
180  Siena	64	59	255  Canisius	55	66							

Non-Div I Games:

Niagara

 Loss,
  Non-Conf, S Site,
  Home
  Away
 N Neutral

Average RPI Win:	275	WON-LOST	WINNING	LAST 10	STRENGTH OF	OPP. STRENGTH	TEAM	ADJ.	CONF.	ADJ CONF.
Average RPI Loss:	158	RECORD	PCT. RANK	GAMES	SCHEDULE	OF SCHEDULE	RPI	RPI	RPI	RPI
DIV. I ONLY	14- 12	158	8- 2	313	263	225	225	28	28	
DIV. I NON-CONF.	3- 7	250	0- 0	208	93	250	250	27	27	
TOTALS	RPI 1-25	RPI 26-50	W-L RECORDS	RPI 51-100	RPI 101-150	RPI 150+				
14- 12	0- 0	0- 2	OVERALL	0- 2	0- 3	14- 5				
8- 2	0- 0	0- 0	HOME	0- 1	0- 0	8- 1				
4- 8	0- 0	0- 2	AWAY	0- 0	0- 3	4- 3				
2- 2	0- 0	0- 0	NEUTRAL	0- 1	0- 0	2- 1				
3- 7	0- 0	0- 2	NON-CONFERENCE	0- 2	0- 2	3- 1				
1- 1	0- 0	0- 0	HOME	0- 1	0- 0	1- 0				
0- 4	0- 0	0- 2	AWAY	0- 0	0- 2	0- 0				
2- 2	0- 0	0- 0	NEUTRAL	0- 1	0- 0	2- 1				
11- 5	0- 0	0- 0	CONFERENCE	0- 0	0- 1	11- 4				
7- 1	0- 0	0- 0	HOME	0- 0	0- 0	7- 1				
4- 4	0- 0	0- 0	AWAY	0- 0	0- 1	4- 3				
0- 0	0- 0	0- 0	NEUTRAL	0- 0	0- 0	0- 0				

RPI 1-25			RPI 26-50			RPI 51-100			RPI 101+ Team's RPI: 225		
RPI	S	Opponent	Score	RPI	S	Opponent	Score	RPI	S	Opponent	Score
46	A	Arkansas	52 63	69	N	Youngstown St.	50 51	121	A	Texas Tech	49 76
50	A	Tulane	44 77	87	H	Southern Miss.	57 89	128	A	Stephen F. Austin	59 68
								139	A	Louisiana Tech	62 80
								182	N	UTSA	57 49
								189	A	Lamar	62 67
								214	A	Northwestern St.	71 74
								214	H	Northwestern St.	59 40
								222	A	McNeese St.	73 68
								222	H	McNeese St.	70 59
								247	A	Central Ark.	75 72
								259	H	A&M-Corpus Christi	59 75
								261	A	Abilene Christian	63 39
								271	N	Norfolk St.	69 64
								278	N	Houston	47 65
								288	H	Houston Baptist	70 58
								302	H	Sam Houston St.	67 64
								318	A	New Orleans	63 68
								318	H	New Orleans	56 40
								321	H	Southeastern La.	93 80
								322	H	South Ala.	66 62
								338	A	Incarnate Word	69 58
								338	H	Incarnate Word	67 34
LAST 12 Division I GAMES:											
222	A	McNeese St.	73 68	338	A	Incarnate Word	69 58				
318	A	New Orleans	63 68	338	H	Incarnate Word	67 34				
128	A	Stephen F. Austin	59 68	318	H	New Orleans	56 40				
214	H	Northwestern St.	59 40	247	A	Central Ark.	75 72				
321	H	Southeastern La.	93 80	214	A	Northwestern St.	71 74				
222	H	McNeese St.	70 59	259	H	A&M-Corpus Christi	59 75				

Non-Div I Games: Southern-N.O. 87 84

Nicholls St.

■ Loss,
 ■ Non-Conf,
 ■ S Site,
 ■ H Home
 ■ A Away
 N Neutral

Average RPI Win:	277	WON-LOST	WINNING	LAST 10	STRENGTH OF	OPP. STRENGTH	TEAM	ADJ.	CONF.	ADJ CONF.
Average RPI Loss:	206	RECORD	PCT. RANK	GAMES	SCHEDULE	OF SCHEDULE	RPI	RPI	RPI	RPI
DIV. I ONLY	11- 14	222	7- 3	319	330	271	271	31	31	
DIV. I NON-CONF.	1- 10	329	0- 0	150	267	299	299	29	29	
TOTALS	RPI 1-25	RPI 26-50	W-L RECORDS	RPI 51-100	RPI 101-150	RPI 150+				
11- 14	0- 0	0- 0	OVERALL	0- 1	1- 2	10- 11				
6- 5	0- 0	0- 0	HOME	0- 0	1- 2	5- 3				
5- 7	0- 0	0- 0	AWAY	0- 1	0- 0	5- 6				
0- 2	0- 0	0- 0	NEUTRAL	0- 0	0- 0	0- 2				
1- 10	0- 0	0- 0	NON-CONFERENCE	0- 1	0- 2	1- 7				
0- 3	0- 0	0- 0	HOME	0- 0	0- 2	0- 1				
1- 5	0- 0	0- 0	AWAY	0- 1	0- 0	1- 4				
0- 2	0- 0	0- 0	NEUTRAL	0- 0	0- 0	0- 2				
10- 4	0- 0	0- 0	CONFERENCE	0- 0	1- 0	9- 4				
6- 2	0- 0	0- 0	HOME	0- 0	1- 0	5- 2				
4- 2	0- 0	0- 0	AWAY	0- 0	0- 0	4- 2				
0- 0	0- 0	0- 0	NEUTRAL	0- 0	0- 0	0- 0				

RPI 1-25			RPI 26-50			RPI 51-100			RPI 101+			Team's RPI: 271
RPI	S	Opponent	Score	RPI	S	Opponent	Score	RPI	S	Opponent	Score	
						72 A East Carolina	36 65			103 H Hofstra	47 64	
										109 H Hampton	71 66	
										138 H Marshall	71 73	
										161 A Savannah St.	54 56	
										178 A Stony Brook	46 52	
										179 N Holy Cross	62 63	
										195 A Radford	65 74	
										198 A Tennessee St.	65 58	
										200 H N.C. A&T	76 75	
										218 A USC Upstate	58 70	
										223 A Virginia Tech	49 60	
										225 N Nicholls St.	64 69	
										243 H Morehead St.	66 83	
										248 A Bethune-Cookman	53 40	
										285 A South Carolina St.	75 79	
										296 A Morgan St.	64 56	
										296 H Morgan St.	68 63	
										325 H UMES	50 60	
										336 A Florida A&M	68 50	
										337 H N.C. Central	82 58	
										340 A Coppin St.	67 57	
										340 H Coppin St.	56 58	
										343 H Howard	90 71	
										347 H Delaware St.	95 55	
LAST 12 Division I GAMES:												
						347 H Delaware St.	95 55			161 A Savannah St.	54 56	
						340 A Coppin St.	67 57			285 A South Carolina St.	75 79	
						296 A Morgan St.	64 56			200 H N.C. A&T	76 75	
						325 H UMES	50 60			337 H N.C. Central	82 58	
						343 H Howard	90 71			248 A Bethune-Cookman	53 40	
						109 H Hampton	71 66			336 A Florida A&M	68 50	

Non-Div I Games:

Norfolk St.

■ Loss,
 ■ Non-Conf,
 ■ S Site,
 ■ H Home
 ■ A Away
 N Neutral

North Carolina

Through Games Of March 1, 2015

Average RPI Win:	117	WON-LOST	WINNING	LAST 10	STRENGTH OF	OPP. STRENGTH	TEAM	ADJ.	CONF.	ADJ CONF.
Average RPI Loss:	15	RECORD	PCT. RANK	GAMES	SCHEDULE	OF SCHEDULE	RPI	RPI	RPI	RPI
DIV. I ONLY	23- 7	33	6- 4	10	21	12	12	3	3	
DIV. I NON-CONF.	13- 1	4	0- 0	20	72	6	6	3	3	
TOTALS	RPI 1-25	RPI 26-50	W-L RECORDS	RPI 51-100	RPI 101-150	RPI 150+				
23- 7	2- 5	2- 2	OVERALL	9- 0	3- 0	7- 0				
12- 3	1- 3	1- 0	HOME	5- 0	2- 0	3- 0				
7- 4	0- 2	1- 2	AWAY	3- 0	0- 0	3- 0				
4- 0	1- 0	0- 0	NEUTRAL	1- 0	1- 0	1- 0				
13- 1	1- 1	2- 0	NON-CONFERENCE	4- 0	2- 0	4- 0				
6- 1	0- 1	1- 0	HOME	2- 0	1- 0	2- 0				
3- 0	0- 0	1- 0	AWAY	1- 0	0- 0	1- 0				
4- 0	1- 0	0- 0	NEUTRAL	1- 0	1- 0	1- 0				
10- 6	1- 4	0- 2	CONFERENCE	5- 0	1- 0	3- 0				
6- 2	1- 2	0- 0	HOME	3- 0	1- 0	1- 0				
4- 4	0- 2	0- 2	AWAY	2- 0	0- 0	2- 0				
0- 0	0- 0	0- 0	NEUTRAL	0- 0	0- 0	0- 0				

RPI	S	Opponent	Score	RPI	S	Opponent	Score	RPI	S	Opponent	Score	RPI	S	Opponent	Score
1	H	Notre Dame	79 89	29	A	Syracuse	56 61	64	A	Hawaii	74 65	105	H	Boston College	72 60
8	A	Louisville	66 75	33	A	Pittsburgh	59 84	70	A	North Carolina St.	67 63	107	N	Elon	85 67
10	H	Florida St.	71 63	42	A	Rutgers	96 93	70	H	North Carolina St.	72 56	112	H	East Tenn. St.	95 62
11	H	Oregon St.	55 70	45	H	Oklahoma St.	79 77	78	A	Miami (FL)	66 65	166	A	Oregon	76 59
13	A	Duke	80 81					82	H	Albany (NY)	71 56	169	H	Appalachian St.	84 52
13	H	Duke	67 74					83	N	Maine	65 36	185	A	Clemson	78 56
20	N	Stanford	70 54					84	H	Georgia Tech	96 81	207	H	Wake Forest	83 45
								94	H	UCLA	84 68	223	A	Virginia Tech	74 52
								100	H	Virginia	72 70	231	N	Prairie View	81 45
												343	H	Howard	83 49
LAST 12 Division I GAMES:															
13	A	Duke	80 81	223	A	Virginia Tech	74 52								
100	H	Virginia	72 70	29	A	Syracuse	56 61								
78	A	Miami (FL)	66 65	105	H	Boston College	72 60								
207	H	Wake Forest	83 45	13	H	Duke	67 74								
8	A	Louisville	66 75	70	A	North Carolina St.	67 63								
10	H	Florida St.	71 63	185	A	Clemson	78 56								

Non-Div I Games:

North Carolina

■ Loss,
 ■ Non-Conf, S Site,
 ■ Home
 ■ Away
 N Neutral

Average RPI Win:	174	WON-LOST	WINNING	LAST 10	STRENGTH OF	OPP. STRENGTH	TEAM	ADJ.	CONF.	ADJ CONF.
Average RPI Loss:	38	RECORD	PCT. RANK	GAMES	SCHEDULE	OF SCHEDULE	RPI	RPI	RPI	RPI
DIV. I ONLY	16- 13	150	4- 6	25	47	70	70	3	3	
DIV. I NON-CONF.	9- 4	84	0- 0	91	159	78	78	3	3	
TOTALS	RPI 1-25	RPI 26-50	W-L RECORDS	RPI 51-100	RPI 101-150	RPI 150+				
16- 13	1- 6	0- 4	OVERALL	3- 2	2- 1	10- 0				
12- 4	1- 2	0- 2	HOME	2- 0	1- 0	8- 0				
3- 8	0- 0	0- 0	AWAY	1- 0	0- 1	2- 0				
1- 1	0- 1	0- 0	NEUTRAL	0- 0	1- 0	0- 0				
9- 4	0- 1	0- 2	NON-CONFERENCE	1- 1	2- 0	6- 0				
7- 1	0- 0	0- 1	HOME	1- 0	1- 0	5- 0				
1- 2	0- 0	0- 1	AWAY	0- 1	0- 0	1- 0				
1- 1	0- 1	0- 0	NEUTRAL	0- 0	1- 0	0- 0				
7- 9	1- 5	0- 2	CONFERENCE	2- 1	0- 1	4- 0				
5- 3	1- 2	0- 1	HOME	1- 0	0- 0	3- 0				
2- 6	0- 3	0- 1	AWAY	1- 1	0- 1	1- 0				
0- 0	0- 0	0- 0	NEUTRAL	0- 0	0- 0	0- 0				

RPI 1-25				RPI 26-50				RPI 51-100 Team's RPI: 70				RPI 101+			
RPI	S	Opponent	Score	RPI	S	Opponent	Score	RPI	S	Opponent	Score	RPI	S	Opponent	Score
1	H	Notre Dame	60 67	29	A	Syracuse	49 66	77	A	Villanova	65 74	105	A	Boston College	59 64
8	A	Louisville	58 65	33	H	Pittsburgh	50 60	78	H	Miami (FL)	68 65	107	H	Elon	84 51
10	A	Florida St.	52 72	39	H	Minnesota	55 60	81	H	Liberty	67 64	121	N	Texas Tech	75 42
12	A	North Carolina	56 72	50	A	Tulane	51 60	84	A	Georgia Tech	65 64	171	H	High Point	66 62
12	H	North Carolina	63 67					100	A	Virginia	63 71	185	H	Clemson	76 50
13	H	Duke	72 59									198	H	Tennessee St.	84 55
18	N	George Washington	66 74									203	A	Charlotte	70 63
LAST 12 Division I GAMES:															
1	H	Notre Dame	60 67	207	H	Wake Forest	71 55								
10	A	Florida St.	52 72	33	H	Pittsburgh	50 60								
13	H	Duke	72 59	100	A	Virginia	63 71								
78	H	Miami (FL)	68 65	29	A	Syracuse	49 66								
105	A	Boston College	59 64	12	H	North Carolina	63 67								
84	A	Georgia Tech	65 64	207	A	Wake Forest	78 70								

Non-Div I Games:

North Carolina St.

■ Loss,
 ■ Non-Conf, S Site,
 ■ Home
 ■ Away
 N Neutral

North Dakota

Through Games Of March 1, 2015

Average RPI Win: 228	WON-LOST	WINNING	LAST 10	STRENGTH OF	OPP. STRENGTH	TEAM	ADJ.	CONF.	ADJ CONF.
Average RPI Loss: 169	RECORD	PCT. RANK	GAMES	SCHEDULE	OF SCHEDULE	RPI	RPI	RPI	RPI
DIV. I ONLY	15- 12	143	4- 6	261	233	164	164	21	21
DIV. I NON-CONF.	6- 4	132	0- 0	249	237	127	127	21	21
TOTALS	RPI 1-25	RPI 26-50	W-L RECORDS	RPI 51-100	RPI 101-150	RPI 150+			
15- 12	0- 0	0- 1	OVERALL	0- 1	2- 4	13- 6			
8- 2	0- 0	0- 1	HOME	0- 0	2- 1	6- 0			
6- 10	0- 0	0- 0	AWAY	0- 1	0- 3	6- 6			
1- 0	0- 0	0- 0	NEUTRAL	0- 0	0- 0	1- 0			
6- 4	0- 0	0- 1	NON-CONFERENCE	0- 1	0- 1	6- 1			
1- 1	0- 0	0- 1	HOME	0- 0	0- 0	1- 0			
4- 3	0- 0	0- 0	AWAY	0- 1	0- 1	4- 1			
1- 0	0- 0	0- 0	NEUTRAL	0- 0	0- 0	1- 0			
9- 8	0- 0	0- 0	CONFERENCE	0- 0	2- 3	7- 5			
7- 1	0- 0	0- 0	HOME	0- 0	2- 1	5- 0			
2- 7	0- 0	0- 0	AWAY	0- 0	0- 2	2- 5			
0- 0	0- 0	0- 0	NEUTRAL	0- 0	0- 0	0- 0			

RPI S	Opponent	Score	RPI S	Opponent	Score	RPI S	Opponent	Score	RPI S	Opponent	Score	Team's RPI: 164
39	H Minnesota	55 68	76	A South Dakota	81 86	101	A Montana	51 66	101	H Montana	59 52	
						113	A Colorado	59 68	140	A Sacramento St.	86 93	
						140	H Sacramento St.	62 64	143	H Eastern Wash.	96 82	
						151	A Northern Colo.	68 58	185	A Clemson	67 72	
						186	A Montana St.	62 80	186	H Montana St.	82 74	
						202	H Idaho	68 62	229	A Western Ill.	85 77	
						237	A Idaho St.	69 75	239	A Southern Utah	66 73	
						239	H Southern Utah	67 52	241	A Towson	54 52	
						252	A Weber St.	57 54	260	A North Dakota St.	90 87	
						266	A Northern Ariz.	68 72	266	H Northern Ariz.	78 62	
						276	H Milwaukee	83 76	280	N St. Francis Brooklyn	70 63	
						293	A Omaha	72 52	307	A Portland St.	70 73	
						307	H Portland St.	76 45				
LAST 12 Division I GAMES:												
239	A Southern Utah	66 73	266	H Northern Ariz.	78 62							
266	A Northern Ariz.	68 72	239	H Southern Utah	67 52							
140	H Sacramento St.	62 64	237	A Idaho St.	69 75							
307	H Portland St.	76 45	252	A Weber St.	57 54							
186	A Montana St.	62 80	143	H Eastern Wash.	96 82							
101	A Montana	51 66	202	H Idaho	68 62							

Non-Div I Games: Dickinson St. 88 40 Mayville St. 98 54

North Dakota

Loss, Non-Conf, S Site, H Home A Away N Neutral

Average RPI Win:	257	WON-LOST	WINNING	LAST 10	STRENGTH OF	OPP. STRENGTH	TEAM	ADJ.	CONF.	ADJ CONF.
Average RPI Loss:	174	RECORD	PCT. RANK	GAMES	SCHEDULE	OF SCHEDULE	RPI	RPI	RPI	RPI
DIV. I ONLY	10- 17	246	3- 7	248	269	260	260	25	25	
DIV. I NON-CONF.	3- 8	263	0- 0	262	278	291	291	25	25	
TOTALS	RPI 1-25	RPI 26-50	W-L RECORDS	RPI 51-100	RPI 101-150	RPI 150+				
10- 17	0- 0	0- 1	OVERALL	1- 4	0- 2	9- 10				
6- 5	0- 0	0- 0	HOME	1- 1	0- 0	5- 4				
2- 12	0- 0	0- 1	AWAY	0- 3	0- 2	2- 6				
2- 0	0- 0	0- 0	NEUTRAL	0- 0	0- 0	2- 0				
3- 8	0- 0	0- 1	NON-CONFERENCE	0- 1	0- 2	3- 4				
1- 2	0- 0	0- 0	HOME	0- 0	0- 0	1- 2				
0- 6	0- 0	0- 1	AWAY	0- 1	0- 2	0- 2				
2- 0	0- 0	0- 0	NEUTRAL	0- 0	0- 0	2- 0				
7- 9	0- 0	0- 0	CONFERENCE	1- 3	0- 0	6- 6				
5- 3	0- 0	0- 0	HOME	1- 1	0- 0	4- 2				
2- 6	0- 0	0- 0	AWAY	0- 2	0- 0	2- 4				
0- 0	0- 0	0- 0	NEUTRAL	0- 0	0- 0	0- 0				

RPI 1-25				RPI 26-50				RPI 51-100				RPI 101+				Team's RPI: 260	
RPI	S	Opponent	Score	RPI	S	Opponent	Score	RPI	S	Opponent	Score	RPI	S	Opponent	Score		
				26	A	Mississippi St.	58 109	56	A	South Dakota St.	52 82	110	A	UNI	41 56		
								56	H	South Dakota St.	83 78	123	A	New Mexico St.	59 79		
								76	A	South Dakota	69 84	164	H	North Dakota	87 90		
								76	H	South Dakota	79 83	167	A	Oral Roberts	41 67		
								92	A	Western Mich.	59 74	167	H	Oral Roberts	77 64		
												226	A	IUPUI	65 76		
												226	H	IUPUI	68 63		
												227	A	Cal St. Fullerton	79 86		
												229	A	Western Ill.	66 88		
												229	H	Western Ill.	60 66		
												273	A	Grand Canyon	54 69		
												276	H	Milwaukee	73 77		
												290	H	Kent St.	74 68		
												293	A	Omaha	77 60		
												293	H	Omaha	65 73		
												295	N	NJIT	60 48		
												301	N	Northeastern	79 72		
												309	A	Denver	73 75		
												309	H	Denver	87 68		
												315	A	IPFW	72 66		
												315	H	IPFW	81 60		
LAST 12 Division I GAMES:																	
				309	H	Denver	87 68	229	H	Western Ill.	60 66						
				315	A	IPFW	72 66	56	A	South Dakota St.	52 82						
				226	A	IUPUI	65 76	229	A	Western Ill.	66 88						
				293	H	Omaha	65 73	293	A	Omaha	77 60						
				167	A	Oral Roberts	41 67	315	H	IPFW	81 60						
				76	H	South Dakota	79 83	76	A	South Dakota	69 84						

Non-Div I Games: Mayville St. 83 66

North Dakota St.

North Florida

Through Games Of March 1, 2015

Average RPI Win:	252	WON-LOST	WINNING	LAST 10	STRENGTH OF	OPP. STRENGTH	TEAM	ADJ.	CONF.	ADJ CONF.
Average RPI Loss:	146	RECORD	PCT. RANK	GAMES	SCHEDULE	OF SCHEDULE	RPI	RPI	RPI	RPI
DIV. I ONLY	9- 18	266	1- 9	176	193	245	245	11	11	
DIV. I NON-CONF.	7- 6	154	0- 0	270	276	187	187	12	12	
TOTALS	RPI 1-25	RPI 26-50	W-L RECORDS	RPI 51-100	RPI 101-150	RPI 150+				
9- 18	0- 3	0- 2	OVERALL	0- 1	0- 3	9- 9				
5- 7	0- 1	0- 1	HOME	0- 0	0- 1	5- 4				
3- 11	0- 2	0- 1	AWAY	0- 1	0- 2	3- 5				
1- 0	0- 0	0- 0	NEUTRAL	0- 0	0- 0	1- 0				
7- 6	0- 1	0- 0	NON-CONFERENCE	0- 1	0- 1	7- 3				
4- 1	0- 0	0- 0	HOME	0- 0	0- 0	4- 1				
2- 5	0- 1	0- 0	AWAY	0- 1	0- 1	2- 2				
1- 0	0- 0	0- 0	NEUTRAL	0- 0	0- 0	1- 0				
2- 12	0- 2	0- 2	CONFERENCE	0- 0	0- 2	2- 6				
1- 6	0- 1	0- 1	HOME	0- 0	0- 1	1- 3				
1- 6	0- 1	0- 1	AWAY	0- 0	0- 1	1- 3				
0- 0	0- 0	0- 0	NEUTRAL	0- 0	0- 0	0- 0				

RPI 1-25				RPI 26-50				RPI 51-100				RPI 101+ Team's RPI: 245			
RPI	S	Opponent	Score	RPI	S	Opponent	Score	RPI	S	Opponent	Score	RPI	S	Opponent	Score
10	A	Florida St.	58 79	41	A	Stetson	45 77	78	A	Miami (FL)	53 81	147	A	Florida	51 63
15	A	FGCU	42 75	41	H	Stetson	38 67					148	A	Kennesaw St.	40 46
15	H	FGCU	24 56									148	H	Kennesaw St.	52 64
												165	A	Northern Ky.	29 67
												165	H	Northern Ky.	81 79
												181	H	Mercer	57 55
												194	A	Samford	47 81
												198	A	Tennessee St.	54 53
												213	A	Jacksonville	52 54
												213	H	Jacksonville	56 68
												218	A	USC Upstate	49 61
												218	H	USC Upstate	50 59
												230	H	Georgia St.	59 72
												232	A	UNCW	55 41
												263	A	UCF	56 60
												265	A	Lipscomb	57 54
												265	H	Lipscomb	62 71
												284	N	Eastern Ky.	62 45
												298	H	Western Caro.	62 45
												308	H	Wofford	68 60
												341	H	UMKC	63 62
LAST 12 Division I GAMES:															
				41	A	Stetson	45 77					213	H	Jacksonville	56 68
				15	H	FGCU	24 56					218	A	USC Upstate	49 61
				165	A	Northern Ky.	29 67					148	A	Kennesaw St.	40 46
				265	A	Lipscomb	57 54					265	H	Lipscomb	62 71
				148	H	Kennesaw St.	52 64					165	H	Northern Ky.	81 79
				218	H	USC Upstate	50 59					41	H	Stetson	38 67

Non-Div I Games: Thomas (GA) 54 39 Edward Waters 62 57

North Florida

Loss, Non-Conf, S Site, H Home A Away N Neutral

North Texas

Through Games Of March 1, 2015

Average RPI Win:	259	WON-LOST	WINNING	LAST 10	STRENGTH OF	OPP. STRENGTH	TEAM	ADJ.	CONF.	ADJ CONF.
Average RPI Loss:	171	RECORD	PCT. RANK	GAMES	SCHEDULE	OF SCHEDULE	RPI	RPI	RPI	RPI
DIV. I ONLY	5- 22	319	3- 7	258	162	323	323	17	17	
DIV. I NON-CONF.	1- 10	329	0- 0	314	195	343	343	18	18	
TOTALS	RPI 1-25	RPI 26-50	W-L RECORDS	RPI 51-100	RPI 101-150	RPI 150+				
5- 22	0- 1	0- 2	OVERALL	0- 2	1- 3	4- 14				
4- 10	0- 1	0- 1	HOME	0- 0	1- 1	3- 7				
1- 12	0- 0	0- 1	AWAY	0- 2	0- 2	1- 7				
0- 0	0- 0	0- 0	NEUTRAL	0- 0	0- 0	0- 0				
1- 10	0- 1	0- 1	NON-CONFERENCE	0- 0	0- 0	1- 8				
0- 7	0- 1	0- 0	HOME	0- 0	0- 0	0- 6				
1- 3	0- 0	0- 1	AWAY	0- 0	0- 0	1- 2				
0- 0	0- 0	0- 0	NEUTRAL	0- 0	0- 0	0- 0				
4- 12	0- 0	0- 1	CONFERENCE	0- 2	1- 3	3- 6				
4- 3	0- 0	0- 1	HOME	0- 0	1- 1	3- 1				
0- 9	0- 0	0- 0	AWAY	0- 2	0- 2	0- 5				
0- 0	0- 0	0- 0	NEUTRAL	0- 0	0- 0	0- 0				

RPI 1-25				RPI 26-50				RPI 51-100				RPI 101+ Team's RPI: 323			
RPI	S	Opponent	Score	RPI	S	Opponent	Score	RPI	S	Opponent	Score	RPI	S	Opponent	Score
21	H	Oklahoma	39 68	28	A	Texas A&M	38 75	60	A	Middle Tenn.	59 85	138	H	Marshall	45 42
				32	H	Western Ky.	49 77	87	A	Southern Miss.	55 67	139	A	Louisiana Tech	57 92
												148	A	Old Dominion	48 70
												148	H	Old Dominion	44 54
												151	H	Northern Colo.	48 53
												168	A	San Francisco	42 60
												172	H	Texas-Arlington	38 46
												182	A	UTSA	45 53
												184	A	UAB	40 74
												192	H	Massachusetts	46 56
												203	A	Charlotte	46 71
												203	H	Charlotte	58 67
												212	H	Fla. Atlantic	74 55
												242	A	UTEP	58 60
												258	A	SMU	55 62
												267	A	Rice	55 58
												267	H	Rice	53 48
												278	H	Houston	42 46
												297	H	Eastern Ill.	57 59
												309	H	Denver	55 63
												335	H	FIU	77 61
												341	A	UMKC	65 47
LAST 12 Division I GAMES:															
148	A	Old Dominion	48 70	138	H	Marshall	45 42								
203	A	Charlotte	46 71	32	H	Western Ky.	49 77								
335	H	FIU	77 61	267	A	Rice	55 58								
212	H	Fla. Atlantic	74 55	87	A	Southern Miss.	55 67								
60	A	Middle Tenn.	59 85	139	A	Louisiana Tech	57 92								
184	A	UAB	40 74	148	H	Old Dominion	44 54								

Non-Div I Games:

North Texas

Loss, Non-Conf, S Site, H Home A Away N Neutral

Northeastern

Through Games Of March 1, 2015

Average RPI Win:	187	WON-LOST	WINNING	LAST 10	STRENGTH OF	OPP. STRENGTH	TEAM	ADJ.	CONF.	ADJ CONF.
Average RPI Loss:	156	RECORD	PCT. RANK	GAMES	SCHEDULE	OF SCHEDULE	RPI	RPI	RPI	RPI
DIV. I ONLY	4- 23	330	0- 9	161	129	301	301	13	13	
DIV. I NON-CONF.	3- 7	250	0- 1	127	182	212	212	11	11	
TOTALS	RPI 1-25	RPI 26-50	W-L RECORDS	RPI 51-100	RPI 101-150	RPI 150+				
4- 23	0- 2	0- 1	OVERALL	1- 2	1- 6	2- 12				
3- 8	0- 1	0- 0	HOME	0- 0	1- 2	2- 5				
1- 14	0- 1	0- 1	AWAY	1- 2	0- 4	0- 6				
0- 1	0- 0	0- 0	NEUTRAL	0- 0	0- 0	0- 1				
3- 7	0- 0	0- 1	NON-CONFERENCE	1- 1	1- 2	1- 3				
2- 1	0- 0	0- 0	HOME	0- 0	1- 0	1- 1				
1- 5	0- 0	0- 1	AWAY	1- 1	0- 2	0- 1				
0- 1	0- 0	0- 0	NEUTRAL	0- 0	0- 0	0- 1				
1- 16	0- 2	0- 0	CONFERENCE	0- 1	0- 4	1- 9				
1- 7	0- 1	0- 0	HOME	0- 0	0- 2	1- 4				
0- 9	0- 1	0- 0	AWAY	0- 1	0- 2	0- 5				
0- 0	0- 0	0- 0	NEUTRAL	0- 0	0- 0	0- 0				

RPI 1-25				RPI 26-50				RPI 51-100				RPI 101+				Team's RPI: 301	
RPI	S	Opponent	Score	RPI	S	Opponent	Score	RPI	S	Opponent	Score	RPI	S	Opponent	Score		
25	A	James Madison	47 82	42	A	Rutgers	60 74	61	A	Drexel	35 58	103	A	Hofstra	83 85		
25	H	James Madison	55 77					82	A	Albany (NY)	70 67	103	H	Hofstra	45 66		
								83	A	Maine	51 60	105	A	Boston College	56 66		
												107	A	Elon	77 80		
												107	H	Elon	73 74		
												119	H	Marist	58 51		
												130	A	Harvard	65 67		
												174	A	William & Mary	47 62		
												174	H	William & Mary	66 72		
												196	A	Delaware	61 70		
												196	H	Delaware	48 54		
												201	H	New Hampshire	62 63		
												212	A	Fla. Atlantic	74 81		
												232	A	UNCW	78 84		
												232	H	UNCW	73 64		
												241	A	Towson	61 65		
												241	H	Towson	64 72		
												260	N	North Dakota St.	72 79		
												281	A	Col. of Charleston	38 59		
												281	H	Col. of Charleston	54 56		
												313	H	Boston U.	75 74		
LAST 12 Division I GAMES:																	
212	A	Fla. Atlantic	74 81	241	H	Towson	64 72										
174	A	William & Mary	47 62	196	A	Delaware	61 70										
25	A	James Madison	47 82	174	H	William & Mary	66 72										
281	H	Col. of Charleston	54 56	103	H	Hofstra	45 66										
107	H	Elon	73 74	107	A	Elon	77 80										
232	A	UNCW	78 84	241	A	Towson	61 65										

Non-Div I Games:

Northeastern

■ Loss,
 ■ Non-Conf,
 ■ S Site,
 ■ H Home
 ■ A Away
 N Neutral

Average RPI Win:	232	WON-LOST	WINNING	LAST 10	STRENGTH OF	OPP. STRENGTH	TEAM	ADJ.	CONF.	ADJ CONF.
Average RPI Loss:	179	RECORD	PCT. RANK	GAMES	SCHEDULE	OF SCHEDULE	RPI	RPI	RPI	RPI
DIV. I ONLY	11- 14	222	6- 4	301	211	266	266	21	21	
DIV. I NON-CONF.	3- 6	234	0- 0	339	137	331	331	21	21	
TOTALS	RPI 1-25	RPI 26-50	W-L RECORDS	RPI 51-100	RPI 101-150	RPI 150+				
11- 14	0- 0	0- 0	OVERALL	0- 1	1- 3	10- 10				
10- 4	0- 0	0- 0	HOME	0- 1	1- 1	9- 2				
1- 10	0- 0	0- 0	AWAY	0- 0	0- 2	1- 8				
0- 0	0- 0	0- 0	NEUTRAL	0- 0	0- 0	0- 0				
3- 6	0- 0	0- 0	NON-CONFERENCE	0- 1	0- 1	3- 4				
3- 2	0- 0	0- 0	HOME	0- 1	0- 0	3- 1				
0- 4	0- 0	0- 0	AWAY	0- 0	0- 1	0- 3				
0- 0	0- 0	0- 0	NEUTRAL	0- 0	0- 0	0- 0				
8- 8	0- 0	0- 0	CONFERENCE	0- 0	1- 2	7- 6				
7- 2	0- 0	0- 0	HOME	0- 0	1- 1	6- 1				
1- 6	0- 0	0- 0	AWAY	0- 0	0- 1	1- 5				
0- 0	0- 0	0- 0	NEUTRAL	0- 0	0- 0	0- 0				

RPI 1-25				RPI 26-50				RPI 51-100				RPI 101+ Team's RPI: 266			
RPI	S	Opponent	Score	RPI	S	Opponent	Score	RPI	S	Opponent	Score	RPI	S	Opponent	Score
								99	H	CSUN	71 77	101	H	Montana	42 69
												116	A	New Mexico	37 56
												140	H	Sacramento St.	64 60
												143	A	Eastern Wash.	42 73
												151	A	Northern Colo.	51 49
												151	H	Northern Colo.	67 88
												164	A	North Dakota	62 78
												164	H	North Dakota	72 68
												166	A	Oregon	47 59
												172	A	Texas-Arlington	62 80
												186	H	Montana St.	79 64
												202	A	Idaho	43 78
												217	H	Pepperdine	63 66
												237	A	Idaho St.	68 69
												237	H	Idaho St.	64 47
												239	A	Southern Utah	53 63
												239	H	Southern Utah	73 64
												242	A	UTEP	58 82
												252	A	Weber St.	53 66
												252	H	Weber St.	56 52
												272	H	UC Irvine	66 35
												275	H	Loyola Marymount	82 64
												307	H	Portland St.	94 46
												330	H	UC Santa Barbara	67 49
LAST 12 Division I GAMES:															
				151	H	Northern Colo.	67 88					164	A	North Dakota	62 78
				164	H	North Dakota	72 68					151	A	Northern Colo.	51 49
				143	A	Eastern Wash.	42 73					239	H	Southern Utah	73 64
				202	A	Idaho	43 78					186	H	Montana St.	79 64
				252	H	Weber St.	56 52					101	H	Montana	42 69
				237	H	Idaho St.	64 47					237	A	Idaho St.	68 69

Non-Div I Games: Western N.M. 54 58 Fort Lewis 61 43

Northern Ariz.

Loss, Non-Conf, S Site, H Home A Away N Neutral

Northern Colo.

Through Games Of March 1, 2015

Average RPI Win: 238	WON-LOST	WINNING	LAST 10	STRENGTH OF	OPP. STRENGTH	TEAM	ADJ.	CONF.	ADJ CONF.
Average RPI Loss: 143	RECORD	PCT. RANK	GAMES	SCHEDULE	OF SCHEDULE	RPI	RPI	RPI	RPI
DIV. I ONLY	16- 11	111	7- 3	244	210	151	151	21	21
DIV. I NON-CONF.	5- 5	158	0- 0	240	166	157	157	21	21
TOTALS	RPI 1-25	RPI 26-50	W-L RECORDS	RPI 51-100	RPI 101-150	RPI 150+			
16- 11	0- 1	0- 2	OVERALL	0- 1	3- 2	13- 5			
8- 4	0- 0	0- 0	HOME	0- 1	2- 1	6- 2			
8- 7	0- 1	0- 2	AWAY	0- 0	1- 1	7- 3			
0- 0	0- 0	0- 0	NEUTRAL	0- 0	0- 0	0- 0			
5- 5	0- 1	0- 2	NON-CONFERENCE	0- 1	0- 0	5- 1			
2- 1	0- 0	0- 0	HOME	0- 1	0- 0	2- 0			
3- 4	0- 1	0- 2	AWAY	0- 0	0- 0	3- 1			
0- 0	0- 0	0- 0	NEUTRAL	0- 0	0- 0	0- 0			
11- 6	0- 0	0- 0	CONFERENCE	0- 0	3- 2	8- 4			
6- 3	0- 0	0- 0	HOME	0- 0	2- 1	4- 2			
5- 3	0- 0	0- 0	AWAY	0- 0	1- 1	4- 2			
0- 0	0- 0	0- 0	NEUTRAL	0- 0	0- 0	0- 0			

RPI 1-25				RPI 26-50				RPI 51-100				RPI 101+ Team's RPI: 151			
RPI	S	Opponent	Score	RPI	S	Opponent	Score	RPI	S	Opponent	Score	RPI	S	Opponent	Score
15	A	FGCU	56 69	27	A	South Fla.	43 84	56	H	South Dakota St.	48 71	101	A	Montana	52 51
				36	A	Nebraska	56 63					101	H	Montana	58 64
												140	A	Sacramento St.	71 76
												140	H	Sacramento St.	78 76
												143	H	Eastern Wash.	64 56
												164	H	North Dakota	58 68
												186	A	Montana St.	84 63
												186	H	Montana St.	80 61
												202	H	Idaho	70 52
												237	A	Idaho St.	61 70
												239	A	Southern Utah	88 66
												239	H	Southern Utah	87 58
												252	A	Weber St.	52 59
												258	A	SMU	57 44
												266	A	Northern Ariz.	88 67
												266	H	Northern Ariz.	49 51
												273	H	Grand Canyon	66 47
												274	A	Utah St.	61 65
												293	A	Omaha	67 58
												307	A	Portland St.	68 54
												307	H	Portland St.	90 50
												323	A	North Texas	53 48
												345	H	Air Force	76 35
LAST 12 Division I GAMES:															
266	A	Northern Ariz.	88 67	239	H	Southern Utah	87 58								
239	A	Southern Utah	88 66	266	H	Northern Ariz.	49 51								
307	H	Portland St.	90 50	252	A	Weber St.	52 59								
140	H	Sacramento St.	78 76	237	A	Idaho St.	61 70								
101	A	Montana	52 51	202	H	Idaho	70 52								
186	A	Montana St.	84 63	143	H	Eastern Wash.	64 56								

Non-Div I Games: Western St. 85 37

Northern Colo.

■ Loss,
 ■ Non-Conf, S Site,
 ■ Home
 ■ Away
 N Neutral

Average RPI Win: 231	WON-LOST	WINNING	LAST 10	STRENGTH OF	OPP. STRENGTH	TEAM	ADJ.	CONF.	ADJ CONF.
Average RPI Loss: 162	RECORD	PCT. RANK	GAMES	SCHEDULE	OF SCHEDULE	RPI	RPI	RPI	RPI
DIV. I ONLY	11- 15	226	5- 5	292	209	249	249	15	15
DIV. I NON-CONF.	4- 6	207	0- 0	337	258	289	289	17	17
TOTALS	RPI 1-25	RPI 26-50	W-L RECORDS	RPI 51-100	RPI 101-150	RPI 150+			
11- 15	0- 0	0- 0	OVERALL	1- 4	2- 5	8- 6			
8- 3	0- 0	0- 0	HOME	1- 1	1- 1	6- 1			
2- 11	0- 0	0- 0	AWAY	0- 2	1- 4	1- 5			
1- 1	0- 0	0- 0	NEUTRAL	0- 1	0- 0	1- 0			
4- 6	0- 0	0- 0	NON-CONFERENCE	0- 2	0- 1	4- 3			
2- 1	0- 0	0- 0	HOME	0- 0	0- 0	2- 1			
1- 4	0- 0	0- 0	AWAY	0- 1	0- 1	1- 2			
1- 1	0- 0	0- 0	NEUTRAL	0- 1	0- 0	1- 0			
7- 9	0- 0	0- 0	CONFERENCE	1- 2	2- 4	4- 3			
6- 2	0- 0	0- 0	HOME	1- 1	1- 1	4- 0			
1- 7	0- 0	0- 0	AWAY	0- 1	1- 3	0- 3			
0- 0	0- 0	0- 0	NEUTRAL	0- 0	0- 0	0- 0			

RPI S	Opponent	Score	RPI S	Opponent	Score	RPI S	Opponent	Score	RPI S	Opponent	Score	Team's RPI: 249
						52	A Ohio	40 67	104	A Toledo	57 73	
						56	N South Dakota St.	42 55	110	A UNI	42 51	
						79	H Akron	62 56	133	A Eastern Mich.	52 60	
						92	H Western Mich.	51 60	133	H Eastern Mich.	54 48	
						96	A Missouri	44 47	134	A Buffalo	43 47	
									137	A Ball St.	65 62	
									137	H Ball St.	50 51	
									156	A Central Mich.	43 56	
									156	H Central Mich.	69 62	
									173	H SIUE	69 47	
									204	A Ill.-Chicago	47 61	
									268	H Valparaiso	50 65	
									283	H Miami (OH)	60 49	
									290	A Kent St.	52 54	
									290	H Kent St.	66 49	
									294	A Bowling Green	59 65	
									294	H Bowling Green	67 50	
									297	A Eastern Ill.	46 55	
									319	A Bradley	67 54	
									331	H Illinois St.	55 51	
									347	N Delaware St.	79 59	
LAST 12 Division I GAMES:												
133	A Eastern Mich.	52 60	79	H Akron	62 56							
156	H Central Mich.	69 62	283	H Miami (OH)	60 49							
137	H Ball St.	50 51	137	A Ball St.	65 62							
104	A Toledo	57 73	294	H Bowling Green	67 50							
290	A Kent St.	52 54	134	A Buffalo	43 47							
92	H Western Mich.	51 60	52	A Ohio	40 67							

Non-Div I Games:

Northern Ill.

■ Loss,
 ■ Non-Conf,
 ■ S Site,
 ■ H Home
 ■ A Away
 N Neutral

Average RPI Win:	238	WON-LOST	WINNING	LAST 10	STRENGTH OF	OPP. STRENGTH	TEAM	ADJ.	CONF.	ADJ CONF.
Average RPI Loss:	128	RECORD	PCT. RANK	GAMES	SCHEDULE	OF SCHEDULE	RPI	RPI	RPI	RPI
DIV. I ONLY	16- 12	129	6- 4	235	159	165	165	11	11	
DIV. I NON-CONF.	8- 6	136	0- 0	319	242	217	217	12	12	
TOTALS	RPI 1-25	RPI 26-50	W-L RECORDS	RPI 51-100	RPI 101-150	RPI 150+				
16- 12	0- 3	1- 1	OVERALL	0- 3	1- 1	14- 4				
7- 5	0- 1	1- 0	HOME	0- 2	1- 0	5- 2				
5- 7	0- 2	0- 1	AWAY	0- 1	0- 1	5- 2				
4- 0	0- 0	0- 0	NEUTRAL	0- 0	0- 0	4- 0				
8- 6	0- 1	0- 0	NON-CONFERENCE	0- 3	0- 0	8- 2				
2- 3	0- 0	0- 0	HOME	0- 2	0- 0	2- 1				
2- 3	0- 1	0- 0	AWAY	0- 1	0- 0	2- 1				
4- 0	0- 0	0- 0	NEUTRAL	0- 0	0- 0	4- 0				
8- 6	0- 2	1- 1	CONFERENCE	0- 0	1- 1	6- 2				
5- 2	0- 1	1- 0	HOME	0- 0	1- 0	3- 1				
3- 4	0- 1	0- 1	AWAY	0- 0	0- 1	3- 1				
0- 0	0- 0	0- 0	NEUTRAL	0- 0	0- 0	0- 0				

RPI 1-25				RPI 26-50				RPI 51-100				RPI 101+ Team's RPI: 165			
RPI	S	Opponent	Score	RPI	S	Opponent	Score	RPI	S	Opponent	Score	RPI	S	Opponent	Score
9	A	Kentucky	64 82	41	A	Stetson	56 73	52	H	Ohio	38 77	148	A	Kennesaw St.	58 66
15	A	FGCU	47 75	41	H	Stetson	68 62	79	A	Akron	49 82	148	H	Kennesaw St.	68 61
15	H	FGCU	46 67					95	H	Wright St.	60 72	196	N	Delaware	63 58
												213	A	Jacksonville	70 59
												213	H	Jacksonville	62 76
												218	A	USC Upstate	83 60
												218	H	USC Upstate	77 74
												226	H	IUPUI	57 43
												245	A	North Florida	79 81
												245	H	North Florida	67 29
												253	A	Marquette	77 68
												264	H	Cincinnati	66 52
												265	A	Lipscomb	81 70
												265	H	Lipscomb	64 57
												273	N	Grand Canyon	52 45
												305	H	Loyola Chicago	38 45
												312	N	UNC Greensboro	66 58
												315	A	IPFW	59 65
												331	A	Illinois St.	59 48
												347	N	Delaware St.	76 55
LAST 12 Division I GAMES:															
218	A	USC Upstate	83 60	265	H	Lipscomb	64 57								
148	H	Kennesaw St.	68 61	15	H	FGCU	46 67								
245	H	North Florida	67 29	41	H	Stetson	68 62								
213	H	Jacksonville	62 76	213	A	Jacksonville	70 59								
41	A	Stetson	56 73	245	A	North Florida	79 81								
15	A	FGCU	47 75	218	H	USC Upstate	77 74								

Non-Div I Games: Georgetown (KY) 78 57

Northern Ky.

■ Loss,
 ■ Non-Conf, S Site,
 ■ Home
 ■ Away
 N Neutral

Northwestern

Through Games Of March 1, 2015

Average RPI Win:	145	WON-LOST	WINNING	LAST 10	STRENGTH OF	OPP. STRENGTH	TEAM	ADJ.	CONF.	ADJ CONF.
Average RPI Loss:	50	RECORD	PCT. RANK	GAMES	SCHEDULE	OF SCHEDULE	RPI	RPI	RPI	RPI
DIV. I ONLY	22- 7	36	8- 2	70	39	34	34	4	4	
DIV. I NON-CONF.	10- 1	17	0- 0	201	183	37	37	2	2	
TOTALS	RPI 1-25	RPI 26-50	W-L RECORDS	RPI 51-100	RPI 101-150	RPI 150+				
22- 7	0- 4	5- 1	OVERALL	5- 1	4- 0	8- 1				
11- 3	0- 2	4- 0	HOME	2- 1	2- 0	3- 0				
10- 4	0- 2	1- 1	AWAY	3- 0	2- 0	4- 1				
1- 0	0- 0	0- 0	NEUTRAL	0- 0	0- 0	1- 0				
10- 1	0- 1	2- 0	NON-CONFERENCE	0- 0	1- 0	7- 0				
5- 0	0- 0	1- 0	HOME	0- 0	1- 0	3- 0				
4- 1	0- 1	1- 0	AWAY	0- 0	0- 0	3- 0				
1- 0	0- 0	0- 0	NEUTRAL	0- 0	0- 0	1- 0				
12- 6	0- 3	3- 1	CONFERENCE	5- 1	3- 0	1- 1				
6- 3	0- 2	3- 0	HOME	2- 1	1- 0	0- 0				
6- 3	0- 1	0- 1	AWAY	3- 0	2- 0	1- 1				
0- 0	0- 0	0- 0	NEUTRAL	0- 0	0- 0	0- 0				

RPI 1-25				RPI 26-50				Team's RPI: 34	RPI 51-100				RPI 101+			
RPI	S	Opponent	Score	RPI	S	Opponent	Score		RPI	S	Opponent	Score	RPI	S	Opponent	Score
6	H	Maryland	48 69	35	A	Ohio St.	64 73		57	A	Michigan	63 62	109	H	Hampton	62 36
7	A	Iowa	70 83	36	H	Nebraska	59 51		57	H	Michigan	66 73	120	A	Purdue	73 65
7	H	Iowa	99 102	38	H	Gonzaga	62 43		86	A	Michigan St.	61 57	142	A	Wisconsin	86 83
17	A	Arizona St.	75 88	39	H	Minnesota	70 49		86	H	Michigan St.	77 70	142	H	Wisconsin	68 46
				42	H	Rutgers	80 60		98	A	Illinois	68 67	158	A	Indiana	75 69
				49	A	DePaul	97 91		98	H	Illinois	64 58	204	H	Ill.-Chicago	61 40
													219	A	Penn St.	75 76
													220	A	UNLV	88 84
													223	A	Virginia Tech	70 45
													290	H	Kent St.	72 54
													297	N	Eastern Ill.	92 44
													305	H	Loyola Chicago	70 33
													346	A	Chicago St.	102 48
LAST 12 Division I GAMES:																
				6	H	Maryland	48 69		98	H	Illinois	64 58				
				42	H	Rutgers	80 60		158	A	Indiana	75 69				
				142	A	Wisconsin	86 83		39	H	Minnesota	70 49				
				36	H	Nebraska	59 51		7	H	Iowa	99 102				
				57	A	Michigan	63 62		219	A	Penn St.	75 76				
				120	A	Purdue	73 65		98	A	Illinois	68 67				

Non-Div I Games:

Northwestern

■ Loss,
 ■ Non-Conf, S Site,
 ■ Home
 ■ Away
 N Neutral

Average RPI Win:	265	WON-LOST	WINNING	LAST 10	STRENGTH OF	OPP. STRENGTH	TEAM	ADJ.	CONF.	ADJ CONF.
Average RPI Loss:	170	RECORD	PCT. RANK	GAMES	SCHEDULE	OF SCHEDULE	RPI	RPI	RPI	RPI
DIV. I ONLY	11- 12	193	5- 5	259	276	214	214	28	28	
DIV. I NON-CONF.	1- 6	316	0- 0	122	31	269	269	27	27	
TOTALS	RPI 1-25	RPI 26-50	W-L RECORDS	RPI 51-100	RPI 101-150	RPI 150+				
11- 12	0- 1	0- 3	OVERALL	0- 0	1- 1	10- 7				
7- 2	0- 0	0- 0	HOME	0- 0	1- 1	6- 1				
4- 10	0- 1	0- 3	AWAY	0- 0	0- 0	4- 6				
0- 0	0- 0	0- 0	NEUTRAL	0- 0	0- 0	0- 0				
1- 6	0- 1	0- 3	NON-CONFERENCE	0- 0	1- 0	0- 2				
1- 0	0- 0	0- 0	HOME	0- 0	1- 0	0- 0				
0- 6	0- 1	0- 3	AWAY	0- 0	0- 0	0- 2				
0- 0	0- 0	0- 0	NEUTRAL	0- 0	0- 0	0- 0				
10- 6	0- 0	0- 0	CONFERENCE	0- 0	0- 1	10- 5				
6- 2	0- 0	0- 0	HOME	0- 0	0- 1	6- 1				
4- 4	0- 0	0- 0	AWAY	0- 0	0- 0	4- 4				
0- 0	0- 0	0- 0	NEUTRAL	0- 0	0- 0	0- 0				

RPI 1-25				RPI 26-50				RPI 51-100				RPI 101+ Team's RPI: 214			
RPI	S	Opponent	Score	RPI	S	Opponent	Score	RPI	S	Opponent	Score	RPI	S	Opponent	Score
23	A	Texas	34 74	28	A	Texas A&M	42 75					128	H	Stephen F. Austin	61 69
				45	A	Oklahoma St.	44 89					139	H	Louisiana Tech	69 57
				46	A	Arkansas	30 78					189	H	Lamar	72 82
												222	A	McNeese St.	57 68
												222	H	McNeese St.	75 54
												225	A	Nicholls St.	40 59
												225	H	Nicholls St.	74 71
												247	A	Central Ark.	46 63
												247	H	Central Ark.	54 52
												259	A	A&M-Corpus Christi	66 59
												261	H	Abilene Christian	61 56
												279	A	Jackson St.	61 62
												288	A	Houston Baptist	78 68
												289	A	Grambling	41 44
												302	A	Sam Houston St.	66 57
												318	A	New Orleans	75 63
												321	A	Southeastern La.	52 58
												321	H	Southeastern La.	71 60
												338	H	Incarinate Word	73 51
LAST 12 Division I GAMES:															
321	H	Southeastern La.	71 60	321	A	Southeastern La.	52 58								
318	A	New Orleans	75 63	247	A	Central Ark.	46 63								
225	A	Nicholls St.	40 59	222	H	McNeese St.	75 54								
222	A	McNeese St.	57 68	225	H	Nicholls St.	74 71								
247	H	Central Ark.	54 52	189	H	Lamar	72 82								
128	H	Stephen F. Austin	61 69	259	A	A&M-Corpus Christi	66 59								

Non-Div I Games: Central Baptist 71 43 LSU-Alexandria 86 58 Ark.-Monticello 61 56 LeTourneau 78 35 Northwestern St.

Notre Dame

Through Games Of March 1, 2015

Average RPI Win:	84	WON-LOST	WINNING	LAST 10	STRENGTH OF	OPP. STRENGTH	TEAM	ADJ.	CONF.	ADJ CONF.
Average RPI Loss:	42	RECORD	PCT. RANK	GAMES	SCHEDULE	OF SCHEDULE	RPI	RPI	RPI	RPI
DIV. I ONLY	28- 2	3	10- 0	3	1	1	1	3	3	
DIV. I NON-CONF.	13- 1	4	1- 0	3	2	2	2	3	3	
TOTALS	RPI 1-25	RPI 26-50	W-L RECORDS	RPI 51-100	RPI 101-150	RPI 150+				
28- 2	7- 1	4- 0	OVERALL	8- 1	4- 0	5- 0				
17- 1	6- 1	2- 0	HOME	4- 0	2- 0	3- 0				
10- 1	1- 0	2- 0	AWAY	4- 1	1- 0	2- 0				
1- 0	0- 0	0- 0	NEUTRAL	0- 0	1- 0	0- 0				
13- 1	3- 1	2- 0	NON-CONFERENCE	4- 0	2- 0	2- 0				
9- 1	3- 1	1- 0	HOME	2- 0	1- 0	2- 0				
3- 0	0- 0	1- 0	AWAY	2- 0	0- 0	0- 0				
1- 0	0- 0	0- 0	NEUTRAL	0- 0	1- 0	0- 0				
15- 1	4- 0	2- 0	CONFERENCE	4- 1	2- 0	3- 0				
8- 0	3- 0	1- 0	HOME	2- 0	1- 0	1- 0				
7- 1	1- 0	1- 0	AWAY	2- 1	1- 0	2- 0				
0- 0	0- 0	0- 0	NEUTRAL	0- 0	0- 0	0- 0				

RPI	S	Opponent	Score	RPI	S	Opponent	Score	RPI	S	Opponent	Score	RPI	S	Opponent	Score
2	H	Tennessee	88 77	29	A	Syracuse	85 74	57	H	Michigan	70 50	102	N	Kansas	89 47
5	H	UConn	58 76	31	H	Quinnipiac	112 52	70	A	North Carolina St.	67 60	105	A	Boston College	89 56
6	H	Maryland	92 72	33	H	Pittsburgh	87 59	78	A	Miami (FL)	63 78	105	H	Boston College	104 58
8	H	Louisville	68 52	49	A	DePaul	94 93	84	A	Georgia Tech	71 61	130	H	Harvard	97 43
10	H	Florida St.	74 68					84	H	Georgia Tech	89 76	179	H	Holy Cross	104 29
12	A	North Carolina	89 79					86	A	Michigan St.	71 63	185	A	Clemson	74 36
13	H	Duke	63 50					91	H	Saint Joseph's	64 50	207	H	Wake Forest	92 63
19	H	Chattanooga	88 53					94	A	UCLA	82 67	223	A	Virginia Tech	74 50
								100	H	Virginia	75 54	224	H	UMass Lowell	105 51
LAST 12 Division I GAMES:															
				70	A	North Carolina St.	67 60								
				33	H	Pittsburgh	87 59								
				8	H	Louisville	68 52								
				84	A	Georgia Tech	71 61								
				13	H	Duke	63 50								
				105	A	Boston College	89 56								
								100	H	Virginia	75 54				
								207	H	Wake Forest	92 63				
								223	A	Virginia Tech	74 50				
								185	A	Clemson	74 36				
								84	H	Georgia Tech	89 76				
								2	H	Tennessee	88 77				

Non-Div I Games:

Notre Dame

Loss, Non-Conf, S Site, H Home A Away N Neutral

Oakland

Through Games Of March 1, 2015

Average RPI Win:	230	WON-LOST	WINNING	LAST 10	STRENGTH OF	OPP. STRENGTH	TEAM	ADJ.	CONF.	ADJ CONF.
Average RPI Loss:	145	RECORD	PCT. RANK	GAMES	SCHEDULE	OF SCHEDULE	RPI	RPI	RPI	RPI
DIV. I ONLY	9- 17	256	2- 8	195	170	236	236	12	12	
DIV. I NON-CONF.	4- 7	221	0- 0	326	194	267	267	13	13	
TOTALS	RPI 1-25	RPI 26-50	W-L RECORDS	RPI 51-100	RPI 101-150	RPI 150+				
9- 17	1- 1	0- 0	OVERALL	1- 5	0- 3	7- 8				
5- 5	0- 1	0- 0	HOME	1- 1	0- 1	4- 2				
4- 12	1- 0	0- 0	AWAY	0- 4	0- 2	3- 6				
0- 0	0- 0	0- 0	NEUTRAL	0- 0	0- 0	0- 0				
4- 7	0- 0	0- 0	NON-CONFERENCE	0- 2	0- 1	4- 4				
2- 1	0- 0	0- 0	HOME	0- 0	0- 0	2- 1				
2- 6	0- 0	0- 0	AWAY	0- 2	0- 1	2- 3				
0- 0	0- 0	0- 0	NEUTRAL	0- 0	0- 0	0- 0				
5- 10	1- 1	0- 0	CONFERENCE	1- 3	0- 2	3- 4				
3- 4	0- 1	0- 0	HOME	1- 1	0- 1	2- 1				
2- 6	1- 0	0- 0	AWAY	0- 2	0- 1	1- 3				
0- 0	0- 0	0- 0	NEUTRAL	0- 0	0- 0	0- 0				

RPI 1-25				RPI 26-50				RPI 51-100				RPI 101+ Team's RPI: 236			
RPI	S	Opponent	Score	RPI	S	Opponent	Score	RPI	S	Opponent	Score	RPI	S	Opponent	Score
22	A	Green Bay	70 67					69	A	Youngstown St.	54 76	118	A	Cleveland St.	74 80
22	H	Green Bay	55 70					69	H	Youngstown St.	85 82	118	H	Cleveland St.	64 72
								78	A	Miami (FL)	53 66	137	A	Ball St.	50 75
								86	A	Michigan St.	64 79	152	A	Dartmouth	54 59
								95	A	Wright St.	66 92	156	A	Central Mich.	69 74
								95	H	Wright St.	89 108	158	H	Indiana	61 88
												204	A	Ill.-Chicago	54 64
												204	H	Ill.-Chicago	60 75
												235	A	Detroit	62 73
												235	H	Detroit	64 58
												259	A	A&M-Corpus Christi	61 54
												263	A	UCF	65 98
												268	A	Valparaiso	71 54
												276	A	Milwaukee	60 66
												276	H	Milwaukee	89 56
												283	H	Miami (OH)	65 51
												315	A	IPFW	92 84
												346	H	Chicago St.	66 40
LAST 12 Division I GAMES:															
204	A	Ill.-Chicago	54 64	276	A	Milwaukee	60 66								
22	H	Green Bay	55 70	22	A	Green Bay	70 67								
95	A	Wright St.	66 92	118	H	Cleveland St.	64 72								
235	H	Detroit	64 58	95	H	Wright St.	89 108								
118	A	Cleveland St.	74 80	69	H	Youngstown St.	85 82								
69	A	Youngstown St.	54 76	235	A	Detroit	62 73								

Non-Div I Games: Concordia (MI) 109 62 Rochester College 96 38

Oakland

Loss, Non-Conf, S Site, H Home A Away N Neutral

Average RPI Win:	200	WON-LOST	WINNING	LAST 10	STRENGTH OF	OPP. STRENGTH	TEAM	ADJ.	CONF.	ADJ CONF.
Average RPI Loss:	81	RECORD	PCT. RANK	GAMES	SCHEDULE	OF SCHEDULE	RPI	RPI	RPI	RPI
DIV. I ONLY	23- 4	20	9- 1	184	202	52	52	15	15	
DIV. I NON-CONF.	9- 2	35	0- 0	265	218	115	115	17	17	
TOTALS	RPI 1-25	RPI 26-50	W-L RECORDS	RPI 51-100	RPI 101-150	RPI 150+				
23- 4	0- 1	0- 0	OVERALL	2- 2	6- 1	15- 0				
12- 3	0- 1	0- 0	HOME	1- 1	3- 1	8- 0				
9- 1	0- 0	0- 0	AWAY	1- 1	3- 0	5- 0				
2- 0	0- 0	0- 0	NEUTRAL	0- 0	0- 0	2- 0				
9- 2	0- 1	0- 0	NON-CONFERENCE	0- 1	1- 0	8- 0				
5- 2	0- 1	0- 0	HOME	0- 1	1- 0	4- 0				
2- 0	0- 0	0- 0	AWAY	0- 0	0- 0	2- 0				
2- 0	0- 0	0- 0	NEUTRAL	0- 0	0- 0	2- 0				
14- 2	0- 0	0- 0	CONFERENCE	2- 1	5- 1	7- 0				
7- 1	0- 0	0- 0	HOME	1- 0	2- 1	4- 0				
7- 1	0- 0	0- 0	AWAY	1- 1	3- 0	3- 0				
0- 0	0- 0	0- 0	NEUTRAL	0- 0	0- 0	0- 0				

RPI 1-25				RPI 26-50				RPI 51-100 Team's RPI: 52				RPI 101+			
RPI	S	Opponent	Score	RPI	S	Opponent	Score	RPI	S	Opponent	Score	RPI	S	Opponent	Score
25	H	James Madison	62 69					72	H	East Carolina	68 76	104	H	Toledo	65 58
								79	A	Akron	71 55	118	H	Cleveland St.	71 64
								79	H	Akron	72 60	133	A	Eastern Mich.	82 59
								92	A	Western Mich.	51 61	133	H	Eastern Mich.	61 73
												134	A	Buffalo	61 50
												134	H	Buffalo	78 70
												137	A	Ball St.	60 53
												156	A	Central Mich.	74 66
												156	H	Central Mich.	71 51
												165	A	Northern Ky.	77 38
												176	N	La Salle	74 63
												192	N	Massachusetts	59 52
												235	H	Detroit	60 57
												243	H	Morehead St.	87 67
												249	H	Northern Ill.	67 40
												283	A	Miami (OH)	67 45
												290	H	Kent St.	58 44
												294	A	Bowling Green	71 46
												294	H	Bowling Green	67 47
												308	H	Wofford	84 37
												316	H	Manhattan	82 58
												328	A	Murray St.	111 60
LAST 12 Division I GAMES:															
294	H	Bowling Green	67 47	290	H	Kent St.	58 44								
134	H	Buffalo	78 70	156	A	Central Mich.	74 66								
79	A	Akron	71 55	79	H	Akron	72 60								
133	H	Eastern Mich.	61 73	137	A	Ball St.	60 53								
283	A	Miami (OH)	67 45	249	H	Northern Ill.	67 40								
294	A	Bowling Green	71 46	156	H	Central Mich.	71 51								

Non-Div I Games:

Ohio

■ Loss,
 ■ Non-Conf, S Site,
 ■ Home
 ■ Away
 N Neutral

Average RPI Win: 116	WON-LOST	WINNING	LAST 10	STRENGTH OF	OPP. STRENGTH	TEAM	ADJ.	CONF.	ADJ CONF.
Average RPI Loss: 50	RECORD	PCT. RANK	GAMES	SCHEDULE	OF SCHEDULE	RPI	RPI	RPI	RPI
DIV. I ONLY	21- 9	60	8- 2	32	11	35	35	4	4
DIV. I NON-CONF.	8- 4	92	0- 0	26	33	63	63	2	2
TOTALS	RPI 1-25	RPI 26-50	W-L RECORDS	RPI 51-100	RPI 101-150	RPI 150+			
21- 9	2- 2	4- 3	OVERALL	4- 4	4- 0	7- 0			
14- 3	1- 0	3- 2	HOME	4- 1	2- 0	4- 0			
5- 5	0- 2	1- 0	AWAY	0- 3	2- 0	2- 0			
2- 1	1- 0	0- 1	NEUTRAL	0- 0	0- 0	1- 0			
8- 4	1- 0	1- 2	NON-CONFERENCE	2- 2	1- 0	3- 0			
6- 2	0- 0	1- 1	HOME	2- 1	1- 0	2- 0			
0- 1	0- 0	0- 0	AWAY	0- 1	0- 0	0- 0			
2- 1	1- 0	0- 1	NEUTRAL	0- 0	0- 0	1- 0			
13- 5	1- 2	3- 1	CONFERENCE	2- 2	3- 0	4- 0			
8- 1	1- 0	2- 1	HOME	2- 0	1- 0	2- 0			
5- 4	0- 2	1- 0	AWAY	0- 2	2- 0	2- 0			
0- 0	0- 0	0- 0	NEUTRAL	0- 0	0- 0	0- 0			

RPI 1-25				RPI 26-50				Team's RPI: 35	RPI 51-100				RPI 101+			
RPI	S	Opponent	Score	RPI	S	Opponent	Score		RPI	S	Opponent	Score	RPI	S	Opponent	Score
6	A	Maryland	78 87	33	H	Pittsburgh	74 78		57	A	Michigan	94 100	120	A	Purdue	79 71
7	A	Iowa	65 73	34	H	Northwestern	73 64		57	H	Michigan	77 73	120	H	Purdue	92 60
7	H	Iowa	100 82	36	A	Nebraska	78 60		65	H	Georgia	59 67	129	H	VCU	96 86
15	N	FGCU	90 83	39	H	Minnesota	72 76		65	H	West Virginia	96 54	142	A	Wisconsin	85 73
				42	H	Rutgers	85 68		86	H	Michigan St.	76 62	158	A	Indiana	103 49
				44	N	Wichita St.	55 70		92	H	Western Mich.	83 46	158	H	Indiana	78 70
				47	H	Arkansas St.	67 52		98	A	Illinois	55 66	185	N	Clemson	86 77
									100	A	Virginia	82 87	188	H	Winthrop	66 52
													219	A	Penn St.	88 70
													219	H	Penn St.	69 60
													320	H	Saint Francis (PA)	113 97
LAST 12 Division I GAMES:																
36	A	Nebraska	78 60	158	H	Indiana	78 70		7	A	Iowa	65 73				
219	A	Penn St.	88 70	86	H	Michigan St.	76 62		142	A	Wisconsin	85 73				
7	H	Iowa	100 82	120	A	Purdue	79 71		219	H	Penn St.	69 60				
120	H	Purdue	92 60													
98	A	Illinois	55 66													
57	H	Michigan	77 73													

Non-Div I Games:

Ohio St.

■ Loss,
 ■ Non-Conf, S Site,
 ■ Home
 ■ Away
 N Neutral

Oklahoma

Through Games Of March 1, 2015

Average RPI Win:	104	WON-LOST	WINNING	LAST 10	STRENGTH OF	OPP. STRENGTH	TEAM	ADJ.	CONF.	ADJ CONF.
Average RPI Loss:	37	RECORD	PCT. RANK	GAMES	SCHEDULE	OF SCHEDULE	RPI	RPI	RPI	RPI
DIV. I ONLY	18- 10	87	5- 5	8	2	21	21	1	1	
DIV. I NON-CONF.	6- 5	145	0- 0	60	13	73	73	1	1	
TOTALS	RPI 1-25	RPI 26-50	W-L RECORDS	RPI 51-100	RPI 101-150	RPI 150+				
18- 10	2- 4	3- 4	OVERALL	6- 1	4- 1	3- 0				
12- 1	2- 0	3- 0	HOME	3- 0	2- 1	2- 0				
5- 7	0- 3	0- 3	AWAY	2- 1	2- 0	1- 0				
1- 2	0- 1	0- 1	NEUTRAL	1- 0	0- 0	0- 0				
6- 5	0- 2	1- 3	NON-CONFERENCE	1- 0	1- 0	3- 0				
4- 0	0- 0	1- 0	HOME	0- 0	1- 0	2- 0				
1- 3	0- 1	0- 2	AWAY	0- 0	0- 0	1- 0				
1- 2	0- 1	0- 1	NEUTRAL	1- 0	0- 0	0- 0				
12- 5	2- 2	2- 1	CONFERENCE	5- 1	3- 1	0- 0				
8- 1	2- 0	2- 0	HOME	3- 0	1- 1	0- 0				
4- 4	0- 2	0- 1	AWAY	2- 1	2- 0	0- 0				
0- 0	0- 0	0- 0	NEUTRAL	0- 0	0- 0	0- 0				

RPI	S	Opponent	Score	RPI	S	Opponent	Score	RPI	S	Opponent	Score	RPI	S	Opponent	Score
3	A	Baylor	66 89	27	N	South Fla.	68 83	63	A	TCU	97 81	102	A	Kansas	69 57
3	H	Baylor	68 64	30	H	Washington	90 80	63	H	TCU	77 54	102	H	Kansas	58 65
9	N	Kentucky	88 92	37	A	UALR	62 66	65	A	West Virginia	69 78	111	H	Yale	71 54
13	A	Duke	72 92	43	A	Iowa St.	76 84	65	H	West Virginia	71 60	121	A	Texas Tech	75 58
23	A	Texas	81 84	43	H	Iowa St.	75 66	73	A	Kansas St.	73 64	121	H	Texas Tech	70 64
23	H	Texas	70 59	45	H	Oklahoma St.	73 54	73	H	Kansas St.	66 58	189	H	Lamar	100 73
				46	A	Arkansas	64 71	98	N	Illinois	78 76	319	H	Bradley	104 55
												323	A	North Texas	68 39
LAST 12 Division I GAMES:															
102	H	Kansas	58 65	73	H	Kansas St.	66 58								
3	H	Baylor	68 64	43	H	Iowa St.	75 66								
73	A	Kansas St.	73 64	65	A	West Virginia	69 78								
43	A	Iowa St.	76 84	23	A	Texas	81 84								
63	H	TCU	77 54	121	H	Texas Tech	70 64								
3	A	Baylor	66 89	45	H	Oklahoma St.	73 54								

Non-Div I Games:

Oklahoma

■ Loss,
■ Non-Conf, S Site,
■ Home
■ Away
N Neutral

Average RPI Win:	155	WON-LOST	WINNING	LAST 10	STRENGTH OF	OPP. STRENGTH	TEAM	ADJ.	CONF.	ADJ CONF.
Average RPI Loss:	36	RECORD	PCT. RANK	GAMES	SCHEDULE	OF SCHEDULE	RPI	RPI	RPI	RPI
DIV. I ONLY	19- 9	73	7- 3	47	32	45	45	1	1	
DIV. I NON-CONF.	10- 1	17	0- 0	279	236	61	61	1	1	
TOTALS	RPI 1-25	RPI 26-50	W-L RECORDS	RPI 51-100	RPI 101-150	RPI 150+				
19- 9	1- 5	2- 0	OVERALL	3- 4	6- 0	7- 0				
13- 3	1- 1	1- 0	HOME	1- 2	4- 0	6- 0				
6- 6	0- 4	1- 0	AWAY	2- 2	2- 0	1- 0				
0- 0	0- 0	0- 0	NEUTRAL	0- 0	0- 0	0- 0				
10- 1	0- 1	0- 0	NON-CONFERENCE	1- 0	2- 0	7- 0				
8- 0	0- 0	0- 0	HOME	0- 0	2- 0	6- 0				
2- 1	0- 1	0- 0	AWAY	1- 0	0- 0	1- 0				
0- 0	0- 0	0- 0	NEUTRAL	0- 0	0- 0	0- 0				
9- 8	1- 4	2- 0	CONFERENCE	2- 4	4- 0	0- 0				
5- 3	1- 1	1- 0	HOME	1- 2	2- 0	0- 0				
4- 5	0- 3	1- 0	AWAY	1- 2	2- 0	0- 0				
0- 0	0- 0	0- 0	NEUTRAL	0- 0	0- 0	0- 0				

RPI 1-25				RPI 26-50				Team's RPI: 45				RPI 51-100				RPI 101+			
RPI	S	Opponent	Score	RPI	S	Opponent	Score	RPI	S	Opponent	Score	RPI	S	Opponent	Score	RPI	S	Opponent	Score
3	A	Baylor	45 61	43	A	Iowa St.	63 62	63	A	TCU	66 70	102	A	Kansas	65 57				
3	H	Baylor	52 69	43	H	Iowa St.	60 48	63	H	TCU	62 71	102	H	Kansas	80 76				
12	A	North Carolina	77 79					65	A	West Virginia	52 46	121	A	Texas Tech	47 44				
21	A	Oklahoma	54 73					65	H	West Virginia	49 61	121	H	Texas Tech	66 35				
23	A	Texas	42 59					73	A	Kansas St.	51 52	127	H	Texas St.	64 37				
23	H	Texas	66 60					73	H	Kansas St.	69 47	144	H	Missouri St.	77 36				
								90	A	Southern California	66 62	193	H	Texas Southern	77 58				
												214	H	Northwestern St.	89 44				
												252	A	Weber St.	55 49				
												275	H	Loyola Marymount	76 65				
												296	H	Morgan St.	73 43				
												318	H	New Orleans	84 33				
												339	H	Ark.-Pine Bluff	90 45				
LAST 12 Division I GAMES:																			
121	A	Texas Tech	47 44	102	A	Kansas	65 57												
23	A	Texas	42 59	3	H	Baylor	52 69												
102	H	Kansas	80 76	43	A	Iowa St.	63 62												
65	A	West Virginia	52 46	73	A	Kansas St.	51 52												
43	H	Iowa St.	60 48	63	H	TCU	62 71												
23	H	Texas	66 60	21	A	Oklahoma	54 73												

Non-Div I Games:

Oklahoma St.

■ Loss,
■ Non-Conf,
■ S Site,
■ H Home
■ A Away
N Neutral

Average RPI Win:	241	WON-LOST	WINNING	LAST 10	STRENGTH OF	OPP. STRENGTH	TEAM	ADJ.	CONF.	ADJ CONF.
Average RPI Loss:	102	RECORD	PCT. RANK	GAMES	SCHEDULE	OF SCHEDULE	RPI	RPI	RPI	RPI
DIV. I ONLY	17- 10	93	7- 3	231	131	148	148	17	17	
DIV. I NON-CONF.	7- 4	107	0- 0	180	94	131	131	18	18	
TOTALS	RPI 1-25	RPI 26-50	W-L RECORDS	RPI 51-100	RPI 101-150	RPI 150+				
17- 10	0- 3	0- 1	OVERALL	0- 2	2- 1	15- 3				
9- 6	0- 1	0- 1	HOME	0- 1	1- 1	8- 2				
6- 4	0- 2	0- 0	AWAY	0- 1	1- 0	5- 1				
2- 0	0- 0	0- 0	NEUTRAL	0- 0	0- 0	2- 0				
7- 4	0- 3	0- 0	NON-CONFERENCE	0- 0	1- 0	6- 1				
4- 2	0- 1	0- 0	HOME	0- 0	1- 0	3- 1				
1- 2	0- 2	0- 0	AWAY	0- 0	0- 0	1- 0				
2- 0	0- 0	0- 0	NEUTRAL	0- 0	0- 0	2- 0				
10- 6	0- 0	0- 1	CONFERENCE	0- 2	1- 1	9- 2				
5- 4	0- 0	0- 1	HOME	0- 1	0- 1	5- 1				
5- 2	0- 0	0- 0	AWAY	0- 1	1- 0	4- 1				
0- 0	0- 0	0- 0	NEUTRAL	0- 0	0- 0	0- 0				

RPI	S	Opponent	Score	RPI	S	Opponent	Score	RPI	S	Opponent	Score	RPI	S	Opponent	Score	Team's RPI: 148
8	A	Louisville	46 100	32	H	Western Ky.	60 76	60	H	Middle Tenn.	48 65	129	H	VCU	66 44	
13	H	Duke	66 82					87	A	Southern Miss.	53 70	138	H	Marshall	37 69	
24	A	California	59 79									139	A	Louisiana Tech	72 71	
												174	H	William & Mary	65 58	
												182	H	UTSA	51 52	
												184	H	UAB	58 46	
												203	A	Charlotte	67 82	
												203	H	Charlotte	66 57	
												204	N	Ill.-Chicago	61 55	
												212	A	Fla. Atlantic	72 44	
												223	A	Virginia Tech	69 62	
												240	H	Presbyterian	41 26	
												242	H	UTEP	79 50	
												267	A	Rice	62 55	
												267	H	Rice	83 68	
												269	H	Rider	56 59	
												283	N	Miami (OH)	69 63	
												323	A	North Texas	54 44	
												323	H	North Texas	70 48	
												335	A	FIU	80 67	
												343	H	Howard	75 54	
LAST 12 Division I GAMES:																
323	H	North Texas	70 48	203	A	Charlotte	67 82									
267	H	Rice	83 68	212	A	Fla. Atlantic	72 44									
139	A	Louisiana Tech	72 71	335	A	FIU	80 67									
87	A	Southern Miss.	53 70	184	H	UAB	58 46									
242	H	UTEP	79 50	60	H	Middle Tenn.	48 65									
182	H	UTSA	51 52	323	A	North Texas	54 44									

Non-Div I Games:

Old Dominion

■ Loss,
■ Non-Conf, S Site,
■ Home
■ Away
N Neutral

Average RPI Win:	204	WON-LOST	WINNING	LAST 10	STRENGTH OF	OPP. STRENGTH	TEAM	ADJ.	CONF.	ADJ CONF.
Average RPI Loss:	35	RECORD	PCT. RANK	GAMES	SCHEDULE	OF SCHEDULE	RPI	RPI	RPI	RPI
DIV. I ONLY	17- 12	117	3- 7	59	63	97	97	2	2	
DIV. I NON-CONF.	10- 3	52	0- 0	297	295	160	160	4	4	
TOTALS	RPI 1-25	RPI 26-50	W-L RECORDS	RPI 51-100	RPI 101-150	RPI 150+				
17- 12	1- 4	1- 4	OVERALL	3- 4	1- 0	11- 0				
13- 5	1- 3	1- 1	HOME	3- 1	0- 0	8- 0				
3- 7	0- 1	0- 3	AWAY	0- 3	1- 0	2- 0				
1- 0	0- 0	0- 0	NEUTRAL	0- 0	0- 0	1- 0				
10- 3	0- 1	0- 1	NON-CONFERENCE	1- 1	0- 0	9- 0				
8- 2	0- 1	0- 0	HOME	1- 1	0- 0	7- 0				
1- 1	0- 0	0- 1	AWAY	0- 0	0- 0	1- 0				
1- 0	0- 0	0- 0	NEUTRAL	0- 0	0- 0	1- 0				
7- 9	1- 3	1- 3	CONFERENCE	2- 3	1- 0	2- 0				
5- 3	1- 2	1- 1	HOME	2- 0	0- 0	1- 0				
2- 6	0- 1	0- 2	AWAY	0- 3	1- 0	1- 0				
0- 0	0- 0	0- 0	NEUTRAL	0- 0	0- 0	0- 0				

RPI 1-25				RPI 26-50				RPI 51-100				Team's RPI: 97	RPI 101+			
RPI	S	Opponent	Score	RPI	S	Opponent	Score	RPI	S	Opponent	Score		RPI	S	Opponent	Score
2	H	Tennessee	49 69	26	A	Mississippi St.	47 55	60	H	Middle Tenn.	65 71		147	A	Florida	64 57
3	H	Baylor	54 96	26	H	Mississippi St.	62 64	62	A	Vanderbilt	54 58		154	A	Auburn	51 46
4	H	South Carolina	59 77	28	A	Texas A&M	49 58	65	H	Georgia	55 52		183	H	Alabama	77 63
9	A	Kentucky	58 64	32	A	Western Ky.	69 98	71	A	LSU	41 70		238	N	Utah	52 38
9	H	Kentucky	67 59	46	H	Arkansas	71 57	71	H	LSU	58 57		244	H	Southern U.	91 68
								87	H	Southern Miss.	68 66		287	A	Nevada	77 66
								96	A	Missouri	58 72		289	H	Grambling	92 67
													310	H	Southeast Mo. St.	58 57
													321	H	Southeastern La.	79 71
													322	H	South Ala.	88 48
													344	H	Alabama A&M	71 47
													349	H	Mississippi Val.	91 38
LAST 12 Division I GAMES:																
26	A	Mississippi St.	47 55	62	A	Vanderbilt	54 58									
71	H	LSU	58 57	4	H	South Carolina	59 77									
9	H	Kentucky	67 59	71	A	LSU	41 70									
154	A	Auburn	51 46	26	H	Mississippi St.	62 64									
96	A	Missouri	58 72	28	A	Texas A&M	49 58									
2	H	Tennessee	49 69	65	H	Georgia	55 52									

Non-Div I Games:

Ole Miss

■ Loss,
 ■ Non-Conf,
 ■ S Site,
 ■ H Home
 ■ A Away
 N Neutral

O
m
a
h
a

O
m
a
h
a

Non-Div I Games:	Peru St.	68	54	Graceland (IA)	89	54
------------------	----------	----	----	----------------	----	----

Page 220

Oral Roberts

Through Games Of March 1, 2015

Average RPI Win:	221	WON-LOST	WINNING	LAST 10	STRENGTH OF	OPP. STRENGTH	TEAM	ADJ.	CONF.	ADJ CONF.
Average RPI Loss:	145	RECORD	PCT. RANK	GAMES	SCHEDULE	OF SCHEDULE	RPI	RPI	RPI	RPI
DIV. I ONLY	13- 14	186	6- 4	125	205	167	167	25	25	
DIV. I NON-CONF.	4- 7	221	0- 0	42	44	150	150	25	25	
TOTALS	RPI 1-25	RPI 26-50	W-L RECORDS	RPI 51-100	RPI 101-150	RPI 150+				
13- 14	0- 2	0- 1	OVERALL	1- 4	3- 1	9- 6				
10- 2	0- 0	0- 0	HOME	1- 1	3- 0	6- 1				
2- 11	0- 0	0- 0	AWAY	0- 0	0- 0	2- 0				
1- 1	0- 0	0- 0	NEUTRAL	0- 0	0- 0	1- 1				
4- 7	0- 2	0- 1	NON-CONFERENCE	0- 1	3- 1	1- 2				
3- 1	0- 0	0- 0	HOME	0- 0	3- 0	0- 1				
0- 5	0- 2	0- 1	AWAY	0- 1	0- 1	0- 0				
1- 1	0- 0	0- 0	NEUTRAL	0- 0	0- 0	1- 1				
9- 7	0- 0	0- 0	CONFERENCE	1- 3	0- 0	8- 4				
7- 1	0- 0	0- 0	HOME	1- 1	0- 0	6- 0				
2- 6	0- 0	0- 0	AWAY	0- 2	0- 0	2- 4				
0- 0	0- 0	0- 0	NEUTRAL	0- 0	0- 0	0- 0				

RPI 1-25				RPI 26-50				RPI 51-100				RPI 101+ Team's RPI: 167			
RPI	S	Opponent	Score	RPI	S	Opponent	Score	RPI	S	Opponent	Score	RPI	S	Opponent	Score
2	A	Tennessee	39 91	37	A	UALR	43 54	56	A	South Dakota St.	46 71	114	H	Tulsa	73 71
3	A	Baylor	60 101					56	H	South Dakota St.	52 66	133	H	Eastern Mich.	63 62
								73	A	Kansas St.	47 53	142	A	Wisconsin	52 70
								76	A	South Dakota	70 93	144	H	Missouri St.	70 57
								76	H	South Dakota	81 65	200	N	N.C. A&T	38 47
												226	A	IUPUI	52 85
												226	H	IUPUI	84 72
												229	A	Western Ill.	68 61
												229	H	Western Ill.	76 73
												250	N	Austin Peay	73 60
												260	A	North Dakota St.	64 77
												260	H	North Dakota St.	67 41
												273	H	Grand Canyon	51 54
												293	A	Omaha	66 52
												293	H	Omaha	74 53
												309	A	Denver	57 66
												309	H	Denver	65 44
												315	A	IPFW	63 73
												315	H	IPFW	84 56
LAST 12 Division I GAMES:															
315	H	IPFW	84 56	293	A	Omaha	66 52								
226	A	IUPUI	52 85	76	A	South Dakota	70 93								
229	A	Western Ill.	68 61	56	A	South Dakota St.	46 71								
56	H	South Dakota St.	52 66	293	H	Omaha	74 53								
260	H	North Dakota St.	67 41	229	H	Western Ill.	76 73								
309	H	Denver	65 44	226	H	IUPUI	84 72								

Non-Div I Games: Southwestern Christ88 49 St. Gregory's 86 61

Oral Roberts

Loss, Non-Conf, S Site, H Home A Away N Neutral

Oregon

Through Games Of March 1, 2015

Average RPI Win:	189	WON-LOST	WINNING	LAST 10	STRENGTH OF	OPP. STRENGTH	TEAM	ADJ.	CONF.	ADJ CONF.
Average RPI Loss:	71	RECORD	PCT. RANK	GAMES	SCHEDULE	OF SCHEDULE	RPI	RPI	RPI	RPI
DIV. I ONLY	13- 16	210	5- 5	87	42	166	166	5	5	
DIV. I NON-CONF.	7- 4	107	0- 0	295	127	209	209	5	5	
TOTALS	RPI 1-25	RPI 26-50	W-L RECORDS	RPI 51-100	RPI 101-150	RPI 150+				
13- 16	1- 6	0- 2	OVERALL	4- 4	0- 1	8- 3				
10- 7	1- 4	0- 1	HOME	2- 2	0- 0	7- 0				
3- 7	0- 2	0- 1	AWAY	2- 1	0- 1	1- 2				
0- 2	0- 0	0- 0	NEUTRAL	0- 1	0- 0	0- 1				
7- 4	0- 1	0- 0	NON-CONFERENCE	0- 2	0- 0	7- 1				
6- 2	0- 1	0- 0	HOME	0- 1	0- 0	6- 0				
1- 0	0- 0	0- 0	AWAY	0- 0	0- 0	1- 0				
0- 2	0- 0	0- 0	NEUTRAL	0- 1	0- 0	0- 1				
6- 12	1- 5	0- 2	CONFERENCE	4- 2	0- 1	1- 2				
4- 5	1- 3	0- 1	HOME	2- 1	0- 0	1- 0				
2- 7	0- 2	0- 1	AWAY	2- 1	0- 1	0- 2				
0- 0	0- 0	0- 0	NEUTRAL	0- 0	0- 0	0- 0				

RPI S	Opponent	Score	RPI S	Opponent	Score	RPI S	Opponent	Score	RPI S	Opponent	Score	Team's RPI: 166
11	A Oregon St.	37 70	30	A Washington	55 70	53	H Fresno St.	59 68	113	A Colorado	69 84	
11	H Oregon St.	48 77	30	H Washington	69 91	58	N American	64 72	156	N Central Mich.	67 73	
12	H North Carolina	59 76				74	A Washington St.	70 69	205	A Arizona	78 81	
17	A Arizona St.	58 70				74	H Washington St.	76 79	205	H Arizona	75 61	
17	H Arizona St.	52 72				90	A Southern California	54 70	211	H Navy	72 64	
20	H Stanford	62 55				90	H Southern California	63 57	228	H Santa Clara	92 88	
24	H California	59 74				94	A UCLA	62 46	238	A Utah	64 66	
						94	H UCLA	67 65	266	H Northern Ariz.	59 47	
									274	H Utah St.	100 77	
									282	A Portland	72 49	
									307	H Portland St.	63 56	
									311	H Seattle	70 44	
LAST 12 Division I GAMES:												
20	H Stanford	62 55	30	A Washington	55 70							
24	H California	59 74	74	A Washington St.	70 69							
113	A Colorado	69 84	90	H Southern California	63 57							
238	A Utah	64 66	94	H UCLA	67 65							
17	H Arizona St.	52 72	205	A Arizona	78 81							
205	H Arizona	75 61	17	A Arizona St.	58 70							

Non-Div I Games:

Oregon

■ Loss,
 ■ Non-Conf, S Site,
 ■ Home
 ■ Away
 N Neutral

Oregon St.

Through Games Of March 1, 2015

Average RPI Win:	129	WON-LOST	WINNING	LAST 10	STRENGTH OF	OPP. STRENGTH	TEAM	ADJ.	CONF.	ADJ CONF.
Average RPI Loss:	17	RECORD	PCT. RANK	GAMES	SCHEDULE	OF SCHEDULE	RPI	RPI	RPI	RPI
DIV. I ONLY	25- 3	11	8- 2	51	17	11	11	5	5	
DIV. I NON-CONF.	9- 1	21	0- 0	159	30	26	26	5	5	
TOTALS	RPI 1-25	RPI 26-50	W-L RECORDS	RPI 51-100	RPI 101-150	RPI 150+				
25- 3	4- 2	1- 1	OVERALL	7- 0	4- 0	9- 0				
12- 1	2- 1	1- 0	HOME	3- 0	1- 0	5- 0				
9- 2	2- 0	0- 0	AWAY	3- 0	1- 0	3- 0				
4- 0	0- 0	0- 0	NEUTRAL	1- 0	2- 0	1- 0				
9- 1	1- 1	0- 0	NON-CONFERENCE	1- 0	3- 0	4- 0				
4- 0	0- 0	0- 0	HOME	0- 0	1- 0	3- 0				
1- 1	1- 1	0- 0	AWAY	0- 0	0- 0	0- 0				
4- 0	0- 0	0- 0	NEUTRAL	1- 0	2- 0	1- 0				
16- 2	3- 1	1- 1	CONFERENCE	6- 0	1- 0	5- 0				
8- 1	2- 1	1- 0	HOME	3- 0	0- 0	2- 0				
8- 1	1- 0	0- 1	AWAY	3- 0	1- 0	3- 0				
0- 0	0- 0	0- 0	NEUTRAL	0- 0	0- 0	0- 0				

RPI	S	Opponent	Score	RPI	S	Opponent	Score	RPI	S	Opponent	Score	RPI	S	Opponent	Score
2	A	Tennessee	63 74	30	A	Washington	67 76	74	A	Washington St.	61 56	113	A	Colorado	66 44
12	A	North Carolina	70 55	30	H	Washington	75 67	74	H	Washington St.	73 70	122	N	Southern Ill.	71 55
17	A	Arizona St.	68 57					75	N	BYU	71 61	132	N	Butler	85 53
17	H	Arizona St.	70 64					90	A	Southern California	76 66	140	H	Sacramento St.	109 61
20	H	Stanford	58 69					90	H	Southern California	68 35	166	A	Oregon	77 48
24	H	California	73 55					94	A	UCLA	65 47	166	H	Oregon	70 37
								94	H	UCLA	82 64	202	H	Idaho	75 53
												205	A	Arizona	73 55
												205	H	Arizona	73 48
												238	A	Utah	52 42
												274	H	Utah St.	85 62
												282	H	Portland	87 65
												287	N	Nevada	73 50
LAST 12 Division I GAMES:															
24	H	California	73 55	74	A	Washington St.	61 56								
20	H	Stanford	58 69	30	A	Washington	67 76								
238	A	Utah	52 42	94	H	UCLA	82 64								
113	A	Colorado	66 44	90	H	Southern California	68 35								
205	H	Arizona	73 48	17	A	Arizona St.	68 57								
17	H	Arizona St.	70 64	205	A	Arizona	73 55								

Non-Div I Games: Concordia Portland 92 35

Oregon St.

■ Loss,
 ■ Non-Conf, S Site,
 ■ Home
 ■ Away
 N Neutral

Pacific

Through Games Of March 1, 2015

Average RPI Win:	181	WON-LOST	WINNING	LAST 10	STRENGTH OF	OPP. STRENGTH	TEAM	ADJ.	CONF.	ADJ CONF.
Average RPI Loss:	83	RECORD	PCT. RANK	GAMES	SCHEDULE	OF SCHEDULE	RPI	RPI	RPI	RPI
DIV. I ONLY	19- 8	58	7- 3	83	107	54	54	9	9	
DIV. I NON-CONF.	6- 3	92	0- 0	53	169	53	53	7	7	
TOTALS	RPI 1-25	RPI 26-50	W-L RECORDS	RPI 51-100	RPI 101-150	RPI 150+				
19- 8	0- 1	1- 1	OVERALL	4- 3	2- 1	12- 2				
9- 4	0- 1	0- 1	HOME	2- 1	1- 0	6- 1				
9- 4	0- 0	1- 0	AWAY	2- 2	0- 1	6- 1				
1- 0	0- 0	0- 0	NEUTRAL	0- 0	1- 0	0- 0				
6- 3	0- 1	0- 0	NON-CONFERENCE	1- 0	2- 1	3- 1				
3- 1	0- 1	0- 0	HOME	0- 0	1- 0	2- 0				
2- 2	0- 0	0- 0	AWAY	1- 0	0- 1	1- 1				
1- 0	0- 0	0- 0	NEUTRAL	0- 0	1- 0	0- 0				
13- 5	0- 0	1- 1	CONFERENCE	3- 3	0- 0	9- 1				
6- 3	0- 0	0- 1	HOME	2- 1	0- 0	4- 1				
7- 2	0- 0	1- 0	AWAY	1- 2	0- 0	5- 0				
0- 0	0- 0	0- 0	NEUTRAL	0- 0	0- 0	0- 0				

RPI 1-25				RPI 26-50				RPI 51-100				Team's RPI: 54		RPI 101+			
RPI	S	Opponent	Score	RPI	S	Opponent	Score	RPI	S	Opponent	Score			RPI	S	Opponent	Score
24	H	California	64 84	38	A	Gonzaga	71 59	51	A	San Diego	52 56			101	H	Montana	62 50
				38	H	Gonzaga	63 73	51	H	San Diego	53 63			106	A	Long Beach St.	43 53
								59	A	St. Mary's (CA)	88 86			123	N	New Mexico St.	67 62
								59	H	St. Mary's (CA)	61 48			153	A	UC Davis	53 60
								64	A	Hawaii	69 61			168	A	San Francisco	92 54
								75	A	BYU	72 89			168	H	San Francisco	79 91
								75	H	BYU	86 82			190	H	Iona	64 49
														217	A	Pepperdine	63 59
														217	H	Pepperdine	77 60
														228	A	Santa Clara	61 59
														228	H	Santa Clara	87 75
														274	H	Utah St.	70 62
														275	A	Loyola Marymount	84 61
														275	H	Loyola Marymount	89 69
														282	A	Portland	80 78
														282	H	Portland	71 69
														287	A	Nevada	64 53
LAST 12 Division I GAMES:																	
				168	H	San Francisco	79 91					59	H	St. Mary's (CA)	61 48		
				228	H	Santa Clara	87 75					275	A	Loyola Marymount	84 61		
				38	A	Gonzaga	71 59					217	A	Pepperdine	63 59		
				282	A	Portland	80 78					38	H	Gonzaga	63 73		
				75	H	BYU	86 82					282	H	Portland	71 69		
				51	H	San Diego	53 63					51	A	San Diego	52 56		

Non-Div I Games: Cal St. Stanislaus 98 67 Cal Maritime 70 23

Pacific

Loss, Non-Conf, S Site, H Home A Away N Neutral

Average RPI Win:	175	WON-LOST	WINNING	LAST 10	STRENGTH OF	OPP. STRENGTH	TEAM	ADJ.	CONF.	ADJ CONF.
Average RPI Loss:	84	RECORD	PCT. RANK	GAMES	SCHEDULE	OF SCHEDULE	RPI	RPI	RPI	RPI
DIV. I ONLY	17- 7	56	9- 1	81	97	55	55	7	7	
DIV. I NON-CONF.	8- 5	123	1- 1	95	116	92	92	10	10	
TOTALS	RPI 1-25	RPI 26-50	W-L RECORDS	RPI 51-100	RPI 101-150	RPI 150+				
17- 7	0- 2	0- 0	OVERALL	2- 2	5- 2	10- 1				
11- 3	0- 0	0- 0	HOME	2- 1	3- 2	6- 0				
6- 4	0- 2	0- 0	AWAY	0- 1	2- 0	4- 1				
0- 0	0- 0	0- 0	NEUTRAL	0- 0	0- 0	0- 0				
8- 5	0- 1	0- 0	NON-CONFERENCE	2- 2	1- 1	5- 1				
6- 2	0- 0	0- 0	HOME	2- 1	1- 1	3- 0				
2- 3	0- 1	0- 0	AWAY	0- 1	0- 0	2- 1				
0- 0	0- 0	0- 0	NEUTRAL	0- 0	0- 0	0- 0				
9- 2	0- 1	0- 0	CONFERENCE	0- 0	4- 1	5- 0				
5- 1	0- 0	0- 0	HOME	0- 0	2- 1	3- 0				
4- 1	0- 1	0- 0	AWAY	0- 0	2- 0	2- 0				
0- 0	0- 0	0- 0	NEUTRAL	0- 0	0- 0	0- 0				

RPI 1-25				RPI 26-50				RPI 51-100 Team's RPI: 55				RPI 101+			
RPI	S	Opponent	Score	RPI	S	Opponent	Score	RPI	S	Opponent	Score	RPI	S	Opponent	Score
2	A	Tennessee	52 97					61	A	Drexel	58 67	109	H	Hampton	43 58
16	A	Princeton	54 83					77	H	Villanova	44 70	111	A	Yale	61 42
								91	H	Saint Joseph's	65 51	111	H	Yale	59 33
								93	H	Richmond	49 47	117	H	Cornell	49 60
												130	A	Harvard	74 69
												130	H	Harvard	71 61
												131	H	Temple	52 50
												152	A	Dartmouth	55 39
												152	H	Dartmouth	63 46
												176	H	La Salle	57 29
												201	H	New Hampshire	74 39
												208	A	Lafayette	57 60
												211	A	Navy	60 51
												215	A	Brown	83 75
												215	H	Brown	75 58
												270	H	UMBC	69 63
												295	A	NJIT	59 29
												299	H	Columbia	78 57
LAST 12 Division I GAMES:															
111	H	Yale	59 33	299	H	Columbia	78 57								
215	H	Brown	75 58	117	H	Cornell	49 60								
152	H	Dartmouth	63 46	130	A	Harvard	74 69								
130	H	Harvard	71 61	152	A	Dartmouth	55 39								
215	A	Brown	83 75	295	A	NJIT	59 29								
111	A	Yale	61 42	77	H	Villanova	44 70								

Non-Div I Games: King's (PA) 85 20

Penn

Average RPI Win:	193	WON-LOST	WINNING	LAST 10	STRENGTH OF	OPP. STRENGTH	TEAM	ADJ.	CONF.	ADJ CONF.
Average RPI Loss:	69	RECORD	PCT. RANK	GAMES	SCHEDULE	OF SCHEDULE	RPI	RPI	RPI	RPI
DIV. I ONLY	6- 23	313	2- 8	19	58	219	219	4	4	
DIV. I NON-CONF.	3- 8	263	0- 0	69	225	243	243	2	2	
TOTALS	RPI 1-25	RPI 26-50	W-L RECORDS	RPI 51-100	RPI 101-150	RPI 150+				
6- 23	0- 3	1- 10	OVERALL	0- 5	1- 3	4- 2				
5- 11	0- 1	1- 5	HOME	0- 3	0- 2	4- 0				
1- 10	0- 2	0- 5	AWAY	0- 1	1- 1	0- 1				
0- 2	0- 0	0- 0	NEUTRAL	0- 1	0- 0	0- 1				
3- 8	0- 0	0- 3	NON-CONFERENCE	0- 2	0- 1	3- 2				
3- 4	0- 0	0- 2	HOME	0- 1	0- 1	3- 0				
0- 2	0- 0	0- 1	AWAY	0- 0	0- 0	0- 1				
0- 2	0- 0	0- 0	NEUTRAL	0- 1	0- 0	0- 1				
3- 15	0- 3	1- 7	CONFERENCE	0- 3	1- 2	1- 0				
2- 7	0- 1	1- 3	HOME	0- 2	0- 1	1- 0				
1- 8	0- 2	0- 4	AWAY	0- 1	1- 1	0- 0				
0- 0	0- 0	0- 0	NEUTRAL	0- 0	0- 0	0- 0				

RPI 1-25				RPI 26-50				RPI 51-100				RPI 101+ Team's RPI: 219			
RPI	S	Opponent	Score	RPI	S	Opponent	Score	RPI	S	Opponent	Score	RPI	S	Opponent	Score
6	A	Maryland	34 65	27	H	South Fla.	87 90	57	A	Michigan	53 89	120	A	Purdue	54 50
6	H	Maryland	62 77	29	A	Syracuse	39 61	81	N	Liberty	68 80	142	A	Wisconsin	46 65
7	A	Iowa	52 77	34	H	Northwestern	76 75	82	H	Albany (NY)	53 54	142	H	Wisconsin	56 62
				35	A	Ohio St.	60 69	86	H	Michigan St.	67 74	146	H	St. Bonaventure	54 56
				35	H	Ohio St.	70 88	98	H	Illinois	76 91	158	H	Indiana	79 75
				36	A	Nebraska	45 73					170	A	Hartford	57 62
				39	A	Minnesota	64 75					194	N	Samford	56 59
				39	H	Minnesota	77 85					241	H	Towson	71 64
				40	H	Seton Hall	70 75					269	H	Rider	85 51
				42	A	Rutgers	65 76					333	H	Wagner	96 66
				42	H	Rutgers	51 71								
LAST 12 Division I GAMES:															
142	H	Wisconsin	56 62	6	H	Maryland	62 77								
35	H	Ohio St.	70 88	42	A	Rutgers	65 76								
6	A	Maryland	34 65	39	A	Minnesota	64 75								
39	H	Minnesota	77 85	34	H	Northwestern	76 75								
86	H	Michigan St.	67 74	158	H	Indiana	79 75								
120	A	Purdue	54 50	35	A	Ohio St.	60 69								

Non-Div I Games:

Penn St.

■ Loss,
 ■ Non-Conf, S Site,
 ■ Home
 ■ Away
 N Neutral

Pepperdine

Through Games Of March 1, 2015

Average RPI Win:	232	WON-LOST	WINNING	LAST 10	STRENGTH OF	OPP. STRENGTH	TEAM	ADJ.	CONF.	ADJ CONF.
Average RPI Loss:	103	RECORD	PCT. RANK	GAMES	SCHEDULE	OF SCHEDULE	RPI	RPI	RPI	RPI
DIV. I ONLY	8- 21	289	2- 8	67	124	217	217	9	9	
DIV. I NON-CONF.	5- 6	177	0- 0	58	219	96	96	7	7	
TOTALS	RPI 1-25	RPI 26-50	W-L RECORDS	RPI 51-100	RPI 101-150	RPI 150+				
8- 21	0- 1	0- 3	OVERALL	0- 11	2- 1	6- 5				
2- 10	0- 0	0- 1	HOME	0- 6	0- 1	2- 2				
5- 11	0- 1	0- 2	AWAY	0- 5	1- 0	4- 3				
1- 0	0- 0	0- 0	NEUTRAL	0- 0	1- 0	0- 0				
5- 6	0- 1	0- 1	NON-CONFERENCE	0- 3	2- 1	3- 0				
0- 3	0- 0	0- 0	HOME	0- 2	0- 1	0- 0				
4- 3	0- 1	0- 1	AWAY	0- 1	1- 0	3- 0				
1- 0	0- 0	0- 0	NEUTRAL	0- 0	1- 0	0- 0				
3- 15	0- 0	0- 2	CONFERENCE	0- 8	0- 0	3- 5				
2- 7	0- 0	0- 1	HOME	0- 4	0- 0	2- 2				
1- 8	0- 0	0- 1	AWAY	0- 4	0- 0	1- 3				
0- 0	0- 0	0- 0	NEUTRAL	0- 0	0- 0	0- 0				

RPI 1-25				RPI 26-50				RPI 51-100				RPI 101+ Team's RPI: 217			
RPI	S	Opponent	Score	RPI	S	Opponent	Score	RPI	S	Opponent	Score	RPI	S	Opponent	Score
7	A	Iowa	68 97	36	A	Nebraska	65 100	51	A	San Diego	55 72	106	H	Long Beach St.	69 78
				38	A	Gonzaga	64 73	51	H	San Diego	64 68	126	N	UT Martin	59 58
				38	H	Gonzaga	56 78	54	A	Pacific	60 77	136	A	Cal Poly	76 69
								54	H	Pacific	59 63	168	A	San Francisco	76 65
								59	A	St. Mary's (CA)	68 73	168	H	San Francisco	58 69
								59	H	St. Mary's (CA)	49 53	228	A	Santa Clara	66 84
								75	A	BYU	58 77	228	H	Santa Clara	54 65
								75	H	BYU	78 84	266	A	Northern Ariz.	66 63
								82	H	Albany (NY)	36 62	272	A	UC Irvine	76 53
								89	H	Army	44 56	275	A	Loyola Marymount	57 74
								99	A	CSUN	48 74	275	H	Loyola Marymount	98 91
												282	A	Portland	61 80
												282	H	Portland	76 72
												330	A	UC Santa Barbara	66 44
LAST 12 Division I GAMES:															
275	A	Loyola Marymount	57 74	75	A	BYU	58 77								
168	A	San Francisco	76 65	59	H	St. Mary's (CA)	49 53								
228	A	Santa Clara	66 84	54	H	Pacific	59 63								
38	H	Gonzaga	56 78	228	H	Santa Clara	54 65								
282	H	Portland	76 72	168	H	San Francisco	58 69								
51	A	San Diego	55 72	282	A	Portland	61 80								

Non-Div I Games:

Pepperdine

Loss, Non-Conf, S Site, H Home A Away N Neutral

Pittsburgh

Through Games Of March 1, 2015

Average RPI Win:	147	WON-LOST	WINNING	LAST 10	STRENGTH OF	OPP. STRENGTH	TEAM	ADJ.	CONF.	ADJ CONF.
Average RPI Loss:	19	RECORD	PCT. RANK	GAMES	SCHEDULE	OF SCHEDULE	RPI	RPI	RPI	RPI
DIV. I ONLY	19- 10	81	6- 4	14	40	33	33	3	3	
DIV. I NON-CONF.	10- 3	52	0- 0	62	145	48	48	3	3	
TOTALS	RPI 1-25	RPI 26-50	W-L RECORDS	RPI 51-100	RPI 101-150	RPI 150+				
19- 10	1- 7	1- 3	OVERALL	7- 0	2- 0	8- 0				
15- 3	1- 2	0- 1	HOME	5- 0	2- 0	7- 0				
4- 7	0- 5	1- 2	AWAY	2- 0	0- 0	1- 0				
0- 0	0- 0	0- 0	NEUTRAL	0- 0	0- 0	0- 0				
10- 3	0- 2	1- 1	NON-CONFERENCE	3- 0	1- 0	5- 0				
9- 1	0- 1	0- 0	HOME	3- 0	1- 0	5- 0				
1- 2	0- 1	1- 1	AWAY	0- 0	0- 0	0- 0				
0- 0	0- 0	0- 0	NEUTRAL	0- 0	0- 0	0- 0				
9- 7	1- 5	0- 2	CONFERENCE	4- 0	1- 0	3- 0				
6- 2	1- 1	0- 1	HOME	2- 0	1- 0	2- 0				
3- 5	0- 4	0- 1	AWAY	2- 0	0- 0	1- 0				
0- 0	0- 0	0- 0	NEUTRAL	0- 0	0- 0	0- 0				

RPI 1-25				RPI 26-50				Team's RPI: 33	RPI 51-100				RPI 101+			
RPI	S	Opponent	Score	RPI	S	Opponent	Score		RPI	S	Opponent	Score	RPI	S	Opponent	Score
1	A	Notre Dame	59 87	29	A	Syracuse	54 68		57	H	Michigan	85 64	105	H	Boston College	78 70
8	A	Louisville	35 48	29	H	Syracuse	60 68		61	H	Drexel	72 53	137	H	Ball St.	59 47
8	H	Louisville	57 63	35	A	Ohio St.	78 74		69	H	Youngstown St.	78 52	185	H	Clemson	61 56
10	A	Florida St.	43 58	48	A	Duquesne	77 87		70	A	North Carolina St.	60 50	195	H	Radford	72 47
12	H	North Carolina	84 59						78	H	Miami (FL)	81 66	207	A	Wake Forest	65 41
13	A	Duke	45 62						84	A	Georgia Tech	75 72	223	H	Virginia Tech	53 35
16	H	Princeton	43 59						100	H	Virginia	68 63	234	H	Niagara	70 54
25	A	James Madison	64 80										277	H	Loyola Maryland	84 46
LAST 12 Division I GAMES:																
185	H	Clemson	61 56	8	A	Louisville	35 48									
1	A	Notre Dame	59 87	70	A	North Carolina St.	60 50									
29	A	Syracuse	54 68	78	H	Miami (FL)	81 66									
100	H	Virginia	68 63	13	A	Duke	45 62									
207	A	Wake Forest	65 41	105	H	Boston College	78 70									
223	H	Virginia Tech	53 35	29	H	Syracuse	60 68									

Non-Div I Games:

Pittsburgh

■ Loss,
■ Non-Conf, S Site,
■ Home
■ Away
N Neutral

Average RPI Win:	259	WON-LOST	WINNING	LAST 10	STRENGTH OF	OPP. STRENGTH	TEAM	ADJ.	CONF.	ADJ CONF.
Average RPI Loss:	118	RECORD	PCT. RANK	GAMES	SCHEDULE	OF SCHEDULE	RPI	RPI	RPI	RPI
DIV. I ONLY	4- 25	331	0- 10	92	104	282	282	9	9	
DIV. I NON-CONF.	2- 9	297	0- 0	126	157	275	275	7	7	
TOTALS	RPI 1-25	RPI 26-50	W-L RECORDS	RPI 51-100	RPI 101-150	RPI 150+				
4- 25	0- 1	0- 3	OVERALL	0- 9	0- 4	4- 8				
3- 10	0- 0	0- 2	HOME	0- 4	0- 1	3- 3				
0- 15	0- 0	0- 1	AWAY	0- 0	0- 1	0- 1				
1- 0	0- 0	0- 0	NEUTRAL	0- 0	0- 0	1- 0				
2- 9	0- 1	0- 1	NON-CONFERENCE	0- 1	0- 4	2- 2				
1- 3	0- 0	0- 1	HOME	0- 0	0- 1	1- 1				
0- 6	0- 1	0- 0	AWAY	0- 1	0- 3	0- 1				
1- 0	0- 0	0- 0	NEUTRAL	0- 0	0- 0	1- 0				
2- 16	0- 0	0- 2	CONFERENCE	0- 8	0- 0	2- 6				
2- 7	0- 0	0- 1	HOME	0- 4	0- 0	2- 2				
0- 9	0- 0	0- 1	AWAY	0- 4	0- 0	0- 4				
0- 0	0- 0	0- 0	NEUTRAL	0- 0	0- 0	0- 0				

RPI 1-25				RPI 26-50				RPI 51-100				RPI 101+				Team's RPI: 282	
RPI	S	Opponent	Score	RPI	S	Opponent	Score	RPI	S	Opponent	Score	RPI	S	Opponent	Score		
11	A	Oregon St.	65 87	30	H	Washington	45 80	51	A	San Diego	72 80	101	H	Montana	55 69		
				38	A	Gonzaga	57 79	51	H	San Diego	65 87	135	A	Boise St.	58 94		
				38	H	Gonzaga	63 85	54	A	Pacific	69 71	136	A	Cal Poly	67 76		
								54	H	Pacific	78 80	143	A	Eastern Wash.	65 72		
								59	A	St. Mary's (CA)	53 66	166	H	Oregon	49 72		
								59	H	St. Mary's (CA)	58 62	168	A	San Francisco	68 85		
								75	A	BYU	63 65	168	H	San Francisco	44 79		
								75	H	BYU	79 83	217	A	Pepperdine	72 76		
								99	A	CSUN	41 45	217	H	Pepperdine	80 61		
												228	A	Santa Clara	68 83		
												228	H	Santa Clara	55 64		
												238	N	Utah	58 50		
												275	A	Loyola Marymount	73 77		
												275	H	Loyola Marymount	83 65		
												287	A	Nevada	59 84		
												307	H	Portland St.	91 63		
LAST 12 Division I GAMES:																	
				51	A	San Diego	72 80	228	H	Santa Clara	55 64						
				75	A	BYU	63 65	168	H	San Francisco	44 79						
				59	H	St. Mary's (CA)	58 62	38	H	Gonzaga	63 85						
				54	H	Pacific	78 80	59	A	St. Mary's (CA)	53 66						
				275	A	Loyola Marymount	73 77	54	A	Pacific	69 71						
				217	A	Pepperdine	72 76	217	H	Pepperdine	80 61						

Non-Div I Games:

Portland

■ Loss,
■ Non-Conf,
■ S Site,
■ H Home
■ A Away
N Neutral

Average RPI Win:	225	WON-LOST	WINNING	LAST 10	STRENGTH OF	OPP. STRENGTH	TEAM	ADJ.	CONF.	ADJ CONF.
Average RPI Loss:	169	RECORD	PCT. RANK	GAMES	SCHEDULE	OF SCHEDULE	RPI	RPI	RPI	RPI
DIV. I ONLY	3- 22	337	0- 6	145	253	307	307	21	21	
DIV. I NON-CONF.	2- 7	290	0- 1	89	246	226	226	21	21	
TOTALS	RPI 1-25	RPI 26-50	W-L RECORDS	RPI 51-100	RPI 101-150	RPI 150+				
3- 22	0- 1	0- 1	OVERALL	0- 1	0- 6	3- 13				
2- 8	0- 0	0- 0	HOME	0- 1	0- 3	2- 4				
1- 14	0- 0	0- 1	AWAY	0- 0	0- 0	1- 0				
0- 0	0- 0	0- 0	NEUTRAL	0- 0	0- 0	0- 0				
2- 7	0- 1	0- 1	NON-CONFERENCE	0- 1	0- 1	2- 3				
1- 2	0- 0	0- 0	HOME	0- 1	0- 1	1- 0				
1- 5	0- 1	0- 1	AWAY	0- 0	0- 0	1- 3				
0- 0	0- 0	0- 0	NEUTRAL	0- 0	0- 0	0- 0				
1- 15	0- 0	0- 0	CONFERENCE	0- 0	0- 5	1- 10				
1- 6	0- 0	0- 0	HOME	0- 0	0- 2	1- 4				
0- 9	0- 0	0- 0	AWAY	0- 0	0- 3	0- 6				
0- 0	0- 0	0- 0	NEUTRAL	0- 0	0- 0	0- 0				

RPI 1-25				RPI 26-50				RPI 51-100				RPI 101+ Team's RPI: 307			
RPI	S	Opponent	Score	RPI	S	Opponent	Score	RPI	S	Opponent	Score	RPI	S	Opponent	Score
16	A	Princeton	33 104	38	A	Gonzaga	41 73	76	H	South Dakota	57 86	101	A	Montana	31 72
												106	H	Long Beach St.	58 62
												140	A	Sacramento St.	77 123
												140	H	Sacramento St.	60 92
												143	A	Eastern Wash.	54 101
												143	H	Eastern Wash.	63 77
												151	A	Northern Colo.	50 90
												151	H	Northern Colo.	54 68
												164	A	North Dakota	45 76
												164	H	North Dakota	73 70
												166	A	Oregon	56 63
												186	A	Montana St.	46 63
												202	A	Idaho	49 77
												202	H	Idaho	49 69
												211	H	Navy	56 50
												237	H	Idaho St.	53 65
												239	A	Southern Utah	74 86
												252	H	Weber St.	51 60
												266	A	Northern Ariz.	46 94
												282	A	Portland	63 91
												299	A	Columbia	71 66
												311	A	Seattle	47 54
LAST 12 Division I GAMES:															
				38	A	Gonzaga	41 73					140	H	Sacramento St.	60 92
				140	A	Sacramento St.	77 123					186	A	Montana St.	46 63
				151	A	Northern Colo.	50 90					101	A	Montana	31 72
				164	A	North Dakota	45 76					237	H	Idaho St.	53 65
				143	H	Eastern Wash.	63 77					252	H	Weber St.	51 60
				202	H	Idaho	49 69					202	A	Idaho	49 77

Non-Div I Games: Corban 64 74 Western Wash. 64 75

Portland St.

Loss, Non-Conf, S Site, H Home A Away N Neutral

Prairie View

Through Games Of March 1, 2015

Average RPI Win:	308	WON-LOST	WINNING	LAST 10	STRENGTH OF	OPP. STRENGTH	TEAM	ADJ.	CONF.	ADJ CONF.
Average RPI Loss:	155	RECORD	PCT. RANK	GAMES	SCHEDULE	OF SCHEDULE	RPI	RPI	RPI	RPI
DIV. I ONLY	12- 14	203	4- 4	309	296	231	231	33	33	
DIV. I NON-CONF.	2- 9	297	0- 1	72	25	178	178	31	31	
TOTALS	RPI 1-25	RPI 26-50	W-L RECORDS	RPI 51-100	RPI 101-150	RPI 150+				
12- 14	0- 3	0- 1	OVERALL	0- 2	0- 1	12- 7				
6- 1	0- 0	0- 0	HOME	0- 0	0- 0	6- 1				
6- 11	0- 0	0- 0	AWAY	0- 1	0- 0	6- 4				
0- 2	0- 2	0- 0	NEUTRAL	0- 0	0- 0	0- 0				
2- 9	0- 3	0- 1	NON-CONFERENCE	0- 2	0- 1	2- 2				
0- 0	0- 0	0- 0	HOME	0- 0	0- 0	0- 0				
2- 7	0- 1	0- 1	AWAY	0- 2	0- 1	2- 2				
0- 2	0- 2	0- 0	NEUTRAL	0- 0	0- 0	0- 0				
10- 5	0- 0	0- 0	CONFERENCE	0- 0	0- 0	10- 5				
6- 1	0- 0	0- 0	HOME	0- 0	0- 0	6- 1				
4- 4	0- 0	0- 0	AWAY	0- 0	0- 0	4- 4				
0- 0	0- 0	0- 0	NEUTRAL	0- 0	0- 0	0- 0				

RPI 1-25				RPI 26-50				RPI 51-100				RPI 101+ Team's RPI: 231			
RPI	S	Opponent	Score	RPI	S	Opponent	Score	RPI	S	Opponent	Score	RPI	S	Opponent	Score
3	A	Baylor	64 108	28	A	Texas A&M	41 59	63	A	TCU	50 56	128	A	Stephen F. Austin	73 83
12	N	North Carolina	45 81					64	A	Hawaii	58 72	193	A	Texas Southern	55 70
20	N	Stanford	45 88									193	H	Texas Southern	63 61
												242	A	UTEP	48 86
												244	A	Southern U.	51 67
												267	A	Rice	58 70
												278	A	Houston	61 56
												279	A	Jackson St.	60 65
												279	H	Jackson St.	82 65
												289	A	Grambling	59 51
												289	H	Grambling	85 57
												291	H	Alabama St.	65 73
												302	A	Sam Houston St.	70 53
												329	A	Alcorn	46 68
												339	A	Ark.-Pine Bluff	83 66
												339	H	Ark.-Pine Bluff	84 63
												344	A	Alabama A&M	81 71
												344	H	Alabama A&M	81 64
												349	A	Mississippi Val.	78 61
												349	H	Mississippi Val.	69 50
LAST 12 Division I GAMES:															
339	H	Ark.-Pine Bluff	84 63	329	A	Alcorn	46 68								
279	A	Jackson St.	60 65	64	A	Hawaii	58 72								
193	A	Texas Southern	55 70	344	A	Alabama A&M	81 71								
339	A	Ark.-Pine Bluff	83 66	349	H	Mississippi Val.	69 50								
279	H	Jackson St.	82 65	289	A	Grambling	59 51								
193	H	Texas Southern	63 61	291	H	Alabama St.	65 73								

Non-Div I Games: Schreiner 90 38

Prairie View

Loss, Non-Conf, S Site, H Home A Away N Neutral

Presbyterian

Through Games Of March 1, 2015

Average RPI Win:	303	WON-LOST	WINNING	LAST 10	STRENGTH OF	OPP. STRENGTH	TEAM	ADJ.	CONF.	ADJ CONF.
Average RPI Loss:	184	RECORD	PCT. RANK	GAMES	SCHEDULE	OF SCHEDULE	RPI	RPI	RPI	RPI
DIV. I ONLY	13- 14	186	5- 5	297	345	240	240	27	27	
DIV. I NON-CONF.	3- 4	197	0- 0	227	346	179	179	32	32	
TOTALS	RPI 1-25	RPI 26-50	W-L RECORDS	RPI 51-100	RPI 101-150	RPI 150+				
13- 14	0- 0	0- 0	OVERALL	0- 2	0- 2	13- 10				
8- 3	0- 0	0- 0	HOME	0- 1	0- 0	8- 2				
5- 11	0- 0	0- 0	AWAY	0- 1	0- 2	5- 8				
0- 0	0- 0	0- 0	NEUTRAL	0- 0	0- 0	0- 0				
3- 4	0- 0	0- 0	NON-CONFERENCE	0- 0	0- 2	3- 2				
1- 0	0- 0	0- 0	HOME	0- 0	0- 0	1- 0				
2- 4	0- 0	0- 0	AWAY	0- 0	0- 2	2- 2				
0- 0	0- 0	0- 0	NEUTRAL	0- 0	0- 0	0- 0				
10- 10	0- 0	0- 0	CONFERENCE	0- 2	0- 0	10- 8				
7- 3	0- 0	0- 0	HOME	0- 1	0- 0	7- 2				
3- 7	0- 0	0- 0	AWAY	0- 1	0- 0	3- 6				
0- 0	0- 0	0- 0	NEUTRAL	0- 0	0- 0	0- 0				

RPI S	Opponent	Score	RPI S	Opponent	Score	RPI S	Opponent	Score	RPI S	Opponent	Score	Team's RPI: 240
						81	A Liberty	42 59	129	A VCU	36 55	
						81	H Liberty	41 63	148	A Old Dominion	26 41	
									171	A High Point	49 54	
									171	H High Point	78 59	
									187	A Xavier	43 45	
									188	A Winthrop	51 54	
									188	H Winthrop	53 60	
									195	A Radford	68 75	
									195	H Radford	35 43	
									203	A Charlotte	50 66	
									210	A Campbell	45 58	
									210	H Campbell	51 42	
									285	H South Carolina St.	46 33	
									286	A Gardner-Webb	47 50	
									286	H Gardner-Webb	55 50	
									298	A Western Caro.	51 44	
									317	A UNC Asheville	46 59	
									317	H UNC Asheville	69 57	
									327	A Coastal Caro.	84 78	
									327	H Coastal Caro.	78 56	
									337	A N.C. Central	45 33	
									342	A Longwood	36 32	
									342	H Longwood	53 48	
									348	A Charleston So.	56 48	
									348	H Charleston So.	71 40	
LAST 12 Division I GAMES:												
			188	H Winthrop	53 60		171	H High Point	78 59			
			348	A Charleston So.	56 48		286	A Gardner-Webb	47 50			
			342	A Longwood	36 32		317	A UNC Asheville	46 59			
			81	H Liberty	41 63		210	H Campbell	51 42			
			327	H Coastal Caro.	78 56		188	A Winthrop	51 54			
			195	A Radford	68 75		348	H Charleston So.	71 40			

Non-Div I Games: Southern Wesleyan 81 50 Allen 120 45

Presbyterian

Loss, Non-Conf, S Site, H Home A Away N Neutral

Average RPI Win:	155	WON-LOST	WINNING	LAST 10	STRENGTH OF	OPP. STRENGTH	TEAM	ADJ.	CONF.	ADJ CONF.
Average RPI Loss:	0	RECORD	PCT. RANK	GAMES	SCHEDULE	OF SCHEDULE	RPI	RPI	RPI	RPI
DIV. I ONLY	27- 0	1	10- 0	138	73	16	16	7	7	
DIV. I NON-CONF.	16- 0	1	1- 0	157	52	17	17	10	10	
TOTALS	RPI 1-25	RPI 26-50	W-L RECORDS	RPI 51-100	RPI 101-150	RPI 150+				
27- 0	0- 0	2- 0	OVERALL	5- 0	7- 0	13- 0				
11- 0	0- 0	0- 0	HOME	2- 0	3- 0	6- 0				
12- 0	0- 0	2- 0	AWAY	3- 0	3- 0	4- 0				
4- 0	0- 0	0- 0	NEUTRAL	0- 0	1- 0	3- 0				
16- 0	0- 0	2- 0	NON-CONFERENCE	4- 0	2- 0	8- 0				
4- 0	0- 0	0- 0	HOME	1- 0	0- 0	3- 0				
8- 0	0- 0	2- 0	AWAY	3- 0	1- 0	2- 0				
4- 0	0- 0	0- 0	NEUTRAL	0- 0	1- 0	3- 0				
11- 0	0- 0	0- 0	CONFERENCE	1- 0	5- 0	5- 0				
7- 0	0- 0	0- 0	HOME	1- 0	3- 0	3- 0				
4- 0	0- 0	0- 0	AWAY	0- 0	2- 0	2- 0				
0- 0	0- 0	0- 0	NEUTRAL	0- 0	0- 0	0- 0				

RPI S	Opponent	Score	RPI S	Opponent	Score	RPI S	Opponent	Score	RPI S	Opponent	Score
33	A Pittsburgh	59 43	48	A Duquesne	79 62	55	H Penn	83 54	101	N Montana	80 55
						57	A Michigan	85 55	109	A Hampton	75 63
						58	A American	63 56	111	A Yale	56 50
						61	H Drexel	59 43	111	H Yale	67 49
						80	A Fordham	67 53	117	H Cornell	75 47
									130	A Harvard	96 46
									130	H Harvard	78 57
									152	A Dartmouth	83 65
									152	H Dartmouth	70 31
									170	N Hartford	64 51
									196	A Delaware	87 59
									203	N Charlotte	73 43
									207	N Wake Forest	72 55
									215	A Brown	86 58
									215	H Brown	79 67
									251	A Monmouth	84 53
									292	H Georgetown	83 54
									299	H Columbia	83 44
									307	H Portland St.	104 33
									324	H Binghamton	96 58
LAST 12 Division I GAMES:											
215	H Brown	79 67	117	H Cornell	75 47						
111	H Yale	67 49	299	H Columbia	83 44						
130	H Harvard	78 57	152	A Dartmouth	83 65						
152	H Dartmouth	70 31	130	A Harvard	96 46						
111	A Yale	56 50	55	H Penn	83 54						
215	A Brown	86 58	109	A Hampton	75 63						

Non-Div I Games:

Princeton

Providence

Through Games Of March 1, 2015

Average RPI Win: 185	WON-LOST	WINNING	LAST 10	STRENGTH OF	OPP. STRENGTH	TEAM	ADJ.	CONF.	ADJ CONF.
Average RPI Loss: 117	RECORD	PCT. RANK	GAMES	SCHEDULE	OF SCHEDULE	RPI	RPI	RPI	RPI
DIV. I ONLY	6- 23	313	1- 9	65	85	256	256	10	10
DIV. I NON-CONF.	3- 8	263	0- 0	64	59	207	207	9	9
TOTALS	RPI 1-25	RPI 26-50	W-L RECORDS	RPI 51-100	RPI 101-150	RPI 150+			
6- 23	0- 2	1- 4	OVERALL	1- 6	0- 4	4- 7			
5- 9	0- 0	1- 2	HOME	1- 2	0- 2	3- 3			
1- 14	0- 2	0- 2	AWAY	0- 4	0- 2	1- 4			
0- 0	0- 0	0- 0	NEUTRAL	0- 0	0- 0	0- 0			
3- 8	0- 2	1- 0	NON-CONFERENCE	0- 1	0- 2	2- 3			
3- 2	0- 0	1- 0	HOME	0- 0	0- 1	2- 1			
0- 6	0- 2	0- 0	AWAY	0- 1	0- 1	0- 2			
0- 0	0- 0	0- 0	NEUTRAL	0- 0	0- 0	0- 0			
3- 15	0- 0	0- 4	CONFERENCE	1- 5	0- 2	2- 4			
2- 7	0- 0	0- 2	HOME	1- 2	0- 1	1- 2			
1- 8	0- 0	0- 2	AWAY	0- 3	0- 1	1- 2			
0- 0	0- 0	0- 0	NEUTRAL	0- 0	0- 0	0- 0			

RPI 1-25				RPI 26-50				RPI 51-100				RPI 101+ Team's RPI: 256			
RPI	S	Opponent	Score	RPI	S	Opponent	Score	RPI	S	Opponent	Score	RPI	S	Opponent	Score
14	A	Dayton	56 72	40	A	Seton Hall	40 67	77	A	Villanova	62 71	105	A	Boston College	51 79
15	A	FGCU	58 68	40	H	Seton Hall	67 68	77	H	Villanova	51 49	124	H	Rhode Island	56 63
				48	H	Duquesne	67 56	85	A	Creighton	57 84	132	A	Butler	61 66
				49	A	DePaul	42 90	85	H	Creighton	54 65	132	H	Butler	59 67
				49	H	DePaul	66 103	88	A	St. John's (NY)	49 70	155	A	Bryant	80 90
								88	H	St. John's (NY)	52 68	170	A	Hartford	54 57
								93	A	Richmond	59 75	187	A	Xavier	59 71
												187	H	Xavier	57 68
												215	H	Brown	78 69
												223	H	Virginia Tech	69 72
												224	H	UMass Lowell	66 54
												253	A	Marquette	66 58
												253	H	Marquette	64 72
												292	A	Georgetown	61 69
												292	H	Georgetown	81 66
LAST 12 Division I GAMES:															
292	H	Georgetown	81 66	40	A	Seton Hall	40 67	187	H	Xavier	57 68				
77	A	Villanova	62 71	132	H	Butler	59 67	49	A	DePaul	42 90				
49	H	DePaul	66 103	253	A	Marquette	66 58	85	H	Creighton	54 65				
253	H	Marquette	64 72												
85	A	Creighton	57 84												
88	A	St. John's (NY)	49 70												

Non-Div I Games:

Providence

■ Loss,
■ Non-Conf,
■ S Site,
■ H Home
■ A Away
N Neutral

Average RPI Win:	144	WON-LOST	WINNING	LAST 10	STRENGTH OF	OPP. STRENGTH	TEAM	ADJ.	CONF.	ADJ CONF.
Average RPI Loss:	58	RECORD	PCT. RANK	GAMES	SCHEDULE	OF SCHEDULE	RPI	RPI	RPI	RPI
DIV. I ONLY	10- 19	260	0- 10	12	30	120	120	4	4	
DIV. I NON-CONF.	7- 4	107	0- 0	10	41	55	55	2	2	
TOTALS	RPI 1-25	RPI 26-50	W-L RECORDS	RPI 51-100	RPI 101-150	RPI 150+				
10- 19	0- 6	1- 7	OVERALL	2- 3	4- 1	3- 2				
6- 10	0- 2	0- 4	HOME	1- 2	2- 1	3- 1				
3- 8	0- 3	1- 3	AWAY	1- 1	1- 0	0- 1				
1- 1	0- 1	0- 0	NEUTRAL	0- 0	1- 0	0- 0				
7- 4	0- 4	0- 0	NON-CONFERENCE	1- 0	4- 0	2- 0				
5- 2	0- 2	0- 0	HOME	1- 0	2- 0	2- 0				
1- 1	0- 1	0- 0	AWAY	0- 0	1- 0	0- 0				
1- 1	0- 1	0- 0	NEUTRAL	0- 0	1- 0	0- 0				
3- 15	0- 2	1- 7	CONFERENCE	1- 3	0- 1	1- 2				
1- 8	0- 0	0- 4	HOME	0- 2	0- 1	1- 1				
2- 7	0- 2	1- 3	AWAY	1- 1	0- 0	0- 1				
0- 0	0- 0	0- 0	NEUTRAL	0- 0	0- 0	0- 0				

RPI 1-25				RPI 26-50				RPI 51-100				RPI 101+ Team's RPI: 120			
RPI	S	Opponent	Score	RPI	S	Opponent	Score	RPI	S	Opponent	Score	RPI	S	Opponent	Score
6	A	Maryland	64 88	34	H	Northwestern	65 73	57	A	Michigan	50 81	102	H	Kansas	61 48
7	A	Iowa	59 73	35	A	Ohio St.	60 92	86	H	Michigan St.	56 61	104	H	Toledo	66 48
10	H	Florida St.	64 67	35	H	Ohio St.	71 79	95	H	Wright St.	70 46	121	N	Texas Tech	69 53
14	A	Dayton	61 63	36	A	Nebraska	59 69	98	A	Illinois	62 55	137	A	Ball St.	66 60
18	N	George Washington	59 79	39	A	Minnesota	90 88	98	H	Illinois	46 47	142	H	Wisconsin	56 65
22	H	Green Bay	78 81	39	H	Minnesota	68 81					158	A	Indiana	55 72
				42	A	Rutgers	49 78					158	H	Indiana	86 64
				42	H	Rutgers	49 58					219	H	Penn St.	50 54
LAST 12 Division I GAMES:															
				86	H	Michigan St.	56 61	219	H	Penn St.	50 54				
				57	A	Michigan	50 81	158	A	Indiana	55 72				
				98	H	Illinois	46 47	42	H	Rutgers	49 58				
				35	A	Ohio St.	60 92	35	H	Ohio St.	71 79				
				42	A	Rutgers	49 78	39	A	Minnesota	90 88				
				34	H	Northwestern	65 73	36	A	Nebraska	59 69				

Non-Div I Games:

Purdue

■ Loss,
■ Non-Conf,
■ S Site,
■ H Home
■ A Away
N Neutral

Quinnipiac

Through Games Of March 1, 2015

Average RPI Win:	200	WON-LOST	WINNING	LAST 10	STRENGTH OF	OPP. STRENGTH	TEAM	ADJ.	CONF.	ADJ CONF.
Average RPI Loss:	49	RECORD	PCT. RANK	GAMES	SCHEDULE	OF SCHEDULE	RPI	RPI	RPI	RPI
DIV. I ONLY	28- 3	7	10- 0	135	176	31	31	24	24	
DIV. I NON-CONF.	8- 3	71	0- 0	8	22	15	15	24	24	
TOTALS	RPI 1-25	RPI 26-50	W-L RECORDS	RPI 51-100	RPI 101-150	RPI 150+				
28- 3	0- 2	0- 0	OVERALL	4- 0	3- 1	21- 0				
14- 0	0- 0	0- 0	HOME	3- 0	2- 0	9- 0				
12- 1	0- 0	0- 0	AWAY	1- 0	1- 0	10- 0				
2- 2	0- 1	0- 0	NEUTRAL	0- 0	0- 1	2- 0				
8- 3	0- 2	0- 0	NON-CONFERENCE	4- 0	1- 1	3- 0				
4- 0	0- 0	0- 0	HOME	3- 0	1- 0	0- 0				
2- 1	0- 1	0- 0	AWAY	1- 0	0- 0	1- 0				
2- 2	0- 1	0- 0	NEUTRAL	0- 0	0- 1	2- 0				
20- 0	0- 0	0- 0	CONFERENCE	0- 0	2- 0	18- 0				
10- 0	0- 0	0- 0	HOME	0- 0	1- 0	9- 0				
10- 0	0- 0	0- 0	AWAY	0- 0	1- 0	9- 0				
0- 0	0- 0	0- 0	NEUTRAL	0- 0	0- 0	0- 0				

RPI 1-25				RPI 26-50		Team's RPI: 31		RPI 51-100				RPI 101+			
RPI	S	Opponent	Score	RPI	S	Opponent	Score	RPI	S	Opponent	Score	RPI	S	Opponent	Score
1	A	Notre Dame	52 112					61	H	Drexel	74 50	109	H	Hampton	87 59
15	N	FGCU	65 71					82	H	Albany (NY)	66 62	119	A	Marist	80 62
								89	H	Army	79 64	119	H	Marist	73 55
								91	A	Saint Joseph's	69 67	130	N	Harvard	83 87
												170	A	Hartford	70 58
												175	A	Fairfield	67 66
												175	H	Fairfield	83 43
												179	N	Holy Cross	74 67
												180	A	Siena	87 62
												180	H	Siena	78 65
												183	N	Alabama	73 66
												190	A	Iona	79 72
												190	H	Iona	85 74
												234	A	Niagara	71 68
												234	H	Niagara	80 66
												251	A	Monmouth	87 48
												251	H	Monmouth	94 53
												255	A	Canisius	86 66
												255	H	Canisius	88 85
												269	A	Rider	91 53
												269	H	Rider	96 54
												316	A	Manhattan	82 71
												316	H	Manhattan	85 51
												332	A	Saint Peter's	81 50
												332	H	Saint Peter's	82 52
LAST 12 Division I GAMES:															
251	A	Monmouth	87 48	190	H	Iona	85 74								
269	A	Rider	91 53	269	H	Rider	96 54								
190	A	Iona	79 72	332	A	Saint Peter's	81 50								
332	H	Saint Peter's	82 52	180	A	Siena	87 62								
255	H	Canisius	88 85	316	A	Manhattan	82 71								
119	A	Marist	80 62	119	H	Marist	73 55								

Non-Div I Games:

Quinnipiac

Loss, Non-Conf, S Site, H Home A Away N Neutral

Rushmore				Through Games Of March 17, 2019					
Average RPI Win:	WON-LOST	WINNING	LAST 10	STRENGTH OF	OPP. STRENGTH	TEAM	ADJ.	CONF.	ADJ CONF.
Rushmore Average RPI Loss: 277 151	RECORD	PCT. RANK	GAMES	SCHEDULE	OF SCHEDULE	RPI	RPI	RPI	RPI
DIV. I ONLY	17- 11	101	7- 3	289	312	195	195	27	27
DIV. I NON-CONF.	3- 5	216	0- 0	214	98	233	233	32	32
TOTALS	RPI 1-25	RPI 26-50	W-L RECORDS	RPI 51-100	RPI 101-150	RPI 150+			
17- 11	0- 0	0- 1	OVERALL	0- 4	0- 0	17- 6			
10- 4	0- 0	0- 0	HOME	0- 2	0- 0	10- 2			
7- 7	0- 0	0- 1	AWAY	0- 2	0- 0	7- 4			
0- 0	0- 0	0- 0	NEUTRAL	0- 0	0- 0	0- 0			
3- 5	0- 0	0- 1	NON-CONFERENCE	0- 2	0- 0	3- 2			
2- 2	0- 0	0- 0	HOME	0- 1	0- 0	2- 1			
1- 3	0- 0	0- 1	AWAY	0- 1	0- 0	1- 1			
0- 0	0- 0	0- 0	NEUTRAL	0- 0	0- 0	0- 0			
14- 6	0- 0	0- 0	CONFERENCE	0- 2	0- 0	14- 4			
8- 2	0- 0	0- 0	HOME	0- 1	0- 0	8- 1			
6- 4	0- 0	0- 0	AWAY	0- 1	0- 0	6- 3			
0- 0	0- 0	0- 0	NEUTRAL	0- 0	0- 0	0- 0			

RPI 1-25			
RPI	S	Opponent	Score
RPI 26-50			
RPI	S	Opponent	Score
33	A	Pittsburgh	47 72
RPI 51-100			
RPI	S	Opponent	Score
69	H	Youngstown St.	44 70
81	A	Liberty	39 75
81	H	Liberty	63 72
100	A	Virginia	47 75
RPI 101+			
RPI	S	Opponent	Score
169	A	Appalachian St.	68 67
171	A	High Point	63 83
171	H	High Point	61 58
174	H	William & Mary	71 81
188	A	Winthrop	45 66
188	H	Winthrop	55 47
210	A	Campbell	62 65
210	H	Campbell	67 43
223	A	Virginia Tech	60 73
240	A	Presbyterian	43 35
240	H	Presbyterian	75 68
271	H	Norfolk St.	74 65
286	A	Gardner-Webb	76 60
286	H	Gardner-Webb	59 49
308	H	Wofford	60 59
317	A	UNC Asheville	67 65
317	H	UNC Asheville	50 47
327	A	Coastal Caro.	52 43
327	H	Coastal Caro.	42 75
342	A	Longwood	78 60
342	H	Longwood	55 45
348	A	Charleston So.	64 57
348	H	Charleston So.	53 51

Non-Div I Games: West Virginia St. 52 58

Radford

■ Loss, ■ Non-Conf, S Site, H Home A Away N Neutral

Rhode Island

Through Games Of March 1, 2015

Average RPI Win:	193	WON-LOST	WINNING	LAST 10	STRENGTH OF	OPP. STRENGTH	TEAM	ADJ.	CONF.	ADJ CONF.
Average RPI Loss:	123	RECORD	PCT. RANK	GAMES	SCHEDULE	OF SCHEDULE	RPI	RPI	RPI	RPI
DIV. I ONLY	16- 12	129	5- 5	164	115	124	124	6	6	
DIV. I NON-CONF.	8- 4	92	0- 0	284	259	165	165	6	6	
TOTALS	RPI 1-25	RPI 26-50	W-L RECORDS	RPI 51-100	RPI 101-150	RPI 150+				
16- 12	0- 2	1- 1	OVERALL	2- 2	1- 3	12- 4				
9- 5	0- 1	1- 0	HOME	2- 2	1- 1	5- 1				
6- 7	0- 1	0- 1	AWAY	0- 0	0- 2	6- 3				
1- 0	0- 0	0- 0	NEUTRAL	0- 0	0- 0	1- 0				
8- 4	0- 0	0- 0	NON-CONFERENCE	0- 1	1- 1	7- 2				
3- 3	0- 0	0- 0	HOME	0- 1	1- 1	2- 1				
4- 1	0- 0	0- 0	AWAY	0- 0	0- 0	4- 1				
1- 0	0- 0	0- 0	NEUTRAL	0- 0	0- 0	1- 0				
8- 8	0- 2	1- 1	CONFERENCE	2- 1	0- 2	5- 2				
6- 2	0- 1	1- 0	HOME	2- 1	0- 0	3- 0				
2- 6	0- 1	0- 1	AWAY	0- 0	0- 2	2- 2				
0- 0	0- 0	0- 0	NEUTRAL	0- 0	0- 0	0- 0				

RPI	S	Opponent	Score	RPI	S	Opponent	Score	RPI	S	Opponent	Score	RPI	S	Opponent	Score	Team's RPI: 124
14	A	Dayton	33 77	48	A	Duquesne	50 60	72	H	East Carolina	38 66	129	A	VCU	48 64	
18	H	George Washington	49 59	48	H	Duquesne	62 61	80	H	Fordham	71 56	138	H	Marshall	45 61	
								91	H	Saint Joseph's	63 61	146	A	St. Bonaventure	59 73	
								93	H	Richmond	50 54	150	H	Central Conn. St.	58 46	
												152	H	Dartmouth	44 54	
												155	A	Bryant	60 56	
												162	H	Saint Louis	68 53	
												176	A	La Salle	45 47	
												176	H	La Salle	55 54	
												192	A	Massachusetts	70 78	
												192	H	Massachusetts	70 58	
												215	H	Brown	65 61	
												224	A	UMass Lowell	75 66	
												233	A	George Mason	57 45	
												241	N	Towson	60 49	
												254	A	Davidson	71 62	
												256	A	Providence	63 56	
												299	A	Columbia	69 79	
												300	A	LIU Brooklyn	66 49	
												313	H	Boston U.	56 48	
LAST 12 Division I GAMES:																
192	A	Massachusetts	70 78	146	A	St. Bonaventure	59 73									
162	H	Saint Louis	68 53	192	H	Massachusetts	70 58									
48	A	Duquesne	50 60	93	H	Richmond	50 54									
176	A	La Salle	45 47	233	A	George Mason	57 45									
80	H	Fordham	71 56	14	A	Dayton	33 77									
91	H	Saint Joseph's	63 61	176	H	La Salle	55 54									

Non-Div I Games:

Rhode Island

■ Loss,
 ■ Non-Conf,
 ■ S Site,
 ■ H Home
 ■ A Away
 N Neutral

Average RPI Win:	259	WON-LOST	WINNING	LAST 10	STRENGTH OF	OPP. STRENGTH	TEAM	ADJ.	CONF.	ADJ CONF.
Average RPI Loss:	148	RECORD	PCT. RANK	GAMES	SCHEDULE	OF SCHEDULE	RPI	RPI	RPI	RPI
DIV. I ONLY	8- 19	283	2- 8	132	254	267	267	17	17	
DIV. I NON-CONF.	5- 6	177	0- 0	71	330	189	189	18	18	
TOTALS	RPI 1-25	RPI 26-50	W-L RECORDS	RPI 51-100	RPI 101-150	RPI 150+				
8- 19	0- 1	0- 3	OVERALL	0- 2	0- 5	8- 8				
7- 7	0- 0	0- 2	HOME	0- 0	0- 3	7- 2				
1- 12	0- 1	0- 1	AWAY	0- 2	0- 2	1- 6				
0- 0	0- 0	0- 0	NEUTRAL	0- 0	0- 0	0- 0				
5- 6	0- 1	0- 2	NON-CONFERENCE	0- 0	0- 1	5- 2				
5- 2	0- 0	0- 1	HOME	0- 0	0- 1	5- 0				
0- 4	0- 1	0- 1	AWAY	0- 0	0- 0	0- 2				
0- 0	0- 0	0- 0	NEUTRAL	0- 0	0- 0	0- 0				
3- 13	0- 0	0- 1	CONFERENCE	0- 2	0- 4	3- 6				
2- 5	0- 0	0- 1	HOME	0- 0	0- 2	2- 2				
1- 8	0- 0	0- 0	AWAY	0- 2	0- 2	1- 4				
0- 0	0- 0	0- 0	NEUTRAL	0- 0	0- 0	0- 0				

RPI 1-25				RPI 26-50				RPI 51-100				RPI 101+ Team's RPI: 267			
RPI	S	Opponent	Score	RPI	S	Opponent	Score	RPI	S	Opponent	Score	RPI	S	Opponent	Score
23	A	Texas	54 77	28	A	Texas A&M	55 76	60	A	Middle Tenn.	61 79	128	H	Stephen F. Austin	59 70
				32	H	Western Ky.	76 83	87	A	Southern Miss.	54 65	138	H	Marshall	69 72
				37	H	UALR	40 55					139	A	Louisiana Tech	71 88
												148	A	Old Dominion	68 83
												148	H	Old Dominion	55 62
												182	A	UTSA	62 58
												184	A	UAB	59 75
												189	H	Lamar	97 63
												193	A	Texas Southern	63 69
												203	A	Charlotte	59 74
												203	H	Charlotte	59 62
												212	H	Fla. Atlantic	70 82
												222	H	McNeese St.	57 55
												231	H	Prairie View	70 58
												242	A	UTEP	51 54
												259	H	A&M-Corpus Christi	59 54
												278	A	Houston	58 59
												323	A	North Texas	48 53
												323	H	North Texas	58 55
												329	H	Alcorn	61 33
												335	H	FIU	80 59
LAST 12 Division I GAMES:															
203	A	Charlotte	59 74	32	H	Western Ky.	76 83								
148	A	Old Dominion	68 83	138	H	Marshall	69 72								
212	H	Fla. Atlantic	70 82	323	H	North Texas	58 55								
335	H	FIU	80 59	139	A	Louisiana Tech	71 88								
184	A	UAB	59 75	87	A	Southern Miss.	54 65								
60	A	Middle Tenn.	61 79	203	H	Charlotte	59 62								

Non-Div I Games:

Rice

■ Loss,
 ■ Non-Conf, S Site,
 ■ Home
 ■ Away
 N Neutral

Average RPI Win:	207	WON-LOST	WINNING	LAST 10	STRENGTH OF	OPP. STRENGTH	TEAM	ADJ.	CONF.	ADJ CONF.
Average RPI Loss:	56	RECORD	PCT. RANK	GAMES	SCHEDULE	OF SCHEDULE	RPI	RPI	RPI	RPI
DIV. I ONLY	17- 12	117	5- 5	102	74	93	93	6	6	
DIV. I NON-CONF.	8- 5	123	0- 0	263	115	146	146	6	6	
TOTALS	RPI 1-25	RPI 26-50	W-L RECORDS	RPI 51-100	RPI 101-150	RPI 150+				
17- 12	0- 5	0- 2	OVERALL	0- 3	4- 1	13- 1				
10- 3	0- 2	0- 0	HOME	0- 0	2- 1	8- 0				
7- 7	0- 0	0- 0	AWAY	0- 1	2- 0	5- 0				
0- 2	0- 0	0- 1	NEUTRAL	0- 0	0- 0	0- 1				
8- 5	0- 1	0- 1	NON-CONFERENCE	0- 1	0- 1	8- 1				
4- 1	0- 0	0- 0	HOME	0- 0	0- 1	4- 0				
4- 2	0- 1	0- 0	AWAY	0- 1	0- 0	4- 0				
0- 2	0- 0	0- 1	NEUTRAL	0- 0	0- 0	0- 1				
9- 7	0- 4	0- 1	CONFERENCE	0- 2	4- 0	5- 0				
6- 2	0- 2	0- 0	HOME	0- 0	2- 0	4- 0				
3- 5	0- 2	0- 1	AWAY	0- 2	2- 0	1- 0				
0- 0	0- 0	0- 0	NEUTRAL	0- 0	0- 0	0- 0				

RPI 1-25				RPI 26-50				RPI 51-100 Team's RPI: 93				RPI 101+			
RPI	S	Opponent	Score	RPI	S	Opponent	Score	RPI	S	Opponent	Score	RPI	S	Opponent	Score
14	A	Dayton	41 79	46	N	Arkansas	55 74	55	A	Penn	47 49	109	H	Hampton	53 64
14	H	Dayton	62 76	48	A	Duquesne	51 58	80	A	Fordham	64 65	124	A	Rhode Island	54 50
18	A	George Washington	67 77					91	A	Saint Joseph's	59 61	129	A	VCU	55 49
18	H	George Washington	69 81									129	H	VCU	67 63
25	A	James Madison	68 79									146	H	St. Bonaventure	67 61
												156	N	Central Mich.	56 61
												162	H	Saint Louis	75 72
												174	A	William & Mary	59 56
												176	H	La Salle	72 60
												184	A	UAB	71 65
												192	H	Massachusetts	64 44
												207	H	Wake Forest	79 72
												232	A	UNCW	77 67
												233	H	George Mason	77 49
												254	A	Davidson	56 48
												256	H	Providence	75 59
												284	A	Eastern Ky.	70 56
												292	H	Georgetown	65 57
												342	H	Longwood	80 50
LAST 12 Division I GAMES:															
129	A	VCU	55 49	162	H	Saint Louis	75 72								
18	H	George Washington	69 81	129	H	VCU	67 63								
91	A	Saint Joseph's	59 61	124	A	Rhode Island	54 50								
48	A	Duquesne	51 58	14	H	Dayton	62 76								
176	H	La Salle	72 60	192	H	Massachusetts	64 44								
14	A	Dayton	41 79	254	A	Davidson	56 48								

Non-Div I Games:

Richmond

Average RPI Win: 248	WON-LOST	WINNING	LAST 10	STRENGTH OF	OPP. STRENGTH	TEAM	ADJ.	CONF.	ADJ CONF.
Average RPI Loss: 193	RECORD	PCT. RANK	GAMES	SCHEDULE	OF SCHEDULE	RPI	RPI	RPI	RPI
DIV. I ONLY	11- 19	249	5- 5	303	247	269	269	24	24
DIV. I NON-CONF.	3- 7	250	0- 0	322	247	288	288	24	24
TOTALS	RPI 1-25	RPI 26-50	W-L RECORDS	RPI 51-100	RPI 101-150	RPI 150+			
11- 19	0- 0	0- 3	OVERALL	0- 0	1- 2	10- 14			
5- 7	0- 0	0- 1	HOME	0- 0	0- 1	5- 5			
6- 11	0- 0	0- 2	AWAY	0- 0	1- 1	5- 8			
0- 1	0- 0	0- 0	NEUTRAL	0- 0	0- 0	0- 1			
3- 7	0- 0	0- 1	NON-CONFERENCE	0- 0	1- 0	2- 6			
1- 1	0- 0	0- 0	HOME	0- 0	0- 0	1- 1			
2- 5	0- 0	0- 1	AWAY	0- 0	1- 0	1- 4			
0- 1	0- 0	0- 0	NEUTRAL	0- 0	0- 0	0- 1			
8- 12	0- 0	0- 2	CONFERENCE	0- 0	0- 2	8- 8			
4- 6	0- 0	0- 1	HOME	0- 0	0- 1	4- 4			
4- 6	0- 0	0- 1	AWAY	0- 0	0- 1	4- 4			
0- 0	0- 0	0- 0	NEUTRAL	0- 0	0- 0	0- 0			

RPI 1-25			RPI 26-50			RPI 51-100			RPI 101+ Team's RPI: 269		
RPI	S	Opponent	Score	RPI	S	Opponent	Score	RPI	S	Opponent	Score
				31	A	Quinnipiac	54 96	119	A	Marist	46 60
				31	H	Quinnipiac	53 91	119	H	Marist	56 65
				40	A	Seton Hall	47 66	148	A	Old Dominion	59 56
								175	A	Fairfield	40 43
								175	H	Fairfield	47 59
								180	A	Siena	56 49
								180	H	Siena	43 65
								190	A	Iona	85 81
								190	H	Iona	51 71
								196	A	Delaware	53 68
								208	H	Lafayette	48 66
								219	A	Penn St.	51 85
								234	A	Niagara	33 44
								234	H	Niagara	61 56
								241	A	Towson	51 53
								251	A	Monmouth	65 55
								251	H	Monmouth	62 66
								255	A	Canisius	58 56
								255	H	Canisius	52 51
								270	H	UMBC	67 55
								280	N	St. Francis Brooklyn	60 71
								300	A	LIU Brooklyn	59 56
								316	A	Manhattan	52 55
								316	H	Manhattan	65 40
								324	A	Binghamton	67 72
								332	A	Saint Peter's	49 50
LAST 12 Division I GAMES:											
				119	H	Marist	56 65	332	H	Saint Peter's	54 49
				31	H	Quinnipiac	53 91	31	A	Quinnipiac	54 96
				234	A	Niagara	33 44	180	H	Siena	43 65
				255	A	Canisius	58 56	255	H	Canisius	52 51
				316	H	Manhattan	65 40	180	A	Siena	56 49
				251	A	Monmouth	65 55	175	A	Fairfield	40 43

Non-Div I Games:

Rider

■ Loss,
 ■ Non-Conf,
 ■ S Site,
 ■ Home
 ■ A Away
 N Neutral

R
i
d
e
r

Rider
RPI S Opponent Score

Through Games Of March 1, 2015

RPI	S	Opponent	Score
332	H	Saint Peter's	54 49

R
i
d
e
r

Rider

Average RPI Win:	278	WON-LOST	WINNING	LAST 10	STRENGTH OF	OPP. STRENGTH	TEAM	ADJ.	CONF.	ADJ CONF.
Average RPI Loss:	136	RECORD	PCT. RANK	GAMES	SCHEDULE	OF SCHEDULE	RPI	RPI	RPI	RPI
DIV. I ONLY	15- 13	159	8- 2	237	288	177	177	29	29	
DIV. I NON-CONF.	2- 9	297	0- 0	121	147	234	234	28	28	
TOTALS	RPI 1-25	RPI 26-50	W-L RECORDS	RPI 51-100	RPI 101-150	RPI 150+				
15- 13	0- 1	0- 1	OVERALL	0- 2	1- 4	14- 5				
8- 3	0- 0	0- 1	HOME	0- 1	1- 0	7- 1				
7- 10	0- 1	0- 0	AWAY	0- 1	0- 4	7- 4				
0- 0	0- 0	0- 0	NEUTRAL	0- 0	0- 0	0- 0				
2- 9	0- 1	0- 1	NON-CONFERENCE	0- 2	0- 3	2- 2				
0- 3	0- 0	0- 1	HOME	0- 1	0- 0	0- 1				
2- 6	0- 1	0- 0	AWAY	0- 1	0- 3	2- 1				
0- 0	0- 0	0- 0	NEUTRAL	0- 0	0- 0	0- 0				
13- 4	0- 0	0- 0	CONFERENCE	0- 0	1- 1	12- 3				
8- 0	0- 0	0- 0	HOME	0- 0	1- 0	7- 0				
5- 4	0- 0	0- 0	AWAY	0- 0	0- 1	5- 3				
0- 0	0- 0	0- 0	NEUTRAL	0- 0	0- 0	0- 0				

RPI 1-25				RPI 26-50				RPI 51-100				RPI 101+ Team's RPI: 177			
RPI	S	Opponent	Score	RPI	S	Opponent	Score	RPI	S	Opponent	Score	RPI	S	Opponent	Score
7	A	Iowa	67 85	48	H	Duquesne	57 71	69	H	Youngstown St.	65 73	103	A	Hofstra	51 71
								98	A	Illinois	48 66	117	A	Cornell	59 70
												138	A	Marshall	46 62
												150	A	Central Conn. St.	46 63
												150	H	Central Conn. St.	60 48
												155	A	Bryant	66 69
												155	H	Bryant	87 84
												176	H	La Salle	61 75
												187	A	Xavier	65 70
												199	A	Sacred Heart	60 69
												199	H	Sacred Heart	76 65
												270	A	UMBC	84 60
												280	A	St. Francis Brooklyn	69 64
												280	H	St. Francis Brooklyn	67 64
												300	A	LIU Brooklyn	77 58
												300	H	LIU Brooklyn	67 46
												304	A	Fairleigh Dickinson	69 68
												304	H	Fairleigh Dickinson	71 58
												314	A	Mt. St. Mary's	68 44
												314	H	Mt. St. Mary's	66 44
												320	A	Saint Francis (PA)	68 71
												320	H	Saint Francis (PA)	71 60
												333	A	Wagner	86 47
												340	A	Coppin St.	75 58
LAST 12 Division I GAMES:															
320	H	Saint Francis (PA)	71 60	304	A	Fairleigh Dickinson	69 68								
199	A	Sacred Heart	60 69	304	H	Fairleigh Dickinson	71 58								
155	A	Bryant	66 69	155	H	Bryant	87 84								
300	H	LIU Brooklyn	67 46	314	A	Mt. St. Mary's	68 44								
150	H	Central Conn. St.	60 48	280	A	St. Francis Brooklyn	69 64								
300	A	LIU Brooklyn	77 58	199	H	Sacred Heart	76 65								

Non-Div I Games:

Robert Morris

S
I
U
E

SIUE				Through Games Of March 1, 2015						
Average RPI Win:	274	WON-LOST	WINNING	LAST 10	STRENGTH OF	OPP. STRENGTH	TEAM	ADJ.	CONF.	ADJ CONF.
Average RPI Loss:	155	RECORD	PCT. RANK	GAMES	SCHEDULE	OF SCHEDULE	RPI	RPI	RPI	RPI
DIV. I ONLY		18- 11	94	8- 2	317	275	173	173	26	26
DIV. I NON-CONF.		5- 8	213	0- 0	287	187	224	224	26	26

TOTALS	RPI 1-25	RPI 26-50		W-L RECORDS		RPI 51-100		RPI 101-150		RPI 150+
18- 11	0- 1	0- 0		OVERALL		1- 1		0- 3		17- 6
9- 2	0- 0	0- 0		HOME		1- 0		0- 1		8- 1
9- 8	0- 0	0- 0		AWAY		0- 1		0- 2		9- 5
0- 1	0- 1	0- 0		NEUTRAL		0- 0		0- 0		0- 0
5- 8	0- 1	0- 0		NON-CONFERENCE		1- 1		0- 1		4- 5
3- 0	0- 0	0- 0		HOME		1- 0		0- 0		2- 0
2- 7	0- 0	0- 0		AWAY		0- 1		0- 1		2- 5
0- 1	0- 1	0- 0		NEUTRAL		0- 0		0- 0		0- 0
13- 3	0- 0	0- 0		CONFERENCE		0- 0		0- 2		13- 1
6- 2	0- 0	0- 0		HOME		0- 0		0- 1		6- 1
7- 1	0- 0	0- 0		AWAY		0- 0		0- 1		7- 0
0- 0	0- 0	0- 0		NEUTRAL		0- 0		0- 0		0- 0

S
I
U
E

RPI 1-25				RPI 26-50				RPI 51-100				RPI 101+ Team's RPI: 173			
RPI	S	Opponent	Score	RPI	S	Opponent	Score	RPI	S	Opponent	Score	RPI	S	Opponent	Score
19	N	Chattanooga	49 59					67	H	Drake	74 60	126	A	UT Martin	68 69
								73	A	Kansas St.	55 81	126	H	UT Martin	72 79
												144	A	Missouri St.	69 75
												162	A	Saint Louis	63 74
												182	A	UTSA	60 75
												191	A	Belmont	67 52
												197	H	Jacksonville St.	69 72
												198	H	Tennessee St.	91 83
												204	A	Ill.-Chicago	52 63
												226	A	IUPUI	76 87
												243	A	Morehead St.	62 61
												249	A	Northern Ill.	47 69
												250	A	Austin Peay	77 62
												250	H	Austin Peay	87 67
												268	H	Valparaiso	77 65
												284	A	Eastern Ky.	71 61
												293	A	Omaha	69 54
												297	A	Eastern Ill.	65 48
												297	H	Eastern Ill.	72 55
												310	A	Southeast Mo. St.	60 48
												310	H	Southeast Mo. St.	78 67
												328	A	Murray St.	78 69
												328	H	Murray St.	78 52
												334	H	Tennessee Tech	83 69
												341	A	UMKC	74 58
												345	H	Air Force	86 51

LAST 12 Division I GAMES:															
				297	H	Eastern Ill.	72 55					297	A	Eastern Ill.	65 48
				310	H	Southeast Mo. St.	78 67					250	H	Austin Peay	87 67
				126	H	UT Martin	72 79					328	H	Murray St.	78 52
				250	A	Austin Peay	77 62					310	A	Southeast Mo. St.	60 48
				328	A	Murray St.	78 69					284	A	Eastern Ky.	71 61
				126	A	UT Martin	68 69					243	A	Morehead St.	62 61

Non-Div I Games:

SIUE

SMU				STRENGTH OF SCHEDULE	OPP. STRENGTH OF SCHEDULE	TEAM RPI	ADJ. RPI	CONF. RPI	ADJ CONF. RPI
Average RPI Win:	264	WON-LOST RECORD	WINNING PCT. RANK						
Average RPI Loss:	103		LAST 10 GAMES						
DIV. I ONLY	6- 22	309	2- 8	75	101	258	258	8	8
DIV. I NON-CONF.	4- 7	221	0- 0	135	164	248	248	8	8

TOTALS	RPI 1-25	RPI 26-50	W-L RECORDS	RPI 51-100	RPI 101-150	RPI 150+			
6- 22	0- 3	0- 5	OVERALL	0- 4	1- 4	5- 6			
4- 12	0- 1	0- 3	HOME	0- 2	1- 2	3- 4			
2- 8	0- 2	0- 2	AWAY	0- 2	0- 2	2- 0			
0- 2	0- 0	0- 0	NEUTRAL	0- 0	0- 0	0- 2			
4- 7	0- 1	0- 1	NON-CONFERENCE	0- 2	1- 0	3- 3			
4- 3	0- 0	0- 1	HOME	0- 1	1- 0	3- 1			
0- 2	0- 1	0- 0	AWAY	0- 1	0- 0	0- 0			
0- 2	0- 0	0- 0	NEUTRAL	0- 0	0- 0	0- 2			
2- 15	0- 2	0- 4	CONFERENCE	0- 2	0- 4	2- 3			
0- 9	0- 1	0- 2	HOME	0- 1	0- 2	0- 3			
2- 6	0- 1	0- 2	AWAY	0- 1	0- 2	2- 0			
0- 0	0- 0	0- 0	NEUTRAL	0- 0	0- 0	0- 0			

RPI 1-25				RPI 26-50				RPI 51-100				RPI 101+ Team's RPI: 258			
RPI	S	Opponent	Score	RPI	S	Opponent	Score	RPI	S	Opponent	Score	RPI	S	Opponent	Score
5	A	UConn	45 96	27	A	South Fla.	59 82	63	A	TCU	63 73	114	A	Tulsa	58 74
5	H	UConn	28 87	27	H	South Fla.	51 72	72	A	East Carolina	53 67	114	H	Tulsa	59 72
17	A	Arizona St.	42 77	28	H	Texas A&M	62 70	72	H	East Carolina	49 67	131	A	Temple	64 77
				50	A	Tulane	58 60	90	H	Southern California	57 64	131	H	Temple	39 55
				50	H	Tulane	60 84					143	H	Eastern Wash.	69 53
												151	H	Northern Colo.	44 57
												154	N	Auburn	43 56
												157	N	Indiana St.	55 64
												242	H	UTEP	63 59
												263	A	UCF	70 60
												263	H	UCF	57 61
												264	H	Cincinnati	46 56
												278	A	Houston	68 51
												278	H	Houston	45 63
												323	H	North Texas	62 55
												336	H	Florida A&M	77 46
LAST 12 Division I GAMES:															
264	H	Cincinnati	46 56	263	A	UCF	70 60								
131	H	Temple	39 55	50	H	Tulane	60 84								
278	A	Houston	68 51	114	A	Tulsa	58 74								
72	A	East Carolina	53 67	263	H	UCF	57 61								
114	H	Tulsa	59 72	72	H	East Carolina	49 67								
27	H	South Fla.	51 72	50	A	Tulane	58 60								

Non-Div I Games:

SMU

■ Loss,
 ■ Non-Conf,
 ■ S Site,
 ■ Home
 ■ A Away
 N Neutral

Sacramento St.

Through Games Of March 1, 2015

Average RPI Win:	213	WON-LOST	WINNING	LAST 10	STRENGTH OF	OPP. STRENGTH	TEAM	ADJ.	CONF.	ADJ CONF.
Average RPI Loss:	133	RECORD	PCT. RANK	GAMES	SCHEDULE	OF SCHEDULE	RPI	RPI	RPI	RPI
DIV. I ONLY	13- 14	186	6- 4	141	157	140	140	21	21	
DIV. I NON-CONF.	2- 9	297	0- 0	90	48	251	251	21	21	
TOTALS	RPI 1-25	RPI 26-50	W-L RECORDS	RPI 51-100	RPI 101-150	RPI 150+				
13- 14	0- 2	0- 0	OVERALL	0- 4	2- 2	11- 6				
8- 2	0- 0	0- 0	HOME	0- 0	1- 1	7- 1				
5- 12	0- 2	0- 0	AWAY	0- 4	1- 1	4- 5				
0- 0	0- 0	0- 0	NEUTRAL	0- 0	0- 0	0- 0				
2- 9	0- 2	0- 0	NON-CONFERENCE	0- 4	1- 0	1- 3				
2- 1	0- 0	0- 0	HOME	0- 0	1- 0	1- 1				
0- 8	0- 2	0- 0	AWAY	0- 4	0- 0	0- 2				
0- 0	0- 0	0- 0	NEUTRAL	0- 0	0- 0	0- 0				
11- 5	0- 0	0- 0	CONFERENCE	0- 0	1- 2	10- 3				
6- 1	0- 0	0- 0	HOME	0- 0	0- 1	6- 0				
5- 4	0- 0	0- 0	AWAY	0- 0	1- 1	4- 3				
0- 0	0- 0	0- 0	NEUTRAL	0- 0	0- 0	0- 0				

RPI 1-25				RPI 26-50				RPI 51-100				RPI 101+ Team's RPI: 140			
RPI	S	Opponent	Score	RPI	S	Opponent	Score	RPI	S	Opponent	Score	RPI	S	Opponent	Score
11	A	Oregon St.	61 109					59	A	St. Mary's (CA)	91 99	101	A	Montana	86 94
24	A	California	94 107					90	A	Southern California	99 101	123	H	New Mexico St.	93 85
								94	A	UCLA	83 92	143	A	Eastern Wash.	73 67
								99	A	CSUN	66 81	143	H	Eastern Wash.	79 80
												151	A	Northern Colo.	76 78
												151	H	Northern Colo.	76 71
												153	H	UC Davis	82 90
												164	A	North Dakota	64 62
												164	H	North Dakota	93 86
												186	A	Montana St.	64 91
												202	A	Idaho	107 89
												202	H	Idaho	92 84
												221	A	San Diego St.	91 99
												237	H	Idaho St.	84 53
												239	A	Southern Utah	69 67
												252	H	Weber St.	108 65
												257	A	San Jose St.	94 102
												266	A	Northern Ariz.	60 64
												274	H	Utah St.	102 92
												307	A	Portland St.	92 60
												307	H	Portland St.	123 77
LAST 12 Division I GAMES:															
307	H	Portland St.	123 77	101	A	Montana	86 94								
164	A	North Dakota	64 62	186	A	Montana St.	64 91								
151	A	Northern Colo.	76 78	252	H	Weber St.	108 65								
202	H	Idaho	92 84	237	H	Idaho St.	84 53								
143	H	Eastern Wash.	79 80	143	A	Eastern Wash.	73 67								
307	A	Portland St.	92 60	202	A	Idaho	107 89								

Non-Div I Games:

Sacramento St.

■ Loss,
 ■ Non-Conf,
 ■ S Site,
 ■ H Home
 ■ A Away
 N Neutral

Sacred Heart

Through Games Of March 1, 2015

Average RPI Win:	254	WON-LOST	WINNING	LAST 10	STRENGTH OF	OPP. STRENGTH	TEAM	ADJ.	CONF.	ADJ CONF.
Average RPI Loss:	178	RECORD	PCT. RANK	GAMES	SCHEDULE	OF SCHEDULE	RPI	RPI	RPI	RPI
DIV. I ONLY	15- 11	126	7- 2	280	294	199	199	29	29	
DIV. I NON-CONF.	4- 5	188	0- 0	125	176	149	149	28	28	
TOTALS	RPI 1-25	RPI 26-50	W-L RECORDS	RPI 51-100	RPI 101-150	RPI 150+				
15- 11	0- 0	0- 0	OVERALL	2- 1	0- 3	13- 7				
9- 3	0- 0	0- 0	HOME	0- 0	0- 2	9- 1				
6- 7	0- 0	0- 0	AWAY	2- 0	0- 1	4- 6				
0- 1	0- 0	0- 0	NEUTRAL	0- 1	0- 0	0- 0				
4- 5	0- 0	0- 0	NON-CONFERENCE	2- 1	0- 1	2- 3				
1- 2	0- 0	0- 0	HOME	0- 0	0- 1	1- 1				
3- 2	0- 0	0- 0	AWAY	2- 0	0- 0	1- 2				
0- 1	0- 0	0- 0	NEUTRAL	0- 1	0- 0	0- 0				
11- 6	0- 0	0- 0	CONFERENCE	0- 0	0- 2	11- 4				
8- 1	0- 0	0- 0	HOME	0- 0	0- 1	8- 0				
3- 5	0- 0	0- 0	AWAY	0- 0	0- 1	3- 4				
0- 0	0- 0	0- 0	NEUTRAL	0- 0	0- 0	0- 0				

RPI 1-25			RPI 26-50			RPI 51-100			RPI 101+			Team's RPI: 199
RPI	S	Opponent	Score	RPI	S	Opponent	Score	RPI	S	Opponent	Score	
						61 N Drexel	54 61	125 H Lehigh			77 85	
						77 A Villanova	72 49	150 A Central Conn. St.			58 70	
						83 A Maine	59 58	150 H Central Conn. St.			49 62	
								155 A Bryant			67 71	
								155 H Bryant			70 67	
								170 A Hartford			63 68	
								177 A Robert Morris			65 76	
								177 H Robert Morris			69 60	
								180 H Siena			65 75	
								190 A Iona			82 80	
								215 A Brown			56 66	
								280 A St. Francis Brooklyn			53 77	
								280 H St. Francis Brooklyn			71 55	
								300 A LIU Brooklyn			74 77	
								300 H LIU Brooklyn			78 71	
								303 H Vermont			76 66	
								304 H Fairleigh Dickinson			66 65	
								314 A Mt. St. Mary's			66 60	
								314 H Mt. St. Mary's			71 64	
								320 A Saint Francis (PA)			101 90	
								320 H Saint Francis (PA)			82 77	
								333 A Wagner			73 59	
								333 H Wagner			73 60	
LAST 12 Division I GAMES:												
						304 H Fairleigh Dickinson	66 65	333 H Wagner			73 60	
						300 H LIU Brooklyn	78 71	155 H Bryant			70 67	
						177 H Robert Morris	69 60	333 A Wagner			73 59	
						150 A Central Conn. St.	58 70	314 H Mt. St. Mary's			71 64	
						314 A Mt. St. Mary's	66 60	155 A Bryant			67 71	
						280 A St. Francis Brooklyn	53 77	177 A Robert Morris			65 76	

Non-Div I Games: Bridgeport 84 41

Sacred Heart

Loss, Non-Conf, S Site, H Home A Away N Neutral

Average RPI Win:	257	WON-LOST	WINNING	LAST 10	STRENGTH OF	OPP. STRENGTH	TEAM	ADJ.	CONF.	ADJ CONF.
Average RPI Loss:	190	RECORD	PCT. RANK	GAMES	SCHEDULE	OF SCHEDULE	RPI	RPI	RPI	RPI
DIV. I ONLY	5- 23	322	3- 7	218	282	320	320	29	29	
DIV. I NON-CONF.	1- 10	329	0- 0	93	99	281	281	28	28	
TOTALS	RPI 1-25	RPI 26-50	W-L RECORDS	RPI 51-100	RPI 101-150	RPI 150+				
5- 23	0- 1	0- 3	OVERALL	0- 1	1- 3	4- 15				
3- 10	0- 0	0- 0	HOME	0- 0	1- 2	2- 8				
1- 13	0- 1	0- 3	AWAY	0- 1	0- 1	1- 7				
1- 0	0- 0	0- 0	NEUTRAL	0- 0	0- 0	1- 0				
1- 10	0- 1	0- 3	NON-CONFERENCE	0- 1	0- 2	1- 3				
0- 5	0- 0	0- 0	HOME	0- 0	0- 2	0- 3				
0- 5	0- 1	0- 3	AWAY	0- 1	0- 0	0- 0				
1- 0	0- 0	0- 0	NEUTRAL	0- 0	0- 0	1- 0				
4- 13	0- 0	0- 0	CONFERENCE	0- 0	1- 1	3- 12				
3- 5	0- 0	0- 0	HOME	0- 0	1- 0	2- 5				
1- 8	0- 0	0- 0	AWAY	0- 0	0- 1	1- 7				
0- 0	0- 0	0- 0	NEUTRAL	0- 0	0- 0	0- 0				

RPI	S	Opponent	Score	RPI	S	Opponent	Score	RPI	S	Opponent	Score	RPI	S	Opponent	Score	Team's RPI: 320
2	A	Tennessee	44 111	33	A	Pittsburgh	59 97	65	A	West Virginia	46 101	112	H	East Tenn. St.	63 79	
				35	A	Ohio St.	97 113					134	H	Buffalo	80 88	
				48	A	Duquesne	52 92					150	A	Central Conn. St.	59 72	
												150	H	Central Conn. St.	61 48	
												155	A	Bryant	83 87	
												155	H	Bryant	71 73	
												177	A	Robert Morris	60 71	
												177	H	Robert Morris	71 68	
												199	A	Sacred Heart	77 82	
												199	H	Sacred Heart	90 101	
												233	H	George Mason	77 86	
												255	H	Canisius	74 87	
												280	A	St. Francis Brooklyn	55 71	
												280	H	St. Francis Brooklyn	55 70	
												294	H	Bowling Green	62 76	
												300	A	LIU Brooklyn	79 84	
												300	H	LIU Brooklyn	87 75	
												304	A	Fairleigh Dickinson	63 78	
												304	H	Fairleigh Dickinson	65 78	
												314	A	Mt. St. Mary's	64 74	
												327	N	Coastal Caro.	75 72	
												333	A	Wagner	87 74	
												333	H	Wagner	60 76	
LAST 12 Division I GAMES:																
				177	A	Robert Morris	60 71					300	A	LIU Brooklyn	79 84	
				150	A	Central Conn. St.	59 72					155	H	Bryant	71 73	
				280	A	St. Francis Brooklyn	55 71					304	H	Fairleigh Dickinson	65 78	
				150	H	Central Conn. St.	61 48					333	A	Wagner	87 74	
				300	H	LIU Brooklyn	87 75					314	A	Mt. St. Mary's	64 74	
				304	A	Fairleigh Dickinson	63 78					280	H	St. Francis Brooklyn	55 70	

Non-Div I Games:

Saint Francis (PA)

■ Loss,
 ■ Non-Conf,
 ■ S Site,
 ■ Home
 ■ A Away
 N Neutral

Saint Joseph's

Through Games Of March 1, 2015

Average RPI Win:	154	WON-LOST	WINNING	LAST 10	STRENGTH OF	OPP. STRENGTH	TEAM	ADJ.	CONF.	ADJ CONF.
Average RPI Loss:	72	RECORD	PCT. RANK	GAMES	SCHEDULE	OF SCHEDULE	RPI	RPI	RPI	RPI
DIV. I ONLY	12- 16	225	6- 4	6	89	91	91	6	6	
DIV. I NON-CONF.	4- 8	234	0- 0	1	107	82	82	6	6	
TOTALS	RPI 1-25	RPI 26-50	W-L RECORDS	RPI 51-100	RPI 101-150	RPI 150+				
12- 16	0- 3	1- 4	OVERALL	3- 5	3- 2	5- 2				
9- 4	0- 0	1- 1	HOME	3- 1	3- 1	2- 1				
2- 12	0- 3	0- 3	AWAY	0- 4	0- 1	2- 1				
1- 0	0- 0	0- 0	NEUTRAL	0- 0	0- 0	1- 0				
4- 8	0- 1	0- 3	NON-CONFERENCE	2- 3	1- 1	1- 0				
3- 2	0- 0	0- 1	HOME	2- 0	1- 1	0- 0				
0- 6	0- 1	0- 2	AWAY	0- 3	0- 0	0- 0				
1- 0	0- 0	0- 0	NEUTRAL	0- 0	0- 0	1- 0				
8- 8	0- 2	1- 1	CONFERENCE	1- 2	2- 1	4- 2				
6- 2	0- 0	1- 0	HOME	1- 1	2- 0	2- 1				
2- 6	0- 2	0- 1	AWAY	0- 1	0- 1	2- 1				
0- 0	0- 0	0- 0	NEUTRAL	0- 0	0- 0	0- 0				

RPI 1-25				RPI 26-50				RPI 51-100 Team's RPI: 91				RPI 101+			
RPI	S	Opponent	Score	RPI	S	Opponent	Score	RPI	S	Opponent	Score	RPI	S	Opponent	Score
1	A	Notre Dame	50 64	31	H	Quinnipiac	67 69	55	A	Penn	51 65	124	A	Rhode Island	61 63
14	A	Dayton	64 82	40	A	Seton Hall	60 77	61	A	Drexel	63 76	125	H	Lehigh	71 73
18	A	George Washington	69 83	42	A	Rutgers	52 76	77	H	Villanova	58 54	129	H	VCU	63 46
				48	A	Duquesne	54 63	80	A	Fordham	47 57	131	H	Temple	78 74
				48	H	Duquesne	60 49	80	H	Fordham	47 48	146	H	St. Bonaventure	66 48
								81	A	Liberty	75 76	162	A	Saint Louis	51 52
								93	H	Richmond	61 59	176	A	La Salle	67 55
								99	H	CSUN	61 54	176	H	La Salle	70 64
												192	H	Massachusetts	47 65
												233	H	George Mason	82 51
												254	A	Davidson	57 52
												280	N	St. Francis Brooklyn	64 42
LAST 12 Division I GAMES:															
176	A	La Salle	67 55	80	H	Fordham	47 48								
48	H	Duquesne	60 49	176	H	La Salle	70 64								
93	H	Richmond	61 59	254	A	Davidson	57 52								
233	H	George Mason	82 51	162	A	Saint Louis	51 52								
14	A	Dayton	64 82	146	H	St. Bonaventure	66 48								
124	A	Rhode Island	61 63	48	A	Duquesne	54 63								

Non-Div I Games:

Saint Joseph's

■ Loss,
 ■ Non-Conf,
 ■ S Site,
 ■ Home
 ■ A Away
 N Neutral

Saint Louis

Through Games Of March 1, 2015

Average RPI Win:	185	WON-LOST	WINNING	LAST 10	STRENGTH OF	OPP. STRENGTH	TEAM	ADJ.	CONF.	ADJ CONF.
Average RPI Loss:	131	RECORD	PCT. RANK	GAMES	SCHEDULE	OF SCHEDULE	RPI	RPI	RPI	RPI
DIV. I ONLY	13- 15	196	5- 5	126	123	162	162	6	6	
DIV. I NON-CONF.	6- 6	158	0- 0	193	289	176	176	6	6	
<hr/>										
TOTALS	RPI 1-25	RPI 26-50	W-L RECORDS	RPI 51-100	RPI 101-150	RPI 150+				
13- 15	1- 2	0- 1	OVERALL	2- 3	2- 3	8- 6				
6- 6	1- 1	0- 0	HOME	2- 0	1- 2	2- 3				
6- 8	0- 1	0- 1	AWAY	0- 3	1- 1	5- 2				
1- 1	0- 0	0- 0	NEUTRAL	0- 0	0- 0	1- 1				
6- 6	0- 0	0- 0	NON-CONFERENCE	0- 2	2- 0	4- 4				
2- 2	0- 0	0- 0	HOME	0- 0	1- 0	1- 2				
3- 3	0- 0	0- 0	AWAY	0- 2	1- 0	2- 1				
1- 1	0- 0	0- 0	NEUTRAL	0- 0	0- 0	1- 1				
7- 9	1- 2	0- 1	CONFERENCE	2- 1	0- 3	4- 2				
4- 4	1- 1	0- 0	HOME	2- 0	0- 2	1- 1				
3- 5	0- 1	0- 1	AWAY	0- 1	0- 1	3- 1				
0- 0	0- 0	0- 0	NEUTRAL	0- 0	0- 0	0- 0				

RPI 1-25				RPI 26-50				RPI 51-100				RPI 101+ Team's RPI: 162			
RPI	S	Opponent	Score	RPI	S	Opponent	Score	RPI	S	Opponent	Score	RPI	S	Opponent	Score
14	A	Dayton	72 87	48	A	Duquesne	64 77	62	A	Vanderbilt	57 75	114	A	Tulsa	63 58
14	H	Dayton	68 95					80	H	Fordham	54 50	124	A	Rhode Island	53 68
18	H	George Washington	79 61					91	H	Saint Joseph's	52 51	129	H	VCU	54 59
								93	A	Richmond	72 75	137	H	Ball St.	73 68
								96	A	Missouri	55 74	146	H	St. Bonaventure	55 57
												157	A	Indiana St.	60 63
												157	H	Indiana St.	58 68
												173	H	SIUE	74 63
												176	A	La Salle	76 47
												181	H	Mercer	75 80
												192	A	Massachusetts	75 67
												233	A	George Mason	57 66
												233	H	George Mason	82 59
												250	N	Austin Peay	81 86
												254	A	Davidson	77 59
												254	H	Davidson	50 53
												297	A	Eastern Ill.	63 49
												310	A	Southeast Mo. St.	74 56
												326	N	Utah Valley	68 66
<hr/>															
LAST 12 Division I GAMES:															
14	H	Dayton	68 95	93	A	Richmond	72 75								
124	A	Rhode Island	53 68	14	A	Dayton	72 87								
233	H	George Mason	82 59	91	H	Saint Joseph's	52 51								
146	H	St. Bonaventure	55 57	80	H	Fordham	54 50								
254	A	Davidson	77 59	176	A	La Salle	76 47								
18	H	George Washington	79 61	254	H	Davidson	50 53								

Non-Div I Games: Mo.-St. Louis 68 49

Saint Louis

Loss, Non-Conf, S Site, H Home A Away N Neutral

Through Games Of March 1, 2015

RPI 1-25				RPI 26-50				RPI 51-100				RPI 101+				Team's RPI: 332	
RPI	S	Opponent	Score	RPI	S	Opponent	Score	RPI	S	Opponent	Score	RPI	S	Opponent	Score		
				31	A	Quinnipiac	52 82					111	H	Yale	45 53		
				31	H	Quinnipiac	50 81					119	A	Marist	51 77		
				40	A	Seton Hall	45 75					119	H	Marist	66 58		
												125	H	Lehigh	58 70		
												175	A	Fairfield	46 57		
												175	H	Fairfield	47 57		
												178	A	Stony Brook	40 56		
												180	A	Siena	47 64		
												180	H	Siena	40 65		
												190	A	Iona	43 77		
												190	H	Iona	65 67		
												208	H	Lafayette	34 49		
												211	A	Navy	35 71		
												234	A	Niagara	40 73		
												234	H	Niagara	65 58		
												251	A	Monmouth	56 64		
												251	H	Monmouth	52 67		
												255	A	Canisius	50 75		
												255	H	Canisius	45 57		
												269	A	Rider	49 54		
												269	H	Rider	50 49		
												277	A	Loyola Maryland	49 59		
												280	N	St. Francis Brooklyn	36 48		
												304	H	Fairleigh Dickinson	59 76		
												316	A	Manhattan	68 58		
												316	H	Manhattan	66 69		
				180	A	Siena	47 64	316	A	Manhattan	68 58						
				119	H	Marist	66 58	251	H	Monmouth	52 67						
				316	H	Manhattan	66 69	31	H	Quinnipiac	50 81						
				31	A	Quinnipiac	52 82	234	H	Niagara	65 58						
				251	A	Monmouth	56 64	269	A	Rider	49 54						
				190	H	Iona	65 67	119	A	Marist	51 77						
LAST 12 Division I GAMES:																	
				180	A	Siena	47 64	316	A	Manhattan	68 58						
				119	H	Marist	66 58	251	H	Monmouth	52 67						
				316	H	Manhattan	66 69	31	H	Quinnipiac	50 81						
				31	A	Quinnipiac	52 82	234	H	Niagara	65 58						
				251	A	Monmouth	56 64	269	A	Rider	49 54						
				190	H	Iona	65 67	119	A	Marist	51 77						

Saint Peter's

Page 252

Sam Houston St.

Through Games Of March 1, 2015

Average RPI Win:	254	WON-LOST	WINNING	LAST 10	STRENGTH OF	OPP. STRENGTH	TEAM	ADJ.	CONF.	ADJ CONF.
Average RPI Loss:	199	RECORD	PCT. RANK	GAMES	SCHEDULE	OF SCHEDULE	RPI	RPI	RPI	RPI
DIV. I ONLY	6- 19	301	3- 7	207	326	302	302	28	28	
DIV. I NON-CONF.	1- 8	322	0- 0	61	252	276	276	27	27	
TOTALS	RPI 1-25	RPI 26-50	W-L RECORDS	RPI 51-100	RPI 101-150	RPI 150+				
6- 19	0- 0	0- 1	OVERALL	0- 4	1- 0	5- 14				
4- 7	0- 0	0- 0	HOME	0- 0	1- 0	3- 7				
2- 10	0- 0	0- 1	AWAY	0- 3	0- 0	2- 6				
0- 2	0- 0	0- 0	NEUTRAL	0- 1	0- 0	0- 1				
1- 8	0- 0	0- 1	NON-CONFERENCE	0- 4	0- 0	1- 3				
1- 1	0- 0	0- 0	HOME	0- 0	0- 0	1- 1				
0- 5	0- 0	0- 1	AWAY	0- 3	0- 0	0- 1				
0- 2	0- 0	0- 0	NEUTRAL	0- 1	0- 0	0- 1				
5- 11	0- 0	0- 0	CONFERENCE	0- 0	1- 0	4- 11				
3- 6	0- 0	0- 0	HOME	0- 0	1- 0	2- 6				
2- 5	0- 0	0- 0	AWAY	0- 0	0- 0	2- 5				
0- 0	0- 0	0- 0	NEUTRAL	0- 0	0- 0	0- 0				

RPI S	Opponent	Score	RPI S	Opponent	Score	RPI S	Opponent	Score	RPI S	Opponent	Score	Team's RPI: 302
44	A Wichita St.	46 70	56	A South Dakota St.	49 60	128	H Stephen F. Austin	65 64	163	A La.-Lafayette	46 65	
			63	A TCU	55 79	189	H Lamar	68 87	193	H Texas Southern	61 54	
			71	A LSU	45 71	214	H Northwestern St.	57 66	222	H McNeese St.	74 79	
			90	N Southern California	67 88	225	A Nicholls St.	64 67	231	H Prairie View	53 70	
						247	A Central Ark.	63 66	247	H Central Ark.	56 64	
						259	A A&M-Corpus Christi	52 60	259	H A&M-Corpus Christi	50 63	
						261	A Abilene Christian	63 58	261	H Abilene Christian	48 63	
						288	A Houston Baptist	61 66	288	H Houston Baptist	74 67	
						318	A New Orleans	75 59	321	A Southeastern La.	76 78	
						336	N Florida A&M	67 69	338	H Incarnate Word	59 55	
LAST 12 Division I GAMES:												
259	A A&M-Corpus Christi	52 60	288	H Houston Baptist	74 67							
247	H Central Ark.	56 64	189	H Lamar	68 87							
247	A Central Ark.	63 66	128	H Stephen F. Austin	65 64							
288	A Houston Baptist	61 66	261	A Abilene Christian	63 58							
261	H Abilene Christian	48 63	222	H McNeese St.	74 79							
259	H A&M-Corpus Christi	50 63	225	A Nicholls St.	64 67							

Non-Div I Games: Wiley

48 65

Sam Houston St.

Loss, Non-Conf, S Site, H Home A Away N Neutral

Average RPI Win:	251	WON-LOST	WINNING	LAST 10	STRENGTH OF	OPP. STRENGTH	TEAM	ADJ.	CONF.	ADJ CONF.
Average RPI Loss:	117	RECORD	PCT. RANK	GAMES	SCHEDULE	OF SCHEDULE	RPI	RPI	RPI	RPI
DIV. I ONLY	14- 14	172	4- 6	220	175	194	194	20	20	
DIV. I NON-CONF.	6- 8	197	0- 0	245	101	215	215	22	22	
TOTALS	RPI 1-25	RPI 26-50	W-L RECORDS	RPI 51-100	RPI 101-150	RPI 150+				
14- 14	0- 2	0- 1	OVERALL	0- 2	2- 3	12- 6				
10- 2	0- 1	0- 0	HOME	0- 0	2- 0	8- 1				
3- 11	0- 1	0- 1	AWAY	0- 1	0- 3	3- 5				
1- 1	0- 0	0- 0	NEUTRAL	0- 1	0- 0	1- 0				
6- 8	0- 0	0- 1	NON-CONFERENCE	0- 2	1- 2	5- 3				
5- 0	0- 0	0- 0	HOME	0- 0	1- 0	4- 0				
0- 7	0- 0	0- 1	AWAY	0- 1	0- 2	0- 3				
1- 1	0- 0	0- 0	NEUTRAL	0- 1	0- 0	1- 0				
8- 6	0- 2	0- 0	CONFERENCE	0- 0	1- 1	7- 3				
5- 2	0- 1	0- 0	HOME	0- 0	1- 0	4- 1				
3- 4	0- 1	0- 0	AWAY	0- 0	0- 1	3- 2				
0- 0	0- 0	0- 0	NEUTRAL	0- 0	0- 0	0- 0				

RPI 1-25				RPI 26-50				RPI 51-100				RPI 101+ Team's RPI: 194			
RPI	S	Opponent	Score	RPI	S	Opponent	Score	RPI	S	Opponent	Score	RPI	S	Opponent	Score
19	A	Chattanooga	32 49	50	A	Tulane	56 58	73	A	Kansas St.	41 60	102	A	Kansas	44 66
19	H	Chattanooga	49 56					94	N	UCLA	52 71	108	A	Troy	67 76
												112	A	East Tenn. St.	46 48
												112	H	East Tenn. St.	69 46
												126	H	UT Martin	79 75
												154	A	Auburn	41 64
												159	A	Furman	44 64
												159	H	Furman	76 65
												160	A	Memphis	48 64
												181	A	Mercer	65 70
												181	H	Mercer	59 74
												184	H	UAB	70 41
												219	N	Penn St.	59 56
												230	A	Georgia St.	56 61
												245	H	North Florida	81 47
												291	H	Alabama St.	56 43
												298	A	Western Caro.	60 50
												298	H	Western Caro.	68 52
												308	A	Wofford	68 43
												308	H	Wofford	69 50
												312	A	UNC Greensboro	62 56
												312	H	UNC Greensboro	88 66
												344	H	Alabama A&M	61 50
LAST 12 Division I GAMES:															
181	A	Mercer	65 70	308	H	Wofford	69 50								
112	H	East Tenn. St.	69 46	181	H	Mercer	59 74								
19	H	Chattanooga	49 56	112	A	East Tenn. St.	46 48								
159	A	Furman	44 64	19	A	Chattanooga	32 49								
308	A	Wofford	68 43	298	H	Western Caro.	68 52								
312	H	UNC Greensboro	88 66	159	H	Furman	76 65								

Non-Div I Games: Aub.-Montgomery 62 36

Samford

■ Loss,
 ■ Non-Conf,
 ■ S Site,
 ■ Home
 ■ A Away
 N Neutral

San Diego

Through Games Of March 1, 2015

Average RPI Win:	199	WON-LOST	WINNING	LAST 10	STRENGTH OF	OPP. STRENGTH	TEAM	ADJ.	CONF.	ADJ CONF.
Average RPI Loss:	57	RECORD	PCT. RANK	GAMES	SCHEDULE	OF SCHEDULE	RPI	RPI	RPI	RPI
DIV. I ONLY	22- 5	26	8- 2	217	88	51	51	9	9	
DIV. I NON-CONF.	8- 1	25	0- 0	309	142	91	91	7	7	
TOTALS	RPI 1-25	RPI 26-50	W-L RECORDS	RPI 51-100	RPI 101-150	RPI 150+				
22- 5	0- 0	1- 1	OVERALL	3- 4	0- 0	18- 0				
12- 2	0- 0	1- 0	HOME	2- 2	0- 0	9- 0				
10- 3	0- 0	0- 1	AWAY	1- 2	0- 0	9- 0				
0- 0	0- 0	0- 0	NEUTRAL	0- 0	0- 0	0- 0				
8- 1	0- 0	0- 0	NON-CONFERENCE	0- 1	0- 0	8- 0				
4- 1	0- 0	0- 0	HOME	0- 1	0- 0	4- 0				
4- 0	0- 0	0- 0	AWAY	0- 0	0- 0	4- 0				
0- 0	0- 0	0- 0	NEUTRAL	0- 0	0- 0	0- 0				
14- 4	0- 0	1- 1	CONFERENCE	3- 3	0- 0	10- 0				
8- 1	0- 0	1- 0	HOME	2- 1	0- 0	5- 0				
6- 3	0- 0	0- 1	AWAY	1- 2	0- 0	5- 0				
0- 0	0- 0	0- 0	NEUTRAL	0- 0	0- 0	0- 0				

RPI 1-25				RPI 26-50				RPI 51-100				Team's RPI: 51	RPI 101+			
RPI	S	Opponent	Score	RPI	S	Opponent	Score	RPI	S	Opponent	Score		RPI	S	Opponent	Score
				38	A	Gonzaga	49 67	53	H	Fresno St.	88 93		152	H	Dartmouth	78 53
				38	H	Gonzaga	75 62	54	A	Pacific	63 53		168	A	San Francisco	74 69
								54	H	Pacific	56 52		168	H	San Francisco	56 55
								59	A	St. Mary's (CA)	66 68		186	H	Montana St.	79 64
								59	H	St. Mary's (CA)	56 57		202	A	Idaho	58 52
								75	A	BYU	50 54		217	A	Pepperdine	68 64
								75	H	BYU	69 59		217	H	Pepperdine	72 55
													221	H	San Diego St.	66 44
													227	H	Cal St. Fullerton	60 54
													228	A	Santa Clara	64 61
													228	H	Santa Clara	72 59
													252	A	Weber St.	59 50
													272	A	UC Irvine	87 64
													275	A	Loyola Marymount	67 59
													275	H	Loyola Marymount	68 49
													282	A	Portland	87 65
													282	H	Portland	80 72
													311	A	Seattle	59 54
LAST 12 Division I GAMES:																
				282	H	Portland	80 72						275	H	Loyola Marymount	68 49
				38	H	Gonzaga	75 62						168	A	San Francisco	74 69
				75	H	BYU	69 59						228	A	Santa Clara	64 61
				59	A	St. Mary's (CA)	66 68						75	A	BYU	50 54
				54	A	Pacific	63 53						54	H	Pacific	56 52
				217	H	Pepperdine	72 55						59	H	St. Mary's (CA)	56 57

Non-Div I Games: Cal St. San Marcos 82 42

San Diego

■ Loss,
 ■ Non-Conf,
 ■ S Site,
 ■ Home
 ■ A Away
 N Neutral

Average RPI Win:	256	WON-LOST	WINNING	LAST 10	STRENGTH OF	OPP. STRENGTH	TEAM	ADJ.	CONF.	ADJ CONF.
Average RPI Loss:	99	RECORD	PCT. RANK	GAMES	SCHEDULE	OF SCHEDULE	RPI	RPI	RPI	RPI
DIV. I ONLY	10- 17	246	4- 6	93	191	221	221	22	22	
DIV. I NON-CONF.	3- 8	263	0- 0	36	141	199	199	19	19	
TOTALS	RPI 1-25	RPI 26-50	W-L RECORDS	RPI 51-100	RPI 101-150	RPI 150+				
10- 17	0- 1	0- 1	OVERALL	0- 7	2- 5	8- 3				
7- 6	0- 0	0- 1	HOME	0- 3	2- 2	5- 0				
2- 10	0- 1	0- 0	AWAY	0- 3	0- 3	2- 3				
1- 1	0- 0	0- 0	NEUTRAL	0- 1	0- 0	1- 0				
3- 8	0- 1	0- 1	NON-CONFERENCE	0- 3	1- 2	2- 1				
2- 3	0- 0	0- 1	HOME	0- 1	1- 1	1- 0				
0- 4	0- 1	0- 0	AWAY	0- 1	0- 1	0- 1				
1- 1	0- 0	0- 0	NEUTRAL	0- 1	0- 0	1- 0				
7- 9	0- 0	0- 0	CONFERENCE	0- 4	1- 3	6- 2				
5- 3	0- 0	0- 0	HOME	0- 2	1- 1	4- 0				
2- 6	0- 0	0- 0	AWAY	0- 2	0- 2	2- 2				
0- 0	0- 0	0- 0	NEUTRAL	0- 0	0- 0	0- 0				

RPI 1-25				RPI 26-50				RPI 51-100				RPI 101+ Team's RPI: 221			
RPI	S	Opponent	Score	RPI	S	Opponent	Score	RPI	S	Opponent	Score	RPI	S	Opponent	Score
4	A	South Carolina	38 89	30	H	Washington	48 69	51	A	San Diego	44 66	106	H	Long Beach St.	62 74
								53	A	Fresno St.	50 57	116	A	New Mexico	53 62
								53	H	Fresno St.	44 56	116	H	New Mexico	47 63
								57	N	Michigan	50 70	135	A	Boise St.	58 64
								68	A	Colorado St.	42 65	135	H	Boise St.	57 40
								68	H	Colorado St.	36 49	140	H	Sacramento St.	99 91
								99	H	CSUN	54 65	141	A	UC Riverside	54 64
												159	A	Furman	43 60
												206	A	Wyoming	66 74
												206	H	Wyoming	57 54
												220	A	UNLV	47 64
												237	N	Idaho St.	68 53
												257	H	San Jose St.	71 61
												274	A	Utah St.	70 59
												287	H	Nevada	57 49
												330	H	UC Santa Barbara	64 58
												345	A	Air Force	74 65
												345	H	Air Force	70 47
LAST 12 Division I GAMES:															
135	A	Boise St.	58 64	287	H	Nevada	57 49								
257	H	San Jose St.	71 61	274	A	Utah St.	70 59								
116	H	New Mexico	47 63	53	A	Fresno St.	50 57								
68	A	Colorado St.	42 65	68	H	Colorado St.	36 49								
206	A	Wyoming	66 74	345	H	Air Force	70 47								
135	H	Boise St.	57 40	220	A	UNLV	47 64								

Non-Div I Games:

San Diego St.

Through Games Of March 1, 2015

S
a
n
F
r
a
n
c
i
s
c
o

S
a
n
F
r
a
n
c
i
s
c
o

San Francisco

Page 257

Average RPI Win:	228	WON-LOST	WINNING	LAST 10	STRENGTH OF	OPP. STRENGTH	TEAM	ADJ.	CONF.	ADJ CONF.
Average RPI Loss:	164	RECORD	PCT. RANK	GAMES	SCHEDULE	OF SCHEDULE	RPI	RPI	RPI	RPI
DIV. I ONLY	11- 15	226	4- 6	305	143	257	257	22	22	
DIV. I NON-CONF.	5- 5	158	0- 0	296	71	185	185	19	19	
TOTALS	RPI 1-25	RPI 26-50	W-L RECORDS	RPI 51-100	RPI 101-150	RPI 150+				
11- 15	0- 1	0- 0	OVERALL	1- 3	2- 3	8- 8				
8- 4	0- 0	0- 0	HOME	1- 1	2- 1	5- 2				
2- 11	0- 1	0- 0	AWAY	0- 2	0- 2	2- 6				
1- 0	0- 0	0- 0	NEUTRAL	0- 0	0- 0	1- 0				
5- 5	0- 1	0- 0	NON-CONFERENCE	0- 0	1- 2	4- 2				
3- 0	0- 0	0- 0	HOME	0- 0	1- 0	2- 0				
1- 5	0- 1	0- 0	AWAY	0- 0	0- 2	1- 2				
1- 0	0- 0	0- 0	NEUTRAL	0- 0	0- 0	1- 0				
6- 10	0- 0	0- 0	CONFERENCE	1- 3	1- 1	4- 6				
5- 4	0- 0	0- 0	HOME	1- 1	1- 1	3- 2				
1- 6	0- 0	0- 0	AWAY	0- 2	0- 0	1- 4				
0- 0	0- 0	0- 0	NEUTRAL	0- 0	0- 0	0- 0				

RPI 1-25				RPI 26-50				RPI 51-100				RPI 101+ Team's RPI: 257			
RPI	S	Opponent	Score	RPI	S	Opponent	Score	RPI	S	Opponent	Score	RPI	S	Opponent	Score
24	A	California	87 110					53	A	Fresno St.	46 58	113	A	Colorado	89 97
								53	H	Fresno St.	56 51	116	H	New Mexico	62 64
								68	A	Colorado St.	59 77	135	H	Boise St.	88 78
								68	H	Colorado St.	76 85	140	H	Sacramento St.	102 94
												141	A	UC Riverside	80 100
												153	H	UC Davis	89 75
												168	A	San Francisco	62 77
												206	A	Wyoming	60 96
												206	H	Wyoming	61 71
												220	H	UNLV	68 72
												221	A	San Diego St.	61 71
												238	A	Utah	87 100
												264	N	Cincinnati	79 54
												272	A	UC Irvine	91 65
												274	A	Utah St.	80 85
												274	H	Utah St.	62 58
												287	A	Nevada	80 77
												287	H	Nevada	81 72
												299	H	Columbia	119 76
												345	A	Air Force	80 83
												345	H	Air Force	91 64
LAST 12 Division I GAMES:															
287	H	Nevada	81 72	53	H	Fresno St.	56 51								
68	H	Colorado St.	76 85	116	H	New Mexico	62 64								
221	A	San Diego St.	61 71	345	A	Air Force	80 83								
274	A	Utah St.	80 85	135	H	Boise St.	88 78								
206	H	Wyoming	61 71	68	A	Colorado St.	59 77								
287	A	Nevada	80 77	53	A	Fresno St.	46 58								

Non-Div I Games: Southern Ore. 110 91

San Jose St.

Santa Clara

Through Games Of March 1, 2015

Average RPI Win:	229	WON-LOST	WINNING	LAST 10	STRENGTH OF	OPP. STRENGTH	TEAM	ADJ.	CONF.	ADJ CONF.
Average RPI Loss:	102	RECORD	PCT. RANK	GAMES	SCHEDULE	OF SCHEDULE	RPI	RPI	RPI	RPI
DIV. I ONLY	9- 17	256	4- 6	172	78	228	228	9	9	
DIV. I NON-CONF.	4- 4	158	1- 0	301	58	180	180	7	7	
TOTALS	RPI 1-25	RPI 26-50	W-L RECORDS	RPI 51-100	RPI 101-150	RPI 150+				
9- 17	0- 1	0- 2	OVERALL	1- 8	0- 2	8- 4				
3- 7	0- 0	0- 1	HOME	0- 4	0- 1	3- 1				
4- 10	0- 1	0- 1	AWAY	0- 4	0- 1	4- 3				
2- 0	0- 0	0- 0	NEUTRAL	1- 0	0- 0	1- 0				
4- 4	0- 1	0- 0	NON-CONFERENCE	1- 0	0- 2	3- 1				
0- 1	0- 0	0- 0	HOME	0- 0	0- 1	0- 0				
2- 3	0- 1	0- 0	AWAY	0- 0	0- 1	2- 1				
2- 0	0- 0	0- 0	NEUTRAL	1- 0	0- 0	1- 0				
5- 13	0- 0	0- 2	CONFERENCE	0- 8	0- 0	5- 3				
3- 6	0- 0	0- 1	HOME	0- 4	0- 0	3- 1				
2- 7	0- 0	0- 1	AWAY	0- 4	0- 0	2- 2				
0- 0	0- 0	0- 0	NEUTRAL	0- 0	0- 0	0- 0				

RPI 1-25				RPI 26-50				RPI 51-100				RPI 101+ Team's RPI: 228			
RPI	S	Opponent	Score	RPI	S	Opponent	Score	RPI	S	Opponent	Score	RPI	S	Opponent	Score
20	A	Stanford	43 82	38	A	Gonzaga	49 76	51	A	San Diego	59 72	136	H	Cal Poly	73 79
				38	H	Gonzaga	70 78	51	H	San Diego	61 64	141	A	UC Riverside	69 80
								54	A	Pacific	75 87	153	N	UC Davis	79 76
								54	H	Pacific	59 61	166	A	Oregon	88 92
								59	A	St. Mary's (CA)	71 74	168	A	San Francisco	45 62
								59	H	St. Mary's (CA)	61 62	168	H	San Francisco	80 79
								71	N	LSU	69 67	217	A	Pepperdine	65 54
								75	A	BYU	55 84	217	H	Pepperdine	84 66
								75	H	BYU	56 58	275	A	Loyola Marymount	57 82
												275	H	Loyola Marymount	63 75
												282	A	Portland	64 55
												282	H	Portland	83 68
												330	A	UC Santa Barbara	47 33
												345	A	Air Force	85 64
LAST 12 Division I GAMES:															
345	A	Air Force	85 64	282	A	Portland	64 55								
59	A	St. Mary's (CA)	71 74	38	A	Gonzaga	49 76								
54	A	Pacific	75 87	75	H	BYU	56 58								
275	H	Loyola Marymount	63 75	51	H	San Diego	61 64								
217	H	Pepperdine	84 66	217	A	Pepperdine	65 54								
168	H	San Francisco	80 79	275	A	Loyola Marymount	57 82								

Non-Div I Games: San Fran. St. 87 41

Santa Clara

Loss, Non-Conf, S Site, H Home A Away N Neutral

Average RPI Win:	264	WON-LOST	WINNING	LAST 10	STRENGTH OF	OPP. STRENGTH	TEAM	ADJ.	CONF.	ADJ CONF.
Average RPI Loss:	145	RECORD	PCT. RANK	GAMES	SCHEDULE	OF SCHEDULE	RPI	RPI	RPI	RPI
DIV. I ONLY	14- 10	125	6- 2	232	298	161	161	31	31	
DIV. I NON-CONF.	3- 7	250	0- 1	56	39	163	163	29	29	
TOTALS	RPI 1-25	RPI 26-50	W-L RECORDS	RPI 51-100	RPI 101-150	RPI 150+				
14- 10	0- 2	0- 1	OVERALL	0- 1	3- 0	11- 6				
7- 3	0- 0	0- 0	HOME	0- 0	2- 0	5- 3				
7- 6	0- 2	0- 1	AWAY	0- 1	1- 0	6- 2				
0- 1	0- 0	0- 0	NEUTRAL	0- 0	0- 0	0- 1				
3- 7	0- 2	0- 1	NON-CONFERENCE	0- 1	2- 0	1- 3				
2- 1	0- 0	0- 0	HOME	0- 0	1- 0	1- 1				
1- 5	0- 2	0- 1	AWAY	0- 1	1- 0	0- 1				
0- 1	0- 0	0- 0	NEUTRAL	0- 0	0- 0	0- 1				
11- 3	0- 0	0- 0	CONFERENCE	0- 0	1- 0	10- 3				
5- 2	0- 0	0- 0	HOME	0- 0	1- 0	4- 2				
6- 1	0- 0	0- 0	AWAY	0- 0	0- 0	6- 1				
0- 0	0- 0	0- 0	NEUTRAL	0- 0	0- 0	0- 0				

RPI 1-25				RPI 26-50				RPI 51-100				RPI 101+ Team's RPI: 161			
RPI	S	Opponent	Score	RPI	S	Opponent	Score	RPI	S	Opponent	Score	RPI	S	Opponent	Score
4	A	South Carolina	49 111	46	A	Arkansas	46 75	80	A	Fordham	53 63	108	A	Troy	83 80
10	A	Florida St.	51 97									109	H	Hampton	61 55
												147	H	Florida	68 58
												154	A	Auburn	56 62
												170	N	Hartford	55 59
												200	A	N.C. A&T	59 56
												200	H	N.C. A&T	48 53
												213	H	Jacksonville	41 45
												248	H	Bethune-Cookman	52 59
												271	H	Norfolk St.	56 54
												285	A	South Carolina St.	55 52
												285	H	South Carolina St.	61 53
												291	H	Alabama St.	71 62
												296	A	Morgan St.	72 58
												325	A	UMES	50 61
												336	H	Florida A&M	77 55
												337	A	N.C. Central	82 61
												340	A	Coppin St.	63 56
												343	H	Howard	70 59
												347	A	Delaware St.	76 45
LAST 12 Division I GAMES:															
170	N	Hartford	55 59	296	A	Morgan St.	72 58								
285	A	South Carolina St.	55 52	200	H	N.C. A&T	48 53								
336	H	Florida A&M	77 55	271	H	Norfolk St.	56 54								
343	H	Howard	70 59	109	H	Hampton	61 55								
285	H	South Carolina St.	61 53	347	A	Delaware St.	76 45								
340	A	Coppin St.	63 56	325	A	UMES	50 61								

Non-Div I Games: Columbia (SC) 106 60 Allen 95 47

Savannah St.

■ Loss,
 ■ Non-Conf,
 ■ S Site,
 ■ Home
 ■ A Away
 N Neutral

Average RPI Win:	318	WON-LOST	WINNING	LAST 10	STRENGTH OF	OPP. STRENGTH	TEAM	ADJ.	CONF.	ADJ CONF.
Average RPI Loss:	160	RECORD	PCT. RANK	GAMES	SCHEDULE	OF SCHEDULE	RPI	RPI	RPI	RPI
DIV. I ONLY	8- 20	286	4- 6	279	283	311	311	30	30	
DIV. I NON-CONF.	3- 12	294	0- 0	218	172	321	321	30	30	
TOTALS	RPI 1-25	RPI 26-50	W-L RECORDS	RPI 51-100	RPI 101-150	RPI 150+				
8- 20	0- 0	0- 1	OVERALL	0- 3	0- 6	8- 10				
6- 11	0- 0	0- 1	HOME	0- 2	0- 3	6- 5				
2- 9	0- 0	0- 0	AWAY	0- 1	0- 3	2- 5				
0- 0	0- 0	0- 0	NEUTRAL	0- 0	0- 0	0- 0				
3- 12	0- 0	0- 1	NON-CONFERENCE	0- 3	0- 2	3- 6				
3- 8	0- 0	0- 1	HOME	0- 2	0- 1	3- 4				
0- 4	0- 0	0- 0	AWAY	0- 1	0- 1	0- 2				
0- 0	0- 0	0- 0	NEUTRAL	0- 0	0- 0	0- 0				
5- 8	0- 0	0- 0	CONFERENCE	0- 0	0- 4	5- 4				
3- 3	0- 0	0- 0	HOME	0- 0	0- 2	3- 1				
2- 5	0- 0	0- 0	AWAY	0- 0	0- 2	2- 3				
0- 0	0- 0	0- 0	NEUTRAL	0- 0	0- 0	0- 0				

RPI S	Opponent	Score	RPI S	Opponent	Score	RPI S	Opponent	Score	RPI S	Opponent	Score	Team's RPI: 311
30	H Washington	69 102	51	H San Diego	54 59	101	H Montana	64 70	106	A Long Beach St.	73 85	
			74	A Washington St.	62 82	115	A Bakersfield	61 73	115	H Bakersfield	62 69	
			99	H CSUN	63 86	123	A New Mexico St.	66 76	123	H New Mexico St.	69 76	
						166	A Oregon	44 70	168	H San Francisco	56 67	
						186	A Montana St.	61 74	202	H Idaho	50 65	
						209	A Tex.-Pan American	58 80	209	H Tex.-Pan American	60 70	
						227	H Cal St. Fullerton	59 66	237	H Idaho St.	55 63	
						273	A Grand Canyon	59 56	275	H Loyola Marymount	62 57	
						307	H Portland St.	54 47	326	A Utah Valley	42 73	
						326	H Utah Valley	73 58	330	H UC Santa Barbara	66 46	
						341	A UMKC	61 62	341	H UMKC	60 46	
						346	A Chicago St.	56 49	346	H Chicago St.	75 51	
						346	H Chicago St.	75 51				
LAST 12 Division I GAMES:												
115	A Bakersfield	61 73	273	A Grand Canyon	59 56							
346	A Chicago St.	56 49	115	H Bakersfield	62 69							
341	A UMKC	61 62	341	H UMKC	60 46							
209	H Tex.-Pan American	60 70	346	H Chicago St.	75 51							
123	H New Mexico St.	69 76	123	A New Mexico St.	66 76							
326	A Utah Valley	42 73	209	A Tex.-Pan American	58 80							

Non-Div I Games:

Seattle

Average RPI Win: 169	WON-LOST	WINNING	LAST 10	STRENGTH OF	OPP. STRENGTH	TEAM	ADJ.	CONF.	ADJ CONF.
Average RPI Loss: 123	RECORD	PCT. RANK	GAMES	SCHEDULE	OF SCHEDULE	RPI	RPI	RPI	RPI
DIV. I ONLY	26- 4	14	8- 2	200	77	40	40	10	10
DIV. I NON-CONF.	11- 1	11	0- 0	244	69	49	49	9	9
TOTALS	RPI 1-25	RPI 26-50	W-L RECORDS	RPI 51-100	RPI 101-150	RPI 150+			
26- 4	0- 0	2- 0	OVERALL	8- 3	3- 0	13- 1			
17- 1	0- 0	1- 0	HOME	5- 1	2- 0	9- 0			
9- 3	0- 0	1- 0	AWAY	3- 2	1- 0	4- 1			
0- 0	0- 0	0- 0	NEUTRAL	0- 0	0- 0	0- 0			
11- 1	0- 0	0- 0	NON-CONFERENCE	4- 1	1- 0	6- 0			
9- 0	0- 0	0- 0	HOME	3- 0	1- 0	5- 0			
2- 1	0- 0	0- 0	AWAY	1- 1	0- 0	1- 0			
0- 0	0- 0	0- 0	NEUTRAL	0- 0	0- 0	0- 0			
15- 3	0- 0	2- 0	CONFERENCE	4- 2	2- 0	7- 1			
8- 1	0- 0	1- 0	HOME	2- 1	1- 0	4- 0			
7- 2	0- 0	1- 0	AWAY	2- 1	1- 0	3- 1			
0- 0	0- 0	0- 0	NEUTRAL	0- 0	0- 0	0- 0			

RPI 1-25				RPI 26-50				Team's RPI: 40				RPI 51-100				RPI 101+			
RPI	S	Opponent	Score	RPI	S	Opponent	Score	RPI	S	Opponent	Score	RPI	S	Opponent	Score	RPI	S	Opponent	Score
				49	A	DePaul	81 80	65	A	West Virginia	87 89	132	A	Butler	85 76				
				49	H	DePaul	107 87	65	H	Georgia	70 51	132	H	Butler	70 65				
								77	A	Villanova	59 56	148	H	Kennesaw St.	77 74				
								77	H	Villanova	64 62	175	H	Fairfield	79 47				
								80	A	Fordham	56 43	187	A	Xavier	77 60				
								85	A	Creighton	79 74	187	H	Xavier	78 54				
								85	H	Creighton	73 81	208	H	Lafayette	80 63				
								88	A	St. John's (NY)	50 59	219	A	Penn St.	75 70				
								88	H	St. John's (NY)	78 73	253	A	Marquette	70 73				
								91	H	Saint Joseph's	77 60	253	H	Marquette	88 58				
								98	H	Illinois	82 72	256	A	Providence	68 67				
												256	H	Providence	67 40				
												269	H	Rider	66 47				
												292	A	Georgetown	99 85				
												292	H	Georgetown	95 68				
												295	H	NJIT	74 62				
												332	H	Saint Peter's	75 45				
LAST 12 Division I GAMES:																			
				132	A	Butler	85 76	85	H	Creighton	73 81								
				187	A	Xavier	77 60	256	H	Providence	67 40								
				77	H	Villanova	64 62	88	H	St. John's (NY)	78 73								
				292	H	Georgetown	95 68	292	A	Georgetown	99 85								
				253	A	Marquette	70 73	77	A	Villanova	59 56								
				49	A	DePaul	81 80	49	H	DePaul	107 87								

Non-Div I Games:

Seton Hall

■ Loss,
■ Non-Conf,
■ S Site,
■ H Home
■ A Away
N Neutral

Average RPI Win:	259	WON-LOST	WINNING	LAST 10	STRENGTH OF	OPP. STRENGTH	TEAM	ADJ.	CONF.	ADJ CONF.
Average RPI Loss:	138	RECORD	PCT. RANK	GAMES	SCHEDULE	OF SCHEDULE	RPI	RPI	RPI	RPI
DIV. I ONLY	18- 11	94	6- 4	276	265	180	180	24	24	
DIV. I NON-CONF.	7- 2	47	0- 0	210	313	89	89	24	24	
TOTALS	RPI 1-25	RPI 26-50	W-L RECORDS	RPI 51-100	RPI 101-150	RPI 150+				
18- 11	0- 0	0- 2	OVERALL	0- 2	2- 2	16- 5				
7- 7	0- 0	0- 1	HOME	0- 1	1- 1	6- 4				
11- 3	0- 0	0- 1	AWAY	0- 0	1- 1	10- 1				
0- 1	0- 0	0- 0	NEUTRAL	0- 1	0- 0	0- 0				
7- 2	0- 0	0- 0	NON-CONFERENCE	0- 2	2- 0	5- 0				
3- 1	0- 0	0- 0	HOME	0- 1	1- 0	2- 0				
4- 0	0- 0	0- 0	AWAY	0- 0	1- 0	3- 0				
0- 1	0- 0	0- 0	NEUTRAL	0- 1	0- 0	0- 0				
11- 9	0- 0	0- 2	CONFERENCE	0- 0	0- 2	11- 5				
4- 6	0- 0	0- 1	HOME	0- 0	0- 1	4- 4				
7- 3	0- 0	0- 1	AWAY	0- 0	0- 1	7- 1				
0- 0	0- 0	0- 0	NEUTRAL	0- 0	0- 0	0- 0				

RPI S	Opponent	Score	RPI S	Opponent	Score	RPI S	Opponent	Score	RPI S	Opponent	Score	Team's RPI: 180
31	A Quinnipiac	65 78	31	H Quinnipiac	62 87	79	N Akron	74 90	119	A Marist	58 65	
						82	H Albany (NY)	57 76	119	H Marist	46 56	
									134	A Buffalo	58 50	
									150	H Central Conn. St.	79 57	
									175	A Fairfield	54 47	
									175	H Fairfield	55 60	
									190	A Iona	50 57	
									190	H Iona	50 79	
									199	A Sacred Heart	75 65	
									234	A Niagara	56 52	
									234	H Niagara	59 64	
									251	A Monmouth	54 52	
									251	H Monmouth	65 58	
									255	A Canisius	71 70	
									255	H Canisius	58 54	
									262	H Colgate	80 68	
									269	A Rider	65 43	
									269	H Rider	49 56	
									304	H Fairleigh Dickinson	72 63	
									309	A Denver	78 62	
									316	A Manhattan	66 51	
									316	H Manhattan	59 51	
									324	A Binghamton	62 53	
									332	A Saint Peter's	65 40	
									332	H Saint Peter's	64 47	
LAST 12 Division I GAMES:												
332	H Saint Peter's	64 47	251	H Monmouth	65 58							
255	H Canisius	58 54	269	A Rider	65 43							
175	A Fairfield	54 47	31	H Quinnipiac	62 87							
316	A Manhattan	66 51	269	H Rider	49 56							
190	A Iona	50 57	316	H Manhattan	59 51							
234	H Niagara	59 64	251	A Monmouth	54 52							

Non-Div I Games:

Siena

■ Loss,
 ■ Non-Conf,
 ■ S Site,
 ■ Home
 ■ A Away
 N Neutral

Average RPI Win:	253	WON-LOST	WINNING	LAST 10	STRENGTH OF	OPP. STRENGTH	TEAM	ADJ.	CONF.	ADJ CONF.
Average RPI Loss:	164	RECORD	PCT. RANK	GAMES	SCHEDULE	OF SCHEDULE	RPI	RPI	RPI	RPI
DIV. I ONLY	3- 22	337	2- 8	197	216	322	322	14	14	
DIV. I NON-CONF.	1- 6	316	0- 0	163	344	324	324	15	15	
TOTALS	RPI 1-25	RPI 26-50	W-L RECORDS	RPI 51-100	RPI 101-150	RPI 150+				
3- 22	0- 0	0- 3	OVERALL	0- 2	0- 3	3- 14				
2- 10	0- 0	0- 2	HOME	0- 1	0- 1	2- 6				
1- 12	0- 0	0- 1	AWAY	0- 1	0- 2	1- 8				
0- 0	0- 0	0- 0	NEUTRAL	0- 0	0- 0	0- 0				
1- 6	0- 0	0- 0	NON-CONFERENCE	0- 2	0- 0	1- 4				
1- 2	0- 0	0- 0	HOME	0- 1	0- 0	1- 1				
0- 4	0- 0	0- 0	AWAY	0- 1	0- 0	0- 3				
0- 0	0- 0	0- 0	NEUTRAL	0- 0	0- 0	0- 0				
2- 16	0- 0	0- 3	CONFERENCE	0- 0	0- 3	2- 10				
1- 8	0- 0	0- 2	HOME	0- 0	0- 1	1- 5				
1- 8	0- 0	0- 1	AWAY	0- 0	0- 2	1- 5				
0- 0	0- 0	0- 0	NEUTRAL	0- 0	0- 0	0- 0				

RPI S	Opponent	Score	RPI S	Opponent	Score	RPI S	Opponent	Score	RPI S	Opponent	Score	Team's RPI: 322
37	A UALR	71	37	H UALR	56	87	H Southern Miss.	64	108	A Troy	78	
37	H UALR	56	37	H UALR	56	97	A Ole Miss	88	127	A Texas St.	63	
47	H Arkansas St.	62	47	H Arkansas St.	62				127	H Texas St.	46	
									157	H Indiana St.	74	
									163	A La.-Lafayette	65	
									163	H La.-Lafayette	47	
									169	A Appalachian St.	70	
									169	H Appalachian St.	67	
									172	A Texas-Arlington	59	
									172	H Texas-Arlington	63	
									184	A UAB	73	
									216	A La.-Monroe	55	
									216	H La.-Monroe	45	
									225	A Nicholls St.	66	
									230	A Georgia St.	69	
									230	H Georgia St.	84	
									291	H Alabama St.	61	
									306	A Ga. Southern	63	
									306	H Ga. Southern	67	
									334	A Tennessee Tech	70	
LAST 12 Division I GAMES:												
216	H La.-Monroe	45	127	H Texas St.	46							
306	A Ga. Southern	63	216	A La.-Monroe	55							
230	A Georgia St.	69	163	H La.-Lafayette	47							
172	H Texas-Arlington	63	169	A Appalachian St.	70							
108	A Troy	78	37	H UALR	56							
230	H Georgia St.	84	163	A La.-Lafayette	65							

Non-Div I Games: Mobile 71 67 Spring Hill 69 42

South Ala.

South Carolina

Through Games Of March 1, 2015

Average RPI Win:	110	WON-LOST	WINNING	LAST 10	STRENGTH OF	OPP. STRENGTH	TEAM	ADJ.	CONF.	ADJ CONF.
Average RPI Loss:	7	RECORD	PCT. RANK	GAMES	SCHEDULE	OF SCHEDULE	RPI	RPI	RPI	RPI
DIV. I ONLY	27- 2	4	8- 2	23	8	4	4	2	2	
DIV. I NON-CONF.	12- 1	7	0- 1	81	23	8	8	4	4	
TOTALS	RPI 1-25	RPI 26-50	W-L RECORDS	RPI 51-100	RPI 101-150	RPI 150+				
27- 2	3- 2	4- 0	OVERALL	8- 0	3- 0	9- 0				
14- 0	2- 0	2- 0	HOME	3- 0	0- 0	7- 0				
9- 2	1- 2	1- 0	AWAY	4- 0	2- 0	1- 0				
4- 0	0- 0	1- 0	NEUTRAL	1- 0	1- 0	1- 0				
12- 1	1- 1	1- 0	NON-CONFERENCE	2- 0	2- 0	6- 0				
6- 0	0- 0	0- 0	HOME	1- 0	0- 0	5- 0				
2- 1	1- 1	0- 0	AWAY	0- 0	1- 0	0- 0				
4- 0	0- 0	1- 0	NEUTRAL	1- 0	1- 0	1- 0				
15- 1	2- 1	3- 0	CONFERENCE	6- 0	1- 0	3- 0				
8- 0	2- 0	2- 0	HOME	2- 0	0- 0	2- 0				
7- 1	0- 1	1- 0	AWAY	4- 0	1- 0	1- 0				
0- 0	0- 0	0- 0	NEUTRAL	0- 0	0- 0	0- 0				

RPI	S	Opponent	Score	RPI	S	Opponent	Score	RPI	S	Opponent	Score	RPI	S	Opponent	Score
2	H	Tennessee	71 66	26	H	Mississippi St.	69 50	62	H	Vanderbilt	89 59	109	A	Hampton	69 49
5	A	UConn	62 87	28	H	Texas A&M	79 61	65	A	Georgia	58 35	142	N	Wisconsin	67 44
9	A	Kentucky	56 67	29	N	Syracuse	67 63	71	A	LSU	75 51	147	A	Florida	77 42
9	H	Kentucky	68 60	46	A	Arkansas	73 56	71	H	LSU	86 62	154	H	Auburn	77 58
13	A	Duke	51 50					81	N	Liberty	84 44	156	N	Central Mich.	80 45
								90	H	Southern California	70 61	161	H	Savannah St.	111 49
								96	A	Missouri	60 49	183	A	Alabama	102 59
								97	A	Ole Miss	77 59	183	H	Alabama	85 54
												185	H	Clemson	99 41
												203	H	Charlotte	82 61
												221	H	San Diego St.	89 38
												337	H	N.C. Central	90 26
LAST 12 Division I GAMES:															
9	A	Kentucky	56 67	5	A	UConn	62 87								
26	H	Mississippi St.	69 50	65	A	Georgia	58 35								
2	H	Tennessee	71 66	97	A	Ole Miss	77 59								
46	A	Arkansas	73 56	183	H	Alabama	85 54								
62	H	Vanderbilt	89 59	28	H	Texas A&M	79 61								
71	H	LSU	86 62	147	A	Florida	77 42								

Non-Div I Games:

South Carolina

Loss, Non-Conf, S Site, H Home A Away N Neutral

South Carolina State				Through Games Of March 17, 2019						
Average RPI Win: 300		WON-LOST	WINNING	LAST 10	STRENGTH OF	OPP. STRENGTH	TEAM	ADJ.	CONF.	ADJ CONF.
Average RPI Loss: 227		RECORD	PCT. RANK	GAMES	SCHEDULE	OF SCHEDULE	RPI	RPI	RPI	RPI
DIV. I ONLY		13- 11	155	6- 4	348	341	285	285	31	31
DIV. I NON-CONF.		5- 4	139	0- 0	341	304	268	268	29	29
TOTALS		RPI 1-25	RPI 26-50		W-L RECORDS		RPI 51-100	RPI 101-150	RPI 150+	
13- 11	0- 0	0- 0		OVERALL		0- 0	0- 1		13- 10	
9- 4	0- 0	0- 0		HOME		0- 0	0- 1		9- 3	
4- 7	0- 0	0- 0		AWAY		0- 0	0- 0		4- 7	
0- 0	0- 0	0- 0		NEUTRAL		0- 0	0- 0		0- 0	
5- 4	0- 0	0- 0		NON-CONFERENCE		0- 0	0- 0		5- 4	
4- 1	0- 0	0- 0		HOME		0- 0	0- 0		4- 1	
1- 3	0- 0	0- 0		AWAY		0- 0	0- 0		1- 3	
0- 0	0- 0	0- 0		NEUTRAL		0- 0	0- 0		0- 0	
8- 7	0- 0	0- 0		CONFERENCE		0- 0	0- 1		8- 6	
5- 3	0- 0	0- 0		HOME		0- 0	0- 1		5- 2	
3- 4	0- 0	0- 0		AWAY		0- 0	0- 0		3- 4	
0- 0	0- 0	0- 0		NEUTRAL		0- 0	0- 0		0- 0	

[illegible]

Non-Div I Games:	Columbia (SC)	97	55	Allen	103	55
------------------	---------------	----	----	-------	-----	----

South Carolina St.

■ Loss, ■ Non-Conf, S Site, H Home A Away N Neutral

South Dakota

Through Games Of March 1, 2015

Average RPI Win:	232	WON-LOST	WINNING	LAST 10	STRENGTH OF	OPP. STRENGTH	TEAM	ADJ.	CONF.	ADJ CONF.
Average RPI Loss:	100	RECORD	PCT. RANK	GAMES	SCHEDULE	OF SCHEDULE	RPI	RPI	RPI	RPI
DIV. I ONLY	22- 6	30	8- 2	267	163	76	76	25	25	
DIV. I NON-CONF.	9- 3	60	0- 0	239	43	76	76	25	25	
TOTALS	RPI 1-25	RPI 26-50	W-L RECORDS	RPI 51-100	RPI 101-150	RPI 150+				
22- 6	0- 1	0- 1	OVERALL	2- 1	1- 1	19- 2				
13- 0	0- 0	0- 0	HOME	1- 0	1- 0	11- 0				
9- 5	0- 0	0- 1	AWAY	1- 1	0- 1	8- 2				
0- 1	0- 1	0- 0	NEUTRAL	0- 0	0- 0	0- 0				
9- 3	0- 1	0- 1	NON-CONFERENCE	1- 0	1- 1	7- 0				
5- 0	0- 0	0- 0	HOME	0- 0	1- 0	4- 0				
4- 2	0- 0	0- 1	AWAY	1- 0	0- 1	3- 0				
0- 1	0- 1	0- 0	NEUTRAL	0- 0	0- 0	0- 0				
13- 3	0- 0	0- 0	CONFERENCE	1- 1	0- 0	12- 2				
8- 0	0- 0	0- 0	HOME	1- 0	0- 0	7- 0				
5- 3	0- 0	0- 0	AWAY	0- 1	0- 0	5- 2				
0- 0	0- 0	0- 0	NEUTRAL	0- 0	0- 0	0- 0				

RPI 1-25				RPI 26-50				RPI 51-100				Team's RPI: 76		RPI 101+			
RPI	S	Opponent	Score	RPI	S	Opponent	Score	RPI	S	Opponent	Score			RPI	S	Opponent	Score
19	N	Chattanooga	54 67	30	A	Washington	82 96	56	A	South Dakota St.	67 77			102	A	Kansas	60 68
								56	H	South Dakota St.	82 78			110	H	UNI	85 77
								67	A	Drake	83 78			164	H	North Dakota	86 81
														167	A	Oral Roberts	65 81
														167	H	Oral Roberts	93 70
														182	A	UTSA	76 69
														226	A	IUPUI	43 68
														226	H	IUPUI	69 53
														227	H	Cal St. Fullerton	86 50
														229	A	Western Ill.	101 87
														229	H	Western Ill.	78 75
														253	A	Marquette	69 65
														260	A	North Dakota St.	83 79
														260	H	North Dakota St.	84 69
														268	H	Valparaiso	81 62
														272	H	UC Irvine	96 52
														293	A	Omaha	64 48
														293	H	Omaha	83 69
														307	A	Portland St.	86 57
														309	A	Denver	79 68
														309	H	Denver	82 56
														315	A	IPFW	73 72
														315	H	IPFW	91 80
LAST 12 Division I GAMES:																	
				229	H	Western Ill.	78 75					315	H	IPFW	91 80		
				226	H	IUPUI	69 53					167	H	Oral Roberts	93 70		
				56	A	South Dakota St.	67 77					309	H	Denver	82 56		
				309	A	Denver	79 68					226	A	IUPUI	43 68		
				293	H	Omaha	83 69					315	A	IPFW	73 72		
				260	A	North Dakota St.	83 79					56	H	South Dakota St.	82 78		

Non-Div I Games: St. Mary (KS) 115 51

South Dakota

Loss, Non-Conf, S Site, H Home A Away N Neutral

Average RPI Win: 197	WON-LOST	WINNING	LAST 10	STRENGTH OF	OPP. STRENGTH	TEAM	ADJ.	CONF.	ADJ CONF.
Average RPI Loss: 143	RECORD	PCT. RANK	GAMES	SCHEDULE	OF SCHEDULE	RPI	RPI	RPI	RPI
DIV. I ONLY	21- 8	47	9- 1	109	235	56	56	25	25
DIV. I NON-CONF.	9- 4	84	1- 0	13	119	31	31	25	25
TOTALS	RPI 1-25	RPI 26-50	W-L RECORDS	RPI 51-100	RPI 101-150	RPI 150+			
21- 8	0- 1	2- 1	OVERALL	3- 2	1- 1	15- 3			
12- 2	0- 1	1- 0	HOME	3- 1	0- 0	8- 0			
8- 6	0- 0	1- 1	AWAY	0- 1	1- 1	6- 3			
1- 0	0- 0	0- 0	NEUTRAL	0- 0	0- 0	1- 0			
9- 4	0- 1	2- 1	NON-CONFERENCE	2- 1	1- 1	4- 0			
4- 2	0- 1	1- 0	HOME	2- 1	0- 0	1- 0			
4- 2	0- 0	1- 1	AWAY	0- 0	1- 1	2- 0			
1- 0	0- 0	0- 0	NEUTRAL	0- 0	0- 0	1- 0			
12- 4	0- 0	0- 0	CONFERENCE	1- 1	0- 0	11- 3			
8- 0	0- 0	0- 0	HOME	1- 0	0- 0	7- 0			
4- 4	0- 0	0- 0	AWAY	0- 1	0- 0	4- 3			
0- 0	0- 0	0- 0	NEUTRAL	0- 0	0- 0	0- 0			

RPI 1-25				RPI 26-50				RPI 51-100 Team's RPI: 56				RPI 101+			
RPI	S	Opponent	Score	RPI	S	Opponent	Score	RPI	S	Opponent	Score	RPI	S	Opponent	Score
22	H	Green Bay	75 77	37	H	UALR	67 42	60	H	Middle Tenn.	65 61	110	A	UNI	74 60
				46	A	Arkansas	80 75	75	H	BYU	75 65	119	A	Marist	64 82
				49	A	DePaul	62 84	76	A	South Dakota	78 82	151	A	Northern Colo.	71 48
								76	H	South Dakota	77 67	167	A	Oral Roberts	66 52
								85	H	Creighton	81 88	167	H	Oral Roberts	71 46
												220	A	UNLV	65 59
												226	A	IUPUI	67 68
												226	H	IUPUI	82 53
												229	A	Western Ill.	74 61
												229	H	Western Ill.	69 49
												249	N	Northern Ill.	55 42
												260	A	North Dakota St.	78 83
												260	H	North Dakota St.	82 52
												293	A	Omaha	60 49
												293	H	Omaha	101 66
												302	H	Sam Houston St.	60 49
												309	A	Denver	72 77
												309	H	Denver	85 44
												315	A	IPFW	65 64
												315	H	IPFW	89 68
LAST 12 Division I GAMES:															
220	A	UNLV	65 59	309	A	Denver	72 77								
226	H	IUPUI	82 53	315	H	IPFW	89 68								
229	H	Western Ill.	69 49	260	H	North Dakota St.	82 52								
76	H	South Dakota	77 67	167	H	Oral Roberts	71 46								
293	A	Omaha	60 49	229	A	Western Ill.	74 61								
167	A	Oral Roberts	66 52	76	A	South Dakota	78 82								

Non-Div I Games:

South Dakota St.

■ Loss,
 ■ Non-Conf, S Site,
 ■ Home
 ■ Away
 N Neutral

Team Totals				Through Games Of March 17, 2019						
Average RPI Win:	164	WON-LOST	WINNING	LAST 10	STRENGTH OF	OPP. STRENGTH	TEAM	ADJ.	CONF.	ADJ CONF.
Average RPI Loss:	36	RECORD	PCT. RANK	GAMES	SCHEDULE	OF SCHEDULE	RPI	RPI	RPI	RPI
DIV. I ONLY	24- 5	23	9- 1	89	67	27	27	8	8	
DIV. I NON-CONF.	9- 3	60	0- 0	38	9	27	27	8	8	
<hr/>										
TOTALS	RPI 1-25		RPI 26-50	W-L RECORDS	RPI 51-100	RPI 101-150	RPI 150+			
24- 5	2- 3		3- 0	OVERALL	3- 2	3- 0	13- 0			
12- 1	0- 0		2- 0	HOME	1- 1	2- 0	7- 0			
9- 3	1- 2		1- 0	AWAY	0- 1	1- 0	6- 0			
3- 1	1- 1		0- 0	NEUTRAL	2- 0	0- 0	0- 0			
9- 3	2- 2		1- 0	NON-CONFERENCE	2- 1	0- 0	4- 0			
4- 1	0- 0		1- 0	HOME	0- 1	0- 0	3- 0			
2- 1	1- 1		0- 0	AWAY	0- 0	0- 0	1- 0			
3- 1	1- 1		0- 0	NEUTRAL	2- 0	0- 0	0- 0			
15- 2	0- 1		2- 0	CONFERENCE	1- 1	3- 0	9- 0			
8- 0	0- 0		1- 0	HOME	1- 0	2- 0	4- 0			
7- 2	0- 1		1- 0	AWAY	0- 1	1- 0	5- 0			
0- 0	0- 0		0- 0	NEUTRAL	0- 0	0- 0	0- 0			

RPI 1-25				RPI 26-50				Team's RPI: 27		RPI 51-100				RPI 101+			
RPI	S	Opponent	Score	RPI	S	Opponent	Score		RPI	S	Opponent	Score	RPI	S	Opponent	Score	
5	A	UConn	50 92	41	H	Stetson	78 62		72	A	East Carolina	64 65	114	H	Tulsa	79 46	
6	A	Maryland	67 85	50	A	Tulane	53 40		72	H	East Carolina	69 62	131	A	Temple	70 58	
9	N	Kentucky	57 61	50	H	Tulane	64 45		77	N	Villanova	57 56	131	H	Temple	79 53	
19	A	Chattanooga	59 57						88	H	St. John's (NY)	52 55	151	H	Northern Colo.	84 43	
21	N	Oklahoma	83 68						98	N	Illinois	67 61	160	A	Memphis	57 53	
													160	H	Memphis	72 39	
													219	A	Penn St.	90 87	
													258	A	SMU	72 51	
													258	H	SMU	82 59	
													263	A	UCF	99 71	
													263	H	UCF	91 68	
													264	A	Cincinnati	74 44	
													264	H	Cincinnati	75 36	
													278	A	Houston	71 55	
													281	H	Col. of Charleston	67 47	
													317	H	UNC Asheville	97 53	
LAST 12 Division I GAMES:																	
263	A	UCF	99 71	264	H	Cincinnati	75 36										
264	A	Cincinnati	74 44	263	H	UCF	91 68										
131	H	Temple	79 53	160	A	Memphis	57 53										
114	H	Tulsa	79 46	50	H	Tulane	64 45										
72	A	East Carolina	64 65	278	A	Houston	71 55										
258	A	SMU	72 51	5	A	UConn	50 92										

Non-Div I Games:

South Fla.

■ Loss,
 ■ Non-Conf,
 ■ S Site,
 ■ Home
 ■ Away
 N Neutral

Average RPI Win:	306	WON-LOST	WINNING	LAST 10	STRENGTH OF	OPP. STRENGTH	TEAM	ADJ.	CONF.	ADJ CONF.
Average RPI Loss:	197	RECORD	PCT. RANK	GAMES	SCHEDULE	OF SCHEDULE	RPI	RPI	RPI	RPI
DIV. I ONLY	8- 19	283	2- 8	320	317	310	310	26	26	
DIV. I NON-CONF.	5- 6	177	0- 0	298	311	231	231	26	26	
TOTALS	RPI 1-25	RPI 26-50	W-L RECORDS	RPI 51-100	RPI 101-150	RPI 150+				
8- 19	0- 0	0- 0	OVERALL	0- 2	0- 3	8- 14				
4- 7	0- 0	0- 0	HOME	0- 0	0- 1	4- 6				
3- 11	0- 0	0- 0	AWAY	0- 2	0- 2	3- 7				
1- 1	0- 0	0- 0	NEUTRAL	0- 0	0- 0	1- 1				
5- 6	0- 0	0- 0	NON-CONFERENCE	0- 2	0- 1	5- 3				
1- 2	0- 0	0- 0	HOME	0- 0	0- 0	1- 2				
3- 3	0- 0	0- 0	AWAY	0- 2	0- 1	3- 0				
1- 1	0- 0	0- 0	NEUTRAL	0- 0	0- 0	1- 1				
3- 13	0- 0	0- 0	CONFERENCE	0- 0	0- 2	3- 11				
3- 5	0- 0	0- 0	HOME	0- 0	0- 1	3- 4				
0- 8	0- 0	0- 0	AWAY	0- 0	0- 1	0- 7				
0- 0	0- 0	0- 0	NEUTRAL	0- 0	0- 0	0- 0				

RPI 1-25				RPI 26-50				RPI 51-100				RPI 101+ Team's RPI: 310			
RPI	S	Opponent	Score	RPI	S	Opponent	Score	RPI	S	Opponent	Score	RPI	S	Opponent	Score
								96	A	Missouri	42 88	122	A	Southern Ill.	62 78
								97	A	Ole Miss	57 58	126	A	UT Martin	55 96
												126	H	UT Martin	60 78
												162	H	Saint Louis	56 74
												173	A	SIUE	67 78
												173	H	SIUE	48 60
												191	A	Belmont	39 62
												197	A	Jacksonville St.	34 70
												198	A	Tennessee St.	55 62
												202	N	Idaho	62 78
												229	H	Western Ill.	62 79
												235	N	Detroit	61 51
												243	H	Morehead St.	59 64
												247	A	Central Ark.	48 46
												250	A	Austin Peay	62 70
												250	H	Austin Peay	67 72
												284	H	Eastern Ky.	54 57
												297	A	Eastern Ill.	48 49
												297	H	Eastern Ill.	69 65
												319	A	Bradley	70 65
												328	A	Murray St.	81 86
												328	H	Murray St.	88 66
												334	H	Tennessee Tech	68 66
												341	A	UMKC	65 50
												344	H	Alabama A&M	66 38
LAST 12 Division I GAMES:															
				250	H	Austin Peay	67 72					328	A	Murray St.	81 86
				173	A	SIUE	67 78					250	A	Austin Peay	62 70
				297	A	Eastern Ill.	48 49					126	A	UT Martin	55 96
				328	H	Murray St.	88 66					173	H	SIUE	48 60
				126	H	UT Martin	60 78					334	H	Tennessee Tech	68 66
				297	H	Eastern Ill.	69 65					197	A	Jacksonville St.	34 70

Non-Div I Games: Ill.-Springfield 73 56 William Woods 77 40

Southeast Mo. St.

■ Loss,
 ■ Non-Conf,
 ■ S Site,
 ■ Home
 ■ A Away
 N Neutral

Average RPI Win:	277	WON-LOST	WINNING	LAST 10	STRENGTH OF	OPP. STRENGTH	TEAM	ADJ.	CONF.	ADJ CONF.
Average RPI Loss:	189	RECORD	PCT. RANK	GAMES	SCHEDULE	OF SCHEDULE	RPI	RPI	RPI	RPI
DIV. I ONLY	5- 20	317	1- 9	194	321	321	321	28	28	
DIV. I NON-CONF.	2- 7	290	0- 0	46	231	222	222	27	27	
TOTALS	RPI 1-25	RPI 26-50	W-L RECORDS	RPI 51-100	RPI 101-150	RPI 150+				
5- 20	0- 0	0- 2	OVERALL	0- 2	0- 2	5- 14				
5- 6	0- 0	0- 0	HOME	0- 0	0- 0	5- 6				
0- 14	0- 0	0- 2	AWAY	0- 2	0- 2	0- 8				
0- 0	0- 0	0- 0	NEUTRAL	0- 0	0- 0	0- 0				
2- 7	0- 0	0- 2	NON-CONFERENCE	0- 2	0- 1	2- 2				
2- 1	0- 0	0- 0	HOME	0- 0	0- 0	2- 1				
0- 6	0- 0	0- 2	AWAY	0- 2	0- 1	0- 1				
0- 0	0- 0	0- 0	NEUTRAL	0- 0	0- 0	0- 0				
3- 13	0- 0	0- 0	CONFERENCE	0- 0	0- 1	3- 12				
3- 5	0- 0	0- 0	HOME	0- 0	0- 0	3- 5				
0- 8	0- 0	0- 0	AWAY	0- 0	0- 1	0- 7				
0- 0	0- 0	0- 0	NEUTRAL	0- 0	0- 0	0- 0				

RPI S	Opponent	Score	RPI S	Opponent	Score	RPI S	Opponent	Score	RPI S	Opponent	Score	Team's RPI: 321
26	A Mississippi St.	36 97	71	A LSU	42 75	108	A Troy	78 80				
39	A Minnesota	60 109	97	A Ole Miss	71 79	128	A Stephen F. Austin	71 78				
						154	A Auburn	44 72				
						163	H La.-Lafayette	60 71				
						189	A Lamar	60 83				
						214	A Northwestern St.	60 71				
						214	H Northwestern St.	58 52				
						222	A McNeese St.	62 66				
						222	H McNeese St.	57 78				
						225	A Nicholls St.	80 93				
						244	H Southern U.	79 76				
						247	A Central Ark.	57 73				
						247	H Central Ark.	48 60				
						259	H A&M-Corpus Christi	53 74				
						261	A Abilene Christian	74 75				
						261	H Abilene Christian	65 83				
						288	H Houston Baptist	67 59				
						302	H Sam Houston St.	78 76				
						318	H New Orleans	64 76				
						336	H Florida A&M	69 67				
						338	A Incarnate Word	70 82				
LAST 12 Division I GAMES:												
247	A Central Ark.	57 73	261	A Abilene Christian	74 75							
214	A Northwestern St.	60 71	247	H Central Ark.	48 60							
261	H Abilene Christian	65 83	214	H Northwestern St.	58 52							
318	H New Orleans	64 76	222	H McNeese St.	57 78							
225	A Nicholls St.	80 93	259	H A&M-Corpus Christi	53 74							
222	A McNeese St.	62 66	338	A Incarnate Word	70 82							

Non-Div I Games: William Carey 62 35 Mobile 74 47

Southeastern La.

■ Loss,
 ■ Non-Conf, S Site,
 ■ Home
 ■ Away
 N Neutral

Southern California

Through Games Of March 1, 2015

Average RPI Win:	172	WON-LOST	WINNING	LAST 10	STRENGTH OF	OPP. STRENGTH	TEAM	ADJ.	CONF.	ADJ CONF.
Average RPI Loss:	48	RECORD	PCT. RANK	GAMES	SCHEDULE	OF SCHEDULE	RPI	RPI	RPI	RPI
DIV. I ONLY	15- 14	167	4- 6	48	25	90	90	5	5	
DIV. I NON-CONF.	8- 3	71	0- 0	128	62	56	56	5	5	
TOTALS	RPI 1-25	RPI 26-50	W-L RECORDS	RPI 51-100	RPI 101-150	RPI 150+				
15- 14	1- 7	0- 2	OVERALL	2- 4	4- 0	8- 1				
8- 6	0- 4	0- 1	HOME	2- 1	2- 0	4- 0				
6- 8	1- 3	0- 1	AWAY	0- 3	2- 0	3- 1				
1- 0	0- 0	0- 0	NEUTRAL	0- 0	0- 0	1- 0				
8- 3	0- 1	0- 1	NON-CONFERENCE	2- 1	2- 0	4- 0				
4- 1	0- 0	0- 1	HOME	2- 0	1- 0	1- 0				
3- 2	0- 1	0- 0	AWAY	0- 1	1- 0	2- 0				
1- 0	0- 0	0- 0	NEUTRAL	0- 0	0- 0	1- 0				
7- 11	1- 6	0- 1	CONFERENCE	0- 3	2- 0	4- 1				
4- 5	0- 4	0- 0	HOME	0- 1	1- 0	3- 0				
3- 6	1- 2	0- 1	AWAY	0- 2	1- 0	1- 1				
0- 0	0- 0	0- 0	NEUTRAL	0- 0	0- 0	0- 0				

RPI 1-25				RPI 26-50				RPI 51-100 Team's RPI: 90				RPI 101+			
RPI	S	Opponent	Score	RPI	S	Opponent	Score	RPI	S	Opponent	Score	RPI	S	Opponent	Score
4	A	South Carolina	61 70	30	A	Washington	48 60	53	H	Fresno St.	68 50	106	A	Long Beach St.	90 85
11	A	Oregon St.	35 68	45	H	Oklahoma St.	62 66	59	A	St. Mary's (CA)	58 64	113	A	Colorado	81 61
11	H	Oregon St.	66 76					74	A	Washington St.	62 68	113	H	Colorado	66 51
17	H	Arizona St.	73 76					94	A	UCLA	60 71	140	H	Sacramento St.	101 99
20	A	Stanford	60 79					94	H	UCLA	52 59	166	A	Oregon	57 63
20	H	Stanford	60 71					99	H	CSUN	85 74	166	H	Oregon	70 54
24	A	California	65 54									205	H	Arizona	77 51
24	H	California	53 67									238	A	Utah	46 43
LAST 12 Division I GAMES:															
74	A	Washington St.	62 68	113	H	Colorado	66 51								
30	A	Washington	48 60	238	H	Utah	73 54								
17	H	Arizona St.	73 76	166	A	Oregon	57 63								
205	H	Arizona	77 51	11	A	Oregon St.	35 68								
24	A	California	65 54	20	H	Stanford	60 71								
20	A	Stanford	60 79	24	H	California	53 67								

Non-Div I Games:

Southern California

■ Loss,
 ■ Non-Conf,
 ■ S Site,
 ■ Home
 ■ A Away
 N Neutral

Average RPI Win: 230	WON-LOST	WINNING	LAST 10	STRENGTH OF	OPP. STRENGTH	TEAM	ADJ.	CONF.	ADJ CONF.
Average RPI Loss: 101	RECORD	PCT. RANK	GAMES	SCHEDULE	OF SCHEDULE	RPI	RPI	RPI	RPI
DIV. I ONLY	17- 11	101	8- 2	185	213	122	122	19	19
DIV. I NON-CONF.	7- 4	107	0- 0	141	238	105	105	16	16
TOTALS	RPI 1-25	RPI 26-50	W-L RECORDS	RPI 51-100	RPI 101-150	RPI 150+			
17- 11	0- 1	0- 2	OVERALL	1- 3	2- 4	14- 1			
9- 4	0- 0	0- 1	HOME	1- 1	1- 1	7- 1			
8- 5	0- 0	0- 1	AWAY	0- 2	1- 2	7- 0			
0- 2	0- 1	0- 0	NEUTRAL	0- 0	0- 1	0- 0			
7- 4	0- 1	0- 0	NON-CONFERENCE	0- 2	1- 1	6- 0			
4- 1	0- 0	0- 0	HOME	0- 1	0- 0	4- 0			
3- 1	0- 0	0- 0	AWAY	0- 1	1- 0	2- 0			
0- 2	0- 1	0- 0	NEUTRAL	0- 0	0- 1	0- 0			
10- 7	0- 0	0- 2	CONFERENCE	1- 1	1- 3	8- 1			
5- 3	0- 0	0- 1	HOME	1- 0	1- 1	3- 1			
5- 4	0- 0	0- 1	AWAY	0- 1	0- 2	5- 0			
0- 0	0- 0	0- 0	NEUTRAL	0- 0	0- 0	0- 0			

RPI 1-25			RPI 26-50			RPI 51-100			RPI 101+ Team's RPI: 122		
RPI	S	Opponent	Score	RPI	S	Opponent	Score	RPI	S	Opponent	Score
11	N	Oregon St.	55 71	44	A	Wichita St.	61 80	67	A	Drake	66 81
				44	H	Wichita St.	61 69	67	H	Drake	81 76
								95	A	Wright St.	50 70
								98	H	Illinois	42 86
LAST 12 Division I GAMES:											
305	A	Loyola Chicago	74 70	110	H	UNI	79 75	104	N	Toledo	48 64
319	A	Bradley	72 66	67	H	Drake	81 76	110	A	UNI	70 79
44	H	Wichita St.	61 69	319	H	Bradley	76 59	110	H	UNI	79 75
144	H	Missouri St.	57 73	305	H	Loyola Chicago	64 58	126	A	UT Martin	87 78
157	A	Indiana St.	76 58	44	A	Wichita St.	61 80	144	A	Missouri St.	57 61
246	A	Evansville	62 53	144	A	Missouri St.	57 61	144	H	Missouri St.	57 73
								157	A	Indiana St.	76 58
								157	H	Indiana St.	65 53
								160	H	Memphis	82 75
								181	H	Mercer	67 52
								243	A	Morehead St.	75 66
								246	A	Evansville	62 53
								246	H	Evansville	58 63
								250	A	Austin Peay	75 65
								305	A	Loyola Chicago	74 70
								305	H	Loyola Chicago	64 58
								310	H	Southeast Mo. St.	78 62
								319	A	Bradley	72 66
								319	H	Bradley	76 59
								328	H	Murray St.	78 63
								331	A	Illinois St.	65 56

Non-Div I Games:

Southern Ill.

■ Loss,
 ■ Non-Conf,
 ■ S Site,
 ■ Home
 ■ A Away
 N Neutral

Average RPI Win:	213	WON-LOST	WINNING	LAST 10	STRENGTH OF	OPP. STRENGTH	TEAM	ADJ.	CONF.	ADJ CONF.
Average RPI Loss:	141	RECORD	PCT. RANK	GAMES	SCHEDULE	OF SCHEDULE	RPI	RPI	RPI	RPI
DIV. I ONLY	19- 8	58	8- 2	177	215	87	87	17	17	
DIV. I NON-CONF.	6- 4	132	0- 0	230	291	153	153	18	18	
TOTALS	RPI 1-25	RPI 26-50	W-L RECORDS	RPI 51-100	RPI 101-150	RPI 150+				
19- 8	0- 1	1- 1	OVERALL	2- 1	2- 1	14- 4				
10- 3	0- 0	0- 1	HOME	1- 0	1- 0	8- 2				
9- 5	0- 1	1- 0	AWAY	1- 1	1- 1	6- 2				
0- 0	0- 0	0- 0	NEUTRAL	0- 0	0- 0	0- 0				
6- 4	0- 1	0- 1	NON-CONFERENCE	0- 1	0- 0	6- 1				
4- 1	0- 0	0- 1	HOME	0- 0	0- 0	4- 0				
2- 3	0- 1	0- 0	AWAY	0- 1	0- 0	2- 1				
0- 0	0- 0	0- 0	NEUTRAL	0- 0	0- 0	0- 0				
13- 4	0- 0	1- 0	CONFERENCE	2- 0	2- 1	8- 3				
6- 2	0- 0	0- 0	HOME	1- 0	1- 0	4- 2				
7- 2	0- 0	1- 0	AWAY	1- 0	1- 1	4- 1				
0- 0	0- 0	0- 0	NEUTRAL	0- 0	0- 0	0- 0				

RPI 1-25				RPI 26-50				RPI 51-100 Team's RPI: 87				RPI 101+			
RPI	S	Opponent	Score	RPI	S	Opponent	Score	RPI	S	Opponent	Score	RPI	S	Opponent	Score
15	A	FGCU	62 78	26	H	Mississippi St.	46 73	60	A	Middle Tenn.	77 75	138	A	Marshall	65 67
				32	A	Western Ky.	63 61	60	H	Middle Tenn.	70 65	139	A	Louisiana Tech	79 77
								97	A	Ole Miss	66 68	148	H	Old Dominion	70 53
												182	A	UTSA	61 59
												182	H	UTSA	69 60
												184	A	UAB	49 62
												184	H	UAB	44 39
												200	H	N.C. A&T	72 48
												203	H	Charlotte	72 83
												212	A	Fla. Atlantic	67 65
												222	A	McNeese St.	55 57
												225	A	Nicholls St.	89 57
												242	A	UTEP	66 60
												242	H	UTEP	59 71
												250	H	Austin Peay	80 71
												267	H	Rice	65 54
												322	A	South Ala.	64 53
												323	H	North Texas	67 55
												334	H	Tennessee Tech	80 58
												335	A	FIU	78 65
												349	H	Mississippi Val.	69 51
LAST 12 Division I GAMES:															
242	A	UTEP	66 60	184	H	UAB	44 39	60	H	Middle Tenn.	70 65				
182	A	UTSA	61 59	32	A	Western Ky.	63 61	32	A	Marshall	65 67				
203	H	Charlotte	72 83	138	A	Marshall	65 67	323	H	North Texas	67 55				
148	H	Old Dominion	70 53	267	H	Rice	65 54								
212	A	Fla. Atlantic	67 65												
335	A	FIU	78 65												

Non-Div I Games: William Carey 98 45

Southern Miss.

■ Loss,
 ■ Non-Conf, S Site,
 ■ Home
 ■ Away
 N Neutral

Average RPI Win:	315	WON-LOST	WINNING	LAST 10	STRENGTH OF	OPP. STRENGTH	TEAM	ADJ.	CONF.	ADJ CONF.
Average RPI Loss:	172	RECORD	PCT. RANK	GAMES	SCHEDULE	OF SCHEDULE	RPI	RPI	RPI	RPI
DIV. I ONLY	15- 10	106	7- 1	349	324	244	244	33	33	
DIV. I NON-CONF.	1- 8	322	0- 1	311	46	339	339	31	31	
TOTALS	RPI 1-25	RPI 26-50	W-L RECORDS	RPI 51-100	RPI 101-150	RPI 150+				
15- 10	0- 1	0- 1	OVERALL	0- 2	0- 1	15- 5				
9- 1	0- 0	0- 0	HOME	0- 0	0- 0	9- 1				
6- 8	0- 1	0- 1	AWAY	0- 2	0- 1	6- 3				
0- 1	0- 0	0- 0	NEUTRAL	0- 0	0- 0	0- 1				
1- 8	0- 1	0- 1	NON-CONFERENCE	0- 2	0- 1	1- 3				
1- 0	0- 0	0- 0	HOME	0- 0	0- 0	1- 0				
0- 7	0- 1	0- 1	AWAY	0- 2	0- 1	0- 2				
0- 1	0- 0	0- 0	NEUTRAL	0- 0	0- 0	0- 1				
14- 2	0- 0	0- 0	CONFERENCE	0- 0	0- 0	14- 2				
8- 1	0- 0	0- 0	HOME	0- 0	0- 0	8- 1				
6- 1	0- 0	0- 0	AWAY	0- 0	0- 0	6- 1				
0- 0	0- 0	0- 0	NEUTRAL	0- 0	0- 0	0- 0				

RPI	S	Opponent	Score	RPI	S	Opponent	Score	RPI	S	Opponent	Score	RPI	S	Opponent	Score	Team's RPI: 244
23	A	Texas	42 80	39	A	Minnesota	62 107	97	A	Ole Miss	68 91	147	A	Florida	49 78	
								98	A	Illinois	42 62	193	H	Texas Southern	48 62	
												205	A	Arizona	45 56	
												231	H	Prairie View	67 51	
												279	A	Jackson St.	77 61	
												279	H	Jackson St.	82 60	
												289	A	Grambling	56 57	
												289	H	Grambling	80 52	
												291	A	Alabama St.	53 49	
												291	H	Alabama St.	72 58	
												306	N	Ga. Southern	52 68	
												321	A	Southeastern La.	76 79	
												329	A	Alcorn	59 51	
												329	H	Alcorn	76 55	
												336	H	Florida A&M	80 69	
												339	A	Ark.-Pine Bluff	72 47	
												339	H	Ark.-Pine Bluff	69 42	
												344	A	Alabama A&M	77 55	
												344	H	Alabama A&M	84 53	
												349	A	Mississippi Val.	59 50	
												349	H	Mississippi Val.	70 51	
LAST 12 Division I GAMES:																

Non-Div I Games: Mobile 85 50

Southern U.

Loss, Non-Conf, S Site, H Home A Away N Neutral

Season-By-Season				Through Games Of March 17, 2018						
Average RPI Win:	250	WON-LOST	WINNING	LAST 10	STRENGTH OF	OPP. STRENGTH	TEAM	ADJ.	CONF.	ADJ CONF.
Average RPI Loss:	164	RECORD	PCT. RANK	GAMES	SCHEDULE	OF SCHEDULE	RPI	RPI	RPI	RPI
DIV. I ONLY	11- 13	208	2- 8	228	277	239	239	21	21	
DIV. I NON-CONF.	5- 3	122	0- 0	187	316	145	145	21	21	
TOTALS	RPI 1-25	RPI 26-50	W-L RECORDS	RPI 51-100	RPI 101-150	RPI 150+				
11- 13	0- 0	0- 1	OVERALL	0- 0	1- 4	10- 8				
8- 5	0- 0	0- 0	HOME	0- 0	1- 3	7- 2				
3- 7	0- 0	0- 1	AWAY	0- 0	0- 1	3- 5				
0- 1	0- 0	0- 0	NEUTRAL	0- 0	0- 0	0- 1				
5- 3	0- 0	0- 1	NON-CONFERENCE	0- 0	1- 1	4- 1				
3- 1	0- 0	0- 0	HOME	0- 0	1- 1	2- 0				
2- 1	0- 0	0- 1	AWAY	0- 0	0- 0	2- 0				
0- 1	0- 0	0- 0	NEUTRAL	0- 0	0- 0	0- 1				
6- 10	0- 0	0- 0	CONFERENCE	0- 0	0- 3	6- 7				
5- 4	0- 0	0- 0	HOME	0- 0	0- 2	5- 2				
1- 6	0- 0	0- 0	AWAY	0- 0	0- 1	1- 5				
0- 0	0- 0	0- 0	NEUTRAL	0- 0	0- 0	0- 0				

[illegible]

Non-Div I Games:	N.M. Highlands	82	64	Westminster (UT)	74	72
------------------	----------------	----	----	------------------	----	----

Southern Utah

Loss, Non-Conf, S Site, H Home A Away N Neutral

St. Bonaventure

Through Games Of March 1, 2015

Average RPI Win:	222	WON-LOST	WINNING	LAST 10	STRENGTH OF	OPP. STRENGTH	TEAM	ADJ.	CONF.	ADJ CONF.
Average RPI Loss:	91	RECORD	PCT. RANK	GAMES	SCHEDULE	OF SCHEDULE	RPI	RPI	RPI	RPI
DIV. I ONLY	15- 14	167	4- 6	192	81	146	146	6	6	
DIV. I NON-CONF.	10- 3	52	0- 0	315	139	94	94	6	6	
TOTALS	RPI 1-25	RPI 26-50	W-L RECORDS	RPI 51-100	RPI 101-150	RPI 150+				
15- 14	0- 3	0- 2	OVERALL	1- 4	1- 3	13- 2				
7- 5	0- 1	0- 1	HOME	0- 1	1- 1	6- 1				
7- 9	0- 2	0- 1	AWAY	0- 3	0- 2	7- 1				
1- 0	0- 0	0- 0	NEUTRAL	1- 0	0- 0	0- 0				
10- 3	0- 1	0- 0	NON-CONFERENCE	1- 0	0- 2	9- 0				
4- 0	0- 0	0- 0	HOME	0- 0	0- 0	4- 0				
5- 3	0- 1	0- 0	AWAY	0- 0	0- 2	5- 0				
1- 0	0- 0	0- 0	NEUTRAL	1- 0	0- 0	0- 0				
5- 11	0- 2	0- 2	CONFERENCE	0- 4	1- 1	4- 2				
3- 5	0- 1	0- 1	HOME	0- 1	1- 1	2- 1				
2- 6	0- 1	0- 1	AWAY	0- 3	0- 0	2- 1				
0- 0	0- 0	0- 0	NEUTRAL	0- 0	0- 0	0- 0				

RPI 1-25				RPI 26-50				RPI 51-100				RPI 101+ Team's RPI: 146			
RPI	S	Opponent	Score	RPI	S	Opponent	Score	RPI	S	Opponent	Score	RPI	S	Opponent	Score
14	H	Dayton	70 86	48	A	Duquesne	43 51	61	N	Drexel	43 32	104	A	Toledo	58 64
18	A	George Washington	48 70	48	H	Duquesne	63 76	80	A	Fordham	51 54	124	H	Rhode Island	73 59
25	A	James Madison	43 76					80	H	Fordham	62 72	129	H	VCU	51 61
								91	A	Saint Joseph's	48 66	134	A	Buffalo	44 51
								93	A	Richmond	61 67	162	A	Saint Louis	57 55
												176	H	La Salle	53 66
												192	A	Massachusetts	77 57
												192	H	Massachusetts	65 53
												215	A	Brown	58 56
												219	A	Penn St.	56 54
												233	A	George Mason	55 68
												234	A	Niagara	72 60
												235	A	Detroit	68 56
												254	H	Davidson	72 56
												255	H	Canisius	62 46
												262	H	Colgate	65 49
												292	A	Georgetown	70 64
												312	H	UNC Greensboro	78 60
												324	H	Binghamton	72 54
LAST 12 Division I GAMES:															
48	A	Duquesne	43 51	80	A	Fordham	51 54								
176	H	La Salle	53 66	192	A	Massachusetts	77 57								
254	H	Davidson	72 56	48	H	Duquesne	63 76								
162	A	Saint Louis	57 55	91	A	Saint Joseph's	48 66								
18	A	George Washington	48 70	129	H	VCU	51 61								
124	H	Rhode Island	73 59	14	H	Dayton	70 86								

Non-Div I Games:

St. Bonaventure

Loss, Non-Conf, S Site, H Home A Away N Neutral

Average RPI Win:	275	WON-LOST	WINNING	LAST 10	STRENGTH OF	OPP. STRENGTH	TEAM	ADJ.	CONF.	ADJ CONF.
Average RPI Loss:	194	RECORD	PCT. RANK	GAMES	SCHEDULE	OF SCHEDULE	RPI	RPI	RPI	RPI
DIV. I ONLY	11- 18	245	6- 4	306	303	280	280	29	29	
DIV. I NON-CONF.	3- 9	281	0- 0	258	260	306	306	28	28	
TOTALS	RPI 1-25	RPI 26-50	W-L RECORDS	RPI 51-100	RPI 101-150	RPI 150+				
11- 18	0- 0	0- 0	OVERALL	0- 4	0- 2	11- 12				
6- 7	0- 0	0- 0	HOME	0- 1	0- 1	6- 5				
3- 9	0- 0	0- 0	AWAY	0- 2	0- 1	3- 6				
2- 2	0- 0	0- 0	NEUTRAL	0- 1	0- 0	2- 1				
3- 9	0- 0	0- 0	NON-CONFERENCE	0- 4	0- 0	3- 5				
1- 3	0- 0	0- 0	HOME	0- 1	0- 0	1- 2				
0- 4	0- 0	0- 0	AWAY	0- 2	0- 0	0- 2				
2- 2	0- 0	0- 0	NEUTRAL	0- 1	0- 0	2- 1				
8- 9	0- 0	0- 0	CONFERENCE	0- 0	0- 2	8- 7				
5- 4	0- 0	0- 0	HOME	0- 0	0- 1	5- 3				
3- 5	0- 0	0- 0	AWAY	0- 0	0- 1	3- 4				
0- 0	0- 0	0- 0	NEUTRAL	0- 0	0- 0	0- 0				

RPI 1-25			RPI 26-50			RPI 51-100			RPI 101+			Team's RPI: 280
RPI	S	Opponent	Score	RPI	S	Opponent	Score	RPI	S	Opponent	Score	
						82 A Albany (NY)	47 90	150 A Central Conn. St.		43 61		
						84 H Georgia Tech	59 65	150 H Central Conn. St.		49 51		
						89 A Army	55 61	155 A Bryant		62 52		
						91 N Saint Joseph's	42 64	155 H Bryant		53 65		
								164 N North Dakota		63 70		
								177 A Robert Morris		64 67		
								177 H Robert Morris		64 69		
								178 H Stony Brook		57 55		
								199 A Sacred Heart		55 71		
								199 H Sacred Heart		77 53		
								208 H Lafayette		51 73		
								224 A UMass Lowell		62 64		
								269 N Rider		71 60		
								295 A NJIT		50 57		
								300 H LIU Brooklyn		62 53		
								303 H Vermont		61 63		
								304 A Fairleigh Dickinson		72 61		
								304 H Fairleigh Dickinson		57 60		
								314 A Mt. St. Mary's		48 56		
								314 H Mt. St. Mary's		52 46		
								320 A Saint Francis (PA)		70 55		
								320 H Saint Francis (PA)		71 55		
								332 N Saint Peter's		48 36		
								333 A Wagner		60 63		
								333 H Wagner		67 55		
LAST 12 Division I GAMES:												
						155 A Bryant	62 52	333 A Wagner		60 63		
						304 H Fairleigh Dickinson	57 60	314 H Mt. St. Mary's		52 46		
						320 H Saint Francis (PA)	71 55	300 H LIU Brooklyn		62 53		
						333 H Wagner	67 55	150 H Central Conn. St.		49 51		
						199 H Sacred Heart	77 53	177 H Robert Morris		64 69		
						150 A Central Conn. St.	43 61	320 A Saint Francis (PA)		70 55		

Non-Div I Games:

St. Francis Brooklyn

■ Loss,
 ■ Non-Conf,
 ■ S Site,
 ■ Home
 ■ A Away
 N Neutral

Average RPI Win:	195	WON-LOST	WINNING	LAST 10	STRENGTH OF	OPP. STRENGTH	TEAM	ADJ.	CONF.	ADJ CONF.
Average RPI Loss:	87	RECORD	PCT. RANK	GAMES	SCHEDULE	OF SCHEDULE	RPI	RPI	RPI	RPI
DIV. I ONLY	20- 9	63	5- 5	152	103	88	88	10	10	
DIV. I NON-CONF.	9- 2	35	0- 0	156	179	68	68	9	9	
TOTALS	RPI 1-25	RPI 26-50	W-L RECORDS	RPI 51-100	RPI 101-150	RPI 150+				
20- 9	0- 1	2- 3	OVERALL	2- 2	4- 1	12- 2				
12- 4	0- 0	1- 1	HOME	1- 1	1- 1	9- 1				
8- 4	0- 0	1- 2	AWAY	1- 1	3- 0	3- 1				
0- 1	0- 1	0- 0	NEUTRAL	0- 0	0- 0	0- 0				
9- 2	0- 1	1- 0	NON-CONFERENCE	0- 0	3- 0	5- 1				
6- 1	0- 0	0- 0	HOME	0- 0	1- 0	5- 1				
3- 0	0- 0	1- 0	AWAY	0- 0	2- 0	0- 0				
0- 1	0- 1	0- 0	NEUTRAL	0- 0	0- 0	0- 0				
11- 7	0- 0	1- 3	CONFERENCE	2- 2	1- 1	7- 1				
6- 3	0- 0	1- 1	HOME	1- 1	0- 1	4- 0				
5- 4	0- 0	0- 2	AWAY	1- 1	1- 0	3- 1				
0- 0	0- 0	0- 0	NEUTRAL	0- 0	0- 0	0- 0				

RPI 1-25				RPI 26-50				RPI 51-100				Team's RPI: 88	RPI 101+			
RPI	S	Opponent	Score	RPI	S	Opponent	Score	RPI	S	Opponent	Score		RPI	S	Opponent	Score
5	N	UConn	54 70	27	A	South Fla.	55 52	77	A	Villanova	69 81		111	A	Yale	61 50
				40	A	Seton Hall	73 78	77	H	Villanova	56 51		119	A	Marist	49 48
				40	H	Seton Hall	59 50	85	A	Creighton	61 38		132	A	Butler	60 49
				49	A	DePaul	55 82	85	H	Creighton	50 75		132	H	Butler	50 55
				49	H	DePaul	75 84						147	H	Florida	72 66
													154	H	Auburn	56 49
													157	H	Indiana St.	67 73
													187	A	Xavier	61 74
													187	H	Xavier	65 42
													253	A	Marquette	64 52
													253	H	Marquette	67 52
													256	A	Providence	68 52
													256	H	Providence	70 49
													263	H	UCF	62 48
													292	A	Georgetown	74 57
													292	H	Georgetown	75 61
													295	H	NJIT	66 42
													324	H	Binghamton	67 51
													333	H	Wagner	71 49
LAST 12 Division I GAMES:																
				187	A	Xavier	61 74	256	H	Providence	70 49					
				132	A	Butler	60 49	85	H	Creighton	50 75					
				292	H	Georgetown	75 61	40	A	Seton Hall	73 78					
				77	H	Villanova	56 51	77	A	Villanova	69 81					
				49	A	DePaul	55 82	292	A	Georgetown	74 57					
				253	A	Marquette	64 52	253	H	Marquette	67 52					

Non-Div I Games:

St. John's (NY)

St. Mary's (CA)

Through Games Of March 1, 2015

Average RPI Win:	171	WON-LOST	WINNING	LAST 10	STRENGTH OF	OPP. STRENGTH	TEAM	ADJ.	CONF.	ADJ CONF.
Average RPI Loss:	70	RECORD	PCT. RANK	GAMES	SCHEDULE	OF SCHEDULE	RPI	RPI	RPI	RPI
DIV. I ONLY	20- 9	63	7- 3	94	76	59	59	9	9	
DIV. I NON-CONF.	7- 4	107	0- 0	82	38	66	66	7	7	
TOTALS	RPI 1-25	RPI 26-50	W-L RECORDS	RPI 51-100	RPI 101-150	RPI 150+				
20- 9	0- 1	1- 2	OVERALL	6- 4	2- 1	11- 1				
11- 4	0- 0	1- 1	HOME	4- 1	1- 1	5- 1				
9- 5	0- 1	0- 1	AWAY	2- 3	1- 0	6- 0				
0- 0	0- 0	0- 0	NEUTRAL	0- 0	0- 0	0- 0				
7- 4	0- 1	1- 0	NON-CONFERENCE	2- 2	2- 1	2- 0				
5- 1	0- 0	1- 0	HOME	2- 0	1- 1	1- 0				
2- 3	0- 1	0- 0	AWAY	0- 2	1- 0	1- 0				
0- 0	0- 0	0- 0	NEUTRAL	0- 0	0- 0	0- 0				
13- 5	0- 0	0- 2	CONFERENCE	4- 2	0- 0	9- 1				
6- 3	0- 0	0- 1	HOME	2- 1	0- 0	4- 1				
7- 2	0- 0	0- 1	AWAY	2- 1	0- 0	5- 0				
0- 0	0- 0	0- 0	NEUTRAL	0- 0	0- 0	0- 0				

RPI 1-25				RPI 26-50				RPI 51-100				RPI 101+			
RPI	S	Opponent	Score	RPI	S	Opponent	Score	RPI	S	Opponent	Score	RPI	S	Opponent	Score
18	A	George Washington	52 70	38	A	Gonzaga	72 80	51	A	San Diego	57 56	105	H	Boston College	72 82
				38	H	Gonzaga	42 52	51	H	San Diego	68 66	136	A	Cal Poly	65 64
				43	H	Iowa St.	67 63	53	A	Fresno St.	56 60	140	H	Sacramento St.	99 91
								54	A	Pacific	48 61	153	A	UC Davis	57 55
								54	H	Pacific	86 88	168	A	San Francisco	68 66
								75	A	BYU	61 51	168	H	San Francisco	63 65
								75	H	BYU	76 71	217	A	Pepperdine	53 49
								90	H	Southern California	64 58	217	H	Pepperdine	73 68
								99	H	CSUN	73 63	228	A	Santa Clara	62 61
								100	A	Virginia	49 62	228	H	Santa Clara	74 71
												275	A	Loyola Marymount	56 49
												275	H	Loyola Marymount	72 71
												282	A	Portland	62 58
												282	H	Portland	66 53
												343	H	Howard	80 55
LAST 12 Division I GAMES:															
228	H	Santa Clara	74 71	54	A	Pacific	48 61								
168	H	San Francisco	63 65	217	A	Pepperdine	53 49								
282	A	Portland	62 58	275	A	Loyola Marymount	56 49								
38	A	Gonzaga	72 80	282	H	Portland	66 53								
51	H	San Diego	68 66	38	H	Gonzaga	42 52								
75	H	BYU	76 71	75	A	BYU	61 51								

Non-Div I Games:

St. Mary's (CA)

■ Loss,
 ■ Non-Conf,
 ■ S Site,
 ■ Home
 ■ A Away
 N Neutral

Average RPI Win:	114	WON-LOST	WINNING	LAST 10	STRENGTH OF	OPP. STRENGTH	TEAM	ADJ.	CONF.	ADJ CONF.
Average RPI Loss:	54	RECORD	PCT. RANK	GAMES	SCHEDULE	OF SCHEDULE	RPI	RPI	RPI	RPI
DIV. I ONLY	21- 9	60	6- 4	17	7	20	20	5	5	
DIV. I NON-CONF.	8- 4	92	0- 0	14	10	32	32	5	5	
TOTALS	RPI 1-25	RPI 26-50	W-L RECORDS	RPI 51-100	RPI 101-150	RPI 150+				
21- 9	3- 7	2- 0	OVERALL	7- 0	3- 0	6- 2				
12- 3	1- 3	1- 0	HOME	3- 0	2- 0	5- 0				
8- 5	2- 3	1- 0	AWAY	4- 0	1- 0	0- 2				
1- 1	0- 1	0- 0	NEUTRAL	0- 0	0- 0	1- 0				
8- 4	1- 4	0- 0	NON-CONFERENCE	1- 0	2- 0	4- 0				
5- 1	1- 1	0- 0	HOME	0- 0	1- 0	3- 0				
2- 2	0- 2	0- 0	AWAY	1- 0	1- 0	0- 0				
1- 1	0- 1	0- 0	NEUTRAL	0- 0	0- 0	1- 0				
13- 5	2- 3	2- 0	CONFERENCE	6- 0	1- 0	2- 2				
7- 2	0- 2	1- 0	HOME	3- 0	1- 0	2- 0				
6- 3	2- 1	1- 0	AWAY	3- 0	0- 0	0- 2				
0- 0	0- 0	0- 0	NEUTRAL	0- 0	0- 0	0- 0				

RPI	S	Opponent	Score	RPI	S	Opponent	Score	RPI	S	Opponent	Score	RPI	S	Opponent	Score
2	A	Tennessee	40 59	30	A	Washington	60 56	64	A	Hawaii	86 73	105	H	Boston College	96 63
5	H	UConn	88 86	30	H	Washington	82 69	74	A	Washington St.	86 76	113	H	Colorado	62 55
11	A	Oregon St.	69 58					74	H	Washington St.	75 56	116	A	New Mexico	70 65
12	N	North Carolina	54 70					90	A	Southern California	71 60	153	H	UC Davis	71 59
17	A	Arizona St.	52 53					90	H	Southern California	79 60	166	A	Oregon	55 62
17	H	Arizona St.	57 60					94	A	UCLA	79 70	205	A	Arizona	57 60
19	A	Chattanooga	46 54					94	H	UCLA	68 50	205	H	Arizona	77 47
23	H	Texas	81 87									228	H	Santa Clara	82 43
24	A	California	59 47									231	N	Prairie View	88 45
24	H	California	53 63									238	H	Utah	55 44
												330	H	UC Santa Barbara	90 34
LAST 12 Division I GAMES:															
166	A	Oregon	55 62	205	A	Arizona	57 60								
11	A	Oregon St.	69 58	17	A	Arizona St.	52 53								
24	H	California	53 63	30	H	Washington	82 69								
24	A	California	59 47	74	H	Washington St.	75 56								
94	H	UCLA	68 50	90	A	Southern California	71 60								
90	H	Southern California	79 60	94	A	UCLA	79 70								

Non-Div I Games:

Stanford

■ Loss,
■ Non-Conf,
■ S Site,
■ H Home
■ A Away
N Neutral

Average RPI Win:	259	WON-LOST	WINNING	LAST 10	STRENGTH OF	OPP. STRENGTH	TEAM	ADJ.	CONF.	ADJ CONF.
Average RPI Loss:	187	RECORD	PCT. RANK	GAMES	SCHEDULE	OF SCHEDULE	RPI	RPI	RPI	RPI
DIV. I ONLY	18- 6	38	9- 1	322	281	128	128	28	28	
DIV. I NON-CONF.	4- 4	158	0- 0	285	90	225	225	27	27	
TOTALS	RPI 1-25	RPI 26-50	W-L RECORDS	RPI 51-100	RPI 101-150	RPI 150+				
18- 6	0- 1	0- 0	OVERALL	0- 0	0- 2	18- 3				
10- 1	0- 0	0- 0	HOME	0- 0	0- 1	10- 0				
8- 3	0- 1	0- 0	AWAY	0- 0	0- 0	8- 2				
0- 2	0- 0	0- 0	NEUTRAL	0- 0	0- 1	0- 1				
4- 4	0- 1	0- 0	NON-CONFERENCE	0- 0	0- 2	4- 1				
3- 1	0- 0	0- 0	HOME	0- 0	0- 1	3- 0				
1- 1	0- 1	0- 0	AWAY	0- 0	0- 0	1- 0				
0- 2	0- 0	0- 0	NEUTRAL	0- 0	0- 1	0- 1				
14- 2	0- 0	0- 0	CONFERENCE	0- 0	0- 0	14- 2				
7- 0	0- 0	0- 0	HOME	0- 0	0- 0	7- 0				
7- 2	0- 0	0- 0	AWAY	0- 0	0- 0	7- 2				
0- 0	0- 0	0- 0	NEUTRAL	0- 0	0- 0	0- 0				

RPI 1-25				RPI 26-50				RPI 51-100				RPI 101+ Team's RPI: 128			
RPI	S	Opponent	Score	RPI	S	Opponent	Score	RPI	S	Opponent	Score	RPI	S	Opponent	Score
3	A	Baylor	57 96									139	H	Louisiana Tech	69 76
												141	N	UC Riverside	62 90
												189	A	Lamar	59 55
												189	H	Lamar	71 60
												205	H	Arizona	72 60
												214	A	Northwestern St.	69 61
												216	H	La.-Monroe	82 54
												222	A	McNeese St.	67 73
												225	H	Nicholls St.	68 59
												231	H	Prairie View	83 73
												247	A	Central Ark.	73 46
												259	A	A&M-Corpus Christi	74 62
												259	H	A&M-Corpus Christi	64 55
												261	A	Abilene Christian	71 69
												267	A	Rice	70 59
												288	A	Houston Baptist	69 57
												288	H	Houston Baptist	72 67
												302	A	Sam Houston St.	64 65
												313	N	Boston U.	57 62
												318	H	New Orleans	76 56
												321	H	Southeastern La.	78 71
												338	A	Incarnate Word	64 47
												338	H	Incarnate Word	58 44
LAST 12 Division I GAMES:															
288	A	Houston Baptist	69 57	288	H	Houston Baptist	72 67								
338	H	Incarnate Word	58 44	214	A	Northwestern St.	69 61								
225	H	Nicholls St.	68 59	259	H	A&M-Corpus Christi	64 55								
189	H	Lamar	71 60	302	A	Sam Houston St.	64 65								
259	A	A&M-Corpus Christi	74 62	189	A	Lamar	59 55								
338	A	Incarnate Word	64 47	261	A	Abilene Christian	71 69								

Non-Div I Games: Southern Ark. 73 50 St. Edward's 65 56 Tex. A&M-Kingsville 90 50

Stephen F. Austin

Loss, Non-Conf, S Site, H Home A Away N Neutral

Average RPI Win:	212	WON-LOST	WINNING	LAST 10	STRENGTH OF	OPP. STRENGTH	TEAM	ADJ.	CONF.	ADJ CONF.
Average RPI Loss:	62	RECORD	PCT. RANK	GAMES	SCHEDULE	OF SCHEDULE	RPI	RPI	RPI	RPI
DIV. I ONLY	20- 6	32	8- 2	110	147	41	41	11	11	
DIV. I NON-CONF.	9- 3	60	0- 0	130	167	45	45	12	12	
TOTALS	RPI 1-25	RPI 26-50	W-L RECORDS	RPI 51-100	RPI 101-150	RPI 150+				
20- 6	0- 3	0- 1	OVERALL	0- 0	4- 1	16- 1				
10- 1	0- 1	0- 0	HOME	0- 0	2- 0	8- 0				
8- 5	0- 2	0- 1	AWAY	0- 0	1- 1	7- 1				
2- 0	0- 0	0- 0	NEUTRAL	0- 0	1- 0	1- 0				
9- 3	0- 1	0- 1	NON-CONFERENCE	0- 0	2- 1	7- 0				
4- 0	0- 0	0- 0	HOME	0- 0	1- 0	3- 0				
3- 3	0- 1	0- 1	AWAY	0- 0	0- 1	3- 0				
2- 0	0- 0	0- 0	NEUTRAL	0- 0	1- 0	1- 0				
11- 3	0- 2	0- 0	CONFERENCE	0- 0	2- 0	9- 1				
6- 1	0- 1	0- 0	HOME	0- 0	1- 0	5- 0				
5- 2	0- 1	0- 0	AWAY	0- 0	1- 0	4- 1				
0- 0	0- 0	0- 0	NEUTRAL	0- 0	0- 0	0- 0				

RPI 1-25				RPI 26-50				Team's RPI: 41	RPI 51-100				RPI 101+			
RPI	S	Opponent	Score	RPI	S	Opponent	Score		RPI	S	Opponent	Score	RPI	S	Opponent	Score
3	A	Baylor	42 96	27	A	South Fla.	62 78						119	N	Marist	57 50
15	A	FGCU	55 57										127	H	Texas St.	75 57
15	H	FGCU	39 61										147	A	Florida	54 59
													148	A	Kennesaw St.	70 58
													148	H	Kennesaw St.	75 64
													157	A	Indiana St.	62 52
													165	A	Northern Ky.	62 68
													165	H	Northern Ky.	73 56
													210	H	Campbell	76 63
													213	A	Jacksonville	73 67
													213	H	Jacksonville	73 47
													218	A	USC Upstate	92 66
													218	H	USC Upstate	67 44
													232	H	UNCW	72 55
													245	A	North Florida	67 38
													245	H	North Florida	77 45
													248	H	Bethune-Cookman	91 61
													263	A	UCF	67 49
													265	A	Lipscomb	82 77
													265	H	Lipscomb	103 75
													268	A	Valparaiso	73 62
													274	N	Utah St.	84 64
LAST 12 Division I GAMES:																
245	H	North Florida	77 45	15	H	FGCU	39 61									
213	A	Jacksonville	73 67	265	A	Lipscomb	82 77									
148	A	Kennesaw St.	70 58	165	A	Northern Ky.	62 68									
218	A	USC Upstate	92 66	218	H	USC Upstate	67 44									
165	H	Northern Ky.	73 56	148	H	Kennesaw St.	75 64									
265	H	Lipscomb	103 75	245	A	North Florida	67 38									

Non-Div I Games: Webber Int'l 90 27 Warner 101 40

Stetson

Loss, Non-Conf, S Site, H Home A Away N Neutral

Stony Brook

Through Games Of March 1, 2015

Average RPI Win:	255	WON-LOST	WINNING	LAST 10	STRENGTH OF	OPP. STRENGTH	TEAM	ADJ.	CONF.	ADJ CONF.
Average RPI Loss:	145	RECORD	PCT. RANK	GAMES	SCHEDULE	OF SCHEDULE	RPI	RPI	RPI	RPI
DIV. I ONLY	17- 12	117	7- 3	273	248	178	178	23	23	
DIV. I NON-CONF.	7- 6	154	0- 0	292	273	194	194	23	23	
TOTALS	RPI 1-25	RPI 26-50	W-L RECORDS	RPI 51-100	RPI 101-150	RPI 150+				
17- 12	0- 1	0- 1	OVERALL	2- 4	0- 0	15- 6				
11- 3	0- 0	0- 0	HOME	2- 1	0- 0	9- 2				
6- 9	0- 1	0- 1	AWAY	0- 3	0- 0	6- 4				
0- 0	0- 0	0- 0	NEUTRAL	0- 0	0- 0	0- 0				
7- 6	0- 1	0- 1	NON-CONFERENCE	1- 1	0- 0	6- 3				
6- 0	0- 0	0- 0	HOME	1- 0	0- 0	5- 0				
1- 6	0- 1	0- 1	AWAY	0- 1	0- 0	1- 3				
0- 0	0- 0	0- 0	NEUTRAL	0- 0	0- 0	0- 0				
10- 6	0- 0	0- 0	CONFERENCE	1- 3	0- 0	9- 3				
5- 3	0- 0	0- 0	HOME	1- 1	0- 0	4- 2				
5- 3	0- 0	0- 0	AWAY	0- 2	0- 0	5- 1				
0- 0	0- 0	0- 0	NEUTRAL	0- 0	0- 0	0- 0				

RPI 1-25				RPI 26-50				RPI 51-100				RPI 101+ Team's RPI: 178			
RPI	S	Opponent	Score	RPI	S	Opponent	Score	RPI	S	Opponent	Score	RPI	S	Opponent	Score
13	A	Duke	42 72	43	A	Iowa St.	64 74	82	A	Albany (NY)	59 69	170	A	Hartford	49 56
								82	H	Albany (NY)	68 64	170	H	Hartford	58 60
								83	A	Maine	49 57	190	A	Iona	62 73
								83	H	Maine	55 58	201	A	New Hampshire	60 52
								89	A	Army	59 68	201	H	New Hampshire	52 60
								92	H	Western Mich.	59 55	208	H	Lafayette	60 58
												224	A	UMass Lowell	64 60
												224	H	UMass Lowell	62 36
												270	A	UMBC	66 50
												270	H	UMBC	74 41
												271	H	Norfolk St.	52 46
												280	A	St. Francis Brooklyn	55 57
												296	A	Morgan St.	50 48
												299	H	Columbia	82 68
												303	A	Vermont	74 62
												303	H	Vermont	60 38
												319	H	Bradley	79 63
												324	A	Binghamton	68 59
												324	H	Binghamton	67 54
												332	H	Saint Peter's	56 40
												333	A	Wagner	70 76
LAST 12 Division I GAMES:															
170	A	Hartford	49 56	303	A	Vermont	74 62								
324	A	Binghamton	68 59	201	A	New Hampshire	60 52								
82	H	Albany (NY)	68 64	170	H	Hartford	58 60								
224	H	UMass Lowell	62 36	324	H	Binghamton	67 54								
83	A	Maine	49 57	224	A	UMass Lowell	64 60								
270	H	UMBC	74 41	82	A	Albany (NY)	59 69								

Non-Div I Games:

Stony Brook

Loss, Non-Conf, S Site, H Home A Away N Neutral

Syracuse

Through Games Of March 1, 2015

Average RPI Win:	141	WON-LOST	WINNING	LAST 10	STRENGTH OF	OPP. STRENGTH	TEAM	ADJ.	CONF.	ADJ CONF.
Average RPI Loss:	25	RECORD	PCT. RANK	GAMES	SCHEDULE	OF SCHEDULE	RPI	RPI	RPI	RPI
DIV. I ONLY	21- 8	47	7- 3	26	16	29	29	3	3	
DIV. I NON-CONF.	10- 3	52	0- 0	96	55	54	54	3	3	
TOTALS	RPI 1-25	RPI 26-50	W-L RECORDS	RPI 51-100	RPI 101-150	RPI 150+				
21- 8	1- 6	3- 0	OVERALL	5- 2	4- 0	8- 0				
13- 2	1- 1	1- 0	HOME	3- 1	3- 0	5- 0				
7- 3	0- 3	2- 0	AWAY	1- 0	1- 0	3- 0				
1- 3	0- 2	0- 0	NEUTRAL	1- 1	0- 0	0- 0				
10- 3	0- 2	1- 0	NON-CONFERENCE	2- 1	2- 0	5- 0				
7- 0	0- 0	0- 0	HOME	1- 0	2- 0	4- 0				
2- 0	0- 0	1- 0	AWAY	0- 0	0- 0	1- 0				
1- 3	0- 2	0- 0	NEUTRAL	1- 1	0- 0	0- 0				
11- 5	1- 4	2- 0	CONFERENCE	3- 1	2- 0	3- 0				
6- 2	1- 1	1- 0	HOME	2- 1	1- 0	1- 0				
5- 3	0- 3	1- 0	AWAY	1- 0	1- 0	2- 0				
0- 0	0- 0	0- 0	NEUTRAL	0- 0	0- 0	0- 0				

RPI	S	Opponent	Score	RPI	S	Opponent	Score	Team's RPI: 29	RPI	S	Opponent	Score	RPI	S	Opponent	Score
1	H	Notre Dame	74 85	33	A	Pittsburgh	68 60		70	H	North Carolina St.	66 49	105	A	Boston College	64 46
3	N	Baylor	72 74	33	H	Pittsburgh	68 54		72	N	East Carolina	69 58	105	H	Boston College	73 51
4	N	South Carolina	63 67	48	A	Duquesne	90 84		78	H	Miami (FL)	71 85	117	H	Cornell	76 59
8	A	Louisville	58 78						80	H	Fordham	59 42	150	H	Central Conn. St.	74 43
10	A	Florida St.	52 62						84	A	Georgia Tech	65 60	185	A	Clemson	60 55
12	H	North Carolina	61 56						86	N	Michigan St.	76 89	207	H	Wake Forest	73 62
13	A	Duke	72 74						100	H	Virginia	70 58	213	A	Jacksonville	77 61
													219	H	Penn St.	61 39
													223	A	Virginia Tech	59 51
													255	H	Canisius	70 37
													303	H	Vermont	94 63
													337	H	N.C. Central	70 25
LAST 12 Division I GAMES:																
185	A	Clemson	60 55	12	H	North Carolina	61 56									
33	H	Pittsburgh	68 54	10	A	Florida St.	52 62									
105	H	Boston College	73 51	8	A	Louisville	58 78									
223	A	Virginia Tech	59 51	70	H	North Carolina St.	66 49									
78	H	Miami (FL)	71 85	33	A	Pittsburgh	68 60									
84	A	Georgia Tech	65 60	105	A	Boston College	64 46									

Non-Div I Games:

Syracuse

■ Loss,
■ Non-Conf,
■ S Site,
■ H Home
■ A Away
N Neutral

TCU

TCUTCU

TCU

Page 286

Average RPI Win:	215	WON-LOST	WINNING	LAST 10	STRENGTH OF	OPP. STRENGTH	TEAM	ADJ.	CONF.	ADJ CONF.
Average RPI Loss:	71	RECORD	PCT. RANK	GAMES	SCHEDULE	OF SCHEDULE	RPI	RPI	RPI	RPI
DIV. I ONLY	15- 15	172	6- 4	118	66	131	131	8	8	
DIV. I NON-CONF.	4- 9	243	0- 0	175	19	229	229	8	8	
TOTALS	RPI 1-25	RPI 26-50	W-L RECORDS	RPI 51-100	RPI 101-150	RPI 150+				
15- 15	0- 3	1- 4	OVERALL	1- 4	1- 2	12- 2				
8- 6	0- 2	1- 2	HOME	1- 1	0- 0	6- 1				
5- 8	0- 1	0- 2	AWAY	0- 3	0- 2	5- 0				
2- 1	0- 0	0- 0	NEUTRAL	0- 0	1- 0	1- 1				
4- 9	0- 1	0- 1	NON-CONFERENCE	0- 4	1- 1	3- 2				
1- 4	0- 1	0- 1	HOME	0- 1	0- 0	1- 1				
1- 4	0- 0	0- 0	AWAY	0- 3	0- 1	1- 0				
2- 1	0- 0	0- 0	NEUTRAL	0- 0	1- 0	1- 1				
11- 6	0- 2	1- 3	CONFERENCE	1- 0	0- 1	9- 0				
7- 2	0- 1	1- 1	HOME	1- 0	0- 0	5- 0				
4- 4	0- 1	0- 2	AWAY	0- 0	0- 1	4- 0				
0- 0	0- 0	0- 0	NEUTRAL	0- 0	0- 0	0- 0				

RPI	S	Opponent	Score	RPI	S	Opponent	Score	RPI	S	Opponent	Score	RPI	S	Opponent	Score	Team's RPI: 131
5	A	UConn	58 92	27	A	South Fla.	53 79	55	A	Penn	50 52	102	A	Kansas	56 76	
5	H	UConn	49 83	27	H	South Fla.	58 70	72	H	East Carolina	79 69	114	A	Tulsa	67 75	
10	H	Florida St.	62 66	42	H	Rutgers	55 88	77	A	Villanova	59 64	130	N	Harvard	81 69	
				50	A	Tulane	63 77	80	H	Fordham	64 71	160	A	Memphis	58 57	
				50	H	Tulane	69 58	91	A	Saint Joseph's	74 78	160	H	Memphis	84 61	
												176	H	La Salle	75 72	
												183	N	Alabama	51 58	
												196	H	Delaware	58 69	
												258	A	SMU	55 39	
												258	H	SMU	77 64	
												263	A	UCF	71 54	
												263	H	UCF	72 57	
												264	A	Cincinnati	81 64	
												264	H	Cincinnati	83 50	
												278	H	Houston	72 60	
												292	N	Georgetown	81 58	
												343	A	Howard	78 48	
LAST 12 Division I GAMES:																
72	H	East Carolina	79 69	50	A	Tulane	63 77									
258	A	SMU	55 39	160	H	Memphis	84 61									
27	A	South Fla.	53 79	5	H	UConn	49 83									
50	H	Tulane	69 58	263	A	UCF	71 54									
278	H	Houston	72 60	264	H	Cincinnati	83 50									
114	A	Tulsa	67 75	263	H	UCF	72 57									

Non-Div I Games:

Temple

Average RPI Win:	97	WON-LOST	WINNING	LAST 10	STRENGTH OF	OPP. STRENGTH	TEAM	ADJ.	CONF.	ADJ CONF.
Average RPI Loss:	12	RECORD	PCT. RANK	GAMES	SCHEDULE	OF SCHEDULE	RPI	RPI	RPI	RPI
DIV. I ONLY	25- 4	16	9- 1	1	10	2	2	2	2	2
DIV. I NON-CONF.	10- 3	52	0- 1	5	29	4	4	4	4	4
TOTALS	RPI 1-25	RPI 26-50	W-L RECORDS	RPI 51-100	RPI 101-150	RPI 150+				
25- 4	4- 4	5- 0	OVERALL	8- 0	1- 0	7- 0				
16- 0	3- 0	3- 0	HOME	5- 0	0- 0	5- 0				
9- 4	1- 4	2- 0	AWAY	3- 0	1- 0	2- 0				
0- 0	0- 0	0- 0	NEUTRAL	0- 0	0- 0	0- 0				
10- 3	2- 3	2- 0	NON-CONFERENCE	1- 0	0- 0	5- 0				
8- 0	2- 0	1- 0	HOME	1- 0	0- 0	4- 0				
2- 3	0- 3	1- 0	AWAY	0- 0	0- 0	1- 0				
0- 0	0- 0	0- 0	NEUTRAL	0- 0	0- 0	0- 0				
15- 1	2- 1	3- 0	CONFERENCE	7- 0	1- 0	2- 0				
8- 0	1- 0	2- 0	HOME	4- 0	0- 0	1- 0				
7- 1	1- 1	1- 0	AWAY	3- 0	1- 0	1- 0				
0- 0	0- 0	0- 0	NEUTRAL	0- 0	0- 0	0- 0				

RPI	S	Opponent	Score	RPI	S	Opponent	Score	RPI	S	Opponent	Score	RPI	S	Opponent	Score
1	A	Notre Dame	77 88	26	H	Mississippi St.	79 67	55	H	Penn	97 52	147	A	Florida	64 56
4	A	South Carolina	66 71	28	H	Texas A&M	81 58	62	A	Vanderbilt	57 49	154	A	Auburn	54 42
9	A	Kentucky	73 72	42	A	Rutgers	55 45	62	H	Vanderbilt	79 49	167	H	Oral Roberts	91 39
9	H	Kentucky	72 58	44	H	Wichita St.	54 51	65	A	Georgia	70 59	183	H	Alabama	77 56
11	H	Oregon St.	74 63	46	A	Arkansas	60 51	65	H	Georgia	59 51	188	H	Winthrop	81 48
19	A	Chattanooga	63 67					71	H	LSU	75 58	198	H	Tennessee St.	97 46
20	H	Stanford	59 40					96	H	Missouri	63 53	265	A	Lipscomb	85 51
23	A	Texas	59 72					97	A	Ole Miss	69 49	320	H	Saint Francis (PA)	111 44
LAST 12 Division I GAMES:															
62	H	Vanderbilt	79 49	147	A	Florida	64 56								
65	A	Georgia	70 59	26	H	Mississippi St.	79 67								
4	A	South Carolina	66 71	9	A	Kentucky	73 72								
183	H	Alabama	77 56	65	H	Georgia	59 51								
9	H	Kentucky	72 58	71	H	LSU	75 58								
97	A	Ole Miss	69 49	1	A	Notre Dame	77 88								

Non-Div I Games:

Tennessee

Average RPI Win:	269	WON-LOST	WINNING	LAST 10	STRENGTH OF	OPP. STRENGTH	TEAM	ADJ.	CONF.	ADJ CONF.
Average RPI Loss:	134	RECORD	PCT. RANK	GAMES	SCHEDULE	OF SCHEDULE	RPI	RPI	RPI	RPI
DIV. I ONLY	15- 12	143	7- 3	234	261	198	198	26	26	
DIV. I NON-CONF.	3- 8	263	0- 0	114	84	220	220	26	26	
TOTALS	RPI 1-25	RPI 26-50	W-L RECORDS	RPI 51-100	RPI 101-150	RPI 150+				
15- 12	0- 2	0- 0	OVERALL	0- 2	0- 3	15- 5				
6- 8	0- 0	0- 0	HOME	0- 1	0- 3	6- 4				
9- 4	0- 0	0- 0	AWAY	0- 1	0- 0	9- 0				
0- 0	0- 0	0- 0	NEUTRAL	0- 0	0- 0	0- 0				
3- 8	0- 2	0- 0	NON-CONFERENCE	0- 2	0- 2	3- 2				
1- 5	0- 0	0- 0	HOME	0- 1	0- 2	1- 2				
2- 3	0- 2	0- 0	AWAY	0- 1	0- 0	2- 0				
0- 0	0- 0	0- 0	NEUTRAL	0- 0	0- 0	0- 0				
12- 4	0- 0	0- 0	CONFERENCE	0- 0	0- 1	12- 3				
5- 3	0- 0	0- 0	HOME	0- 0	0- 1	5- 2				
7- 1	0- 0	0- 0	AWAY	0- 0	0- 0	7- 1				
0- 0	0- 0	0- 0	NEUTRAL	0- 0	0- 0	0- 0				

RPI 1-25				RPI 26-50				RPI 51-100				RPI 101+ Team's RPI: 198			
RPI	S	Opponent	Score	RPI	S	Opponent	Score	RPI	S	Opponent	Score	RPI	S	Opponent	Score
2	A	Tennessee	46 97					69	H	Youngstown St.	66 73	108	H	Troy	71 75
9	A	Kentucky	75 87					70	A	North Carolina St.	55 84	126	H	UT Martin	58 64
												148	H	Kennesaw St.	56 65
												173	A	SIUE	83 91
												191	A	Belmont	70 53
												191	H	Belmont	62 64
												197	A	Jacksonville St.	74 66
												197	H	Jacksonville St.	50 63
												213	H	Jacksonville	64 61
												243	A	Morehead St.	81 74
												243	H	Morehead St.	75 74
												245	H	North Florida	53 54
												250	A	Austin Peay	81 78
												259	A	A&M-Corpus Christi	72 61
												265	A	Lipscomb	73 55
												271	H	Norfolk St.	58 65
												284	A	Eastern Ky.	68 62
												284	H	Eastern Ky.	86 74
												297	H	Eastern Ill.	57 44
												310	H	Southeast Mo. St.	62 55
												328	A	Murray St.	76 72
												334	A	Tennessee Tech	66 57
												334	H	Tennessee Tech	67 64
LAST 12 Division I GAMES:															
191	A	Belmont	70 53	284	A	Eastern Ky.	68 62								
243	H	Morehead St.	75 74	197	H	Jacksonville St.	50 63								
197	A	Jacksonville St.	74 66	126	H	UT Martin	58 64								
284	H	Eastern Ky.	86 74	191	H	Belmont	62 64								
334	A	Tennessee Tech	66 57	334	H	Tennessee Tech	67 64								
243	A	Morehead St.	81 74	250	A	Austin Peay	81 78								

Non-Div I Games:

Tennessee St.

Tennessee Tech

Through Games Of March 1, 2015

Average RPI Win:	303	WON-LOST	WINNING	LAST 10	STRENGTH OF	OPP. STRENGTH	TEAM	ADJ.	CONF.	ADJ CONF.
Average RPI Loss:	200	RECORD	PCT. RANK	GAMES	SCHEDULE	OF SCHEDULE	RPI	RPI	RPI	RPI
DIV. I ONLY	6- 23	313	1- 9	326	260	334	334	26	26	
DIV. I NON-CONF.	3- 10	287	0- 0	335	155	325	325	26	26	
TOTALS	RPI 1-25	RPI 26-50	W-L RECORDS	RPI 51-100	RPI 101-150	RPI 150+				
6- 23	0- 0	0- 0	OVERALL	0- 3	0- 1	6- 19				
3- 8	0- 0	0- 0	HOME	0- 2	0- 1	3- 5				
2- 14	0- 0	0- 0	AWAY	0- 1	0- 0	2- 13				
1- 1	0- 0	0- 0	NEUTRAL	0- 0	0- 0	1- 1				
3- 10	0- 0	0- 0	NON-CONFERENCE	0- 3	0- 0	3- 7				
1- 2	0- 0	0- 0	HOME	0- 2	0- 0	1- 0				
1- 7	0- 0	0- 0	AWAY	0- 1	0- 0	1- 6				
1- 1	0- 0	0- 0	NEUTRAL	0- 0	0- 0	1- 1				
3- 13	0- 0	0- 0	CONFERENCE	0- 0	0- 1	3- 12				
2- 6	0- 0	0- 0	HOME	0- 0	0- 1	2- 5				
1- 7	0- 0	0- 0	AWAY	0- 0	0- 0	1- 7				
0- 0	0- 0	0- 0	NEUTRAL	0- 0	0- 0	0- 0				

RPI S	Opponent	Score	RPI S	Opponent	Score	RPI S	Opponent	Score	RPI S	Opponent	Score	Team's RPI: 334
						60	H Middle Tenn.	76 98	126	H UT Martin	59 79	
						65	H Georgia	51 74	173	A SIUE	69 83	
						87	A Southern Miss.	58 80	181	A Mercer	67 73	
									185	A Clemson	61 76	
									191	A Belmont	53 59	
									191	H Belmont	62 64	
									197	A Jacksonville St.	58 67	
									197	H Jacksonville St.	54 70	
									198	A Tennessee St.	64 67	
									198	H Tennessee St.	57 66	
									200	N N.C. A&T	49 54	
									207	A Wake Forest	62 89	
									230	A Georgia St.	60 72	
									243	A Morehead St.	82 90	
									243	H Morehead St.	54 64	
									250	H Austin Peay	75 71	
									265	A Lipscomb	53 72	
									268	A Valparaiso	61 79	
									284	A Eastern Ky.	84 71	
									284	H Eastern Ky.	93 97	
									296	N Morgan St.	62 56	
									297	A Eastern Ill.	59 67	
									310	A Southeast Mo. St.	66 68	
									322	H South Ala.	70 66	
									328	H Murray St.	74 69	
									335	A FIU	73 56	
LAST 12 Division I GAMES:												
284	A	Eastern Ky.	84	71	191	A	Belmont	53	59			
191	H	Belmont	62	64	243	H	Morehead St.	54	64			
243	A	Morehead St.	82	90	284	H	Eastern Ky.	93	97			
197	A	Jacksonville St.	58	67	198	A	Tennessee St.	64	67			
198	H	Tennessee St.	57	66	310	A	Southeast Mo. St.	66	68			
197	H	Jacksonville St.	54	70	126	H	UT Martin	59	79			

Non-Div I Games:

Tennessee Tech

■ Loss,
 ■ Non-Conf,
 ■ S Site,
 ■ Home
 ■ A Away
 N Neutral

Average RPI Win:	276	WON-LOST	WINNING	LAST 10	STRENGTH OF	OPP. STRENGTH	TEAM	ADJ.	CONF.	ADJ CONF.
Average RPI Loss:	140	RECORD	PCT. RANK	GAMES	SCHEDULE	OF SCHEDULE	RPI	RPI	RPI	RPI
DIV. I ONLY	13- 13	172	5- 5	211	293	209	209	30	30	
DIV. I NON-CONF.	5- 8	213	1- 0	120	168	195	195	30	30	
TOTALS	RPI 1-25	RPI 26-50	W-L RECORDS	RPI 51-100	RPI 101-150	RPI 150+				
13- 13	0- 2	0- 2	OVERALL	0- 0	3- 5	10- 4				
9- 3	0- 0	0- 0	HOME	0- 0	2- 1	7- 2				
3- 9	0- 2	0- 1	AWAY	0- 0	0- 4	3- 2				
1- 1	0- 0	0- 1	NEUTRAL	0- 0	1- 0	0- 0				
5- 8	0- 2	0- 2	NON-CONFERENCE	0- 0	2- 2	3- 2				
4- 1	0- 0	0- 0	HOME	0- 0	1- 0	3- 1				
0- 6	0- 2	0- 1	AWAY	0- 0	0- 2	0- 1				
1- 1	0- 0	0- 1	NEUTRAL	0- 0	1- 0	0- 0				
8- 5	0- 0	0- 0	CONFERENCE	0- 0	1- 3	7- 2				
5- 2	0- 0	0- 0	HOME	0- 0	1- 1	4- 1				
3- 3	0- 0	0- 0	AWAY	0- 0	0- 2	3- 1				
0- 0	0- 0	0- 0	NEUTRAL	0- 0	0- 0	0- 0				

RPI 1-25				RPI 26-50				RPI 51-100				RPI 101+ Team's RPI: 209			
RPI	S	Opponent	Score	RPI	S	Opponent	Score	RPI	S	Opponent	Score	RPI	S	Opponent	Score
3	A	Baylor	42 96	28	N	Texas A&M	61 63					115	A	Bakersfield	72 87
23	A	Texas	45 72	49	A	DePaul	70 93					115	H	Bakersfield	77 60
												116	N	New Mexico	61 59
												121	A	Texas Tech	42 50
												123	A	New Mexico St.	60 80
												123	H	New Mexico St.	71 74
												129	A	VCU	43 64
												133	H	Eastern Mich.	81 75
												259	H	A&M-Corpus Christi	57 60
												273	A	Grand Canyon	54 69
												273	H	Grand Canyon	63 75
												288	H	Houston Baptist	75 72
												295	A	NJIT	54 59
												295	H	NJIT	54 53
												311	A	Seattle	70 60
												311	H	Seattle	80 58
												326	A	Utah Valley	59 52
												326	H	Utah Valley	57 55
												338	H	Incarinate Word	65 61
												341	H	UMKC	69 51
												346	A	Chicago St.	75 60
												346	H	Chicago St.	66 57
LAST 12 Division I GAMES:															
123	A	New Mexico St.	60 80	346	H	Chicago St.	66 57								
326	H	Utah Valley	57 55	341	H	UMKC	69 51								
273	H	Grand Canyon	63 75	123	H	New Mexico St.	71 74								
295	H	NJIT	54 53	273	A	Grand Canyon	54 69								
311	A	Seattle	70 60	326	A	Utah Valley	59 52								
115	A	Bakersfield	72 87	115	H	Bakersfield	77 60								

Non-Div I Games: Tex. A&M-Kingsville86 36 Concordia (TX) 72 31 Texas Lutheran 71 47

Tex.-Pan American

Loss, Non-Conf, S Site, H Home A Away N Neutral

Average RPI Win:	118	WON-LOST	WINNING	LAST 10	STRENGTH OF	OPP. STRENGTH	TEAM	ADJ.	CONF.	ADJ CONF.
Average RPI Loss:	40	RECORD	PCT. RANK	GAMES	SCHEDULE	OF SCHEDULE	RPI	RPI	RPI	RPI
DIV. I ONLY	19- 9	73	5- 5	15	12	23	23	1	1	
DIV. I NON-CONF.	11- 0	1	0- 0	49	75	3	3	1	1	
TOTALS	RPI 1-25	RPI 26-50	W-L RECORDS	RPI 51-100	RPI 101-150	RPI 150+				
19- 9	3- 3	2- 3	OVERALL	3- 3	5- 0	6- 0				
14- 2	2- 1	1- 1	HOME	2- 0	3- 0	6- 0				
4- 7	1- 2	0- 2	AWAY	1- 3	2- 0	0- 0				
1- 0	0- 0	1- 0	NEUTRAL	0- 0	0- 0	0- 0				
11- 0	2- 0	1- 0	NON-CONFERENCE	1- 0	1- 0	6- 0				
8- 0	1- 0	0- 0	HOME	0- 0	1- 0	6- 0				
2- 0	1- 0	0- 0	AWAY	1- 0	0- 0	0- 0				
1- 0	0- 0	1- 0	NEUTRAL	0- 0	0- 0	0- 0				
8- 9	1- 3	1- 3	CONFERENCE	2- 3	4- 0	0- 0				
6- 2	1- 1	1- 1	HOME	2- 0	2- 0	0- 0				
2- 7	0- 2	0- 2	AWAY	0- 3	2- 0	0- 0				
0- 0	0- 0	0- 0	NEUTRAL	0- 0	0- 0	0- 0				

RPI	S	Opponent	Score	RPI	S	Opponent	Score	RPI	S	Opponent	Score	RPI	S	Opponent	Score
2	H	Tennessee	72 59	28	N	Texas A&M	67 65	63	A	TCU	59 64	102	A	Kansas	74 63
3	A	Baylor	58 75	43	A	Iowa St.	57 59	65	A	West Virginia	69 76	102	H	Kansas	60 46
3	H	Baylor	68 70	43	H	Iowa St.	57 58	65	H	West Virginia	61 55	116	H	New Mexico	86 37
20	A	Stanford	87 81	45	A	Oklahoma St.	60 66	73	A	Kansas St.	57 66	121	A	Texas Tech	62 59
21	A	Oklahoma	59 70	45	H	Oklahoma St.	59 42	73	H	Kansas St.	76 58	121	H	Texas Tech	55 44
21	H	Oklahoma	84 81					94	A	UCLA	75 65	182	H	UTSA	68 48
												209	H	Tex.-Pan American	72 45
												214	H	Northwestern St.	74 34
												222	H	McNeese St.	76 59
												244	H	Southern U.	80 42
												267	H	Rice	77 54
LAST 12 Division I GAMES:															
65	A	West Virginia	69 76	3	H	Baylor	68 70								
45	H	Oklahoma St.	59 42	73	A	Kansas St.	57 66								
121	A	Texas Tech	62 59	63	A	TCU	59 64								
73	H	Kansas St.	76 58	21	H	Oklahoma	84 81								
102	A	Kansas	74 63	43	H	Iowa St.	57 58								
45	A	Oklahoma St.	60 66	3	A	Baylor	58 75								

Non-Div I Games:

Texas

■ Loss,
 ■ Non-Conf,
 ■ S Site,
 ■ H Home
 ■ A Away
 N Neutral

Average RPI Win:	143	WON-LOST	WINNING	LAST 10	STRENGTH OF	OPP. STRENGTH	TEAM	ADJ.	CONF.	ADJ CONF.
Average RPI Loss:	40	RECORD	PCT. RANK	GAMES	SCHEDULE	OF SCHEDULE	RPI	RPI	RPI	RPI
DIV. I ONLY	22- 8	41	6- 4	43	35	28	28	2	2	
DIV. I NON-CONF.	12- 2	26	0- 0	155	92	41	41	4	4	
TOTALS	RPI 1-25	RPI 26-50	W-L RECORDS	RPI 51-100	RPI 101-150	RPI 150+				
22- 8	2- 3	3- 2	OVERALL	5- 3	2- 0	10- 0				
14- 1	1- 0	1- 0	HOME	3- 1	1- 0	8- 0				
6- 6	1- 2	2- 2	AWAY	2- 2	0- 0	1- 0				
2- 1	0- 1	0- 0	NEUTRAL	0- 0	1- 0	1- 0				
12- 2	1- 1	1- 1	NON-CONFERENCE	1- 0	1- 0	8- 0				
7- 0	1- 0	0- 0	HOME	0- 0	0- 0	6- 0				
3- 1	0- 0	1- 1	AWAY	1- 0	0- 0	1- 0				
2- 1	0- 1	0- 0	NEUTRAL	0- 0	1- 0	1- 0				
10- 6	1- 2	2- 1	CONFERENCE	4- 3	1- 0	2- 0				
7- 1	0- 0	1- 0	HOME	3- 1	1- 0	2- 0				
3- 5	1- 2	1- 1	AWAY	1- 2	0- 0	0- 0				
0- 0	0- 0	0- 0	NEUTRAL	0- 0	0- 0	0- 0				

RPI 1-25				RPI 26-50				Team's RPI: 28	RPI 51-100				RPI 101+			
RPI	S	Opponent	Score	RPI	S	Opponent	Score		RPI	S	Opponent	Score	RPI	S	Opponent	Score
2	A	Tennessee	58 81	26	A	Mississippi St.	61 63		62	H	Vanderbilt	75 61	116	N	New Mexico	66 52
4	A	South Carolina	61 79	30	A	Washington	49 70		63	A	TCU	82 71	147	H	Florida	66 46
9	A	Kentucky	81 69	46	A	Arkansas	52 50		65	A	Georgia	51 54	154	H	Auburn	78 45
13	H	Duke	63 59	46	H	Arkansas	59 55		71	A	LSU	63 80	183	H	Alabama	70 49
23	N	Texas	65 67	49	A	DePaul	76 68		71	H	LSU	55 48	209	N	Tex.-Pan American	63 61
									96	A	Missouri	55 48	214	H	Northwestern St.	75 42
									96	H	Missouri	69 70	222	H	McNeese St.	93 27
									97	H	Ole Miss	58 49	231	H	Prairie View	59 41
													258	A	SMU	70 62
													267	H	Rice	76 55
													278	H	Houston	94 55
													323	H	North Texas	75 38
LAST 12 Division I GAMES:																
71	A	LSU	63 80	26	A	Mississippi St.	61 63		96	A	Missouri	55 48				
96	H	Missouri	69 70	154	H	Auburn	78 45		4	A	South Carolina	61 79				
147	H	Florida	66 46	65	A	Georgia	51 54		97	H	Ole Miss	58 49				
9	A	Kentucky	81 69													
183	H	Alabama	70 49													
46	H	Arkansas	59 55													

Non-Div I Games:

Texas A&M

■ Loss,
■ Non-Conf, S Site,
■ Home
■ Away
N Neutral

Average RPI Win: 295		WON-LOST	WINNING	LAST 10	STRENGTH OF	OPP. STRENGTH	TEAM	ADJ.	CONF.	ADJ CONF.
Average RPI Loss: 160		RECORD	PCT. RANK	GAMES	SCHEDULE	OF SCHEDULE	RPI	RPI	RPI	RPI
DIV. I ONLY		17- 9	85	10- 0	343	328	193	193	33	33
DIV. I NON-CONF.		3- 8	263	0- 0	228	163	249	249	31	31
TOTALS	RPI 1-25		RPI 26-50		W-L RECORDS		RPI 51-100		RPI 101-150	RPI 150+
17- 9	0- 0		0- 1		OVERALL		0- 2		0- 2	17- 4
8- 1	0- 0		0- 0		HOME		0- 0		0- 1	8- 0
8- 8	0- 0		0- 0		AWAY		0- 1		0- 0	8- 0
1- 0	0- 0		0- 0		NEUTRAL		0- 0		0- 0	1- 0
3- 8	0- 0		0- 1		NON-CONFERENCE		0- 2		0- 2	3- 3
1- 1	0- 0		0- 0		HOME		0- 0		0- 1	1- 0
1- 7	0- 0		0- 1		AWAY		0- 2		0- 1	1- 3
1- 0	0- 0		0- 0		NEUTRAL		0- 0		0- 0	1- 0
14- 1	0- 0		0- 0		CONFERENCE		0- 0		0- 0	14- 1
7- 0	0- 0		0- 0		HOME		0- 0		0- 0	7- 0
7- 1	0- 0		0- 0		AWAY		0- 0		0- 0	7- 1
0- 0	0- 0		0- 0		NEUTRAL		0- 0		0- 0	0- 0

RPI 1-25			
RPI	S	Opponent	Score
RPI 26-50			
RPI	S	Opponent	Score
45	A	Oklahoma St.	58 77
RPI 51-100			
RPI	S	Opponent	Score
63	A	TCU	52 69
99	A	CSUN	50 63
RPI 101+			
RPI	S	Opponent	Score
102	A	Kansas	44 69
114	H	Tulsa	64 67
222	A	McNeese St.	70 74
226	N	IUPUI	71 61
231	A	Prairie View	61 63
231	H	Prairie View	70 55
244	A	Southern U.	62 48
259	A	A&M-Corpus Christi	63 68
267	H	Rice	69 63
279	A	Jackson St.	54 46
279	H	Jackson St.	70 53
288	A	Houston Baptist	92 80
289	A	Grambling	67 38
289	H	Grambling	74 33
291	A	Alabama St.	64 52
291	H	Alabama St.	67 51
302	A	Sam Houston St.	54 61
329	A	Alcorn	75 66
339	A	Ark.-Pine Bluff	74 45
339	H	Ark.-Pine Bluff	73 58
344	H	Alabama A&M	67 54
349	A	Mississippi Val.	63 52
349	H	Mississippi Val.	70 46

LAST 12 Division I GAMES:			
291	A	Alabama St.	64 52
349	H	Mississippi Val.	70 46
339	H	Ark.-Pine Bluff	73 58
279	A	Jackson St.	54 46
289	A	Grambling	67 38
231	H	Prairie View	70 55
344	H	Alabama A&M	67 54
291	H	Alabama St.	67 51
349	A	Mississippi Val.	63 52
339	A	Ark.-Pine Bluff	74 45
279	H	Jackson St.	70 53
289	H	Grambling	74 33

Non-Div I Games:

Texas Southern

Loss, Non-Conf, S Site, H Home A Away N Neutral

Average RPI Win: 214	WON-LOST	WINNING	LAST 10	STRENGTH OF	OPP. STRENGTH	TEAM	ADJ.	CONF.	ADJ CONF.
Average RPI Loss: 116	RECORD	PCT. RANK	GAMES	SCHEDULE	OF SCHEDULE	RPI	RPI	RPI	RPI
DIV. I ONLY	14- 11	139	6- 4	148	149	127	127	14	14
DIV. I NON-CONF.	3- 4	197	0- 0	131	143	151	151	15	15
TOTALS	RPI 1-25	RPI 26-50	W-L RECORDS	RPI 51-100	RPI 101-150	RPI 150+			
14- 11	0- 0	1- 5	OVERALL	0- 0	1- 2	12- 4			
8- 4	0- 0	1- 1	HOME	0- 0	0- 1	7- 2			
5- 7	0- 0	0- 4	AWAY	0- 0	1- 1	4- 2			
1- 0	0- 0	0- 0	NEUTRAL	0- 0	0- 0	1- 0			
3- 4	0- 0	0- 2	NON-CONFERENCE	0- 0	0- 1	3- 1			
1- 1	0- 0	0- 0	HOME	0- 0	0- 0	1- 1			
1- 3	0- 0	0- 2	AWAY	0- 0	0- 1	1- 0			
1- 0	0- 0	0- 0	NEUTRAL	0- 0	0- 0	1- 0			
11- 7	0- 0	1- 3	CONFERENCE	0- 0	1- 1	9- 3			
7- 3	0- 0	1- 1	HOME	0- 0	0- 1	6- 1			
4- 4	0- 0	0- 2	AWAY	0- 0	1- 0	3- 2			
0- 0	0- 0	0- 0	NEUTRAL	0- 0	0- 0	0- 0			

RPI 1-25			RPI 26-50			RPI 51-100			RPI 101+ Team's RPI: 127		
RPI	S	Opponent	Score	RPI	S	Opponent	Score	RPI	S	Opponent	Score
				37	A	UALR	43 70	108	A	Troy	74 72
				37	H	UALR	45 65	108	H	Troy	59 75
				41	A	Stetson	57 75	121	A	Texas Tech	77 81
				45	A	Oklahoma St.	37 64	163	A	La.-Lafayette	41 64
				47	A	Arkansas St.	48 68	163	H	La.-Lafayette	81 83
				47	H	Arkansas St.	83 74	169	H	Appalachian St.	67 58
								172	A	Texas-Arlington	60 53
								172	H	Texas-Arlington	65 58
								182	A	UTSA	57 53
								189	H	Lamar	79 72
								216	H	La.-Monroe	70 64
								230	A	Georgia St.	69 74
								230	H	Georgia St.	71 61
								248	N	Bethune-Cookman	51 40
								288	H	Houston Baptist	56 61
								306	A	Ga. Southern	79 65
								306	H	Ga. Southern	67 57
								322	A	South Ala.	46 44
								322	H	South Ala.	63 42
LAST 12 Division I GAMES:											
				47	H	Arkansas St.	83 74	322	A	South Ala.	46 44
				108	H	Troy	59 75	163	H	La.-Lafayette	81 83
				163	A	La.-Lafayette	41 64	169	H	Appalachian St.	67 58
				230	H	Georgia St.	71 61	306	H	Ga. Southern	67 57
				172	H	Texas-Arlington	65 58	172	A	Texas-Arlington	60 53
				37	A	UALR	43 70	47	A	Arkansas St.	48 68

Non-Div I Games: Tex. A&M Int'l 83 65 Tex. A&M-Commerce 74 69

Texas St.

Average RPI Win:	172	WON-LOST	WINNING	LAST 10	STRENGTH OF	OPP. STRENGTH	TEAM	ADJ.	CONF.	ADJ CONF.
Average RPI Loss:	54	RECORD	PCT. RANK	GAMES	SCHEDULE	OF SCHEDULE	RPI	RPI	RPI	RPI
DIV. I ONLY	15- 14	167	3- 7	56	45	121	121	1	1	
DIV. I NON-CONF.	10- 2	31	0- 0	254	244	106	106	1	1	
TOTALS	RPI 1-25	RPI 26-50	W-L RECORDS	RPI 51-100	RPI 101-150	RPI 150+				
15- 14	0- 5	1- 3	OVERALL	4- 3	1- 3	9- 0				
13- 6	0- 3	1- 1	HOME	2- 1	1- 1	9- 0				
2- 6	0- 2	0- 2	AWAY	2- 1	0- 1	0- 0				
0- 2	0- 0	0- 0	NEUTRAL	0- 1	0- 1	0- 0				
10- 2	0- 0	0- 0	NON-CONFERENCE	0- 1	1- 1	9- 0				
10- 0	0- 0	0- 0	HOME	0- 0	1- 0	9- 0				
0- 0	0- 0	0- 0	AWAY	0- 0	0- 0	0- 0				
0- 2	0- 0	0- 0	NEUTRAL	0- 1	0- 1	0- 0				
5- 12	0- 5	1- 3	CONFERENCE	4- 2	0- 2	0- 0				
3- 6	0- 3	1- 1	HOME	2- 1	0- 1	0- 0				
2- 6	0- 2	0- 2	AWAY	2- 1	0- 1	0- 0				
0- 0	0- 0	0- 0	NEUTRAL	0- 0	0- 0	0- 0				

RPI 1-25				RPI 26-50				RPI 51-100				RPI 101+ Team's RPI: 121			
RPI	S	Opponent	Score	RPI	S	Opponent	Score	RPI	S	Opponent	Score	RPI	S	Opponent	Score
3	H	Baylor	60 67	43	A	Iowa St.	47 59	63	A	TCU	60 71	102	A	Kansas	67 71
21	A	Oklahoma	64 70	43	H	Iowa St.	71 58	63	H	TCU	52 37	102	H	Kansas	66 68
21	H	Oklahoma	58 75	45	A	Oklahoma St.	35 66	65	A	West Virginia	55 45	120	N	Purdue	53 69
23	A	Texas	44 55	45	H	Oklahoma St.	44 47	65	H	West Virginia	73 57	127	H	Texas St.	81 77
23	H	Texas	59 62					70	N	North Carolina St.	42 75	182	H	UTSA	64 48
								73	A	Kansas St.	74 68	197	H	Jacksonville St.	67 59
								73	H	Kansas St.	38 41	205	H	Arizona	57 54
												209	H	Tex.-Pan American	50 42
												225	H	Nicholls St.	76 49
												261	H	Abilene Christian	61 44
												278	H	Houston	60 54
												288	H	Houston Baptist	60 59
												296	H	Morgan St.	65 57
LAST 12 Division I GAMES:															
45	H	Oklahoma St.	44 47	63	A	TCU	60 71								
43	A	Iowa St.	47 59	102	A	Kansas	67 71								
23	H	Texas	59 62	73	H	Kansas St.	38 41								
3	H	Baylor	60 67	65	H	West Virginia	73 57								
73	A	Kansas St.	74 68	21	A	Oklahoma	64 70								
43	H	Iowa St.	71 58	102	H	Kansas	66 68								

Non-Div I Games:

Texas Tech

■ Loss,
■ Non-Conf,
■ S Site,
■ H Home
■ A Away
N Neutral

Texas-Arlington

Through Games Of March 1, 2015

Average RPI Win:	242	WON-LOST	WINNING	LAST 10	STRENGTH OF	OPP. STRENGTH	TEAM	ADJ.	CONF.	ADJ CONF.
Average RPI Loss:	105	RECORD	PCT. RANK	GAMES	SCHEDULE	OF SCHEDULE	RPI	RPI	RPI	RPI
DIV. I ONLY	13- 12	162	6- 4	168	186	172	172	14	14	
DIV. I NON-CONF.	4- 3	136	0- 0	216	286	152	152	15	15	
TOTALS	RPI 1-25	RPI 26-50	W-L RECORDS	RPI 51-100	RPI 101-150	RPI 150+				
13- 12	0- 0	0- 5	OVERALL	0- 1	1- 3	12- 3				
8- 5	0- 0	0- 2	HOME	0- 0	1- 1	7- 2				
5- 7	0- 0	0- 1	AWAY	0- 0	0- 0	5- 1				
0- 0	0- 0	0- 0	NEUTRAL	0- 0	0- 0	0- 0				
4- 3	0- 0	0- 1	NON-CONFERENCE	0- 1	0- 0	4- 1				
2- 1	0- 0	0- 0	HOME	0- 0	0- 0	2- 1				
2- 2	0- 0	0- 1	AWAY	0- 1	0- 0	2- 0				
0- 0	0- 0	0- 0	NEUTRAL	0- 0	0- 0	0- 0				
9- 9	0- 0	0- 4	CONFERENCE	0- 0	1- 3	8- 2				
6- 4	0- 0	0- 2	HOME	0- 0	1- 1	5- 1				
3- 5	0- 0	0- 2	AWAY	0- 0	0- 2	3- 1				
0- 0	0- 0	0- 0	NEUTRAL	0- 0	0- 0	0- 0				

RPI 1-25				RPI 26-50				RPI 51-100				RPI 101+				Team's RPI: 172	
RPI	S	Opponent	Score	RPI	S	Opponent	Score	RPI	S	Opponent	Score	RPI	S	Opponent	Score		
				37	A	UALR	38 66	73	A	Kansas St.	41 45	108	A	Troy	63 70		
				37	H	UALR	38 48					108	H	Troy	70 67		
				44	A	Wichita St.	61 71					127	A	Texas St.	58 65		
				47	A	Arkansas St.	62 67					127	H	Texas St.	53 60		
				47	H	Arkansas St.	77 80					163	A	La.-Lafayette	57 51		
												163	H	La.-Lafayette	56 42		
												169	H	Appalachian St.	55 45		
												182	H	UTSA	55 63		
												216	A	La.-Monroe	51 56		
												216	H	La.-Monroe	51 63		
												230	A	Georgia St.	45 39		
												230	H	Georgia St.	57 45		
												259	A	A&M-Corpus Christi	42 28		
												266	H	Northern Ariz.	80 62		
												288	H	Houston Baptist	83 73		
												306	H	Ga. Southern	64 52		
												322	A	South Ala.	63 46		
												322	H	South Ala.	59 49		
												323	A	North Texas	46 38		
LAST 12 Division I GAMES:																	
				37	H	UALR	38 48	163	A	La.-Lafayette	57 51						
				47	A	Arkansas St.	62 67	108	H	Troy	70 67						
				163	H	La.-Lafayette	56 42	230	H	Georgia St.	57 45						
				169	H	Appalachian St.	55 45	37	A	UALR	38 66						
				322	A	South Ala.	63 46	216	A	La.-Monroe	51 56						
				127	A	Texas St.	58 65	127	H	Texas St.	53 60						

Non-Div I Games: Missouri Valley 90 32 McMurry 82 25

Texas-Arlington

Loss, Non-Conf, S Site, H Home A Away N Neutral

Toledo

Through Games Of March 1, 2015

Average RPI Win:	184	WON-LOST	WINNING	LAST 10	STRENGTH OF	OPP. STRENGTH	TEAM	ADJ.	CONF.	ADJ CONF.
Average RPI Loss:	110	RECORD	PCT. RANK	GAMES	SCHEDULE	OF SCHEDULE	RPI	RPI	RPI	RPI
DIV. I ONLY	16- 10	99	6- 2	128	128	104	104	15	15	
DIV. I NON-CONF.	6- 4	132	1- 0	211	61	124	124	17	17	
TOTALS	RPI 1-25	RPI 26-50	W-L RECORDS	RPI 51-100	RPI 101-150	RPI 150+				
16- 10	0- 1	0- 0	OVERALL	3- 3	4- 5	9- 1				
8- 4	0- 0	0- 0	HOME	1- 1	2- 2	5- 1				
4- 6	0- 1	0- 0	AWAY	1- 2	1- 3	2- 0				
4- 0	0- 0	0- 0	NEUTRAL	1- 0	1- 0	2- 0				
6- 4	0- 1	0- 0	NON-CONFERENCE	1- 0	2- 2	3- 1				
2- 1	0- 0	0- 0	HOME	0- 0	1- 0	1- 1				
0- 3	0- 1	0- 0	AWAY	0- 0	0- 2	0- 0				
4- 0	0- 0	0- 0	NEUTRAL	1- 0	1- 0	2- 0				
10- 6	0- 0	0- 0	CONFERENCE	2- 3	2- 3	6- 0				
6- 3	0- 0	0- 0	HOME	1- 1	1- 2	4- 0				
4- 3	0- 0	0- 0	AWAY	1- 2	1- 1	2- 0				
0- 0	0- 0	0- 0	NEUTRAL	0- 0	0- 0	0- 0				

RPI 1-25				RPI 26-50				RPI 51-100				RPI 101+ Team's RPI: 104			
RPI	S	Opponent	Score	RPI	S	Opponent	Score	RPI	S	Opponent	Score	RPI	S	Opponent	Score
14	A	Dayton	57 79					52	A	Ohio	58 65	118	A	Cleveland St.	71 81
								79	A	Akron	56 82	120	A	Purdue	48 66
								79	H	Akron	101 102	122	N	Southern Ill.	64 48
								92	A	Western Mich.	65 46	133	A	Eastern Mich.	81 72
								92	H	Western Mich.	67 57	133	H	Eastern Mich.	61 75
								100	N	Virginia	64 62	134	A	Buffalo	61 68
												134	H	Buffalo	75 63
												137	H	Ball St.	61 69
												146	H	St. Bonaventure	64 58
												156	A	Central Mich.	61 46
												156	H	Central Mich.	62 53
												202	H	Idaho	80 67
												205	N	Arizona	69 54
												235	H	Detroit	72 83
												249	H	Northern Ill.	73 57
												283	H	Miami (OH)	63 53
												287	N	Nevada	65 56
												290	H	Kent St.	67 49
												294	A	Bowling Green	64 48
LAST 12 Division I GAMES:															
205	N	Arizona	69 54	156	A	Central Mich.	61 46								
156	H	Central Mich.	62 53	137	H	Ball St.	61 69								
92	H	Western Mich.	67 57	134	A	Buffalo	61 68								
133	A	Eastern Mich.	81 72	294	A	Bowling Green	64 48								
249	H	Northern Ill.	73 57	133	H	Eastern Mich.	61 75								
79	A	Akron	56 82	134	H	Buffalo	75 63								

Non-Div I Games: Wis.-Parkside 70 43

Toledo

■ Loss,
 ■ Non-Conf,
 ■ S Site,
 ■ H Home
 ■ A Away
 N Neutral

Average RPI Win:	258	WON-LOST	WINNING	LAST 10	STRENGTH OF	OPP. STRENGTH	TEAM	ADJ.	CONF.	ADJ CONF.
Average RPI Loss:	125	RECORD	PCT. RANK	GAMES	SCHEDULE	OF SCHEDULE	RPI	RPI	RPI	RPI
DIV. I ONLY	10- 19	260	2- 8	187	122	241	241	13	13	
DIV. I NON-CONF.	4- 8	234	0- 0	190	160	232	232	11	11	
TOTALS	RPI 1-25	RPI 26-50	W-L RECORDS	RPI 51-100	RPI 101-150	RPI 150+				
10- 19	0- 4	0- 0	OVERALL	0- 2	0- 5	10- 8				
6- 7	0- 2	0- 0	HOME	0- 1	0- 2	6- 2				
4- 10	0- 2	0- 0	AWAY	0- 1	0- 2	4- 4				
0- 2	0- 0	0- 0	NEUTRAL	0- 0	0- 1	0- 1				
4- 8	0- 2	0- 0	NON-CONFERENCE	0- 0	0- 1	4- 5				
2- 2	0- 1	0- 0	HOME	0- 0	0- 0	2- 1				
2- 4	0- 1	0- 0	AWAY	0- 0	0- 0	2- 3				
0- 2	0- 0	0- 0	NEUTRAL	0- 0	0- 1	0- 1				
6- 11	0- 2	0- 0	CONFERENCE	0- 2	0- 4	6- 3				
4- 5	0- 1	0- 0	HOME	0- 1	0- 2	4- 1				
2- 6	0- 1	0- 0	AWAY	0- 1	0- 2	2- 2				
0- 0	0- 0	0- 0	NEUTRAL	0- 0	0- 0	0- 0				

RPI	S	Opponent	Score	RPI	S	Opponent	Score	RPI	S	Opponent	Score	RPI	S	Opponent	Score	Team's RPI: 241
6	A	Maryland	52 81					61	A	Drexel	45 50	103	A	Hofstra	48 62	
18	H	George Washington	48 82					61	H	Drexel	52 66	103	H	Hofstra	42 58	
25	A	James Madison	66 67									107	A	Elon	43 58	
25	H	James Madison	64 79									107	H	Elon	70 84	
												124	N	Rhode Island	49 60	
												164	H	North Dakota	52 54	
												174	H	William & Mary	77 69	
												176	N	La Salle	49 62	
												196	A	Delaware	54 72	
												196	H	Delaware	56 49	
												207	A	Wake Forest	64 74	
												211	A	Navy	51 55	
												219	A	Penn St.	64 71	
												232	A	UNCW	63 71	
												232	H	UNCW	71 73	
												233	H	George Mason	72 70	
												269	H	Rider	53 51	
												270	A	UMBC	59 54	
												277	A	Loyola Maryland	63 50	
												281	A	Col. of Charleston	56 52	
												281	H	Col. of Charleston	71 49	
												301	A	Northeastern	72 64	
												301	H	Northeastern	65 61	
LAST 12 Division I GAMES:																
61	A	Drexel	45 50	107	H	Elon	70 84									
232	H	UNCW	71 73	281	H	Col. of Charleston	71 49									
103	A	Hofstra	48 62	196	A	Delaware	54 72									
61	H	Drexel	52 66	232	A	UNCW	63 71									
25	H	James Madison	64 79	301	H	Northeastern	65 61									
301	A	Northeastern	72 64	107	A	Elon	43 58									

Non-Div I Games:

Towson

■ Loss,
■ Non-Conf,
■ S Site,
■ H Home
■ A Away
N Neutral

Average RPI Win:	219	WON-LOST	WINNING	LAST 10	STRENGTH OF	OPP. STRENGTH	TEAM	ADJ.	CONF.	ADJ CONF.
Average RPI Loss:	131	RECORD	PCT. RANK	GAMES	SCHEDULE	OF SCHEDULE	RPI	RPI	RPI	RPI
DIV. I ONLY	19- 9	73	8- 2	227	169	108	108	14	14	
DIV. I NON-CONF.	5- 4	139	0- 0	327	290	219	219	15	15	
TOTALS	RPI 1-25	RPI 26-50	W-L RECORDS	RPI 51-100	RPI 101-150	RPI 150+				
19- 9	0- 0	1- 3	OVERALL	0- 0	1- 1	17- 5				
11- 3	0- 0	1- 1	HOME	0- 0	0- 1	10- 1				
8- 6	0- 0	0- 2	AWAY	0- 0	1- 0	7- 4				
0- 0	0- 0	0- 0	NEUTRAL	0- 0	0- 0	0- 0				
5- 4	0- 0	0- 0	NON-CONFERENCE	0- 0	0- 0	5- 4				
3- 1	0- 0	0- 0	HOME	0- 0	0- 0	3- 1				
2- 3	0- 0	0- 0	AWAY	0- 0	0- 0	2- 3				
0- 0	0- 0	0- 0	NEUTRAL	0- 0	0- 0	0- 0				
14- 5	0- 0	1- 3	CONFERENCE	0- 0	1- 1	12- 1				
8- 2	0- 0	1- 1	HOME	0- 0	0- 1	7- 0				
6- 3	0- 0	0- 2	AWAY	0- 0	1- 0	5- 1				
0- 0	0- 0	0- 0	NEUTRAL	0- 0	0- 0	0- 0				

RPI 1-25			RPI 26-50			RPI 51-100			RPI 101+			Team's RPI: 108			
RPI	S	Opponent	Score	RPI	S	Opponent	Score	RPI	S	Opponent	Score	RPI	S	Opponent	Score
				37	A	UALR	56 82					127	A	Texas St.	75 59
				37	H	UALR	65 62					127	H	Texas St.	72 74
				47	A	Arkansas St.	72 91					154	A	Auburn	54 71
				47	H	Arkansas St.	76 82					161	H	Savannah St.	80 83
												163	A	La.-Lafayette	60 55
												163	H	La.-Lafayette	68 63
												169	A	Appalachian St.	108 87
												169	H	Appalachian St.	91 87
												172	A	Texas-Arlington	67 70
												172	H	Texas-Arlington	70 63
												185	A	Clemson	73 82
												194	H	Samford	76 67
												198	A	Tennessee St.	75 71
												216	A	La.-Monroe	82 77
												216	H	La.-Monroe	90 51
												230	A	Georgia St.	96 87
												230	H	Georgia St.	88 75
												246	A	Evansville	85 94
												291	H	Alabama St.	70 50
												306	A	Ga. Southern	99 93
												306	H	Ga. Southern	84 74
												321	H	Southeastern La.	80 78
												322	H	South Ala.	78 67
												336	A	Florida A&M	65 59
LAST 12 Division I GAMES:															
				230	H	Georgia St.	88 75					169	A	Appalachian St.	108 87
				127	A	Texas St.	75 59					47	A	Arkansas St.	72 91
				37	H	UALR	65 62					172	A	Texas-Arlington	67 70
				306	A	Ga. Southern	99 93					216	H	La.-Monroe	90 51
				163	H	La.-Lafayette	68 63					47	H	Arkansas St.	76 82
				322	H	South Ala.	78 67					37	A	UALR	56 82

Non-Div I Games:

Troy

Tulane

Through Games Of March 1, 2015

Average RPI Win:	185	WON-LOST	WINNING	LAST 10	STRENGTH OF	OPP. STRENGTH	TEAM	ADJ.	CONF.	ADJ CONF.
Average RPI Loss:	47	RECORD	PCT. RANK	GAMES	SCHEDULE	OF SCHEDULE	RPI	RPI	RPI	RPI
DIV. I ONLY	20- 9	63	5- 5	53	94	50	50	8	8	
DIV. I NON-CONF.	9- 2	35	1- 0	25	128	25	25	8	8	
TOTALS	RPI 1-25	RPI 26-50	W-L RECORDS	RPI 51-100	RPI 101-150	RPI 150+				
20- 9	0- 3	1- 3	OVERALL	4- 1	3- 2	12- 0				
11- 4	0- 2	0- 1	HOME	2- 1	2- 0	7- 0				
8- 4	0- 1	1- 1	AWAY	2- 0	0- 2	5- 0				
1- 1	0- 0	0- 1	NEUTRAL	0- 0	1- 0	0- 0				
9- 2	0- 1	1- 1	NON-CONFERENCE	3- 0	1- 0	4- 0				
5- 1	0- 1	0- 0	HOME	2- 0	0- 0	3- 0				
3- 0	0- 0	1- 0	AWAY	1- 0	0- 0	1- 0				
1- 1	0- 0	0- 1	NEUTRAL	0- 0	1- 0	0- 0				
11- 7	0- 2	0- 2	CONFERENCE	1- 1	2- 2	8- 0				
6- 3	0- 1	0- 1	HOME	0- 1	2- 0	4- 0				
5- 4	0- 1	0- 1	AWAY	1- 0	0- 2	4- 0				
0- 0	0- 0	0- 0	NEUTRAL	0- 0	0- 0	0- 0				

RPI 1-25				RPI 26-50				Team's RPI: 50				RPI 51-100				RPI 101+			
RPI	S	Opponent	Score	RPI	S	Opponent	Score	RPI	S	Opponent	Score	RPI	S	Opponent	Score	RPI	S	Opponent	Score
5	A	UConn	39 87	27	A	South Fla.	45 64	70	H	North Carolina St.	60 51	110	N	UNI	71 48				
5	H	UConn	47 94	27	H	South Fla.	40 53	71	A	LSU	51 45	114	A	Tulsa	52 55				
10	H	Florida St.	54 65	32	N	Western Ky.	64 69	72	A	East Carolina	76 63	114	H	Tulsa	73 34				
				37	A	UALR	74 58	72	H	East Carolina	63 67	131	A	Temple	58 69				
								78	H	Miami (FL)	70 65	131	H	Temple	77 63				
												160	H	Memphis	75 65				
												194	H	Samford	58 56				
												222	A	McNeese St.	75 55				
												225	H	Nicholls St.	77 44				
												258	A	SMU	84 60				
												258	H	SMU	60 58				
												263	A	UCF	71 70				
												263	H	UCF	66 55				
												264	A	Cincinnati	60 50				
												278	A	Houston	63 46				
												278	H	Houston	70 40				
												349	H	Mississippi Val.	87 47				
LAST 12 Division I GAMES:																			
110	N	UNI	71 48	263	H	UCF	66 55												
114	A	Tulsa	52 55	131	H	Temple	77 63												
5	H	UConn	47 94	258	A	SMU	84 60												
160	H	Memphis	75 65	72	H	East Carolina	63 67												
131	A	Temple	58 69	278	A	Houston	63 46												
5	A	UConn	39 87	27	A	South Fla.	45 64												

Non-Div I Games:

Tulane

■ Loss,
■ Non-Conf,
■ S Site,
■ Home
■ A Away
N Neutral

Average RPI Win:	205	WON-LOST	WINNING	LAST 10	STRENGTH OF	OPP. STRENGTH	TEAM	ADJ.	CONF.	ADJ CONF.
Average RPI Loss:	85	RECORD	PCT. RANK	GAMES	SCHEDULE	OF SCHEDULE	RPI	RPI	RPI	RPI
DIV. I ONLY	16- 12	129	8- 2	121	86	114	114	8	8	
DIV. I NON-CONF.	5- 6	177	0- 0	148	133	188	188	8	8	
TOTALS	RPI 1-25	RPI 26-50	W-L RECORDS	RPI 51-100	RPI 101-150	RPI 150+				
16- 12	0- 2	1- 4	OVERALL	1- 2	2- 1	12- 3				
9- 6	0- 1	1- 2	HOME	0- 1	1- 1	7- 1				
6- 6	0- 1	0- 2	AWAY	1- 1	0- 0	5- 2				
1- 0	0- 0	0- 0	NEUTRAL	0- 0	1- 0	0- 0				
5- 6	0- 0	0- 2	NON-CONFERENCE	0- 1	1- 1	4- 2				
2- 4	0- 0	0- 2	HOME	0- 0	0- 1	2- 1				
2- 2	0- 0	0- 0	AWAY	0- 1	0- 0	2- 1				
1- 0	0- 0	0- 0	NEUTRAL	0- 0	1- 0	0- 0				
11- 6	0- 2	1- 2	CONFERENCE	1- 1	1- 0	8- 1				
7- 2	0- 1	1- 0	HOME	0- 1	1- 0	5- 0				
4- 4	0- 1	0- 2	AWAY	1- 0	0- 0	3- 1				
0- 0	0- 0	0- 0	NEUTRAL	0- 0	0- 0	0- 0				

RPI	S	Opponent	Score	RPI	S	Opponent	Score	RPI	S	Opponent	Score	RPI	S	Opponent	Score	Team's RPI: 114
5	A	UConn	60 98	27	A	South Fla.	46 79	72	A	East Carolina	74 63	110	H	UNI	66 69	
5	H	UConn	46 92	37	H	UALR	59 66	72	H	East Carolina	68 77	131	H	Temple	75 67	
				46	H	Arkansas	53 64	78	A	Miami (FL)	57 69	134	N	Buffalo	87 77	
				50	A	Tulane	34 73					160	A	Memphis	65 62	
				50	H	Tulane	55 52					160	H	Memphis	79 69	
LAST 12 Division I GAMES:																
				50	H	Tulane	55 52	278	A	Houston	67 51	162	H	Saint Louis	58 63	
				160	A	Memphis	65 62	263	H	UCF	70 61	167	A	Oral Roberts	71 73	
				5	H	UConn	46 92	258	H	SMU	74 58	189	H	Lamar	73 69	
				27	A	South Fla.	46 79	72	A	East Carolina	74 63	193	A	Texas Southern	67 64	
				258	A	SMU	72 59	50	A	Tulane	34 73	258	A	SMU	72 59	
				131	H	Temple	75 67	278	H	Houston	74 52	258	H	SMU	74 58	

Non-Div I Games:

Tulsa

Average RPI Win:	245	WON-LOST	WINNING	LAST 10	STRENGTH OF	OPP. STRENGTH	TEAM	ADJ.	CONF.	ADJ CONF.
Average RPI Loss:	133	RECORD	PCT. RANK	GAMES	SCHEDULE	OF SCHEDULE	RPI	RPI	RPI	RPI
DIV. I ONLY	15- 12	143	6- 4	283	152	184	184	17	17	
DIV. I NON-CONF.	6- 5	145	0- 0	346	199	266	266	18	18	
TOTALS	RPI 1-25	RPI 26-50	W-L RECORDS	RPI 51-100	RPI 101-150	RPI 150+				
15- 12	0- 1	0- 1	OVERALL	2- 3	1- 3	12- 4				
9- 3	0- 0	0- 0	HOME	1- 2	0- 1	8- 0				
5- 9	0- 1	0- 1	AWAY	1- 1	1- 2	3- 4				
1- 0	0- 0	0- 0	NEUTRAL	0- 0	0- 0	1- 0				
6- 5	0- 1	0- 0	NON-CONFERENCE	0- 1	0- 0	6- 3				
4- 1	0- 0	0- 0	HOME	0- 1	0- 0	4- 0				
1- 4	0- 1	0- 0	AWAY	0- 0	0- 0	1- 3				
1- 0	0- 0	0- 0	NEUTRAL	0- 0	0- 0	1- 0				
9- 7	0- 0	0- 1	CONFERENCE	2- 2	1- 3	6- 1				
5- 2	0- 0	0- 0	HOME	1- 1	0- 1	4- 0				
4- 5	0- 0	0- 1	AWAY	1- 1	1- 2	2- 1				
0- 0	0- 0	0- 0	NEUTRAL	0- 0	0- 0	0- 0				

RPI 1-25				RPI 26-50				RPI 51-100				RPI 101+ Team's RPI: 184			
RPI	S	Opponent	Score	RPI	S	Opponent	Score	RPI	S	Opponent	Score	RPI	S	Opponent	Score
10	A	Florida St.	62 92	32	A	Western Ky.	51 59	60	A	Middle Tenn.	62 57	138	A	Marshall	52 71
								60	H	Middle Tenn.	68 76	139	A	Louisiana Tech	63 54
								87	A	Southern Miss.	39 44	139	H	Louisiana Tech	55 61
								87	H	Southern Miss.	62 49	148	A	Old Dominion	46 58
								93	H	Richmond	65 71	182	H	UTSA	73 57
												194	A	Samford	41 70
												203	A	Charlotte	60 52
												205	A	Arizona	44 49
												212	A	Fla. Atlantic	56 66
												242	H	UTEP	67 52
												265	H	Lipscomb	72 54
												267	H	Rice	75 59
												272	N	UC Irvine	69 65
												275	A	Loyola Marymount	61 66
												305	A	Loyola Chicago	61 51
												322	H	South Ala.	73 43
												323	H	North Texas	74 40
												329	H	Alcorn	57 43
												335	A	FIU	68 45
												339	H	Ark.-Pine Bluff	65 56
LAST 12 Division I GAMES:															
60	A	Middle Tenn.	62 57	139	A	Louisiana Tech	63 54								
138	A	Marshall	52 71	182	H	UTSA	73 57								
32	A	Western Ky.	51 59	242	H	UTEP	67 52								
267	H	Rice	75 59	148	A	Old Dominion	46 58								
323	H	North Texas	74 40	203	A	Charlotte	60 52								
87	A	Southern Miss.	39 44	87	H	Southern Miss.	62 49								

Non-Div I Games:

UAB

■ Loss,
 ■ Non-Conf, S Site,
 ■ Home
 ■ Away
 N Neutral

Average RPI Win:	181	WON-LOST	WINNING	LAST 10	STRENGTH OF	OPP. STRENGTH	TEAM	ADJ.	CONF.	ADJ CONF.
Average RPI Loss:	65	RECORD	PCT. RANK	GAMES	SCHEDULE	OF SCHEDULE	RPI	RPI	RPI	RPI
DIV. I ONLY	24- 4	18	8- 2	167	99	37	37	14	14	
DIV. I NON-CONF.	7- 2	47	0- 0	76	18	29	29	15	15	
TOTALS	RPI 1-25	RPI 26-50	W-L RECORDS	RPI 51-100	RPI 101-150	RPI 150+				
24- 4	1- 0	1- 2	OVERALL	1- 1	5- 1	16- 0				
13- 1	1- 0	1- 1	HOME	0- 0	3- 0	8- 0				
11- 3	0- 0	0- 1	AWAY	1- 1	2- 1	8- 0				
0- 0	0- 0	0- 0	NEUTRAL	0- 0	0- 0	0- 0				
7- 2	1- 0	0- 1	NON-CONFERENCE	1- 1	2- 0	3- 0				
3- 1	1- 0	0- 1	HOME	0- 0	1- 0	1- 0				
4- 1	0- 0	0- 0	AWAY	1- 1	1- 0	2- 0				
0- 0	0- 0	0- 0	NEUTRAL	0- 0	0- 0	0- 0				
17- 2	0- 0	1- 1	CONFERENCE	0- 0	3- 1	13- 0				
10- 0	0- 0	1- 0	HOME	0- 0	2- 0	7- 0				
7- 2	0- 0	0- 1	AWAY	0- 0	1- 1	6- 0				
0- 0	0- 0	0- 0	NEUTRAL	0- 0	0- 0	0- 0				

RPI 1-25				RPI 26-50				Team's RPI: 37		RPI 51-100				RPI 101+			
RPI	S	Opponent	Score	RPI	S	Opponent	Score			RPI	S	Opponent	Score	RPI	S	Opponent	Score
21	H	Oklahoma	66 62	47	A	Arkansas St.	69 70			56	A	South Dakota St.	42 67	108	A	Troy	62 65
				47	H	Arkansas St.	63 61			71	A	LSU	70 54	108	H	Troy	82 56
				50	H	Tulane	58 74							114	A	Tulsa	66 59
														127	A	Texas St.	65 45
														127	H	Texas St.	70 43
														144	H	Missouri St.	61 48
														160	A	Memphis	66 59
														163	H	La.-Lafayette	67 41
														167	H	Oral Roberts	54 43
														169	A	Appalachian St.	63 49
														169	H	Appalachian St.	69 48
														172	A	Texas-Arlington	48 38
														172	H	Texas-Arlington	66 38
														216	A	La.-Monroe	79 41
														216	H	La.-Monroe	68 44
														230	A	Georgia St.	75 55
														230	H	Georgia St.	56 39
														267	A	Rice	55 40
														306	A	Ga. Southern	58 44
														306	H	Ga. Southern	60 43
														322	A	South Ala.	56 34
														322	H	South Ala.	71 37
LAST 12 Division I GAMES:																	
				172	A	Texas-Arlington	48 38			127	H	Texas St.	70 43				
				230	H	Georgia St.	56 39			216	H	La.-Monroe	68 44				
				108	A	Troy	62 65			306	A	Ga. Southern	58 44				
				47	H	Arkansas St.	63 61			47	A	Arkansas St.	69 70				
				306	H	Ga. Southern	60 43			172	H	Texas-Arlington	66 38				
				169	A	Appalachian St.	63 49			108	H	Troy	82 56				

Non-Div I Games:

UALR

■ Loss,
 ■ Non-Conf, S Site,
 ■ Home
 ■ Away
 N Neutral

Average RPI Win:	188	WON-LOST	WINNING	LAST 10	STRENGTH OF	OPP. STRENGTH	TEAM	ADJ.	CONF.	ADJ CONF.
Average RPI Loss:	122	RECORD	PCT. RANK	GAMES	SCHEDULE	OF SCHEDULE	RPI	RPI	RPI	RPI
DIV. I ONLY	12- 13	191	5- 5	77	141	153	153	16	16	
DIV. I NON-CONF.	4- 7	221	0- 0	41	123	154	154	14	14	
TOTALS	RPI 1-25	RPI 26-50	W-L RECORDS	RPI 51-100	RPI 101-150	RPI 150+				
12- 13	0- 3	0- 0	OVERALL	3- 3	3- 3	6- 4				
7- 6	0- 1	0- 0	HOME	2- 2	2- 1	3- 2				
4- 6	0- 2	0- 0	AWAY	1- 1	1- 2	2- 1				
1- 1	0- 0	0- 0	NEUTRAL	0- 0	0- 0	1- 1				
4- 7	0- 3	0- 0	NON-CONFERENCE	1- 1	1- 0	2- 3				
2- 3	0- 1	0- 0	HOME	1- 1	0- 0	1- 1				
1- 3	0- 2	0- 0	AWAY	0- 0	1- 0	0- 1				
1- 1	0- 0	0- 0	NEUTRAL	0- 0	0- 0	1- 1				
8- 6	0- 0	0- 0	CONFERENCE	2- 2	2- 3	4- 1				
5- 3	0- 0	0- 0	HOME	1- 1	2- 1	2- 1				
3- 3	0- 0	0- 0	AWAY	1- 1	0- 2	2- 0				
0- 0	0- 0	0- 0	NEUTRAL	0- 0	0- 0	0- 0				

RPI 1-25				RPI 26-50				RPI 51-100				RPI 101+ Team's RPI: 153			
RPI	S	Opponent	Score	RPI	S	Opponent	Score	RPI	S	Opponent	Score	RPI	S	Opponent	Score
5	H	UConn	43 102					54	H	Pacific	60 53	106	A	Long Beach St.	60 63
17	A	Arizona St.	51 72					59	H	St. Mary's (CA)	55 57	106	H	Long Beach St.	83 66
20	A	Stanford	59 71					64	A	Hawaii	60 62	136	A	Cal Poly	64 72
								64	H	Hawaii	53 58	136	H	Cal Poly	52 68
								99	A	CSUN	60 49	140	A	Sacramento St.	90 82
								99	H	CSUN	73 67	141	H	UC Riverside	70 61
												168	H	San Francisco	70 73
												227	A	Cal St. Fullerton	74 67
												227	H	Cal St. Fullerton	64 59
												228	N	Santa Clara	76 79
												239	N	Southern Utah	76 53
												257	A	San Jose St.	75 89
												272	H	UC Irvine	79 69
												326	H	Utah Valley	59 49
												330	A	UC Santa Barbara	60 54
												330	H	UC Santa Barbara	52 57
LAST 12 Division I GAMES:															
330	H	UC Santa Barbara	52 57	99	H	CSUN	73 67								
136	H	Cal Poly	52 68	330	A	UC Santa Barbara	60 54								
64	A	Hawaii	60 62	136	A	Cal Poly	64 72								
106	H	Long Beach St.	83 66	64	H	Hawaii	53 58								
227	A	Cal St. Fullerton	74 67	227	H	Cal St. Fullerton	64 59								
272	H	UC Irvine	79 69	141	H	UC Riverside	70 61								

Non-Div I Games: Menlo

77 56

UC Davis

■ Loss,
 ■ Non-Conf,
 ■ S Site,
 ■ Home
 ■ A Away
 N Neutral

Average RPI Win:	253	WON-LOST	WINNING	LAST 10	STRENGTH OF	OPP. STRENGTH	TEAM	ADJ.	CONF.	ADJ CONF.
Average RPI Loss:	139	RECORD	PCT. RANK	GAMES	SCHEDULE	OF SCHEDULE	RPI	RPI	RPI	RPI
DIV. I ONLY	6- 22	309	4- 6	113	250	272	272	16	16	
DIV. I NON-CONF.	2- 12	316	0- 0	140	315	287	287	14	14	
TOTALS	RPI 1-25	RPI 26-50	W-L RECORDS	RPI 51-100	RPI 101-150	RPI 150+				
6- 22	0- 0	0- 0	OVERALL	0- 8	2- 7	4- 7				
3- 8	0- 0	0- 0	HOME	0- 3	2- 2	1- 3				
2- 11	0- 0	0- 0	AWAY	0- 4	0- 5	2- 2				
1- 3	0- 0	0- 0	NEUTRAL	0- 1	0- 0	1- 2				
2- 12	0- 0	0- 0	NON-CONFERENCE	0- 4	0- 3	2- 5				
0- 4	0- 0	0- 0	HOME	0- 1	0- 1	0- 2				
1- 5	0- 0	0- 0	AWAY	0- 2	0- 2	1- 1				
1- 3	0- 0	0- 0	NEUTRAL	0- 1	0- 0	1- 2				
4- 10	0- 0	0- 0	CONFERENCE	0- 4	2- 4	2- 2				
3- 4	0- 0	0- 0	HOME	0- 2	2- 1	1- 1				
1- 6	0- 0	0- 0	AWAY	0- 2	0- 3	1- 1				
0- 0	0- 0	0- 0	NEUTRAL	0- 0	0- 0	0- 0				

RPI 1-25			RPI 26-50			RPI 51-100			RPI 101+			Team's RPI: 272
RPI	S	Opponent	Score	RPI	S	Opponent	Score	RPI	S	Opponent	Score	
						51 H San Diego	64 87	106 A Long Beach St.		40 57		
						63 A TCU	56 78	106 H Long Beach St.		46 62		
						64 A Hawaii	37 75	115 A Bakersfield		70 80		
						64 H Hawaii	50 85	115 H Bakersfield		65 68		
						76 A South Dakota	52 96	120 A Purdue		44 69		
						95 N Wright St.	42 80	136 A Cal Poly		58 74		
						99 A CSUN	60 82	136 H Cal Poly		84 75		
						99 H CSUN	63 72	141 A UC Riverside		58 71		
								141 H UC Riverside		76 72		
								153 A UC Davis		69 79		
								184 N UAB		65 69		
								217 H Pepperdine		53 76		
								227 H Cal St. Fullerton		51 62		
								257 H San Jose St.		65 91		
								266 A Northern Ariz.		35 66		
								273 A Grand Canyon		54 53		
								294 N Bowling Green		54 62		
								309 N Denver		63 55		
								330 A UC Santa Barbara		61 58		
								330 H UC Santa Barbara		58 46		
LAST 12 Division I GAMES:												
						136 H Cal Poly	84 75	106 H Long Beach St.		46 62		
						330 H UC Santa Barbara	58 46	136 A Cal Poly		58 74		
						99 A CSUN	60 82	330 A UC Santa Barbara		61 58		
						64 A Hawaii	37 75	64 H Hawaii		50 85		
						141 H UC Riverside	76 72	99 H CSUN		63 72		
						153 A UC Davis	69 79	227 H Cal St. Fullerton		51 62		

Non-Div I Games: Concordia Irvine 78 72

UC Irvine

■ Loss,
 ■ Non-Conf,
 ■ S Site,
 ■ H Home
 ■ A Away
 N Neutral

UC Riverside

Through Games Of March 1, 2015

Average RPI Win:	216	WON-LOST	WINNING	LAST 10	STRENGTH OF	OPP. STRENGTH	TEAM	ADJ.	CONF.	ADJ CONF.
Average RPI Loss:	113	RECORD	PCT. RANK	GAMES	SCHEDULE	OF SCHEDULE	RPI	RPI	RPI	RPI
DIV. I ONLY	16- 12	129	3- 5	206	138	141	141	16	16	
DIV. I NON-CONF.	9- 5	102	0- 1	152	171	86	86	14	14	
TOTALS	RPI 1-25	RPI 26-50	W-L RECORDS	RPI 51-100	RPI 101-150	RPI 150+				
16- 12	0- 0	0- 2	OVERALL	1- 5	4- 2	11- 3				
10- 3	0- 0	0- 1	HOME	0- 2	2- 0	8- 0				
4- 9	0- 0	0- 1	AWAY	1- 3	1- 2	2- 3				
2- 0	0- 0	0- 0	NEUTRAL	0- 0	1- 0	1- 0				
9- 5	0- 0	0- 2	NON-CONFERENCE	0- 2	2- 1	7- 0				
5- 1	0- 0	0- 1	HOME	0- 0	0- 0	5- 0				
2- 4	0- 0	0- 1	AWAY	0- 2	1- 1	1- 0				
2- 0	0- 0	0- 0	NEUTRAL	0- 0	1- 0	1- 0				
7- 7	0- 0	0- 0	CONFERENCE	1- 3	2- 1	4- 3				
5- 2	0- 0	0- 0	HOME	0- 2	2- 0	3- 0				
2- 5	0- 0	0- 0	AWAY	1- 1	0- 1	1- 3				
0- 0	0- 0	0- 0	NEUTRAL	0- 0	0- 0	0- 0				

RPI S	Opponent	Score	RPI S	Opponent	Score	RPI S	Opponent	Score	RPI S	Opponent	Score	Team's RPI: 141
30	H Washington	71 74	53	A Fresno St.	61 73	106	H Long Beach St.	80 74				
43	A Iowa St.	54 71	64	A Hawaii	58 69	115	A Bakersfield	65 66				
			64	H Hawaii	69 72	116	A New Mexico	70 62				
			94	A UCLA	43 57	128	N Stephen F. Austin	90 62				
			99	A CSUN	68 56	136	A Cal Poly	68 70				
			99	H CSUN	70 88	136	H Cal Poly	82 78				
						153	A UC Davis	61 70				
						168	H San Francisco	66 53				
						215	N Brown	79 65				
						221	H San Diego St.	64 54				
						227	A Cal St. Fullerton	49 58				
						227	H Cal St. Fullerton	77 69				
						228	H Santa Clara	80 69				
						257	H San Jose St.	100 80				
						272	A UC Irvine	72 76				
						272	H UC Irvine	71 58				
						275	A Loyola Marymount	81 55				
						330	A UC Santa Barbara	71 65				
						330	H UC Santa Barbara	89 74				
						341	H UMKC	81 38				
LAST 12 Division I GAMES:												
43	A Iowa St.	54 71	106	H Long Beach St.	80 74							
99	H CSUN	70 88	227	H Cal St. Fullerton	77 69							
136	A Cal Poly	68 70	99	A CSUN	68 56							
330	A UC Santa Barbara	71 65	136	H Cal Poly	82 78							
272	A UC Irvine	72 76	330	H UC Santa Barbara	89 74							
64	H Hawaii	69 72	64	A Hawaii	58 69							

Non-Div I Games:

UC Riverside

■ Loss,
■ Non-Conf,
■ S Site,
■ H Home
■ A Away
N Neutral

Average RPI Win:	190	WON-LOST	WINNING	LAST 10	STRENGTH OF	OPP. STRENGTH	TEAM	ADJ.	CONF.	ADJ CONF.
Average RPI Loss:	165	RECORD	PCT. RANK	GAMES	SCHEDULE	OF SCHEDULE	RPI	RPI	RPI	RPI
DIV. I ONLY	2- 25	345	2- 8	221	130	330	330	16	16	
DIV. I NON-CONF.	0- 13	339	0- 0	277	135	345	345	14	14	
TOTALS	RPI 1-25	RPI 26-50	W-L RECORDS	RPI 51-100	RPI 101-150	RPI 150+				
2- 25	0- 1	0- 0	OVERALL	0- 6	0- 6	2- 12				
1- 12	0- 0	0- 0	HOME	0- 4	0- 3	1- 5				
1- 13	0- 1	0- 0	AWAY	0- 2	0- 3	1- 7				
0- 0	0- 0	0- 0	NEUTRAL	0- 0	0- 0	0- 0				
0- 13	0- 1	0- 0	NON-CONFERENCE	0- 3	0- 1	0- 8				
0- 6	0- 0	0- 0	HOME	0- 3	0- 0	0- 3				
0- 7	0- 1	0- 0	AWAY	0- 0	0- 1	0- 5				
0- 0	0- 0	0- 0	NEUTRAL	0- 0	0- 0	0- 0				
2- 12	0- 0	0- 0	CONFERENCE	0- 3	0- 5	2- 4				
1- 6	0- 0	0- 0	HOME	0- 1	0- 3	1- 2				
1- 6	0- 0	0- 0	AWAY	0- 2	0- 2	1- 2				
0- 0	0- 0	0- 0	NEUTRAL	0- 0	0- 0	0- 0				

RPI S	Opponent	Score	RPI S	Opponent	Score	RPI S	Opponent	Score	RPI S	Opponent	Score	Team's RPI: 330
20	A Stanford	34 90				64	A Hawaii	43 60	106	A Long Beach St.	38 68	
						71	H LSU	45 78	106	H Long Beach St.	44 81	
						74	H Washington St.	55 81	115	A Bakersfield	64 74	
						89	H Army	39 61	136	H Cal Poly	41 56	
						99	A CSUN	48 84	141	A UC Riverside	74 89	
						99	H CSUN	21 60	141	H UC Riverside	65 71	
									153	A UC Davis	57 52	
									153	H UC Davis	54 60	
									202	H Idaho	44 47	
									205	A Arizona	34 61	
									217	H Pepperdine	44 66	
									221	A San Diego St.	58 64	
									227	A Cal St. Fullerton	50 54	
									227	H Cal St. Fullerton	48 39	
									228	H Santa Clara	33 47	
									266	A Northern Ariz.	49 67	
									272	A UC Irvine	46 58	
									272	H UC Irvine	58 61	
									287	A Nevada	58 71	
									311	A Seattle	46 66	
LAST 12 Division I GAMES:												
153	A UC Davis	57 52	64	A Hawaii	43 60							
272	A UC Irvine	46 58	153	H UC Davis	54 60							
227	H Cal St. Fullerton	48 39	272	H UC Irvine	58 61							
141	H UC Riverside	65 71	227	A Cal St. Fullerton	50 54							
99	H CSUN	21 60	141	A UC Riverside	74 89							
106	A Long Beach St.	38 68	106	H Long Beach St.	44 81							

Non-Div I Games:

UC Santa Barbara

■ Loss,
■ Non-Conf,
■ S Site,
■ H Home
■ A Away
N Neutral

Average RPI Win:	233	WON-LOST	WINNING	LAST 10	STRENGTH OF	OPP. STRENGTH	TEAM	ADJ.	CONF.	ADJ CONF.
Average RPI Loss:	124	RECORD	PCT. RANK	GAMES	SCHEDULE	OF SCHEDULE	RPI	RPI	RPI	RPI
DIV. I ONLY	9- 19	269	3- 7	205	90	263	263	8	8	
DIV. I NON-CONF.	4- 7	221	0- 0	204	162	260	260	8	8	
TOTALS	RPI 1-25	RPI 26-50	W-L RECORDS	RPI 51-100	RPI 101-150	RPI 150+				
9- 19	0- 1	0- 5	OVERALL	0- 3	1- 3	8- 7				
7- 8	0- 1	0- 3	HOME	0- 1	1- 1	6- 2				
2- 11	0- 0	0- 2	AWAY	0- 2	0- 2	2- 5				
0- 0	0- 0	0- 0	NEUTRAL	0- 0	0- 0	0- 0				
4- 7	0- 0	0- 1	NON-CONFERENCE	0- 3	0- 0	4- 3				
4- 2	0- 0	0- 1	HOME	0- 1	0- 0	4- 0				
0- 5	0- 0	0- 0	AWAY	0- 2	0- 0	0- 3				
0- 0	0- 0	0- 0	NEUTRAL	0- 0	0- 0	0- 0				
5- 12	0- 1	0- 4	CONFERENCE	0- 0	1- 3	4- 4				
3- 6	0- 1	0- 2	HOME	0- 0	1- 1	2- 2				
2- 6	0- 0	0- 2	AWAY	0- 0	0- 2	2- 2				
0- 0	0- 0	0- 0	NEUTRAL	0- 0	0- 0	0- 0				

RPI	S	Opponent	Score	RPI	S	Opponent	Score	RPI	S	Opponent	Score	RPI	S	Opponent	Score	Team's RPI: 263
5	H	UConn	45 100	27	A	South Fla.	68 91	60	A	Middle Tenn.	57 79	114	A	Tulsa	61 70	
				27	H	South Fla.	71 99	79	H	Akron	64 73	114	H	Tulsa	76 70	
				41	H	Stetson	49 67	88	A	St. John's (NY)	48 62	131	A	Temple	57 72	
				50	A	Tulane	55 66					131	H	Temple	54 71	
				50	H	Tulane	70 71					160	A	Memphis	49 65	
												160	H	Memphis	66 70	
												190	A	Iona	67 75	
												192	A	Massachusetts	62 67	
												212	H	Fla. Atlantic	94 74	
												213	H	Jacksonville	71 59	
												236	H	Oakland	98 65	
												245	H	North Florida	60 56	
												258	A	SMU	61 57	
												258	H	SMU	60 70	
												264	A	Cincinnati	54 70	
												264	H	Cincinnati	66 51	
												278	A	Houston	64 50	
												278	H	Houston	59 38	
												335	A	FIU	57 66	
LAST 12 Division I GAMES:																
27	H	South Fla.	71 99	27	A	South Fla.	68 91									
278	H	Houston	59 38	114	A	Tulsa	61 70									
160	A	Memphis	49 65	131	H	Temple	54 71									
264	H	Cincinnati	66 51	258	A	SMU	61 57									
50	A	Tulane	55 66	5	H	UConn	45 100									
258	H	SMU	60 70	131	A	Temple	57 72									

Non-Div I Games:

UCF

■ Loss,
 ■ Non-Conf,
 ■ S Site,
 ■ H Home
 ■ A Away
 N Neutral

Average RPI Win:	158	WON-LOST	WINNING	LAST 10	STRENGTH OF	OPP. STRENGTH	TEAM	ADJ.	CONF.	ADJ CONF.
Average RPI Loss:	39	RECORD	PCT. RANK	GAMES	SCHEDULE	OF SCHEDULE	RPI	RPI	RPI	RPI
DIV. I ONLY	12- 17	232	3- 7	7	13	94	94	5	5	
DIV. I NON-CONF.	4- 7	221	1- 1	4	8	101	101	5	5	
TOTALS	RPI 1-25	RPI 26-50	W-L RECORDS	RPI 51-100	RPI 101-150	RPI 150+				
12- 17	0- 12	0- 2	OVERALL	3- 1	4- 0	5- 2				
7- 8	0- 6	0- 1	HOME	1- 0	3- 0	3- 1				
4- 7	0- 5	0- 1	AWAY	2- 0	1- 0	1- 1				
1- 2	0- 1	0- 0	NEUTRAL	0- 1	0- 0	1- 0				
4- 7	0- 5	0- 1	NON-CONFERENCE	0- 1	2- 0	2- 0				
3- 3	0- 2	0- 1	HOME	0- 0	2- 0	1- 0				
0- 2	0- 2	0- 0	AWAY	0- 0	0- 0	0- 0				
1- 2	0- 1	0- 0	NEUTRAL	0- 1	0- 0	1- 0				
8- 10	0- 7	0- 1	CONFERENCE	3- 0	2- 0	3- 2				
4- 5	0- 4	0- 0	HOME	1- 0	1- 0	2- 1				
4- 5	0- 3	0- 1	AWAY	2- 0	1- 0	1- 1				
0- 0	0- 0	0- 0	NEUTRAL	0- 0	0- 0	0- 0				

RPI 1-25				RPI 26-50				RPI 51-100 Team's RPI: 94				RPI 101+			
RPI	S	Opponent	Score	RPI	S	Opponent	Score	RPI	S	Opponent	Score	RPI	S	Opponent	Score
1	H	Notre Dame	67 82	30	A	Washington	61 74	74	A	Washington St.	74 69	113	A	Colorado	90 84
5	N	UConn	50 86	36	H	Nebraska	66 71	78	N	Miami (FL)	67 74	113	H	Colorado	72 65
11	A	Oregon St.	64 82					90	A	Southern California	59 52	140	H	Sacramento St.	92 83
11	H	Oregon St.	47 65					90	H	Southern California	71 60	141	H	UC Riverside	57 43
12	A	North Carolina	68 84									166	A	Oregon	65 67
17	H	Arizona St.	56 68									166	H	Oregon	46 62
20	A	Stanford	50 68									194	N	Samford	71 52
20	H	Stanford	70 79									205	H	Arizona	75 41
23	H	Texas	65 75									238	A	Utah	49 46
24	A	California	64 70									238	H	Utah	58 45
24	H	California	57 72									264	H	Cincinnati	66 58
25	A	James Madison	87 91												
LAST 12 Division I GAMES:															
205	H	Arizona	75 41	74	A	Washington St.	74 69								
11	A	Oregon St.	64 82	17	H	Arizona St.	56 68								
11	H	Oregon St.	47 65	20	A	Stanford	50 68								
194	N	Samford	71 52	24	A	California	64 70								
25	A	James Madison	87 91	238	H	Utah	58 45								
30	A	Washington	61 74	113	H	Colorado	72 65								

Non-Div I Games:

UCLA

■ Loss,
■ Non-Conf, S Site,
■ Home
■ Away
N Neutral

Average RPI Win:	126	WON-LOST	WINNING	LAST 10	STRENGTH OF	OPP. STRENGTH	TEAM	ADJ.	CONF.	ADJ CONF.
Average RPI Loss:	20	RECORD	PCT. RANK	GAMES	SCHEDULE	OF SCHEDULE	RPI	RPI	RPI	RPI
DIV. I ONLY	28- 1	2	10- 0	40	50	5	5	8	8	
DIV. I NON-CONF.	11- 1	11	1- 0	6	1	1	1	8	8	
TOTALS	RPI 1-25	RPI 26-50	W-L RECORDS	RPI 51-100	RPI 101-150	RPI 150+				
28- 1	4- 1	4- 0	OVERALL	6- 0	4- 0	10- 0				
13- 0	2- 0	3- 0	HOME	2- 0	2- 0	4- 0				
10- 1	1- 1	1- 0	AWAY	1- 0	2- 0	5- 0				
5- 0	1- 0	0- 0	NEUTRAL	3- 0	0- 0	1- 0				
11- 1	4- 1	1- 0	NON-CONFERENCE	4- 0	0- 0	2- 0				
4- 0	2- 0	1- 0	HOME	1- 0	0- 0	0- 0				
2- 1	1- 1	0- 0	AWAY	0- 0	0- 0	1- 0				
5- 0	1- 0	0- 0	NEUTRAL	3- 0	0- 0	1- 0				
17- 0	0- 0	3- 0	CONFERENCE	2- 0	4- 0	8- 0				
9- 0	0- 0	2- 0	HOME	1- 0	2- 0	4- 0				
8- 0	0- 0	1- 0	AWAY	1- 0	2- 0	4- 0				
0- 0	0- 0	0- 0	NEUTRAL	0- 0	0- 0	0- 0				

RPI	S	Opponent	Score	RPI	S	Opponent	Score	RPI	S	Opponent	Score	RPI	S	Opponent	Score
1	A	Notre Dame	76 58	27	H	South Fla.	92 50	62	N	Vanderbilt	91 52	114	A	Tulsa	92 46
4	H	South Carolina	87 62	49	H	DePaul	98 64	72	A	East Carolina	89 38	114	H	Tulsa	98 60
13	H	Duke	83 52	50	A	Tulane	94 47	72	H	East Carolina	87 32	131	A	Temple	83 49
20	A	Stanford	86 88	50	H	Tulane	87 39	85	H	Creighton	96 60	131	H	Temple	92 58
22	N	Green Bay	89 53					88	N	St. John's (NY)	70 54	153	A	UC Davis	102 43
								94	N	UCLA	86 50	160	A	Memphis	80 34
												160	H	Memphis	87 24
												258	A	SMU	87 28
												258	H	SMU	96 45
												263	A	UCF	100 45
												264	A	Cincinnati	96 31
												264	H	Cincinnati	96 36
												278	H	Houston	85 26
												281	N	Col. of Charleston	85 24
LAST 12 Division I GAMES:															
160	H	Memphis	87 24	160	A	Memphis	80 34	264	H	Cincinnati	96 36	131	A	Temple	83 49
50	A	Tulane	94 47	264	H	Cincinnati	96 36	72	H	East Carolina	87 32	264	A	Cincinnati	96 31
114	A	Tulsa	92 46	264	A	Cincinnati	96 31	263	A	UCF	100 45				
278	H	Houston	85 26												
50	H	Tulane	87 39												
4	H	South Carolina	87 62												

Non-Div I Games:

UConn

■ Loss,
 ■ Non-Conf, S Site,
 ■ Home
 ■ Away
 N Neutral

Average RPI Win:	287	WON-LOST	WINNING	LAST 10	STRENGTH OF	OPP. STRENGTH	TEAM	ADJ.	CONF.	ADJ CONF.
Average RPI Loss:	162	RECORD	PCT. RANK	GAMES	SCHEDULE	OF SCHEDULE	RPI	RPI	RPI	RPI
DIV. I ONLY	10- 18	255	5- 5	269	270	270	270	23	23	
DIV. I NON-CONF.	4- 8	234	0- 0	302	324	294	294	23	23	
TOTALS	RPI 1-25	RPI 26-50	W-L RECORDS	RPI 51-100	RPI 101-150	RPI 150+				
10- 18	0- 0	0- 0	OVERALL	0- 6	0- 1	10- 11				
6- 7	0- 0	0- 0	HOME	0- 2	0- 0	6- 5				
4- 11	0- 0	0- 0	AWAY	0- 4	0- 1	4- 6				
0- 0	0- 0	0- 0	NEUTRAL	0- 0	0- 0	0- 0				
4- 8	0- 0	0- 0	NON-CONFERENCE	0- 2	0- 1	4- 5				
2- 3	0- 0	0- 0	HOME	0- 0	0- 0	2- 3				
2- 5	0- 0	0- 0	AWAY	0- 2	0- 1	2- 2				
0- 0	0- 0	0- 0	NEUTRAL	0- 0	0- 0	0- 0				
6- 10	0- 0	0- 0	CONFERENCE	0- 4	0- 0	6- 6				
4- 4	0- 0	0- 0	HOME	0- 2	0- 0	4- 2				
2- 6	0- 0	0- 0	AWAY	0- 2	0- 0	2- 4				
0- 0	0- 0	0- 0	NEUTRAL	0- 0	0- 0	0- 0				

RPI 1-25				RPI 26-50				RPI 51-100				RPI 101+				Team's RPI: 270	
RPI	S	Opponent	Score	RPI	S	Opponent	Score	RPI	S	Opponent	Score	RPI	S	Opponent	Score		
								55	A	Penn	63	69	145	A	Bucknell	41	85
								58	A	American	51	77	170	A	Hartford	63	70
								82	A	Albany (NY)	68	84	170	H	Hartford	53	51
								82	H	Albany (NY)	62	72	176	A	La Salle	62	65
								83	A	Maine	41	61	177	H	Robert Morris	60	84
								83	H	Maine	42	56	178	A	Stony Brook	41	74
													178	H	Stony Brook	50	66
													201	A	New Hampshire	45	67
													201	H	New Hampshire	69	55
													224	A	UMass Lowell	62	75
													224	H	UMass Lowell	78	84
													241	H	Towson	54	59
													269	A	Rider	55	67
													277	H	Loyola Maryland	81	58
													296	H	Morgan St.	46	54
													299	A	Columbia	76	66
													303	A	Vermont	68	61
													303	H	Vermont	71	64
													324	A	Binghamton	71	55
													324	H	Binghamton	73	50
													325	A	UMES	87	78
													340	H	Coppin St.	78	65
LAST 12 Division I GAMES:																	
324	H	Binghamton	73	50	201	H	New Hampshire	69	55								
83	A	Maine	41	61	224	H	UMass Lowell	78	84								
170	H	Hartford	53	51	324	A	Binghamton	71	55								
82	A	Albany (NY)	68	84	83	H	Maine	42	56								
303	H	Vermont	71	64	82	H	Albany (NY)	62	72								
178	A	Stony Brook	41	74	170	A	Hartford	63	70								

Non-Div I Games: Eastern 93 68

UMBC

■ Loss,
 ■ Non-Conf, S Site,
 ■ Home
 ■ Away
 N Neutral

Average RPI Win:	291	WON-LOST	WINNING	LAST 10	STRENGTH OF	OPP. STRENGTH	TEAM	ADJ.	CONF.	ADJ CONF.
Average RPI Loss:	235	RECORD	PCT. RANK	GAMES	SCHEDULE	OF SCHEDULE	RPI	RPI	RPI	RPI
DIV. I ONLY	10- 15	237	5- 5	347	335	325	325	31	31	
DIV. I NON-CONF.	2- 8	294	0- 1	321	270	341	341	29	29	
TOTALS	RPI 1-25	RPI 26-50	W-L RECORDS	RPI 51-100	RPI 101-150	RPI 150+				
10- 15	0- 0	0- 0	OVERALL	0- 1	0- 3	10- 11				
8- 4	0- 0	0- 0	HOME	0- 1	0- 1	8- 2				
2- 11	0- 0	0- 0	AWAY	0- 0	0- 2	2- 9				
0- 0	0- 0	0- 0	NEUTRAL	0- 0	0- 0	0- 0				
2- 8	0- 0	0- 0	NON-CONFERENCE	0- 1	0- 2	2- 5				
2- 3	0- 0	0- 0	HOME	0- 1	0- 1	2- 1				
0- 5	0- 0	0- 0	AWAY	0- 0	0- 1	0- 4				
0- 0	0- 0	0- 0	NEUTRAL	0- 0	0- 0	0- 0				
8- 7	0- 0	0- 0	CONFERENCE	0- 0	0- 1	8- 6				
6- 1	0- 0	0- 0	HOME	0- 0	0- 0	6- 1				
2- 6	0- 0	0- 0	AWAY	0- 0	0- 1	2- 5				
0- 0	0- 0	0- 0	NEUTRAL	0- 0	0- 0	0- 0				

RPI S	Opponent	Score	RPI S	Opponent	Score	RPI S	Opponent	Score	RPI S	Opponent	Score	Team's RPI: 325
						58	H American	52 64	109	A Hampton	43 71	
									129	H VCU	50 72	
									138	A Marshall	57 74	
									161	H Savannah St.	61 50	
									200	H N.C. A&T	58 43	
									218	A USC Upstate	38 60	
									223	A Virginia Tech	41 63	
									248	A Bethune-Cookman	65 75	
									251	H Monmouth	86 73	
									270	H UMBC	78 87	
									271	A Norfolk St.	60 50	
									285	A South Carolina St.	58 69	
									285	H South Carolina St.	59 64	
									292	A Georgetown	75 88	
									295	A NJIT	41 70	
									296	A Morgan St.	62 72	
									314	H Mt. St. Mary's	58 43	
									336	A Florida A&M	54 64	
									337	H N.C. Central	71 61	
									340	H Coppin St.	66 58	
									343	A Howard	90 92	
									343	H Howard	61 54	
									347	A Delaware St.	68 61	
									347	H Delaware St.	96 59	
LAST 12 Division I GAMES:												
347	A	Delaware St.	68	61	109	A	Hampton	43	71			
295	A	NJIT	41	70	343	A	Howard	90	92			
285	A	South Carolina St.	58	69	340	H	Coppin St.	66	58			
343	H	Howard	61	54	336	A	Florida A&M	54	64			
347	H	Delaware St.	96	59	248	A	Bethune-Cookman	65	75			
271	A	Norfolk St.	60	50	285	H	South Carolina St.	59	64			

Non-Div I Games: Cheyney

63 38

UMES

■ Loss,
 ■ Non-Conf,
 ■ S Site,
 ■ Home
 ■ A Away
 N Neutral

Average RPI Win:	329	WON-LOST	WINNING	LAST 10	STRENGTH OF	OPP. STRENGTH	TEAM	ADJ.	CONF.	ADJ CONF.
Average RPI Loss:	222	RECORD	PCT. RANK	GAMES	SCHEDULE	OF SCHEDULE	RPI	RPI	RPI	RPI
DIV. I ONLY	6- 20	302	3- 7	340	336	341	341	30	30	
DIV. I NON-CONF.	2- 11	314	0- 0	340	340	347	347	30	30	
TOTALS	RPI 1-25	RPI 26-50	W-L RECORDS	RPI 51-100	RPI 101-150	RPI 150+				
6- 20	0- 0	0- 0	OVERALL	0- 1	0- 5	6- 14				
4- 8	0- 0	0- 0	HOME	0- 0	0- 2	4- 6				
2- 12	0- 0	0- 0	AWAY	0- 1	0- 3	2- 8				
0- 0	0- 0	0- 0	NEUTRAL	0- 0	0- 0	0- 0				
2- 11	0- 0	0- 0	NON-CONFERENCE	0- 1	0- 1	2- 9				
1- 5	0- 0	0- 0	HOME	0- 0	0- 0	1- 5				
1- 6	0- 0	0- 0	AWAY	0- 1	0- 1	1- 4				
0- 0	0- 0	0- 0	NEUTRAL	0- 0	0- 0	0- 0				
4- 9	0- 0	0- 0	CONFERENCE	0- 0	0- 4	4- 5				
3- 3	0- 0	0- 0	HOME	0- 0	0- 2	3- 1				
1- 6	0- 0	0- 0	AWAY	0- 0	0- 2	1- 4				
0- 0	0- 0	0- 0	NEUTRAL	0- 0	0- 0	0- 0				

RPI 1-25			RPI 26-50			RPI 51-100			RPI 101+			Team's RPI: 341
RPI	S	Opponent	Score	RPI	S	Opponent	Score	RPI	S	Opponent	Score	
						73 A Kansas St.	36 65	115 A Bakersfield			67 70	
								115 H Bakersfield			76 78	
								123 A New Mexico St.			59 78	
								123 H New Mexico St.			48 60	
								141 A UC Riverside			38 81	
								173 H SIUE			58 74	
								209 A Tex.-Pan American			51 69	
								227 A Cal St. Fullerton			52 72	
								229 A Western Ill.			48 71	
								245 A North Florida			62 63	
								261 H Abilene Christian			55 80	
								273 A Grand Canyon			42 57	
								273 H Grand Canyon			59 65	
								276 H Milwaukee			60 72	
								297 A Eastern Ill.			69 53	
								309 A Denver			66 74	
								310 H Southeast Mo. St.			50 65	
								311 A Seattle			46 60	
								311 H Seattle			62 61	
								323 H North Texas			47 65	
								326 A Utah Valley			51 61	
								326 H Utah Valley			61 58	
								346 A Chicago St.			65 59	
								346 H Chicago St.			77 46	
								349 H Mississippi Val.			62 46	
LAST 12 Division I GAMES:												
273 A		Grand Canyon	42 57	209 A		Tex.-Pan American	51 69	326 H		Utah Valley	61 58	
326 A		Utah Valley	51 61	326 H		Utah Valley	61 58	346 A		Chicago St.	65 59	
115 H		Bakersfield	76 78	273 H		Grand Canyon	59 65	346 H		Chicago St.	77 46	
311 H		Seattle	62 61	311 A		Seattle	46 60	349 H		Mississippi Val.	62 46	
346 H		Chicago St.	77 46	115 A		Bakersfield	67 70					
123 A		New Mexico St.	59 78	346 A		Chicago St.	65 59					

Non-Div I Games: Rockhurst 60 65 William Jewell 51 59

UMKC

Loss, Non-Conf, S Site, H Home A Away N Neutral

Average RPI Win:	249	WON-LOST	WINNING	LAST 10	STRENGTH OF	OPP. STRENGTH	TEAM	ADJ.	CONF.	ADJ CONF.
Average RPI Loss:	140	RECORD	PCT. RANK	GAMES	SCHEDULE	OF SCHEDULE	RPI	RPI	RPI	RPI
DIV. I ONLY	12- 15	217	6- 4	189	218	224	224	23	23	
DIV. I NON-CONF.	5- 6	177	0- 0	143	158	186	186	23	23	
TOTALS	RPI 1-25	RPI 26-50	W-L RECORDS	RPI 51-100	RPI 101-150	RPI 150+				
12- 15	0- 2	0- 0	OVERALL	0- 4	1- 2	11- 7				
8- 6	0- 0	0- 0	HOME	0- 2	1- 2	7- 2				
4- 9	0- 1	0- 0	AWAY	0- 2	0- 0	4- 5				
0- 0	0- 0	0- 0	NEUTRAL	0- 0	0- 0	0- 0				
5- 6	0- 2	0- 0	NON-CONFERENCE	0- 0	1- 2	4- 2				
4- 2	0- 0	0- 0	HOME	0- 0	1- 2	3- 0				
1- 4	0- 2	0- 0	AWAY	0- 0	0- 0	1- 2				
0- 0	0- 0	0- 0	NEUTRAL	0- 0	0- 0	0- 0				
7- 9	0- 0	0- 0	CONFERENCE	0- 4	0- 0	7- 5				
4- 4	0- 0	0- 0	HOME	0- 2	0- 0	4- 2				
3- 5	0- 0	0- 0	AWAY	0- 2	0- 0	3- 3				
0- 0	0- 0	0- 0	NEUTRAL	0- 0	0- 0	0- 0				

RPI 1-25				RPI 26-50				RPI 51-100				RPI 101+ Team's RPI: 224			
RPI	S	Opponent	Score	RPI	S	Opponent	Score	RPI	S	Opponent	Score	RPI	S	Opponent	Score
1	A	Notre Dame	51 105					82	A	Albany (NY)	57 93	111	H	Yale	80 72
13	A	Duke	48 95					82	H	Albany (NY)	50 78	124	H	Rhode Island	66 75
								83	A	Maine	54 68	150	H	Central Conn. St.	58 81
								83	H	Maine	46 74	155	H	Bryant	86 85
												170	A	Hartford	65 62
												170	H	Hartford	56 67
												178	A	Stony Brook	36 62
												178	H	Stony Brook	60 64
												179	A	Holy Cross	63 78
												201	A	New Hampshire	51 58
												201	H	New Hampshire	70 65
												256	A	Providence	54 66
												270	A	UMBC	84 78
												270	H	UMBC	75 62
												280	H	St. Francis Brooklyn	64 62
												299	A	Columbia	69 59
												303	A	Vermont	72 64
												303	H	Vermont	72 63
												304	H	Fairleigh Dickinson	78 67
												324	A	Binghamton	64 65
												324	H	Binghamton	66 49
LAST 12 Division I GAMES:															
303	A	Vermont	72 64	270	A	UMBC	84 78								
201	H	New Hampshire	70 65	324	H	Binghamton	66 49								
178	A	Stony Brook	36 62	303	H	Vermont	72 63								
170	A	Hartford	65 62	178	H	Stony Brook	60 64								
83	H	Maine	46 74	201	A	New Hampshire	51 58								
82	A	Albany (NY)	57 93	170	H	Hartford	56 67								

Non-Div I Games: Mount Ida 93 41

UMass Lowell

■ Loss,
■ Non-Conf,
■ S Site,
■ Home
■ A Away
N Neutral

UNC Asheville

Through Games Of March 1, 2015

Average RPI Win:	316	WON-LOST	WINNING	LAST 10	STRENGTH OF	OPP. STRENGTH	TEAM	ADJ.	CONF.	ADJ CONF.
Average RPI Loss:	201	RECORD	PCT. RANK	GAMES	SCHEDULE	OF SCHEDULE	RPI	RPI	RPI	RPI
DIV. I ONLY	7- 21	298	3- 7	284	342	317	317	27	27	
DIV. I NON-CONF.	0- 8	339	0- 0	233	337	346	346	32	32	
TOTALS	RPI 1-25	RPI 26-50	W-L RECORDS	RPI 51-100	RPI 101-150	RPI 150+				
7- 21	0- 0	0- 1	OVERALL	0- 2	0- 1	7- 17				
4- 9	0- 0	0- 0	HOME	0- 1	0- 1	4- 7				
3- 12	0- 0	0- 1	AWAY	0- 1	0- 0	3- 10				
0- 0	0- 0	0- 0	NEUTRAL	0- 0	0- 0	0- 0				
0- 8	0- 0	0- 1	NON-CONFERENCE	0- 0	0- 1	0- 6				
0- 3	0- 0	0- 0	HOME	0- 0	0- 1	0- 2				
0- 5	0- 0	0- 1	AWAY	0- 0	0- 0	0- 4				
0- 0	0- 0	0- 0	NEUTRAL	0- 0	0- 0	0- 0				
7- 13	0- 0	0- 0	CONFERENCE	0- 2	0- 0	7- 11				
4- 6	0- 0	0- 0	HOME	0- 1	0- 0	4- 5				
3- 7	0- 0	0- 0	AWAY	0- 1	0- 0	3- 6				
0- 0	0- 0	0- 0	NEUTRAL	0- 0	0- 0	0- 0				

RPI S	Opponent	Score	RPI S	Opponent	Score	RPI S	Opponent	Score	RPI S	Opponent	Score	Team's RPI: 317
27	A South Fla.	53 97	81	A Liberty	58 62	112	H East Tenn. St.	68 81	159	A Furman	71 81	
			81	H Liberty	55 67	171	A High Point	54 57	171	H High Point	50 67	
						188	A Winthrop	55 75	188	H Winthrop	54 57	
						195	A Radford	47 50	195	H Radford	65 67	
						200	A N.C. A&T	46 63	210	A Campbell	55 60	
						210	H Campbell	51 56	218	A USC Upstate	60 67	
						240	A Presbyterian	57 69	240	H Presbyterian	59 46	
						286	A Gardner-Webb	64 55	286	H Gardner-Webb	58 66	
						298	H Western Caro.	66 79	308	H Wofford	52 70	
						327	A Coastal Caro.	87 53	327	H Coastal Caro.	68 61	
						337	A N.C. Central	52 55	342	A Longwood	60 44	
						342	A Charleston So.	57 70	342	H Longwood	88 77	
						240	H Presbyterian	59 46	348	A Charleston So.	57 70	
						81	A Liberty	58 62	348	H Charleston So.	56 47	
						327	H Coastal Caro.	68 61				
						195	H Radford	65 67				

LAST 12 Division I GAMES:

327	A Coastal Caro.	87 53	342	H Longwood	88 77
195	A Radford	47 50	348	A Charleston So.	57 70
286	H Gardner-Webb	58 66	240	H Presbyterian	59 46
171	A High Point	54 57	81	A Liberty	58 62
210	H Campbell	51 56	327	H Coastal Caro.	68 61
188	H Winthrop	54 57	195	H Radford	65 67

Non-Div I Games: Barton 71 48

UNC Asheville

■ Loss,
 ■ Non-Conf,
 ■ S Site,
 ■ H Home
 ■ A Away
 N Neutral

UNC Greensboro

Through Games Of March 1, 2015

Average RPI Win:	300	WON-LOST	WINNING	LAST 10	STRENGTH OF	OPP. STRENGTH	TEAM	ADJ.	CONF.	ADJ CONF.
Average RPI Loss:	171	RECORD	PCT. RANK	GAMES	SCHEDULE	OF SCHEDULE	RPI	RPI	RPI	RPI
DIV. I ONLY	5- 23	322	1- 9	229	262	312	312	20	20	
DIV. I NON-CONF.	4- 10	259	0- 0	281	296	283	283	22	22	
TOTALS	RPI 1-25	RPI 26-50	W-L RECORDS	RPI 51-100	RPI 101-150	RPI 150+				
5- 23	0- 2	0- 0	OVERALL	0- 2	0- 4	5- 15				
3- 7	0- 1	0- 0	HOME	0- 0	0- 1	3- 5				
2- 13	0- 1	0- 0	AWAY	0- 1	0- 3	2- 8				
0- 3	0- 0	0- 0	NEUTRAL	0- 1	0- 0	0- 2				
4- 10	0- 0	0- 0	NON-CONFERENCE	0- 2	0- 2	4- 6				
2- 1	0- 0	0- 0	HOME	0- 0	0- 0	2- 1				
2- 6	0- 0	0- 0	AWAY	0- 1	0- 2	2- 3				
0- 3	0- 0	0- 0	NEUTRAL	0- 1	0- 0	0- 2				
1- 13	0- 2	0- 0	CONFERENCE	0- 0	0- 2	1- 9				
1- 6	0- 1	0- 0	HOME	0- 0	0- 1	1- 4				
0- 7	0- 1	0- 0	AWAY	0- 0	0- 1	0- 5				
0- 0	0- 0	0- 0	NEUTRAL	0- 0	0- 0	0- 0				

RPI 1-25				RPI 26-50				RPI 51-100				RPI 101+ Team's RPI: 312			
RPI	S	Opponent	Score	RPI	S	Opponent	Score	RPI	S	Opponent	Score	RPI	S	Opponent	Score
19	A	Chattanooga	52 76					64	A	Hawaii	54 74	112	A	East Tenn. St.	65 87
19	H	Chattanooga	46 81					71	N	LSU	61 82	112	H	East Tenn. St.	66 84
												129	A	VCU	73 80
												146	A	St. Bonaventure	60 78
												159	A	Furman	68 77
												159	H	Furman	70 78
												165	N	Northern Ky.	58 66
												171	A	High Point	67 78
												181	A	Mercer	62 80
												181	H	Mercer	73 74
												185	A	Clemson	51 80
												194	A	Samford	66 88
												194	H	Samford	56 62
												211	A	Navy	64 71
												218	H	USC Upstate	60 69
												281	A	Col. of Charleston	70 68
												285	H	South Carolina St.	70 50
												286	H	Gardner-Webb	76 60
												298	A	Western Caro.	49 70
												298	H	Western Caro.	80 86
												308	A	Wofford	64 77
												308	H	Wofford	65 59
												336	N	Florida A&M	64 70
												342	A	Longwood	70 64
LAST 12 Division I GAMES:															
298	H	Western Caro.	80 86	181	A	Mercer	62 80								
308	H	Wofford	65 59	159	H	Furman	70 78								
159	A	Furman	68 77	308	A	Wofford	64 77								
112	H	East Tenn. St.	66 84	298	A	Western Caro.	49 70								
19	A	Chattanooga	52 76	19	H	Chattanooga	46 81								
194	A	Samford	66 88	112	A	East Tenn. St.	65 87								

Non-Div I Games: Livingstone 81 77

UNC Greensboro

Loss, Non-Conf, S Site, H Home A Away N Neutral

Average RPI Win:	217	WON-LOST	WINNING	LAST 10	STRENGTH OF	OPP. STRENGTH	TEAM	ADJ.	CONF.	ADJ CONF.
Average RPI Loss:	142	RECORD	PCT. RANK	GAMES	SCHEDULE	OF SCHEDULE	RPI	RPI	RPI	RPI
DIV. I ONLY	12- 15	217	6- 4	212	142	232	232	13	13	
DIV. I NON-CONF.	3- 7	250	0- 0	238	263	310	310	11	11	
TOTALS	RPI 1-25	RPI 26-50	W-L RECORDS	RPI 51-100	RPI 101-150	RPI 150+				
12- 15	0- 2	0- 1	OVERALL	0- 3	3- 2	9- 7				
9- 6	0- 1	0- 0	HOME	0- 2	2- 1	7- 2				
3- 9	0- 1	0- 1	AWAY	0- 1	1- 1	2- 5				
0- 0	0- 0	0- 0	NEUTRAL	0- 0	0- 0	0- 0				
3- 7	0- 0	0- 1	NON-CONFERENCE	0- 1	1- 1	2- 4				
3- 4	0- 0	0- 0	HOME	0- 1	1- 1	2- 2				
0- 3	0- 0	0- 1	AWAY	0- 0	0- 0	0- 2				
0- 0	0- 0	0- 0	NEUTRAL	0- 0	0- 0	0- 0				
9- 8	0- 2	0- 0	CONFERENCE	0- 2	2- 1	7- 3				
6- 2	0- 1	0- 0	HOME	0- 1	1- 0	5- 0				
3- 6	0- 1	0- 0	AWAY	0- 1	1- 1	2- 3				
0- 0	0- 0	0- 0	NEUTRAL	0- 0	0- 0	0- 0				

RPI S	Opponent	Score	RPI S	Opponent	Score	RPI S	Opponent	Score	RPI S	Opponent	Score	Team's RPI: 232
25	A James Madison	57 74	41	A Stetson	55 72	61	A Drexel	53 58	103	A Hofstra	57 71	
25	H James Madison	49 85				61	H Drexel	44 61	107	A Elon	86 82	
						93	H Richmond	67 77	107	H Elon	76 68	
									112	H East Tenn. St.	61 48	
									129	H VCU	53 59	
									169	A Appalachian St.	72 82	
									174	A William & Mary	62 67	
									174	H William & Mary	63 62	
									196	A Delaware	60 69	
									196	H Delaware	71 68	
									210	H Campbell	89 80	
									212	A Fla. Atlantic	80 84	
									241	A Towson	73 71	
									241	H Towson	71 63	
									245	H North Florida	41 55	
									281	A Col. of Charleston	76 65	
									281	H Col. of Charleston	69 57	
									298	H Western Caro.	53 64	
									301	A Northeastern	64 73	
									301	H Northeastern	84 78	
									348	H Charleston So.	80 70	
LAST 12 Division I GAMES:												
281	A Col. of Charleston	76 65	196	A Delaware	60 69							
196	H Delaware	71 68	61	H Drexel	44 61							
241	A Towson	73 71	174	A William & Mary	62 67							
25	H James Madison	49 85	241	H Towson	71 63							
301	H Northeastern	84 78	107	H Elon	76 68							
107	A Elon	86 82	103	A Hofstra	57 71							

Non-Div I Games: UNC Pembroke 75 38

UNCW

■ Loss,
 ■ Non-Conf,
 ■ S Site,
 ■ Home
 ■ A Away
 N Neutral

Average RPI Win:	224	WON-LOST	WINNING	LAST 10	STRENGTH OF	OPP. STRENGTH	TEAM	ADJ.	CONF.	ADJ CONF.
Average RPI Loss:	73	RECORD	PCT. RANK	GAMES	SCHEDULE	OF SCHEDULE	RPI	RPI	RPI	RPI
DIV. I ONLY	14- 13	164	5- 5	68	164	110	110	19	19	
DIV. I NON-CONF.	4- 7	221	0- 0	15	111	134	134	16	16	
TOTALS	RPI 1-25	RPI 26-50	W-L RECORDS	RPI 51-100	RPI 101-150	RPI 150+				
14- 13	0- 1	0- 3	OVERALL	0- 6	3- 3	11- 0				
8- 4	0- 0	0- 1	HOME	0- 3	2- 0	6- 0				
6- 8	0- 1	0- 1	AWAY	0- 3	1- 3	5- 0				
0- 1	0- 0	0- 1	NEUTRAL	0- 0	0- 0	0- 0				
4- 7	0- 1	0- 1	NON-CONFERENCE	0- 4	1- 1	3- 0				
3- 2	0- 0	0- 0	HOME	0- 2	0- 0	3- 0				
1- 4	0- 1	0- 0	AWAY	0- 2	1- 1	0- 0				
0- 1	0- 0	0- 1	NEUTRAL	0- 0	0- 0	0- 0				
10- 6	0- 0	0- 2	CONFERENCE	0- 2	2- 2	8- 0				
5- 2	0- 0	0- 1	HOME	0- 1	2- 0	3- 0				
5- 4	0- 0	0- 1	AWAY	0- 1	0- 2	5- 0				
0- 0	0- 0	0- 0	NEUTRAL	0- 0	0- 0	0- 0				

RPI	S	Opponent	Score	RPI	S	Opponent	Score	RPI	S	Opponent	Score	RPI	S	Opponent	Score	Team's RPI: 110
7	A	Iowa	45 73	44	A	Wichita St.	54 66	56	H	South Dakota St.	60 74	103	A	Hofstra	58 61	
				44	H	Wichita St.	52 70	67	A	Drake	67 87	114	A	Tulsa	69 66	
				50	N	Tulane	48 71	67	H	Drake	72 76	122	A	Southern Ill.	75 79	
								76	A	South Dakota	77 85	122	H	Southern Ill.	79 70	
								79	A	Akron	73 82	144	A	Missouri St.	70 72	
								85	H	Creighton	56 58	144	H	Missouri St.	64 56	
												152	H	Dartmouth	62 46	
												157	A	Indiana St.	57 55	
												157	H	Indiana St.	64 29	
												246	A	Evansville	58 44	
												246	H	Evansville	89 44	
												249	H	Northern Ill.	51 42	
												260	H	North Dakota St.	56 41	
												305	A	Loyola Chicago	75 58	
												319	A	Bradley	70 51	
												331	A	Illinois St.	59 52	
												331	H	Illinois St.	71 43	
LAST 12 Division I GAMES:																
44	A	Wichita St.	54 66	331	A	Illinois St.	59 52									
144	A	Missouri St.	70 72	144	H	Missouri St.	64 56									
246	H	Evansville	89 44	44	H	Wichita St.	52 70									
157	H	Indiana St.	64 29	157	A	Indiana St.	57 55									
67	A	Drake	67 87	246	A	Evansville	58 44									
122	A	Southern Ill.	75 79	67	H	Drake	72 76									

Non-Div I Games:

UNI

■ Loss,
 ■ Non-Conf,
 ■ S Site,
 ■ H Home
 ■ A Away
 N Neutral

Average RPI Win: 240	WON-LOST	WINNING	LAST 10	STRENGTH OF	OPP. STRENGTH	TEAM	ADJ.	CONF.	ADJ CONF.
Average RPI Loss: 143	RECORD	PCT. RANK	GAMES	SCHEDULE	OF SCHEDULE	RPI	RPI	RPI	RPI
DIV. I ONLY	13- 14	186	7- 3	239	219	220	220	22	22
DIV. I NON-CONF.	3- 8	263	0- 0	144	223	271	271	19	19
TOTALS	RPI 1-25	RPI 26-50	W-L RECORDS	RPI 51-100	RPI 101-150	RPI 150+			
13- 14	0- 0	0- 1	OVERALL	1- 5	2- 3	10- 5			
9- 4	0- 0	0- 1	HOME	0- 2	1- 1	8- 0			
4- 9	0- 0	0- 0	AWAY	1- 2	1- 2	2- 5			
0- 1	0- 0	0- 0	NEUTRAL	0- 1	0- 0	0- 0			
3- 8	0- 0	0- 1	NON-CONFERENCE	0- 4	0- 1	3- 2			
3- 2	0- 0	0- 1	HOME	0- 1	0- 0	3- 0			
0- 5	0- 0	0- 0	AWAY	0- 2	0- 1	0- 2			
0- 1	0- 0	0- 0	NEUTRAL	0- 1	0- 0	0- 0			
10- 6	0- 0	0- 0	CONFERENCE	1- 1	2- 2	7- 3			
6- 2	0- 0	0- 0	HOME	0- 1	1- 1	5- 0			
4- 4	0- 0	0- 0	AWAY	1- 0	1- 1	2- 3			
0- 0	0- 0	0- 0	NEUTRAL	0- 0	0- 0	0- 0			

RPI S	Opponent	Score	RPI S	Opponent	Score	RPI S	Opponent	Score	RPI S	Opponent	Score	Team's RPI: 220
34	H Northwestern	84 88	53	A Fresno St.	73 70	115	A Bakersfield	71 74				
			56	H South Dakota St.	59 65	116	A New Mexico	60 63				
			64	A Hawaii	70 79	116	H New Mexico	79 73				
			68	H Colorado St.	43 55	135	A Boise St.	74 60				
			75	A BYU	61 76	135	H Boise St.	67 78				
			96	N Missouri	60 79	206	A Wyoming	68 99				
						206	H Wyoming	58 55				
						221	H San Diego St.	64 47				
						238	A Utah	49 62				
						239	A Southern Utah	84 93				
						257	A San Jose St.	72 68				
						259	H A&M-Corpus Christi	77 65				
						274	A Utah St.	72 85				
						274	H Utah St.	69 61				
						275	H Loyola Marymount	91 76				
						287	A Nevada	62 71				
						287	H Nevada	75 52				
						345	A Air Force	91 79				
						345	H Air Force	82 61				
						347	H Delaware St.	91 78				
LAST 12 Division I GAMES:												
206	A Wyoming	68 99	68	H Colorado St.	43 55							
274	H Utah St.	69 61	345	A Air Force	91 79							
116	H New Mexico	79 73	287	H Nevada	75 52							
135	A Boise St.	74 60	274	A Utah St.	72 85							
345	H Air Force	82 61	116	A New Mexico	60 63							
53	A Fresno St.	73 70	221	H San Diego St.	64 47							

Non-Div I Games:

UNLV

■ Loss,
 ■ Non-Conf,
 ■ S Site,
 ■ H Home
 ■ A Away
 N Neutral

USC Upstate

Through Games Of March 1, 2015

Average RPI Win:	269	WON-LOST	WINNING	LAST 10	STRENGTH OF	OPP. STRENGTH	TEAM	ADJ.	CONF.	ADJ CONF.
Average RPI Loss:	133	RECORD	PCT. RANK	GAMES	SCHEDULE	OF SCHEDULE	RPI	RPI	RPI	RPI
DIV. I ONLY	12- 15	217	5- 5	213	204	218	218	11	11	
DIV. I NON-CONF.	6- 7	174	0- 0	317	301	244	244	12	12	
TOTALS	RPI 1-25	RPI 26-50	W-L RECORDS	RPI 51-100	RPI 101-150	RPI 150+				
12- 15	0- 3	0- 3	OVERALL	0- 0	0- 2	12- 7				
8- 4	0- 1	0- 1	HOME	0- 0	0- 1	8- 1				
4- 11	0- 2	0- 2	AWAY	0- 0	0- 1	4- 6				
0- 0	0- 0	0- 0	NEUTRAL	0- 0	0- 0	0- 0				
6- 7	0- 1	0- 1	NON-CONFERENCE	0- 0	0- 0	6- 5				
5- 0	0- 0	0- 0	HOME	0- 0	0- 0	5- 0				
1- 7	0- 1	0- 1	AWAY	0- 0	0- 0	1- 5				
0- 0	0- 0	0- 0	NEUTRAL	0- 0	0- 0	0- 0				
6- 8	0- 2	0- 2	CONFERENCE	0- 0	0- 2	6- 2				
3- 4	0- 1	0- 1	HOME	0- 0	0- 1	3- 1				
3- 4	0- 1	0- 1	AWAY	0- 0	0- 1	3- 1				
0- 0	0- 0	0- 0	NEUTRAL	0- 0	0- 0	0- 0				

RPI 1-25				RPI 26-50				RPI 51-100				RPI 101+ Team's RPI: 218			
RPI	S	Opponent	Score	RPI	S	Opponent	Score	RPI	S	Opponent	Score	RPI	S	Opponent	Score
7	A	Iowa	56 107	41	A	Stetson	44 67					148	A	Kennesaw St.	55 67
15	A	FGCU	61 79	41	H	Stetson	66 92					148	H	Kennesaw St.	63 72
15	H	FGCU	59 75	43	A	Iowa St.	76 98					159	A	Furman	59 74
												165	A	Northern Ky.	74 77
												165	H	Northern Ky.	60 83
												183	A	Alabama	65 74
												213	A	Jacksonville	60 58
												213	H	Jacksonville	66 64
												243	H	Morehead St.	75 69
												245	A	North Florida	59 50
												245	H	North Florida	61 49
												265	A	Lipscomb	76 67
												265	H	Lipscomb	71 68
												271	H	Norfolk St.	70 58
												281	A	Col. of Charleston	60 61
												285	A	South Carolina St.	50 60
												298	A	Western Caro.	59 63
												312	A	UNC Greensboro	69 60
												315	H	IPFW	85 73
												317	H	UNC Asheville	67 60
												325	H	UMES	60 38
LAST 12 Division I GAMES:															
165	H	Northern Ky.	60 83	148	A	Kennesaw St.	55 67								
265	A	Lipscomb	76 67	245	H	North Florida	61 49								
15	H	FGCU	59 75	213	H	Jacksonville	66 64								
41	H	Stetson	66 92	41	A	Stetson	44 67								
213	A	Jacksonville	60 58	15	A	FGCU	61 79								
245	A	North Florida	59 50	165	A	Northern Ky.	74 77								

Non-Div I Games: Converse 78 50 Brevard 72 44

USC Upstate

Loss, Non-Conf, S Site, H Home A Away N Neutral

Average RPI Win:	264	WON-LOST	WINNING	LAST 10	STRENGTH OF	OPP. STRENGTH	TEAM	ADJ.	CONF.	ADJ CONF.
Average RPI Loss:	118	RECORD	PCT. RANK	GAMES	SCHEDULE	OF SCHEDULE	RPI	RPI	RPI	RPI
DIV. I ONLY	20- 9	63	10- 0	300	236	126	126	26	26	
DIV. I NON-CONF.	4- 9	243	0- 0	236	47	245	245	26	26	
TOTALS	RPI 1-25	RPI 26-50	W-L RECORDS	RPI 51-100	RPI 101-150	RPI 150+				
20- 9	0- 3	0- 0	OVERALL	0- 1	0- 1	20- 4				
10- 2	0- 1	0- 0	HOME	0- 0	0- 1	10- 0				
10- 5	0- 1	0- 0	AWAY	0- 1	0- 0	10- 3				
0- 2	0- 1	0- 0	NEUTRAL	0- 0	0- 0	0- 1				
4- 9	0- 3	0- 0	NON-CONFERENCE	0- 1	0- 1	4- 4				
2- 2	0- 1	0- 0	HOME	0- 0	0- 1	2- 0				
2- 5	0- 1	0- 0	AWAY	0- 1	0- 0	2- 3				
0- 2	0- 1	0- 0	NEUTRAL	0- 0	0- 0	0- 1				
16- 0	0- 0	0- 0	CONFERENCE	0- 0	0- 0	16- 0				
8- 0	0- 0	0- 0	HOME	0- 0	0- 0	8- 0				
8- 0	0- 0	0- 0	AWAY	0- 0	0- 0	8- 0				
0- 0	0- 0	0- 0	NEUTRAL	0- 0	0- 0	0- 0				

RPI 1-25				RPI 26-50				RPI 51-100				RPI 101+ Team's RPI: 126			
RPI	S	Opponent	Score	RPI	S	Opponent	Score	RPI	S	Opponent	Score	RPI	S	Opponent	Score
8	A	Louisville	43 77					96	A	Missouri	65 74	122	H	Southern Ill.	78 87
14	N	Dayton	47 78									173	A	SIUE	79 72
19	H	Chattanooga	54 65									173	H	SIUE	69 68
												183	A	Alabama	55 68
												191	A	Belmont	85 68
												194	A	Samford	75 79
												197	H	Jacksonville St.	67 47
												198	A	Tennessee St.	64 58
												205	A	Arizona	56 61
												217	N	Pepperdine	58 59
												243	H	Morehead St.	99 70
												246	H	Evansville	84 74
												250	A	Austin Peay	71 61
												250	H	Austin Peay	91 63
												264	H	Cincinnati	62 61
												283	A	Miami (OH)	90 57
												284	H	Eastern Ky.	76 63
												297	A	Eastern Ill.	63 60
												297	H	Eastern Ill.	81 51
												310	A	Southeast Mo. St.	78 60
												310	H	Southeast Mo. St.	96 55
												328	A	Murray St.	95 85
												328	H	Murray St.	87 74
												331	A	Illinois St.	79 46
												334	A	Tennessee Tech	79 59
LAST 12 Division I GAMES:															
328	H	Murray St.	87 74	250	A	Austin Peay	71 61	328	A	Murray St.	95 85				
297	A	Eastern Ill.	63 60	198	A	Tennessee St.	64 58	310	H	Southeast Mo. St.	96 55				
173	A	SIUE	79 72	297	H	Eastern Ill.	81 51	197	H	Jacksonville St.	67 47				
250	H	Austin Peay	91 63												
310	A	Southeast Mo. St.	78 60												
173	H	SIUE	69 68												

Non-Div I Games:

UT Martin

■ Loss,
 ■ Non-Conf,
 ■ S Site,
 ■ Home
 ■ Away
 N Neutral

Average RPI Win: 210	WON-LOST	WINNING	LAST 10	STRENGTH OF	OPP. STRENGTH	TEAM	ADJ.	CONF.	ADJ CONF.
Average RPI Loss: 139	RECORD	PCT. RANK	GAMES	SCHEDULE	OF SCHEDULE	RPI	RPI	RPI	RPI
DIV. I ONLY	14- 14	172	6- 4	133	206	182	182	17	17
DIV. I NON-CONF.	5- 7	204	0- 0	145	260	203	203	18	18
TOTALS	RPI 1-25	RPI 26-50	W-L RECORDS	RPI 51-100	RPI 101-150	RPI 150+			
14- 14	0- 1	1- 0	OVERALL	0- 5	3- 3	10- 5			
10- 5	0- 0	1- 0	HOME	0- 3	2- 1	7- 1			
4- 7	0- 1	0- 0	AWAY	0- 2	1- 2	3- 2			
0- 2	0- 0	0- 0	NEUTRAL	0- 0	0- 0	0- 2			
5- 7	0- 1	0- 0	NON-CONFERENCE	0- 2	0- 2	5- 2			
3- 3	0- 0	0- 0	HOME	0- 2	0- 1	3- 0			
2- 2	0- 1	0- 0	AWAY	0- 0	0- 1	2- 0			
0- 2	0- 0	0- 0	NEUTRAL	0- 0	0- 0	0- 2			
9- 7	0- 0	1- 0	CONFERENCE	0- 3	3- 1	5- 3			
7- 2	0- 0	1- 0	HOME	0- 1	2- 0	4- 1			
2- 5	0- 0	0- 0	AWAY	0- 2	1- 1	1- 2			
0- 0	0- 0	0- 0	NEUTRAL	0- 0	0- 0	0- 0			

RPI 1-25				RPI 26-50				RPI 51-100				RPI 101+ Team's RPI: 182			
RPI	S	Opponent	Score	RPI	S	Opponent	Score	RPI	S	Opponent	Score	RPI	S	Opponent	Score
23	A	Texas	48 68	32	H	Western Ky.	64 63	60	A	Middle Tenn.	53 73	121	A	Texas Tech	48 64
								67	H	Drake	61 69	127	H	Texas St.	53 57
								76	H	South Dakota	69 76	138	H	Marshall	60 48
								87	A	Southern Miss.	60 69	139	A	Louisiana Tech	74 79
								87	H	Southern Miss.	59 61	139	H	Louisiana Tech	60 53
												148	A	Old Dominion	52 51
												172	A	Texas-Arlington	63 55
												173	H	SIUE	75 60
												184	A	UAB	57 73
												189	A	Lamar	72 40
												203	A	Charlotte	54 74
												212	H	Fla. Atlantic	68 45
												225	N	Nicholls St.	49 57
												242	A	UTEP	55 53
												242	H	UTEP	72 59
												261	H	Abilene Christian	70 57
												267	H	Rice	58 62
												278	N	Houston	53 56
												323	H	North Texas	53 45
												335	H	FIU	74 56
												338	H	Incarinate Word	57 31
LAST 12 Division I GAMES:															
139	H	Louisiana Tech	60 53	335	H	FIU	74 56								
87	H	Southern Miss.	59 61	184	A	UAB	57 73								
242	H	UTEP	72 59	60	A	Middle Tenn.	53 73								
203	A	Charlotte	54 74	32	H	Western Ky.	64 63								
148	A	Old Dominion	52 51	138	H	Marshall	60 48								
212	H	Fla. Atlantic	68 45	242	A	UTEP	55 53								

Non-Div I Games:

UTSA

■ Loss,
■ Non-Conf,
■ S Site,
■ H Home
■ A Away
N Neutral

Average RPI Win:	192	WON-LOST	WINNING	LAST 10	STRENGTH OF	OPP. STRENGTH	TEAM	ADJ.	CONF.	ADJ CONF.
Average RPI Loss:	82	RECORD	PCT. RANK	GAMES	SCHEDULE	OF SCHEDULE	RPI	RPI	RPI	RPI
DIV. I ONLY	9- 20	276	3- 7	98	36	238	238	5	5	
DIV. I NON-CONF.	6- 5	145	0- 0	220	121	205	205	5	5	
TOTALS	RPI 1-25	RPI 26-50	W-L RECORDS	RPI 51-100	RPI 101-150	RPI 150+				
9- 20	0- 5	1- 2	OVERALL	0- 9	1- 2	7- 2				
9- 7	0- 2	1- 0	HOME	0- 4	1- 1	7- 0				
0- 11	0- 3	0- 2	AWAY	0- 4	0- 1	0- 1				
0- 2	0- 0	0- 0	NEUTRAL	0- 1	0- 0	0- 1				
6- 5	0- 0	0- 1	NON-CONFERENCE	0- 3	1- 0	5- 1				
6- 1	0- 0	0- 0	HOME	0- 1	1- 0	5- 0				
0- 2	0- 0	0- 1	AWAY	0- 1	0- 0	0- 0				
0- 2	0- 0	0- 0	NEUTRAL	0- 1	0- 0	0- 1				
3- 15	0- 5	1- 1	CONFERENCE	0- 6	0- 2	2- 1				
3- 6	0- 2	1- 0	HOME	0- 3	0- 1	2- 0				
0- 9	0- 3	0- 1	AWAY	0- 3	0- 1	0- 1				
0- 0	0- 0	0- 0	NEUTRAL	0- 0	0- 0	0- 0				

RPI	S	Opponent	Score	RPI	S	Opponent	Score	RPI	S	Opponent	Score	RPI	S	Opponent	Score	Team's RPI: 238
11	H	Oregon St.	42 52	30	A	Washington	51 63	74	A	Washington St.	54 63	113	A	Colorado	72 77	
17	A	Arizona St.	42 46	30	H	Washington	69 61	74	H	Washington St.	52 61	113	H	Colorado	54 73	
17	H	Arizona St.	48 58	36	A	Nebraska	43 66	75	H	BYU	56 60	139	H	Louisiana Tech	67 52	
20	A	Stanford	44 55					85	A	Creighton	56 64	166	H	Oregon	66 64	
24	A	California	49 67					90	A	Southern California	54 73	203	H	Charlotte	54 52	
								90	H	Southern California	43 46	205	A	Arizona	41 64	
								94	A	UCLA	45 58	205	H	Arizona	62 48	
								94	H	UCLA	46 49	220	H	UNLV	62 49	
								97	N	Ole Miss	38 52	237	H	Idaho St.	59 40	
												257	H	San Jose St.	100 87	
												274	H	Utah St.	63 57	
												282	N	Portland	50 58	
LAST 12 Division I GAMES:																
205	A	Arizona	41 64	94	A	UCLA	45 58									
17	A	Arizona St.	42 46	90	A	Southern California	54 73									
11	H	Oregon St.	42 52	17	H	Arizona St.	48 58									
166	H	Oregon	66 64	205	H	Arizona	62 48									
74	H	Washington St.	52 61	30	A	Washington	51 63									
30	H	Washington	69 61	74	A	Washington St.	54 63									

Non-Div I Games:

Utah

■ Loss,
 ■ Non-Conf,
 ■ S Site,
 ■ H Home
 ■ A Away
 N Neutral

Average RPI Win:	276	WON-LOST	WINNING	LAST 10	STRENGTH OF	OPP. STRENGTH	TEAM	ADJ.	CONF.	ADJ CONF.
Average RPI Loss:	132	RECORD	PCT. RANK	GAMES	SCHEDULE	OF SCHEDULE	RPI	RPI	RPI	RPI
DIV. I ONLY	7- 20	295	3- 7	151	174	274	274	22	22	
DIV. I NON-CONF.	2- 9	297	0- 0	24	89	214	214	19	19	
TOTALS	RPI 1-25	RPI 26-50	W-L RECORDS	RPI 51-100	RPI 101-150	RPI 150+				
7- 20	0- 2	0- 1	OVERALL	0- 4	0- 6	7- 7				
6- 5	0- 0	0- 0	HOME	0- 2	0- 2	6- 1				
1- 13	0- 2	0- 0	AWAY	0- 2	0- 3	1- 6				
0- 2	0- 0	0- 1	NEUTRAL	0- 0	0- 1	0- 0				
2- 9	0- 2	0- 1	NON-CONFERENCE	0- 2	0- 2	2- 2				
2- 1	0- 0	0- 0	HOME	0- 1	0- 0	2- 0				
0- 6	0- 2	0- 0	AWAY	0- 1	0- 1	0- 2				
0- 2	0- 0	0- 1	NEUTRAL	0- 0	0- 1	0- 0				
5- 11	0- 0	0- 0	CONFERENCE	0- 2	0- 4	5- 5				
4- 4	0- 0	0- 0	HOME	0- 1	0- 2	4- 1				
1- 7	0- 0	0- 0	AWAY	0- 1	0- 2	1- 4				
0- 0	0- 0	0- 0	NEUTRAL	0- 0	0- 0	0- 0				

RPI 1-25				RPI 26-50				RPI 51-100				RPI 101+ Team's RPI: 274			
RPI	S	Opponent	Score	RPI	S	Opponent	Score	RPI	S	Opponent	Score	RPI	S	Opponent	Score
3	A	Baylor	43 99	41	N	Stetson	64 84	53	A	Fresno St.	55 64	116	A	New Mexico	59 60
11	A	Oregon St.	62 85					53	H	Fresno St.	64 70	116	H	New Mexico	51 56
								54	A	Pacific	62 70	119	N	Marist	65 68
								75	H	BYU	58 62	135	A	Boise St.	55 94
												135	H	Boise St.	53 63
												140	A	Sacramento St.	92 102
												151	H	Northern Colo.	65 61
												166	A	Oregon	77 100
												206	A	Wyoming	51 86
												220	A	UNLV	61 69
												220	H	UNLV	85 72
												221	H	San Diego St.	59 70
												238	A	Utah	57 63
												257	A	San Jose St.	58 62
												257	H	San Jose St.	85 80
												287	A	Nevada	44 49
												287	H	Nevada	68 57
												326	H	Utah Valley	79 61
												345	A	Air Force	69 53
												345	H	Air Force	84 50
LAST 12 Division I GAMES:															
345	H	Air Force	84 50	135	A	Boise St.	55 94								
220	A	UNLV	61 69	221	H	San Diego St.	59 70								
53	A	Fresno St.	55 64	206	A	Wyoming	51 86								
257	H	San Jose St.	85 80	220	H	UNLV	85 72								
287	A	Nevada	44 49	287	H	Nevada	68 57								
116	H	New Mexico	51 56	345	A	Air Force	69 53								

Non-Div I Games: Westminster (UT) 60 51

Utah St.

Average RPI Win:	268	WON-LOST	WINNING	LAST 10	STRENGTH OF	OPP. STRENGTH	TEAM	ADJ.	CONF.	ADJ CONF.
Average RPI Loss:	215	RECORD	PCT. RANK	GAMES	SCHEDULE	OF SCHEDULE	RPI	RPI	RPI	RPI
DIV. I ONLY	9- 17	256	4- 6	332	315	326	326	30	30	
DIV. I NON-CONF.	4- 9	243	0- 0	294	275	317	317	30	30	
TOTALS	RPI 1-25	RPI 26-50	W-L RECORDS	RPI 51-100	RPI 101-150	RPI 150+				
9- 17	0- 0	0- 0	OVERALL	0- 0	2- 4	7- 13				
9- 4	0- 0	0- 0	HOME	0- 0	2- 2	7- 2				
0- 12	0- 0	0- 0	AWAY	0- 0	0- 2	0- 10				
0- 1	0- 0	0- 0	NEUTRAL	0- 0	0- 0	0- 1				
4- 9	0- 0	0- 0	NON-CONFERENCE	0- 0	1- 2	3- 7				
4- 2	0- 0	0- 0	HOME	0- 0	1- 1	3- 1				
0- 6	0- 0	0- 0	AWAY	0- 0	0- 1	0- 5				
0- 1	0- 0	0- 0	NEUTRAL	0- 0	0- 0	0- 1				
5- 8	0- 0	0- 0	CONFERENCE	0- 0	1- 2	4- 6				
5- 2	0- 0	0- 0	HOME	0- 0	1- 1	4- 1				
0- 6	0- 0	0- 0	AWAY	0- 0	0- 1	0- 5				
0- 0	0- 0	0- 0	NEUTRAL	0- 0	0- 0	0- 0				

[illegible]

Non-Div I Games:	Bristol	109	74	Montana Tech	75	65
------------------	---------	-----	----	--------------	----	----

Utah Valley

Loss, Non-Conf, S Site, H Home A Away N Neutral

Average RPI Win:	233	WON-LOST	WINNING	LAST 10	STRENGTH OF	OPP. STRENGTH	TEAM	ADJ.	CONF.	ADJ CONF.
Average RPI Loss:	99	RECORD	PCT. RANK	GAMES	SCHEDULE	OF SCHEDULE	RPI	RPI	RPI	RPI
DIV. I ONLY	16- 13	150	3- 7	155	158	129	129	6	6	
DIV. I NON-CONF.	9- 4	84	0- 0	207	338	88	88	6	6	
TOTALS	RPI 1-25	RPI 26-50	W-L RECORDS	RPI 51-100	RPI 101-150	RPI 150+				
16- 13	0- 2	0- 2	OVERALL	0- 5	2- 1	14- 3				
10- 4	0- 2	0- 0	HOME	0- 1	1- 0	9- 1				
6- 9	0- 0	0- 2	AWAY	0- 4	1- 1	5- 2				
0- 0	0- 0	0- 0	NEUTRAL	0- 0	0- 0	0- 0				
9- 4	0- 0	0- 1	NON-CONFERENCE	0- 1	0- 1	9- 1				
6- 0	0- 0	0- 0	HOME	0- 0	0- 0	6- 0				
3- 4	0- 0	0- 1	AWAY	0- 1	0- 1	3- 1				
0- 0	0- 0	0- 0	NEUTRAL	0- 0	0- 0	0- 0				
7- 9	0- 2	0- 1	CONFERENCE	0- 4	2- 0	5- 2				
4- 4	0- 2	0- 0	HOME	0- 1	1- 0	3- 1				
3- 5	0- 0	0- 1	AWAY	0- 3	1- 0	2- 1				
0- 0	0- 0	0- 0	NEUTRAL	0- 0	0- 0	0- 0				

RPI	S	Opponent	Score	RPI	S	Opponent	Score	RPI	S	Opponent	Score	RPI	S	Opponent	Score	Team's RPI: 129
14	H	Dayton	56 75	35	A	Ohio St.	86 96	80	A	Fordham	51 60	124	H	Rhode Island	64 48	
18	H	George Washington	57 65	48	A	Duquesne	47 83	81	A	Liberty	53 69	146	A	St. Bonaventure	61 51	
								91	A	Saint Joseph's	46 63	148	A	Old Dominion	44 66	
								93	A	Richmond	63 67	162	A	Saint Louis	59 54	
								93	H	Richmond	49 55	171	H	High Point	81 59	
												174	A	William & Mary	48 56	
												176	H	La Salle	65 74	
												192	H	Massachusetts	65 43	
												200	H	N.C. A&T	60 51	
												209	H	Tex.-Pan American	64 43	
												232	A	UNCW	59 53	
												233	A	George Mason	79 86	
												233	H	George Mason	70 66	
												240	H	Presbyterian	55 36	
												254	A	Davidson	66 63	
												254	H	Davidson	62 53	
												312	H	UNC Greensboro	80 73	
												325	A	UMES	72 50	
												333	H	Wagner	84 75	
												340	A	Coppin St.	63 52	
LAST 12 Division I GAMES:																
93	H	Richmond	49 55	93	A	Richmond	63 67									
254	A	Davidson	66 63	176	H	La Salle	65 74									
192	H	Massachusetts	65 43	233	H	George Mason	70 66									
18	H	George Washington	57 65	14	H	Dayton	56 75									
233	A	George Mason	79 86	146	A	St. Bonaventure	61 51									
48	A	Duquesne	47 83	80	A	Fordham	51 60									

Non-Div I Games:

VCU

■ Loss,
 ■ Non-Conf,
 ■ S Site,
 ■ H Home
 ■ A Away
 N Neutral

Valparaiso

Through Games Of March 1, 2015

Average RPI Win:	245	WON-LOST	WINNING	LAST 10	STRENGTH OF	OPP. STRENGTH	TEAM	ADJ.	CONF.	ADJ CONF.
Average RPI Loss:	130	RECORD	PCT. RANK	GAMES	SCHEDULE	OF SCHEDULE	RPI	RPI	RPI	RPI
DIV. I ONLY	5- 21	318	2- 8	79	181	268	268	12	12	
DIV. I NON-CONF.	3- 9	281	0- 0	99	174	237	237	13	13	
TOTALS	RPI 1-25	RPI 26-50	W-L RECORDS	RPI 51-100	RPI 101-150	RPI 150+				
5- 21	0- 3	0- 1	OVERALL	0- 6	1- 3	4- 8				
3- 11	0- 2	0- 1	HOME	0- 3	1- 2	2- 3				
2- 10	0- 1	0- 0	AWAY	0- 3	0- 1	2- 5				
0- 0	0- 0	0- 0	NEUTRAL	0- 0	0- 0	0- 0				
3- 9	0- 1	0- 1	NON-CONFERENCE	0- 3	1- 1	2- 3				
2- 4	0- 1	0- 1	HOME	0- 1	1- 1	1- 0				
1- 5	0- 0	0- 0	AWAY	0- 2	0- 0	1- 3				
0- 0	0- 0	0- 0	NEUTRAL	0- 0	0- 0	0- 0				
2- 12	0- 2	0- 0	CONFERENCE	0- 3	0- 2	2- 5				
1- 7	0- 1	0- 0	HOME	0- 2	0- 1	1- 3				
1- 5	0- 1	0- 0	AWAY	0- 1	0- 1	1- 2				
0- 0	0- 0	0- 0	NEUTRAL	0- 0	0- 0	0- 0				

RPI	S	Opponent	Score	RPI	S	Opponent	Score	RPI	S	Opponent	Score	RPI	S	Opponent	Score	Team's RPI: 268
8	H	Louisville	59 86	41	H	Stetson	62 73	69	H	Youngstown St.	69 87	114	H	Tulsa	63 87	
22	A	Green Bay	45 87					76	A	South Dakota	62 81	118	A	Cleveland St.	62 69	
22	H	Green Bay	52 67					79	A	Akron	65 100	118	H	Cleveland St.	70 77	
								95	A	Wright St.	66 95	132	H	Butler	91 57	
								95	H	Wright St.	62 80	158	A	Indiana	49 81	
								98	H	Illinois	58 80	173	A	SIUE	65 77	
												204	A	Ill.-Chicago	42 60	
												204	H	Ill.-Chicago	56 86	
												235	A	Detroit	74 68	
												235	H	Detroit	57 78	
												236	H	Oakland	54 71	
												249	A	Northern Ill.	65 50	
												276	A	Milwaukee	79 90	
												276	H	Milwaukee	69 56	
												283	A	Miami (OH)	59 82	
												334	H	Tennessee Tech	79 61	
LAST 12 Division I GAMES:																
235	H	Detroit	57 78	235	A	Detroit	74 68									
118	H	Cleveland St.	70 77	22	H	Green Bay	52 67									
69	H	Youngstown St.	69 87	204	A	Ill.-Chicago	42 60									
22	A	Green Bay	45 87	276	A	Milwaukee	79 90									
276	H	Milwaukee	69 56	95	H	Wright St.	62 80									
95	A	Wright St.	66 95	236	H	Oakland	54 71									

Non-Div I Games: Purdue-Calumet 109 81

Valparaiso

Loss, Non-Conf, S Site, H Home A Away N Neutral

Vanderbilt

Through Games Of March 1, 2015

Average RPI Win:	118	WON-LOST	WINNING	LAST 10	STRENGTH OF	OPP. STRENGTH	TEAM	ADJ.	CONF.	ADJ CONF.
Average RPI Loss:	60	RECORD	PCT. RANK	GAMES	SCHEDULE	OF SCHEDULE	RPI	RPI	RPI	RPI
DIV. I ONLY	13- 15	196	3- 7	4	18	62	62	2	2	
DIV. I NON-CONF.	8- 4	92	0- 0	19	36	42	42	4	4	
TOTALS	RPI 1-25	RPI 26-50	W-L RECORDS	RPI 51-100	RPI 101-150	RPI 150+				
13- 15	2- 7	3- 2	OVERALL	1- 3	3- 1	4- 2				
8- 6	2- 3	2- 0	HOME	1- 1	0- 1	3- 1				
4- 7	0- 2	0- 2	AWAY	0- 2	3- 0	1- 1				
1- 2	0- 2	1- 0	NEUTRAL	0- 0	0- 0	0- 0				
8- 4	2- 3	1- 0	NON-CONFERENCE	0- 0	2- 0	3- 1				
5- 1	2- 1	0- 0	HOME	0- 0	0- 0	3- 0				
2- 1	0- 0	0- 0	AWAY	0- 0	2- 0	0- 1				
1- 2	0- 2	1- 0	NEUTRAL	0- 0	0- 0	0- 0				
5- 11	0- 4	2- 2	CONFERENCE	1- 3	1- 1	1- 1				
3- 5	0- 2	2- 0	HOME	1- 1	0- 1	0- 1				
2- 6	0- 2	0- 2	AWAY	0- 2	1- 0	1- 0				
0- 0	0- 0	0- 0	NEUTRAL	0- 0	0- 0	0- 0				

RPI 1-25				RPI 26-50				RPI 51-100				RPI 101+			
RPI	S	Opponent	Score	RPI	S	Opponent	Score	RPI	S	Opponent	Score	RPI	S	Opponent	Score
2	A	Tennessee	49 79	26	A	Mississippi St.	44 69	65	A	Georgia	53 64	107	A	Elon	66 50
2	H	Tennessee	49 57	26	H	Mississippi St.	78 62	71	A	LSU	44 64	142	A	Wisconsin	67 58
4	A	South Carolina	59 89	28	A	Texas A&M	61 75	96	H	Missouri	51 54	147	A	Florida	76 75
5	N	UConn	52 91	39	N	Minnesota	71 54	97	H	Ole Miss	58 54	147	H	Florida	58 67
9	H	Kentucky	68 82	46	H	Arkansas	55 53					154	H	Auburn	58 70
14	H	Dayton	67 71									162	H	Saint Louis	75 57
17	N	Arizona St.	67 72									183	A	Alabama	55 52
22	H	Green Bay	68 64									191	H	Belmont	65 58
25	H	James Madison	66 62									253	A	Marquette	67 80
												349	H	Mississippi Val.	63 37
LAST 12 Division I GAMES:															
		2	A	Tennessee	49	79				97	H	Ole Miss	58	54	
		154	H	Auburn	58	70				147	H	Florida	58	67	
		96	H	Missouri	51	54				26	A	Mississippi St.	44	69	
		147	A	Florida	76	75				183	A	Alabama	55	52	
		4	A	South Carolina	59	89				46	H	Arkansas	55	53	
		9	H	Kentucky	68	82				65	A	Georgia	53	64	

Non-Div I Games: Ala.-Huntsville 74 51

Vanderbilt

Loss, Non-Conf, S Site, H Home A Away N Neutral

Average RPI Win: 258 Average RPI Loss: 171				WON-LOST	WINNING	LAST 10	STRENGTH OF	OPP. STRENGTH	TEAM	ADJ.	CONF.	ADJ CONF.
				RECORD	PCT. RANK	GAMES	SCHEDULE	OF SCHEDULE	RPI	RPI	RPI	RPI
DIV. I ONLY				5- 23	322	2- 8	183	251	303	303	23	23
DIV. I NON-CONF.				3- 9	281	0- 0	158	249	274	274	23	23
TOTALS				RPI 1-25	RPI 26-50	W-L RECORDS	RPI 51-100	RPI 101-150	RPI 150+			
5- 23				0- 1	0- 1	OVERALL	0- 4	0- 2	5- 15			
3- 11				0- 0	0- 0	HOME	0- 2	0- 1	3- 8			
2- 12				0- 1	0- 1	AWAY	0- 2	0- 1	2- 7			
0- 0				0- 0	0- 0	NEUTRAL	0- 0	0- 0	0- 0			
3- 9				0- 1	0- 1	NON-CONFERENCE	0- 0	0- 2	3- 5			
2- 4				0- 0	0- 0	HOME	0- 0	0- 1	2- 3			
1- 5				0- 1	0- 1	AWAY	0- 0	0- 1	1- 2			
0- 0				0- 0	0- 0	NEUTRAL	0- 0	0- 0	0- 0			
2- 14				0- 0	0- 0	CONFERENCE	0- 4	0- 0	2- 10			
1- 7				0- 0	0- 0	HOME	0- 2	0- 0	1- 5			
1- 7				0- 0	0- 0	AWAY	0- 2	0- 0	1- 5			
0- 0				0- 0	0- 0	NEUTRAL	0- 0	0- 0	0- 0			

RPI 1-25				RPI 26-50				RPI 51-100				RPI 101+				Team's RPI: 303	
RPI	S	Opponent	Score	RPI	S	Opponent	Score	RPI	S	Opponent	Score	RPI	S	Opponent	Score		
22	A	Green Bay	40 60	29	A	Syracuse	63 94	82	A	Albany (NY)	48 76	117	H	Cornell	87 90		
								82	H	Albany (NY)	48 89	150	A	Central Conn. St.	75 77		
								83	A	Maine	46 74	152	H	Dartmouth	68 63		
								83	H	Maine	54 57	155	H	Bryant	55 72		
												170	A	Hartford	49 60		
												170	H	Hartford	46 62		
												178	A	Stony Brook	38 60		
												178	H	Stony Brook	62 74		
												196	H	Delaware	46 68		
												199	A	Sacred Heart	66 76		
												201	A	New Hampshire	63 60		
												201	H	New Hampshire	56 64		
												215	H	Brown	76 81		
												224	A	UMass Lowell	63 72		
												224	H	UMass Lowell	64 72		
												270	A	UMBC	64 71		
												270	H	UMBC	61 68		
												280	A	St. Francis Brooklyn	63 61		
												313	A	Boston U.	61 66		
												324	A	Binghamton	62 73		
												324	H	Binghamton	72 66		
												333	H	Wagner	82 75		
LAST 12 Division I GAMES:																	
				82	A	Albany (NY)	48 76	178	H	Stony Brook	62 74						
				224	H	UMass Lowell	64 72	170	A	Hartford	49 60						
				83	H	Maine	54 57	82	H	Albany (NY)	48 89						
				270	A	UMBC	64 71	224	A	UMass Lowell	63 72						
				201	A	New Hampshire	63 60	83	A	Maine	46 74						
				324	H	Binghamton	72 66	270	H	UMBC	61 68						

Non-Div I Games:

Vermont

Loss, Non-Conf, S Site, H Home A Away N Neutral

Average RPI Win:	172	WON-LOST	WINNING	LAST 10	STRENGTH OF	OPP. STRENGTH	TEAM	ADJ.	CONF.	ADJ CONF.
Average RPI Loss:	87	RECORD	PCT. RANK	GAMES	SCHEDULE	OF SCHEDULE	RPI	RPI	RPI	RPI
DIV. I ONLY	18- 12	106	7- 3	72	71	77	77	10	10	
DIV. I NON-CONF.	6- 6	158	1- 0	51	20	83	83	9	9	
TOTALS	RPI 1-25	RPI 26-50	W-L RECORDS	RPI 51-100	RPI 101-150	RPI 150+				
18- 12	0- 2	1- 4	OVERALL	5- 3	2- 1	10- 2				
11- 2	0- 0	1- 1	HOME	3- 0	2- 0	5- 1				
6- 7	0- 1	0- 2	AWAY	2- 2	0- 1	4- 1				
1- 3	0- 1	0- 1	NEUTRAL	0- 1	0- 0	1- 0				
6- 6	0- 2	0- 1	NON-CONFERENCE	2- 2	1- 0	3- 1				
3- 1	0- 0	0- 0	HOME	1- 0	1- 0	1- 1				
2- 2	0- 1	0- 0	AWAY	1- 1	0- 0	1- 0				
1- 3	0- 1	0- 1	NEUTRAL	0- 1	0- 0	1- 0				
12- 6	0- 0	1- 3	CONFERENCE	3- 1	1- 1	7- 1				
8- 1	0- 0	1- 1	HOME	2- 0	1- 0	4- 0				
4- 5	0- 0	0- 2	AWAY	1- 1	0- 1	3- 1				
0- 0	0- 0	0- 0	NEUTRAL	0- 0	0- 0	0- 0				

RPI 1-25				RPI 26-50				RPI 51-100				Team's RPI: 77	RPI 101+			
RPI	S	Opponent	Score	RPI	S	Opponent	Score	RPI	S	Opponent	Score	RPI	S	Opponent	Score	
17	N	Arizona St.	46 51	27	N	South Fla.	56 57	55	A	Penn	70 44	131	H	Temple	64 59	
19	A	Chattanooga	45 49	40	A	Seton Hall	62 64	70	H	North Carolina St.	74 65	132	A	Butler	58 72	
				40	H	Seton Hall	56 59	84	N	Georgia Tech	63 71	132	H	Butler	63 52	
				49	A	DePaul	47 49	85	A	Creighton	65 61	176	H	La Salle	70 36	
				49	H	DePaul	79 76	85	H	Creighton	61 53	187	A	Xavier	54 34	
								88	A	St. John's (NY)	51 56	187	H	Xavier	64 48	
								88	H	St. John's (NY)	81 69	199	H	Sacred Heart	49 72	
								91	A	Saint Joseph's	54 58	227	A	Cal St. Fullerton	50 43	
												253	A	Marquette	75 59	
												253	H	Marquette	68 48	
												256	A	Providence	49 51	
												256	H	Providence	71 62	
												281	N	Col. of Charleston	60 41	
												292	A	Georgetown	64 48	
												292	H	Georgetown	69 57	
LAST 12 Division I GAMES:																
				85	H	Creighton	61 53					292	A	Georgetown	64 48	
				256	H	Providence	71 62					49	A	DePaul	47 49	
				40	A	Seton Hall	62 64					253	A	Marquette	75 59	
				88	A	St. John's (NY)	51 56					88	H	St. John's (NY)	81 69	
				187	H	Xavier	64 48					40	H	Seton Hall	56 59	
				132	H	Butler	63 52					55	A	Penn	70 44	

Non-Div I Games:

Villanova

■ Loss,
 ■ Non-Conf,
 ■ S Site,
 ■ H Home
 ■ A Away
 N Neutral

Virginia

Through Games Of March 1, 2015

Average RPI Win:	181	WON-LOST	WINNING	LAST 10	STRENGTH OF	OPP. STRENGTH	TEAM	ADJ.	CONF.	ADJ CONF.
Average RPI Loss:	60	RECORD	PCT. RANK	GAMES	SCHEDULE	OF SCHEDULE	RPI	RPI	RPI	RPI
DIV. I ONLY	17- 12	117	5- 5	95	46	100	100	3	3	
DIV. I NON-CONF.	10- 3	52	2- 0	304	177	144	144	3	3	
TOTALS	RPI 1-25	RPI 26-50	W-L RECORDS	RPI 51-100	RPI 101-150	RPI 150+				
17- 12	1- 5	1- 2	OVERALL	3- 3	1- 1	11- 1				
13- 4	1- 2	1- 0	HOME	3- 1	1- 0	7- 1				
4- 7	0- 3	0- 2	AWAY	0- 2	0- 0	4- 0				
0- 1	0- 0	0- 0	NEUTRAL	0- 0	0- 1	0- 0				
10- 3	0- 0	1- 0	NON-CONFERENCE	2- 1	0- 1	7- 1				
8- 1	0- 0	1- 0	HOME	2- 0	0- 0	5- 1				
2- 1	0- 0	0- 0	AWAY	0- 1	0- 0	2- 0				
0- 1	0- 0	0- 0	NEUTRAL	0- 0	0- 1	0- 0				
7- 9	1- 5	0- 2	CONFERENCE	1- 2	1- 0	4- 0				
5- 3	1- 2	0- 0	HOME	1- 1	1- 0	2- 0				
2- 6	0- 3	0- 2	AWAY	0- 1	0- 0	2- 0				
0- 0	0- 0	0- 0	NEUTRAL	0- 0	0- 0	0- 0				

RPI 1-25				RPI 26-50				RPI 51-100 Team's RPI: 100				RPI 101+			
RPI	S	Opponent	Score	RPI	S	Opponent	Score	RPI	S	Opponent	Score	RPI	S	Opponent	Score
1	A	Notre Dame	54 75	29	A	Syracuse	58 70	59	H	St. Mary's (CA)	62 49	104	N	Toledo	62 64
8	A	Louisville	55 67	33	A	Pittsburgh	63 68	61	H	Drexel	72 66	105	H	Boston College	68 56
8	H	Louisville	75 59	35	H	Ohio St.	87 82	70	H	North Carolina St.	71 63	154	H	Auburn	66 51
10	H	Florida St.	56 65					78	A	Miami (FL)	58 67	185	A	Clemson	77 72
12	A	North Carolina	70 72					84	H	Georgia Tech	62 68	187	A	Xavier	71 62
13	H	Duke	45 71					98	A	Illinois	63 86	195	H	Radford	75 47
												207	H	Wake Forest	72 70
												223	A	Virginia Tech	62 47
												223	H	Virginia Tech	73 59
												254	H	Davidson	57 67
												335	A	FIU	74 61
												342	H	Longwood	91 49
												343	H	Howard	74 53
												347	H	Delaware St.	100 62
LAST 12 Division I GAMES:															
335	A	FIU	74 61	10	H	Florida St.	56 65								
61	H	Drexel	72 66	13	H	Duke	45 71								
8	H	Louisville	75 59	1	A	Notre Dame	54 75								
12	A	North Carolina	70 72	185	A	Clemson	77 72								
223	H	Virginia Tech	73 59	70	H	North Carolina St.	71 63								
33	A	Pittsburgh	63 68	84	H	Georgia Tech	62 68								

Non-Div I Games:

Virginia

■ Loss,
 ■ Non-Conf, S Site,
 ■ Home
 ■ Away
 N Neutral

Average RPI Win:	245	WON-LOST	WINNING	LAST 10	STRENGTH OF	OPP. STRENGTH	TEAM	ADJ.	CONF.	ADJ CONF.
Average RPI Loss:	77	RECORD	PCT. RANK	GAMES	SCHEDULE	OF SCHEDULE	RPI	RPI	RPI	RPI
DIV. I ONLY	10- 19	260	1- 9	60	70	223	223	3	3	
DIV. I NON-CONF.	9- 4	84	0- 0	241	327	169	169	3	3	
TOTALS	RPI 1-25	RPI 26-50	W-L RECORDS	RPI 51-100	RPI 101-150	RPI 150+				
10- 19	0- 5	0- 3	OVERALL	0- 6	2- 3	8- 2				
9- 9	0- 4	0- 2	HOME	0- 2	2- 1	7- 0				
1- 10	0- 1	0- 1	AWAY	0- 4	0- 2	1- 2				
0- 0	0- 0	0- 0	NEUTRAL	0- 0	0- 0	0- 0				
9- 4	0- 0	0- 1	NON-CONFERENCE	0- 0	2- 2	7- 1				
8- 2	0- 0	0- 1	HOME	0- 0	2- 1	6- 0				
1- 2	0- 0	0- 0	AWAY	0- 0	0- 1	1- 1				
0- 0	0- 0	0- 0	NEUTRAL	0- 0	0- 0	0- 0				
1- 15	0- 5	0- 2	CONFERENCE	0- 6	0- 1	1- 1				
1- 7	0- 4	0- 1	HOME	0- 2	0- 0	1- 0				
0- 8	0- 1	0- 1	AWAY	0- 4	0- 1	0- 1				
0- 0	0- 0	0- 0	NEUTRAL	0- 0	0- 0	0- 0				

RPI 1-25				RPI 26-50				RPI 51-100				RPI 101+ Team's RPI: 223			
RPI	S	Opponent	Score	RPI	S	Opponent	Score	RPI	S	Opponent	Score	RPI	S	Opponent	Score
1	H	Notre Dame	50 74	29	H	Syracuse	51 59	70	A	North Carolina St.	59 73	103	H	Hofstra	60 43
8	H	Louisville	49 69	33	A	Pittsburgh	35 53	78	A	Miami (FL)	39 42	105	A	Boston College	47 49
10	H	Florida St.	44 59	34	H	Northwestern	45 70	78	H	Miami (FL)	45 62	112	H	East Tenn. St.	72 65
12	H	North Carolina	52 74					84	A	Georgia Tech	71 79	147	A	Florida	44 73
13	A	Duke	40 65					100	A	Virginia	59 73	148	H	Old Dominion	62 69
								100	H	Virginia	47 62	185	A	Clemson	54 63
												195	H	Radford	73 60
												207	H	Wake Forest	76 59
												233	A	George Mason	69 77
												256	A	Providence	72 69
												271	H	Norfolk St.	60 49
												298	H	Western Caro.	79 58
												325	H	UMES	63 41
												337	H	N.C. Central	80 44
												342	H	Longwood	74 42
LAST 12 Division I GAMES:															
105	A	Boston College	47 49	78	A	Miami (FL)	39 42								
100	A	Virginia	59 73	84	A	Georgia Tech	71 79								
8	H	Louisville	49 69	1	H	Notre Dame	50 74								
29	H	Syracuse	51 59	207	H	Wake Forest	76 59								
33	A	Pittsburgh	35 53	10	H	Florida St.	44 59								
12	H	North Carolina	52 74	13	A	Duke	40 65								

Non-Div I Games:

Virginia Tech

■ Loss,
 ■ Non-Conf,
 ■ S Site,
 ■ H Home
 ■ A Away
 N Neutral

W
a
g
n
e
rW
a
g
n
e
r

Wagner

Page 335

Wake Forest

Through Games Of March 1, 2015

Average RPI Win:	221	WON-LOST	WINNING	LAST 10	STRENGTH OF	OPP. STRENGTH	TEAM	ADJ.	CONF.	ADJ CONF.
Average RPI Loss:	65	RECORD	PCT. RANK	GAMES	SCHEDULE	OF SCHEDULE	RPI	RPI	RPI	RPI
DIV. I ONLY	11- 19	249	2- 8	62	48	207	207	3	3	
DIV. I NON-CONF.	9- 5	102	0- 0	246	199	181	181	3	3	
TOTALS	RPI 1-25	RPI 26-50	W-L RECORDS	RPI 51-100	RPI 101-150	RPI 150+				
11- 19	0- 7	0- 2	OVERALL	2- 7	1- 1	8- 2				
9- 8	0- 2	0- 1	HOME	2- 3	0- 1	7- 1				
0- 10	0- 4	0- 1	AWAY	0- 4	0- 0	0- 1				
2- 1	0- 1	0- 0	NEUTRAL	0- 0	1- 0	1- 0				
9- 5	0- 1	0- 0	NON-CONFERENCE	1- 3	1- 0	7- 1				
7- 2	0- 0	0- 0	HOME	1- 1	0- 0	6- 1				
0- 2	0- 0	0- 0	AWAY	0- 2	0- 0	0- 0				
2- 1	0- 1	0- 0	NEUTRAL	0- 0	1- 0	1- 0				
2- 14	0- 6	0- 2	CONFERENCE	1- 4	0- 1	1- 1				
2- 6	0- 2	0- 1	HOME	1- 2	0- 1	1- 0				
0- 8	0- 4	0- 1	AWAY	0- 2	0- 0	0- 1				
0- 0	0- 0	0- 0	NEUTRAL	0- 0	0- 0	0- 0				

RPI	S	Opponent	Score	RPI	S	Opponent	Score	RPI	S	Opponent	Score	RPI	S	Opponent	Score	Team's RPI: 207
1	A	Notre Dame	63 92	29	A	Syracuse	62 73	57	A	Michigan	69 83	101	N	Montana	73 60	
8	H	Louisville	68 79	33	H	Pittsburgh	41 65	58	H	American	77 64	105	H	Boston College	74 75	
10	A	Florida St.	80 110					70	A	North Carolina St.	55 71	185	H	Clemson	64 62	
12	A	North Carolina	45 83					70	H	North Carolina St.	70 78	203	N	Charlotte	65 58	
13	A	Duke	63 70					78	H	Miami (FL)	60 59	205	H	Arizona	69 72	
13	H	Duke	53 70					84	H	Georgia Tech	60 67	223	A	Virginia Tech	59 76	
16	N	Princeton	55 72					93	A	Richmond	72 79	241	H	Towson	74 64	
								96	H	Missouri	64 79	253	H	Marquette	89 77	
								100	A	Virginia	70 72	298	H	Western Caro.	77 59	
												334	H	Tennessee Tech	89 62	
												340	H	Coppin St.	65 54	
												342	H	Longwood	64 60	
LAST 12 Division I GAMES:																
84	H	Georgia Tech	60 67	13	H	Duke	53 70									
78	H	Miami (FL)	60 59	1	A	Notre Dame	63 92									
12	A	North Carolina	45 83	185	H	Clemson	64 62									
33	H	Pittsburgh	41 65	10	A	Florida St.	80 110									
105	H	Boston College	74 75	223	A	Virginia Tech	59 76									
70	A	North Carolina St.	55 71	70	H	North Carolina St.	70 78									

Non-Div I Games:

Wake Forest

■ Loss,
■ Non-Conf,
■ S Site,
■ H Home
■ A Away
N Neutral

Average RPI Win:	141	WON-LOST	WINNING	LAST 10	STRENGTH OF	OPP. STRENGTH	TEAM	ADJ.	CONF.	ADJ CONF.
Average RPI Loss:	53	RECORD	PCT. RANK	GAMES	SCHEDULE	OF SCHEDULE	RPI	RPI	RPI	RPI
DIV. I ONLY	22- 8	41	6- 4	44	41	30	30	5	5	
DIV. I NON-CONF.	11- 1	11	0- 0	115	86	18	18	5	5	
TOTALS	RPI 1-25	RPI 26-50	W-L RECORDS	RPI 51-100	RPI 101-150	RPI 150+				
22- 8	3- 6	1- 0	OVERALL	4- 1	4- 0	10- 1				
11- 2	2- 1	1- 0	HOME	3- 1	2- 0	3- 0				
8- 6	0- 5	0- 0	AWAY	1- 0	2- 0	5- 1				
3- 0	1- 0	0- 0	NEUTRAL	0- 0	0- 0	2- 0				
11- 1	1- 1	1- 0	NON-CONFERENCE	1- 0	2- 0	6- 0				
4- 0	0- 0	1- 0	HOME	1- 0	1- 0	1- 0				
4- 1	0- 1	0- 0	AWAY	0- 0	1- 0	3- 0				
3- 0	1- 0	0- 0	NEUTRAL	0- 0	0- 0	2- 0				
11- 7	2- 5	0- 0	CONFERENCE	3- 1	2- 0	4- 1				
7- 2	2- 1	0- 0	HOME	2- 1	1- 0	2- 0				
4- 5	0- 4	0- 0	AWAY	1- 0	1- 0	2- 1				
0- 0	0- 0	0- 0	NEUTRAL	0- 0	0- 0	0- 0				

RPI 1-25				RPI 26-50				Team's RPI: 30	RPI 51-100				RPI 101+			
RPI	S	Opponent	Score	RPI	S	Opponent	Score		RPI	S	Opponent	Score	RPI	S	Opponent	Score
10	N	Florida St.	80 68	28	H	Texas A&M	70 49		74	A	Washington St.	83 43	111	H	Yale	81 51
11	A	Oregon St.	67 75						74	H	Washington St.	72 83	113	A	Colorado	79 67
11	H	Oregon St.	76 67						76	H	South Dakota	96 82	113	H	Colorado	85 82
17	A	Arizona St.	48 62						90	H	Southern California	60 48	141	A	UC Riverside	74 71
20	A	Stanford	69 82						94	H	UCLA	74 61	159	N	Furman	101 69
20	H	Stanford	56 60										166	A	Oregon	91 69
21	A	Oklahoma	80 90										166	H	Oregon	70 55
24	A	California	58 82										170	N	Hartford	81 70
24	H	California	79 77										205	A	Arizona	79 69
LAST 12 Division I GAMES:																
				94	H	UCLA	74 61		166	H	Oregon	70 55				
				90	H	Southern California	60 48		11	H	Oregon St.	76 67				
				74	A	Washington St.	83 43		20	A	Stanford	69 82				
				74	H	Washington St.	72 83		24	A	California	58 82				
				113	A	Colorado	79 67		238	H	Utah	63 51				
				238	A	Utah	61 69		113	H	Colorado	85 82				

Non-Div I Games:

Washington

Average RPI Win:	162	WON-LOST	WINNING	LAST 10	STRENGTH OF	OPP. STRENGTH	TEAM	ADJ.	CONF.	ADJ CONF.
Average RPI Loss:	48	RECORD	PCT. RANK	GAMES	SCHEDULE	OF SCHEDULE	RPI	RPI	RPI	RPI
DIV. I ONLY	16- 13	150	3- 7	39	26	74	74	5	5	
DIV. I NON-CONF.	9- 2	35	0- 0	98	45	39	39	5	5	
TOTALS	RPI 1-25	RPI 26-50	W-L RECORDS	RPI 51-100	RPI 101-150	RPI 150+				
16- 13	2- 7	2- 2	OVERALL	1- 2	2- 1	9- 1				
7- 7	1- 3	0- 2	HOME	1- 1	1- 0	4- 1				
8- 5	0- 4	2- 0	AWAY	0- 0	1- 1	5- 0				
1- 1	1- 0	0- 0	NEUTRAL	0- 1	0- 0	0- 0				
9- 2	2- 0	1- 1	NON-CONFERENCE	0- 1	1- 0	5- 0				
4- 1	1- 0	0- 1	HOME	0- 0	0- 0	3- 0				
4- 0	0- 0	1- 0	AWAY	0- 0	1- 0	2- 0				
1- 1	1- 0	0- 0	NEUTRAL	0- 1	0- 0	0- 0				
7- 11	0- 7	1- 1	CONFERENCE	1- 1	1- 1	4- 1				
3- 6	0- 3	0- 1	HOME	1- 1	1- 0	1- 1				
4- 5	0- 4	1- 0	AWAY	0- 0	0- 1	3- 0				
0- 0	0- 0	0- 0	NEUTRAL	0- 0	0- 0	0- 0				

RPI 1-25				RPI 26-50				RPI 51-100 Team's RPI: 74				RPI 101+			
RPI	S	Opponent	Score	RPI	S	Opponent	Score	RPI	S	Opponent	Score	RPI	S	Opponent	Score
6	N	Maryland	70 64	30	A	Washington	83 72	57	N	Michigan	64 76	109	A	Hampton	74 60
11	A	Oregon St.	70 73	30	H	Washington	43 83	90	H	Southern California	68 62	113	A	Colorado	51 72
11	H	Oregon St.	56 61	36	H	Nebraska	61 82	94	H	UCLA	69 74	113	H	Colorado	73 68
14	H	Dayton	76 60	38	A	Gonzaga	59 58					166	A	Oregon	79 76
17	A	Arizona St.	64 78									166	H	Oregon	69 70
20	A	Stanford	56 75									186	H	Montana St.	82 61
20	H	Stanford	76 86									205	A	Arizona	81 70
24	A	California	54 57									237	H	Idaho St.	84 34
24	H	California	62 70									238	A	Utah	61 52
												238	H	Utah	63 54
												275	A	Loyola Marymount	87 60
												311	H	Seattle	82 62
												330	A	UC Santa Barbara	81 55
LAST 12 Division I GAMES:															
90	H	Southern California	68 62	11	H	Oregon St.	56 61								
94	H	UCLA	69 74	166	H	Oregon	69 70								
30	H	Washington	43 83	24	A	California	54 57								
30	A	Washington	83 72	20	A	Stanford	56 75								
238	A	Utah	61 52	113	H	Colorado	73 68								
113	A	Colorado	51 72	238	H	Utah	63 54								

Non-Div I Games:

Washington St.

■ Loss,
 ■ Non-Conf,
 ■ S Site,
 ■ H Home
 ■ A Away
 N Neutral

RPI 1-25				RPI 26-50				RPI 51-100				RPI 101+				Team's RPI: 252	
RPI	S	Opponent	Score	RPI	S	Opponent	Score	RPI	S	Opponent	Score	RPI	S	Opponent	Score		
				45	H	Oklahoma St.	49 55	51	H	San Diego	50 59	101	A	Montana	43 53		
								75	A	BYU	53 64	101	H	Montana	60 64		
												123	A	New Mexico St.	100 97		
												133	N	Eastern Mich.	42 57		
												140	A	Sacramento St.	65 108		
												143	H	Eastern Wash.	55 69		
												151	H	Northern Colo.	59 52		
												164	H	North Dakota	54 57		
												186	A	Montana St.	54 62		
												186	H	Montana St.	49 60		
												202	H	Idaho	60 67		
												227	H	Cal St. Fullerton	68 70		
												237	A	Idaho St.	56 63		
												237	H	Idaho St.	63 57		
												239	A	Southern Utah	50 48		
												239	H	Southern Utah	60 39		
												266	A	Northern Ariz.	52 56		
												266	H	Northern Ariz.	66 53		
												307	A	Portland St.	60 51		
												309	H	Denver	65 63		
												326	A	Utah Valley	40 61		
												345	A	Air Force	71 53		
LAST 12 Division I GAMES:																	
				237	A	Idaho St.	56 63	151	H	Northern Colo.	59 52						
				101	H	Montana	60 64	164	H	North Dakota	54 57						
				186	H	Montana St.	49 60	140	A	Sacramento St.	65 108						
				266	A	Northern Ariz.	52 56	307	A	Portland St.	60 51						
				239	A	Southern Utah	50 48	239	H	Southern Utah	60 39						
				237	H	Idaho St.	63 57	266	H	Northern Ariz.	66 53						

Non-Div I Games:	Bristol	94	48	Montana Western	77	31
------------------	---------	----	----	-----------------	----	----

Page 339

West Virginia

Through Games Of March 1, 2015

Average RPI Win:	152	WON-LOST	WINNING	LAST 10	STRENGTH OF	OPP. STRENGTH	TEAM	ADJ.	CONF.	ADJ CONF.
Average RPI Loss:	51	RECORD	PCT. RANK	GAMES	SCHEDULE	OF SCHEDULE	RPI	RPI	RPI	RPI
DIV. I ONLY	17- 12	117	5- 5	34	51	65	65	1	1	
DIV. I NON-CONF.	10- 2	31	0- 0	185	281	58	58	1	1	
TOTALS	RPI 1-25	RPI 26-50	W-L RECORDS	RPI 51-100	RPI 101-150	RPI 150+				
17- 12	2- 4	4- 4	OVERALL	2- 1	2- 3	7- 0				
14- 3	2- 1	3- 1	HOME	2- 0	1- 1	6- 0				
2- 9	0- 3	1- 3	AWAY	0- 1	0- 2	1- 0				
1- 0	0- 0	0- 0	NEUTRAL	0- 0	1- 0	0- 0				
10- 2	0- 0	2- 2	NON-CONFERENCE	0- 0	1- 0	7- 0				
8- 0	0- 0	2- 0	HOME	0- 0	0- 0	6- 0				
1- 2	0- 0	0- 2	AWAY	0- 0	0- 0	1- 0				
1- 0	0- 0	0- 0	NEUTRAL	0- 0	1- 0	0- 0				
7- 10	2- 4	2- 2	CONFERENCE	2- 1	1- 3	0- 0				
6- 3	2- 1	1- 1	HOME	2- 0	1- 1	0- 0				
1- 7	0- 3	1- 1	AWAY	0- 1	0- 2	0- 0				
0- 0	0- 0	0- 0	NEUTRAL	0- 0	0- 0	0- 0				

RPI S Opponent	Score	RPI S Opponent	Score	RPI S Opponent	Score	RPI S Opponent	Score
3 A Baylor	51 79	26 A Mississippi St.	61 74	63 A TCU	63 73	102 A Kansas	59 65
3 H Baylor	62 66	35 A Ohio St.	54 96	63 H TCU	76 71	102 H Kansas	59 56
21 A Oklahoma	60 71	40 H Seton Hall	89 87	73 H Kansas St.	63 51	121 A Texas Tech	57 73
21 H Oklahoma	78 69	43 A Iowa St.	43 61			121 H Texas Tech	45 55
23 A Texas	55 61	43 H Iowa St.	54 52			138 N Marshall	69 56
23 H Texas	76 69	45 A Oklahoma St.	61 49			175 H Fairfield	67 53
		45 H Oklahoma St.	46 52			246 H Evansville	83 39
		48 H Duquesne	79 60			284 H Eastern Ky.	67 42
						304 A Fairleigh Dickinson	80 52
						315 H IPFW	82 48
						320 H Saint Francis (PA)	101 46
						340 H Coppin St.	83 43
LAST 12 Division I GAMES:							
23 H Texas	76 69	43 A Iowa St.	43 61				
63 A TCU	63 73	63 H TCU	76 71				
43 H Iowa St.	54 52	21 H Oklahoma	78 69				
45 H Oklahoma St.	46 52	121 A Texas Tech	57 73				
3 A Baylor	51 79	102 A Kansas	59 65				
102 H Kansas	59 56	73 H Kansas St.	63 51				

Non-Div I Games:

West Virginia

Loss, Non-Conf, S Site, H Home A Away N Neutral

Average RPI Win:	262	WON-LOST	WINNING	LAST 10	STRENGTH OF	OPP. STRENGTH	TEAM	ADJ.	CONF.	ADJ CONF.
Average RPI Loss:	198	RECORD	PCT. RANK	GAMES	SCHEDULE	OF SCHEDULE	RPI	RPI	RPI	RPI
DIV. I ONLY	8- 18	278	3- 7	312	259	298	298	20	20	
DIV. I NON-CONF.	5- 7	204	0- 0	343	310	304	304	22	22	
TOTALS	RPI 1-25	RPI 26-50	W-L RECORDS	RPI 51-100	RPI 101-150	RPI 150+				
8- 18	0- 2	0- 0	OVERALL	0- 0	0- 2	8- 14				
4- 7	0- 1	0- 0	HOME	0- 0	0- 1	4- 5				
3- 10	0- 1	0- 0	AWAY	0- 0	0- 1	3- 8				
1- 1	0- 0	0- 0	NEUTRAL	0- 0	0- 0	1- 1				
5- 7	0- 0	0- 0	NON-CONFERENCE	0- 0	0- 0	5- 7				
2- 2	0- 0	0- 0	HOME	0- 0	0- 0	2- 2				
2- 4	0- 0	0- 0	AWAY	0- 0	0- 0	2- 4				
1- 1	0- 0	0- 0	NEUTRAL	0- 0	0- 0	1- 1				
3- 11	0- 2	0- 0	CONFERENCE	0- 0	0- 2	3- 7				
2- 5	0- 1	0- 0	HOME	0- 0	0- 1	2- 3				
1- 6	0- 1	0- 0	AWAY	0- 0	0- 1	1- 4				
0- 0	0- 0	0- 0	NEUTRAL	0- 0	0- 0	0- 0				

RPI 1-25				RPI 26-50				RPI 51-100				RPI 101+ Team's RPI: 298			
RPI	S	Opponent	Score	RPI	S	Opponent	Score	RPI	S	Opponent	Score	RPI	S	Opponent	Score
19	A	Chattanooga	52 83									112	A	East Tenn. St.	40 51
19	H	Chattanooga	41 66									112	H	East Tenn. St.	60 63
												159	A	Furman	72 84
												159	H	Furman	77 64
												181	A	Mercer	60 82
												181	H	Mercer	51 68
												194	A	Samford	52 68
												194	H	Samford	50 60
												207	A	Wake Forest	59 77
												210	H	Campbell	67 57
												218	H	USC Upstate	63 59
												223	A	Virginia Tech	58 79
												232	A	UNCW	64 53
												240	H	Presbyterian	44 51
												245	A	North Florida	45 62
												248	A	Bethune-Cookman	53 63
												284	N	Eastern Ky.	62 71
												308	A	Wofford	49 59
												308	H	Wofford	55 63
												312	A	UNC Greensboro	86 80
												312	H	UNC Greensboro	70 49
												317	A	UNC Asheville	79 66
												335	N	FIU	83 69
												337	H	N.C. Central	59 64
LAST 12 Division I GAMES:															
312	A	UNC Greensboro	86 80	112	H	East Tenn. St.	60 63	308	A	Wofford	49 59				
159	H	Furman	77 64	159	A	Furman	72 84	312	H	UNC Greensboro	70 49				
308	H	Wofford	55 63	194	A	Samford	52 68	19	A	Chattanooga	52 83				
19	H	Chattanooga	41 66												
112	A	East Tenn. St.	40 51												
181	A	Mercer	60 82												

Non-Div I Games: North Greenville 75 74 Livingstone 66 55 Montreat 110 37

Western Caro.

Loss, Non-Conf, S Site, H Home A Away N Neutral

Average RPI Win:	293	WON-LOST	WINNING	LAST 10	STRENGTH OF	OPP. STRENGTH	TEAM	ADJ.	CONF.	ADJ CONF.
Average RPI Loss:	152	RECORD	PCT. RANK	GAMES	SCHEDULE	OF SCHEDULE	RPI	RPI	RPI	RPI
DIV. I ONLY	15- 12	143	6- 4	325	280	229	229	25	25	
DIV. I NON-CONF.	6- 5	145	0- 0	344	334	256	256	25	25	
TOTALS	RPI 1-25	RPI 26-50	W-L RECORDS	RPI 51-100	RPI 101-150	RPI 150+				
15- 12	0- 0	0- 0	OVERALL	0- 5	0- 0	15- 7				
8- 4	0- 0	0- 0	HOME	0- 2	0- 0	8- 2				
7- 8	0- 0	0- 0	AWAY	0- 3	0- 0	7- 5				
0- 0	0- 0	0- 0	NEUTRAL	0- 0	0- 0	0- 0				
6- 5	0- 0	0- 0	NON-CONFERENCE	0- 1	0- 0	6- 4				
3- 1	0- 0	0- 0	HOME	0- 0	0- 0	3- 1				
3- 4	0- 0	0- 0	AWAY	0- 1	0- 0	3- 3				
0- 0	0- 0	0- 0	NEUTRAL	0- 0	0- 0	0- 0				
9- 7	0- 0	0- 0	CONFERENCE	0- 4	0- 0	9- 3				
5- 3	0- 0	0- 0	HOME	0- 2	0- 0	5- 1				
4- 4	0- 0	0- 0	AWAY	0- 2	0- 0	4- 2				
0- 0	0- 0	0- 0	NEUTRAL	0- 0	0- 0	0- 0				

RPI 1-25			RPI 26-50			RPI 51-100			RPI 101+			Team's RPI: 229			
RPI	S	Opponent	Score	RPI	S	Opponent	Score	RPI	S	Opponent	Score				
								56	A	South Dakota St.	49 69	164	H	North Dakota	77 85
								56	H	South Dakota St.	61 74	167	A	Oral Roberts	73 76
								76	A	South Dakota	75 78	167	H	Oral Roberts	61 68
								76	H	South Dakota	87 101	204	A	Ill.-Chicago	54 67
								96	A	Missouri	52 89	212	A	Fla. Atlantic	88 90
												226	A	IUPUI	69 62
												226	H	IUPUI	73 62
												253	A	Marquette	57 65
												260	A	North Dakota St.	66 60
												260	H	North Dakota St.	88 66
												276	H	Milwaukee	79 59
												293	A	Omaha	51 54
												293	H	Omaha	71 56
												297	H	Eastern Ill.	63 54
												309	A	Denver	93 66
												309	H	Denver	75 56
												310	A	Southeast Mo. St.	79 62
												315	A	IPFW	98 85
												315	H	IPFW	59 55
												319	A	Bradley	75 63
												341	H	UMKC	71 48
												346	A	Chicago St.	90 55
LAST 12 Division I GAMES:															
				76	A	South Dakota	75 78					260	A	North Dakota St.	66 60
				56	A	South Dakota St.	49 69					315	H	IPFW	59 55
				309	H	Denver	75 56					226	H	IUPUI	73 62
				167	H	Oral Roberts	61 68					260	H	North Dakota St.	88 66
				226	A	IUPUI	69 62					56	H	South Dakota St.	61 74
				293	A	Omaha	51 54					167	A	Oral Roberts	73 76

Non-Div I Games: Eureka 91 50 William Woods 89 42

Western Ill.

Average RPI Win:	194	WON-LOST	WINNING	LAST 10	STRENGTH OF	OPP. STRENGTH	TEAM	ADJ.	CONF.	ADJ CONF.
Average RPI Loss:	76	RECORD	PCT. RANK	GAMES	SCHEDULE	OF SCHEDULE	RPI	RPI	RPI	RPI
DIV. I ONLY	25- 4	16	8- 2	127	167	32	32	17	17	
DIV. I NON-CONF.	11- 2	29	0- 0	65	173	16	16	18	18	
TOTALS	RPI 1-25	RPI 26-50	W-L RECORDS	RPI 51-100	RPI 101-150	RPI 150+				
25- 4	0- 1	1- 1	OVERALL	3- 1	7- 0	14- 1				
12- 1	0- 0	0- 0	HOME	3- 1	3- 0	6- 0				
12- 3	0- 1	0- 1	AWAY	0- 0	4- 0	8- 1				
1- 0	0- 0	1- 0	NEUTRAL	0- 0	0- 0	0- 0				
11- 2	0- 1	1- 1	NON-CONFERENCE	2- 0	3- 0	5- 0				
6- 0	0- 0	0- 0	HOME	2- 0	1- 0	3- 0				
4- 2	0- 1	0- 1	AWAY	0- 0	2- 0	2- 0				
1- 0	0- 0	1- 0	NEUTRAL	0- 0	0- 0	0- 0				
14- 2	0- 0	0- 0	CONFERENCE	1- 1	4- 0	9- 1				
6- 1	0- 0	0- 0	HOME	1- 1	2- 0	3- 0				
8- 1	0- 0	0- 0	AWAY	0- 0	2- 0	6- 1				
0- 0	0- 0	0- 0	NEUTRAL	0- 0	0- 0	0- 0				

RPI 1-25				RPI 26-50				Team's RPI: 32				RPI 51-100				RPI 101+			
RPI	S	Opponent	Score	RPI	S	Opponent	Score	RPI	S	Opponent	Score	RPI	S	Opponent	Score	RPI	S	Opponent	Score
8	A	Louisville	67 89	26	A	Mississippi St.	77 88	60	H	Middle Tenn.	63 60	103	A	Hofstra	70 65				
				50	N	Tulane	69 64	82	H	Albany (NY)	63 54	113	A	Colorado	79 78				
								87	H	Southern Miss.	61 63	137	H	Ball St.	84 59				
								97	H	Ole Miss	98 69	138	A	Marshall	67 53				
												138	H	Marshall	74 60				
												139	H	Louisiana Tech	82 66				
												148	A	Old Dominion	76 60				
												182	A	UTSA	63 64				
												184	H	UAB	59 51				
												191	A	Belmont	66 50				
												203	A	Charlotte	76 61				
												212	A	Fla. Atlantic	85 74				
												212	H	Fla. Atlantic	80 43				
												242	A	UTEP	80 74				
												247	H	Central Ark.	93 57				
												250	A	Austin Peay	91 68				
												267	A	Rice	83 76				
												291	H	Alabama St.	93 54				
												323	A	North Texas	77 49				
												335	A	FIU	88 47				
												335	H	FIU	81 42				
												344	H	Alabama A&M	96 44				
LAST 12 Division I GAMES:																			
335	A	FIU	88 47	323	A	North Texas	77 49												
212	A	Fla. Atlantic	85 74	87	H	Southern Miss.	61 63												
60	H	Middle Tenn.	63 60	139	H	Louisiana Tech	82 66												
184	H	UAB	59 51	182	A	UTSA	63 64												
138	H	Marshall	74 60	242	A	UTEP	80 74												
267	A	Rice	83 76	335	H	FIU	81 42												

Non-Div I Games:

Western Ky.

■ Loss,
 ■ Non-Conf, S Site,
 ■ Home
 ■ Away
 N Neutral

Average RPI Win:	201	WON-LOST	WINNING	LAST 10	STRENGTH OF	OPP. STRENGTH	TEAM	ADJ.	CONF.	ADJ CONF.
Average RPI Loss:	101	RECORD	PCT. RANK	GAMES	SCHEDULE	OF SCHEDULE	RPI	RPI	RPI	RPI
DIV. I ONLY	15- 10	106	6- 4	123	146	92	92	15	15	
DIV. I NON-CONF.	5- 4	139	0- 0	197	112	101	101	17	17	
TOTALS	RPI 1-25	RPI 26-50	W-L RECORDS	RPI 51-100	RPI 101-150	RPI 150+				
15- 10	0- 1	0- 1	OVERALL	2- 2	3- 4	10- 2				
8- 2	0- 0	0- 0	HOME	2- 0	2- 2	4- 0				
6- 8	0- 1	0- 1	AWAY	0- 2	1- 2	5- 2				
1- 0	0- 0	0- 0	NEUTRAL	0- 0	0- 0	1- 0				
5- 4	0- 1	0- 1	NON-CONFERENCE	0- 1	0- 0	5- 1				
2- 0	0- 0	0- 0	HOME	0- 0	0- 0	2- 0				
2- 4	0- 1	0- 1	AWAY	0- 1	0- 0	2- 1				
1- 0	0- 0	0- 0	NEUTRAL	0- 0	0- 0	1- 0				
10- 6	0- 0	0- 0	CONFERENCE	2- 1	3- 4	5- 1				
6- 2	0- 0	0- 0	HOME	2- 0	2- 2	2- 0				
4- 4	0- 0	0- 0	AWAY	0- 1	1- 2	3- 1				
0- 0	0- 0	0- 0	NEUTRAL	0- 0	0- 0	0- 0				

RPI 1-25				RPI 26-50				RPI 51-100 Team's RPI: 92				RPI 101+			
RPI	S	Opponent	Score	RPI	S	Opponent	Score	RPI	S	Opponent	Score	RPI	S	Opponent	Score
22	A	Green Bay	55 70	35	A	Ohio St.	46 83	52	H	Ohio	61 51	104	A	Toledo	57 67
								57	A	Michigan	47 74	104	H	Toledo	46 65
								79	A	Akron	66 69	133	H	Eastern Mich.	83 56
								79	H	Akron	67 61	134	A	Buffalo	62 59
												134	H	Buffalo	44 54
												137	A	Ball St.	36 54
												137	H	Ball St.	51 50
												156	A	Central Mich.	51 63
												156	H	Central Mich.	69 64
												178	A	Stony Brook	55 59
												179	N	Holy Cross	51 40
												192	H	Massachusetts	63 41
												235	A	Detroit	71 57
												249	A	Northern Ill.	60 51
												260	H	North Dakota St.	74 59
												283	A	Miami (OH)	61 53
												290	A	Kent St.	78 55
												294	H	Bowling Green	82 52
												346	A	Chicago St.	73 43
LAST 12 Division I GAMES:															
137	H	Ball St.	51 50	79	A	Akron	66 69								
104	A	Toledo	57 67	283	A	Miami (OH)	61 53								
156	A	Central Mich.	51 63	133	H	Eastern Mich.	83 56								
134	H	Buffalo	44 54	290	A	Kent St.	78 55								
249	A	Northern Ill.	60 51	294	H	Bowling Green	82 52								
156	H	Central Mich.	69 64	104	H	Toledo	46 65								

Non-Div I Games: Kentucky St. 70 45 Trine 81 45

Western Mich.

Loss, Non-Conf, S Site, H Home A Away N Neutral

Average RPI Win:	197	WON-LOST	WINNING	LAST 10	STRENGTH OF	OPP. STRENGTH	TEAM	ADJ.	CONF.	ADJ CONF.
Average RPI Loss:	57	RECORD	PCT. RANK	GAMES	SCHEDULE	OF SCHEDULE	RPI	RPI	RPI	RPI
DIV. I ONLY	24- 4	18	8- 0	215	106	44	44	19	19	
DIV. I NON-CONF.	9- 3	60	2- 0	102	34	52	52	16	16	
TOTALS	RPI 1-25	RPI 26-50	W-L RECORDS	RPI 51-100	RPI 101-150	RPI 150+				
24- 4	0- 2	1- 0	OVERALL	3- 1	6- 1	14- 0				
16- 0	0- 0	0- 0	HOME	3- 0	3- 0	10- 0				
6- 3	0- 1	0- 0	AWAY	0- 1	3- 1	3- 0				
2- 1	0- 1	1- 0	NEUTRAL	0- 0	0- 0	1- 0				
9- 3	0- 2	1- 0	NON-CONFERENCE	2- 0	0- 1	6- 0				
7- 0	0- 0	0- 0	HOME	2- 0	0- 0	5- 0				
0- 2	0- 1	0- 0	AWAY	0- 0	0- 1	0- 0				
2- 1	0- 1	1- 0	NEUTRAL	0- 0	0- 0	1- 0				
15- 1	0- 0	0- 0	CONFERENCE	1- 1	6- 0	8- 0				
9- 0	0- 0	0- 0	HOME	1- 0	3- 0	5- 0				
6- 1	0- 0	0- 0	AWAY	0- 1	3- 0	3- 0				
0- 0	0- 0	0- 0	NEUTRAL	0- 0	0- 0	0- 0				

RPI 1-25				RPI 26-50				Team's RPI: 44				RPI 51-100				RPI 101+			
RPI	S	Opponent	Score	RPI	S	Opponent	Score	RPI	S	Opponent	Score	RPI	S	Opponent	Score	RPI	S	Opponent	Score
2	A	Tennessee	51 54	35	N	Ohio St.	70 55	67	A	Drake	61 64	110	A	UNI	70 52				
15	N	FGCU	39 56					67	H	Drake	80 59	110	H	UNI	66 54				
								73	H	Kansas St.	51 48	122	A	Southern Ill.	69 61				
								85	H	Creighton	65 56	122	H	Southern Ill.	80 61				
												143	A	Eastern Wash.	58 86				
												144	A	Missouri St.	71 59				
												144	H	Missouri St.	69 50				
												157	H	Indiana St.	63 52				
												172	H	Texas-Arlington	71 61				
												185	N	Clemson	63 48				
												188	H	Winthrop	66 20				
												216	H	La.-Monroe	57 42				
												246	H	Evansville	54 44				
												302	H	Sam Houston St.	70 46				
												305	A	Loyola Chicago	65 41				
												305	H	Loyola Chicago	64 55				
												319	A	Bradley	61 45				
												319	H	Bradley	66 36				
												331	A	Illinois St.	46 41				
												331	H	Illinois St.	85 38				
												339	H	Ark.-Pine Bluff	55 26				
LAST 12 Division I GAMES:																			
172	H	Texas-Arlington	71 61	319	H	Bradley	66 36												
339	H	Ark.-Pine Bluff	55 26	305	H	Loyola Chicago	64 55												
110	H	UNI	66 54	144	H	Missouri St.	69 50												
67	H	Drake	80 59	67	A	Drake	61 64												
122	A	Southern Ill.	69 61	110	A	UNI	70 52												
331	A	Illinois St.	46 41	122	H	Southern Ill.	80 61												

Non-Div I Games:

Wichita St.

William & Mary

Through Games Of March 1, 2015

Average RPI Win:	229	WON-LOST	WINNING	LAST 10	STRENGTH OF	OPP. STRENGTH	TEAM	ADJ.	CONF.	ADJ CONF.
Average RPI Loss:	126	RECORD	PCT. RANK	GAMES	SCHEDULE	OF SCHEDULE	RPI	RPI	RPI	RPI
DIV. I ONLY	14- 14	172	7- 3	178	172	174	174	13	13	
DIV. I NON-CONF.	6- 5	145	0- 0	179	312	156	156	11	11	
TOTALS	RPI 1-25	RPI 26-50	W-L RECORDS	RPI 51-100	RPI 101-150	RPI 150+				
14- 14	0- 2	0- 0	OVERALL	1- 3	2- 4	11- 5				
7- 6	0- 1	0- 0	HOME	0- 3	2- 1	5- 1				
7- 8	0- 1	0- 0	AWAY	1- 0	0- 3	6- 4				
0- 0	0- 0	0- 0	NEUTRAL	0- 0	0- 0	0- 0				
6- 5	0- 0	0- 0	NON-CONFERENCE	0- 2	1- 1	5- 2				
3- 2	0- 0	0- 0	HOME	0- 2	1- 0	2- 0				
3- 3	0- 0	0- 0	AWAY	0- 0	0- 1	3- 2				
0- 0	0- 0	0- 0	NEUTRAL	0- 0	0- 0	0- 0				
8- 9	0- 2	0- 0	CONFERENCE	1- 1	1- 3	6- 3				
4- 4	0- 1	0- 0	HOME	0- 1	1- 1	3- 1				
4- 5	0- 1	0- 0	AWAY	1- 0	0- 2	3- 2				
0- 0	0- 0	0- 0	NEUTRAL	0- 0	0- 0	0- 0				

RPI 1-25				RPI 26-50				RPI 51-100				RPI 101+ Team's RPI: 174			
RPI	S	Opponent	Score	RPI	S	Opponent	Score	RPI	S	Opponent	Score	RPI	S	Opponent	Score
25	A	James Madison	50 92					61	A	Drexel	72 68	103	A	Hofstra	46 52
25	H	James Madison	43 65					61	H	Drexel	46 49	103	H	Hofstra	57 56
								83	H	Maine	51 54	107	A	Elon	60 64
								93	H	Richmond	56 59	107	H	Elon	59 72
												129	H	VCU	56 48
												148	A	Old Dominion	58 65
												171	A	High Point	80 87
												176	A	La Salle	71 78
												195	A	Radford	81 71
												196	A	Delaware	50 48
												196	H	Delaware	56 61
												200	A	N.C. A&T	59 57
												232	A	UNCW	62 63
												232	H	UNCW	67 62
												241	A	Towson	69 77
												277	H	Loyola Maryland	72 71
												281	A	Col. of Charleston	84 55
												281	H	Col. of Charleston	74 59
												301	A	Northeastern	72 66
												301	H	Northeastern	62 47
												308	A	Wofford	71 51
												342	H	Longwood	90 55
LAST 12 Division I GAMES:															
301	H	Northeastern	62 47	61	A	Drexel	72 68								
281	A	Col. of Charleston	84 55	301	A	Northeastern	72 66								
107	A	Elon	60 64	232	H	UNCW	67 62								
281	H	Col. of Charleston	74 59	103	H	Hofstra	57 56								
196	H	Delaware	56 61	25	A	James Madison	50 92								
103	A	Hofstra	46 52	196	A	Delaware	50 48								

Non-Div I Games:

William & Mary

■ Loss,
 ■ Non-Conf,
 ■ S Site,
 ■ H Home
 ■ A Away
 N Neutral

Winthrop

Through Games Of March 1, 2015

Average RPI Win:	264	WON-LOST	WINNING	LAST 10	STRENGTH OF	OPP. STRENGTH	TEAM	ADJ.	CONF.	ADJ CONF.
Average RPI Loss:	169	RECORD	PCT. RANK	GAMES	SCHEDULE	OF SCHEDULE	RPI	RPI	RPI	RPI
DIV. I ONLY	16- 12	129	7- 3	257	308	188	188	27	27	
DIV. I NON-CONF.	3- 5	216	0- 0	119	78	182	182	32	32	
TOTALS	RPI 1-25	RPI 26-50	W-L RECORDS	RPI 51-100	RPI 101-150	RPI 150+				
16- 12	0- 1	0- 2	OVERALL	1- 1	0- 0	15- 8				
11- 2	0- 0	0- 0	HOME	1- 0	0- 0	10- 2				
5- 9	0- 1	0- 2	AWAY	0- 1	0- 0	5- 5				
0- 1	0- 0	0- 0	NEUTRAL	0- 0	0- 0	0- 1				
3- 5	0- 1	0- 2	NON-CONFERENCE	0- 0	0- 0	3- 2				
2- 1	0- 0	0- 0	HOME	0- 0	0- 0	2- 1				
1- 3	0- 1	0- 2	AWAY	0- 0	0- 0	1- 0				
0- 1	0- 0	0- 0	NEUTRAL	0- 0	0- 0	0- 1				
13- 7	0- 0	0- 0	CONFERENCE	1- 1	0- 0	12- 6				
9- 1	0- 0	0- 0	HOME	1- 0	0- 0	8- 1				
4- 6	0- 0	0- 0	AWAY	0- 1	0- 0	4- 5				
0- 0	0- 0	0- 0	NEUTRAL	0- 0	0- 0	0- 0				

RPI 1-25				RPI 26-50				RPI 51-100				RPI 101+ Team's RPI: 188			
RPI	S	Opponent	Score	RPI	S	Opponent	Score	RPI	S	Opponent	Score	RPI	S	Opponent	Score
2	A	Tennessee	48 81	35	A	Ohio St.	52 66	81	A	Liberty	71 91	154	H	Auburn	56 54
				44	A	Wichita St.	20 66	81	H	Liberty	63 58	159	H	Furman	55 73
												171	A	High Point	55 81
												171	H	High Point	91 74
												195	A	Radford	47 55
												195	H	Radford	66 45
												210	A	Campbell	52 62
												210	H	Campbell	61 59
												233	N	George Mason	57 69
												240	A	Presbyterian	60 53
												240	H	Presbyterian	54 51
												254	H	Davidson	75 60
												286	A	Gardner-Webb	62 75
												286	H	Gardner-Webb	65 79
												317	A	UNC Asheville	57 54
												317	H	UNC Asheville	75 55
												327	A	Coastal Caro.	62 81
												327	H	Coastal Caro.	81 68
												337	A	N.C. Central	71 63
												342	A	Longwood	63 62
												342	H	Longwood	81 48
												348	A	Charleston So.	79 50
												348	H	Charleston So.	77 40
LAST 12 Division I GAMES:															
240	A	Presbyterian	60 53	317	A	UNC Asheville	57 54								
81	A	Liberty	71 91	210	A	Campbell	52 62								
327	H	Coastal Caro.	81 68	342	A	Longwood	63 62								
195	H	Radford	66 45	348	H	Charleston So.	77 40								
286	A	Gardner-Webb	62 75	240	H	Presbyterian	54 51								
171	H	High Point	91 74	81	H	Liberty	63 58								

Non-Div I Games: Gallaudet 117 43

Winthrop

■ Loss,
 ■ Non-Conf,
 ■ S Site,
 ■ H Home
 ■ A Away
 N Neutral

Average RPI Win:	179	WON-LOST	WINNING	LAST 10	STRENGTH OF	OPP. STRENGTH	TEAM	ADJ.	CONF.	ADJ CONF.
Average RPI Loss:	45	RECORD	PCT. RANK	GAMES	SCHEDULE	OF SCHEDULE	RPI	RPI	RPI	RPI
DIV. I ONLY	9- 19	269	2- 8	27	5	142	142	4	4	
DIV. I NON-CONF.	4- 6	207	0- 0	100	14	164	164	2	2	
TOTALS	RPI 1-25	RPI 26-50	W-L RECORDS	RPI 51-100	RPI 101-150	RPI 150+				
9- 19	0- 5	0- 8	OVERALL	2- 5	2- 0	5- 1				
5- 8	0- 2	0- 5	HOME	1- 1	0- 0	4- 0				
4- 9	0- 2	0- 3	AWAY	1- 3	2- 0	1- 1				
0- 2	0- 1	0- 0	NEUTRAL	0- 1	0- 0	0- 0				
4- 6	0- 2	0- 0	NON-CONFERENCE	0- 4	1- 0	3- 0				
3- 1	0- 0	0- 0	HOME	0- 1	0- 0	3- 0				
1- 3	0- 1	0- 0	AWAY	0- 2	1- 0	0- 0				
0- 2	0- 1	0- 0	NEUTRAL	0- 1	0- 0	0- 0				
5- 13	0- 3	0- 8	CONFERENCE	2- 1	1- 0	2- 1				
2- 7	0- 2	0- 5	HOME	1- 0	0- 0	1- 0				
3- 6	0- 1	0- 3	AWAY	1- 1	1- 0	1- 1				
0- 0	0- 0	0- 0	NEUTRAL	0- 0	0- 0	0- 0				

RPI	S	Opponent	Score	RPI	S	Opponent	Score	RPI	S	Opponent	Score	RPI	S	Opponent	Score	Team's RPI: 142
4	N	South Carolina	44 67	34	A	Northwestern	46 68	57	H	Michigan	63 53	120	A	Purdue	65 56	
6	H	Maryland	70 81	34	H	Northwestern	83 86	62	H	Vanderbilt	58 67	147	A	Florida	51 48	
7	A	Iowa	74 78	35	H	Ohio St.	73 85	67	A	Drake	77 89	158	A	Indiana	52 69	
7	H	Iowa	75 87	36	A	Nebraska	63 70	72	N	East Carolina	43 61	167	H	Oral Roberts	70 52	
22	A	Green Bay	43 53	36	H	Nebraska	72 89	78	A	Miami (FL)	54 66	219	A	Penn St.	62 56	
				39	A	Minnesota	82 93	86	A	Michigan St.	71 77	219	H	Penn St.	65 46	
				39	H	Minnesota	60 72	98	A	Illinois	73 62	253	H	Marquette	89 64	
				42	H	Rutgers	63 73					331	H	Illinois St.	71 60	
LAST 12 Division I GAMES:																
219	A	Penn St.	62 56	7	H	Iowa	75 87	98	A	Illinois	73 62					
7	A	Iowa	74 78	35	H	Ohio St.	73 85	86	A	Michigan St.	71 77					
34	H	Northwestern	83 86	36	H	Nebraska	72 89	42	H	Rutgers	63 73					
6	H	Maryland	70 81													
36	A	Nebraska	63 70													
39	A	Minnesota	82 93													

Non-Div I Games:

Wisconsin

■ Loss,
■ Non-Conf,
■ S Site,
■ H Home
■ A Away
N Neutral

Wofford

Through Games Of March 1, 2015

Average RPI Win:	318	WON-LOST	WINNING	LAST 10	STRENGTH OF	OPP. STRENGTH	TEAM	ADJ.	CONF.	ADJ CONF.
Average RPI Loss:	185	RECORD	PCT. RANK	GAMES	SCHEDULE	OF SCHEDULE	RPI	RPI	RPI	RPI
DIV. I ONLY	6- 21	305	3- 7	254	311	308	308	20	20	
DIV. I NON-CONF.	3- 10	287	0- 0	313	349	326	326	22	22	
TOTALS	RPI 1-25	RPI 26-50	W-L RECORDS	RPI 51-100	RPI 101-150	RPI 150+				
6- 21	0- 2	0- 0	OVERALL	0- 1	0- 2	6- 16				
3- 9	0- 1	0- 0	HOME	0- 0	0- 1	3- 7				
3- 11	0- 1	0- 0	AWAY	0- 1	0- 1	3- 8				
0- 1	0- 0	0- 0	NEUTRAL	0- 0	0- 0	0- 1				
3- 10	0- 0	0- 0	NON-CONFERENCE	0- 1	0- 0	3- 9				
1- 4	0- 0	0- 0	HOME	0- 0	0- 0	1- 4				
2- 5	0- 0	0- 0	AWAY	0- 1	0- 0	2- 4				
0- 1	0- 0	0- 0	NEUTRAL	0- 0	0- 0	0- 1				
3- 11	0- 2	0- 0	CONFERENCE	0- 0	0- 2	3- 7				
2- 5	0- 1	0- 0	HOME	0- 0	0- 1	2- 3				
1- 6	0- 1	0- 0	AWAY	0- 0	0- 1	1- 4				
0- 0	0- 0	0- 0	NEUTRAL	0- 0	0- 0	0- 0				

RPI S Opponent Score	RPI S Opponent Score	RPI S Opponent Score	RPI S Opponent Score
19 A Chattanooga 41 68		52 A Ohio 37 84	112 A East Tenn. St. 47 69
19 H Chattanooga 43 70			112 H East Tenn. St. 47 79
			159 A Furman 56 58
			159 H Furman 53 70
			174 H William & Mary 51 71
			181 A Mercer 51 80
			181 H Mercer 51 63
			187 A Xavier 51 75
			194 A Samford 50 69
			194 H Samford 43 68
			195 A Radford 59 60
			197 A Jacksonville St. 55 70
			245 A North Florida 60 68
			285 H South Carolina St. 53 59
			286 H Gardner-Webb 60 65
			295 H NJIT 50 76
			298 A Western Caro. 63 55
			298 H Western Caro. 59 49
			312 A UNC Greensboro 59 65
			312 H UNC Greensboro 77 64
			317 A UNC Asheville 70 52
			335 N FIU 75 83
			337 A N.C. Central 69 55
			348 H Charleston So. 55 48
LAST 12 Division I GAMES:			
159 H Furman 53 70	194 A Samford 50 69		
312 A UNC Greensboro 59 65	298 H Western Caro. 59 49		
298 A Western Caro. 63 55	312 H UNC Greensboro 77 64		
181 H Mercer 51 63	159 A Furman 56 58		
194 H Samford 43 68	112 A East Tenn. St. 47 69		
19 A Chattanooga 41 68	181 A Mercer 51 80		

Non-Div I Games: Montreat 87 36 Bluefield Col. 69 45

Wofford

Loss, Non-Conf, S Site, H Home A Away N Neutral

Average RPI Win:	231	WON-LOST	WINNING	LAST 10	STRENGTH OF	OPP. STRENGTH	TEAM	ADJ.	CONF.	ADJ CONF.
Average RPI Loss:	71	RECORD	PCT. RANK	GAMES	SCHEDULE	OF SCHEDULE	RPI	RPI	RPI	RPI
DIV. I ONLY	19- 7	44	7- 3	260	126	95	95	12	12	
DIV. I NON-CONF.	9- 3	60	0- 0	331	156	142	142	13	13	
TOTALS	RPI 1-25	RPI 26-50	W-L RECORDS	RPI 51-100	RPI 101-150	RPI 150+				
19- 7	0- 3	0- 0	OVERALL	1- 1	2- 3	16- 0				
9- 2	0- 2	0- 0	HOME	1- 0	2- 0	6- 0				
8- 5	0- 1	0- 0	AWAY	0- 1	0- 3	8- 0				
2- 0	0- 0	0- 0	NEUTRAL	0- 0	0- 0	2- 0				
9- 3	0- 1	0- 0	NON-CONFERENCE	0- 0	1- 2	8- 0				
4- 1	0- 1	0- 0	HOME	0- 0	1- 0	3- 0				
3- 2	0- 0	0- 0	AWAY	0- 0	0- 2	3- 0				
2- 0	0- 0	0- 0	NEUTRAL	0- 0	0- 0	2- 0				
10- 4	0- 2	0- 0	CONFERENCE	1- 1	1- 1	8- 0				
5- 1	0- 1	0- 0	HOME	1- 0	1- 0	3- 0				
5- 3	0- 1	0- 0	AWAY	0- 1	0- 1	5- 0				
0- 0	0- 0	0- 0	NEUTRAL	0- 0	0- 0	0- 0				

RPI 1-25				RPI 26-50				RPI 51-100 Team's RPI: 95				RPI 101+			
RPI	S	Opponent	Score	RPI	S	Opponent	Score	RPI	S	Opponent	Score	RPI	S	Opponent	Score
14	H	Dayton	76 79					69	A	Youngstown St.	70 75	118	A	Cleveland St.	63 67
22	A	Green Bay	45 61					69	H	Youngstown St.	92 55	118	H	Cleveland St.	82 65
22	H	Green Bay	59 68									120	A	Purdue	46 70
												122	H	Southern Ill.	70 50
												132	A	Butler	49 57
												165	A	Northern Ky.	72 60
												189	H	Lamar	82 61
												204	A	Ill.-Chicago	74 63
												235	A	Detroit	74 59
												235	H	Detroit	76 57
												236	A	Oakland	108 89
												236	H	Oakland	92 66
												250	A	Austin Peay	85 73
												265	A	Lipscomb	79 66
												268	A	Valparaiso	80 62
												268	H	Valparaiso	95 66
												272	N	UC Irvine	80 42
												276	A	Milwaukee	80 58
												309	N	Denver	72 63
												328	H	Murray St.	75 68
												346	H	Chicago St.	81 40
LAST 12 Division I GAMES:															
235	A	Detroit	74 59	69	H	Youngstown St.	92 55								
236	H	Oakland	92 66	236	A	Oakland	108 89								
118	A	Cleveland St.	63 67	118	H	Cleveland St.	82 65								
204	A	Ill.-Chicago	74 63	69	A	Youngstown St.	70 75								
22	A	Green Bay	45 61	268	A	Valparaiso	80 62								
268	H	Valparaiso	95 66	276	A	Milwaukee	80 58								

Non-Div I Games: Otterbein 104 51 Central St. (OH) 118 70

Wright St.

Loss, Non-Conf, S Site, H Home A Away N Neutral

Wyoming

Through Games Of March 1, 2015

Average RPI Win:	253	WON-LOST	WINNING	LAST 10	STRENGTH OF	OPP. STRENGTH	TEAM	ADJ.	CONF.	ADJ CONF.
Average RPI Loss:	115	RECORD	PCT. RANK	GAMES	SCHEDULE	OF SCHEDULE	RPI	RPI	RPI	RPI
DIV. I ONLY	12- 12	172	7- 3	224	171	206	206	22	22	
DIV. I NON-CONF.	3- 5	216	0- 0	224	118	236	236	19	19	
TOTALS	RPI 1-25	RPI 26-50	W-L RECORDS	RPI 51-100	RPI 101-150	RPI 150+				
12- 12	0- 0	0- 2	OVERALL	0- 4	2- 2	10- 4				
7- 4	0- 0	0- 1	HOME	0- 2	0- 0	7- 1				
4- 7	0- 0	0- 0	AWAY	0- 2	2- 2	2- 3				
1- 1	0- 0	0- 1	NEUTRAL	0- 0	0- 0	1- 0				
3- 5	0- 0	0- 2	NON-CONFERENCE	0- 0	1- 1	2- 2				
1- 2	0- 0	0- 1	HOME	0- 0	0- 0	1- 1				
1- 2	0- 0	0- 0	AWAY	0- 0	1- 1	0- 1				
1- 1	0- 0	0- 1	NEUTRAL	0- 0	0- 0	1- 0				
9- 7	0- 0	0- 0	CONFERENCE	0- 4	1- 1	8- 2				
6- 2	0- 0	0- 0	HOME	0- 2	0- 0	6- 0				
3- 5	0- 0	0- 0	AWAY	0- 2	1- 1	2- 2				
0- 0	0- 0	0- 0	NEUTRAL	0- 0	0- 0	0- 0				

RPI S	Opponent	Score	RPI S	Opponent	Score	RPI S	Opponent	Score	RPI S	Opponent	Score	Team's RPI: 206
38	H Gonzaga	56 70	53	A Fresno St.	50 67	101	A Montana	60 54				
43	N Iowa St.	63 84	53	H Fresno St.	65 66	113	A Colorado	71 76				
			68	A Colorado St.	58 67	116	A New Mexico	54 60				
			68	H Colorado St.	55 58	135	A Boise St.	64 59				
						186	A Montana St.	52 79				
						202	H Idaho	66 77				
						220	A UNLV	55 58				
						220	H UNLV	99 68				
						221	A San Diego St.	54 57				
						221	H San Diego St.	74 66				
						257	A San Jose St.	71 61				
						257	H San Jose St.	96 60				
						274	H Utah St.	86 51				
						287	A Nevada	61 45				
						287	H Nevada	77 54				
						309	H Denver	82 41				
						343	N Howard	67 53				
						345	H Air Force	74 51				
LAST 12 Division I GAMES:												
220	H UNLV	99 68	68	A Colorado St.	58 67							
53	A Fresno St.	50 67	287	A Nevada	61 45							
287	H Nevada	77 54	274	H Utah St.	86 51							
257	A San Jose St.	71 61	116	A New Mexico	54 60							
221	H San Diego St.	74 66	53	H Fresno St.	65 66							
345	H Air Force	74 51	221	A San Diego St.	54 57							

Non-Div I Games: Western St. 104 29 South Dakota Mines 77 41

Wyoming

Loss, Non-Conf, S Site, H Home A Away N Neutral

Average RPI Win:	246	WON-LOST	WINNING	LAST 10	STRENGTH OF	OPP. STRENGTH	TEAM	ADJ.	CONF.	ADJ CONF.
Average RPI Loss:	83	RECORD	PCT. RANK	GAMES	SCHEDULE	OF SCHEDULE	RPI	RPI	RPI	RPI
DIV. I ONLY	16- 13	150	4- 6	246	116	187	187	10	10	
DIV. I NON-CONF.	8- 3	71	0- 0	328	265	173	173	9	9	
TOTALS	RPI 1-25	RPI 26-50	W-L RECORDS	RPI 51-100	RPI 101-150	RPI 150+				
16- 13	0- 0	0- 4	OVERALL	2- 6	0- 3	14- 0				
11- 5	0- 0	0- 2	HOME	2- 2	0- 1	9- 0				
5- 8	0- 0	0- 2	AWAY	0- 4	0- 2	5- 0				
0- 0	0- 0	0- 0	NEUTRAL	0- 0	0- 0	0- 0				
8- 3	0- 0	0- 0	NON-CONFERENCE	0- 2	0- 1	8- 0				
6- 1	0- 0	0- 0	HOME	0- 1	0- 0	6- 0				
2- 2	0- 0	0- 0	AWAY	0- 1	0- 1	2- 0				
0- 0	0- 0	0- 0	NEUTRAL	0- 0	0- 0	0- 0				
8- 10	0- 0	0- 4	CONFERENCE	2- 4	0- 2	6- 0				
5- 4	0- 0	0- 2	HOME	2- 1	0- 1	3- 0				
3- 6	0- 0	0- 2	AWAY	0- 3	0- 1	3- 0				
0- 0	0- 0	0- 0	NEUTRAL	0- 0	0- 0	0- 0				

RPI S	Opponent	Score	RPI S	Opponent	Score	RPI S	Opponent	Score	RPI S	Opponent	Score	Team's RPI: 187
40	A Seton Hall	54 78	40	H Seton Hall	60 77	60	A Middle Tenn.	68 90	132	A Butler	53 71	
49	A DePaul	61 84	49	H DePaul	63 87	77	A Villanova	48 64	132	H Butler	54 58	
						77	H Villanova	34 54	148	A Kennesaw St.	60 61	
						85	A Creighton	65 74	177	H Robert Morris	70 65	
						85	H Creighton	66 65	240	H Presbyterian	45 43	
						88	A St. John's (NY)	42 65	251	H Monmouth	61 45	
						88	H St. John's (NY)	74 61	253	A Marquette	74 71	
						100	H Virginia	62 71	253	H Marquette	91 72	
									256	A Providence	68 57	
									256	H Providence	71 59	
									264	A Cincinnati	72 71	
									265	H Lipscomb	62 38	
									292	A Georgetown	60 55	
									292	H Georgetown	63 55	
									308	H Wofford	75 51	
									324	A Binghamton	89 71	
									339	H Ark.-Pine Bluff	89 52	
LAST 12 Division I GAMES:												
88	H St. John's (NY)	74 61	253	H Marquette	91 72							
40	H Seton Hall	60 77	256	A Providence	68 57							
132	A Butler	53 71	85	A Creighton	65 74							
77	A Villanova	48 64	132	H Butler	54 58							
292	A Georgetown	60 55	77	H Villanova	34 54							
49	H DePaul	63 87	292	H Georgetown	63 55							

Non-Div I Games:

Xavier

■ Loss,
■ Non-Conf,
■ S Site,
■ H Home
■ A Away
N Neutral

Average RPI Win:	232	WON-LOST	WINNING	LAST 10	STRENGTH OF	OPP. STRENGTH	TEAM	ADJ.	CONF.	ADJ CONF.
Average RPI Loss:	81	RECORD	PCT. RANK	GAMES	SCHEDULE	OF SCHEDULE	RPI	RPI	RPI	RPI
DIV. I ONLY	12- 13	191	4- 6	57	136	111	111	7	7	
DIV. I NON-CONF.	6- 7	174	0- 0	139	189	155	155	10	10	
TOTALS	RPI 1-25	RPI 26-50	W-L RECORDS	RPI 51-100	RPI 101-150	RPI 150+				
12- 13	0- 4	0- 1	OVERALL	1- 3	1- 4	10- 1				
7- 3	0- 1	0- 0	HOME	1- 2	1- 0	5- 0				
5- 9	0- 3	0- 1	AWAY	0- 1	0- 3	5- 1				
0- 1	0- 0	0- 0	NEUTRAL	0- 0	0- 1	0- 0				
6- 7	0- 2	0- 1	NON-CONFERENCE	1- 1	0- 2	5- 1				
4- 1	0- 0	0- 0	HOME	1- 1	0- 0	3- 0				
2- 5	0- 2	0- 1	AWAY	0- 0	0- 1	2- 1				
0- 1	0- 0	0- 0	NEUTRAL	0- 0	0- 1	0- 0				
6- 6	0- 2	0- 0	CONFERENCE	0- 2	1- 2	5- 0				
3- 2	0- 1	0- 0	HOME	0- 1	1- 0	2- 0				
3- 4	0- 1	0- 0	AWAY	0- 1	0- 2	3- 0				
0- 0	0- 0	0- 0	NEUTRAL	0- 0	0- 0	0- 0				

RPI 1-25				RPI 26-50				RPI 51-100				RPI 101+ Team's RPI: 111			
RPI	S	Opponent	Score	RPI	S	Opponent	Score	RPI	S	Opponent	Score	RPI	S	Opponent	Score
16	A	Princeton	49 67	30	A	Washington	51 81	55	A	Penn	33 59	117	A	Cornell	37 56
16	H	Princeton	50 56					55	H	Penn	42 61	117	H	Cornell	60 53
17	A	Arizona St.	51 69					83	H	Maine	57 55	130	A	Harvard	55 65
21	A	Oklahoma	54 71					88	H	St. John's (NY)	50 61	135	N	Boise St.	53 59
												145	A	Bucknell	66 73
												152	A	Dartmouth	60 46
												179	H	Holy Cross	83 70
												215	A	Brown	79 69
												215	H	Brown	66 49
												224	A	UMass Lowell	72 80
												251	H	Monmouth	62 58
												299	A	Columbia	67 57
												299	H	Columbia	55 47
												313	H	Boston U.	66 59
												332	A	Saint Peter's	53 45
												333	A	Wagner	90 65
LAST 12 Division I GAMES:															
55	A	Penn	33 59	130	A	Harvard	55 65								
16	A	Princeton	49 67	152	A	Dartmouth	60 46								
299	A	Columbia	67 57	117	H	Cornell	60 53								
117	A	Cornell	37 56	299	H	Columbia	55 47								
16	H	Princeton	50 56	215	A	Brown	79 69								
55	H	Penn	42 61	215	H	Brown	66 49								

Non-Div I Games: Alas. Anchorage 63 72

Yale

Average RPI Win:	206	WON-LOST	WINNING	LAST 10	STRENGTH OF	OPP. STRENGTH	TEAM	ADJ.	CONF.	ADJ CONF.
Average RPI Loss:	121	RECORD	PCT. RANK	GAMES	SCHEDULE	OF SCHEDULE	RPI	RPI	RPI	RPI
DIV. I ONLY	17- 8	71	5- 5	108	231	69	69	12	12	
DIV. I NON-CONF.	9- 2	35	0- 0	105	271	30	30	13	13	
TOTALS	RPI 1-25	RPI 26-50	W-L RECORDS	RPI 51-100	RPI 101-150	RPI 150+				
17- 8	0- 2	0- 1	OVERALL	2- 1	2- 1	13- 3				
7- 3	0- 1	0- 0	HOME	2- 0	2- 0	3- 2				
9- 5	0- 1	0- 1	AWAY	0- 1	0- 1	9- 1				
1- 0	0- 0	0- 0	NEUTRAL	0- 0	0- 0	1- 0				
9- 2	0- 0	0- 1	NON-CONFERENCE	1- 0	1- 1	7- 0				
3- 0	0- 0	0- 0	HOME	1- 0	1- 0	1- 0				
5- 2	0- 0	0- 1	AWAY	0- 0	0- 1	5- 0				
1- 0	0- 0	0- 0	NEUTRAL	0- 0	0- 0	1- 0				
8- 6	0- 2	0- 0	CONFERENCE	1- 1	1- 0	6- 3				
4- 3	0- 1	0- 0	HOME	1- 0	1- 0	2- 2				
4- 3	0- 1	0- 0	AWAY	0- 1	0- 0	4- 1				
0- 0	0- 0	0- 0	NEUTRAL	0- 0	0- 0	0- 0				

RPI 1-25				RPI 26-50				RPI 51-100 Team's RPI: 69				RPI 101+			
RPI	S	Opponent	Score	RPI	S	Opponent	Score	RPI	S	Opponent	Score	RPI	S	Opponent	Score
22	A	Green Bay	43 66	33	A	Pittsburgh	52 78	79	H	Akron	75 62	117	A	Cornell	63 75
22	H	Green Bay	27 73					95	A	Wright St.	55 92	118	H	Cleveland St.	79 65
								95	H	Wright St.	75 70	145	H	Bucknell	69 54
												177	A	Robert Morris	73 65
												195	A	Radford	70 44
												198	A	Tennessee St.	73 66
												204	A	Ill.-Chicago	69 66
												204	H	Ill.-Chicago	63 66
												225	N	Nicholls St.	51 50
												234	H	Niagara	83 61
												235	A	Detroit	70 65
												235	H	Detroit	58 59
												236	A	Oakland	82 85
												236	H	Oakland	76 54
												255	A	Canisius	80 48
												268	A	Valparaiso	87 69
												276	A	Milwaukee	79 73
												276	H	Milwaukee	87 64
												290	A	Kent St.	68 49
LAST 12 Division I GAMES:															
22	H	Green Bay	27 73	95	A	Wright St.	55 92								
268	A	Valparaiso	87 69	276	H	Milwaukee	87 64								
276	A	Milwaukee	79 73	235	H	Detroit	58 59								
235	A	Detroit	70 65	236	A	Oakland	82 85								
236	H	Oakland	76 54	95	H	Wright St.	75 70								
204	H	Ill.-Chicago	63 66	118	H	Cleveland St.	79 65								

Non-Div I Games: Oberlin 92 43 Ohio Valley 84 33

Youngstown St.

Loss, Non-Conf, S Site, H Home A Away N Neutral