

Average RPI Win:	254	WON-LOST	WINNING	LAST 10	STRENGTH OF	OPP. STRENGTH	TEAM	ADJ.	CONF.	ADJ CONF.
Average RPI Loss:	176	RECORD	PCT. RANK	GAMES	SCHEDULE	OF SCHEDULE	RPI	RPI	RPI	RPI
DIV. I ONLY	9- 13	226	0- 1	207	304	245	245	25	25	
DIV. I NON-CONF.	2- 5	264	0- 0	203	303	276	276	23	23	
TOTALS	RPI 1-25	RPI 26-50	W-L RECORDS	RPI 51-100	RPI 101-150	RPI 150+				
9- 13	0- 0	0- 0	OVERALL	1- 2	0- 2	8- 9				
5- 5	0- 0	0- 0	HOME	1- 1	0- 1	4- 3				
3- 7	0- 0	0- 0	AWAY	0- 1	0- 1	3- 5				
1- 1	0- 0	0- 0	NEUTRAL	0- 0	0- 0	1- 1				
2- 5	0- 0	0- 0	NON-CONFERENCE	0- 0	0- 2	2- 3				
0- 3	0- 0	0- 0	HOME	0- 0	0- 1	0- 2				
1- 1	0- 0	0- 0	AWAY	0- 0	0- 1	1- 0				
1- 1	0- 0	0- 0	NEUTRAL	0- 0	0- 0	1- 1				
7- 8	0- 0	0- 0	CONFERENCE	1- 2	0- 0	6- 6				
5- 2	0- 0	0- 0	HOME	1- 1	0- 0	4- 1				
2- 6	0- 0	0- 0	AWAY	0- 1	0- 0	2- 5				
0- 0	0- 0	0- 0	NEUTRAL	0- 0	0- 0	0- 0				

RPI S	Opponent	Score	RPI S	Opponent	Score	RPI S	Opponent	Score	RPI S	Opponent	Score	Team's RPI: 245
						64	A Lamar University	58 76	133	H New Mexico St.	65 67	
						64	H Lamar University	47 72	144	A Texas Tech	61 78	
						79	H SFA	46 44	159	A Abilene Christian	55 72	
									159	H Abilene Christian	68 72	
									168	H Texas St.	53 60	
									173	A Nicholls St.	55 85	
									184	A Sam Houston St.	59 61	
									184	H Sam Houston St.	76 61	
									207	N Prairie View	59 67	
									235	A UTRGV	59 49	
									235	H UTRGV	57 70	
									261	N Louisiana	64 63	
									269	A Central Ark.	73 65	
									290	A New Orleans	54 56	
									290	H New Orleans	57 51	
									303	H Incarnate Word	57 49	
									306	A Southeastern La.	45 56	
									329	H Northwestern St.	79 55	
									337	A Houston Baptist	70 56	
LAST 12 Division I GAMES:												
159	A	Abilene Christian	55	72	306	A	Southeastern La.	45	56			
64	H	Lamar University	47	72	337	A	Houston Baptist	70	56			
79	H	SFA	46	44	159	H	Abilene Christian	68	72			
290	A	New Orleans	54	56	173	A	Nicholls St.	55	85			
184	A	Sam Houston St.	59	61	290	H	New Orleans	57	51			
303	H	Incarnate Word	57	49	184	H	Sam Houston St.	76	61			

Non-Div I Games: UNKNOWN 78 40 Schreiner 64 34 Tex. A&M Int'l 84 36 Texas Lutheran 73 49 A&M-Corpus Christi

Loss, Non-Conf, S Site, H Home A Away N Neutral

Average RPI Win:	261	WON-LOST	WINNING	LAST 10	STRENGTH OF	OPP. STRENGTH	TEAM	ADJ.	CONF.	ADJ CONF.
Average RPI Loss:	137	RECORD	PCT. RANK	GAMES	SCHEDULE	OF SCHEDULE	RPI	RPI	RPI	RPI
DIV. I ONLY	14- 8	102	1- 0	252	280	159	159	25	25	
DIV. I NON-CONF.	3- 4	199	0- 0	116	163	121	121	23	23	
TOTALS	RPI 1-25	RPI 26-50	W-L RECORDS	RPI 51-100	RPI 101-150	RPI 150+				
14- 8	0- 0	0- 0	OVERALL	0- 4	1- 2	13- 2				
5- 4	0- 0	0- 0	HOME	0- 3	0- 0	5- 1				
8- 4	0- 0	0- 0	AWAY	0- 1	1- 2	7- 1				
1- 0	0- 0	0- 0	NEUTRAL	0- 0	0- 0	1- 0				
3- 4	0- 0	0- 0	NON-CONFERENCE	0- 2	1- 2	2- 0				
0- 1	0- 0	0- 0	HOME	0- 1	0- 0	0- 0				
2- 3	0- 0	0- 0	AWAY	0- 1	1- 2	1- 0				
1- 0	0- 0	0- 0	NEUTRAL	0- 0	0- 0	1- 0				
11- 4	0- 0	0- 0	CONFERENCE	0- 2	0- 0	11- 2				
5- 3	0- 0	0- 0	HOME	0- 2	0- 0	5- 1				
6- 1	0- 0	0- 0	AWAY	0- 0	0- 0	6- 1				
0- 0	0- 0	0- 0	NEUTRAL	0- 0	0- 0	0- 0				

RPI 1-25				RPI 26-50				RPI 51-100				RPI 101+ Team's RPI: 159					
RPI	S	Opponent	Score	RPI	S	Opponent	Score	RPI	S	Opponent	Score	RPI	S	Opponent	Score		
								64	H	Lamar University	60	63	133	A	New Mexico St.	58	46
								69	A	FGCU	65	81	144	A	Texas Tech	54	105
								79	H	SFA	55	71	148	A	Tulsa	63	75
								99	H	Arkansas	68	80	173	H	Nicholls St.	76	66
													184	A	Sam Houston St.	91	79
													184	H	Sam Houston St.	63	72
													241	N	Texas Southern	81	39
													245	A	A&M-Corpus Christi	72	68
													245	H	A&M-Corpus Christi	72	55
													269	H	Central Ark.	77	70
													280	A	UTEP	70	69
													290	A	New Orleans	59	52
													303	A	Incarnate Word	71	50
													306	A	Southeastern La.	71	74
													306	H	Southeastern La.	86	66
													325	H	McNeese	109	52
													329	A	Northwestern St.	72	63
													337	A	Houston Baptist	72	62
LAST 12 Division I GAMES:																	
				245	H	A&M-Corpus Christi	72	55	245	A	A&M-Corpus Christi	72	68				
				306	H	Southeastern La.	86	66	269	H	Central Ark.	77	70				
				303	A	Incarnate Word	71	50	79	H	SFA	55	71				
				173	H	Nicholls St.	76	66	329	A	Northwestern St.	72	63				
				184	H	Sam Houston St.	63	72	337	A	Houston Baptist	72	62				
				64	H	Lamar University	60	63	306	A	Southeastern La.	71	74				

Non-Div I Games: Eastern N.M. 78 46 Southwest (NM) 90 47 Howard Payne 98 43 Schreiner 90 43 Abilene Christian

Loss, Non-Conf, S Site, H Home A Away N Neutral

Air Force

Through Games Of March 1, 2019

Average RPI Win:	253	WON-LOST	WINNING	LAST 10	STRENGTH OF	OPP. STRENGTH	TEAM	ADJ.	CONF.	ADJ CONF.
Average RPI Loss:	157	RECORD	PCT. RANK	GAMES	SCHEDULE	OF SCHEDULE	RPI	RPI	RPI	RPI
DIV. I ONLY	7- 18	285	0- 1	226	158	291	291	15	15	
DIV. I NON-CONF.	3- 7	256	0- 0	132	234	222	222	13	13	
TOTALS	RPI 1-25	RPI 26-50	W-L RECORDS	RPI 51-100	RPI 101-150	RPI 150+				
7- 18	0- 1	0- 0	OVERALL	1- 4	0- 2	6- 11				
6- 5	0- 0	0- 0	HOME	1- 1	0- 0	5- 4				
1- 13	0- 1	0- 0	AWAY	0- 3	0- 2	1- 7				
0- 0	0- 0	0- 0	NEUTRAL	0- 0	0- 0	0- 0				
3- 7	0- 1	0- 0	NON-CONFERENCE	1- 0	0- 2	2- 4				
2- 2	0- 0	0- 0	HOME	1- 0	0- 0	1- 2				
1- 5	0- 1	0- 0	AWAY	0- 0	0- 2	1- 2				
0- 0	0- 0	0- 0	NEUTRAL	0- 0	0- 0	0- 0				
4- 11	0- 0	0- 0	CONFERENCE	0- 4	0- 0	4- 7				
4- 3	0- 0	0- 0	HOME	0- 1	0- 0	4- 2				
0- 8	0- 0	0- 0	AWAY	0- 3	0- 0	0- 5				
0- 0	0- 0	0- 0	NEUTRAL	0- 0	0- 0	0- 0				

RPI	S	Opponent	Score	RPI	S	Opponent	Score	RPI	S	Opponent	Score	RPI	S	Opponent	Score	Team's RPI: 291
5	A	Oregon	36 82					51	A	New Mexico	57 78	105	A	Minnesota	50 67	
								54	A	Wyoming	60 80	108	A	Northeastern	41 54	
								55	A	Boise St.	48 79	156	A	Denver	66 92	
								91	H	Fresno St.	70 77	185	A	Utah St.	55 64	
								100	H	Northern Colo.	69 57	185	H	Utah St.	44 48	
												186	A	Portland	60 79	
												195	H	George Mason	71 78	
												199	A	UNLV	56 66	
												199	H	UNLV	47 62	
												225	H	Nevada	79 74	
												228	H	Navy	47 54	
												242	A	San Diego St.	61 70	
												242	H	San Diego St.	75 66	
												269	A	Colorado St.	48 55	
												269	H	Colorado St.	63 48	
												281	A	Army West Point	71 60	
												304	A	San Jose St.	60 73	
												304	H	San Jose St.	88 77	
												347	H	Fairleigh Dickinson	85 37	
LAST 12 Division I GAMES:																
304	A	San Jose St.	60 73	242	H	San Diego St.	75 66									
91	H	Fresno St.	70 77	304	H	San Jose St.	88 77									
185	A	Utah St.	55 64	55	A	Boise St.	48 79									
199	H	UNLV	47 62	225	H	Nevada	79 74									
54	A	Wyoming	60 80	199	A	UNLV	56 66									
269	A	Colorado St.	48 55	242	A	San Diego St.	61 70									

Non-Div I Games: Western St. 72 54

Air Force

■ Loss,
 ■ Non-Conf, S Site,
 ■ Home
 ■ Away
 N Neutral

Average RPI Win:	233	WON-LOST	WINNING	LAST 10	STRENGTH OF	OPP. STRENGTH	TEAM	ADJ.	CONF.	ADJ CONF.
Average RPI Loss:	91	RECORD	PCT. RANK	GAMES	SCHEDULE	OF SCHEDULE	RPI	RPI	RPI	RPI
DIV. I ONLY	15- 10	118	1- 0	196	125	141	141	7	7	
DIV. I NON-CONF.	8- 2	52	0- 0	312	281	155	155	9	9	
TOTALS	RPI 1-25	RPI 26-50	W-L RECORDS	RPI 51-100	RPI 101-150	RPI 150+				
15- 10	0- 1	1- 3	OVERALL	1- 2	0- 2	13- 2				
8- 3	0- 0	1- 1	HOME	1- 1	0- 0	6- 1				
3- 7	0- 1	0- 2	AWAY	0- 1	0- 2	3- 1				
4- 0	0- 0	0- 0	NEUTRAL	0- 0	0- 0	4- 0				
8- 2	0- 0	0- 0	NON-CONFERENCE	0- 1	0- 1	8- 0				
3- 1	0- 0	0- 0	HOME	0- 1	0- 0	3- 0				
1- 1	0- 0	0- 0	AWAY	0- 0	0- 1	1- 0				
4- 0	0- 0	0- 0	NEUTRAL	0- 0	0- 0	4- 0				
7- 8	0- 1	1- 3	CONFERENCE	1- 1	0- 1	5- 2				
5- 2	0- 0	1- 1	HOME	1- 0	0- 0	3- 1				
2- 6	0- 1	0- 2	AWAY	0- 1	0- 1	2- 1				
0- 0	0- 0	0- 0	NEUTRAL	0- 0	0- 0	0- 0				

RPI 1-25				RPI 26-50				RPI 51-100				RPI 101+ Team's RPI: 141			
RPI	S	Opponent	Score	RPI	S	Opponent	Score	RPI	S	Opponent	Score	RPI	S	Opponent	Score
25	A	Central Mich.	71 94	37	A	Buffalo	72 91	63	H	Butler	47 63	103	A	Northern Ill.	59 70
				37	H	Buffalo	70 59	75	A	Kent St.	58 73	119	A	Youngstown St.	61 72
				39	A	Ohio	70 92	89	H	Toledo	70 64	191	A	N.C. A&T	49 36
				45	H	Miami (OH)	61 67					201	A	Eastern Mich.	60 67
												201	H	Eastern Mich.	60 72
												208	H	Ball St.	91 61
												224	A	Bowling Green	83 73
												224	H	Bowling Green	74 71
												240	N	Northern Ky.	77 60
												258	H	St. Bonaventure	67 58
												268	A	Western Mich.	72 59
												268	H	Western Mich.	69 62
												277	H	Canisius	62 53
												278	N	Jackson St.	74 57
												280	N	UTEP	64 57
												313	N	Oakland	85 65
												333	H	Eastern Ky.	63 54
LAST 12 Division I GAMES:															
224	A	Bowling Green	83 73	39	A	Ohio	70 92								
37	H	Buffalo	70 59	75	A	Kent St.	58 73								
201	A	Eastern Mich.	60 67	89	H	Toledo	70 64								
45	H	Miami (OH)	61 67	37	A	Buffalo	72 91								
208	H	Ball St.	91 61	103	A	Northern Ill.	59 70								
268	H	Western Mich.	69 62	201	H	Eastern Mich.	60 72								

Non-Div I Games: Malone 63 44

Akron

■ Loss,
 ■ Non-Conf,
 ■ S Site,
 ■ Home
 ■ A Away
 N Neutral

Alabama

Through Games Of March 1, 2019

Average RPI Win:	180	WON-LOST	WINNING	LAST 10	STRENGTH OF	OPP. STRENGTH	TEAM	ADJ.	CONF.	ADJ CONF.
Average RPI Loss:	77	RECORD	PCT. RANK	GAMES	SCHEDULE	OF SCHEDULE	RPI	RPI	RPI	RPI
DIV. I ONLY	13- 15	195	0- 1	79	68	153	153	5	5	
DIV. I NON-CONF.	8- 5	119	0- 1	147	140	140	140	5	5	
TOTALS	RPI 1-25	RPI 26-50	W-L RECORDS	RPI 51-100	RPI 101-150	RPI 150+				
13- 15	0- 5	0- 2	OVERALL	3- 5	1- 1	9- 2				
9- 6	0- 2	0- 1	HOME	2- 3	0- 0	7- 0				
3- 6	0- 2	0- 1	AWAY	1- 2	0- 0	2- 1				
1- 3	0- 1	0- 0	NEUTRAL	0- 0	1- 1	0- 1				
8- 5	0- 1	0- 0	NON-CONFERENCE	1- 2	1- 1	6- 1				
6- 1	0- 0	0- 0	HOME	1- 1	0- 0	5- 0				
1- 1	0- 0	0- 0	AWAY	0- 1	0- 0	1- 0				
1- 3	0- 1	0- 0	NEUTRAL	0- 0	1- 1	0- 1				
5- 10	0- 4	0- 2	CONFERENCE	2- 3	0- 0	3- 1				
3- 5	0- 2	0- 1	HOME	1- 2	0- 0	2- 0				
2- 5	0- 2	0- 1	AWAY	1- 1	0- 0	1- 1				
0- 0	0- 0	0- 0	NEUTRAL	0- 0	0- 0	0- 0				

RPI S	Opponent	Score	RPI S	Opponent	Score	RPI S	Opponent	Score	RPI S	Opponent	Score	Team's RPI: 153
9	H Mississippi St.	49 65	50	A Auburn	38 77	52	H Clemson	76 56	102	N Virginia	64 52	
16	A South Carolina	59 62	50	H Auburn	56 66	61	H LSU	56 62	148	N Tulsa	73 80	
17	A Texas A&M	43 70				65	H Tennessee	86 65	164	H Tulane	69 58	
19	N Miami (FL)	74 101				70	A Utah	62 72	172	N Louisiana Tech	62 79	
21	H Kentucky	53 68				95	H South Alabama	67 72	178	A Vanderbilt	84 65	
						98	A Georgia	58 53	200	H Grambling	73 55	
						98	H Georgia	67 76	202	H Stetson	59 47	
						99	A Arkansas	61 72	209	A SMU	62 61	
									212	H Ole Miss	46 43	
									223	A Florida	55 57	
									223	H Florida	74 67	
									306	H Southeastern La.	88 40	
									329	H Northwestern St.	87 73	
LAST 12 Division I GAMES:												
172	N Louisiana Tech	62 79	223	A Florida	55 57							
212	H Ole Miss	46 43	9	H Mississippi St.	49 65							
98	H Georgia	67 76	98	A Georgia	58 53							
178	A Vanderbilt	84 65	99	A Arkansas	61 72							
50	A Auburn	38 77	61	H LSU	56 62							
21	H Kentucky	53 68	65	H Tennessee	86 65							

Non-Div I Games:

Alabama

■ Loss,
 ■ Non-Conf,
 ■ S Site,
 ■ H Home
 ■ A Away
 N Neutral

Average RPI Win:	303	WON-LOST	WINNING	LAST 10	STRENGTH OF	OPP. STRENGTH	TEAM	ADJ.	CONF.	ADJ CONF.
Average RPI Loss:	210	RECORD	PCT. RANK	GAMES	SCHEDULE	OF SCHEDULE	RPI	RPI	RPI	RPI
DIV. I ONLY	13- 12	163	1- 0	350	330	289	289	29	29	
DIV. I NON-CONF.	5- 6	177	0- 0	309	326	263	263	28	28	
TOTALS	RPI 1-25	RPI 26-50	W-L RECORDS	RPI 51-100	RPI 101-150	RPI 150+				
13- 12	0- 0	0- 0	OVERALL	0- 0	0- 2	13- 10				
6- 5	0- 0	0- 0	HOME	0- 0	0- 0	6- 5				
6- 7	0- 0	0- 0	AWAY	0- 0	0- 2	6- 5				
1- 0	0- 0	0- 0	NEUTRAL	0- 0	0- 0	1- 0				
5- 6	0- 0	0- 0	NON-CONFERENCE	0- 0	0- 2	5- 4				
2- 2	0- 0	0- 0	HOME	0- 0	0- 0	2- 2				
2- 4	0- 0	0- 0	AWAY	0- 0	0- 2	2- 2				
1- 0	0- 0	0- 0	NEUTRAL	0- 0	0- 0	1- 0				
8- 6	0- 0	0- 0	CONFERENCE	0- 0	0- 0	8- 6				
4- 3	0- 0	0- 0	HOME	0- 0	0- 0	4- 3				
4- 3	0- 0	0- 0	AWAY	0- 0	0- 0	4- 3				
0- 0	0- 0	0- 0	NEUTRAL	0- 0	0- 0	0- 0				

RPI 1-25				RPI 26-50				RPI 51-100				RPI 101+ Team's RPI: 289			
RPI	S	Opponent	Score	RPI	S	Opponent	Score	RPI	S	Opponent	Score	RPI	S	Opponent	Score
												104	A	UAB	47 82
												147	A	Kansas	54 65
												173	A	Southern U.	60 68
												173	H	Southern U.	50 54
												200	H	Grambling	51 63
												207	A	Prairie View	65 77
												214	A	Illinois	60 88
												217	H	Jacksonville St.	48 55
												229	N	Jacksonville	65 60
												241	A	Texas Southern	45 53
												252	A	North Florida	63 62
												256	A	Austin Peay	58 75
												260	A	Alabama St.	65 57
												260	H	Alabama St.	46 60
												265	A	Murray St.	59 53
												278	H	Jackson St.	58 55
												301	H	Tennessee St.	67 57
												306	H	Southeastern La.	51 48
												327	H	Lipscomb	58 62
												328	A	Mississippi Val.	80 60
												328	H	Mississippi Val.	78 70
												345	A	Ark.-Pine Bluff	78 52
												345	H	Ark.-Pine Bluff	60 54
												351	A	Alcorn	51 50
												351	H	Alcorn	87 69
LAST 12 Division I GAMES:															
				345	H	Ark.-Pine Bluff	60 54					207	A	Prairie View	65 77
				351	A	Alcorn	51 50					351	H	Alcorn	87 69
				173	A	Southern U.	60 68					173	H	Southern U.	50 54
				260	A	Alabama St.	65 57					260	H	Alabama St.	46 60
				328	H	Mississippi Val.	78 70					345	A	Ark.-Pine Bluff	78 52
				241	A	Texas Southern	45 53					328	A	Mississippi Val.	80 60

Non-Div I Games:

Alabama A&M

■ Loss,
 ■ Non-Conf, S Site,
 ■ Home
 ■ Away
 N Neutral

Average RPI Win:	300	WON-LOST	WINNING	LAST 10	STRENGTH OF	OPP. STRENGTH	TEAM	ADJ.	CONF.	ADJ CONF.
Average RPI Loss:	151	RECORD	PCT. RANK	GAMES	SCHEDULE	OF SCHEDULE	RPI	RPI	RPI	RPI
DIV. I ONLY	9- 15	246	0- 1	232	308	260	260	29	29	
DIV. I NON-CONF.	0- 10	336	0- 0	17	136	252	252	28	28	
TOTALS	RPI 1-25	RPI 26-50	W-L RECORDS	RPI 51-100	RPI 101-150	RPI 150+				
9- 15	0- 2	0- 2	OVERALL	0- 2	0- 1	9- 8				
5- 5	0- 1	0- 0	HOME	0- 0	0- 1	5- 3				
4- 10	0- 1	0- 2	AWAY	0- 2	0- 0	4- 5				
0- 0	0- 0	0- 0	NEUTRAL	0- 0	0- 0	0- 0				
0- 10	0- 2	0- 2	NON-CONFERENCE	0- 2	0- 1	0- 3				
0- 3	0- 1	0- 0	HOME	0- 0	0- 1	0- 1				
0- 7	0- 1	0- 2	AWAY	0- 2	0- 0	0- 2				
0- 0	0- 0	0- 0	NEUTRAL	0- 0	0- 0	0- 0				
9- 5	0- 0	0- 0	CONFERENCE	0- 0	0- 0	9- 5				
5- 2	0- 0	0- 0	HOME	0- 0	0- 0	5- 2				
4- 3	0- 0	0- 0	AWAY	0- 0	0- 0	4- 3				
0- 0	0- 0	0- 0	NEUTRAL	0- 0	0- 0	0- 0				

RPI 1-25				RPI 26-50				RPI 51-100				RPI 101+ Team's RPI: 260			
RPI	S	Opponent	Score	RPI	S	Opponent	Score	RPI	S	Opponent	Score	RPI	S	Opponent	Score
16	H	South Carolina	38 94	42	A	Georgia Tech	42 69	94	A	Troy	46 116	104	H	UAB	47 62
21	A	Kentucky	35 87	50	A	Auburn	50 83	95	A	South Alabama	65 77	173	A	Southern U.	52 62
												173	H	Southern U.	78 61
												176	A	North Ala.	42 68
												194	A	Xavier	58 87
												200	H	Grambling	72 80
												207	A	Prairie View	59 71
												241	A	Texas Southern	58 51
												278	H	Jackson St.	74 67
												279	H	Samford	51 60
												289	A	Alabama A&M	60 46
												289	H	Alabama A&M	57 65
												328	A	Mississippi Val.	62 64
												328	H	Mississippi Val.	73 67
												345	A	Ark.-Pine Bluff	58 56
												345	H	Ark.-Pine Bluff	73 52
												351	A	Alcorn	70 58
												351	H	Alcorn	76 63
LAST 12 Division I GAMES:															
173	A	Southern U.	52 62	241	A	Texas Southern	58 51	173	H	Southern U.	78 61				
351	A	Alcorn	70 58	351	H	Alcorn	76 63	289	A	Alabama A&M	60 46				
289	H	Alabama A&M	57 65	328	A	Mississippi Val.	62 64	345	A	Ark.-Pine Bluff	58 56				
328	H	Mississippi Val.	73 67	207	A	Prairie View	59 71								

Non-Div I Games: Mobile 69 63

Alabama St.

■ Loss,
 ■ Non-Conf,
 ■ S Site,
 ■ Home
 ■ Away
 N Neutral

Albany (NY)

Through Games Of March 1, 2019

Average RPI Win: 273	WON-LOST	WINNING	LAST 10	STRENGTH OF	OPP. STRENGTH	TEAM	ADJ.	CONF.	ADJ CONF.
Average RPI Loss: 179	RECORD	PCT. RANK	GAMES	SCHEDULE	OF SCHEDULE	RPI	RPI	RPI	RPI
DIV. I ONLY	12- 16	216	1- 0	274	274	243	243	23	23
DIV. I NON-CONF.	3- 10	278	0- 0	247	274	289	289	25	25
TOTALS	RPI 1-25	RPI 26-50	W-L RECORDS	RPI 51-100	RPI 101-150	RPI 150+			
12- 16	0- 0	0- 1	OVERALL	0- 3	1- 4	11- 8			
6- 6	0- 0	0- 0	HOME	0- 1	0- 2	6- 3			
6- 10	0- 0	0- 1	AWAY	0- 2	1- 2	5- 5			
0- 0	0- 0	0- 0	NEUTRAL	0- 0	0- 0	0- 0			
3- 10	0- 0	0- 1	NON-CONFERENCE	0- 1	0- 2	3- 6			
1- 4	0- 0	0- 0	HOME	0- 0	0- 1	1- 3			
2- 6	0- 0	0- 1	AWAY	0- 1	0- 1	2- 3			
0- 0	0- 0	0- 0	NEUTRAL	0- 0	0- 0	0- 0			
9- 6	0- 0	0- 0	CONFERENCE	0- 2	1- 2	8- 2			
5- 2	0- 0	0- 0	HOME	0- 1	0- 1	5- 0			
4- 4	0- 0	0- 0	AWAY	0- 1	1- 1	3- 2			
0- 0	0- 0	0- 0	NEUTRAL	0- 0	0- 0	0- 0			

RPI S	Opponent	Score	RPI S	Opponent	Score	RPI S	Opponent	Score	RPI S	Opponent	Score	Team's RPI: 243
26	A Rutgers	39 65	56	A Maine	65 76	114	A Hartford	35 82				
			56	H Maine	61 67	123	A South Fla.	37 74				
			78	A Purdue	41 53	129	H Marist	56 74				
						145	A Stony Brook	54 49				
						145	H Stony Brook	52 68				
						189	H Holy Cross	50 56				
						204	A Cornell	34 48				
						230	A Columbia	62 58				
						234	A Monmouth	56 64				
						250	A Binghamton	71 62				
						250	H Binghamton	61 56				
						262	A St. Francis Brooklyn	67 60				
						276	H Manhattan	60 54				
						277	H Canisius	42 48				
						283	A Vermont	39 52				
						283	H Vermont	65 40				
						309	A UMBC	60 69				
						309	H UMBC	64 44				
						314	A New Hampshire	78 53				
						314	H New Hampshire	59 41				
						319	H Central Conn. St.	53 60				
						321	A UMass Lowell	56 53				
						321	H UMass Lowell	63 56				
						326	A Lafayette	66 67				
LAST 12 Division I GAMES:												
314	A New Hampshire	78 53	250	A Binghamton	71 62							
309	A UMBC	60 69	314	H New Hampshire	59 41							
145	H Stony Brook	52 68	114	A Hartford	35 82							
56	H Maine	61 67	145	A Stony Brook	54 49							
321	A UMass Lowell	56 53	309	H UMBC	64 44							
283	H Vermont	65 40	321	H UMass Lowell	63 56							

Non-Div I Games:

Albany (NY)

■ Loss,
■ Non-Conf, S Site,
■ Home
■ Away
N Neutral

Average RPI Win: 299	WON-LOST	WINNING	LAST 10	STRENGTH OF	OPP. STRENGTH	TEAM	ADJ.	CONF.	ADJ CONF.
Average RPI Loss: 242	RECORD	PCT. RANK	GAMES	SCHEDULE	OF SCHEDULE	RPI	RPI	RPI	RPI
DIV. I ONLY	3- 21	339	0- 1	347	343	351	351	29	29
DIV. I NON-CONF.	0- 9	336	0- 1	274	320	348	348	28	28
TOTALS	RPI 1-25	RPI 26-50	W-L RECORDS	RPI 51-100	RPI 101-150	RPI 150+			
3- 21	0- 0	0- 1	OVERALL	0- 0	0- 2	3- 18			
2- 9	0- 0	0- 0	HOME	0- 0	0- 0	2- 9			
1- 11	0- 0	0- 1	AWAY	0- 0	0- 1	1- 9			
0- 1	0- 0	0- 0	NEUTRAL	0- 0	0- 1	0- 0			
0- 9	0- 0	0- 1	NON-CONFERENCE	0- 0	0- 2	0- 6			
0- 2	0- 0	0- 0	HOME	0- 0	0- 0	0- 2			
0- 6	0- 0	0- 1	AWAY	0- 0	0- 1	0- 4			
0- 1	0- 0	0- 0	NEUTRAL	0- 0	0- 1	0- 0			
3- 12	0- 0	0- 0	CONFERENCE	0- 0	0- 0	3- 12			
2- 7	0- 0	0- 0	HOME	0- 0	0- 0	2- 7			
1- 5	0- 0	0- 0	AWAY	0- 0	0- 0	1- 5			
0- 0	0- 0	0- 0	NEUTRAL	0- 0	0- 0	0- 0			

RPI 1-25				RPI 26-50				RPI 51-100				RPI 101+ Team's RPI: 351			
RPI	S	Opponent	Score	RPI	S	Opponent	Score	RPI	S	Opponent	Score	RPI	S	Opponent	Score
				41	A	TCU	31 88					104	A	UAB	53 80
												133	N	New Mexico St.	64 82
												173	H	Southern U.	54 75
												181	A	Southern Miss.	47 66
												200	A	Grambling	56 61
												200	H	Grambling	63 79
												207	H	Prairie View	61 82
												241	H	Texas Southern	53 52
												260	A	Alabama St.	63 76
												260	H	Alabama St.	58 70
												269	H	Central Ark.	46 57
												278	A	Jackson St.	66 88
												278	H	Jackson St.	61 82
												280	A	UTEP	51 77
												289	A	Alabama A&M	69 87
												289	H	Alabama A&M	50 51
												306	H	Southeastern La.	59 77
												315	A	FIU	40 75
												328	A	Mississippi Val.	81 80
												328	H	Mississippi Val.	73 63
												329	A	Northwestern St.	65 78
												345	A	Ark.-Pine Bluff	57 66
												345	H	Ark.-Pine Bluff	57 59
LAST 12 Division I GAMES:															
				133	N	New Mexico St.	64 82					278	H	Jackson St.	61 82
				289	H	Alabama A&M	50 51					173	H	Southern U.	54 75
				260	H	Alabama St.	58 70					289	A	Alabama A&M	69 87
				345	A	Ark.-Pine Bluff	57 66					260	A	Alabama St.	63 76
				328	A	Mississippi Val.	81 80					345	H	Ark.-Pine Bluff	57 59
				200	H	Grambling	63 79					328	H	Mississippi Val.	73 63

Non-Div I Games:

Lane

58

70

Fisk

67

64

Rust

59

78

Alcorn

■ Loss,
 ■ Non-Conf,
 ■ S Site,
 ■ Home
 ■ A Away
 N Neutral

Average RPI Win:	231	WON-LOST	WINNING	LAST 10	STRENGTH OF	OPP. STRENGTH	TEAM	ADJ.	CONF.	ADJ CONF.
Average RPI Loss:	84	RECORD	PCT. RANK	GAMES	SCHEDULE	OF SCHEDULE	RPI	RPI	RPI	RPI
DIV. I ONLY	19- 8	63	1- 0	126	191	71	71	18	18	
DIV. I NON-CONF.	4- 7	228	0- 0	65	79	163	163	21	21	
TOTALS	RPI 1-25	RPI 26-50	W-L RECORDS	RPI 51-100	RPI 101-150	RPI 150+				
19- 8	0- 1	0- 2	OVERALL	0- 1	3- 3	16- 1				
10- 1	0- 0	0- 1	HOME	0- 0	2- 0	8- 0				
9- 5	0- 0	0- 1	AWAY	0- 0	1- 3	8- 1				
0- 2	0- 1	0- 0	NEUTRAL	0- 1	0- 0	0- 0				
4- 7	0- 1	0- 1	NON-CONFERENCE	0- 1	1- 3	3- 1				
3- 1	0- 0	0- 1	HOME	0- 0	1- 0	2- 0				
1- 4	0- 0	0- 0	AWAY	0- 0	0- 3	1- 1				
0- 2	0- 1	0- 0	NEUTRAL	0- 1	0- 0	0- 0				
15- 1	0- 0	0- 1	CONFERENCE	0- 0	2- 0	13- 0				
7- 0	0- 0	0- 0	HOME	0- 0	1- 0	6- 0				
8- 1	0- 0	0- 1	AWAY	0- 0	1- 0	7- 0				
0- 0	0- 0	0- 0	NEUTRAL	0- 0	0- 0	0- 0				

RPI 1-25				RPI 26-50				RPI 51-100				Team's RPI: 71	RPI 101+						
RPI	S	Opponent	Score	RPI	S	Opponent	Score	RPI	S	Opponent	Score		RPI	S	Opponent	Score			
4	N	Stanford	49 71	39	H	Ohio	67 77	69	N	FGCU	71 90		102	A	Virginia	54 57			
				47	A	Bucknell	56 71						124	A	High Point	61 66			
													127	A	Penn St.	59 80			
													136	A	Lehigh	61 53			
													136	H	Lehigh	50 47			
													148	H	Tulsa	68 52			
													156	A	Denver	54 83			
													158	A	Boston U.	64 51			
													158	H	Boston U.	50 48			
													189	A	Holy Cross	71 44			
													189	H	Holy Cross	70 58			
													195	H	George Mason	86 71			
													228	A	Navy	58 45			
													238	A	Hawaii	69 57			
													247	A	Colgate	71 66			
													247	H	Colgate	76 57			
													281	A	Army West Point	75 62			
													281	H	Army West Point	61 51			
													296	A	Loyola Maryland	67 56			
													296	H	Loyola Maryland	82 38			
LAST 12 Division I GAMES:																			
				189	A	Holy Cross	71 44			247	A	Colgate	71 66			309	H	UMBC	64 42
				326	A	Lafayette	67 57			189	H	Holy Cross	70 58			326	A	Lafayette	67 57
				158	H	Boston U.	50 48			326	H	Lafayette	60 45			326	H	Lafayette	60 45
				136	H	Lehigh	50 47			158	A	Boston U.	64 51						
				296	A	Loyola Maryland	67 56			136	A	Lehigh	61 53						
				281	A	Army West Point	75 62			296	H	Loyola Maryland	82 38						

Non-Div I Games:

American

■ Loss,
 ■ Non-Conf,
 ■ S Site,
 ■ Home
 ■ A Away
 N Neutral

Appalachian St.

Through Games Of March 1, 2019

Average RPI Win:	224	WON-LOST	WINNING	LAST 10	STRENGTH OF	OPP. STRENGTH	TEAM	ADJ.	CONF.	ADJ CONF.
Average RPI Loss:	113	RECORD	PCT. RANK	GAMES	SCHEDULE	OF SCHEDULE	RPI	RPI	RPI	RPI
DIV. I ONLY	14- 12	154	1- 0	145	170	149	149	12	12	
DIV. I NON-CONF.	6- 5	143	0- 0	175	169	133	133	14	14	
TOTALS	RPI 1-25	RPI 26-50	W-L RECORDS	RPI 51-100	RPI 101-150	RPI 150+				
14- 12	0- 1	0- 1	OVERALL	1- 5	0- 2	13- 3				
10- 3	0- 0	0- 0	HOME	1- 3	0- 0	9- 0				
4- 9	0- 1	0- 1	AWAY	0- 2	0- 2	4- 3				
0- 0	0- 0	0- 0	NEUTRAL	0- 0	0- 0	0- 0				
6- 5	0- 1	0- 1	NON-CONFERENCE	0- 1	0- 1	6- 1				
5- 0	0- 0	0- 0	HOME	0- 0	0- 0	5- 0				
1- 5	0- 1	0- 1	AWAY	0- 1	0- 1	1- 1				
0- 0	0- 0	0- 0	NEUTRAL	0- 0	0- 0	0- 0				
8- 7	0- 0	0- 0	CONFERENCE	1- 4	0- 1	7- 2				
5- 3	0- 0	0- 0	HOME	1- 3	0- 0	4- 0				
3- 4	0- 0	0- 0	AWAY	0- 1	0- 1	3- 2				
0- 0	0- 0	0- 0	NEUTRAL	0- 0	0- 0	0- 0				

RPI 1-25				RPI 26-50				RPI 51-100				RPI 101+ Team's RPI: 149			
RPI	S	Opponent	Score	RPI	S	Opponent	Score	RPI	S	Opponent	Score	RPI	S	Opponent	Score
16	A	South Carolina	50 80	42	A	Georgia Tech	53 71	52	A	Clemson	48 87	104	A	UAB	61 80
								72	H	Little Rock	59 74	132	A	Georgia St.	75 85
								86	A	UT Arlington	94 99	157	A	Davidson	81 78
								86	H	UT Arlington	65 72	162	A	Coastal Caro.	66 74
								94	H	Troy	72 83	162	H	Coastal Caro.	67 53
								95	H	South Alabama	71 63	168	A	Texas St.	62 49
												168	H	Texas St.	77 56
												180	H	Arkansas St.	75 67
												203	H	Marshall	74 52
												219	H	Elon	65 62
												248	A	ETSU	64 95
												261	A	Louisiana	55 73
												272	H	Wofford	94 70
												284	A	Ga. Southern	70 52
												295	H	Col. of Charleston	80 66
												298	H	UNC Greensboro	68 65
												316	A	La.-Monroe	80 58
												316	H	La.-Monroe	56 51
LAST 12 Division I GAMES:															
316	H	La.-Monroe	56 51	316	A	La.-Monroe	80 58								
284	A	Ga. Southern	70 52	261	A	Louisiana	55 73								
132	A	Georgia St.	75 85	72	H	Little Rock	59 74								
162	A	Coastal Caro.	66 74	180	H	Arkansas St.	75 67								
86	H	UT Arlington	65 72	162	H	Coastal Caro.	67 53								
168	H	Texas St.	77 56	168	A	Texas St.	62 49								

Non-Div I Games:

Appalachian St.

■ Loss,
 ■ Non-Conf, S Site,
 ■ Home
 ■ Away
 N Neutral

Arizona

Through Games Of March 1, 2019

Average RPI Win:	184	WON-LOST	WINNING	LAST 10	STRENGTH OF	OPP. STRENGTH	TEAM	ADJ.	CONF.	ADJ CONF.
Average RPI Loss:	41	RECORD	PCT. RANK	GAMES	SCHEDULE	OF SCHEDULE	RPI	RPI	RPI	RPI
DIV. I ONLY	17- 11	112	0- 1	84	39	84	84	2	2	
DIV. I NON-CONF.	10- 1	17	0- 0	327	244	131	131	2	2	
TOTALS	RPI 1-25	RPI 26-50	W-L RECORDS	RPI 51-100	RPI 101-150	RPI 150+				
17- 11	1- 6	2- 2	OVERALL	1- 1	1- 2	12- 0				
11- 4	1- 2	2- 1	HOME	1- 0	1- 1	6- 0				
4- 7	0- 4	0- 1	AWAY	0- 1	0- 1	4- 0				
2- 0	0- 0	0- 0	NEUTRAL	0- 0	0- 0	2- 0				
10- 1	0- 0	0- 0	NON-CONFERENCE	0- 0	1- 1	9- 0				
6- 1	0- 0	0- 0	HOME	0- 0	1- 1	5- 0				
2- 0	0- 0	0- 0	AWAY	0- 0	0- 0	2- 0				
2- 0	0- 0	0- 0	NEUTRAL	0- 0	0- 0	2- 0				
7- 10	1- 6	2- 2	CONFERENCE	1- 1	0- 1	3- 0				
5- 3	1- 2	2- 1	HOME	1- 0	0- 0	1- 0				
2- 7	0- 4	0- 1	AWAY	0- 1	0- 1	2- 0				
0- 0	0- 0	0- 0	NEUTRAL	0- 0	0- 0	0- 0				

RPI	S	Opponent	Score	RPI	S	Opponent	Score	RPI	S	Opponent	Score	RPI	S	Opponent	Score
4	A	Stanford	54 56	30	H	UCLA	93 98	70	A	Utah	64 80	109	H	Loyola Marymount	64 66
4	H	Stanford	48 78	38	A	California	76 82	70	H	Utah	66 55	112	H	Idaho St.	71 46
5	A	Oregon	60 93	38	H	California	60 55					146	A	Washington St.	88 90
5	H	Oregon	54 83	44	H	Southern California	71 68					163	A	Washington	69 59
15	A	Arizona St.	47 60									167	A	Colorado	69 67
15	H	Arizona St.	51 39									167	H	Colorado	63 51
20	A	Oregon St.	64 86									170	H	Montana	100 51
												186	N	Portland	92 70
												242	A	San Diego St.	69 60
												255	H	Northern Ariz.	71 47
												274	A	Long Beach St.	70 43
												280	H	UTEP	62 40
												302	H	South Carolina St.	73 32
												303	H	Incarinate Word	84 42
												344	N	Seattle U	84 54
LAST 12 Division I GAMES:															
5	H	Oregon	54 83	163	A	Washington	69 59								
38	A	California	76 82	15	A	Arizona St.	47 60								
4	A	Stanford	54 56	30	H	UCLA	93 98								
167	H	Colorado	63 51	44	H	Southern California	71 68								
70	H	Utah	66 55	5	A	Oregon	60 93								
146	A	Washington St.	88 90	20	A	Oregon St.	64 86								

Non-Div I Games:

Arizona

Loss, Non-Conf, S Site, H Home A Away N Neutral

Average RPI Win:	119	WON-LOST	WINNING	LAST 10	STRENGTH OF	OPP. STRENGTH	TEAM	ADJ.	CONF.	ADJ CONF.
Average RPI Loss:	21	RECORD	PCT. RANK	GAMES	SCHEDULE	OF SCHEDULE	RPI	RPI	RPI	RPI
DIV. I ONLY	19- 8	63	1- 0	10	9	15	15	2	2	
DIV. I NON-CONF.	9- 2	43	1- 0	55	11	26	26	2	2	
TOTALS	RPI 1-25	RPI 26-50	W-L RECORDS	RPI 51-100	RPI 101-150	RPI 150+				
19- 8	2- 5	3- 2	OVERALL	5- 1	3- 0	6- 0				
11- 3	1- 2	2- 1	HOME	3- 0	1- 0	4- 0				
6- 4	1- 2	0- 1	AWAY	2- 1	1- 0	2- 0				
2- 1	0- 1	1- 0	NEUTRAL	0- 0	1- 0	0- 0				
9- 2	0- 2	1- 0	NON-CONFERENCE	2- 0	2- 0	4- 0				
5- 1	0- 1	0- 0	HOME	1- 0	1- 0	3- 0				
2- 0	0- 0	0- 0	AWAY	1- 0	0- 0	1- 0				
2- 1	0- 1	1- 0	NEUTRAL	0- 0	1- 0	0- 0				
10- 6	2- 3	2- 2	CONFERENCE	3- 1	1- 0	2- 0				
6- 2	1- 1	2- 1	HOME	2- 0	0- 0	1- 0				
4- 4	1- 2	0- 1	AWAY	1- 1	1- 0	1- 0				
0- 0	0- 0	0- 0	NEUTRAL	0- 0	0- 0	0- 0				

RPI 1-25				Team's RPI: 15	RPI 26-50				RPI 51-100				RPI 101+					
RPI	S	Opponent	Score		RPI	S	Opponent	Score		RPI	S	Opponent	Score		RPI	S	Opponent	Score
2	H	Baylor	59 65		30	H	UCLA	59 61		70	A	Utah	65 63		146	A	Washington St.	61 46
3	N	Louisville	56 58		34	N	Kansas St.	65 51		70	H	Utah	60 58		148	H	Tulsa	70 52
4	A	Stanford	50 71		38	A	California	60 69		84	A	Arizona	39 51		150	N	Southern Ill.	82 38
4	H	Stanford	65 72		38	H	California	62 61		84	H	Arizona	60 47		167	A	Colorado	76 70
5	A	Oregon	71 77		44	H	Southern California	68 59		91	H	Fresno St.	68 52		167	H	Colorado	66 49
20	A	Oregon St.	79 76							99	A	Arkansas	88 85		172	H	Louisiana Tech	80 44
20	H	Oregon St.	66 54												173	H	Southern U.	69 47
														269	A	Colorado St.	70 39	
														303	H	Incarnate Word	81 43	
LAST 12 Division I GAMES:																		
148	H	Tulsa	70 52		146	A	Washington St.	61 46		84	H	Arizona	60 47					
20	H	Oregon St.	66 54		44	H	Southern California	68 59		30	H	UCLA	59 61					
4	A	Stanford	50 71		20	A	Oregon St.	79 76		5	A	Oregon	71 77					
38	A	California	60 69															
70	H	Utah	60 58															
167	H	Colorado	66 49															

Non-Div I Games:

Arizona St.

Loss, Non-Conf, S Site, H Home A Away N Neutral

Ark.-Pine Bluff

Through Games Of March 1, 2019

Average RPI Win:	351	WON-LOST	WINNING	LAST 10	STRENGTH OF	OPP. STRENGTH	TEAM	ADJ.	CONF.	ADJ CONF.
Average RPI Loss:	220	RECORD	PCT. RANK	GAMES	SCHEDULE	OF SCHEDULE	RPI	RPI	RPI	RPI
DIV. I ONLY	2- 16	344	0- 1	329	345	345	345	29	29	
DIV. I NON-CONF.	0- 3	336	0- 0	29	106	272	272	28	28	
TOTALS	RPI 1-25	RPI 26-50	W-L RECORDS	RPI 51-100	RPI 101-150	RPI 150+				
2- 16	0- 1	0- 0	OVERALL	0- 0	0- 1	2- 14				
1- 6	0- 0	0- 0	HOME	0- 0	0- 0	1- 6				
1- 10	0- 1	0- 0	AWAY	0- 0	0- 1	1- 8				
0- 0	0- 0	0- 0	NEUTRAL	0- 0	0- 0	0- 0				
0- 3	0- 1	0- 0	NON-CONFERENCE	0- 0	0- 1	0- 1				
0- 0	0- 0	0- 0	HOME	0- 0	0- 0	0- 0				
0- 3	0- 1	0- 0	AWAY	0- 0	0- 1	0- 1				
0- 0	0- 0	0- 0	NEUTRAL	0- 0	0- 0	0- 0				
2- 13	0- 0	0- 0	CONFERENCE	0- 0	0- 0	2- 13				
1- 6	0- 0	0- 0	HOME	0- 0	0- 0	1- 6				
1- 7	0- 0	0- 0	AWAY	0- 0	0- 0	1- 7				
0- 0	0- 0	0- 0	NEUTRAL	0- 0	0- 0	0- 0				

RPI 1-25				RPI 26-50				RPI 51-100				RPI 101+ Team's RPI: 345			
RPI	S	Opponent	Score	RPI	S	Opponent	Score	RPI	S	Opponent	Score	RPI	S	Opponent	Score
20	A	Oregon St.	33 89									105	A	Minnesota	42 84
												173	A	Southern U.	41 73
												173	H	Southern U.	45 56
												200	A	Grambling	57 77
												207	A	Prairie View	46 79
												207	H	Prairie View	41 80
												241	A	Texas Southern	49 62
												241	H	Texas Southern	58 59
												246	A	Wichita St.	39 76
												260	A	Alabama St.	52 73
												260	H	Alabama St.	56 58
												278	A	Jackson St.	41 60
												289	A	Alabama A&M	54 60
												289	H	Alabama A&M	52 78
												328	H	Mississippi Val.	56 62
												351	A	Alcorn	59 57
												351	H	Alcorn	66 57
LAST 12 Division I GAMES:															
289	A	Alabama A&M	54 60	278	A	Jackson St.	41 60								
207	A	Prairie View	46 79	200	A	Grambling	57 77								
241	A	Texas Southern	49 62	207	H	Prairie View	41 80								
351	H	Alcorn	66 57	241	H	Texas Southern	58 59								
173	H	Southern U.	45 56	351	A	Alcorn	59 57								
260	A	Alabama St.	52 73	173	A	Southern U.	41 73								

Non-Div I Games: LeMoyne-Owen 52 43 Paul Quinn 68 52 Philander Smith 48 53 Tougaloo 68 60 Ark.-Pine Bluff

Loss, Non-Conf, S Site, H Home A Away N Neutral

Arkansas

Through Games Of March 1, 2019

Average RPI Win:	186	WON-LOST	WINNING	LAST 10	STRENGTH OF	OPP. STRENGTH	TEAM	ADJ.	CONF.	ADJ CONF.
Average RPI Loss:	46	RECORD	PCT. RANK	GAMES	SCHEDULE	OF SCHEDULE	RPI	RPI	RPI	RPI
DIV. I ONLY	17- 12	126	0- 1	80	65	99	99	5	5	
DIV. I NON-CONF.	11- 3	56	0- 0	136	128	53	53	5	5	
TOTALS	RPI 1-25	RPI 26-50	W-L RECORDS	RPI 51-100	RPI 101-150	RPI 150+				
17- 12	0- 5	0- 3	OVERALL	3- 3	1- 1	13- 0				
9- 6	0- 3	0- 2	HOME	1- 1	0- 0	8- 0				
6- 5	0- 2	0- 1	AWAY	2- 2	1- 0	3- 0				
2- 1	0- 0	0- 0	NEUTRAL	0- 0	0- 1	2- 0				
11- 3	0- 2	0- 0	NON-CONFERENCE	2- 0	1- 1	8- 0				
6- 1	0- 1	0- 0	HOME	1- 0	0- 0	5- 0				
3- 1	0- 1	0- 0	AWAY	1- 0	1- 0	1- 0				
2- 1	0- 0	0- 0	NEUTRAL	0- 0	0- 1	2- 0				
6- 9	0- 3	0- 3	CONFERENCE	1- 3	0- 0	5- 0				
3- 5	0- 2	0- 2	HOME	0- 1	0- 0	3- 0				
3- 4	0- 1	0- 1	AWAY	1- 2	0- 0	2- 0				
0- 0	0- 0	0- 0	NEUTRAL	0- 0	0- 0	0- 0				

RPI 1-25			RPI 26-50			RPI 51-100			Team's RPI: 99	RPI 101+		
RPI	S	Opponent	Score	RPI	S	Opponent	Score	RPI	S	Opponent	Score	
9	H	Mississippi St.	69 93	27	A	Missouri	53 71	61	A	LSU	34 71	122 N Pittsburgh 54 61
11	A	Iowa St.	82 91	27	H	Missouri	67 73	65	A	Tennessee	80 79	148 A Tulsa 61 59
15	H	Arizona St.	85 88	50	H	Auburn	72 75	86	A	UT Arlington	66 65	153 H Alabama 72 61
16	H	South Carolina	79 87					87	H	Nebraska	84 80	159 A Abilene Christian 80 68
21	A	Kentucky	59 61					98	A	Georgia	83 93	161 H Tennessee Tech 65 42
								98	H	Georgia	72 80	169 H Oral Roberts 74 61
												178 H Vanderbilt 83 62
												187 N Wisconsin 69 68
												207 H Prairie View 71 44
												212 A Ole Miss 85 55
												212 H Ole Miss 73 61
												223 A Florida 83 73
												278 H Jackson St. 76 57
												301 N Tennessee St. 79 55
												329 H Northwestern St. 98 53
LAST 12 Division I GAMES:												
27	H	Missouri	67 73	16	H	South Carolina	79 87					
212	H	Ole Miss	73 61	98	H	Georgia	72 80					
98	A	Georgia	83 93	223	A	Florida	83 73					
21	A	Kentucky	59 61	153	H	Alabama	72 61					
50	H	Auburn	72 75	65	A	Tennessee	80 79					
61	A	LSU	34 71	178	H	Vanderbilt	83 62					

Non-Div I Games:

Arkansas

■ Loss,
■ Non-Conf, S Site,
■ Home
■ Away
N Neutral

Average RPI Win:	207	WON-LOST	WINNING	LAST 10	STRENGTH OF	OPP. STRENGTH	TEAM	ADJ.	CONF.	ADJ CONF.
Average RPI Loss:	108	RECORD	PCT. RANK	GAMES	SCHEDULE	OF SCHEDULE	RPI	RPI	RPI	RPI
DIV. I ONLY	10- 16	236	0- 1	74	139	180	180	12	12	
DIV. I NON-CONF.	5- 6	177	0- 0	161	112	177	177	14	14	
TOTALS	RPI 1-25	RPI 26-50	W-L RECORDS	RPI 51-100	RPI 101-150	RPI 150+				
10- 16	0- 1	0- 1	OVERALL	3- 6	1- 4	6- 4				
8- 5	0- 0	0- 0	HOME	2- 2	1- 1	5- 2				
2- 11	0- 1	0- 1	AWAY	1- 4	0- 3	1- 2				
0- 0	0- 0	0- 0	NEUTRAL	0- 0	0- 0	0- 0				
5- 6	0- 1	0- 1	NON-CONFERENCE	0- 1	1- 2	4- 1				
4- 1	0- 0	0- 0	HOME	0- 0	1- 0	3- 1				
1- 5	0- 1	0- 1	AWAY	0- 1	0- 2	1- 0				
0- 0	0- 0	0- 0	NEUTRAL	0- 0	0- 0	0- 0				
5- 10	0- 0	0- 0	CONFERENCE	3- 5	0- 2	2- 3				
4- 4	0- 0	0- 0	HOME	2- 2	0- 1	2- 1				
1- 6	0- 0	0- 0	AWAY	1- 3	0- 1	0- 2				
0- 0	0- 0	0- 0	NEUTRAL	0- 0	0- 0	0- 0				

RPI	S	Opponent	Score	RPI	S	Opponent	Score	RPI	S	Opponent	Score	RPI	S	Opponent	Score	Team's RPI: 180
17	A	Texas A&M	56 97	27	A	Missouri	50 70	62	A	Belmont	55 74	116	A	UT Martin	91 97	
								72	A	Little Rock	55 68	128	A	Oklahoma St.	60 62	
								72	H	Little Rock	62 58	132	H	Georgia St.	62 64	
								86	A	UT Arlington	62 67	148	H	Tulsa	73 60	
								86	H	UT Arlington	73 100	149	A	Appalachian St.	67 75	
								94	A	Troy	79 87	162	A	Coastal Caro.	72 88	
								94	H	Troy	89 100	168	A	Texas St.	54 68	
								95	A	South Alabama	77 64	168	H	Texas St.	62 85	
								95	H	South Alabama	69 58	172	H	Louisiana Tech	70 80	
												206	H	Memphis	77 66	
												261	H	Louisiana	87 75	
												265	H	Murray St.	74 63	
												280	A	UTEP	67 66	
												316	H	La.-Monroe	64 54	
												328	H	Mississippi Val.	60 57	
LAST 12 Division I GAMES:																
132	H	Georgia St.	62 64	72	A	Little Rock	55 68									
72	H	Little Rock	62 58	162	A	Coastal Caro.	72 88									
86	A	UT Arlington	62 67	149	A	Appalachian St.	67 75									
168	A	Texas St.	54 68	168	H	Texas St.	62 85									
94	H	Troy	89 100	86	H	UT Arlington	73 100									
95	H	South Alabama	69 58	94	A	Troy	79 87									

Non-Div I Games:

Arkansas St.

Army West Point

Through Games Of March 1, 2019

Average RPI Win:	286	WON-LOST	WINNING	LAST 10	STRENGTH OF	OPP. STRENGTH	TEAM	ADJ.	CONF.	ADJ CONF.
Average RPI Loss:	165	RECORD	PCT. RANK	GAMES	SCHEDULE	OF SCHEDULE	RPI	RPI	RPI	RPI
DIV. I ONLY	10- 16	236	0- 1	291	258	281	281	18	18	
DIV. I NON-CONF.	4- 6	212	0- 0	317	323	297	297	21	21	
TOTALS	RPI 1-25	RPI 26-50	W-L RECORDS	RPI 51-100	RPI 101-150	RPI 150+				
10- 16	0- 0	0- 2	OVERALL	0- 2	0- 4	10- 8				
6- 7	0- 0	0- 1	HOME	0- 1	0- 3	6- 2				
4- 9	0- 0	0- 1	AWAY	0- 1	0- 1	4- 6				
0- 0	0- 0	0- 0	NEUTRAL	0- 0	0- 0	0- 0				
4- 6	0- 0	0- 1	NON-CONFERENCE	0- 0	0- 2	4- 3				
2- 3	0- 0	0- 0	HOME	0- 0	0- 2	2- 1				
2- 3	0- 0	0- 1	AWAY	0- 0	0- 0	2- 2				
0- 0	0- 0	0- 0	NEUTRAL	0- 0	0- 0	0- 0				
6- 10	0- 0	0- 1	CONFERENCE	0- 2	0- 2	6- 5				
4- 4	0- 0	0- 1	HOME	0- 1	0- 1	4- 1				
2- 6	0- 0	0- 0	AWAY	0- 1	0- 1	2- 4				
0- 0	0- 0	0- 0	NEUTRAL	0- 0	0- 0	0- 0				

RPI S	Opponent	Score	RPI S	Opponent	Score	RPI S	Opponent	Score	RPI S	Opponent	Score	Team's RPI: 281
41	A TCU	38 63	71	A American	51 61	107	H St. John's (NY)	49 60				
47	H Bucknell	52 66	71	H American	62 75	126	H Yale	51 62				
						136	A Lehigh	46 55				
						136	H Lehigh	50 73				
						158	A Boston U.	51 63				
						189	A Holy Cross	39 58				
						189	H Holy Cross	60 53				
						228	A Navy	60 48				
						228	H Navy	55 52				
						230	A Columbia	49 70				
						247	A Colgate	80 85				
						247	H Colgate	58 70				
						250	A Binghamton	47 60				
						262	H St. Francis Brooklyn	69 57				
						291	H Air Force	60 71				
						296	A Loyola Maryland	51 70				
						296	H Loyola Maryland	69 57				
						312	A Wagner	61 46				
						326	A Lafayette	64 40				
						326	H Lafayette	65 50				
						346	A LIU Brooklyn	57 42				
						347	H Fairleigh Dickinson	62 40				
LAST 12 Division I GAMES:												
247	A Colgate	80 85	296	A Loyola Maryland	51 70							
136	A Lehigh	46 55	247	H Colgate	58 70							
189	H Holy Cross	60 53	136	H Lehigh	50 73							
228	A Navy	60 48	189	A Holy Cross	39 58							
326	A Lafayette	64 40	228	H Navy	55 52							
71	H American	62 75	326	H Lafayette	65 50							

Non-Div I Games: Connecticut Col. 74 48

Army West Point

Loss, Non-Conf, S Site, H Home A Away N Neutral

Average RPI Win:	166	WON-LOST	WINNING	LAST 10	STRENGTH OF	OPP. STRENGTH	TEAM	ADJ.	CONF.	ADJ CONF.
Average RPI Loss:	29	RECORD	PCT. RANK	GAMES	SCHEDULE	OF SCHEDULE	RPI	RPI	RPI	RPI
DIV. I ONLY	19- 8	63	1- 0	77	49	50	50	5	5	
DIV. I NON-CONF.	11- 1	13	1- 0	178	103	27	27	5	5	
TOTALS	RPI 1-25	RPI 26-50	W-L RECORDS	RPI 51-100	RPI 101-150	RPI 150+				
19- 8	0- 5	2- 1	OVERALL	3- 2	1- 0	13- 0				
9- 5	0- 4	1- 0	HOME	1- 1	1- 0	6- 0				
8- 3	0- 1	0- 1	AWAY	2- 1	0- 0	6- 0				
2- 0	0- 0	1- 0	NEUTRAL	0- 0	0- 0	1- 0				
11- 1	0- 1	1- 0	NON-CONFERENCE	1- 0	1- 0	8- 0				
6- 0	0- 0	0- 0	HOME	0- 0	1- 0	5- 0				
3- 1	0- 1	0- 0	AWAY	1- 0	0- 0	2- 0				
2- 0	0- 0	1- 0	NEUTRAL	0- 0	0- 0	1- 0				
8- 7	0- 4	1- 1	CONFERENCE	2- 2	0- 0	5- 0				
3- 5	0- 4	1- 0	HOME	1- 1	0- 0	1- 0				
5- 2	0- 0	0- 1	AWAY	1- 1	0- 0	4- 0				
0- 0	0- 0	0- 0	NEUTRAL	0- 0	0- 0	0- 0				

RPI 1-25				RPI 26-50				Team's RPI: 50		RPI 51-100				RPI 101+			
RPI	S	Opponent	Score	RPI	S	Opponent	Score			RPI	S	Opponent	Score	RPI	S	Opponent	Score
9	H	Mississippi St.	59 85	27	A	Missouri	65 74			51	A	New Mexico	79 76	131	H	Oklahoma	95 79
11	A	Iowa St.	64 67	27	H	Missouri	58 54			65	A	Tennessee	62 73	153	A	Alabama	66 56
16	H	South Carolina	66 73	33	N	North Carolina	86 81			65	H	Tennessee	69 78	153	H	Alabama	77 38
17	H	Texas A&M	67 69							98	H	Georgia	59 58	162	N	Coastal Caro.	84 78
21	H	Kentucky	68 78							99	A	Arkansas	75 72	173	H	Nicholls St.	80 59
														178	A	Vanderbilt	72 70
														200	H	Grambling	97 48
														212	A	Ole Miss	64 51
														219	A	Elon	96 44
														223	A	Florida	64 56
														236	A	Saint Joseph's	81 70
														260	H	Alabama St.	83 50
														261	H	Louisiana	71 59
														279	H	Samford	73 46
LAST 12 Division I GAMES:																	
				51	A	New Mexico	79 76			99	A	Arkansas	75 72				
				11	A	Iowa St.	64 67			21	H	Kentucky	68 78				
				16	H	South Carolina	66 73			98	H	Georgia	59 58				
				27	H	Missouri	58 54			212	A	Ole Miss	64 51				
				153	H	Alabama	77 38			27	A	Missouri	65 74				
				65	A	Tennessee	62 73			17	H	Texas A&M	67 69				

Non-Div I Games: Xavier (LA) 77 58

Auburn

■ Loss,
■ Non-Conf, S Site,
■ Home
■ Away
N Neutral

Average RPI Win:	250	WON-LOST	WINNING	LAST 10	STRENGTH OF	OPP. STRENGTH	TEAM	ADJ.	CONF.	ADJ CONF.
Average RPI Loss:	196	RECORD	PCT. RANK	GAMES	SCHEDULE	OF SCHEDULE	RPI	RPI	RPI	RPI
DIV. I ONLY	13- 13	170	0- 0	324	261	256	256	22	22	
DIV. I NON-CONF.	3- 6	241	0- 0	344	271	341	341	22	22	
TOTALS	RPI 1-25	RPI 26-50	W-L RECORDS	RPI 51-100	RPI 101-150	RPI 150+				
13- 13	0- 0	0- 0	OVERALL	0- 2	2- 2	11- 9				
9- 4	0- 0	0- 0	HOME	0- 1	1- 1	8- 2				
4- 9	0- 0	0- 0	AWAY	0- 1	1- 1	3- 7				
0- 0	0- 0	0- 0	NEUTRAL	0- 0	0- 0	0- 0				
3- 6	0- 0	0- 0	NON-CONFERENCE	0- 1	0- 0	3- 5				
3- 1	0- 0	0- 0	HOME	0- 0	0- 0	3- 1				
0- 5	0- 0	0- 0	AWAY	0- 1	0- 0	0- 4				
0- 0	0- 0	0- 0	NEUTRAL	0- 0	0- 0	0- 0				
10- 7	0- 0	0- 0	CONFERENCE	0- 1	2- 2	8- 4				
6- 3	0- 0	0- 0	HOME	0- 1	1- 1	5- 1				
4- 4	0- 0	0- 0	AWAY	0- 0	1- 1	3- 3				
0- 0	0- 0	0- 0	NEUTRAL	0- 0	0- 0	0- 0				

RPI 1-25				RPI 26-50				RPI 51-100				RPI 101+				Team's RPI: 256	
RPI	S	Opponent	Score	RPI	S	Opponent	Score	RPI	S	Opponent	Score	RPI	S	Opponent	Score		
								62	H	Belmont	62	80	116	A	UT Martin	65	74
								85	A	Cincinnati	48	69	116	H	UT Martin	58	59
												130	A	Morehead St.	84	75	
												130	H	Morehead St.	81	80	
												154	A	Illinois St.	49	61	
												161	A	Tennessee Tech	72	65	
												178	A	Vanderbilt	70	99	
												217	A	Jacksonville St.	56	67	
												218	A	SIUE	68	69	
												218	H	SIUE	77	65	
												232	A	Southeast Mo. St.	54	64	
												232	H	Southeast Mo. St.	56	54	
												233	A	Western Ill.	72	77	
												240	H	Northern Ky.	52	48	
												265	H	Murray St.	59	56	
												287	A	Eastern Ill.	73	60	
												287	H	Eastern Ill.	57	67	
												289	H	Alabama A&M	75	58	
												301	H	Tennessee St.	74	47	
												324	A	Evansville	52	56	
												327	H	Lipscomb	70	58	
												328	H	Mississippi Val.	89	95	
												333	A	Eastern Ky.	80	60	
												333	H	Eastern Ky.	100	65	
LAST 12 Division I GAMES:																	
				333	A	Eastern Ky.	80	60				218	H	SIUE	77	65	
				116	H	UT Martin	58	59				217	A	Jacksonville St.	56	67	
				232	H	Southeast Mo. St.	56	54				161	A	Tennessee Tech	72	65	
				265	H	Murray St.	59	56				62	H	Belmont	62	80	
				130	A	Morehead St.	84	75				301	H	Tennessee St.	74	47	
				287	H	Eastern Ill.	57	67				287	A	Eastern Ill.	73	60	

Non-Div I Games: Christian Bros. 100 62 Trevecca Nazarene 90 78

Austin Peay

Average RPI Win:	158	WON-LOST	WINNING	LAST 10	STRENGTH OF	OPP. STRENGTH	TEAM	ADJ.	CONF.	ADJ CONF.
Average RPI Loss:	109	RECORD	PCT. RANK	GAMES	SCHEDULE	OF SCHEDULE	RPI	RPI	RPI	RPI
DIV. I ONLY	22- 6	28	1- 0	91	95	32	32	8	8	
DIV. I NON-CONF.	8- 3	72	0- 0	141	162	69	69	7	7	
TOTALS	RPI 1-25	RPI 26-50	W-L RECORDS	RPI 51-100	RPI 101-150	RPI 150+				
22- 6	2- 0	1- 1	OVERALL	5- 3	2- 1	12- 1				
11- 2	1- 0	0- 1	HOME	3- 1	2- 0	5- 0				
9- 4	1- 0	0- 0	AWAY	2- 2	0- 1	6- 1				
2- 0	0- 0	1- 0	NEUTRAL	0- 0	0- 0	1- 0				
8- 3	0- 0	1- 1	NON-CONFERENCE	1- 1	1- 0	5- 1				
4- 1	0- 0	0- 1	HOME	1- 0	1- 0	2- 0				
2- 2	0- 0	0- 0	AWAY	0- 1	0- 0	2- 1				
2- 0	0- 0	1- 0	NEUTRAL	0- 0	0- 0	1- 0				
14- 3	2- 0	0- 0	CONFERENCE	4- 2	1- 1	7- 0				
7- 1	1- 0	0- 0	HOME	2- 1	1- 0	3- 0				
7- 2	1- 0	0- 0	AWAY	2- 1	0- 1	4- 0				
0- 0	0- 0	0- 0	NEUTRAL	0- 0	0- 0	0- 0				

RPI 1-25				RPI 26-50				Team's RPI: 32				RPI 51-100				RPI 101+			
RPI	S	Opponent	Score	RPI	S	Opponent	Score	RPI	S	Opponent	Score	RPI	S	Opponent	Score	RPI	S	Opponent	Score
13	A	Gonzaga	66 64	38	H	California	52 70	53	A	Saint Mary's (CA)	74 73	109	A	Loyola Marymount	58 61				
13	H	Gonzaga	70 68	41	N	TCU	61 58	53	H	Saint Mary's (CA)	75 78	109	H	Loyola Marymount	55 44				
								70	A	Utah	67 78	135	H	UC Riverside	72 70				
								96	A	Pepperdine	65 79	165	A	Santa Clara	54 44				
								96	H	Pepperdine	83 58	183	H	Eastern Wash.	80 65				
								97	A	Pacific	77 74	185	A	Utah St.	62 57				
								97	H	Pacific	75 49	186	A	Portland	70 69				
								100	H	Northern Colo.	70 50	186	H	Portland	79 71				
												239	A	San Francisco	67 59				
												239	H	San Francisco	82 59				
												254	N	California Baptist	76 69				
												266	A	San Diego	65 56				
												266	H	San Diego	80 68				
												269	H	Colorado St.	51 42				
												273	A	Utah Valley	77 51				
												286	A	Southern Utah	64 67				
LAST 12 Division I GAMES:																			
239	H	San Francisco	82 59	96	A	Pepperdine	65 79												
266	H	San Diego	80 68	109	A	Loyola Marymount	58 61												
13	A	Gonzaga	66 64	266	A	San Diego	65 56												
186	A	Portland	70 69	186	H	Portland	79 71												
97	H	Pacific	75 49	13	H	Gonzaga	70 68												
53	H	Saint Mary's (CA)	75 78	53	A	Saint Mary's (CA)	74 73												

Non-Div I Games:

BYU

■ Loss,
 ■ Non-Conf,
 S Site,
 ■ Home
 ■ Away
 N Neutral

Average RPI Win:	182	WON-LOST	WINNING	LAST 10	STRENGTH OF	OPP. STRENGTH	TEAM	ADJ.	CONF.	ADJ CONF.
Average RPI Loss:	88	RECORD	PCT. RANK	GAMES	SCHEDULE	OF SCHEDULE	RPI	RPI	RPI	RPI
DIV. I ONLY	6- 20	303	0- 1	40	81	208	208	7	7	
DIV. I NON-CONF.	4- 7	228	0- 0	124	38	208	208	9	9	
TOTALS	RPI 1-25	RPI 26-50	W-L RECORDS	RPI 51-100	RPI 101-150	RPI 150+				
6- 20	0- 2	0- 6	OVERALL	2- 6	1- 3	3- 3				
5- 8	0- 1	0- 2	HOME	2- 2	0- 1	3- 2				
1- 9	0- 1	0- 3	AWAY	0- 3	1- 1	0- 1				
0- 3	0- 0	0- 1	NEUTRAL	0- 1	0- 1	0- 0				
4- 7	0- 0	0- 1	NON-CONFERENCE	1- 4	1- 1	2- 1				
3- 2	0- 0	0- 0	HOME	1- 1	0- 0	2- 1				
1- 2	0- 0	0- 0	AWAY	0- 2	1- 0	0- 0				
0- 3	0- 0	0- 1	NEUTRAL	0- 1	0- 1	0- 0				
2- 13	0- 2	0- 5	CONFERENCE	1- 2	0- 2	1- 2				
2- 6	0- 1	0- 2	HOME	1- 1	0- 1	1- 1				
0- 7	0- 1	0- 3	AWAY	0- 1	0- 1	0- 1				
0- 0	0- 0	0- 0	NEUTRAL	0- 0	0- 0	0- 0				

RPI 1-25				RPI 26-50				RPI 51-100				RPI 101+ Team's RPI: 208			
RPI	S	Opponent	Score	RPI	S	Opponent	Score	RPI	S	Opponent	Score	RPI	S	Opponent	Score
25	A	Central Mich.	63 81	37	A	Buffalo	65 77	57	A	Missouri St.	54 74	103	H	Northern Ill.	83 93
25	H	Central Mich.	64 81	37	H	Buffalo	58 97	63	A	Butler	47 64	111	N	Fordham	70 78
				39	A	Ohio	62 94	75	H	Kent St.	48 44	121	A	Western Ky.	86 83
				39	H	Ohio	75 90	78	H	Purdue	38 80	141	A	Akron	61 91
				45	A	Miami (OH)	57 60	82	N	Duke	62 79	178	H	Vanderbilt	43 60
				47	N	Quinnipiac	66 69	85	H	Cincinnati	75 63	201	A	Eastern Mich.	53 56
								89	A	Toledo	58 65	224	H	Bowling Green	77 70
								89	H	Toledo	62 63	268	H	Western Mich.	62 65
												285	H	Cleveland St.	67 62
												301	H	Tennessee St.	90 51
LAST 12 Division I GAMES:															
25	A	Central Mich.	63 81	141	A	Akron	61 91								
47	N	Quinnipiac	66 69	103	H	Northern Ill.	83 93								
82	N	Duke	62 79	37	H	Buffalo	58 97								
25	H	Central Mich.	64 81	39	A	Ohio	62 94								
89	H	Toledo	62 63	268	H	Western Mich.	62 65								
201	A	Eastern Mich.	53 56	75	H	Kent St.	48 44								

Non-Div I Games: Urbana 99 62

Ball St.

Loss, Non-Conf, S Site, H Home A Away N Neutral

Average RPI Win: 91		WON-LOST	WINNING	LAST 10	STRENGTH OF		OPP. STRENGTH	TEAM	ADJ.	CONF.	ADJ CONF.
Average RPI Loss: 4		RECORD	PCT. RANK	GAMES	SCHEDULE		OF SCHEDULE	RPI	RPI	RPI	RPI
DIV. I ONLY		26- 1	1	1- 0	2		14	2	2	3	3
DIV. I NON-CONF.		10- 1	17	0- 0	5		28	2	2	3	3
TOTALS		RPI 1-25	RPI 26-50		W-L RECORDS		RPI 51-100	RPI 101-150		RPI 150+	
26- 1		5- 1	7- 0		OVERALL		2- 0	8- 0		4- 0	
14- 0		2- 0	3- 0		HOME		1- 0	4- 0		4- 0	
10- 1		3- 1	3- 0		AWAY		0- 0	4- 0		0- 0	
2- 0		0- 0	1- 0		NEUTRAL		1- 0	0- 0		0- 0	
10- 1		3- 1	1- 0		NON-CONFERENCE		1- 0	1- 0		4- 0	
6- 0		1- 0	0- 0		HOME		0- 0	1- 0		4- 0	
2- 1		2- 1	0- 0		AWAY		0- 0	0- 0		0- 0	
2- 0		0- 0	1- 0		NEUTRAL		1- 0	0- 0		0- 0	
16- 0		2- 0	6- 0		CONFERENCE		1- 0	7- 0		0- 0	
8- 0		1- 0	3- 0		HOME		1- 0	3- 0		0- 0	
8- 0		1- 0	3- 0		AWAY		0- 0	4- 0		0- 0	
0- 0		0- 0	0- 0		NEUTRAL		0- 0	0- 0		0- 0	

RPI	S	Opponent	Score	RPI	S	Opponent	Score	RPI	S	Opponent	Score	RPI	S	Opponent	Score
4	A	Stanford	63 68	28	A	Texas	74 68	72	H	West Virginia	79 47	128	A	Oklahoma St.	66 58
6	H	UConn	68 57	28	H	Texas	64 35	81	N	Georgetown	67 46	130	H	Morehead St.	96 58
11	A	Iowa St.	73 60	29	N	South Dakota St.	72 66					131	A	Oklahoma	74 53
11	H	Iowa St.	84 69	34	A	Kansas St.	71 48					131	H	Oklahoma	87 53
15	A	Arizona St.	65 59	34	H	Kansas St.	65 50					144	A	Texas Tech	73 56
16	A	South Carolina	94 69	41	A	TCU	79 55					144	H	Texas Tech	96 37
				41	H	TCU	89 71					147	A	Kansas	94 68
												147	H	Kansas	80 40
												173	H	Nicholls St.	100 39
												173	H	Southern U.	94 49
												231	H	Saint Francis (PA)	116 58
												235	H	UTRGV	98 37
LAST 12 Division I GAMES:															
28	H	Texas	64 35	28	A	Texas	74 68								
11	A	Iowa St.	73 60	144	H	Texas Tech	96 37								
147	H	Kansas	80 40	128	A	Oklahoma St.	66 58								
131	H	Oklahoma	87 53	131	A	Oklahoma	74 53								
34	A	Kansas St.	71 48	11	H	Iowa St.	84 69								
41	H	TCU	89 71	72	H	West Virginia	79 47								

Non-Div I Games:

Baylor

■ Loss,
■ Non-Conf, S Site,
■ Home
■ Away
N Neutral

Belmont

Through Games Of March 1, 2019

Average RPI Win:	213	WON-LOST	WINNING	LAST 10	STRENGTH OF	OPP. STRENGTH	TEAM	ADJ.	CONF.	ADJ CONF.
Average RPI Loss:	82	RECORD	PCT. RANK	GAMES	SCHEDULE	OF SCHEDULE	RPI	RPI	RPI	RPI
DIV. I ONLY	22- 6	28	0- 1	171	167	62	62	22	22	
DIV. I NON-CONF.	7- 4	108	0- 0	106	19	51	51	22	22	
TOTALS	RPI 1-25	RPI 26-50	W-L RECORDS	RPI 51-100	RPI 101-150	RPI 150+				
22- 6	0- 1	0- 0	OVERALL	2- 3	4- 1	16- 1				
11- 2	0- 0	0- 0	HOME	0- 1	3- 0	8- 1				
11- 4	0- 1	0- 0	AWAY	2- 2	1- 1	8- 0				
0- 0	0- 0	0- 0	NEUTRAL	0- 0	0- 0	0- 0				
7- 4	0- 1	0- 0	NON-CONFERENCE	2- 3	1- 0	4- 0				
3- 1	0- 0	0- 0	HOME	0- 1	1- 0	2- 0				
4- 3	0- 1	0- 0	AWAY	2- 2	0- 0	2- 0				
0- 0	0- 0	0- 0	NEUTRAL	0- 0	0- 0	0- 0				
15- 2	0- 0	0- 0	CONFERENCE	0- 0	3- 1	12- 1				
8- 1	0- 0	0- 0	HOME	0- 0	2- 0	6- 1				
7- 1	0- 0	0- 0	AWAY	0- 0	1- 1	6- 0				
0- 0	0- 0	0- 0	NEUTRAL	0- 0	0- 0	0- 0				

RPI	S	Opponent	Score	RPI	S	Opponent	Score	RPI	S	Opponent	Score	RPI	S	Opponent	Score
7	A	NC State	62 77					52	A	Clemson	62 65	116	A	UT Martin	68 71
								60	A	Middle Tenn.	45 38	116	H	UT Martin	100 86
								65	A	Tennessee	76 84	130	A	Morehead St.	77 57
								67	A	Wright St.	79 63	130	H	Morehead St.	77 50
								89	H	Toledo	69 78	148	H	Tulsa	78 53
												161	A	Tennessee Tech	99 67
												161	H	Tennessee Tech	72 77
												171	A	Chattanooga	67 51
												180	H	Arkansas St.	74 55
												217	A	Jacksonville St.	64 41
												217	H	Jacksonville St.	66 52
												218	H	SIUE	87 54
												232	H	Southeast Mo. St.	91 57
												240	A	Northern Ky.	71 53
												256	A	Austin Peay	80 62
												265	A	Murray St.	65 58
												287	H	Eastern Ill.	98 57
												301	A	Tennessee St.	89 65
												301	H	Tennessee St.	80 46
												327	H	Lipscomb	83 43
												333	A	Eastern Ky.	87 52
												333	H	Eastern Ky.	69 43
LAST 12 Division I GAMES:															
116	A	UT Martin	68 71	333	A	Eastern Ky.	87 52	116	H	UT Martin	100 86	232	H	Southeast Mo. St.	91 57
218	H	SIUE	87 54	256	A	Austin Peay	80 62	265	A	Murray St.	65 58	301	H	Tennessee St.	80 46
287	H	Eastern Ill.	98 57	301	A	Tennessee St.	89 65	327	H	Lipscomb	83 43	333	A	Eastern Ky.	87 52
161	A	Tennessee Tech	99 67	130	A	Morehead St.	77 57								

Non-Div I Games:

Belmont

Loss, Non-Conf, S Site, H Home A Away N Neutral

Bethune-Cookman

Through Games Of March 1, 2019

Average RPI Win:	296	WON-LOST	WINNING	LAST 10	STRENGTH OF	OPP. STRENGTH	TEAM	ADJ.	CONF.	ADJ CONF.
Average RPI Loss:	194	RECORD	PCT. RANK	GAMES	SCHEDULE	OF SCHEDULE	RPI	RPI	RPI	RPI
DIV. I ONLY	15- 9	105	1- 0	344	333	205	205	32	32	
DIV. I NON-CONF.	5- 5	162	0- 0	316	178	215	215	32	32	
TOTALS	RPI 1-25	RPI 26-50	W-L RECORDS	RPI 51-100	RPI 101-150	RPI 150+				
15- 9	0- 0	0- 0	OVERALL	0- 0	0- 3	15- 6				
7- 2	0- 0	0- 0	HOME	0- 0	0- 0	7- 2				
7- 7	0- 0	0- 0	AWAY	0- 0	0- 3	7- 4				
1- 0	0- 0	0- 0	NEUTRAL	0- 0	0- 0	1- 0				
5- 5	0- 0	0- 0	NON-CONFERENCE	0- 0	0- 3	5- 2				
3- 0	0- 0	0- 0	HOME	0- 0	0- 0	3- 0				
1- 5	0- 0	0- 0	AWAY	0- 0	0- 3	1- 2				
1- 0	0- 0	0- 0	NEUTRAL	0- 0	0- 0	1- 0				
10- 4	0- 0	0- 0	CONFERENCE	0- 0	0- 0	10- 4				
4- 2	0- 0	0- 0	HOME	0- 0	0- 0	4- 2				
6- 2	0- 0	0- 0	AWAY	0- 0	0- 0	6- 2				
0- 0	0- 0	0- 0	NEUTRAL	0- 0	0- 0	0- 0				

RPI 1-25				RPI 26-50				RPI 51-100				RPI 101+				Team's RPI: 205	
RPI	S	Opponent	Score	RPI	S	Opponent	Score	RPI	S	Opponent	Score	RPI	S	Opponent	Score		
												118	A	Charlotte	69	73	
												123	A	South Fla.	39	88	
												132	A	Georgia St.	57	62	
												190	H	UMES	52	64	
												191	H	N.C. A&T	48	72	
												213	H	Liberty	81	76	
												220	A	Howard	40	61	
												220	H	Howard	76	63	
												223	A	Florida	53	64	
												229	A	Jacksonville	58	56	
												252	H	North Florida	76	60	
												263	A	Norfolk St.	50	57	
												263	H	Norfolk St.	65	58	
												284	A	Ga. Southern	76	77	
												297	N	Kennesaw St.	64	61	
												302	A	South Carolina St.	69	64	
												308	A	Morgan St.	73	69	
												315	H	FIU	68	57	
												330	A	Coppin St.	71	65	
												338	A	N.C. Central	67	50	
												338	H	N.C. Central	72	54	
												343	H	Delaware St.	67	55	
												348	A	Florida A&M	52	50	
												349	A	Savannah St.	68	47	
LAST 12 Division I GAMES:																	
				348	A	Florida A&M	52 50			338	H	N.C. Central	72 54				
				349	A	Savannah St.	68 47			330	A	Coppin St.	71 65				
				302	A	South Carolina St.	69 64			308	A	Morgan St.	73 69				
				220	H	Howard	76 63			190	H	UMES	52 64				
				263	H	Norfolk St.	65 58			343	H	Delaware St.	67 55				
				191	H	N.C. A&T	48 72			263	A	Norfolk St.	50 57				

Non-Div I Games: Flagler 74 59 Edward Waters 73 46

Bethune-Cookman

■ Loss,
 ■ Non-Conf, S Site,
 ■ Home
 ■ Away
 N Neutral

Binghamton

Through Games Of March 1, 2019

Average RPI Win:	280	WON-LOST	WINNING	LAST 10	STRENGTH OF	OPP. STRENGTH	TEAM	ADJ.	CONF.	ADJ CONF.
Average RPI Loss:	169	RECORD	PCT. RANK	GAMES	SCHEDULE	OF SCHEDULE	RPI	RPI	RPI	RPI
DIV. I ONLY	10- 16	236	0- 1	213	266	250	250	23	23	
DIV. I NON-CONF.	3- 8	267	0- 0	118	227	255	255	25	25	
TOTALS	RPI 1-25	RPI 26-50	W-L RECORDS	RPI 51-100	RPI 101-150	RPI 150+				
10- 16	0- 2	0- 1	OVERALL	0- 1	1- 4	9- 8				
6- 6	0- 0	0- 0	HOME	0- 0	1- 2	5- 4				
4- 10	0- 2	0- 1	AWAY	0- 1	0- 2	4- 4				
0- 0	0- 0	0- 0	NEUTRAL	0- 0	0- 0	0- 0				
3- 8	0- 2	0- 1	NON-CONFERENCE	0- 0	0- 1	3- 4				
3- 2	0- 0	0- 0	HOME	0- 0	0- 1	3- 1				
0- 6	0- 2	0- 1	AWAY	0- 0	0- 0	0- 3				
0- 0	0- 0	0- 0	NEUTRAL	0- 0	0- 0	0- 0				
7- 8	0- 0	0- 0	CONFERENCE	0- 1	1- 3	6- 4				
3- 4	0- 0	0- 0	HOME	0- 0	1- 1	2- 3				
4- 4	0- 0	0- 0	AWAY	0- 1	0- 2	4- 1				
0- 0	0- 0	0- 0	NEUTRAL	0- 0	0- 0	0- 0				

RPI 1-25				RPI 26-50				RPI 51-100				RPI 101+ Team's RPI: 250			
RPI	S	Opponent	Score	RPI	S	Opponent	Score	RPI	S	Opponent	Score	RPI	S	Opponent	Score
1	A	Notre Dame	53 103	39	A	Ohio	49 86	56	A	Maine	66 95	114	A	Hartford	50 63
12	A	Marquette	40 93									114	H	Hartford	73 62
												136	H	Lehigh	55 65
												145	A	Stony Brook	53 68
												145	H	Stony Brook	56 65
												177	H	Rider	57 62
												198	A	Dartmouth	39 63
												204	H	Cornell	72 61
												243	A	Albany (NY)	56 61
												243	H	Albany (NY)	62 71
												267	A	Niagara	72 79
												281	H	Army West Point	60 47
												283	A	Vermont	59 50
												283	H	Vermont	57 58
												309	A	UMBC	58 46
												309	H	UMBC	67 45
												314	A	New Hampshire	71 62
												314	H	New Hampshire	53 54
												321	A	UMass Lowell	70 50
												321	H	UMass Lowell	58 53
												326	A	Lafayette	50 59
												347	H	Fairleigh Dickinson	73 54
LAST 12 Division I GAMES:															
114	A	Hartford	50 63	243	H	Albany (NY)	62 71								
283	A	Vermont	59 50	114	H	Hartford	73 62								
321	H	UMass Lowell	58 53	56	A	Maine	66 95								
309	A	UMBC	58 46	321	A	UMass Lowell	70 50								
314	H	New Hampshire	53 54	283	H	Vermont	57 58								
145	A	Stony Brook	53 68	309	H	UMBC	67 45								

Non-Div I Games: Charleston (WV) 69 62 Caldwell 73 54

Binghamton

Loss, Non-Conf, S Site, H Home A Away N Neutral

Average RPI Win:	199	WON-LOST	WINNING	LAST 10	STRENGTH OF	OPP. STRENGTH	TEAM	ADJ.	CONF.	ADJ CONF.
Average RPI Loss:	97	RECORD	PCT. RANK	GAMES	SCHEDULE	OF SCHEDULE	RPI	RPI	RPI	RPI
DIV. I ONLY	20- 4	17	1- 0	237	90	55	55	15	15	
DIV. I NON-CONF.	7- 2	58	1- 0	171	21	63	63	13	13	
TOTALS	RPI 1-25	RPI 26-50	W-L RECORDS	RPI 51-100	RPI 101-150	RPI 150+				
20- 4	0- 1	0- 0	OVERALL	5- 1	0- 1	15- 1				
10- 1	0- 1	0- 0	HOME	2- 0	0- 0	8- 0				
7- 3	0- 0	0- 0	AWAY	1- 1	0- 1	6- 1				
3- 0	0- 0	0- 0	NEUTRAL	2- 0	0- 0	1- 0				
7- 2	0- 1	0- 0	NON-CONFERENCE	2- 0	0- 1	5- 0				
3- 1	0- 1	0- 0	HOME	0- 0	0- 0	3- 0				
1- 1	0- 0	0- 0	AWAY	0- 0	0- 1	1- 0				
3- 0	0- 0	0- 0	NEUTRAL	2- 0	0- 0	1- 0				
13- 2	0- 0	0- 0	CONFERENCE	3- 1	0- 0	10- 1				
7- 0	0- 0	0- 0	HOME	2- 0	0- 0	5- 0				
6- 2	0- 0	0- 0	AWAY	1- 1	0- 0	5- 1				
0- 0	0- 0	0- 0	NEUTRAL	0- 0	0- 0	0- 0				

RPI 1-25				RPI 26-50				RPI 51-100 Team's RPI: 55				RPI 101+			
RPI	S	Opponent	Score	RPI	S	Opponent	Score	RPI	S	Opponent	Score	RPI	S	Opponent	Score
3	H	Louisville	55 74					54	A	Wyoming	52 64	146	A	Washington St.	71 95
								54	H	Wyoming	72 64	151	H	CSUN	74 63
								75	N	Idaho	91 85	163	A	Washington	73 69
								91	A	Fresno St.	72 60	183	H	Eastern Wash.	67 55
								91	H	Fresno St.	83 76	185	A	Utah St.	68 81
								92	N	UNI	61 60	199	A	UNLV	64 57
												225	A	Nevada	75 74
												225	H	Nevada	80 65
												231	N	Saint Francis (PA)	78 64
												242	A	San Diego St.	69 66
												242	H	San Diego St.	91 67
												269	A	Colorado St.	72 63
												269	H	Colorado St.	70 57
												286	H	Southern Utah	88 53
												291	H	Air Force	79 48
												304	A	San Jose St.	83 69
												304	H	San Jose St.	99 68
LAST 12 Division I GAMES:															
163	A	Washington	73 69	199	A	UNLV	64 57								
269	A	Colorado St.	72 63	225	H	Nevada	80 65								
185	A	Utah St.	68 81	269	H	Colorado St.	70 57								
242	H	San Diego St.	91 67	54	A	Wyoming	52 64								
91	H	Fresno St.	83 76	291	H	Air Force	79 48								
304	A	San Jose St.	83 69	91	A	Fresno St.	72 60								

Non-Div I Games: Southern Ore. 91 46 Northwest Chrst. 93 26

Boise St.

■ Loss,
 ■ Non-Conf, S Site,
 ■ Home
 ■ Away
 N Neutral

Average RPI Win:	200	WON-LOST	WINNING	LAST 10	STRENGTH OF	OPP. STRENGTH	TEAM	ADJ.	CONF.	ADJ CONF.
Average RPI Loss:	41	RECORD	PCT. RANK	GAMES	SCHEDULE	OF SCHEDULE	RPI	RPI	RPI	RPI
DIV. I ONLY	14- 14	170	1- 0	54	43	115	115	1	1	
DIV. I NON-CONF.	11- 2	32	1- 0	226	296	102	102	1	1	
TOTALS	RPI 1-25	RPI 26-50	W-L RECORDS	RPI 51-100	RPI 101-150	RPI 150+				
14- 14	0- 7	0- 2	OVERALL	1- 2	3- 3	10- 0				
8- 8	0- 3	0- 1	HOME	1- 2	0- 2	7- 0				
4- 6	0- 4	0- 1	AWAY	0- 0	3- 1	1- 0				
2- 0	0- 0	0- 0	NEUTRAL	0- 0	0- 0	2- 0				
11- 2	0- 0	0- 0	NON-CONFERENCE	0- 0	1- 2	10- 0				
7- 2	0- 0	0- 0	HOME	0- 0	0- 2	7- 0				
2- 0	0- 0	0- 0	AWAY	0- 0	1- 0	1- 0				
2- 0	0- 0	0- 0	NEUTRAL	0- 0	0- 0	2- 0				
3- 12	0- 7	0- 2	CONFERENCE	1- 2	2- 1	0- 0				
1- 6	0- 3	0- 1	HOME	1- 2	0- 0	0- 0				
2- 6	0- 4	0- 1	AWAY	0- 0	2- 1	0- 0				
0- 0	0- 0	0- 0	NEUTRAL	0- 0	0- 0	0- 0				

RPI 1-25				RPI 26-50				RPI 51-100				RPI 101+ Team's RPI: 115			
RPI	S	Opponent	Score	RPI	S	Opponent	Score	RPI	S	Opponent	Score	RPI	S	Opponent	Score
1	A	Notre Dame	63 92	33	A	North Carolina	78 93	52	H	Clemson	58 91	101	A	Houston	64 57
1	H	Notre Dame	47 97	42	H	Georgia Tech	76 81	58	H	Virginia Tech	86 95	102	A	Virginia	77 79
3	A	Louisville	51 87					82	H	Duke	92 90	105	H	Minnesota	69 77
7	H	NC State	69 85									117	H	Providence	57 61
10	A	Syracuse	69 96									122	A	Pittsburgh	59 55
19	A	Miami (FL)	73 76									143	A	Wake Forest	65 64
22	H	Florida St.	71 91									158	H	Boston U.	78 51
												177	N	Rider	112 61
												189	H	Holy Cross	89 63
												198	H	Dartmouth	99 68
												215	H	Campbell	76 56
												230	H	Columbia	74 60
												253	A	Rhode Island	88 64
												296	N	Loyola Maryland	73 47
												300	H	Bryant	83 46
												342	H	Saint Peter's	89 57
LAST 12 Division I GAMES:															
177	N	Rider	112 61	102	A	Virginia	77 79								
3	A	Louisville	51 87	58	H	Virginia Tech	86 95								
33	A	North Carolina	78 93	82	H	Duke	92 90								
52	H	Clemson	58 91	19	A	Miami (FL)	73 76								
1	H	Notre Dame	47 97	1	A	Notre Dame	63 92								
10	A	Syracuse	69 96	22	H	Florida St.	71 91								

Non-Div I Games:

Boston College

■ Loss,
 ■ Non-Conf, S Site,
 ■ Home
 ■ Away
 N Neutral

Average RPI Win:	236	WON-LOST	WINNING	LAST 10	STRENGTH OF	OPP. STRENGTH	TEAM	ADJ.	CONF.	ADJ CONF.
Average RPI Loss:	140	RECORD	PCT. RANK	GAMES	SCHEDULE	OF SCHEDULE	RPI	RPI	RPI	RPI
DIV. I ONLY	14- 12	154	1- 0	157	230	158	158	18	18	
DIV. I NON-CONF.	4- 6	212	0- 0	235	214	238	238	21	21	
TOTALS	RPI 1-25	RPI 26-50	W-L RECORDS	RPI 51-100	RPI 101-150	RPI 150+				
14- 12	0- 0	1- 1	OVERALL	0- 3	2- 3	11- 5				
8- 4	0- 0	0- 1	HOME	0- 1	1- 0	7- 2				
6- 8	0- 0	1- 0	AWAY	0- 2	1- 3	4- 3				
0- 0	0- 0	0- 0	NEUTRAL	0- 0	0- 0	0- 0				
4- 6	0- 0	0- 0	NON-CONFERENCE	0- 1	0- 3	4- 2				
4- 0	0- 0	0- 0	HOME	0- 0	0- 0	4- 0				
0- 6	0- 0	0- 0	AWAY	0- 1	0- 3	0- 2				
0- 0	0- 0	0- 0	NEUTRAL	0- 0	0- 0	0- 0				
10- 6	0- 0	1- 1	CONFERENCE	0- 2	2- 0	7- 3				
4- 4	0- 0	0- 1	HOME	0- 1	1- 0	3- 2				
6- 2	0- 0	1- 0	AWAY	0- 1	1- 0	4- 1				
0- 0	0- 0	0- 0	NEUTRAL	0- 0	0- 0	0- 0				

RPI S	Opponent	Score	RPI S	Opponent	Score	RPI S	Opponent	Score	RPI S	Opponent	Score	Team's RPI: 158
47	A Bucknell	70 62	47	H Bucknell	58 62	71	A American	48 50	108	A Northeastern	51 81	
						71	H American	51 64	115	A Boston College	51 78	
						83	A Harvard	47 67	129	A Marist	57 68	
									136	A Lehigh	52 48	
									136	H Lehigh	58 45	
									152	H Delaware	72 61	
									189	A Holy Cross	69 75	
									189	H Holy Cross	61 64	
									198	A Dartmouth	44 64	
									227	A Massachusetts	55 66	
									228	A Navy	49 35	
									228	H Navy	66 55	
									247	A Colgate	61 53	
									247	H Colgate	72 81	
									281	H Army West Point	63 51	
									282	H Brown	72 51	
									296	A Loyola Maryland	64 62	
									300	H Bryant	67 65	
									314	H New Hampshire	60 39	
									326	A Lafayette	47 44	
									326	H Lafayette	50 49	
LAST 12 Division I GAMES:												
326	H Lafayette	50 49	47	H Bucknell	58 62							
228	H Navy	66 55	326	A Lafayette	47 44							
71	A American	48 50	228	A Navy	49 35							
189	H Holy Cross	61 64	71	H American	51 64							
247	A Colgate	61 53	189	A Holy Cross	69 75							
136	A Lehigh	52 48	247	H Colgate	72 81							

Non-Div I Games:

Boston U.

■ Loss,
 ■ Non-Conf, S Site,
 ■ Home
 ■ Away
 N Neutral

Bowling Green

Through Games Of March 1, 2019

Average RPI Win:	229	WON-LOST	WINNING	LAST 10	STRENGTH OF	OPP. STRENGTH	TEAM	ADJ.	CONF.	ADJ CONF.
Average RPI Loss:	117	RECORD	PCT. RANK	GAMES	SCHEDULE	OF SCHEDULE	RPI	RPI	RPI	RPI
DIV. I ONLY	7- 18	285	0- 1	76	164	224	224	7	7	
DIV. I NON-CONF.	6- 4	125	0- 0	213	324	147	147	9	9	
TOTALS	RPI 1-25	RPI 26-50	W-L RECORDS	RPI 51-100	RPI 101-150	RPI 150+				
7- 18	0- 1	1- 4	OVERALL	0- 3	0- 5	6- 5				
5- 7	0- 1	1- 2	HOME	0- 1	0- 2	4- 1				
2- 10	0- 0	0- 2	AWAY	0- 2	0- 2	2- 4				
0- 1	0- 0	0- 0	NEUTRAL	0- 0	0- 1	0- 0				
6- 4	0- 0	0- 1	NON-CONFERENCE	0- 0	0- 1	6- 2				
4- 0	0- 0	0- 0	HOME	0- 0	0- 0	4- 0				
2- 3	0- 0	0- 1	AWAY	0- 0	0- 0	2- 2				
0- 1	0- 0	0- 0	NEUTRAL	0- 0	0- 1	0- 0				
1- 14	0- 1	1- 3	CONFERENCE	0- 3	0- 4	0- 3				
1- 7	0- 1	1- 2	HOME	0- 1	0- 2	0- 1				
0- 7	0- 0	0- 1	AWAY	0- 2	0- 2	0- 2				
0- 0	0- 0	0- 0	NEUTRAL	0- 0	0- 0	0- 0				

RPI 1-25				RPI 26-50				RPI 51-100				RPI 101+				Team's RPI: 224	
RPI	S	Opponent	Score	RPI	S	Opponent	Score	RPI	S	Opponent	Score	RPI	S	Opponent	Score		
25	H	Central Mich.	54 92	37	H	Buffalo	78 72	75	A	Kent St.	73 77	103	A	Northern Ill.	47 88		
				39	H	Ohio	79 82	89	A	Toledo	56 76	103	H	Northern Ill.	52 66		
				40	A	Michigan St.	69 99	89	H	Toledo	65 79	141	A	Akron	71 74		
				45	A	Miami (OH)	62 75					141	H	Akron	73 83		
				45	H	Miami (OH)	75 82					142	N	Mercer	63 76		
												162	A	Coastal Caro.	80 81		
												194	A	Xavier	49 65		
												196	H	Robert Morris	61 60		
												201	A	Eastern Mich.	74 81		
												203	H	Marshall	99 76		
												208	A	Ball St.	70 77		
												244	H	Loyola Chicago	88 74		
												268	H	Western Mich.	82 84		
												277	A	Canisius	74 53		
												311	A	Valparaiso	79 72		
												332	H	Detroit Mercy	79 73		
LAST 12 Division I GAMES:																	
				141	H	Akron	73 83					89	A	Toledo	56 76		
				45	A	Miami (OH)	62 75					25	H	Central Mich.	54 92		
				75	A	Kent St.	73 77					39	H	Ohio	79 82		
				37	H	Buffalo	78 72					201	A	Eastern Mich.	74 81		
				45	H	Miami (OH)	75 82					89	H	Toledo	65 79		
				103	A	Northern Ill.	47 88					103	H	Northern Ill.	52 66		

Non-Div I Games: Davis & Elkins 63 28

Bowling Green

■ Loss,
 ■ Non-Conf, S Site,
 ■ Home
 ■ Away
 N Neutral

Bradley

Through Games Of March 1, 2019

Average RPI Win:	253	WON-LOST	WINNING	LAST 10	STRENGTH OF	OPP. STRENGTH	TEAM	ADJ.	CONF.	ADJ CONF.
Average RPI Loss:	110	RECORD	PCT. RANK	GAMES	SCHEDULE	OF SCHEDULE	RPI	RPI	RPI	RPI
DIV. I ONLY	18- 7	56	1- 0	321	183	160	160	13	13	
DIV. I NON-CONF.	9- 1	29	1- 0	347	263	150	150	15	15	
TOTALS	RPI 1-25	RPI 26-50	W-L RECORDS	RPI 51-100	RPI 101-150	RPI 150+				
18- 7	0- 1	0- 0	OVERALL	0- 4	1- 1	17- 1				
10- 3	0- 1	0- 0	HOME	0- 2	1- 0	9- 0				
7- 4	0- 0	0- 0	AWAY	0- 2	0- 1	7- 1				
1- 0	0- 0	0- 0	NEUTRAL	0- 0	0- 0	1- 0				
9- 1	0- 0	0- 0	NON-CONFERENCE	0- 1	0- 0	9- 0				
5- 0	0- 0	0- 0	HOME	0- 0	0- 0	5- 0				
3- 1	0- 0	0- 0	AWAY	0- 1	0- 0	3- 0				
1- 0	0- 0	0- 0	NEUTRAL	0- 0	0- 0	1- 0				
9- 6	0- 1	0- 0	CONFERENCE	0- 3	1- 1	8- 1				
5- 3	0- 1	0- 0	HOME	0- 2	1- 0	4- 0				
4- 3	0- 0	0- 0	AWAY	0- 1	0- 1	4- 1				
0- 0	0- 0	0- 0	NEUTRAL	0- 0	0- 0	0- 0				

RPI 1-25				RPI 26-50				RPI 51-100				RPI 101+ Team's RPI: 160			
RPI	S	Opponent	Score	RPI	S	Opponent	Score	RPI	S	Opponent	Score	RPI	S	Opponent	Score
23	H	Drake	63 92					57	A	Missouri St.	60 82	150	A	Southern Ill.	55 62
								57	H	Missouri St.	56 68	150	H	Southern Ill.	58 53
								78	A	Purdue	61 74	152	N	Delaware	59 47
								92	H	UNI	78 81	154	A	Illinois St.	79 68
												154	H	Illinois St.	75 65
												210	A	Indiana St.	61 45
												210	H	Indiana St.	81 80
												232	H	Southeast Mo. St.	85 79
												233	H	Western Ill.	82 68
												244	A	Loyola Chicago	69 56
												285	A	Cleveland St.	67 65
												287	H	Eastern Ill.	67 64
												305	A	Fla. Atlantic	80 59
												311	A	Valparaiso	73 76
												311	H	Valparaiso	87 76
												313	H	Oakland	73 64
												320	A	Omaha	80 60
												324	A	Evansville	75 68
												324	H	Evansville	81 63
												350	H	Chicago St.	89 59
LAST 12 Division I GAMES:															
305	A	Fla. Atlantic	80 59	210	H	Indiana St.	81 80								
311	H	Valparaiso	87 76	244	A	Loyola Chicago	69 56								
154	H	Illinois St.	75 65	311	A	Valparaiso	73 76								
57	A	Missouri St.	60 82	154	A	Illinois St.	79 68								
150	A	Southern Ill.	55 62	150	H	Southern Ill.	58 53								
324	H	Evansville	81 63	57	H	Missouri St.	56 68								

Non-Div I Games: Rockhurst 83 40

Bradley

■ Loss,
 ■ Non-Conf,
 ■ S Site,
 ■ H Home
 ■ A Away
 N Neutral

Average RPI Win:	270	WON-LOST	WINNING	LAST 10	STRENGTH OF	OPP. STRENGTH	TEAM	ADJ.	CONF.	ADJ CONF.
Average RPI Loss:	147	RECORD	PCT. RANK	GAMES	SCHEDULE	OF SCHEDULE	RPI	RPI	RPI	RPI
DIV. I ONLY	7- 18	285	0- 1	211	202	282	282	11	11	
DIV. I NON-CONF.	6- 8	199	0- 1	264	304	228	228	11	11	

TOTALS	RPI 1-25	RPI 26-50	W-L RECORDS	RPI 51-100	RPI 101-150	RPI 150+				
7- 18	0- 0	0- 2	OVERALL	0- 5	1- 2	6- 9				
4- 6	0- 0	0- 1	HOME	0- 1	1- 0	3- 4				
2- 12	0- 0	0- 1	AWAY	0- 4	0- 2	2- 5				
1- 0	0- 0	0- 0	NEUTRAL	0- 0	0- 0	1- 0				
6- 8	0- 0	0- 2	NON-CONFERENCE	0- 1	0- 1	6- 4				
3- 2	0- 0	0- 1	HOME	0- 0	0- 0	3- 1				
2- 6	0- 0	0- 1	AWAY	0- 1	0- 1	2- 3				
1- 0	0- 0	0- 0	NEUTRAL	0- 0	0- 0	1- 0				
1- 10	0- 0	0- 0	CONFERENCE	0- 4	1- 1	0- 5				
1- 4	0- 0	0- 0	HOME	0- 1	1- 0	0- 3				
0- 6	0- 0	0- 0	AWAY	0- 3	0- 1	0- 2				
0- 0	0- 0	0- 0	NEUTRAL	0- 0	0- 0	0- 0				

RPI 1-25				RPI 26-50				RPI 51-100				RPI 101+				Team's RPI: 282
RPI	S	Opponent	Score	RPI	S	Opponent	Score	RPI	S	Opponent	Score	RPI	S	Opponent	Score	
				26	A	Rutgers	52 73	56	A	Maine	96 102	103	A	Northern Ill.	102 109	
				47	H	Bucknell	78 91	59	A	Princeton	74 93	126	A	Yale	72 84	
								66	A	Penn	43 83	126	H	Yale	86 71	
								83	A	Harvard	55 98	158	A	Boston U.	51 72	
								83	H	Harvard	83 100	189	A	Holy Cross	89 85	
												198	A	Dartmouth	43 78	
												198	H	Dartmouth	61 81	
												204	H	Cornell	53 65	
												227	H	Massachusetts	61 90	
												230	A	Columbia	62 93	
												230	H	Columbia	81 83	
												253	A	Rhode Island	67 72	
												292	H	Fairfield	68 49	
												300	A	Bryant	57 75	
												300	N	Bryant	84 68	
												314	H	New Hampshire	76 70	
												319	H	Central Conn. St.	68 63	
												350	A	Chicago St.	90 65	
LAST 12 Division I GAMES:																
				253	A	Rhode Island	67 72	59	A	Princeton	74 93					
				230	A	Columbia	62 93	66	A	Penn	43 83					
				198	A	Dartmouth	43 78	83	H	Harvard	83 100					
				83	A	Harvard	55 98	198	H	Dartmouth	61 81					
				230	H	Columbia	81 83	126	A	Yale	72 84					
				204	H	Cornell	53 65	126	H	Yale	86 71					

Non-Div I Games: Johnson & Wales (RI) 78 46 Adelphi 75 62

Brown

Loss, Non-Conf, S Site, H Home A Away N Neutral

Average RPI Win:	292	WON-LOST	WINNING	LAST 10	STRENGTH OF	OPP. STRENGTH	TEAM	ADJ.	CONF.	ADJ CONF.
Average RPI Loss:	200	RECORD	PCT. RANK	GAMES	SCHEDULE	OF SCHEDULE	RPI	RPI	RPI	RPI
DIV. I ONLY	9- 17	262	0- 1	305	323	300	300	31	31	
DIV. I NON-CONF.	2- 9	297	0- 1	232	225	300	300	31	31	
TOTALS	RPI 1-25	RPI 26-50	W-L RECORDS	RPI 51-100	RPI 101-150	RPI 150+				
9- 17	0- 0	0- 0	OVERALL	0- 2	0- 3	9- 12				
6- 5	0- 0	0- 0	HOME	0- 1	0- 0	6- 4				
3- 10	0- 0	0- 0	AWAY	0- 1	0- 2	3- 7				
0- 2	0- 0	0- 0	NEUTRAL	0- 0	0- 1	0- 1				
2- 9	0- 0	0- 0	NON-CONFERENCE	0- 2	0- 3	2- 4				
1- 2	0- 0	0- 0	HOME	0- 1	0- 0	1- 1				
1- 5	0- 0	0- 0	AWAY	0- 1	0- 2	1- 2				
0- 2	0- 0	0- 0	NEUTRAL	0- 0	0- 1	0- 1				
7- 8	0- 0	0- 0	CONFERENCE	0- 0	0- 0	7- 8				
5- 3	0- 0	0- 0	HOME	0- 0	0- 0	5- 3				
2- 5	0- 0	0- 0	AWAY	0- 0	0- 0	2- 5				
0- 0	0- 0	0- 0	NEUTRAL	0- 0	0- 0	0- 0				

RPI S	Opponent	Score	RPI S	Opponent	Score	RPI S	Opponent	Score	RPI S	Opponent	Score	Team's RPI: 300
						56	H Maine	57 74	114	A Hartford	57 67	
						72	A West Virginia	48 94	115	A Boston College	46 83	
									117	N Providence	64 72	
									158	A Boston U.	65 67	
									189	H Holy Cross	62 81	
									196	A Robert Morris	56 59	
									196	H Robert Morris	57 60	
									216	A Sacred Heart	48 49	
									216	H Sacred Heart	57 67	
									231	A Saint Francis (PA)	66 78	
									231	H Saint Francis (PA)	66 63	
									237	A Mt. St. Mary's	73 68	
									237	H Mt. St. Mary's	77 59	
									262	H St. Francis Brooklyn	55 60	
									282	H Brown	75 57	
									282	N Brown	68 84	
									312	A Wagner	84 69	
									314	A New Hampshire	74 79	
									319	A Central Conn. St.	65 66	
									319	H Central Conn. St.	72 60	
									321	A UMass Lowell	58 57	
									346	H LIU Brooklyn	69 62	
									347	A Fairleigh Dickinson	53 63	
									347	H Fairleigh Dickinson	68 48	
LAST 12 Division I GAMES:												
117	N	Providence	64	72	196	A	Robert Morris	56	59			
312	A	Wagner	84	69	319	A	Central Conn. St.	65	66			
237	H	Mt. St. Mary's	77	59	347	A	Fairleigh Dickinson	53	63			
347	H	Fairleigh Dickinson	68	48	319	H	Central Conn. St.	72	60			
216	H	Sacred Heart	57	67	231	H	Saint Francis (PA)	66	63			
231	A	Saint Francis (PA)	66	78	196	H	Robert Morris	57	60			

Non-Div I Games:

Bryant

■ Loss,
 ■ Non-Conf,
 ■ S Site,
 ■ H Home
 ■ A Away
 N Neutral

Average RPI Win:	223	WON-LOST	WINNING	LAST 10	STRENGTH OF	OPP. STRENGTH	TEAM	ADJ.	CONF.	ADJ CONF.
Average RPI Loss:	89	RECORD	PCT. RANK	GAMES	SCHEDULE	OF SCHEDULE	RPI	RPI	RPI	RPI
DIV. I ONLY	23- 5	19	1- 0	162	203	47	47	18	18	
DIV. I NON-CONF.	9- 3	61	0- 0	117	155	34	34	21	21	
TOTALS	RPI 1-25	RPI 26-50	W-L RECORDS	RPI 51-100	RPI 101-150	RPI 150+				
23- 5	0- 2	1- 0	OVERALL	1- 1	3- 0	18- 2				
11- 1	0- 0	1- 0	HOME	1- 0	2- 0	7- 1				
10- 4	0- 2	0- 0	AWAY	0- 1	1- 0	9- 1				
2- 0	0- 0	0- 0	NEUTRAL	0- 0	0- 0	2- 0				
9- 3	0- 2	1- 0	NON-CONFERENCE	0- 1	1- 0	7- 0				
4- 0	0- 0	1- 0	HOME	0- 0	1- 0	2- 0				
3- 3	0- 2	0- 0	AWAY	0- 1	0- 0	3- 0				
2- 0	0- 0	0- 0	NEUTRAL	0- 0	0- 0	2- 0				
14- 2	0- 0	0- 0	CONFERENCE	1- 0	2- 0	11- 2				
7- 1	0- 0	0- 0	HOME	1- 0	1- 0	5- 1				
7- 1	0- 0	0- 0	AWAY	0- 0	1- 0	6- 1				
0- 0	0- 0	0- 0	NEUTRAL	0- 0	0- 0	0- 0				

RPI 1-25				RPI 26-50				Team's RPI: 47				RPI 51-100				RPI 101+			
RPI	S	Opponent	Score	RPI	S	Opponent	Score	RPI	S	Opponent	Score	RPI	S	Opponent	Score	RPI	S	Opponent	Score
10	A	Syracuse	56 70	47	H	Quinnipiac	75 58	71	H	American	71 56	119	H	Youngstown St.	73 68				
11	A	Iowa St.	61 86					77	A	Drexel	42 64	136	A	Lehigh	73 68				
												136	H	Lehigh	71 53				
												158	A	Boston U.	62 58				
												158	H	Boston U.	62 70				
												177	H	Rider	80 59				
												189	A	Holy Cross	60 61				
												189	H	Holy Cross	75 71				
												227	N	Massachusetts	77 58				
												228	A	Navy	77 43				
												228	H	Navy	90 48				
												234	A	Monmouth	70 32				
												247	A	Colgate	90 62				
												247	H	Colgate	76 58				
												258	A	St. Bonaventure	77 46				
												281	A	Army West Point	66 52				
												282	A	Brown	91 78				
												292	N	Fairfield	77 54				
												296	A	Loyola Maryland	75 57				
												296	H	Loyola Maryland	87 55				
												323	H	Iona	81 43				
												326	A	Lafayette	56 47				
												326	H	Lafayette	75 43				
LAST 12 Division I GAMES:																			
228	H	Navy	90 48	158	A	Boston U.	62 58	228	A	Navy	77 43								
189	A	Holy Cross	60 61	189	H	Holy Cross	75 71	296	A	Loyola Maryland	75 57								
296	H	Loyola Maryland	87 55	247	A	Colgate	90 62	136	H	Lehigh	71 53								
247	H	Colgate	76 58																
136	A	Lehigh	73 68																
326	H	Lafayette	75 43																

Non-Div I Games:

Bucknell

■ Loss,
■ Non-Conf, S Site,
■ Home
■ Away
N Neutral

Buffalo

Through Games Of March 1, 2019

Average RPI Win:	166	WON-LOST	WINNING	LAST 10	STRENGTH OF	OPP. STRENGTH	TEAM	ADJ.	CONF.	ADJ CONF.
Average RPI Loss:	73	RECORD	PCT. RANK	GAMES	SCHEDULE	OF SCHEDULE	RPI	RPI	RPI	RPI
DIV. I ONLY	18- 8	70	1- 0	50	89	37	37	7	7	
DIV. I NON-CONF.	8- 3	72	0- 0	100	100	41	41	9	9	
TOTALS	RPI 1-25	RPI 26-50	W-L RECORDS	RPI 51-100	RPI 101-150	RPI 150+				
18- 8	0- 4	3- 1	OVERALL	3- 0	2- 2	10- 1				
7- 3	0- 2	0- 1	HOME	2- 0	2- 0	3- 0				
9- 5	0- 2	2- 0	AWAY	0- 0	0- 2	7- 1				
2- 0	0- 0	1- 0	NEUTRAL	1- 0	0- 0	0- 0				
8- 3	0- 2	1- 0	NON-CONFERENCE	1- 0	0- 1	6- 0				
2- 1	0- 1	0- 0	HOME	0- 0	0- 0	2- 0				
4- 2	0- 1	0- 0	AWAY	0- 0	0- 1	4- 0				
2- 0	0- 0	1- 0	NEUTRAL	1- 0	0- 0	0- 0				
10- 5	0- 2	2- 1	CONFERENCE	2- 0	2- 1	4- 1				
5- 2	0- 1	0- 1	HOME	2- 0	2- 0	1- 0				
5- 3	0- 1	2- 0	AWAY	0- 0	0- 1	3- 1				
0- 0	0- 0	0- 0	NEUTRAL	0- 0	0- 0	0- 0				

RPI 1-25				RPI 26-50				Team's RPI: 37		RPI 51-100				RPI 101+			
RPI	S	Opponent	Score	RPI	S	Opponent	Score		RPI	S	Opponent	Score	RPI	S	Opponent	Score	
4	H	Stanford	55 62	29	N	South Dakota St.	61 55		75	H	Kent St.	75 66	103	H	Northern Ill.	93 64	
5	A	Oregon	82 102	39	A	Ohio	73 43		81	N	Georgetown	73 64	120	A	Dayton	59 72	
25	A	Central Mich.	65 76	39	H	Ohio	71 74		89	H	Toledo	73 63	141	A	Akron	59 70	
25	H	Central Mich.	95 100	45	A	Miami (OH)	66 59						141	H	Akron	91 72	
													190	A	UMES	69 63	
													198	A	Dartmouth	75 69	
													201	A	Eastern Mich.	91 84	
													208	A	Ball St.	97 58	
													208	H	Ball St.	77 65	
													224	A	Bowling Green	72 78	
													258	H	St. Bonaventure	90 43	
													267	H	Niagara	88 61	
													268	A	Western Mich.	61 59	
													277	A	Canisius	84 66	
													319	A	Central Conn. St.	82 69	
LAST 12 Division I GAMES:																	
				39	A	Ohio	73 43		25	A	Central Mich.	65 76					
				141	A	Akron	59 70		208	A	Ball St.	97 58					
				25	H	Central Mich.	95 100		103	H	Northern Ill.	93 64					
				224	A	Bowling Green	72 78		141	H	Akron	91 72					
				75	H	Kent St.	75 66		268	A	Western Mich.	61 59					
				89	H	Toledo	73 63		208	H	Ball St.	77 65					

Non-Div I Games:

Buffalo

■ Loss,
 ■ Non-Conf, S Site,
 ■ Home
 ■ Away
 N Neutral

Average RPI Win:	158	WON-LOST	WINNING	LAST 10	STRENGTH OF	OPP. STRENGTH	TEAM	ADJ.	CONF.	ADJ CONF.
Average RPI Loss:	71	RECORD	PCT. RANK	GAMES	SCHEDULE	OF SCHEDULE	RPI	RPI	RPI	RPI
DIV. I ONLY	20- 8	57	0- 1	113	64	63	63	6	6	
DIV. I NON-CONF.	10- 1	17	0- 0	272	181	58	58	4	4	
TOTALS	RPI 1-25	RPI 26-50	W-L RECORDS	RPI 51-100	RPI 101-150	RPI 150+				
20- 8	1- 3	1- 1	OVERALL	4- 1	4- 3	10- 0				
11- 4	0- 2	0- 0	HOME	1- 1	2- 1	8- 0				
7- 4	1- 1	1- 1	AWAY	2- 0	2- 2	1- 0				
2- 0	0- 0	0- 0	NEUTRAL	1- 0	0- 0	1- 0				
10- 1	0- 0	0- 1	NON-CONFERENCE	1- 0	1- 0	8- 0				
7- 0	0- 0	0- 0	HOME	0- 0	0- 0	7- 0				
1- 1	0- 0	0- 1	AWAY	0- 0	1- 0	0- 0				
2- 0	0- 0	0- 0	NEUTRAL	1- 0	0- 0	1- 0				
10- 7	1- 3	1- 0	CONFERENCE	3- 1	3- 3	2- 0				
4- 4	0- 2	0- 0	HOME	1- 1	2- 1	1- 0				
6- 3	1- 1	1- 0	AWAY	2- 0	1- 2	1- 0				
0- 0	0- 0	0- 0	NEUTRAL	0- 0	0- 0	0- 0				

RPI 1-25				RPI 26-50				RPI 51-100				Team's RPI: 63	RPI 101+			
RPI	S	Opponent	Score	RPI	S	Opponent	Score	RPI	S	Opponent	Score		RPI	S	Opponent	Score
12	A	Marquette	61 57	43	A	Villanova	63 55	74	N	Ohio St.	66 53		107	A	St. John's (NY)	73 68
12	H	Marquette	58 87	49	A	Indiana	46 66	81	A	Georgetown	59 50		107	H	St. John's (NY)	66 45
24	A	DePaul	62 76					81	H	Georgetown	42 72		117	A	Providence	68 74
24	H	DePaul	78 86					93	A	Creighton	75 43		117	H	Providence	63 66
								93	H	Creighton	66 46		140	A	Seton Hall	62 83
													140	H	Seton Hall	62 59
													141	A	Akron	63 47
													154	H	Illinois St.	58 56
													194	A	Xavier	63 41
													194	H	Xavier	63 38
													201	N	Eastern Mich.	73 63
													208	H	Ball St.	64 47
													210	H	Indiana St.	72 49
													233	H	Western Ill.	92 51
													265	H	Murray St.	86 65
													287	H	Eastern Ill.	72 37
													321	H	UMass Lowell	89 36
LAST 12 Division I GAMES:																
81	H	Georgetown	42 72	140	A	Seton Hall	62 83									
24	A	DePaul	62 76	107	A	St. John's (NY)	73 68									
12	A	Marquette	61 57	12	H	Marquette	58 87									
117	H	Providence	63 66	24	H	DePaul	78 86									
93	H	Creighton	66 46	93	A	Creighton	75 43									
194	H	Xavier	63 38	117	A	Providence	68 74									

Non-Div I Games:

Butler

■ Loss,
 ■ Non-Conf,
 S Site,
 ■ Home
 ■ Away
 N Neutral

CSU Bakersfield

Through Games Of March 1, 2019

Average RPI Win:	270	WON-LOST	WINNING	LAST 10	STRENGTH OF	OPP. STRENGTH	TEAM	ADJ.	CONF.	ADJ CONF.
Average RPI Loss:	211	RECORD	PCT. RANK	GAMES	SCHEDULE	OF SCHEDULE	RPI	RPI	RPI	RPI
DIV. I ONLY	9- 15	246	0- 1	298	321	264	264	30	30	
DIV. I NON-CONF.	2- 9	297	0- 0	270	252	308	308	30	30	
TOTALS	RPI 1-25	RPI 26-50	W-L RECORDS	RPI 51-100	RPI 101-150	RPI 150+				
9- 15	0- 1	0- 0	OVERALL	1- 0	0- 3	8- 11				
4- 3	0- 0	0- 0	HOME	1- 0	0- 2	3- 1				
5- 12	0- 1	0- 0	AWAY	0- 0	0- 1	5- 10				
0- 0	0- 0	0- 0	NEUTRAL	0- 0	0- 0	0- 0				
2- 9	0- 1	0- 0	NON-CONFERENCE	1- 0	0- 1	1- 7				
1- 1	0- 0	0- 0	HOME	1- 0	0- 1	0- 0				
1- 8	0- 1	0- 0	AWAY	0- 0	0- 0	1- 7				
0- 0	0- 0	0- 0	NEUTRAL	0- 0	0- 0	0- 0				
7- 6	0- 0	0- 0	CONFERENCE	0- 0	0- 2	7- 4				
3- 2	0- 0	0- 0	HOME	0- 0	0- 1	3- 1				
4- 4	0- 0	0- 0	AWAY	0- 0	0- 1	4- 3				
0- 0	0- 0	0- 0	NEUTRAL	0- 0	0- 0	0- 0				

RPI 1-25				RPI 26-50				RPI 51-100				RPI 101+ Team's RPI: 264			
RPI	S	Opponent	Score	RPI	S	Opponent	Score	RPI	S	Opponent	Score	RPI	S	Opponent	Score
20	A	Oregon St.	52 92					67	H	Wright St.	76 74	133	A	New Mexico St.	48 61
												133	H	New Mexico St.	59 61
												135	H	UC Riverside	67 79
												175	A	North Texas	59 71
												182	A	UC Irvine	78 85
												209	A	SMU	43 49
												226	A	UMKC	67 57
												226	H	UMKC	85 71
												235	A	UTRGV	56 64
												235	H	UTRGV	68 63
												254	A	California Baptist	43 67
												254	H	California Baptist	45 68
												259	A	Cal St. Fullerton	56 64
												273	A	Utah Valley	70 78
												280	A	UTEP	47 53
												299	A	UC Santa Barbara	56 48
												304	A	San Jose St.	72 82
												320	A	Omaha	46 53
												335	A	Grand Canyon	59 46
												344	A	Seattle U	70 60
												350	A	Chicago St.	67 56
												350	H	Chicago St.	80 47
LAST 12 Division I GAMES:															
254	A	California Baptist	43 67	254	H	California Baptist	45 68								
226	H	UMKC	85 71	350	A	Chicago St.	67 56								
350	H	Chicago St.	80 47	226	A	UMKC	67 57								
235	A	UTRGV	56 64	133	H	New Mexico St.	59 61								
133	A	New Mexico St.	48 61	235	H	UTRGV	68 63								
335	A	Grand Canyon	59 46	273	A	Utah Valley	70 78								

Non-Div I Games: Whittier 74 46 Westcliff 91 37

CSU Bakersfield

Loss, Non-Conf, S Site, H Home A Away N Neutral

Average RPI Win:	249	WON-LOST	WINNING	LAST 10	STRENGTH OF	OPP. STRENGTH	TEAM	ADJ.	CONF.	ADJ CONF.
Average RPI Loss:	94	RECORD	PCT. RANK	GAMES	SCHEDULE	OF SCHEDULE	RPI	RPI	RPI	RPI
DIV. I ONLY	14- 13	167	0- 1	151	150	151	151	21	21	
DIV. I NON-CONF.	6- 8	199	0- 1	110	45	152	152	20	20	
TOTALS	RPI 1-25	RPI 26-50	W-L RECORDS	RPI 51-100	RPI 101-150	RPI 150+				
14- 13	0- 2	0- 2	OVERALL	0- 5	2- 2	12- 2				
9- 3	0- 0	0- 0	HOME	0- 2	2- 1	7- 0				
5- 10	0- 2	0- 2	AWAY	0- 3	0- 1	5- 2				
0- 0	0- 0	0- 0	NEUTRAL	0- 0	0- 0	0- 0				
6- 8	0- 2	0- 2	NON-CONFERENCE	0- 3	1- 1	5- 0				
4- 2	0- 0	0- 0	HOME	0- 1	1- 1	3- 0				
2- 6	0- 2	0- 2	AWAY	0- 2	0- 0	2- 0				
0- 0	0- 0	0- 0	NEUTRAL	0- 0	0- 0	0- 0				
8- 5	0- 0	0- 0	CONFERENCE	0- 2	1- 1	7- 2				
5- 1	0- 0	0- 0	HOME	0- 1	1- 0	4- 0				
3- 4	0- 0	0- 0	AWAY	0- 1	0- 1	3- 2				
0- 0	0- 0	0- 0	NEUTRAL	0- 0	0- 0	0- 0				

RPI 1-25				RPI 26-50				RPI 51-100				RPI 101+ Team's RPI: 151			
RPI	S	Opponent	Score	RPI	S	Opponent	Score	RPI	S	Opponent	Score	RPI	S	Opponent	Score
4	A	Stanford	43 69	38	A	California	42 67	55	A	Boise St.	63 74	109	H	Loyola Marymount	53 72
23	A	Drake	63 73	44	A	Southern California	42 58	75	A	Idaho	73 88	135	A	UC Riverside	51 63
								83	H	Harvard	55 75	135	H	UC Riverside	69 56
								88	A	UC Davis	54 70	146	H	Washington St.	65 52
								88	H	UC Davis	49 60	165	A	Santa Clara	53 38
												182	A	UC Irvine	61 65
												238	A	Hawaii	49 29
												242	H	San Diego St.	77 74
												254	H	California Baptist	73 67
												259	A	Cal St. Fullerton	73 64
												259	H	Cal St. Fullerton	74 44
												274	A	Long Beach St.	51 37
												274	H	Long Beach St.	60 45
												299	A	UC Santa Barbara	60 61
												299	H	UC Santa Barbara	73 65
												304	H	San Jose St.	76 40
												317	H	Cal Poly	68 52
												320	A	Omaha	64 52
LAST 12 Division I GAMES:															
				83	H	Harvard	55 75	88	A	UC Davis	54 70				
				135	A	UC Riverside	51 63	259	H	Cal St. Fullerton	74 44				
				274	H	Long Beach St.	60 45	274	A	Long Beach St.	51 37				
				259	A	Cal St. Fullerton	73 64	88	H	UC Davis	49 60				
				317	H	Cal Poly	68 52	135	H	UC Riverside	69 56				
				299	A	UC Santa Barbara	60 61	238	A	Hawaii	49 29				

Non-Div I Games:

CSUN

■ Loss,
 ■ Non-Conf,
 ■ S Site,
 ■ Home
 ■ A Away
 N Neutral

Average RPI Win:	272	WON-LOST	WINNING	LAST 10	STRENGTH OF	OPP. STRENGTH	TEAM	ADJ.	CONF.	ADJ CONF.
Average RPI Loss:	167	RECORD	PCT. RANK	GAMES	SCHEDULE	OF SCHEDULE	RPI	RPI	RPI	RPI
DIV. I ONLY	5- 19	316	0- 1	260	179	317	317	21	21	
DIV. I NON-CONF.	2- 8	293	0- 0	251	46	292	292	20	20	
TOTALS	RPI 1-25	RPI 26-50	W-L RECORDS	RPI 51-100	RPI 101-150	RPI 150+				
5- 19	0- 1	0- 1	OVERALL	0- 4	0- 2	5- 11				
4- 7	0- 0	0- 0	HOME	0- 3	0- 1	4- 3				
1- 11	0- 1	0- 1	AWAY	0- 1	0- 1	1- 7				
0- 1	0- 0	0- 0	NEUTRAL	0- 0	0- 0	0- 1				
2- 8	0- 1	0- 1	NON-CONFERENCE	0- 3	0- 0	2- 3				
1- 3	0- 0	0- 0	HOME	0- 2	0- 0	1- 1				
1- 4	0- 1	0- 1	AWAY	0- 1	0- 0	1- 1				
0- 1	0- 0	0- 0	NEUTRAL	0- 0	0- 0	0- 1				
3- 11	0- 0	0- 0	CONFERENCE	0- 1	0- 2	3- 8				
3- 4	0- 0	0- 0	HOME	0- 1	0- 1	3- 2				
0- 7	0- 0	0- 0	AWAY	0- 0	0- 1	0- 6				
0- 0	0- 0	0- 0	NEUTRAL	0- 0	0- 0	0- 0				

RPI 1-25				RPI 26-50				RPI 51-100				RPI 101+ Team's RPI: 317			
RPI	S	Opponent	Score	RPI	S	Opponent	Score	RPI	S	Opponent	Score	RPI	S	Opponent	Score
20	A	Oregon St.	54 79	30	A	UCLA	35 81	53	H	Saint Mary's (CA)	51 69	135	A	UC Riverside	66 80
								88	H	UC Davis	61 85	135	H	UC Riverside	68 75
								91	A	Fresno St.	58 76	151	A	CSUN	52 68
								96	H	Pepperdine	63 70	182	A	UC Irvine	57 73
												182	H	UC Irvine	59 75
												183	H	Eastern Wash.	59 55
												214	H	Illinois	51 74
												238	A	Hawaii	52 70
												238	H	Hawaii	54 71
												239	N	San Francisco	62 65
												257	A	Sacramento St.	85 88
												259	A	Cal St. Fullerton	64 78
												259	H	Cal St. Fullerton	69 58
												274	A	Long Beach St.	58 61
												274	H	Long Beach St.	66 59
												299	A	UC Santa Barbara	42 44
												299	H	UC Santa Barbara	75 67
												344	A	Seattle U	60 50
LAST 12 Division I GAMES:															
299	A	UC Santa Barbara	42 44	274	H	Long Beach St.	66 59								
259	H	Cal St. Fullerton	69 58	238	A	Hawaii	52 70								
135	H	UC Riverside	68 75	182	A	UC Irvine	57 73								
135	A	UC Riverside	66 80	238	H	Hawaii	54 71								
151	A	CSUN	52 68	259	A	Cal St. Fullerton	64 78								
88	H	UC Davis	61 85	274	A	Long Beach St.	58 61								

Non-Div I Games: Academy of Art 87 65

Cal Poly

■ Loss,
 ■ Non-Conf,
 ■ S Site,
 ■ H Home
 ■ A Away
 N Neutral

Average RPI Win:	270	WON-LOST	WINNING	LAST 10	STRENGTH OF	OPP. STRENGTH	TEAM	ADJ.	CONF.	ADJ CONF.
Average RPI Loss:	172	RECORD	PCT. RANK	GAMES	SCHEDULE	OF SCHEDULE	RPI	RPI	RPI	RPI
DIV. I ONLY	12- 13	189	1- 0	310	268	259	259	21	21	
DIV. I NON-CONF.	7- 5	132	0- 0	322	292	237	237	20	20	
TOTALS	RPI 1-25	RPI 26-50	W-L RECORDS	RPI 51-100	RPI 101-150	RPI 150+				
12- 13	0- 0	0- 0	OVERALL	0- 3	0- 1	12- 9				
7- 6	0- 0	0- 0	HOME	0- 2	0- 0	7- 4				
5- 7	0- 0	0- 0	AWAY	0- 1	0- 1	5- 5				
0- 0	0- 0	0- 0	NEUTRAL	0- 0	0- 0	0- 0				
7- 5	0- 0	0- 0	NON-CONFERENCE	0- 1	0- 0	7- 4				
3- 3	0- 0	0- 0	HOME	0- 1	0- 0	3- 2				
4- 2	0- 0	0- 0	AWAY	0- 0	0- 0	4- 2				
0- 0	0- 0	0- 0	NEUTRAL	0- 0	0- 0	0- 0				
5- 8	0- 0	0- 0	CONFERENCE	0- 2	0- 1	5- 5				
4- 3	0- 0	0- 0	HOME	0- 1	0- 0	4- 2				
1- 5	0- 0	0- 0	AWAY	0- 1	0- 1	1- 3				
0- 0	0- 0	0- 0	NEUTRAL	0- 0	0- 0	0- 0				

RPI 1-25				RPI 26-50				RPI 51-100				RPI 101+ Team's RPI: 259			
RPI	S	Opponent	Score	RPI	S	Opponent	Score	RPI	S	Opponent	Score	RPI	S	Opponent	Score
								88	A	UC Davis	51 75	135	A	UC Riverside	59 62
								88	H	UC Davis	39 75	151	A	CSUN	44 74
								97	H	Pacific	64 72	151	H	CSUN	64 73
												163	A	Washington	74 83
												165	H	Santa Clara	60 64
												182	A	UC Irvine	61 65
												182	H	UC Irvine	67 58
												186	A	Portland	74 83
												198	H	Dartmouth	67 62
												230	A	Columbia	61 58
												238	H	Hawaii	72 68
												242	H	San Diego St.	72 83
												254	A	California Baptist	79 65
												264	H	CSU Bakersfield	64 56
												273	H	Utah Valley	56 55
												274	H	Long Beach St.	53 59
												299	A	UC Santa Barbara	59 52
												299	H	UC Santa Barbara	74 62
												317	A	Cal Poly	58 69
												317	H	Cal Poly	78 64
												342	A	Saint Peter's	69 45
												344	A	Seattle U	57 54
LAST 12 Division I GAMES:															
182	H	UC Irvine	67 58	274	H	Long Beach St.	53 59								
317	A	Cal Poly	58 69	151	A	CSUN	44 74								
299	H	UC Santa Barbara	74 62	88	H	UC Davis	39 75								
151	H	CSUN	64 73	299	A	UC Santa Barbara	59 52								
182	A	UC Irvine	61 65	317	H	Cal Poly	78 64								
135	A	UC Riverside	59 62	88	A	UC Davis	51 75								

Non-Div I Games: Antelope Valley 77 65

Cal St. Fullerton

■ Loss,
 ■ Non-Conf,
 ■ S Site,
 ■ Home
 ■ Away
 N Neutral

California

Through Games Of March 1, 2019

Average RPI Win:	122	WON-LOST	WINNING	LAST 10	STRENGTH OF	OPP. STRENGTH	TEAM	ADJ.	CONF.	ADJ CONF.
Average RPI Loss:	36	RECORD	PCT. RANK	GAMES	SCHEDULE	OF SCHEDULE	RPI	RPI	RPI	RPI
DIV. I ONLY	17- 11	112	1- 0	22	6	38	38	2	2	
DIV. I NON-CONF.	9- 2	43	0- 0	63	27	28	28	2	2	
TOTALS	RPI 1-25	RPI 26-50	W-L RECORDS	RPI 51-100	RPI 101-150	RPI 150+				
17- 11	2- 5	2- 3	OVERALL	3- 3	3- 0	7- 0				
9- 5	2- 3	1- 1	HOME	1- 1	2- 0	3- 0				
6- 6	0- 2	1- 2	AWAY	1- 2	1- 0	3- 0				
2- 0	0- 0	0- 0	NEUTRAL	1- 0	0- 0	1- 0				
9- 2	0- 1	1- 0	NON-CONFERENCE	2- 1	2- 0	4- 0				
3- 2	0- 1	0- 0	HOME	0- 1	1- 0	2- 0				
4- 0	0- 0	1- 0	AWAY	1- 0	1- 0	1- 0				
2- 0	0- 0	0- 0	NEUTRAL	1- 0	0- 0	1- 0				
8- 9	2- 4	1- 3	CONFERENCE	1- 2	1- 0	3- 0				
6- 3	2- 2	1- 1	HOME	1- 0	1- 0	1- 0				
2- 6	0- 2	0- 2	AWAY	0- 2	0- 0	2- 0				
0- 0	0- 0	0- 0	NEUTRAL	0- 0	0- 0	0- 0				

RPI	S	Opponent	Score	RPI	S	Opponent	Score	Team's RPI: 38	RPI	S	Opponent	Score	RPI	S	Opponent	Score
4	A	Stanford	50 75	30	A	UCLA	74 80		53	A	Saint Mary's (CA)	81 78	101	H	Houston	80 79
4	H	Stanford	81 80	30	H	UCLA	79 84		70	A	Utah	74 87	127	A	Penn St.	75 58
5	H	Oregon	82 105	32	A	BYU	70 52		83	H	Harvard	79 85	146	H	Washington St.	77 63
6	H	UConn	66 76	44	A	Southern California	76 86		84	A	Arizona	55 60	151	H	CSUN	67 42
15	A	Arizona St.	61 62	44	H	Southern California	66 59		84	H	Arizona	82 76	163	A	Washington	71 65
15	H	Arizona St.	69 60						97	N	Pacific	81 69	163	H	Washington	79 70
20	H	Oregon St.	74 82										164	N	Tulane	65 57
													167	A	Colorado	80 60
													266	A	San Diego	70 53
													299	H	UC Santa Barbara	69 45
LAST 12 Division I GAMES:																
163	A	Washington	71 65	5	H	Oregon	82 105									
84	H	Arizona	82 76	4	A	Stanford	50 75									
15	H	Arizona St.	69 60	4	H	Stanford	81 80									
30	A	UCLA	74 80	167	A	Colorado	80 60									
44	A	Southern California	76 86	70	A	Utah	74 87									
20	H	Oregon St.	74 82	163	H	Washington	79 70									

Non-Div I Games:

California

Loss, Non-Conf, S Site, H Home A Away N Neutral

California Baptist

Through Games Of March 1, 2019

Average RPI Win:	288	WON-LOST	WINNING	LAST 10	STRENGTH OF	OPP. STRENGTH	TEAM	ADJ.	CONF.	ADJ CONF.
Average RPI Loss:	198	RECORD	PCT. RANK	GAMES	SCHEDULE	OF SCHEDULE	RPI	RPI	RPI	RPI
DIV. I ONLY	12- 10	152	1- 0	343	311	254	254	30	30	
DIV. I NON-CONF.	3- 6	241	0- 0	229	235	244	244	30	30	
TOTALS	RPI 1-25	RPI 26-50	W-L RECORDS	RPI 51-100	RPI 101-150	RPI 150+				
12- 10	0- 0	0- 1	OVERALL	0- 0	1- 2	11- 7				
6- 3	0- 0	0- 0	HOME	0- 0	1- 1	5- 2				
6- 6	0- 0	0- 0	AWAY	0- 0	0- 1	6- 5				
0- 1	0- 0	0- 1	NEUTRAL	0- 0	0- 0	0- 0				
3- 6	0- 0	0- 1	NON-CONFERENCE	0- 0	1- 1	2- 4				
1- 2	0- 0	0- 0	HOME	0- 0	1- 1	0- 1				
2- 3	0- 0	0- 0	AWAY	0- 0	0- 0	2- 3				
0- 1	0- 0	0- 1	NEUTRAL	0- 0	0- 0	0- 0				
9- 4	0- 0	0- 0	CONFERENCE	0- 0	0- 1	9- 3				
5- 1	0- 0	0- 0	HOME	0- 0	0- 0	5- 1				
4- 3	0- 0	0- 0	AWAY	0- 0	0- 1	4- 2				
0- 0	0- 0	0- 0	NEUTRAL	0- 0	0- 0	0- 0				

RPI 1-25			RPI 26-50			RPI 51-100			RPI 101+ Team's RPI: 254		
RPI	S	Opponent	Score	RPI	S	Opponent	Score	RPI	S	Opponent	Score
				32	N	BYU	69 76	112	H	Idaho St.	57 72
								133	A	New Mexico St.	69 76
								135	H	UC Riverside	65 57
								151	A	CSUN	67 73
								226	A	UMKC	95 92
								226	H	UMKC	74 78
								235	A	UTRGV	56 60
								242	A	San Diego St.	67 83
								255	A	Northern Ariz.	88 91
								259	H	Cal St. Fullerton	65 79
								264	A	CSU Bakersfield	68 45
								264	H	CSU Bakersfield	67 43
								273	H	Utah Valley	83 54
								274	A	Long Beach St.	85 83
								299	A	UC Santa Barbara	76 64
								335	A	Grand Canyon	71 75
								335	H	Grand Canyon	93 50
								344	A	Seattle U	86 64
								344	H	Seattle U	100 83
								350	A	Chicago St.	93 67
								350	H	Chicago St.	89 52
LAST 12 Division I GAMES:											
344	A	Seattle U	86 64	273	H	Utah Valley	83 54				
264	H	CSU Bakersfield	67 43	335	A	Grand Canyon	71 75				
335	H	Grand Canyon	93 50	264	A	CSU Bakersfield	68 45				
226	A	UMKC	95 92	350	H	Chicago St.	89 52				
350	A	Chicago St.	93 67	226	H	UMKC	74 78				
344	H	Seattle U	100 83	235	A	UTRGV	56 60				

Non-Div I Games: La Sierra 91 44 Notre Dame de Namur80 47 Westcliff 133 43 Fresno Pacific 93 71
California Baptist

Loss, Non-Conf, S Site, H Home A Away N Neutral

Average RPI Win:	290	WON-LOST	WINNING	LAST 10	STRENGTH OF	OPP. STRENGTH	TEAM	ADJ.	CONF.	ADJ CONF.
Average RPI Loss:	164	RECORD	PCT. RANK	GAMES	SCHEDULE	OF SCHEDULE	RPI	RPI	RPI	RPI
DIV. I ONLY	14- 10	129	1- 0	311	309	215	215	28	28	
DIV. I NON-CONF.	6- 3	91	1- 0	336	311	221	221	29	29	
TOTALS	RPI 1-25	RPI 26-50	W-L RECORDS	RPI 51-100	RPI 101-150	RPI 150+				
14- 10	0- 0	0- 0	OVERALL	0- 3	0- 2	14- 5				
7- 5	0- 0	0- 0	HOME	0- 2	0- 0	7- 3				
6- 5	0- 0	0- 0	AWAY	0- 1	0- 2	6- 2				
1- 0	0- 0	0- 0	NEUTRAL	0- 0	0- 0	1- 0				
6- 3	0- 0	0- 0	NON-CONFERENCE	0- 1	0- 1	6- 1				
2- 2	0- 0	0- 0	HOME	0- 1	0- 0	2- 1				
3- 1	0- 0	0- 0	AWAY	0- 0	0- 1	3- 0				
1- 0	0- 0	0- 0	NEUTRAL	0- 0	0- 0	1- 0				
8- 7	0- 0	0- 0	CONFERENCE	0- 2	0- 1	8- 4				
5- 3	0- 0	0- 0	HOME	0- 1	0- 0	5- 2				
3- 4	0- 0	0- 0	AWAY	0- 1	0- 1	3- 2				
0- 0	0- 0	0- 0	NEUTRAL	0- 0	0- 0	0- 0				

RPI 1-25				RPI 26-50				RPI 51-100				RPI 101+ Team's RPI: 215			
RPI	S	Opponent	Score	RPI	S	Opponent	Score	RPI	S	Opponent	Score	RPI	S	Opponent	Score
								80	A	Radford	57 61	115	A	Boston College	56 76
								80	H	Radford	52 56	124	A	High Point	60 65
								90	H	Old Dominion	59 83	188	A	UNC Asheville	52 60
												188	H	UNC Asheville	49 48
												197	A	Hampton	50 61
												197	H	Hampton	52 46
												220	H	Howard	64 69
												251	A	Gardner-Webb	69 63
												251	H	Gardner-Webb	38 52
												263	A	Norfolk St.	57 49
												293	H	Winthrop	46 59
												294	A	Charleston So.	60 58
												294	H	Charleston So.	52 51
												295	H	Col. of Charleston	66 65
												298	H	UNC Greensboro	53 49
												315	A	FIU	59 54
												320	N	Omaha	65 52
												331	H	Presbyterian	51 46
												336	A	Longwood	66 60
												340	A	Western Caro.	63 37
												341	H	USC Upstate	61 41
LAST 12 Division I GAMES:															
				315	A	FIU	59 54					341	H	USC Upstate	61 41
				80	A	Radford	57 61					336	A	Longwood	66 60
				294	H	Charleston So.	52 51					80	H	Radford	52 56
				251	A	Gardner-Webb	69 63					124	A	High Point	60 65
				197	A	Hampton	50 61					197	H	Hampton	52 46
				188	H	UNC Asheville	49 48					293	H	Winthrop	46 59

Non-Div I Games: William Peace 65 36 Columbia (SC) 93 46

Campbell

Loss, Non-Conf, S Site, H Home A Away N Neutral

Canisius

Through Games Of March 1, 2019

Average RPI Win: 282	WON-LOST	WINNING	LAST 10	STRENGTH OF	OPP. STRENGTH	TEAM	ADJ.	CONF.	ADJ CONF.
Average RPI Loss: 179	RECORD	PCT. RANK	GAMES	SCHEDULE	OF SCHEDULE	RPI	RPI	RPI	RPI
DIV. I ONLY	11- 17	232	1- 0	277	287	277	277	26	26
DIV. I NON-CONF.	2- 9	297	0- 0	237	254	315	315	27	27
TOTALS	RPI 1-25	RPI 26-50	W-L RECORDS	RPI 51-100	RPI 101-150	RPI 150+			
11- 17	0- 0	0- 4	OVERALL	0- 0	0- 4	11- 9			
7- 8	0- 0	0- 3	HOME	0- 0	0- 2	7- 3			
4- 9	0- 0	0- 1	AWAY	0- 0	0- 2	4- 6			
0- 0	0- 0	0- 0	NEUTRAL	0- 0	0- 0	0- 0			
2- 9	0- 0	0- 2	NON-CONFERENCE	0- 0	0- 2	2- 5			
1- 5	0- 0	0- 2	HOME	0- 0	0- 1	1- 2			
1- 4	0- 0	0- 0	AWAY	0- 0	0- 1	1- 3			
0- 0	0- 0	0- 0	NEUTRAL	0- 0	0- 0	0- 0			
9- 8	0- 0	0- 2	CONFERENCE	0- 0	0- 2	9- 4			
6- 3	0- 0	0- 1	HOME	0- 0	0- 1	6- 1			
3- 5	0- 0	0- 1	AWAY	0- 0	0- 1	3- 3			
0- 0	0- 0	0- 0	NEUTRAL	0- 0	0- 0	0- 0			

RPI S	Opponent	Score	RPI S	Opponent	Score	RPI S	Opponent	Score	RPI S	Opponent	Score	Team's RPI: 277
37	H Buffalo	66 84	45	H Miami (OH)	59 62	119	H Youngstown St.	36 62	129	A Marist	50 66	
47	A Quinnipiac	51 68	47	H Quinnipiac	42 55	129	H Marist	66 71	141	A Akron	53 62	
						177	A Rider	62 49	224	H Bowling Green	53 74	
						234	A Monmouth	61 67	234	H Monmouth	65 56	
						235	H UTRGV	53 57	243	A Albany (NY)	48 42	
						247	A Colgate	53 67	247	A Colgate	53 67	
						258	A St. Bonaventure	94 100	267	A Niagara	52 74	
						267	H Niagara	52 51	271	H Siena	66 78	
						276	H Manhattan	47 44	283	H Vermont	67 46	
						292	A Fairfield	65 72	292	H Fairfield	53 50	
						313	A Oakland	60 71	323	A Iona	48 40	
						323	H Iona	67 47	342	A Saint Peter's	75 62	
						342	H Saint Peter's	78 59				
LAST 12 Division I GAMES:												
267	H Niagara	52 51	292	A Fairfield	65 72	177	A Rider	62 49	234	A Monmouth	61 67	
234	H Monmouth	65 56	342	H Saint Peter's	78 59	47	H Quinnipiac	42 55				
271	H Siena	66 78	323	H Iona	67 47							
129	A Marist	50 66										
267	A Niagara	52 74										
47	A Quinnipiac	51 68										

Non-Div I Games:

Canisius

■ Loss,
■ Non-Conf,
■ S Site,
■ H Home
■ A Away
N Neutral

Central Ark.

Through Games Of March 1, 2019

Average RPI Win: 320	WON-LOST	WINNING	LAST 10	STRENGTH OF	OPP. STRENGTH	TEAM	ADJ.	CONF.	ADJ CONF.
Average RPI Loss: 144	RECORD	PCT. RANK	GAMES	SCHEDULE	OF SCHEDULE	RPI	RPI	RPI	RPI
DIV. I ONLY	7- 14	265	0- 1	234	282	269	269	25	25
DIV. I NON-CONF.	1- 5	311	0- 0	200	86	265	265	23	23
TOTALS	RPI 1-25	RPI 26-50	W-L RECORDS	RPI 51-100	RPI 101-150	RPI 150+			
7- 14	0- 1	0- 1	OVERALL	0- 4	0- 1	7- 7			
4- 4	0- 0	0- 0	HOME	0- 2	0- 0	4- 2			
3- 10	0- 1	0- 1	AWAY	0- 2	0- 1	3- 5			
0- 0	0- 0	0- 0	NEUTRAL	0- 0	0- 0	0- 0			
1- 5	0- 1	0- 1	NON-CONFERENCE	0- 1	0- 1	1- 1			
0- 1	0- 0	0- 0	HOME	0- 1	0- 0	0- 0			
1- 4	0- 1	0- 1	AWAY	0- 0	0- 1	1- 1			
0- 0	0- 0	0- 0	NEUTRAL	0- 0	0- 0	0- 0			
6- 9	0- 0	0- 0	CONFERENCE	0- 3	0- 0	6- 6			
4- 3	0- 0	0- 0	HOME	0- 1	0- 0	4- 2			
2- 6	0- 0	0- 0	AWAY	0- 2	0- 0	2- 4			
0- 0	0- 0	0- 0	NEUTRAL	0- 0	0- 0	0- 0			

RPI 1-25				RPI 26-50				RPI 51-100				RPI 101+ Team's RPI: 269			
RPI	S	Opponent	Score	RPI	S	Opponent	Score	RPI	S	Opponent	Score	RPI	S	Opponent	Score
17	A	Texas A&M	27 84	34	A	Kansas St.	54 70	64	A	Lamar University	37 57	131	A	Oklahoma	52 65
								79	A	SFA	43 79	159	A	Abilene Christian	70 77
								79	H	SFA	53 59	173	A	Nicholls St.	52 68
								95	H	South Alabama	50 58	173	H	Nicholls St.	60 64
												184	A	Sam Houston St.	62 66
												245	H	A&M-Corpus Christi	65 73
												278	A	Jackson St.	56 65
												290	A	New Orleans	62 60
												303	H	Incarnate Word	74 43
												306	A	Southeastern La.	53 62
												306	H	Southeastern La.	75 33
												325	H	McNeese	76 45
												329	H	Northwestern St.	74 52
												337	A	Houston Baptist	77 58
												351	A	Alcorn	57 46
LAST 12 Division I GAMES:															
79	A	SFA	43 79	79	H	SFA	53 59	159	A	Abilene Christian	70 77	290	A	New Orleans	62 60
173	A	Nicholls St.	52 68	159	A	Abilene Christian	70 77	173	H	Nicholls St.	60 64	303	H	Incarnate Word	74 43
325	H	McNeese	76 45	290	A	New Orleans	62 60	306	H	Incarnate Word	74 43	325	H	McNeese	76 45
337	A	Houston Baptist	77 58	173	H	Nicholls St.	60 64	306	H	Incarnate Word	74 43	329	H	Northwestern St.	74 52
306	H	Southeastern La.	75 33	303	H	Incarnate Word	74 43	64	A	Lamar University	37 57	337	A	Houston Baptist	77 58
329	H	Northwestern St.	74 52	64	A	Lamar University	37 57					351	A	Alcorn	57 46

Non-Div I Games: Central Baptist 55 34 Crowley's Ridge 91 33 Williams Baptist 70 35 Hendrix 72 40 Central Ark.

Loss, Non-Conf, S Site, H Home A Away N Neutral

Average RPI Win:	290	WON-LOST	WINNING	LAST 10	STRENGTH OF	OPP. STRENGTH	TEAM	ADJ.	CONF.	ADJ CONF.
Average RPI Loss:	211	RECORD	PCT. RANK	GAMES	SCHEDULE	OF SCHEDULE	RPI	RPI	RPI	RPI
DIV. I ONLY	6- 19	301	0- 1	283	326	319	319	31	31	
DIV. I NON-CONF.	3- 7	256	0- 0	186	212	241	241	31	31	
TOTALS	RPI 1-25	RPI 26-50	W-L RECORDS	RPI 51-100	RPI 101-150	RPI 150+				
6- 19	0- 0	0- 2	OVERALL	0- 0	0- 3	6- 14				
4- 7	0- 0	0- 1	HOME	0- 0	0- 2	4- 4				
2- 12	0- 0	0- 1	AWAY	0- 0	0- 1	2- 10				
0- 0	0- 0	0- 0	NEUTRAL	0- 0	0- 0	0- 0				
3- 7	0- 0	0- 2	NON-CONFERENCE	0- 0	0- 3	3- 2				
1- 3	0- 0	0- 1	HOME	0- 0	0- 2	1- 0				
2- 4	0- 0	0- 1	AWAY	0- 0	0- 1	2- 2				
0- 0	0- 0	0- 0	NEUTRAL	0- 0	0- 0	0- 0				
3- 12	0- 0	0- 0	CONFERENCE	0- 0	0- 0	3- 12				
3- 4	0- 0	0- 0	HOME	0- 0	0- 0	3- 4				
0- 8	0- 0	0- 0	AWAY	0- 0	0- 0	0- 8				
0- 0	0- 0	0- 0	NEUTRAL	0- 0	0- 0	0- 0				

RPI S	Opponent	Score	RPI S	Opponent	Score	RPI S	Opponent	Score	RPI S	Opponent	Score	Team's RPI: 319
26	A Rutgers	44 73	37	H Buffalo	69 82				114	H Hartford	52 54	
									126	A Yale	46 58	
									136	H Lehigh	62 88	
									196	A Robert Morris	40 60	
									196	H Robert Morris	57 64	
									216	A Sacred Heart	61 66	
									216	H Sacred Heart	46 73	
									227	A Massachusetts	59 74	
									231	A Saint Francis (PA)	68 83	
									231	H Saint Francis (PA)	73 62	
									237	A Mt. St. Mary's	53 84	
									237	H Mt. St. Mary's	44 61	
									243	A Albany (NY)	60 53	
									262	A St. Francis Brooklyn	58 70	
									282	A Brown	63 68	
									300	A Bryant	60 72	
									300	H Bryant	66 65	
									308	A Morgan St.	60 36	
									312	A Wagner	62 70	
									312	H Wagner	63 75	
									314	H New Hampshire	56 47	
									346	H LIU Brooklyn	63 57	
									347	A Fairleigh Dickinson	67 74	
LAST 12 Division I GAMES:												
237	H Mt. St. Mary's	44 61	300	H Bryant	66 65							
216	H Sacred Heart	46 73	346	H LIU Brooklyn	63 57							
262	A St. Francis Brooklyn	58 70	300	A Bryant	60 72							
312	A Wagner	62 70	196	H Robert Morris	57 64							
196	A Robert Morris	40 60	231	H Saint Francis (PA)	73 62							
231	A Saint Francis (PA)	68 83	237	A Mt. St. Mary's	53 84							

Non-Div I Games:

Central Conn. St.

■ Loss,
 ■ Non-Conf, S Site,
 ■ Home
 ■ Away
 N Neutral

Central Mich.

Through Games Of March 1, 2019

Average RPI Win:	140	WON-LOST	WINNING	LAST 10	STRENGTH OF	OPP. STRENGTH	TEAM	ADJ.	CONF.	ADJ CONF.
Average RPI Loss:	62	RECORD	PCT. RANK	GAMES	SCHEDULE	OF SCHEDULE	RPI	RPI	RPI	RPI
DIV. I ONLY	21- 6	37	1- 0	49	66	25	25	7	7	
DIV. I NON-CONF.	9- 3	61	0- 0	86	6	42	42	9	9	
TOTALS	RPI 1-25	RPI 26-50	W-L RECORDS	RPI 51-100	RPI 101-150	RPI 150+				
21- 6	2- 1	4- 3	OVERALL	1- 1	5- 0	9- 1				
8- 4	1- 1	1- 3	HOME	0- 0	3- 0	3- 0				
12- 1	1- 0	3- 0	AWAY	1- 1	2- 0	5- 0				
1- 1	0- 0	0- 0	NEUTRAL	0- 0	0- 0	1- 1				
9- 3	2- 1	1- 1	NON-CONFERENCE	0- 0	2- 0	4- 1				
3- 2	1- 1	0- 1	HOME	0- 0	1- 0	1- 0				
5- 0	1- 0	1- 0	AWAY	0- 0	1- 0	2- 0				
1- 1	0- 0	0- 0	NEUTRAL	0- 0	0- 0	1- 1				
12- 3	0- 0	3- 2	CONFERENCE	1- 1	3- 0	5- 0				
5- 2	0- 0	1- 2	HOME	0- 0	2- 0	2- 0				
7- 1	0- 0	2- 0	AWAY	1- 1	1- 0	3- 0				
0- 0	0- 0	0- 0	NEUTRAL	0- 0	0- 0	0- 0				

RPI	S	Opponent	Score	RPI	S	Opponent	Score	RPI	S	Opponent	Score	RPI	S	Opponent	Score
3	H	Louisville	68 72	29	H	South Dakota St.	71 80	75	A	Kent St.	82 75	102	A	Virginia	74 61
18	H	UCF	75 68	37	A	Buffalo	100 95	89	A	Toledo	59 62	103	A	Northern Ill.	89 66
19	A	Miami (FL)	90 80	37	H	Buffalo	76 65					103	H	Northern Ill.	76 52
				39	A	Ohio	88 70					121	H	Western Ky.	108 90
				39	H	Ohio	75 78					141	H	Akron	94 71
				45	H	Miami (OH)	67 70					164	N	Tulane	57 68
				47	A	Quinnipiac	67 52					171	N	Chattanooga	73 50
												178	A	Vanderbilt	66 57
												201	H	Eastern Mich.	71 61
												208	A	Ball St.	81 64
												208	H	Ball St.	81 63
												224	A	Bowling Green	92 54
												268	A	Western Mich.	87 53
												313	H	Oakland	104 61
												323	A	Iona	82 39
LAST 12 Division I GAMES:															
208	H	Ball St.	81 63	37	H	Buffalo	76 65								
208	A	Ball St.	81 64	224	A	Bowling Green	92 54								
103	H	Northern Ill.	76 52	201	H	Eastern Mich.	71 61								
37	A	Buffalo	100 95	89	A	Toledo	59 62								
268	A	Western Mich.	87 53	75	A	Kent St.	82 75								
39	H	Ohio	75 78	45	H	Miami (OH)	67 70								

Non-Div I Games:

Central Mich.

■ Loss,
■ Non-Conf, S Site,
■ Home
■ Away
N Neutral

Charleston So.

Through Games Of March 1, 2019

Average RPI Win:	284	WON-LOST	WINNING	LAST 10	STRENGTH OF	OPP. STRENGTH	TEAM	ADJ.	CONF.	ADJ CONF.
Average RPI Loss:	201	RECORD	PCT. RANK	GAMES	SCHEDULE	OF SCHEDULE	RPI	RPI	RPI	RPI
DIV. I ONLY	7- 16	278	1- 0	268	328	294	294	28	28	
DIV. I NON-CONF.	0- 8	336	0- 0	281	319	349	349	29	29	
TOTALS	RPI 1-25	RPI 26-50	W-L RECORDS	RPI 51-100	RPI 101-150	RPI 150+				
7- 16	0- 0	0- 0	OVERALL	0- 2	0- 2	7- 12				
3- 7	0- 0	0- 0	HOME	0- 1	0- 1	3- 5				
4- 9	0- 0	0- 0	AWAY	0- 1	0- 1	4- 7				
0- 0	0- 0	0- 0	NEUTRAL	0- 0	0- 0	0- 0				
0- 8	0- 0	0- 0	NON-CONFERENCE	0- 1	0- 0	0- 7				
0- 3	0- 0	0- 0	HOME	0- 0	0- 0	0- 3				
0- 5	0- 0	0- 0	AWAY	0- 1	0- 0	0- 4				
0- 0	0- 0	0- 0	NEUTRAL	0- 0	0- 0	0- 0				
7- 8	0- 0	0- 0	CONFERENCE	0- 1	0- 2	7- 5				
3- 4	0- 0	0- 0	HOME	0- 1	0- 1	3- 2				
4- 4	0- 0	0- 0	AWAY	0- 0	0- 1	4- 3				
0- 0	0- 0	0- 0	NEUTRAL	0- 0	0- 0	0- 0				






















































RPI S	Opponent	Score	RPI S	Opponent	Score	RPI S	Opponent	Score	RPI S	Opponent	Score	Team's RPI: 294
						80	H Radford	41 67	124	A High Point	64 71	
						98	A Georgia	75 83	124	H High Point	62 69	
									157	H Davidson	34 72	
									161	H Tennessee Tech	55 77	
									188	H UNC Asheville	70 59	
									197	A Hampton	72 57	
									197	H Hampton	66 74	
									215	A Campbell	51 52	
									215	H Campbell	58 60	
									223	A Florida	60 70	
									229	H Jacksonville	58 68	
									251	A Gardner-Webb	65 75	
									251	H Gardner-Webb	66 58	
									252	A North Florida	76 82	
									293	A Winthrop	52 57	
									295	A Col. of Charleston	52 79	
									302	A South Carolina St.	58 67	
									331	A Presbyterian	63 55	
									336	A Longwood	81 74	
									341	A USC Upstate	78 75	
									341	H USC Upstate	74 62	
LAST 12 Division I GAMES:												
251	H	Gardner-Webb	66	58	331	A	Presbyterian	63	55			
215	A	Campbell	51	52	251	A	Gardner-Webb	65	75			
197	A	Hampton	72	57	124	A	High Point	64	71			
124	H	High Point	62	69	341	A	USC Upstate	78	75			
341	H	USC Upstate	74	62	80	H	Radford	41	67			
188	H	UNC Asheville	70	59	336	A	Longwood	81	74			

Non-Div I Games: Converse 101 50 Columbia (SC) 89 57 Erskine 74 50

Charleston So.



Loss, Non-Conf, S Site, H Home A Away N Neutral

Average RPI Win:	197	WON-LOST	WINNING	LAST 10	STRENGTH OF	OPP. STRENGTH	TEAM	ADJ.	CONF.	ADJ CONF.
Average RPI Loss:	131	RECORD	PCT. RANK	GAMES	SCHEDULE	OF SCHEDULE	RPI	RPI	RPI	RPI
DIV. I ONLY	15- 11	132	1- 0	90	192	118	118	14	14	
DIV. I NON-CONF.	8- 4	91	1- 0	57	275	68	68	17	17	
TOTALS	RPI 1-25	RPI 26-50	W-L RECORDS	RPI 51-100	RPI 101-150	RPI 150+				
15- 11	0- 0	0- 1	OVERALL	3- 1	2- 5	10- 4				
12- 2	0- 0	0- 0	HOME	2- 1	1- 1	9- 0				
2- 9	0- 0	0- 1	AWAY	1- 0	1- 4	0- 4				
1- 0	0- 0	0- 0	NEUTRAL	0- 0	0- 0	1- 0				
8- 4	0- 0	0- 0	NON-CONFERENCE	1- 0	1- 4	6- 0				
6- 1	0- 0	0- 0	HOME	1- 0	0- 1	5- 0				
1- 3	0- 0	0- 0	AWAY	0- 0	1- 3	0- 0				
1- 0	0- 0	0- 0	NEUTRAL	0- 0	0- 0	1- 0				
7- 7	0- 0	0- 1	CONFERENCE	2- 1	1- 1	4- 4				
6- 1	0- 0	0- 0	HOME	1- 1	1- 0	4- 0				
1- 6	0- 0	0- 1	AWAY	1- 0	0- 1	0- 4				
0- 0	0- 0	0- 0	NEUTRAL	0- 0	0- 0	0- 0				

RPI S	Opponent	Score	RPI S	Opponent	Score	RPI S	Opponent	Score	RPI S	Opponent	Score	Team's RPI: 118
			31  Rice	51  61		60  Middle Tenn.	55  62		102  Virginia	61  65		
						67  Wright St.	88 85		104  UAB	60 56		
						90  Old Dominion	60 53		111  Fordham	64  71		
						90  Old Dominion	69 59		121  Western Ky.	58  76		
									136  Lehigh	62 60		
									142  Mercer	40  57		
									143  Wake Forest	43  69		
									157  Davidson	78 66		
									172  Louisiana Tech	51  88		
									175  North Texas	63  68		
									181  Southern Miss.	54  65		
									188  UNC Asheville	70 53		
									203  Marshall	62  63		
									205  Bethune-Cookman	73 69		
									213 N Liberty	63 61		
									221  East Carolina	52 46		
									272  Wofford	85 63		
									280  UTEP	62 39		
									305  Fla. Atlantic	68 47		
									307  UTSA	66 54		
									315  FIU	69 54		
LAST 12 Division I GAMES:												
136  Lehigh	62 60	31  Rice	51  61									
90  Old Dominion	60 53	280  UTEP	62 39									
90  Old Dominion	69 59	307  UTSA	66 54									
104  UAB	60 56	172  Louisiana Tech	51  88									
60  Middle Tenn.	55  62	181  Southern Miss.	54  65									
175  North Texas	63  68	305  Fla. Atlantic	68 47									

Non-Div I Games:

Charlotte

 Loss,
  Non-Conf, S Site,
  Home
  Away
 N Neutral

Chattanooga

Through Games Of March 1, 2019

Average RPI Win: 234	WON-LOST	WINNING	LAST 10	STRENGTH OF	OPP. STRENGTH	TEAM	ADJ.	CONF.	ADJ CONF.
Average RPI Loss: 112	RECORD	PCT. RANK	GAMES	SCHEDULE	OF SCHEDULE	RPI	RPI	RPI	RPI
DIV. I ONLY	11- 16	227	1- 0	55	212	171	171	27	27
DIV. I NON-CONF.	4- 10	264	1- 0	2	55	90	90	24	24
TOTALS	RPI 1-25	RPI 26-50	W-L RECORDS	RPI 51-100	RPI 101-150	RPI 150+			
11- 16	0- 4	0- 1	OVERALL	1- 4	0- 3	10- 4			
7- 6	0- 2	0- 1	HOME	0- 1	0- 2	7- 0			
2- 8	0- 1	0- 0	AWAY	0- 2	0- 1	2- 4			
2- 2	0- 1	0- 0	NEUTRAL	1- 1	0- 0	1- 0			
4- 10	0- 4	0- 1	NON-CONFERENCE	1- 4	0- 1	3- 0			
1- 5	0- 2	0- 1	HOME	0- 1	0- 1	1- 0			
1- 3	0- 1	0- 0	AWAY	0- 2	0- 0	1- 0			
2- 2	0- 1	0- 0	NEUTRAL	1- 1	0- 0	1- 0			
7- 6	0- 0	0- 0	CONFERENCE	0- 0	0- 2	7- 4			
6- 1	0- 0	0- 0	HOME	0- 0	0- 1	6- 0			
1- 5	0- 0	0- 0	AWAY	0- 0	0- 1	1- 4			
0- 0	0- 0	0- 0	NEUTRAL	0- 0	0- 0	0- 0			

RPI 1-25				RPI 26-50				RPI 51-100				RPI 101+ Team's RPI: 171			
RPI	S	Opponent	Score	RPI	S	Opponent	Score	RPI	S	Opponent	Score	RPI	S	Opponent	Score
3	H	Louisville	49 75	29	H	South Dakota St.	54 71	56	N	Maine	66 61	116	H	UT Martin	79 81
7	H	NC State	58 78					58	A	Virginia Tech	59 74	142	A	Mercer	58 65
18	A	UCF	37 75					60	N	Middle Tenn.	47 58	142	H	Mercer	56 62
25	N	Central Mich.	50 73					62	H	Belmont	51 67	179	N	Saint Louis	71 61
								100	A	Northern Colo.	65 68	197	A	Hampton	58 50
												211	A	Furman	54 61
												211	H	Furman	73 53
												213	H	Liberty	75 60
												248	A	ETSU	54 64
												248	H	ETSU	76 67
												272	A	Wofford	60 64
												272	H	Wofford	89 82
												279	A	Samford	73 63
												279	H	Samford	61 56
												298	A	UNC Greensboro	49 53
												298	H	UNC Greensboro	64 54
												340	H	Western Caro.	72 58
LAST 12 Division I GAMES:															
		56	N	Maine	66	61				248	A	ETSU	54	64	
		298	A	UNC Greensboro	49	53				298	H	UNC Greensboro	64	54	
		142	H	Mercer	56	62				340	H	Western Caro.	72	58	
		279	H	Samford	61	56				279	A	Samford	73	63	
		272	A	Wofford	60	64				142	A	Mercer	58	65	
		211	A	Furman	54	61				211	H	Furman	73	53	

Non-Div I Games: Lee

61 55

Chattanooga

■ Loss,
 ■ Non-Conf, S Site,
 ■ Home
 ■ Away
 N Neutral

Average RPI Win: 340		WON-LOST	WINNING	LAST 10	STRENGTH OF	OPP. STRENGTH	TEAM	ADJ.	CONF.	ADJ CONF.
Average RPI Loss: 229		RECORD	PCT. RANK	GAMES	SCHEDULE	OF SCHEDULE	RPI	RPI	RPI	RPI
DIV. I ONLY		2- 25	349	0- 1	317	338	350	350	30	30
DIV. I NON-CONF.		0- 13	336	0- 0	231	314	344	344	30	30
TOTALS		RPI 1-25	RPI 26-50	W-L RECORDS	RPI 51-100	RPI 101-150	RPI 150+			
2- 25	0- 0		0- 0	OVERALL	0- 0	0- 5	2- 20			
2- 11	0- 0		0- 0	HOME	0- 0	0- 2	2- 9			
0- 13	0- 0		0- 0	AWAY	0- 0	0- 3	0- 10			
0- 1	0- 0		0- 0	NEUTRAL	0- 0	0- 0	0- 1			
0- 13	0- 0		0- 0	NON-CONFERENCE	0- 0	0- 4	0- 9			
0- 5	0- 0		0- 0	HOME	0- 0	0- 1	0- 4			
0- 7	0- 0		0- 0	AWAY	0- 0	0- 3	0- 4			
0- 1	0- 0		0- 0	NEUTRAL	0- 0	0- 0	0- 1			
2- 12	0- 0		0- 0	CONFERENCE	0- 0	0- 1	2- 11			
2- 6	0- 0		0- 0	HOME	0- 0	0- 1	2- 5			
0- 6	0- 0		0- 0	AWAY	0- 0	0- 0	0- 6			
0- 0	0- 0		0- 0	NEUTRAL	0- 0	0- 0	0- 0			

[illegible]

Non-Div I Games:

Chicago St.

Loss, Non-Conf, S Site, H Home A Away N Neutral

RPI	S	Opponent	Score
344	H	Seattle U	64 61

Chicago St.

C
h
i
c
a
g
o
s
t
.

C
h
i
c
a
g
o
s
t
.

Average RPI Win:	191	WON-LOST	WINNING	LAST 10	STRENGTH OF	OPP. STRENGTH	TEAM	ADJ.	CONF.	ADJ CONF.
Average RPI Loss:	82	RECORD	PCT. RANK	GAMES	SCHEDULE	OF SCHEDULE	RPI	RPI	RPI	RPI
DIV. I ONLY	18- 9	82	1- 0	132	86	85	85	9	9	
DIV. I NON-CONF.	8- 5	119	0- 0	192	143	141	141	8	8	
TOTALS	RPI 1-25	RPI 26-50	W-L RECORDS	RPI 51-100	RPI 101-150	RPI 150+				
18- 9	0- 3	0- 1	OVERALL	0- 2	6- 1	12- 2				
13- 2	0- 1	0- 0	HOME	0- 1	4- 0	9- 0				
5- 7	0- 2	0- 1	AWAY	0- 1	2- 1	3- 2				
0- 0	0- 0	0- 0	NEUTRAL	0- 0	0- 0	0- 0				
8- 5	0- 0	0- 1	NON-CONFERENCE	0- 2	2- 1	6- 1				
7- 1	0- 0	0- 0	HOME	0- 1	2- 0	5- 0				
1- 4	0- 0	0- 1	AWAY	0- 1	0- 1	1- 1				
0- 0	0- 0	0- 0	NEUTRAL	0- 0	0- 0	0- 0				
10- 4	0- 3	0- 0	CONFERENCE	0- 0	4- 0	6- 1				
6- 1	0- 1	0- 0	HOME	0- 0	2- 0	4- 0				
4- 3	0- 2	0- 0	AWAY	0- 0	2- 0	2- 1				
0- 0	0- 0	0- 0	NEUTRAL	0- 0	0- 0	0- 0				

RPI S Opponent	Score	RPI S Opponent	Score	RPI S Opponent	Score	Team's RPI: 85	RPI S Opponent	Score
6 A UConn	38 82	45 A Miami (OH)	65 78	74 A Ohio St.	56 69		101 H Houston	68 57
6 H UConn	55 65			90 H Old Dominion	72 76		106 H VCU	66 54
18 A UCF	55 56						122 A Pittsburgh	48 65
							123 A South Fla.	57 56
							126 H Yale	66 52
							148 A Tulsa	70 50
							148 H Tulsa	74 47
							166 A Temple	70 78
							166 H Temple	72 52
							179 A Saint Louis	51 50
							194 H Xavier	79 61
							206 A Memphis	89 69
							206 H Memphis	80 56
							208 A Ball St.	63 75
							209 H SMU	69 57
							220 H Howard	85 51
							221 A East Carolina	68 57
							246 H Wichita St.	82 54
							248 H ETSU	77 64
							256 H Austin Peay	69 48
							327 H Lipscomb	71 55
LAST 12 Division I GAMES:								
221 A East Carolina	68 57	123 A South Fla.	57 56					
148 H Tulsa	74 47	206 H Memphis	80 56					
166 A Temple	70 78	101 H Houston	68 57					
206 A Memphis	89 69	148 A Tulsa	70 50					
246 H Wichita St.	82 54	166 H Temple	72 52					
6 H UConn	55 65	18 A UCF	55 56					

Non-Div I Games:

Cincinnati

Average RPI Win:	132	WON-LOST	WINNING	LAST 10	STRENGTH OF	OPP. STRENGTH	TEAM	ADJ.	CONF.	ADJ CONF.
Average RPI Loss:	52	RECORD	PCT. RANK	GAMES	SCHEDULE	OF SCHEDULE	RPI	RPI	RPI	RPI
DIV. I ONLY	18- 11	106	1- 0	35	17	52	52	1	1	
DIV. I NON-CONF.	9- 4	85	1- 0	160	126	112	112	1	1	
TOTALS	RPI 1-25	RPI 26-50	W-L RECORDS	RPI 51-100	RPI 101-150	RPI 150+				
18- 11	3- 5	1- 2	OVERALL	2- 2	7- 0	5- 2				
12- 5	1- 3	1- 1	HOME	2- 0	3- 0	5- 1				
5- 5	2- 2	0- 1	AWAY	0- 1	3- 0	0- 1				
1- 1	0- 0	0- 0	NEUTRAL	0- 1	1- 0	0- 0				
9- 4	0- 1	0- 0	NON-CONFERENCE	1- 1	3- 0	5- 2				
8- 1	0- 0	0- 0	HOME	1- 0	2- 0	5- 1				
0- 2	0- 1	0- 0	AWAY	0- 0	0- 0	0- 1				
1- 1	0- 0	0- 0	NEUTRAL	0- 1	1- 0	0- 0				
9- 7	3- 4	1- 2	CONFERENCE	1- 1	4- 0	0- 0				
4- 4	1- 3	1- 1	HOME	1- 0	1- 0	0- 0				
5- 3	2- 1	0- 1	AWAY	0- 1	3- 0	0- 0				
0- 0	0- 0	0- 0	NEUTRAL	0- 0	0- 0	0- 0				

RPI 1-25				RPI 26-50				RPI 51-100				Team's RPI: 52				RPI 101+			
RPI	S	Opponent	Score	RPI	S	Opponent	Score	RPI	S	Opponent	Score	RPI	S	Opponent	Score	RPI	S	Opponent	Score
1	H	Notre Dame	63 101	33	H	North Carolina	64 70	58	H	Virginia Tech	73 66	102	H	Virginia	71 65				
3	H	Louisville	44 76	42	A	Georgia Tech	53 75	62	H	Belmont	65 62	115	A	Boston College	91 58				
7	A	NC State	51 54	42	H	Georgia Tech	71 61	65	N	Tennessee	66 78	122	A	Pittsburgh	65 59				
10	H	Syracuse	75 84					82	A	Duke	59 63	124	H	High Point	83 64				
16	A	South Carolina	57 69									131	N	Oklahoma	74 62				
19	A	Miami (FL)	76 67									143	A	Wake Forest	69 53				
22	A	Florida St.	57 45									149	H	Appalachian St.	87 48				
22	H	Florida St.	73 68									153	A	Alabama	56 76				
												157	H	Davidson	80 90				
												203	H	Marshall	68 54				
												214	H	Illinois	69 67				
												253	H	Rhode Island	80 67				
												272	H	Wofford	85 77				
												327	H	Lipscomb	68 26				
LAST 12 Division I GAMES:																			
131	N	Oklahoma	74 62	33	H	North Carolina	64 70	143	A	Wake Forest	69 53								
82	A	Duke	59 63					3	H	Louisville	44 76								
58	H	Virginia Tech	73 66					1	H	Notre Dame	63 101								
42	A	Georgia Tech	53 75					7	A	NC State	51 54								
115	A	Boston College	91 58					122	A	Pittsburgh	65 59								
22	H	Florida St.	73 68																

Non-Div I Games:

Clemson

■ Loss,
■ Non-Conf, S Site,
■ Home
■ Away
N Neutral

Cleveland St.

Through Games Of March 1, 2019

Average RPI Win:	295	WON-LOST	WINNING	LAST 10	STRENGTH OF	OPP. STRENGTH	TEAM	ADJ.	CONF.	ADJ CONF.
Average RPI Loss:	146	RECORD	PCT. RANK	GAMES	SCHEDULE	OF SCHEDULE	RPI	RPI	RPI	RPI
DIV. I ONLY	8- 18	275	0- 1	243	227	285	285	20	20	
DIV. I NON-CONF.	1- 8	322	0- 0	135	232	304	304	18	18	
TOTALS	RPI 1-25	RPI 26-50	W-L RECORDS	RPI 51-100	RPI 101-150	RPI 150+				
8- 18	0- 0	0- 1	OVERALL	0- 5	0- 3	8- 9				
5- 6	0- 0	0- 0	HOME	0- 3	0- 1	5- 2				
3- 11	0- 0	0- 1	AWAY	0- 2	0- 2	3- 6				
0- 1	0- 0	0- 0	NEUTRAL	0- 0	0- 0	0- 1				
1- 8	0- 0	0- 1	NON-CONFERENCE	0- 1	0- 0	1- 6				
1- 2	0- 0	0- 0	HOME	0- 1	0- 0	1- 1				
0- 5	0- 0	0- 1	AWAY	0- 0	0- 0	0- 4				
0- 1	0- 0	0- 0	NEUTRAL	0- 0	0- 0	0- 1				
7- 10	0- 0	0- 0	CONFERENCE	0- 4	0- 3	7- 3				
4- 4	0- 0	0- 0	HOME	0- 2	0- 1	4- 1				
3- 6	0- 0	0- 0	AWAY	0- 2	0- 2	3- 2				
0- 0	0- 0	0- 0	NEUTRAL	0- 0	0- 0	0- 0				

RPI 1-25			RPI 26-50			RPI 51-100			RPI 101+			Team's RPI: 285			
RPI	S	Opponent	Score	RPI	S	Opponent	Score	RPI	S	Opponent	Score	RPI	S	Opponent	Score
39	A	Ohio	54 72	67	A	Wright St.	52 78	119	A	Youngstown St.	55 73				
				67	H	Wright St.	65 70	138	A	IUPUI	36 64				
				68	A	Green Bay	53 62	138	H	IUPUI	50 75				
				68	H	Green Bay	63 76	154	H	Illinois St.	67 63				
				89	H	Toledo	60 65	160	H	Bradley	65 67				
								164	N	Tulane	72 81				
								192	A	Milwaukee	53 59				
								192	H	Milwaukee	60 78				
								201	A	Eastern Mich.	63 69				
								203	A	Marshall	64 86				
								208	A	Ball St.	62 67				
								240	A	Northern Ky.	55 74				
								240	H	Northern Ky.	76 47				
								266	A	San Diego	82 83				
								313	A	Oakland	64 62				
								313	H	Oakland	98 90				
								332	A	Detroit Mercy	67 49				
								332	H	Detroit Mercy	67 51				
								339	A	UIC	74 48				
								339	H	UIC	71 53				
LAST 12 Division I GAMES:															
240	A	Northern Ky.	55 74	313	H	Oakland	98 90								
67	A	Wright St.	52 78	332	H	Detroit Mercy	67 51								
68	H	Green Bay	63 76	119	A	Youngstown St.	55 73								
192	H	Milwaukee	60 78	67	H	Wright St.	65 70								
138	A	IUPUI	36 64	240	H	Northern Ky.	76 47								
339	A	UIC	74 48	192	A	Milwaukee	53 59								

Non-Div I Games: Lake Erie 79 49 Salem (WV) 113 81

Cleveland St.

Loss, Non-Conf, S Site, H Home A Away N Neutral

Average RPI Win: 247		WON-LOST	WINNING	LAST 10	STRENGTH OF	OPP. STRENGTH	TEAM	ADJ.	CONF.	ADJ CONF.
Average RPI Loss: 97		RECORD	PCT. RANK	GAMES	SCHEDULE	OF SCHEDULE	RPI	RPI	RPI	RPI
DIV. I ONLY		14- 10	129	1- 0	200	185	162	162	12	12
DIV. I NON-CONF.		6- 3	91	0- 0	280	282	165	165	14	14
TOTALS	RPI 1-25	RPI 26-50		W-L RECORDS		RPI 51-100	RPI 101-150	RPI 150+		
14- 10	0- 0	0- 2		OVERALL		0- 5	2- 2	12- 1		
8- 4	0- 0	0- 0		HOME		0- 4	1- 0	7- 0		
6- 4	0- 0	0- 0		AWAY		0- 1	1- 2	5- 1		
0- 2	0- 0	0- 2		NEUTRAL		0- 0	0- 0	0- 0		
6- 3	0- 0	0- 2		NON-CONFERENCE		0- 0	0- 1	6- 0		
4- 0	0- 0	0- 0		HOME		0- 0	0- 0	4- 0		
2- 1	0- 0	0- 0		AWAY		0- 0	0- 1	2- 0		
0- 2	0- 0	0- 2		NEUTRAL		0- 0	0- 0	0- 0		
8- 7	0- 0	0- 0		CONFERENCE		0- 5	2- 1	6- 1		
4- 4	0- 0	0- 0		HOME		0- 4	1- 0	3- 0		
4- 3	0- 0	0- 0		AWAY		0- 1	1- 1	3- 1		
0- 0	0- 0	0- 0		NEUTRAL		0- 0	0- 0	0- 0		

RPI 1-25				RPI 26-50				RPI 51-100				RPI 101+				Team's RPI: 162	
RPI	S	Opponent	Score	RPI	S	Opponent	Score	RPI	S	Opponent	Score	RPI	S	Opponent	Score		
				31	N	Rice	52 56	72	H	Little Rock	47 60	132	A	Georgia St.	67 62		
				50	N	Auburn	78 84	86	A	UT Arlington	53 79	135	A	UC Riverside	43 62		
								86	H	UT Arlington	64 67	149	A	Appalachian St.	53 67		
								94	H	Troy	81 82	149	H	Appalachian St.	74 66		
								95	H	South Alabama	78 88	168	A	Texas St.	58 73		
												168	H	Texas St.	77 70		
												180	H	Arkansas St.	88 72		
												206	H	Memphis	90 71		
												224	H	Bowling Green	81 80		
												261	A	Louisiana	76 58		
												261	H	Louisiana	67 62		
												284	A	Ga. Southern	76 73		
												298	A	UNC Greensboro	78 71		
												302	H	South Carolina St.	57 44		
												316	A	La.-Monroe	79 54		
												338	A	N.C. Central	89 66		
												340	H	Western Caro.	77 59		
LAST 12 Division I GAMES:																	
				261	H	Louisiana	67 62	261	A	Louisiana	76 58						
				132	A	Georgia St.	67 62	316	A	La.-Monroe	79 54						
				284	A	Ga. Southern	76 73	180	H	Arkansas St.	88 72						
				149	H	Appalachian St.	74 66	72	H	Little Rock	47 60						
				168	H	Texas St.	77 70	149	A	Appalachian St.	53 67						
				86	H	UT Arlington	64 67	86	A	UT Arlington	53 79						

Non-Div I Games:	N.C. Wesleyan	126	65	Meredith	128	39
------------------	---------------	-----	----	----------	-----	----

Coastal Caro.

■ Loss, ■ Non-Conf, S Site, H Home A Away N Neutral

Average RPI Win:	243	WON-LOST	WINNING	LAST 10	STRENGTH OF	OPP. STRENGTH	TEAM	ADJ.	CONF.	ADJ CONF.
Average RPI Loss:	165	RECORD	PCT. RANK	GAMES	SCHEDULE	OF SCHEDULE	RPI	RPI	RPI	RPI
DIV. I ONLY	6- 20	303	0- 1	176	239	295	295	10	10	
DIV. I NON-CONF.	3- 7	256	0- 0	307	351	330	330	10	10	
TOTALS	RPI 1-25	RPI 26-50	W-L RECORDS	RPI 51-100	RPI 101-150	RPI 150+				
6- 20	0- 0	0- 2	OVERALL	0- 2	0- 5	6- 11				
4- 9	0- 0	0- 1	HOME	0- 1	0- 2	4- 5				
2- 11	0- 0	0- 1	AWAY	0- 1	0- 3	2- 6				
0- 0	0- 0	0- 0	NEUTRAL	0- 0	0- 0	0- 0				
3- 7	0- 0	0- 0	NON-CONFERENCE	0- 0	0- 1	3- 6				
2- 3	0- 0	0- 0	HOME	0- 0	0- 0	2- 3				
1- 4	0- 0	0- 0	AWAY	0- 0	0- 1	1- 3				
0- 0	0- 0	0- 0	NEUTRAL	0- 0	0- 0	0- 0				
3- 13	0- 0	0- 2	CONFERENCE	0- 2	0- 4	3- 5				
2- 6	0- 0	0- 1	HOME	0- 1	0- 2	2- 2				
1- 7	0- 0	0- 1	AWAY	0- 1	0- 2	1- 3				
0- 0	0- 0	0- 0	NEUTRAL	0- 0	0- 0	0- 0				

RPI 1-25				RPI 26-50				RPI 51-100				RPI 101+ Team's RPI: 295			
RPI	S	Opponent	Score	RPI	S	Opponent	Score	RPI	S	Opponent	Score	RPI	S	Opponent	Score
				36	A	James Madison	35 76	77	A	Drexel	53 76	108	H	Northeastern	56 87
				36	H	James Madison	50 91	77	H	Drexel	42 65	110	A	Towson	61 87
												110	H	Towson	61 77
												125	A	UNCW	49 71
												149	A	Appalachian St.	66 80
												152	A	Delaware	50 74
												152	H	Delaware	60 72
												155	A	William & Mary	66 54
												155	H	William & Mary	79 77
												195	A	George Mason	52 66
												211	H	Furman	67 70
												215	A	Campbell	65 66
												219	A	Elon	68 76
												219	H	Elon	52 72
												222	A	Hofstra	49 68
												222	H	Hofstra	70 62
												272	A	Wofford	58 78
												293	H	Winthrop	64 71
												294	H	Charleston So.	79 52
												302	H	South Carolina St.	75 51
												327	A	Lipscomb	65 63
												331	H	Presbyterian	65 71
LAST 12 Division I GAMES:															
				222	A	Hofstra	49 68	155	H	William & Mary	79 77				
				77	H	Drexel	42 65	222	H	Hofstra	70 62				
				152	H	Delaware	60 72	108	H	Northeastern	56 87				
				110	A	Towson	61 87	152	A	Delaware	50 74				
				36	A	James Madison	35 76	77	A	Drexel	53 76				
				219	H	Elon	52 72	36	H	James Madison	50 91				

Non-Div I Games: North Greenville 95 62

Col. of Charleston

■ Loss,
 ■ Non-Conf, S Site,
 ■ Home
 ■ Away
 N Neutral

Average RPI Win: 273	WON-LOST	WINNING	LAST 10	STRENGTH OF	OPP. STRENGTH	TEAM	ADJ.	CONF.	ADJ CONF.
Average RPI Loss: 161	RECORD	PCT. RANK	GAMES	SCHEDULE	OF SCHEDULE	RPI	RPI	RPI	RPI
DIV. I ONLY	11- 15	221	1- 0	261	251	247	247	18	18
DIV. I NON-CONF.	4- 6	212	0- 0	326	337	298	298	21	21
TOTALS	RPI 1-25	RPI 26-50	W-L RECORDS	RPI 51-100	RPI 101-150	RPI 150+			
11- 15	0- 0	0- 2	OVERALL	0- 2	0- 4	11- 7			
6- 6	0- 0	0- 1	HOME	0- 1	0- 1	6- 3			
5- 9	0- 0	0- 1	AWAY	0- 1	0- 3	5- 4			
0- 0	0- 0	0- 0	NEUTRAL	0- 0	0- 0	0- 0			
4- 6	0- 0	0- 0	NON-CONFERENCE	0- 0	0- 2	4- 4			
3- 1	0- 0	0- 0	HOME	0- 0	0- 0	3- 1			
1- 5	0- 0	0- 0	AWAY	0- 0	0- 2	1- 3			
0- 0	0- 0	0- 0	NEUTRAL	0- 0	0- 0	0- 0			
7- 9	0- 0	0- 2	CONFERENCE	0- 2	0- 2	7- 3			
3- 5	0- 0	0- 1	HOME	0- 1	0- 1	3- 2			
4- 4	0- 0	0- 1	AWAY	0- 1	0- 1	4- 1			
0- 0	0- 0	0- 0	NEUTRAL	0- 0	0- 0	0- 0			

RPI S	Opponent	Score	RPI S	Opponent	Score	RPI S	Opponent	Score	RPI S	Opponent	Score	Team's RPI: 247
47	A Bucknell	58 76	47	H Bucknell	62 90	71	A American	57 76	120	A Dayton	58 67	
						71	H American	66 71	126	A Yale	61 80	
									136	A Lehigh	58 86	
									136	H Lehigh	63 75	
									158	A Boston U.	81 72	
									158	H Boston U.	53 61	
									189	A Holy Cross	70 67	
									195	A George Mason	61 64	
									228	A Navy	52 67	
									228	H Navy	49 62	
									230	H Columbia	84 71	
									267	A Niagara	69 74	
									271	A Siena	53 55	
									277	H Canisius	67 53	
									281	A Army West Point	70 58	
									281	H Army West Point	85 80	
									296	A Loyola Maryland	58 47	
									296	H Loyola Maryland	73 64	
									318	H NJIT	53 71	
									321	A UMass Lowell	61 52	
									326	H Lafayette	60 49	
									347	H Fairleigh Dickinson	71 52	
LAST 12 Division I GAMES:												
281	H Army West Point	85 80	71	H American	66 71	281	A Army West Point	70 58				
296	A Loyola Maryland	58 47	296	H Loyola Maryland	73 64	136	A Lehigh	58 86				
136	H Lehigh	63 75	47	A Bucknell	58 76	47	H Bucknell	62 90				
47	A Bucknell	58 76	158	H Boston U.	53 61	158	A Boston U.	81 72				
158	H Boston U.	53 61	228	A Navy	52 67							

Non-Div I Games:

Colgate

Colorado

Through Games Of March 1, 2019

Average RPI Win:	176	WON-LOST	WINNING	LAST 10	STRENGTH OF	OPP. STRENGTH	TEAM	ADJ.	CONF.	ADJ CONF.
Average RPI Loss:	61	RECORD	PCT. RANK	GAMES	SCHEDULE	OF SCHEDULE	RPI	RPI	RPI	RPI
DIV. I ONLY	12- 16	216	0- 1	87	31	167	167	2	2	
DIV. I NON-CONF.	10- 1	17	0- 0	204	141	37	37	2	2	
TOTALS	RPI 1-25	RPI 26-50	W-L RECORDS	RPI 51-100	RPI 101-150	RPI 150+				
12- 16	0- 6	2- 3	OVERALL	2- 4	1- 1	7- 2				
10- 7	0- 2	2- 2	HOME	2- 2	1- 0	5- 1				
1- 9	0- 4	0- 1	AWAY	0- 2	0- 1	1- 1				
1- 0	0- 0	0- 0	NEUTRAL	0- 0	0- 0	1- 0				
10- 1	0- 1	1- 0	NON-CONFERENCE	2- 0	0- 0	7- 0				
8- 0	0- 0	1- 0	HOME	2- 0	0- 0	5- 0				
1- 1	0- 1	0- 0	AWAY	0- 0	0- 0	1- 0				
1- 0	0- 0	0- 0	NEUTRAL	0- 0	0- 0	1- 0				
2- 15	0- 5	1- 3	CONFERENCE	0- 4	1- 1	0- 2				
2- 7	0- 2	1- 2	HOME	0- 2	1- 0	0- 1				
0- 8	0- 3	0- 1	AWAY	0- 2	0- 1	0- 1				
0- 0	0- 0	0- 0	NEUTRAL	0- 0	0- 0	0- 0				

RPI S Opponent Score	RPI S Opponent Score	RPI S Opponent Score	RPI S Opponent Score
4 H Stanford 69 80	30 H UCLA 60 64	70 A Utah 59 78	146 A Washington St. 48 74
5 A Oregon 43 102	33 H North Carolina 86 74	70 H Utah 61 76	146 H Washington St. 72 61
15 A Arizona St. 49 66	38 H California 60 80	84 A Arizona 51 63	163 A Washington 58 68
15 H Arizona St. 70 76	44 A Southern California 77 84	84 H Arizona 67 69	163 H Washington 46 60
19 A Miami (FL) 58 73	44 H Southern California 81 76	96 H Pepperdine 80 65	185 N Utah St. 78 68
20 A Oregon St. 65 89		100 H Northern Colo. 77 69	207 H Prairie View 79 38
			225 A Nevada 65 52
			228 H Navy 59 43
			269 H Colorado St. 59 40
			279 H Samford 81 39
			304 H San Jose St. 76 64
Team's RPI: 167			
LAST 12 Division I GAMES:			
44 A Southern California 77 84	30 H UCLA 60 64		
163 H Washington 46 60	5 A Oregon 43 102		
146 H Washington St. 72 61	20 A Oregon St. 65 89		
84 A Arizona 51 63	38 H California 60 80		
15 A Arizona St. 49 66	4 H Stanford 69 80		
44 H Southern California 81 76	70 A Utah 59 78		

Non-Div I Games:

Colorado

Loss, Non-Conf, S Site, H Home A Away N Neutral

Colorado St.

Through Games Of March 1, 2019

Average RPI Win:	226	WON-LOST	WINNING	LAST 10	STRENGTH OF	OPP. STRENGTH	TEAM	ADJ.	CONF.	ADJ CONF.
Average RPI Loss:	125	RECORD	PCT. RANK	GAMES	SCHEDULE	OF SCHEDULE	RPI	RPI	RPI	RPI
DIV. I ONLY	6- 18	298	0- 1	96	140	269	269	15	15	
DIV. I NON-CONF.	4- 5	190	0- 0	41	118	157	157	13	13	
TOTALS	RPI 1-25	RPI 26-50	W-L RECORDS	RPI 51-100	RPI 101-150	RPI 150+				
6- 18	0- 2	0- 1	OVERALL	0- 8	0- 0	6- 7				
6- 8	0- 1	0- 0	HOME	0- 4	0- 0	6- 3				
0- 10	0- 1	0- 1	AWAY	0- 4	0- 0	0- 4				
0- 0	0- 0	0- 0	NEUTRAL	0- 0	0- 0	0- 0				
4- 5	0- 2	0- 1	NON-CONFERENCE	0- 1	0- 0	4- 1				
4- 2	0- 1	0- 0	HOME	0- 1	0- 0	4- 0				
0- 3	0- 1	0- 1	AWAY	0- 0	0- 0	0- 1				
0- 0	0- 0	0- 0	NEUTRAL	0- 0	0- 0	0- 0				
2- 13	0- 0	0- 0	CONFERENCE	0- 7	0- 0	2- 6				
2- 6	0- 0	0- 0	HOME	0- 3	0- 0	2- 3				
0- 7	0- 0	0- 0	AWAY	0- 4	0- 0	0- 3				
0- 0	0- 0	0- 0	NEUTRAL	0- 0	0- 0	0- 0				

RPI 1-25				RPI 26-50				RPI 51-100				RPI 101+ Team's RPI: 269			
RPI	S	Opponent	Score	RPI	S	Opponent	Score	RPI	S	Opponent	Score	RPI	S	Opponent	Score
13	A	Gonzaga	39 50	32	A	BYU	42 51	51	A	New Mexico	58 70	156	H	Denver	84 79
15	H	Arizona St.	39 70					54	A	Wyoming	32 56	167	A	Colorado	40 59
								54	H	Wyoming	49 60	185	H	Utah St.	53 72
								55	A	Boise St.	57 70	199	H	UNLV	52 49
								55	H	Boise St.	63 72	204	H	Cornell	56 53
								91	A	Fresno St.	54 57	225	A	Nevada	57 68
								91	H	Fresno St.	55 66	225	H	Nevada	38 62
								100	H	Northern Colo.	47 53	242	A	San Diego St.	45 54
												252	H	North Florida	61 59
												255	H	Northern Ariz.	65 54
												291	A	Air Force	48 63
												291	H	Air Force	55 48
												304	H	San Jose St.	70 78
LAST 12 Division I GAMES:															
55	H	Boise St.	63 72	291	H	Air Force	55 48								
54	A	Wyoming	32 56	55	A	Boise St.	57 70								
304	H	San Jose St.	70 78	91	A	Fresno St.	54 57								
242	A	San Diego St.	45 54	225	H	Nevada	38 62								
54	H	Wyoming	49 60	185	H	Utah St.	53 72								
225	A	Nevada	57 68	51	A	New Mexico	58 70								

Non-Div I Games: Chadron St. 91 38 Eastern N.M. 72 46

Colorado St.

Loss, Non-Conf, S Site, H Home A Away N Neutral

Average RPI Win: 212	WON-LOST	WINNING	LAST 10	STRENGTH OF	OPP. STRENGTH	TEAM	ADJ.	CONF.	ADJ CONF.
Average RPI Loss: 156	RECORD	PCT. RANK	GAMES	SCHEDULE	OF SCHEDULE	RPI	RPI	RPI	RPI
DIV. I ONLY	8- 16	265	1- 0	140	201	230	230	11	11
DIV. I NON-CONF.	4- 9	252	0- 0	201	290	254	254	11	11
TOTALS	RPI 1-25	RPI 26-50	W-L RECORDS	RPI 51-100	RPI 101-150	RPI 150+			
8- 16	0- 0	0- 0	OVERALL	1- 4	1- 4	6- 8			
5- 6	0- 0	0- 0	HOME	1- 2	0- 1	4- 3			
3- 10	0- 0	0- 0	AWAY	0- 2	1- 3	2- 5			
0- 0	0- 0	0- 0	NEUTRAL	0- 0	0- 0	0- 0			
4- 9	0- 0	0- 0	NON-CONFERENCE	0- 0	1- 3	3- 6			
2- 3	0- 0	0- 0	HOME	0- 0	0- 1	2- 2			
2- 6	0- 0	0- 0	AWAY	0- 0	1- 2	1- 4			
0- 0	0- 0	0- 0	NEUTRAL	0- 0	0- 0	0- 0			
4- 7	0- 0	0- 0	CONFERENCE	1- 4	0- 1	3- 2			
3- 3	0- 0	0- 0	HOME	1- 2	0- 0	2- 1			
1- 4	0- 0	0- 0	AWAY	0- 2	0- 1	1- 1			
0- 0	0- 0	0- 0	NEUTRAL	0- 0	0- 0	0- 0			

RPI	S	Opponent	Score	RPI	S	Opponent	Score	RPI	S	Opponent	Score	RPI	S	Opponent	Score	Team's RPI: 230
59	A	Princeton	65	59	H	Princeton	79	59	H	Houston	83	101	H	Houston	72	83
66	A	Penn	79	66	A	Penn	79	111	A	Fordham	68	115	A	Boston College	60	74
66	H	Penn	72	66	H	Penn	72	126	A	Yale	69	126	A	Yale	61	69
83	H	Harvard	65	83	H	Harvard	65	142	A	Mercer	68	142	A	Mercer	72	68
								192	A	Milwaukee	78	192	A	Milwaukee	65	78
								197	H	Hampton	63	197	H	Hampton	88	63
								198	H	Dartmouth	70	198	H	Dartmouth	69	70
								204	A	Cornell	60	204	A	Cornell	51	60
								204	H	Cornell	57	204	H	Cornell	65	57
								214	A	Illinois	76	214	A	Illinois	69	76
								222	A	Hofstra	63	222	A	Hofstra	65	63
								236	A	Saint Joseph's	68	236	A	Saint Joseph's	61	68
								243	H	Albany (NY)	62	243	H	Albany (NY)	58	62
								247	A	Colgate	84	247	A	Colgate	71	84
								259	H	Cal St. Fullerton	61	259	H	Cal St. Fullerton	58	61
								281	H	Army West Point	49	281	H	Army West Point	70	49
								282	A	Brown	81	282	A	Brown	83	81
								282	H	Brown	62	282	H	Brown	93	62
LAST 12 Division I GAMES:																
282	H	Brown	62	83	H	Harvard	65	59	A	Princeton	65	66	H	Penn	72	60
59	A	Princeton	79	66	A	Penn	79	59	H	Princeton	79	64	A	Fordham	68	49
66	A	Penn	79	56	A	Penn	79	111	A	Fordham	68	115	A	Boston College	60	74
282	A	Brown	81	204	H	Cornell	57	126	A	Yale	69	126	A	Yale	61	69
126	A	Yale	69	204	A	Cornell	60	142	A	Mercer	68	142	A	Mercer	72	68
198	H	Dartmouth	70	192	A	Milwaukee	78	197	H	Hampton	63	197	H	Hampton	88	63

Non-Div I Games:

Columbia

Average RPI Win:	345	WON-LOST	WINNING	LAST 10	STRENGTH OF	OPP. STRENGTH	TEAM	ADJ.	CONF.	ADJ CONF.
Average RPI Loss:	191	RECORD	PCT. RANK	GAMES	SCHEDULE	OF SCHEDULE	RPI	RPI	RPI	RPI
DIV. I ONLY	3- 23	342	1- 0	195	331	330	330	32	32	
DIV. I NON-CONF.	0- 12	336	0- 0	14	156	245	245	32	32	
TOTALS	RPI 1-25	RPI 26-50	W-L RECORDS	RPI 51-100	RPI 101-150	RPI 150+				
3- 23	0- 2	0- 1	OVERALL	0- 3	0- 3	3- 14				
2- 7	0- 0	0- 0	HOME	0- 0	0- 0	2- 7				
1- 15	0- 2	0- 1	AWAY	0- 3	0- 2	1- 7				
0- 1	0- 0	0- 0	NEUTRAL	0- 0	0- 1	0- 0				
0- 12	0- 2	0- 1	NON-CONFERENCE	0- 3	0- 3	0- 3				
0- 1	0- 0	0- 0	HOME	0- 0	0- 0	0- 1				
0- 10	0- 2	0- 1	AWAY	0- 3	0- 2	0- 2				
0- 1	0- 0	0- 0	NEUTRAL	0- 0	0- 1	0- 0				
3- 11	0- 0	0- 0	CONFERENCE	0- 0	0- 0	3- 11				
2- 6	0- 0	0- 0	HOME	0- 0	0- 0	2- 6				
1- 5	0- 0	0- 0	AWAY	0- 0	0- 0	1- 5				
0- 0	0- 0	0- 0	NEUTRAL	0- 0	0- 0	0- 0				

RPI 1-25				RPI 26-50				RPI 51-100				RPI 101+ Team's RPI: 330			
RPI	S	Opponent	Score	RPI	S	Opponent	Score	RPI	S	Opponent	Score	RPI	S	Opponent	Score
9	A	Mississippi St.	38 110	39	A	Ohio	62 87	69	A	FGCU	61 93	102	A	Virginia	41 55
14	A	Maryland	36 93					72	A	West Virginia	37 78	104	N	UAB	61 86
								90	A	Old Dominion	51 81	105	A	Minnesota	52 84
												190	A	UMES	54 74
												191	A	N.C. A&T	42 66
												203	A	Marshall	67 88
												205	H	Bethune-Cookman	65 71
												220	H	Howard	81 88
												263	H	Norfolk St.	63 68
												267	A	Niagara	69 71
												302	A	South Carolina St.	55 60
												302	H	South Carolina St.	59 75
												308	H	Morgan St.	57 74
												309	H	UMBC	52 57
												338	A	N.C. Central	57 62
												343	A	Delaware St.	71 57
												343	H	Delaware St.	85 59
												348	H	Florida A&M	73 53
												349	A	Savannah St.	57 68
												349	H	Savannah St.	70 76
LAST 12 Division I GAMES:															
343	H	Delaware St.	85 59	205	H	Bethune-Cookman	65 71								
220	H	Howard	81 88	348	H	Florida A&M	73 53								
190	A	UMES	54 74	191	A	N.C. A&T	42 66								
302	A	South Carolina St.	55 60	338	A	N.C. Central	57 62								
349	A	Savannah St.	57 68	302	H	South Carolina St.	59 75								
308	H	Morgan St.	57 74	263	H	Norfolk St.	63 68								

Non-Div I Games:

Coppin St.

■ Loss,
 ■ Non-Conf,
 ■ S Site,
 ■ Home
 ■ A Away
 N Neutral

Average RPI Win: 245	WON-LOST	WINNING	LAST 10	STRENGTH OF	OPP. STRENGTH	TEAM	ADJ.	CONF.	ADJ CONF.
Average RPI Loss: 139	RECORD	PCT. RANK	GAMES	SCHEDULE	OF SCHEDULE	RPI	RPI	RPI	RPI
DIV. I ONLY	10- 12	203	1- 0	199	209	204	204	11	11
DIV. I NON-CONF.	6- 5	143	0- 0	304	330	212	212	11	11
TOTALS	RPI 1-25	RPI 26-50	W-L RECORDS	RPI 51-100	RPI 101-150	RPI 150+			
10- 12	0- 0	0- 0	OVERALL	0- 5	2- 3	8- 4			
7- 4	0- 0	0- 0	HOME	0- 3	1- 0	6- 1			
3- 8	0- 0	0- 0	AWAY	0- 2	1- 3	2- 3			
0- 0	0- 0	0- 0	NEUTRAL	0- 0	0- 0	0- 0			
6- 5	0- 0	0- 0	NON-CONFERENCE	0- 0	0- 3	6- 2			
5- 0	0- 0	0- 0	HOME	0- 0	0- 0	5- 0			
1- 5	0- 0	0- 0	AWAY	0- 0	0- 3	1- 2			
0- 0	0- 0	0- 0	NEUTRAL	0- 0	0- 0	0- 0			
4- 7	0- 0	0- 0	CONFERENCE	0- 5	2- 0	2- 2			
2- 4	0- 0	0- 0	HOME	0- 3	1- 0	1- 1			
2- 3	0- 0	0- 0	AWAY	0- 2	1- 0	1- 1			
0- 0	0- 0	0- 0	NEUTRAL	0- 0	0- 0	0- 0			

RPI S	Opponent	Score	RPI S	Opponent	Score	RPI S	Opponent	Score	RPI S	Opponent	Score	Team's RPI: 204
						59	A Princeton	64 68	105	A Minnesota	45 65	
						59	H Princeton	46 75	126	A Yale	43 41	
						66	A Penn	58 69	126	H Yale	66 56	
						66	H Penn	46 59	136	A Lehigh	54 67	
						83	H Harvard	61 68	145	A Stony Brook	61 63	
									197	H Hampton	79 53	
									198	H Dartmouth	56 63	
									230	A Columbia	57 65	
									230	H Columbia	60 51	
									243	H Albany (NY)	48 34	
									250	A Binghamton	61 72	
									258	H St. Bonaventure	58 44	
									269	A Colorado St.	53 56	
									282	A Brown	65 53	
									321	H UMass Lowell	63 54	
									326	A Lafayette	62 59	
									343	H Delaware St.	94 59	
LAST 12 Division I GAMES:												
126	H Yale	66 56	198	H Dartmouth	56 63							
66	A Penn	58 69	59	H Princeton	46 75							
59	A Princeton	64 68	66	H Penn	46 59							
126	A Yale	43 41	230	A Columbia	57 65							
282	A Brown	65 53	230	H Columbia	60 51							
83	H Harvard	61 68	258	H St. Bonaventure	58 44							

Non-Div I Games:

Cornell

■ Loss,
 ■ Non-Conf,
 ■ S Site,
 ■ H Home
 ■ A Away
 N Neutral

Creighton

Through Games Of March 1, 2019

Average RPI Win:	152	WON-LOST	WINNING	LAST 10	STRENGTH OF	OPP. STRENGTH	TEAM	ADJ.	CONF.	ADJ CONF.
Average RPI Loss:	62	RECORD	PCT. RANK	GAMES	SCHEDULE	OF SCHEDULE	RPI	RPI	RPI	RPI
DIV. I ONLY	14- 14	170	1- 0	51	45	93	93	6	6	
DIV. I NON-CONF.	6- 5	143	0- 0	104	38	95	95	4	4	
TOTALS	RPI 1-25	RPI 26-50	W-L RECORDS	RPI 51-100	RPI 101-150	RPI 150+				
14- 14	2- 3	0- 4	OVERALL	2- 4	4- 3	6- 0				
6- 6	1- 1	0- 2	HOME	2- 1	1- 2	2- 0				
6- 8	1- 2	0- 2	AWAY	0- 3	2- 1	3- 0				
2- 0	0- 0	0- 0	NEUTRAL	0- 0	1- 0	1- 0				
6- 5	0- 2	0- 2	NON-CONFERENCE	1- 1	1- 0	4- 0				
2- 2	0- 1	0- 1	HOME	1- 0	0- 0	1- 0				
2- 3	0- 1	0- 1	AWAY	0- 1	0- 0	2- 0				
2- 0	0- 0	0- 0	NEUTRAL	0- 0	1- 0	1- 0				
8- 9	2- 1	0- 2	CONFERENCE	1- 3	3- 3	2- 0				
4- 4	1- 0	0- 1	HOME	1- 1	1- 2	1- 0				
4- 5	1- 1	0- 1	AWAY	0- 2	2- 1	1- 0				
0- 0	0- 0	0- 0	NEUTRAL	0- 0	0- 0	0- 0				

RPI 1-25				RPI 26-50				RPI 51-100 Team's RPI: 93				RPI 101+			
RPI	S	Opponent	Score	RPI	S	Opponent	Score	RPI	S	Opponent	Score	RPI	S	Opponent	Score
12	A	Marquette	67 85	29	A	South Dakota St.	48 74	63	A	Butler	46 66	107	A	St. John's (NY)	65 63
12	H	Marquette	71 65	35	H	South Dakota	65 77	63	H	Butler	43 75	107	H	St. John's (NY)	45 51
22	A	Florida St.	52 71	43	A	Villanova	62 67	81	A	Georgetown	53 62	117	A	Providence	73 64
23	H	Drake	69 85	43	H	Villanova	52 54	81	H	Georgetown	65 38	117	H	Providence	63 77
24	A	DePaul	85 82					87	H	Nebraska	74 65	123	N	South Fla.	83 76
								92	A	UNI	55 65	140	A	Seton Hall	75 82
												140	H	Seton Hall	80 71
												178	N	Vanderbilt	75 55
												194	A	Xavier	53 52
												194	H	Xavier	66 62
												246	A	Wichita St.	83 71
												310	A	North Dakota St.	86 51
												320	H	Omaha	66 51
LAST 12 Division I GAMES:															
12	H	Marquette	71 65	43	A	Villanova	62 67								
117	A	Providence	73 64	81	A	Georgetown	53 62								
194	A	Xavier	53 52	117	H	Providence	63 77								
63	A	Butler	46 66	63	H	Butler	43 75								
140	H	Seton Hall	80 71	194	H	Xavier	66 62								
107	H	St. John's (NY)	45 51	107	A	St. John's (NY)	65 63								

Non-Div I Games:

Creighton

Loss, Non-Conf, S Site, H Home A Away N Neutral

Average RPI Win:	253	WON-LOST	WINNING	LAST 10	STRENGTH OF	OPP. STRENGTH	TEAM	ADJ.	CONF.	ADJ CONF.
Average RPI Loss:	126	RECORD	PCT. RANK	GAMES	SCHEDULE	OF SCHEDULE	RPI	RPI	RPI	RPI
DIV. I ONLY	12- 12	170	0- 1	266	145	198	198	11	11	
DIV. I NON-CONF.	7- 6	153	0- 1	318	231	247	247	11	11	
TOTALS	RPI 1-25	RPI 26-50	W-L RECORDS	RPI 51-100	RPI 101-150	RPI 150+				
12- 12	0- 0	0- 1	OVERALL	0- 6	1- 2	11- 3				
7- 4	0- 0	0- 1	HOME	0- 3	1- 0	6- 0				
5- 6	0- 0	0- 0	AWAY	0- 2	0- 2	5- 2				
0- 2	0- 0	0- 0	NEUTRAL	0- 1	0- 0	0- 1				
7- 6	0- 0	0- 1	NON-CONFERENCE	0- 1	0- 1	7- 3				
5- 1	0- 0	0- 1	HOME	0- 0	0- 0	5- 0				
2- 3	0- 0	0- 0	AWAY	0- 0	0- 1	2- 2				
0- 2	0- 0	0- 0	NEUTRAL	0- 1	0- 0	0- 1				
5- 6	0- 0	0- 0	CONFERENCE	0- 5	1- 1	4- 0				
2- 3	0- 0	0- 0	HOME	0- 3	1- 0	1- 0				
3- 3	0- 0	0- 0	AWAY	0- 2	0- 1	3- 0				
0- 0	0- 0	0- 0	NEUTRAL	0- 0	0- 0	0- 0				

RPI 1-25				RPI 26-50				RPI 51-100				RPI 101+				Team's RPI: 198	
RPI	S	Opponent	Score	RPI	S	Opponent	Score	RPI	S	Opponent	Score	RPI	S	Opponent	Score		
				37	H	Buffalo	69 75	59	A	Princeton	47 64	115	A	Boston College	68 99		
								59	H	Princeton	75 82	126	A	Yale	49 64		
								60	N	Middle Tenn.	58 70	126	H	Yale	56 54		
								66	H	Penn	44 60	158	H	Boston U.	64 44		
								83	A	Harvard	46 56	204	A	Cornell	63 56		
								83	H	Harvard	57 73	230	A	Columbia	70 69		
												250	H	Binghamton	63 39		
												259	A	Cal St. Fullerton	62 67		
												266	A	San Diego	76 78		
												282	A	Brown	81 61		
												282	H	Brown	78 43		
												283	A	Vermont	66 42		
												292	H	Fairfield	59 46		
												296	H	Loyola Maryland	54 41		
												299	N	UC Santa Barbara	56 62		
												314	A	New Hampshire	62 42		
												321	H	UMass Lowell	70 54		
LAST 12 Division I GAMES:																	
299	N	UC Santa Barbara	56 62	230	A	Columbia	70 69										
59	A	Princeton	47 64	204	A	Cornell	63 56										
282	H	Brown	78 43	126	A	Yale	49 64										
126	H	Yale	56 54	282	A	Brown	81 61										
59	H	Princeton	75 82	83	H	Harvard	57 73										
66	H	Penn	44 60	83	A	Harvard	46 56										

Non-Div I Games:

Dartmouth

■ Loss,
■ Non-Conf,
■ S Site,
■ H Home
■ A Away
N Neutral

Davidson

Through Games Of March 1, 2019

Average RPI Win:	205	WON-LOST	WINNING	LAST 10	STRENGTH OF	OPP. STRENGTH	TEAM	ADJ.	CONF.	ADJ CONF.
Average RPI Loss:	162	RECORD	PCT. RANK	GAMES	SCHEDULE	OF SCHEDULE	RPI	RPI	RPI	RPI
DIV. I ONLY	15- 12	146	0- 1	202	159	157	157	17	17	
DIV. I NON-CONF.	5- 7	206	0- 0	146	142	163	163	16	16	
TOTALS	RPI 1-25	RPI 26-50	W-L RECORDS	RPI 51-100	RPI 101-150	RPI 150+				
15- 12	0- 1	0- 0	OVERALL	1- 1	3- 4	11- 6				
8- 4	0- 0	0- 0	HOME	0- 0	1- 2	7- 2				
7- 8	0- 1	0- 0	AWAY	1- 1	2- 2	4- 4				
0- 0	0- 0	0- 0	NEUTRAL	0- 0	0- 0	0- 0				
5- 7	0- 1	0- 0	NON-CONFERENCE	1- 1	1- 2	3- 3				
3- 1	0- 0	0- 0	HOME	0- 0	1- 1	2- 0				
2- 6	0- 1	0- 0	AWAY	1- 1	0- 1	1- 3				
0- 0	0- 0	0- 0	NEUTRAL	0- 0	0- 0	0- 0				
10- 5	0- 0	0- 0	CONFERENCE	0- 0	2- 2	8- 3				
5- 3	0- 0	0- 0	HOME	0- 0	0- 1	5- 2				
5- 2	0- 0	0- 0	AWAY	0- 0	2- 1	3- 1				
0- 0	0- 0	0- 0	NEUTRAL	0- 0	0- 0	0- 0				

RPI 1-25				RPI 26-50				RPI 51-100				RPI 101+ Team's RPI: 157			
RPI	S	Opponent	Score	RPI	S	Opponent	Score	RPI	S	Opponent	Score	RPI	S	Opponent	Score
7	A	NC State	45 75					52	A	Clemson	90 80	111	A	Fordham	60 56
								59	A	Princeton	57 65	111	H	Fordham	42 58
												118	A	Charlotte	66 78
												120	A	Dayton	69 83
												124	H	High Point	71 62
												134	A	Duquesne	62 47
												149	H	Appalachian St.	78 81
												155	H	William & Mary	76 65
												179	H	Saint Louis	60 57
												188	A	UNC Asheville	56 69
												193	A	George Washington	62 42
												195	H	George Mason	67 59
												219	A	Elon	72 73
												227	A	Massachusetts	64 49
												227	H	Massachusetts	58 70
												236	A	Saint Joseph's	54 66
												251	A	Gardner-Webb	49 54
												253	A	Rhode Island	77 67
												253	H	Rhode Island	58 64
												258	H	St. Bonaventure	67 55
												275	H	Richmond	78 55
												288	H	La Salle	80 61
												294	A	Charleston So.	72 34
												331	H	Presbyterian	83 56
LAST 12 Division I GAMES:															
253	H	Rhode Island	58 64	236	A	Saint Joseph's	54 66								
179	H	Saint Louis	60 57	288	H	La Salle	80 61								
120	A	Dayton	69 83	193	A	George Washington	62 42								
227	A	Massachusetts	64 49	111	A	Fordham	60 56								
111	H	Fordham	42 58	227	H	Massachusetts	58 70								
258	H	St. Bonaventure	67 55	275	H	Richmond	78 55								

Non-Div I Games: Queens (NC) 80 47

Davidson

■ Loss,
 ■ Non-Conf,
 ■ S Site,
 ■ Home
 ■ A Away
 N Neutral

Average RPI Win:	196	WON-LOST	WINNING	LAST 10	STRENGTH OF	OPP. STRENGTH	TEAM	ADJ.	CONF.	ADJ CONF.
Average RPI Loss:	102	RECORD	PCT. RANK	GAMES	SCHEDULE	OF SCHEDULE	RPI	RPI	RPI	RPI
DIV. I ONLY	14- 12	154	0- 1	93	124	120	120	17	17	
DIV. I NON-CONF.	5- 6	177	0- 0	19	40	87	87	16	16	
TOTALS	RPI 1-25	RPI 26-50	W-L RECORDS	RPI 51-100	RPI 101-150	RPI 150+				
14- 12	0- 2	2- 1	OVERALL	1- 2	1- 4	10- 3				
11- 1	0- 0	1- 0	HOME	1- 0	1- 1	8- 0				
2- 10	0- 2	0- 1	AWAY	0- 1	0- 3	2- 3				
1- 1	0- 0	1- 0	NEUTRAL	0- 1	0- 0	0- 0				
5- 6	0- 2	2- 1	NON-CONFERENCE	1- 2	0- 1	2- 0				
4- 1	0- 0	1- 0	HOME	1- 0	0- 1	2- 0				
0- 4	0- 2	0- 1	AWAY	0- 1	0- 0	0- 0				
1- 1	0- 0	1- 0	NEUTRAL	0- 1	0- 0	0- 0				
9- 6	0- 0	0- 0	CONFERENCE	0- 0	1- 3	8- 3				
7- 0	0- 0	0- 0	HOME	0- 0	1- 0	6- 0				
2- 6	0- 0	0- 0	AWAY	0- 0	0- 3	2- 3				
0- 0	0- 0	0- 0	NEUTRAL	0- 0	0- 0	0- 0				

RPI 1-25			RPI 26-50			RPI 51-100			RPI 101+ Team's RPI: 120		
RPI	S	Opponent	Score	RPI	S	Opponent	Score	RPI	S	Opponent	Score
14	A	Maryland	71 82	36	A	James Madison	55 68	58	N	Virginia Tech	57 69
16	A	South Carolina	55 65	37	H	Buffalo	72 59	68	A	Green Bay	35 51
				42	N	Georgia Tech	85 66	89	H	Toledo	70 49
LAST 12 Division I GAMES:											
111	A	Fordham	48 57	275	H	Richmond	71 50	106	A	VCU	62 64
195	A	George Mason	51 54	253	A	Rhode Island	74 62	108	H	Northeastern	79 84
157	H	Davidson	83 69	236	H	Saint Joseph's	72 65	111	A	Fordham	48 57
193	H	George Washington	62 53	179	A	Saint Louis	65 68	111	H	Fordham	72 50
106	A	VCU	62 64	111	H	Fordham	72 50	134	A	Duquesne	57 85
134	A	Duquesne	57 85	258	A	St. Bonaventure	62 49	157	H	Davidson	83 69
								179	A	Saint Louis	65 68
								193	A	George Washington	45 46
								193	H	George Washington	62 53
								195	A	George Mason	51 54
								227	H	Massachusetts	75 47
								236	H	Saint Joseph's	72 65
								247	H	Colgate	67 58
								253	A	Rhode Island	74 62
								258	A	St. Bonaventure	62 49
								275	H	Richmond	71 50
								288	H	La Salle	84 45
								324	H	Evansville	69 30

Non-Div I Games:

Dayton

Average RPI Win: 128	WON-LOST	WINNING	LAST 10	STRENGTH OF	OPP. STRENGTH	TEAM	ADJ.	CONF.	ADJ CONF.
Average RPI Loss: 39	RECORD	PCT. RANK	GAMES	SCHEDULE	OF SCHEDULE	RPI	RPI	RPI	RPI
DIV. I ONLY	22- 7	45	1- 0	44	29	24	24	6	6
DIV. I NON-CONF.	9- 3	61	0- 0	75	8	38	38	4	4
TOTALS	RPI 1-25	RPI 26-50	W-L RECORDS	RPI 51-100	RPI 101-150	RPI 150+			
22- 7	0- 5	3- 0	OVERALL	6- 1	7- 1	6- 0			
11- 4	0- 2	1- 0	HOME	3- 1	3- 1	4- 0			
9- 2	0- 2	1- 0	AWAY	2- 0	4- 0	2- 0			
2- 1	0- 1	1- 0	NEUTRAL	1- 0	0- 0	0- 0			
9- 3	0- 3	1- 0	NON-CONFERENCE	2- 0	2- 0	4- 0			
5- 1	0- 1	0- 0	HOME	1- 0	1- 0	3- 0			
2- 1	0- 1	0- 0	AWAY	0- 0	1- 0	1- 0			
2- 1	0- 1	1- 0	NEUTRAL	1- 0	0- 0	0- 0			
13- 4	0- 2	2- 0	CONFERENCE	4- 1	5- 1	2- 0			
6- 3	0- 1	1- 0	HOME	2- 1	2- 1	1- 0			
7- 1	0- 1	1- 0	AWAY	2- 0	3- 0	1- 0			
0- 0	0- 0	0- 0	NEUTRAL	0- 0	0- 0	0- 0			

RPI	S	Opponent	Score	RPI	S	Opponent	Score	RPI	S	Opponent	Score	RPI	S	Opponent	Score
1	H	Notre Dame	77 101	34	N	Kansas St.	79 59	59	N	Princeton	82 67	107	A	St. John's (NY)	70 62
6	A	UConn	63 99	43	A	Villanova	66 59	63	A	Butler	86 78	107	H	St. John's (NY)	73 64
10	N	Syracuse	81 83	43	H	Villanova	93 70	63	H	Butler	76 62	113	H	Northwestern	76 60
12	A	Marquette	63 96					68	H	Green Bay	73 64	117	A	Providence	76 61
12	H	Marquette	87 93					81	A	Georgetown	69 64	117	H	Providence	88 62
								81	H	Georgetown	76 71	131	A	Oklahoma	87 76
								93	H	Creighton	82 85	140	A	Seton Hall	94 85
												140	H	Seton Hall	73 84
												166	H	Temple	102 88
												194	A	Xavier	73 71
												194	H	Xavier	81 48
												244	A	Loyola Chicago	102 76
												301	H	Tennessee St.	95 73
												349	H	Savannah St.	124 61
LAST 12 Division I GAMES:															
117	A	Providence	76 61	43	H	Villanova	93 70								
63	H	Butler	76 62	12	H	Marquette	87 93								
194	H	Xavier	81 48	194	A	Xavier	73 71								
107	A	St. John's (NY)	70 62	63	A	Butler	86 78								
140	A	Seton Hall	94 85	140	H	Seton Hall	73 84								
81	H	Georgetown	76 71	107	H	St. John's (NY)	73 64								

Non-Div I Games:

DePaul

Delaware

Through Games Of March 1, 2019

Average RPI Win:	228	WON-LOST	WINNING	LAST 10	STRENGTH OF	OPP. STRENGTH	TEAM	ADJ.	CONF.	ADJ CONF.
Average RPI Loss:	101	RECORD	PCT. RANK	GAMES	SCHEDULE	OF SCHEDULE	RPI	RPI	RPI	RPI
DIV. I ONLY	14- 13	167	1- 0	116	168	152	152	10	10	
DIV. I NON-CONF.	5- 7	206	1- 0	111	293	184	184	10	10	
TOTALS	RPI 1-25	RPI 26-50	W-L RECORDS	RPI 51-100	RPI 101-150	RPI 150+				
14- 13	0- 2	0- 1	OVERALL	0- 3	2- 4	12- 3				
7- 5	0- 2	0- 1	HOME	0- 1	2- 1	5- 0				
5- 6	0- 0	0- 0	AWAY	0- 2	0- 2	5- 2				
2- 2	0- 0	0- 0	NEUTRAL	0- 0	0- 1	2- 1				
5- 7	0- 2	0- 0	NON-CONFERENCE	0- 1	0- 1	5- 3				
2- 2	0- 2	0- 0	HOME	0- 0	0- 0	2- 0				
1- 3	0- 0	0- 0	AWAY	0- 1	0- 0	1- 2				
2- 2	0- 0	0- 0	NEUTRAL	0- 0	0- 1	2- 1				
9- 6	0- 0	0- 1	CONFERENCE	0- 2	2- 3	7- 0				
5- 3	0- 0	0- 1	HOME	0- 1	2- 1	3- 0				
4- 3	0- 0	0- 0	AWAY	0- 1	0- 2	4- 0				
0- 0	0- 0	0- 0	NEUTRAL	0- 0	0- 0	0- 0				

RPI 1-25				RPI 26-50				RPI 51-100				RPI 101+ Team's RPI: 152			
RPI	S	Opponent	Score	RPI	S	Opponent	Score	RPI	S	Opponent	Score	RPI	S	Opponent	Score
14	H	Maryland	53 77	36	H	James Madison	43 68	77	A	Drexel	41 58	108	A	Northeastern	62 75
18	H	UCF	60 71					77	H	Drexel	40 57	108	H	Northeastern	77 63
								92	A	UNI	67 79	110	H	Towson	48 56
												125	A	UNCW	64 72
												125	H	UNCW	65 53
												139	N	Montana St.	60 69
												155	A	William & Mary	70 59
												158	A	Boston U.	61 72
												160	N	Bradley	47 59
												173	N	Nicholls St.	71 56
												195	A	George Mason	46 72
												219	A	Elon	74 63
												219	H	Elon	71 59
												222	A	Hofstra	78 59
												222	H	Hofstra	57 47
												236	H	Saint Joseph's	48 39
												251	H	Gardner-Webb	69 45
												295	A	Col. of Charleston	72 60
												295	H	Col. of Charleston	74 50
												326	N	Lafayette	65 47
												343	A	Delaware St.	85 77
LAST 12 Division I GAMES:															
326	N	Lafayette	65 47	108	H	Northeastern	77 63								
173	N	Nicholls St.	71 56	77	A	Drexel	41 58								
219	H	Elon	71 59	219	A	Elon	74 63								
125	A	UNCW	64 72	155	A	William & Mary	70 59								
295	A	Col. of Charleston	72 60	295	H	Col. of Charleston	74 50								
222	H	Hofstra	57 47	125	H	UNCW	65 53								

Non-Div I Games:

Delaware

Loss, Non-Conf, S Site, H Home A Away N Neutral

Average RPI Win:	292	WON-LOST	WINNING	LAST 10	STRENGTH OF	OPP. STRENGTH	TEAM	ADJ.	CONF.	ADJ CONF.
Average RPI Loss:	215	RECORD	PCT. RANK	GAMES	SCHEDULE	OF SCHEDULE	RPI	RPI	RPI	RPI
DIV. I ONLY	3- 19	338	0- 1	300	344	343	343	32	32	
DIV. I NON-CONF.	0- 9	336	0- 0	123	211	323	323	32	32	
TOTALS	RPI 1-25	RPI 26-50	W-L RECORDS	RPI 51-100	RPI 101-150	RPI 150+				
3- 19	0- 0	0- 1	OVERALL	0- 0	0- 2	3- 16				
3- 5	0- 0	0- 1	HOME	0- 0	0- 0	3- 4				
0- 14	0- 0	0- 0	AWAY	0- 0	0- 2	0- 12				
0- 0	0- 0	0- 0	NEUTRAL	0- 0	0- 0	0- 0				
0- 9	0- 0	0- 1	NON-CONFERENCE	0- 0	0- 2	0- 6				
0- 2	0- 0	0- 1	HOME	0- 0	0- 0	0- 1				
0- 7	0- 0	0- 0	AWAY	0- 0	0- 2	0- 5				
0- 0	0- 0	0- 0	NEUTRAL	0- 0	0- 0	0- 0				
3- 10	0- 0	0- 0	CONFERENCE	0- 0	0- 0	3- 10				
3- 3	0- 0	0- 0	HOME	0- 0	0- 0	3- 3				
0- 7	0- 0	0- 0	AWAY	0- 0	0- 0	0- 7				
0- 0	0- 0	0- 0	NEUTRAL	0- 0	0- 0	0- 0				

RPI 1-25				RPI 26-50				RPI 51-100				RPI 101+ Team's RPI: 343			
RPI	S	Opponent	Score	RPI	S	Opponent	Score	RPI	S	Opponent	Score	RPI	S	Opponent	Score
				36	H	James Madison	57 103					106	A	VCU	55 97
												107	A	St. John's (NY)	44 82
												152	H	Delaware	77 85
												166	A	Temple	61 75
												190	H	UMES	65 62
												191	A	N.C. A&T	49 72
												191	H	N.C. A&T	47 67
												194	A	Xavier	59 80
												196	A	Robert Morris	63 64
												203	A	Marshall	63 75
												204	A	Cornell	59 94
												205	A	Bethune-Cookman	55 67
												220	A	Howard	62 78
												263	A	Norfolk St.	50 63
												302	H	South Carolina St.	60 63
												330	A	Coppin St.	59 85
												330	H	Coppin St.	57 71
												338	A	N.C. Central	64 65
												338	H	N.C. Central	71 61
												348	A	Florida A&M	52 57
												349	H	Savannah St.	66 58
LAST 12 Division I GAMES:															
				330	A	Coppin St.	59 85					220	A	Howard	62 78
				190	H	UMES	65 62					348	A	Florida A&M	52 57
				338	A	N.C. Central	64 65					205	A	Bethune-Cookman	55 67
				191	A	N.C. A&T	49 72					338	H	N.C. Central	71 61
				302	H	South Carolina St.	60 63					191	H	N.C. A&T	47 67
				349	H	Savannah St.	66 58					330	H	Coppin St.	57 71

Non-Div I Games: Post 65 53 Cheyney 79 59

Delaware St.

■ Loss,
 ■ Non-Conf,
 ■ S Site,
 ■ H Home
 ■ A Away
 N Neutral

Average RPI Loss: 146

Average RPI Win:	220	WON-LOST	WINNING	LAST 10	STRENGTH OF	OPP. STRENGTH	TEAM	ADJ.	CONF.	ADJ CONF.
Average RPI Loss:	146	RECORD	PCT. RANK	GAMES	SCHEDULE	OF SCHEDULE	RPI	RPI	RPI	RPI
DIV. I ONLY	16- 12	136	1- 0	197	193	156	156	19	19	
DIV. I NON-CONF.	7- 6	153	0- 0	162	175	159	159	19	19	
<hr/>										
TOTALS	RPI 1-25		RPI 26-50	W-L RECORDS	RPI 51-100	RPI 101-150		RPI 150+		
16- 12	0- 0		1- 3	OVERALL	2- 3	1- 1		12- 5		
12- 2	0- 0		1- 1	HOME	2- 0	1- 0		8- 1		
4- 10	0- 0		0- 2	AWAY	0- 3	0- 1		4- 4		
0- 0	0- 0		0- 0	NEUTRAL	0- 0	0- 0		0- 0		
7- 6	0- 0		0- 0	NON-CONFERENCE	2- 3	1- 1		4- 2		
6- 1	0- 0		0- 0	HOME	2- 0	1- 0		3- 1		
1- 5	0- 0		0- 0	AWAY	0- 3	0- 1		1- 1		
0- 0	0- 0		0- 0	NEUTRAL	0- 0	0- 0		0- 0		
9- 6	0- 0		1- 3	CONFERENCE	0- 0	0- 0		8- 3		
6- 1	0- 0		1- 1	HOME	0- 0	0- 0		5- 0		
3- 5	0- 0		0- 2	AWAY	0- 0	0- 0		3- 3		
0- 0	0- 0		0- 0	NEUTRAL	0- 0	0- 0		0- 0		

RPI 1-25				RPI 26-50				RPI 51-100				RPI 101+				Team's RPI: 156	
RPI	S	Opponent	Score	RPI	S	Opponent	Score	RPI	S	Opponent	Score	RPI	S	Opponent	Score		
				29	A	South Dakota St.	59 76	54	A	Wyoming	74 78	109	H	Loyola Marymount	104 75		
				29	H	South Dakota St.	67 83	64	H	Lamar University	117 110	133	A	New Mexico St.	64 66		
				35	A	South Dakota	58 73	71	H	American	83 54	169	A	Oral Roberts	66 74		
				35	H	South Dakota	104 99	87	A	Nebraska	71 96	169	H	Oral Roberts	93 76		
								100	A	Northern Colo.	66 74	226	H	UMKC	92 75		
												233	A	Western Ill.	78 87		
												233	H	Western Ill.	94 85		
												249	A	North Dakota	92 91		
												249	H	North Dakota	87 66		
												258	H	St. Bonaventure	76 62		
												269	A	Colorado St.	79 84		
												279	H	Samford	83 87		
												286	A	Southern Utah	71 70		
												291	H	Air Force	92 66		
												310	A	North Dakota St.	87 67		
												310	H	North Dakota St.	81 54		
												320	A	Omaha	95 68		
												334	A	Purdue Fort Wayne	55 70		
												334	H	Purdue Fort Wayne	82 62		
LAST 12 Division I GAMES:																	
				233	H	Western Ill.	94 85	29	H	South Dakota St.	67 83						
				249	A	North Dakota	92 91	334	A	Purdue Fort Wayne	55 70						
				35	A	South Dakota	58 73	169	H	Oral Roberts	93 76						
				334	H	Purdue Fort Wayne	82 62	310	H	North Dakota St.	81 54						
				310	A	North Dakota St.	87 67	29	A	South Dakota St.	59 76						
				169	A	Oral Roberts	66 74	249	H	North Dakota	87 66						

Non-Div I Games:

Denver

Loss, Non-Conf, S Site, H Home A Away N Neutral

Detroit Mercy

Through Games Of March 1, 2019

Average RPI Win: 318	WON-LOST	WINNING	LAST 10	STRENGTH OF	OPP. STRENGTH	TEAM	ADJ.	CONF.	ADJ CONF.
Average RPI Loss: 171	RECORD	PCT. RANK	GAMES	SCHEDULE	OF SCHEDULE	RPI	RPI	RPI	RPI
DIV. I ONLY	3- 24	344	0- 1	264	213	332	332	20	20
DIV. I NON-CONF.	1- 9	326	0- 0	258	171	321	321	18	18
TOTALS	RPI 1-25	RPI 26-50	W-L RECORDS	RPI 51-100	RPI 101-150	RPI 150+			
3- 24	0- 0	0- 2	OVERALL	0- 6	0- 4	3- 12			
1- 10	0- 0	0- 1	HOME	0- 2	0- 2	1- 5			
2- 14	0- 0	0- 1	AWAY	0- 4	0- 2	2- 7			
0- 0	0- 0	0- 0	NEUTRAL	0- 0	0- 0	0- 0			
1- 9	0- 0	0- 2	NON-CONFERENCE	0- 2	0- 0	1- 5			
0- 3	0- 0	0- 1	HOME	0- 0	0- 0	0- 2			
1- 6	0- 0	0- 1	AWAY	0- 2	0- 0	1- 3			
0- 0	0- 0	0- 0	NEUTRAL	0- 0	0- 0	0- 0			
2- 15	0- 0	0- 0	CONFERENCE	0- 4	0- 4	2- 7			
1- 7	0- 0	0- 0	HOME	0- 2	0- 2	1- 3			
1- 8	0- 0	0- 0	AWAY	0- 2	0- 2	1- 4			
0- 0	0- 0	0- 0	NEUTRAL	0- 0	0- 0	0- 0			

RPI S	Opponent	Score	RPI S	Opponent	Score	RPI S	Opponent	Score	RPI S	Opponent	Score	Team's RPI: 332
45	H Miami (OH)	59 78	67	A Wright St.	59 78	119	A Youngstown St.	45 91				
46	A Michigan	62 95	67	H Wright St.	73 76	119	H Youngstown St.	59 85				
			68	A Green Bay	37 82	138	A IUPUI	47 82				
			68	H Green Bay	40 65	138	H IUPUI	41 58				
			74	A Ohio St.	41 55	192	A Milwaukee	34 59				
			89	A Toledo	60 77	192	H Milwaukee	44 62				
						201	A Eastern Mich.	53 60				
						224	A Bowling Green	73 79				
						240	A Northern Ky.	56 68				
						244	A Loyola Chicago	43 52				
						268	H Western Mich.	44 54				
						276	A Manhattan	58 56				
						285	A Cleveland St.	51 67				
						285	H Cleveland St.	49 67				
						313	A Oakland	67 74				
						313	H Oakland	65 76				
						320	H Omaha	42 51				
						339	A UIC	42 36				
						339	H UIC	62 45				
LAST 12 Division I GAMES:												
67	H Wright St.	73 76	119	A Youngstown St.	45 91							
68	A Green Bay	37 82	285	A Cleveland St.	51 67							
192	A Milwaukee	34 59	67	A Wright St.	59 78							
138	H IUPUI	41 58	240	A Northern Ky.	56 68							
339	H UIC	62 45	192	H Milwaukee	44 62							
313	H Oakland	65 76	68	H Green Bay	40 65							

Non-Div I Games: Mich.-Dearborn 68 60

Detroit Mercy

Loss, Non-Conf, S Site, H Home A Away N Neutral

Drake

Through Games Of March 1, 2019

Average RPI Win:	172	WON-LOST	WINNING	LAST 10	STRENGTH OF	OPP. STRENGTH	TEAM	ADJ.	CONF.	ADJ CONF.
Average RPI Loss:	21	RECORD	PCT. RANK	GAMES	SCHEDULE	OF SCHEDULE	RPI	RPI	RPI	RPI
DIV. I ONLY	21- 5	21	1- 0	62	85	23	23	13	13	
DIV. I NON-CONF.	7- 4	108	1- 0	7	2	12	12	15	15	
TOTALS	RPI 1-25	RPI 26-50	W-L RECORDS	RPI 51-100	RPI 101-150	RPI 150+				
21- 5	1- 3	2- 1	OVERALL	4- 1	2- 0	12- 0				
8- 2	0- 1	1- 0	HOME	1- 1	1- 0	5- 0				
11- 2	0- 1	0- 1	AWAY	3- 0	1- 0	7- 0				
2- 1	1- 1	1- 0	NEUTRAL	0- 0	0- 0	0- 0				
7- 4	1- 3	2- 1	NON-CONFERENCE	2- 0	0- 0	2- 0				
2- 1	0- 1	1- 0	HOME	0- 0	0- 0	1- 0				
3- 2	0- 1	0- 1	AWAY	2- 0	0- 0	1- 0				
2- 1	1- 1	1- 0	NEUTRAL	0- 0	0- 0	0- 0				
14- 1	0- 0	0- 0	CONFERENCE	2- 1	2- 0	10- 0				
6- 1	0- 0	0- 0	HOME	1- 1	1- 0	4- 0				
8- 0	0- 0	0- 0	AWAY	1- 0	1- 0	6- 0				
0- 0	0- 0	0- 0	NEUTRAL	0- 0	0- 0	0- 0				

RPI	S	Opponent	Score
1	N	Notre Dame	64 82
8	H	Iowa	82 91
11	A	Iowa St.	81 86
16	N	South Carolina	90 85

RPI	S	Opponent	Score
26	N	Rutgers	69 59
29	A	South Dakota St.	71 80
35	H	South Dakota	76 64

RPI	S	Opponent	Score
57	H	Missouri St.	79 85
87	A	Nebraska	83 77
92	A	UNI	88 64
92	H	UNI	76 61
93	A	Creighton	85 69

RPI	S	Opponent	Score
150	A	Southern Ill.	71 64
150	H	Southern Ill.	94 66
151	H	CSUN	73 63
154	A	Illinois St.	82 64
160	A	Bradley	92 63
210	A	Indiana St.	70 68
210	H	Indiana St.	96 77
233	A	Western Ill.	98 71
244	A	Loyola Chicago	83 55
244	H	Loyola Chicago	69 60
311	A	Valparaiso	88 62
311	H	Valparaiso	84 53
324	A	Evansville	78 47
324	H	Evansville	66 39

LAST 12 Division I GAMES:

16	N	South Carolina	90 85	244	A	Loyola Chicago	83 55
1	N	Notre Dame	64 82	311	A	Valparaiso	88 62
150	A	Southern Ill.	71 64	150	H	Southern Ill.	94 66
210	H	Indiana St.	96 77	57	H	Missouri St.	79 85
324	H	Evansville	66 39	324	A	Evansville	78 47
92	H	UNI	76 61	210	A	Indiana St.	70 68

Non-Div I Games: Clarke 91 43

Drake

Loss, Non-Conf, S Site, H Home A Away N Neutral

Division I				Through Games of March 17, 2019						
Average RPI Win:	205	WON-LOST	WINNING	LAST 10	STRENGTH OF	OPP. STRENGTH	TEAM	ADJ.	CONF.	ADJ CONF.
Average RPI Loss:	80	RECORD	PCT. RANK	GAMES	SCHEDULE	OF SCHEDULE	RPI	RPI	RPI	RPI
DIV. I ONLY	20- 6	39	1- 0	134	148	77	77	10	10	
DIV. I NON-CONF.	8- 3	72	1- 0	138	261	90	90	10	10	
TOTALS	RPI 1-25	RPI 26-50	W-L RECORDS	RPI 51-100	RPI 101-150	RPI 150+				
20- 6	0- 0	1- 2	OVERALL	0- 2	4- 1	15- 1				
8- 5	0- 0	1- 2	HOME	0- 1	2- 1	5- 1				
11- 0	0- 0	0- 0	AWAY	0- 0	2- 0	9- 0				
1- 1	0- 0	0- 0	NEUTRAL	0- 1	0- 0	1- 0				
8- 3	0- 0	1- 1	NON-CONFERENCE	0- 2	0- 0	7- 0				
3- 2	0- 0	1- 1	HOME	0- 1	0- 0	2- 0				
4- 0	0- 0	0- 0	AWAY	0- 0	0- 0	4- 0				
1- 1	0- 0	0- 0	NEUTRAL	0- 1	0- 0	1- 0				
12- 3	0- 0	0- 1	CONFERENCE	0- 0	4- 1	8- 1				
5- 3	0- 0	0- 1	HOME	0- 0	2- 1	3- 1				
7- 0	0- 0	0- 0	AWAY	0- 0	2- 0	5- 0				
0- 0	0- 0	0- 0	NEUTRAL	0- 0	0- 0	0- 0				

RPI 1-25			
RPI	S	Opponent	Score
36	H	James Madison	35 51
47	H	Quinnipiac	52 56
47	H	Bucknell	64 42

RPI 26-50			
RPI	S	Opponent	Score

RPI 51-100			
RPI	S	Opponent	Score
66	H	Penn	39 55
67	N	Wright St.	63 71

Team's RPI: 77			
RPI	S	Opponent	Score

RPI 101+			
RPI	S	Opponent	Score
108	A	Northeastern	61 59
108	H	Northeastern	76 45
110	H	Towson	54 55
125	A	UNCW	65 53
125	H	UNCW	67 55
152	A	Delaware	57 40
152	H	Delaware	58 41
155	A	William & Mary	62 58
155	H	William & Mary	72 77
219	A	Elon	59 44
222	A	Hofstra	61 49
222	H	Hofstra	62 39
236	H	Saint Joseph's	51 34
251	H	Gardner-Webb	65 48
271	N	Siena	51 39
275	A	Richmond	58 35
276	A	Manhattan	53 39
283	A	Vermont	60 44
288	A	La Salle	58 43
295	A	Col. of Charleston	65 42
295	H	Col. of Charleston	76 53

LAST 12 Division I GAMES:			
283	A	Vermont	60 44
155	H	William & Mary	72 77
295	A	Col. of Charleston	65 42
125	A	UNCW	65 53
108	H	Northeastern	76 45
222	H	Hofstra	62 39
152	H	Delaware	58 41
155	A	William & Mary	62 58
219	A	Elon	59 44
125	H	UNCW	67 55
295	H	Col. of Charleston	76 53
222	A	Hofstra	61 49

Non-Div I Games:

Drexel

Loss, Non-Conf, S Site, H Home A Away N Neutral

Average RPI Win:	137	WON-LOST	WINNING	LAST 10	STRENGTH OF	OPP. STRENGTH	TEAM	ADJ.	CONF.	ADJ CONF.
Average RPI Loss:	50	RECORD	PCT. RANK	GAMES	SCHEDULE	OF SCHEDULE	RPI	RPI	RPI	RPI
DIV. I ONLY	13- 14	186	0- 1	30	5	82	82	1	1	
DIV. I NON-CONF.	8- 4	91	0- 1	97	54	60	60	1	1	
TOTALS	RPI 1-25	RPI 26-50	W-L RECORDS	RPI 51-100	RPI 101-150	RPI 150+				
13- 14	0- 7	1- 2	OVERALL	3- 1	4- 3	5- 1				
8- 4	0- 3	0- 0	HOME	2- 1	3- 0	3- 0				
4- 8	0- 4	1- 1	AWAY	1- 0	1- 3	1- 0				
1- 2	0- 0	0- 1	NEUTRAL	0- 0	0- 0	1- 1				
8- 4	0- 1	0- 1	NON-CONFERENCE	2- 0	1- 1	5- 1				
5- 0	0- 0	0- 0	HOME	1- 0	1- 0	3- 0				
2- 2	0- 1	0- 0	AWAY	1- 0	0- 1	1- 0				
1- 2	0- 0	0- 1	NEUTRAL	0- 0	0- 0	1- 1				
5- 10	0- 6	1- 1	CONFERENCE	1- 1	3- 2	0- 0				
3- 4	0- 3	0- 0	HOME	1- 1	2- 0	0- 0				
2- 6	0- 3	1- 1	AWAY	0- 0	1- 2	0- 0				
0- 0	0- 0	0- 0	NEUTRAL	0- 0	0- 0	0- 0				

RPI 1-25				RPI 26-50				RPI 51-100 Team's RPI: 82				RPI 101+			
RPI	S	Opponent	Score	RPI	S	Opponent	Score	RPI	S	Opponent	Score	RPI	S	Opponent	Score
1	A	Notre Dame	61 89	27	N	Missouri	54 62	52	H	Clemson	63 59	102	A	Virginia	47 53
3	H	Louisville	51 73	33	A	North Carolina	85 69	56	A	Maine	66 63	113	A	Northwestern	58 84
7	A	NC State	51 63	42	A	Georgia Tech	64 70	58	H	Virginia Tech	57 64	115	A	Boston College	90 92
10	H	Syracuse	55 64					69	H	FGCU	57 41	122	H	Pittsburgh	74 55
19	H	Miami (FL)	50 58									129	H	Marist	64 56
20	A	Oregon St.	57 71									143	A	Wake Forest	55 44
22	A	Florida St.	62 66									143	H	Wake Forest	66 52
												163	N	Washington	64 71
												187	A	Wisconsin	60 53
												199	H	UNLV	66 38
												208	N	Ball St.	79 62
												219	H	Elon	81 64
												221	H	East Carolina	83 66
LAST 12 Division I GAMES:															
				27	N	Missouri	54 62	102	A	Virginia	47 53				
				208	N	Ball St.	79 62	33	A	North Carolina	85 69				
				52	H	Clemson	63 59	122	H	Pittsburgh	74 55				
				143	A	Wake Forest	55 44	115	A	Boston College	90 92				
				1	A	Notre Dame	61 89	10	H	Syracuse	55 64				
				58	H	Virginia Tech	57 64	143	H	Wake Forest	66 52				

Non-Div I Games:

Duke

Average RPI Win:	203	WON-LOST	WINNING	LAST 10	STRENGTH OF	OPP. STRENGTH	TEAM	ADJ.	CONF.	ADJ CONF.
Average RPI Loss:	116	RECORD	PCT. RANK	GAMES	SCHEDULE	OF SCHEDULE	RPI	RPI	RPI	RPI
DIV. I ONLY	16- 12	136	1- 0	169	100	134	134	17	17	
DIV. I NON-CONF.	6- 7	172	0- 0	103	13	123	123	16	16	
TOTALS	RPI 1-25	RPI 26-50	W-L RECORDS	RPI 51-100	RPI 101-150	RPI 150+				
16- 12	0- 2	0- 2	OVERALL	1- 1	3- 2	12- 5				
7- 5	0- 1	0- 0	HOME	0- 0	2- 1	5- 3				
9- 5	0- 0	0- 2	AWAY	1- 1	1- 1	7- 1				
0- 2	0- 1	0- 0	NEUTRAL	0- 0	0- 0	0- 1				
6- 7	0- 2	0- 2	NON-CONFERENCE	1- 1	1- 1	4- 1				
3- 2	0- 1	0- 0	HOME	0- 0	0- 1	3- 0				
3- 3	0- 0	0- 2	AWAY	1- 1	1- 0	1- 0				
0- 2	0- 1	0- 0	NEUTRAL	0- 0	0- 0	0- 1				
10- 5	0- 0	0- 0	CONFERENCE	0- 0	2- 1	8- 4				
4- 3	0- 0	0- 0	HOME	0- 0	2- 0	2- 3				
6- 2	0- 0	0- 0	AWAY	0- 0	0- 1	6- 1				
0- 0	0- 0	0- 0	NEUTRAL	0- 0	0- 0	0- 0				

RPI 1-25			RPI 26-50			RPI 51-100			RPI 101+			Team's RPI: 134
RPI	S	Opponent	Score	RPI	S	Opponent	Score	RPI	S	Opponent	Score	
10	N	Syracuse	71 87	28	A	Texas	41 78	75	A	Kent St.	77 72	106 H VCU 71 68
18	H	UCF	63 71	41	A	TCU	48 61	89	A	Toledo	52 65	111 A Fordham 46 57
												120 H Dayton 85 57
												122 H Pittsburgh 58 66
												127 A Penn St. 64 58
												157 H Davidson 47 62
												166 H Temple 54 53
												179 H Saint Louis 63 67
												193 A George Washington 64 53
												193 H George Washington 54 55
												195 A George Mason 60 57
												213 N Liberty 51 55
												227 A Massachusetts 66 69
												231 A Saint Francis (PA) 93 73
												236 A Saint Joseph's 67 56
												236 H Saint Joseph's 81 73
												237 H Mt. St. Mary's 73 64
												248 H ETSU 66 58
												253 A Rhode Island 75 58
												258 A St. Bonaventure 60 54
												275 H Richmond 80 54
												288 A La Salle 66 62
LAST 12 Division I GAMES:												
193	A	George Washington	64 53	227	A	Massachusetts	66 69					
106	H	VCU	71 68	111	A	Fordham	46 57					
236	A	Saint Joseph's	67 56	193	H	George Washington	54 55					
253	A	Rhode Island	75 58	288	A	La Salle	66 62					
179	H	Saint Louis	63 67	275	H	Richmond	80 54					
120	H	Dayton	85 57	236	H	Saint Joseph's	81 73					

Non-Div I Games:

Duquesne

■ Loss,
 ■ Non-Conf,
 ■ S Site,
 ■ H Home
 ■ A Away
 N Neutral

ETSU

ETSU

ETSU

Page 76

East Carolina

Through Games Of March 1, 2019

Average RPI Win:	247	WON-LOST	WINNING	LAST 10	STRENGTH OF	OPP. STRENGTH	TEAM	ADJ.	CONF.	ADJ CONF.
Average RPI Loss:	125	RECORD	PCT. RANK	GAMES	SCHEDULE	OF SCHEDULE	RPI	RPI	RPI	RPI
DIV. I ONLY	13- 14	186	0- 1	241	128	221	221	9	9	
DIV. I NON-CONF.	9- 4	85	0- 0	313	265	194	194	8	8	
TOTALS	RPI 1-25	RPI 26-50	W-L RECORDS	RPI 51-100	RPI 101-150	RPI 150+				
13- 14	0- 2	0- 0	OVERALL	0- 2	1- 5	12- 5				
10- 5	0- 1	0- 0	HOME	0- 1	1- 3	9- 0				
1- 9	0- 1	0- 0	AWAY	0- 1	0- 2	1- 5				
2- 0	0- 0	0- 0	NEUTRAL	0- 0	0- 0	2- 0				
9- 4	0- 0	0- 0	NON-CONFERENCE	0- 1	1- 2	8- 1				
7- 1	0- 0	0- 0	HOME	0- 0	1- 1	6- 0				
0- 3	0- 0	0- 0	AWAY	0- 1	0- 1	0- 1				
2- 0	0- 0	0- 0	NEUTRAL	0- 0	0- 0	2- 0				
4- 10	0- 2	0- 0	CONFERENCE	0- 1	0- 3	4- 4				
3- 4	0- 1	0- 0	HOME	0- 1	0- 2	3- 0				
1- 6	0- 1	0- 0	AWAY	0- 0	0- 1	1- 4				
0- 0	0- 0	0- 0	NEUTRAL	0- 0	0- 0	0- 0				

RPI	S	Opponent	Score	RPI	S	Opponent	Score	RPI	S	Opponent	Score	RPI	S	Opponent	Score	Team's RPI: 221
6	A	UConn	55 118					82	A	Duke	66 83	101	A	Houston	52 63	
18	H	UCF	58 61					85	H	Cincinnati	57 68	118	A	Charlotte	46 52	
												123	H	South Fla.	50 63	
												125	H	UNCW	68 71	
												143	H	Wake Forest	70 61	
												148	H	Tulsa	55 75	
												155	A	William & Mary	43 63	
												164	A	Tulane	57 68	
												164	H	Tulane	63 61	
												166	A	Temple	62 84	
												190	H	UMES	84 69	
												206	A	Memphis	46 58	
												206	H	Memphis	68 59	
												209	A	SMU	64 54	
												213	H	Liberty	66 63	
												234	H	Monmouth	73 67	
												246	A	Wichita St.	47 57	
												246	H	Wichita St.	78 56	
												297	H	Kennesaw St.	68 56	
												302	N	South Carolina St.	71 63	
												335	H	Grand Canyon	59 47	
												336	N	Longwood	61 52	
												341	H	USC Upstate	63 53	
LAST 12 Division I GAMES:																
85	H	Cincinnati	57 68	164	H	Tulane	63 61									
123	H	South Fla.	50 63	246	A	Wichita St.	47 57									
101	A	Houston	52 63	166	A	Temple	62 84									
209	A	SMU	64 54	18	H	UCF	58 61									
206	H	Memphis	68 59	206	A	Memphis	46 58									
6	A	UConn	55 118	148	H	Tulsa	55 75									

Non-Div I Games:

East Carolina

Loss, Non-Conf, S Site, H Home A Away N Neutral

Average RPI Win:	246	WON-LOST	WINNING	LAST 10	STRENGTH OF	OPP. STRENGTH	TEAM	ADJ.	CONF.	ADJ CONF.
Average RPI Loss:	188	RECORD	PCT. RANK	GAMES	SCHEDULE	OF SCHEDULE	RPI	RPI	RPI	RPI
DIV. I ONLY	8- 17	271	1- 0	236	291	287	287	22	22	
DIV. I NON-CONF.	3- 5	227	0- 0	261	258	242	242	22	22	
TOTALS	RPI 1-25	RPI 26-50	W-L RECORDS	RPI 51-100	RPI 101-150	RPI 150+				
8- 17	0- 0	0- 0	OVERALL	0- 2	1- 4	7- 11				
6- 4	0- 0	0- 0	HOME	0- 0	1- 1	5- 3				
1- 13	0- 0	0- 0	AWAY	0- 2	0- 3	1- 8				
1- 0	0- 0	0- 0	NEUTRAL	0- 0	0- 0	1- 0				
3- 5	0- 0	0- 0	NON-CONFERENCE	0- 1	0- 2	3- 2				
2- 0	0- 0	0- 0	HOME	0- 0	0- 0	2- 0				
0- 5	0- 0	0- 0	AWAY	0- 1	0- 2	0- 2				
1- 0	0- 0	0- 0	NEUTRAL	0- 0	0- 0	1- 0				
5- 12	0- 0	0- 0	CONFERENCE	0- 1	1- 2	4- 9				
4- 4	0- 0	0- 0	HOME	0- 0	1- 1	3- 3				
1- 8	0- 0	0- 0	AWAY	0- 1	0- 1	1- 6				
0- 0	0- 0	0- 0	NEUTRAL	0- 0	0- 0	0- 0				

RPI S	Opponent	Score	RPI S	Opponent	Score	RPI S	Opponent	Score	RPI S	Opponent	Score	Team's RPI: 287
						62	A Belmont	57 98	103	A Northern Ill.	59 78	
						63	A Butler	37 72	116	A UT Martin	66 90	
									116	H UT Martin	77 71	
									130	H Morehead St.	57 67	
									150	A Southern Ill.	59 73	
									160	A Bradley	64 67	
									161	A Tennessee Tech	88 99	
									210	H Indiana St.	63 39	
									217	A Jacksonville St.	49 78	
									217	H Jacksonville St.	52 49	
									218	A SIUE	62 78	
									218	H SIUE	56 65	
									232	A Southeast Mo. St.	57 72	
									232	H Southeast Mo. St.	54 80	
									233	N Western Ill.	64 62	
									256	A Austin Peay	67 57	
									256	H Austin Peay	60 73	
									265	A Murray St.	51 60	
									265	H Murray St.	75 67	
									301	A Tennessee St.	66 70	
									311	A Valparaiso	60 62	
									333	H Eastern Ky.	80 60	
									334	H Purdue Fort Wayne	72 63	
LAST 12 Division I GAMES:												
			217	H Jacksonville St.	52 49		265	A Murray St.	51 60			
			301	A Tennessee St.	66 70		130	H Morehead St.	57 67			
			62	A Belmont	57 98		333	H Eastern Ky.	80 60			
			232	H Southeast Mo. St.	54 80		232	A Southeast Mo. St.	57 72			
			218	A SIUE	62 78		116	A UT Martin	66 90			
			256	A Austin Peay	67 57		256	H Austin Peay	60 73			

Non-Div I Games: Lincoln Christian 97 34 Eureka 104 48 Oakland City 102 43

Eastern Ill.

Eastern Ky.

Through Games Of March 1, 2019

Average RPI Win:	0	WON-LOST	WINNING	LAST 10	STRENGTH OF	OPP. STRENGTH	TEAM	ADJ.	CONF.	ADJ CONF.
Average RPI Loss:	175	RECORD	PCT. RANK	GAMES	SCHEDULE	OF SCHEDULE	RPI	RPI	RPI	RPI
DIV. I ONLY	0- 26	351	0- 1	118	267	333	333	22	22	
DIV. I NON-CONF.	0- 9	336	0- 1	23	195	267	267	22	22	
TOTALS	RPI 1-25	RPI 26-50	W-L RECORDS	RPI 51-100	RPI 101-150	RPI 150+				
0- 26	0- 1	0- 2	OVERALL	0- 4	0- 3	0- 16				
0- 10	0- 0	0- 0	HOME	0- 1	0- 1	0- 8				
0- 14	0- 0	0- 2	AWAY	0- 2	0- 2	0- 8				
0- 2	0- 1	0- 0	NEUTRAL	0- 1	0- 0	0- 0				
0- 9	0- 1	0- 2	NON-CONFERENCE	0- 2	0- 1	0- 3				
0- 2	0- 0	0- 0	HOME	0- 0	0- 0	0- 2				
0- 5	0- 0	0- 2	AWAY	0- 1	0- 1	0- 1				
0- 2	0- 1	0- 0	NEUTRAL	0- 1	0- 0	0- 0				
0- 17	0- 0	0- 0	CONFERENCE	0- 2	0- 2	0- 13				
0- 8	0- 0	0- 0	HOME	0- 1	0- 1	0- 6				
0- 9	0- 0	0- 0	AWAY	0- 1	0- 1	0- 7				
0- 0	0- 0	0- 0	NEUTRAL	0- 0	0- 0	0- 0				

RPI S	Opponent	Score	RPI S	Opponent	Score	RPI S	Opponent	Score	RPI S	Opponent	Score	Team's RPI: 333
22 N	Florida St.	45 62	39 A	Ohio	60 100	62 A	Belmont	43 69	116 H	UT Martin	61 87	
			45 A	Miami (OH)	44 60	62 H	Belmont	52 87	130 A	Morehead St.	52 68	
						72 A	West Virginia	29 78	141 A	Akron	54 63	
						72 N	West Virginia	39 81	161 A	Tennessee Tech	57 77	
									161 H	Tennessee Tech	68 81	
									179 H	Saint Louis	43 70	
									195 H	George Mason	75 91	
									217 A	Jacksonville St.	64 69	
									217 H	Jacksonville St.	44 53	
									218 A	SIUE	55 74	
									232 H	Southeast Mo. St.	42 52	
									256 A	Austin Peay	65 100	
									256 H	Austin Peay	60 80	
									265 A	Murray St.	63 81	
									265 H	Murray St.	63 76	
									268 A	Western Mich.	53 64	
									287 A	Eastern Ill.	60 80	
									301 A	Tennessee St.	38 60	
									301 H	Tennessee St.	31 57	
LAST 12 Division I GAMES:												
72 N	West Virginia	39 81	301 H	Tennessee St.	31 57							
256 H	Austin Peay	60 80	62 H	Belmont	52 87							
217 A	Jacksonville St.	64 69	218 A	SIUE	55 74							
161 A	Tennessee Tech	57 77	287 A	Eastern Ill.	60 80							
130 A	Morehead St.	52 68	161 H	Tennessee Tech	68 81							
265 H	Murray St.	63 76	217 H	Jacksonville St.	44 53							

Non-Div I Games: Brescia 70 41 Ky. Christian 90 35

Eastern Ky.

Loss, Non-Conf, S Site, H Home A Away N Neutral

Average RPI Win:	251	WON-LOST	WINNING	LAST 10	STRENGTH OF	OPP. STRENGTH	TEAM	ADJ.	CONF.	ADJ CONF.
Average RPI Loss:	103	RECORD	PCT. RANK	GAMES	SCHEDULE	OF SCHEDULE	RPI	RPI	RPI	RPI
DIV. I ONLY	11- 14	211	0- 1	203	115	201	201	7	7	
DIV. I NON-CONF.	6- 4	125	0- 0	343	242	259	259	9	9	
TOTALS	RPI 1-25	RPI 26-50	W-L RECORDS	RPI 51-100	RPI 101-150	RPI 150+				
11- 14	0- 2	0- 3	OVERALL	0- 4	2- 2	9- 3				
8- 3	0- 0	0- 1	HOME	0- 1	1- 1	7- 0				
3- 8	0- 1	0- 2	AWAY	0- 2	1- 1	2- 2				
0- 3	0- 1	0- 0	NEUTRAL	0- 1	0- 0	0- 1				
6- 4	0- 1	0- 0	NON-CONFERENCE	0- 1	0- 0	6- 2				
4- 0	0- 0	0- 0	HOME	0- 0	0- 0	4- 0				
2- 1	0- 0	0- 0	AWAY	0- 0	0- 0	2- 1				
0- 3	0- 1	0- 0	NEUTRAL	0- 1	0- 0	0- 1				
5- 10	0- 1	0- 3	CONFERENCE	0- 3	2- 2	3- 1				
4- 3	0- 0	0- 1	HOME	0- 1	1- 1	3- 0				
1- 7	0- 1	0- 2	AWAY	0- 2	1- 1	0- 1				
0- 0	0- 0	0- 0	NEUTRAL	0- 0	0- 0	0- 0				

RPI S	Opponent	Score	RPI S	Opponent	Score	RPI S	Opponent	Score	RPI S	Opponent	Score	Team's RPI: 201
11 N	Iowa St.	59 85	37 H	Buffalo	84 91	63 N	Butler	63 73	103 A	Northern Ill.	60 70	
25 A	Central Mich.	61 71	39 A	Ohio	44 85	75 A	Kent St.	64 71	103 H	Northern Ill.	65 68	
			45 A	Miami (OH)	58 63	75 H	Kent St.	54 67	141 A	Akron	72 60	
						89 A	Toledo	43 63	141 H	Akron	67 60	
									154 H	Illinois St.	50 41	
									208 H	Ball St.	56 53	
									214 A	Illinois	66 72	
									224 H	Bowling Green	81 74	
									268 A	Western Mich.	68 71	
									268 H	Western Mich.	64 61	
									285 H	Cleveland St.	69 63	
									298 N	UNC Greensboro	44 49	
									332 H	Detroit Mercy	60 53	
									334 A	Purdue Fort Wayne	87 72	
									336 A	Longwood	64 45	
									339 H	UIC	52 38	
LAST 12 Division I GAMES:												
103 A	Northern Ill.	60 70	45 A	Miami (OH)	58 63							
268 A	Western Mich.	68 71	103 H	Northern Ill.	65 68							
141 H	Akron	67 60	25 A	Central Mich.	61 71							
208 H	Ball St.	56 53	224 H	Bowling Green	81 74							
75 H	Kent St.	54 67	39 A	Ohio	44 85							
89 A	Toledo	43 63	141 A	Akron	72 60							

Non-Div I Games: Northwood 53 39

Eastern Mich.

Eastern Wash.

Through Games Of March 1, 2019

Average RPI Win:	217	WON-LOST	WINNING	LAST 10	STRENGTH OF	OPP. STRENGTH	TEAM	ADJ.	CONF.	ADJ CONF.
Average RPI Loss:	120	RECORD	PCT. RANK	GAMES	SCHEDULE	OF SCHEDULE	RPI	RPI	RPI	RPI
DIV. I ONLY	9- 16	253	1- 0	95	151	183	183	16	16	
DIV. I NON-CONF.	0- 8	336	0- 0	11	111	227	227	12	12	
TOTALS	RPI 1-25	RPI 26-50	W-L RECORDS	RPI 51-100	RPI 101-150	RPI 150+				
9- 16	0- 2	0- 1	OVERALL	1- 6	1- 4	7- 3				
3- 8	0- 1	0- 0	HOME	0- 4	0- 2	3- 1				
6- 6	0- 0	0- 1	AWAY	1- 2	1- 1	4- 2				
0- 2	0- 1	0- 0	NEUTRAL	0- 0	0- 1	0- 0				
0- 8	0- 2	0- 1	NON-CONFERENCE	0- 3	0- 1	0- 1				
0- 3	0- 1	0- 0	HOME	0- 2	0- 0	0- 0				
0- 3	0- 0	0- 1	AWAY	0- 1	0- 0	0- 1				
0- 2	0- 1	0- 0	NEUTRAL	0- 0	0- 1	0- 0				
9- 8	0- 0	0- 0	CONFERENCE	1- 3	1- 3	7- 2				
3- 5	0- 0	0- 0	HOME	0- 2	0- 2	3- 1				
6- 3	0- 0	0- 0	AWAY	1- 1	1- 1	4- 1				
0- 0	0- 0	0- 0	NEUTRAL	0- 0	0- 0	0- 0				

RPI S	Opponent	Score	RPI S	Opponent	Score	RPI S	Opponent	Score	RPI S	Opponent	Score	Team's RPI: 183
13 H	Gonzaga	51 63	32 A	BYU	65 80	55 A	Boise St.	55 67	112 A	Idaho St.	48 63	
20 N	Oregon St.	45 93				70 H	Utah	51 95	135 N	UC Riverside	45 57	
						75 A	Idaho	68 84	137 H	Portland St.	64 76	
						75 H	Idaho	74 75	139 A	Montana St.	89 87	
						91 H	Fresno St.	58 68	139 H	Montana St.	47 61	
						100 A	Northern Colo.	76 72	170 A	Montana	68 62	
						100 H	Northern Colo.	62 67	170 H	Montana	67 64	
									255 A	Northern Ariz.	64 62	
									255 H	Northern Ariz.	81 76	
									257 A	Sacramento St.	71 62	
									257 H	Sacramento St.	70 73	
									286 A	Southern Utah	63 73	
									286 H	Southern Utah	80 66	
									317 A	Cal Poly	55 59	
									322 A	Weber St.	64 58	
LAST 12 Division I GAMES:												
257 A	Sacramento St.	71 62	139 H	Montana St.	47 61							
255 H	Northern Ariz.	81 76	255 A	Northern Ariz.	64 62							
286 H	Southern Utah	80 66	286 A	Southern Utah	63 73							
75 H	Idaho	74 75	257 H	Sacramento St.	70 73							
100 A	Northern Colo.	76 72	137 H	Portland St.	64 76							
170 H	Montana	67 64	139 A	Montana St.	89 87							

Non-Div I Games: Eastern Ore. 66 45

Eastern Wash.

Loss, Non-Conf, S Site, H Home A Away N Neutral

Average RPI Win:	242	WON-LOST	WINNING	LAST 10	STRENGTH OF	OPP. STRENGTH	TEAM	ADJ.	CONF.	ADJ CONF.
Average RPI Loss:	115	RECORD	PCT. RANK	GAMES	SCHEDULE	OF SCHEDULE	RPI	RPI	RPI	RPI
DIV. I ONLY	7- 18	285	0- 1	98	161	219	219	10	10	
DIV. I NON-CONF.	4- 6	212	0- 0	114	248	185	185	10	10	
TOTALS	RPI 1-25	RPI 26-50	W-L RECORDS	RPI 51-100	RPI 101-150	RPI 150+				
7- 18	0- 0	0- 4	OVERALL	0- 2	0- 7	7- 5				
3- 9	0- 0	0- 3	HOME	0- 1	0- 3	3- 2				
4- 9	0- 0	0- 1	AWAY	0- 1	0- 4	4- 3				
0- 0	0- 0	0- 0	NEUTRAL	0- 0	0- 0	0- 0				
4- 6	0- 0	0- 2	NON-CONFERENCE	0- 1	0- 2	4- 1				
2- 3	0- 0	0- 2	HOME	0- 0	0- 1	2- 0				
2- 3	0- 0	0- 0	AWAY	0- 1	0- 1	2- 1				
0- 0	0- 0	0- 0	NEUTRAL	0- 0	0- 0	0- 0				
3- 12	0- 0	0- 2	CONFERENCE	0- 1	0- 5	3- 4				
1- 6	0- 0	0- 1	HOME	0- 1	0- 2	1- 2				
2- 6	0- 0	0- 1	AWAY	0- 0	0- 3	2- 2				
0- 0	0- 0	0- 0	NEUTRAL	0- 0	0- 0	0- 0				

RPI S	Opponent	Score	RPI S	Opponent	Score	RPI S	Opponent	Score	RPI S	Opponent	Score	Team's RPI: 219
33	H North Carolina	69 100	77	H Drexel	44 59	108	A Northeastern	71 79				
36	A James Madison	30 82	82	A Duke	64 81	110	A Towson	58 59				
36	H James Madison	46 74				110	H Towson	50 59				
50	H Auburn	44 96				125	A UNCW	51 76				
						125	H UNCW	70 75				
						129	H Marist	57 61				
						149	A Appalachian St.	62 65				
						152	A Delaware	59 71				
						152	H Delaware	63 74				
						155	A William & Mary	60 65				
						155	H William & Mary	59 64				
						157	H Davidson	73 72				
						191	H N.C. A&T	73 64				
						197	A Hampton	77 62				
						222	A Hofstra	77 64				
						293	A Winthrop	57 58				
						295	A Col. of Charleston	72 52				
						295	H Col. of Charleston	76 68				
						338	A N.C. Central	83 54				
LAST 12 Division I GAMES:												
152	A Delaware	59 71	152	H Delaware	63 74							
110	H Towson	50 59	77	H Drexel	44 59							
36	H James Madison	46 74	36	A James Madison	30 82							
155	H William & Mary	59 64	110	A Towson	58 59							
295	A Col. of Charleston	72 52	155	A William & Mary	60 65							
125	A UNCW	51 76	125	H UNCW	70 75							

Non-Div I Games: Chowan

88 74

Elon

Evansville

Through Games Of March 1, 2019

Average RPI Win:	282	WON-LOST	WINNING	LAST 10	STRENGTH OF	OPP. STRENGTH	TEAM	ADJ.	CONF.	ADJ CONF.
Average RPI Loss:	178	RECORD	PCT. RANK	GAMES	SCHEDULE	OF SCHEDULE	RPI	RPI	RPI	RPI
DIV. I ONLY	4- 23	334	1- 0	238	252	324	324	13	13	
DIV. I NON-CONF.	2- 9	297	0- 0	332	339	345	345	15	15	
TOTALS	RPI 1-25	RPI 26-50	W-L RECORDS	RPI 51-100	RPI 101-150	RPI 150+				
4- 23	0- 2	0- 0	OVERALL	0- 3	0- 3	4- 15				
2- 10	0- 1	0- 0	HOME	0- 1	0- 0	2- 8				
2- 13	0- 1	0- 0	AWAY	0- 2	0- 3	2- 7				
0- 0	0- 0	0- 0	NEUTRAL	0- 0	0- 0	0- 0				
2- 9	0- 0	0- 0	NON-CONFERENCE	0- 0	0- 2	2- 7				
1- 4	0- 0	0- 0	HOME	0- 0	0- 0	1- 4				
1- 5	0- 0	0- 0	AWAY	0- 0	0- 2	1- 3				
0- 0	0- 0	0- 0	NEUTRAL	0- 0	0- 0	0- 0				
2- 14	0- 2	0- 0	CONFERENCE	0- 3	0- 1	2- 8				
1- 6	0- 1	0- 0	HOME	0- 1	0- 0	1- 4				
1- 8	0- 1	0- 0	AWAY	0- 2	0- 1	1- 4				
0- 0	0- 0	0- 0	NEUTRAL	0- 0	0- 0	0- 0				

RPI 1-25				RPI 26-50				RPI 51-100				RPI 101+ Team's RPI: 324			
RPI	S	Opponent	Score	RPI	S	Opponent	Score	RPI	S	Opponent	Score	RPI	S	Opponent	Score
23	A	Drake	39 66					57	A	Missouri St.	66 88	120	A	Dayton	30 69
23	H	Drake	47 78					92	A	UNI	46 95	130	A	Morehead St.	63 85
								92	H	UNI	46 74	150	A	Southern Ill.	47 67
												154	A	Illinois St.	59 82
												154	H	Illinois St.	61 72
												160	A	Bradley	63 81
												160	H	Bradley	68 75
												187	A	Wisconsin	60 96
												203	A	Marshall	65 72
												210	A	Indiana St.	59 56
												210	H	Indiana St.	69 76
												218	H	SIUE	45 54
												232	H	Southeast Mo. St.	50 54
												244	A	Loyola Chicago	56 61
												244	H	Loyola Chicago	51 71
												256	H	Austin Peay	56 52
												265	A	Murray St.	53 81
												311	A	Valparaiso	49 93
												311	H	Valparaiso	77 65
												334	H	Purdue Fort Wayne	66 72
												339	H	UIC	54 62
												350	A	Chicago St.	67 58
LAST 12 Division I GAMES:															
210	A	Indiana St.	59 56	154	A	Illinois St.	59 82								
92	A	UNI	46 95	210	H	Indiana St.	69 76								
23	A	Drake	39 66	23	H	Drake	47 78								
244	H	Loyola Chicago	51 71	92	H	UNI	46 74								
311	H	Valparaiso	77 65	311	A	Valparaiso	49 93								
160	A	Bradley	63 81	244	A	Loyola Chicago	56 61								

Non-Div I Games:

Evansville

Loss, Non-Conf, S Site, H Home A Away N Neutral

Average RPI Win:	240	WON-LOST	WINNING	LAST 10	STRENGTH OF	OPP. STRENGTH	TEAM	ADJ.	CONF.	ADJ CONF.
Average RPI Loss:	55	RECORD	PCT. RANK	GAMES	SCHEDULE	OF SCHEDULE	RPI	RPI	RPI	RPI
DIV. I ONLY	21- 4	16	1- 0	214	224	69	69	24	24	
DIV. I NON-CONF.	7- 4	108	0- 0	89	97	76	76	26	26	
TOTALS	RPI 1-25	RPI 26-50	W-L RECORDS	RPI 51-100	RPI 101-150	RPI 150+				
21- 4	0- 1	0- 1	OVERALL	1- 1	1- 1	19- 0				
11- 1	0- 0	0- 0	HOME	0- 0	1- 1	10- 0				
9- 2	0- 0	0- 1	AWAY	0- 1	0- 0	9- 0				
1- 1	0- 1	0- 0	NEUTRAL	1- 0	0- 0	0- 0				
7- 4	0- 1	0- 1	NON-CONFERENCE	1- 1	1- 1	5- 0				
4- 1	0- 0	0- 0	HOME	0- 0	1- 1	3- 0				
2- 2	0- 0	0- 1	AWAY	0- 1	0- 0	2- 0				
1- 1	0- 1	0- 0	NEUTRAL	1- 0	0- 0	0- 0				
14- 0	0- 0	0- 0	CONFERENCE	0- 0	0- 0	14- 0				
7- 0	0- 0	0- 0	HOME	0- 0	0- 0	7- 0				
7- 0	0- 0	0- 0	AWAY	0- 0	0- 0	7- 0				
0- 0	0- 0	0- 0	NEUTRAL	0- 0	0- 0	0- 0				

RPI 1-25				RPI 26-50				RPI 51-100				Team's RPI: 69	RPI 101+			
RPI	S	Opponent	Score	RPI	S	Opponent	Score	RPI	S	Opponent	Score		RPI	S	Opponent	Score
4	N	Stanford	65 88	29	A	South Dakota St.	62 80	71	N	American	90 71		101	H	Houston	76 71
								82	A	Duke	41 57		104	H	UAB	60 62
													159	H	Abilene Christian	81 65
													176	A	North Ala.	68 52
													176	H	North Ala.	76 51
													202	A	Stetson	73 40
													213	A	Liberty	65 64
													213	H	Liberty	68 50
													229	H	Jacksonville	82 58
													231	A	Saint Francis (PA)	83 69
													238	A	Hawaii	73 67
													252	A	North Florida	105 66
													252	H	North Florida	80 48
													297	A	Kennesaw St.	69 46
													297	H	Kennesaw St.	79 48
													315	H	FIU	100 58
													318	A	NJIT	67 35
													318	H	NJIT	61 42
													327	A	Lipscomb	80 46
													327	H	Lipscomb	82 40
													330	H	Coppin St.	93 61
LAST 12 Division I GAMES:																
				297	H	Kennesaw St.	79 48					229	H	Jacksonville	82 58	
				327	A	Lipscomb	80 46					318	A	NJIT	67 35	
				202	A	Stetson	73 40					252	H	North Florida	80 48	
				318	H	NJIT	61 42					327	H	Lipscomb	82 40	
				213	A	Liberty	65 64					297	A	Kennesaw St.	69 46	
				176	H	North Ala.	76 51					252	A	North Florida	105 66	

Non-Div I Games: Fla. Memorial 99 68 Johnson & Wales (FI109 64

FGCU

Loss, Non-Conf, S Site, H Home A Away N Neutral

Average RPI Win:	324	WON-LOST	WINNING	LAST 10	STRENGTH OF	OPP. STRENGTH	TEAM	ADJ.	CONF.	ADJ CONF.
Average RPI Loss:	156	RECORD	PCT. RANK	GAMES	SCHEDULE	OF SCHEDULE	RPI	RPI	RPI	RPI
DIV. I ONLY	5- 21	318	0- 1	164	255	315	315	14	14	
DIV. I NON-CONF.	3- 9	271	0- 1	165	345	310	310	17	17	
TOTALS	RPI 1-25	RPI 26-50	W-L RECORDS	RPI 51-100	RPI 101-150	RPI 150+				
5- 21	0- 1	0- 1	OVERALL	0- 4	0- 4	5- 11				
5- 11	0- 1	0- 0	HOME	0- 2	0- 3	5- 5				
0- 10	0- 0	0- 1	AWAY	0- 2	0- 1	0- 6				
0- 0	0- 0	0- 0	NEUTRAL	0- 0	0- 0	0- 0				
3- 9	0- 1	0- 0	NON-CONFERENCE	0- 2	0- 1	3- 5				
3- 6	0- 1	0- 0	HOME	0- 1	0- 1	3- 3				
0- 3	0- 0	0- 0	AWAY	0- 1	0- 0	0- 2				
0- 0	0- 0	0- 0	NEUTRAL	0- 0	0- 0	0- 0				
2- 12	0- 0	0- 1	CONFERENCE	0- 2	0- 3	2- 6				
2- 5	0- 0	0- 0	HOME	0- 1	0- 2	2- 2				
0- 7	0- 0	0- 1	AWAY	0- 1	0- 1	0- 4				
0- 0	0- 0	0- 0	NEUTRAL	0- 0	0- 0	0- 0				

RPI 1-25			RPI 26-50			RPI 51-100			RPI 101+			Team's RPI: 315
RPI	S	Opponent	Score	RPI	S	Opponent	Score	RPI	S	Opponent	Score	
19	H	Miami (FL)	43 94	31	A	Rice	44 76	60	H	Middle Tenn.	43 49	104 H UAB 59 83
								69	A	FGCU	58 100	118 A Charlotte 54 69
								90	A	Old Dominion	68 95	121 H Western Ky. 82 94
								95	H	South Alabama	77 84	132 H Georgia St. 61 67
												172 A Louisiana Tech 72 90
												175 A North Texas 50 75
												181 A Southern Miss. 57 71
												203 H Marshall 58 86
												205 A Bethune-Cookman 57 68
												215 H Campbell 54 59
												220 H Howard 62 89
												229 H Jacksonville 62 73
												252 A North Florida 53 62
												280 H UTEP 55 60
												305 A Fla. Atlantic 55 77
												305 H Fla. Atlantic 56 49
												307 H UTSA 51 40
												308 H Morgan St. 59 50
												348 H Florida A&M 77 54
												351 H Alcorn 75 40
LAST 12 Division I GAMES:												
95	H	South Alabama	77 84	307	H	UTSA	51 40					
215	H	Campbell	54 59	172	A	Louisiana Tech	72 90					
305	H	Fla. Atlantic	56 49	181	A	Southern Miss.	57 71					
175	A	North Texas	50 75	305	A	Fla. Atlantic	55 77					
31	A	Rice	44 76	203	H	Marshall	58 86					
280	H	UTEP	55 60	121	H	Western Ky.	82 94					

Non-Div I Games: Palm Beach Atl. 63 66

FIU

Loss, Non-Conf, S Site, H Home A Away N Neutral

Fairfield

Through Games Of March 1, 2019

Average RPI Win:	303	WON-LOST	WINNING	LAST 10	STRENGTH OF	OPP. STRENGTH	TEAM	ADJ.	CONF.	ADJ CONF.
Average RPI Loss:	186	RECORD	PCT. RANK	GAMES	SCHEDULE	OF SCHEDULE	RPI	RPI	RPI	RPI
DIV. I ONLY	10- 18	257	1- 0	306	296	292	292	26	26	
DIV. I NON-CONF.	3- 8	267	0- 0	302	295	314	314	27	27	
TOTALS	RPI 1-25	RPI 26-50	W-L RECORDS	RPI 51-100	RPI 101-150	RPI 150+				
10- 18	0- 0	0- 3	OVERALL	0- 0	0- 3	10- 12				
5- 6	0- 0	0- 1	HOME	0- 0	0- 2	5- 3				
4- 9	0- 0	0- 1	AWAY	0- 0	0- 1	4- 7				
1- 3	0- 0	0- 1	NEUTRAL	0- 0	0- 0	1- 2				
3- 8	0- 0	0- 1	NON-CONFERENCE	0- 0	0- 1	3- 6				
1- 2	0- 0	0- 0	HOME	0- 0	0- 1	1- 1				
1- 3	0- 0	0- 0	AWAY	0- 0	0- 0	1- 3				
1- 3	0- 0	0- 1	NEUTRAL	0- 0	0- 0	1- 2				
7- 10	0- 0	0- 2	CONFERENCE	0- 0	0- 2	7- 6				
4- 4	0- 0	0- 1	HOME	0- 0	0- 1	4- 2				
3- 6	0- 0	0- 1	AWAY	0- 0	0- 1	3- 4				
0- 0	0- 0	0- 0	NEUTRAL	0- 0	0- 0	0- 0				

RPI 1-25			RPI 26-50			RPI 51-100			RPI 101+ Team's RPI: 292		
RPI	S	Opponent	Score	RPI	S	Opponent	Score	RPI	S	Opponent	Score
47	A	Quinnipiac	36 81	47	H	Quinnipiac	40 48	108	H	Northeastern	50 59
47	H	Quinnipiac	40 48	47	N	Bucknell	54 77	129	A	Marist	44 85
								129	H	Marist	46 56
								155	H	William & Mary	54 60
								177	A	Rider	59 62
								194	A	Xavier	35 48
								198	A	Dartmouth	46 59
								211	N	Furman	70 77
								227	N	Massachusetts	49 59
								234	H	Monmouth	63 73
								267	A	Niagara	68 71
								267	H	Niagara	55 54
								271	A	Siena	66 40
								271	H	Siena	59 55
								275	A	Richmond	58 40
								276	A	Manhattan	41 47
								277	A	Canisius	50 53
								277	H	Canisius	72 65
								282	A	Brown	49 68
								323	A	Iona	55 42
								323	H	Iona	67 56
								339	N	UIC	68 60
								342	A	Saint Peter's	69 61
								342	H	Saint Peter's	65 68
								346	H	LIU Brooklyn	71 43
LAST 12 Division I GAMES:											
323	H	Iona	67 56	277	H	Canisius	72 65				
342	A	Saint Peter's	69 61	234	H	Monmouth	63 73				
129	A	Marist	44 85	276	A	Manhattan	41 47				
47	H	Quinnipiac	40 48	271	H	Siena	59 55				
271	A	Siena	66 40	323	A	Iona	55 42				
267	H	Niagara	55 54	267	A	Niagara	68 71				

Non-Div I Games:

Fairfield

■ Loss,
 ■ Non-Conf,
 ■ S Site,
 ■ H Home
 ■ A Away
 N Neutral

Through Games of March 17, 2019										
Average RPI Win:	321	WON-LOST	WINNING	LAST 10	STRENGTH OF	OPP. STRENGTH	TEAM	ADJ.	CONF.	ADJ CONF.
Average RPI Loss:	254	RECORD	PCT. RANK	GAMES	SCHEDULE	OF SCHEDULE	RPI	RPI	RPI	RPI
DIV. I ONLY	4- 20	327	0- 1	334	351	347	347	31	31	
DIV. I NON-CONF.	1- 8	322	0- 0	333	350	350	350	31	31	

TOTALS	RPI 1-25		RPI 26-50	W-L RECORDS	RPI 51-100	RPI 101-150		RPI 150+		
4- 20	0- 0		0- 0	OVERALL	0- 0	0- 1		4- 19		
3- 8	0- 0		0- 0	HOME	0- 0	0- 0		3- 8		
1- 12	0- 0		0- 0	AWAY	0- 0	0- 1		1- 11		
0- 0	0- 0		0- 0	NEUTRAL	0- 0	0- 0		0- 0		
1- 8	0- 0		0- 0	NON-CONFERENCE	0- 0	0- 1		1- 7		
1- 2	0- 0		0- 0	HOME	0- 0	0- 0		1- 2		
0- 6	0- 0		0- 0	AWAY	0- 0	0- 1		0- 5		
0- 0	0- 0		0- 0	NEUTRAL	0- 0	0- 0		0- 0		
3- 12	0- 0		0- 0	CONFERENCE	0- 0	0- 0		3- 12		
2- 6	0- 0		0- 0	HOME	0- 0	0- 0		2- 6		
1- 6	0- 0		0- 0	AWAY	0- 0	0- 0		1- 6		
0- 0	0- 0		0- 0	NEUTRAL	0- 0	0- 0		0- 0		

RPI 1-25				RPI 26-50				RPI 51-100				RPI 101+				Team's RPI: 347	
RPI	S	Opponent	Score	RPI	S	Opponent	Score	RPI	S	Opponent	Score	RPI	S	Opponent	Score		
												145	A	Stony Brook	49	63	
												196	A	Robert Morris	49	71	
												196	H	Robert Morris	43	63	
												216	A	Sacred Heart	62	68	
												216	H	Sacred Heart	63	82	
												220	H	Howard	58	79	
												231	A	Saint Francis (PA)	64	75	
												231	H	Saint Francis (PA)	65	77	
												237	H	Mt. St. Mary's	47	63	
												247	A	Colgate	52	71	
												250	A	Binghamton	54	73	
												262	A	St. Francis Brooklyn	61	73	
												262	H	St. Francis Brooklyn	53	64	
												281	A	Army West Point	40	62	
												291	A	Air Force	37	85	
												300	A	Bryant	48	68	
												300	H	Bryant	63	53	
												312	A	Wagner	59	71	
												312	H	Wagner	44	60	
												318	H	NJIT	64	43	
												319	H	Central Conn. St.	74	67	
												326	H	Lafayette	57	63	
												342	A	Saint Peter's	58	75	
												346	A	LIU Brooklyn	69	52	
LAST 12 Division I GAMES:																	
				216	H	Sacred Heart	63	82				196	H	Robert Morris	43	63	
				312	H	Wagner	44	60				300	H	Bryant	63	53	
				300	A	Bryant	48	68				262	H	St. Francis Brooklyn	53	64	
				231	H	Saint Francis (PA)	65	77				237	H	Mt. St. Mary's	47	63	
				216	A	Sacred Heart	62	68				346	A	LIU Brooklyn	69	52	
				262	A	St. Francis Brooklyn	61	73				312	A	Wagner	59	71	

Non-Div I Games:	Georgian Court	70	45	Rutgers-Newark	97	51
------------------	----------------	----	----	----------------	----	----

Fairleigh Dickinson

■ Loss, ■ Non-Conf, S Site, H Home A Away N Neutral

Average RPI Win:	299	WON-LOST	WINNING	LAST 10	STRENGTH OF	OPP. STRENGTH	TEAM	ADJ.	CONF.	ADJ CONF.
Average RPI Loss:	157	RECORD	PCT. RANK	GAMES	SCHEDULE	OF SCHEDULE	RPI	RPI	RPI	RPI
DIV. I ONLY	5- 22	321	0- 1	161	214	305	305	14	14	
DIV. I NON-CONF.	3- 10	278	0- 1	158	315	287	287	17	17	
TOTALS	RPI 1-25	RPI 26-50	W-L RECORDS	RPI 51-100	RPI 101-150	RPI 150+				
5- 22	0- 0	0- 2	OVERALL	0- 3	0- 4	5- 13				
4- 11	0- 0	0- 0	HOME	0- 1	0- 3	4- 7				
1- 11	0- 0	0- 2	AWAY	0- 2	0- 1	1- 6				
0- 0	0- 0	0- 0	NEUTRAL	0- 0	0- 0	0- 0				
3- 10	0- 0	0- 1	NON-CONFERENCE	0- 1	0- 1	3- 7				
2- 6	0- 0	0- 0	HOME	0- 0	0- 1	2- 5				
1- 4	0- 0	0- 1	AWAY	0- 1	0- 0	1- 2				
0- 0	0- 0	0- 0	NEUTRAL	0- 0	0- 0	0- 0				
2- 12	0- 0	0- 1	CONFERENCE	0- 2	0- 3	2- 6				
2- 5	0- 0	0- 0	HOME	0- 1	0- 2	2- 2				
0- 7	0- 0	0- 1	AWAY	0- 1	0- 1	0- 4				
0- 0	0- 0	0- 0	NEUTRAL	0- 0	0- 0	0- 0				

RPI S	Opponent	Score	RPI S	Opponent	Score	RPI S	Opponent	Score	RPI S	Opponent	Score	Team's RPI: 305
31	A Rice	35 63	40	A Michigan St.	74 89	60	H Middle Tenn.	55 74	104	H UAB	64 89	
						72	A Little Rock	38 61	118	A Charlotte	47 68	
						90	A Old Dominion	53 87	121	H Western Ky.	50 81	
									132	H Georgia St.	59 75	
									160	H Bradley	59 80	
									164	A Tulane	45 88	
									172	A Louisiana Tech	55 86	
									175	A North Texas	62 82	
									179	H Saint Louis	61 93	
									181	A Southern Miss.	45 67	
									191	H N.C. A&T	65 67	
									197	H Hampton	68 72	
									203	H Marshall	67 72	
									211	A Furman	57 73	
									268	H Western Mich.	59 69	
									271	A Siena	70 66	
									275	H Richmond	69 55	
									280	H UTEP	44 70	
									307	H UTSA	86 70	
									315	A FIU	49 56	
									315	H FIU	77 55	
									326	H Lafayette	53 49	
LAST 12 Division I GAMES:												
179	H Saint Louis	61 93	280	H UTEP	44 70							
160	H Bradley	59 80	181	A Southern Miss.	45 67							
315	A FIU	49 56	172	A Louisiana Tech	55 86							
31	A Rice	35 63	315	H FIU	77 55							
175	A North Texas	62 82	121	H Western Ky.	50 81							
307	H UTSA	86 70	203	H Marshall	67 72							

Non-Div I Games:

Fla. Atlantic

Average RPI Win: 195	WON-LOST	WINNING	LAST 10	STRENGTH OF	OPP. STRENGTH	TEAM	ADJ.	CONF.	ADJ CONF.
Average RPI Loss: 88	RECORD	PCT. RANK	GAMES	SCHEDULE	OF SCHEDULE	RPI	RPI	RPI	RPI
DIV. I ONLY	6- 22	311	0- 1	41	72	223	223	5	5
DIV. I NON-CONF.	4- 9	252	0- 1	134	176	257	257	5	5

TOTALS	RPI 1-25	RPI 26-50	W-L RECORDS	RPI 51-100	RPI 101-150	RPI 150+			
6- 22	0- 6	1- 2	OVERALL	0- 7	1- 3	4- 4			
6- 9	0- 3	1- 1	HOME	0- 2	1- 2	4- 1			
0- 12	0- 3	0- 1	AWAY	0- 4	0- 1	0- 3			
0- 1	0- 0	0- 0	NEUTRAL	0- 1	0- 0	0- 0			
4- 9	0- 1	0- 1	NON-CONFERENCE	0- 2	1- 3	3- 2			
4- 3	0- 0	0- 0	HOME	0- 0	1- 2	3- 1			
0- 5	0- 1	0- 1	AWAY	0- 1	0- 1	0- 1			
0- 1	0- 0	0- 0	NEUTRAL	0- 1	0- 0	0- 0			
2- 13	0- 5	1- 1	CONFERENCE	0- 5	0- 0	1- 2			
2- 6	0- 3	1- 1	HOME	0- 2	0- 0	1- 0			
0- 7	0- 2	0- 0	AWAY	0- 3	0- 0	0- 2			
0- 0	0- 0	0- 0	NEUTRAL	0- 0	0- 0	0- 0			

RPI 1-25				RPI 26-50				RPI 51-100				RPI 101+ Team's RPI: 223			
RPI	S	Opponent	Score	RPI	S	Opponent	Score	RPI	S	Opponent	Score	RPI	S	Opponent	Score
9	H	Mississippi St.	42 90	27	H	Missouri	58 56	61	A	LSU	51 69	108	H	Northeastern	66 79
16	A	South Carolina	40 71	49	A	Indiana	64 83	65	A	Tennessee	50 67	113	H	Northwestern	74 83
16	H	South Carolina	77 96	50	H	Auburn	56 64	70	N	Utah	58 74	142	A	Mercer	82 92
17	H	Texas A&M	62 80					74	A	Ohio St.	41 46	144	H	Texas Tech	72 67
21	A	Kentucky	51 62					98	A	Georgia	58 93	153	A	Alabama	67 74
22	A	Florida St.	56 63					98	H	Georgia	57 69	153	H	Alabama	57 55
								99	H	Arkansas	73 83	199	A	UNLV	53 56
												205	H	Bethune-Cookman	64 53
												212	A	Ole Miss	66 76
												251	H	Gardner-Webb	58 60
												294	H	Charleston So.	70 60
												348	H	Florida A&M	62 38
LAST 12 Division I GAMES:															
199	A	UNLV	53 56	153	H	Alabama	57 55	21	A	Kentucky	51 62				
98	H	Georgia	57 69	65	A	Tennessee	50 67	99	H	Arkansas	73 83				
17	H	Texas A&M	62 80	9	H	Mississippi St.	42 90	212	A	Ole Miss	66 76				
61	A	LSU	51 69												
16	H	South Carolina	77 96												
98	A	Georgia	58 93												

Non-Div I Games:

Florida

■ Loss,
■ Non-Conf,
■ S Site,
■ H Home
■ A Away
N Neutral

Florida A&M

Through Games Of March 1, 2019

Average RPI Win:	246	WON-LOST	WINNING	LAST 10	STRENGTH OF	OPP. STRENGTH	TEAM	ADJ.	CONF.	ADJ CONF.
Average RPI Loss:	237	RECORD	PCT. RANK	GAMES	SCHEDULE	OF SCHEDULE	RPI	RPI	RPI	RPI
DIV. I ONLY	3- 22	341	0- 1	327	340	348	348	32	32	
DIV. I NON-CONF.	1- 10	330	0- 1	262	188	339	339	32	32	
TOTALS	RPI 1-25	RPI 26-50	W-L RECORDS	RPI 51-100	RPI 101-150	RPI 150+				
3- 22	0- 1	1- 0	OVERALL	0- 1	0- 0	2- 20				
2- 8	0- 0	1- 0	HOME	0- 0	0- 0	1- 8				
1- 11	0- 1	0- 0	AWAY	0- 1	0- 0	1- 9				
0- 3	0- 0	0- 0	NEUTRAL	0- 0	0- 0	0- 3				
1- 10	0- 1	1- 0	NON-CONFERENCE	0- 1	0- 0	0- 8				
1- 1	0- 0	1- 0	HOME	0- 0	0- 0	0- 1				
0- 6	0- 1	0- 0	AWAY	0- 1	0- 0	0- 4				
0- 3	0- 0	0- 0	NEUTRAL	0- 0	0- 0	0- 3				
2- 12	0- 0	0- 0	CONFERENCE	0- 0	0- 0	2- 12				
1- 7	0- 0	0- 0	HOME	0- 0	0- 0	1- 7				
1- 5	0- 0	0- 0	AWAY	0- 0	0- 0	1- 5				
0- 0	0- 0	0- 0	NEUTRAL	0- 0	0- 0	0- 0				

RPI 1-25			RPI 26-50			RPI 51-100			RPI 101+ Team's RPI: 348		
RPI	S	Opponent	Score	RPI	S	Opponent	Score	RPI	S	Opponent	Score
19	A	Miami (FL)	54 103	45	H	Miami (OH)	57 56	65	A	Tennessee	31 96
								164	N	Tulane	34 78
								190	H	UMES	36 68
								191	H	N.C. A&T	48 56
								202	A	Stetson	44 69
								205	H	Bethune-Cookman	50 52
								217	H	Jacksonville St.	31 62
								220	A	Howard	68 74
								220	H	Howard	59 81
								223	A	Florida	38 62
								252	A	North Florida	53 64
								263	A	Norfolk St.	58 60
								263	H	Norfolk St.	45 69
								268	N	Western Mich.	50 69
								302	A	South Carolina St.	48 61
								308	A	Morgan St.	71 75
								315	A	FIU	54 77
								320	N	Omaha	50 57
								330	A	Coppin St.	53 73
								338	H	N.C. Central	57 64
								343	H	Delaware St.	57 52
								349	A	Savannah St.	60 55
								349	H	Savannah St.	50 54
LAST 12 Division I GAMES:											
320	N	Omaha	50 57	338	H	N.C. Central	57 64				
205	H	Bethune-Cookman	50 52	191	H	N.C. A&T	48 56				
302	A	South Carolina St.	48 61	308	A	Morgan St.	71 75				
349	A	Savannah St.	60 55	330	A	Coppin St.	53 73				
263	H	Norfolk St.	45 69	343	H	Delaware St.	57 52				
220	H	Howard	59 81	190	H	UMES	36 68				

Non-Div I Games: Edward Waters 70 64

Florida A&M

■ Loss,
 ■ Non-Conf,
 ■ S Site,
 ■ H Home
 ■ A Away
 N Neutral

Average RPI Win:	124	WON-LOST	WINNING	LAST 10	STRENGTH OF	OPP. STRENGTH	TEAM	ADJ.	CONF.	ADJ CONF.
Average RPI Loss:	28	RECORD	PCT. RANK	GAMES	SCHEDULE	OF SCHEDULE	RPI	RPI	RPI	RPI
DIV. I ONLY	21- 7	46	1- 0	34	12	22	22	1	1	
DIV. I NON-CONF.	12- 1	11	1- 0	139	89	29	29	1	1	
TOTALS	RPI 1-25	RPI 26-50	W-L RECORDS	RPI 51-100	RPI 101-150	RPI 150+				
21- 7	3- 4	1- 0	OVERALL	4- 3	8- 0	5- 0				
12- 4	2- 2	0- 0	HOME	3- 2	4- 0	3- 0				
7- 3	0- 2	1- 0	AWAY	1- 1	4- 0	1- 0				
2- 0	1- 0	0- 0	NEUTRAL	0- 0	0- 0	1- 0				
12- 1	1- 0	0- 0	NON-CONFERENCE	2- 1	4- 0	5- 0				
7- 1	0- 0	0- 0	HOME	2- 1	2- 0	3- 0				
3- 0	0- 0	0- 0	AWAY	0- 0	2- 0	1- 0				
2- 0	1- 0	0- 0	NEUTRAL	0- 0	0- 0	1- 0				
9- 6	2- 4	1- 0	CONFERENCE	2- 2	4- 0	0- 0				
5- 3	2- 2	0- 0	HOME	1- 1	2- 0	0- 0				
4- 3	0- 2	1- 0	AWAY	1- 1	2- 0	0- 0				
0- 0	0- 0	0- 0	NEUTRAL	0- 0	0- 0	0- 0				

RPI	S	Opponent	Score
1	A	Notre Dame	70 97
3	H	Louisville	49 68
7	H	NC State	75 70
8	N	Iowa	71 67
10	H	Syracuse	88 94
19	A	Miami (FL)	54 64
19	H	Miami (FL)	62 58

RPI	S	Opponent	Score
33	A	North Carolina	64 63

RPI	S	Opponent	Score
52	A	Clemson	68 73
52	H	Clemson	45 57
58	A	Virginia Tech	56 54
61	H	LSU	45 58
82	H	Duke	66 62
93	H	Creighton	71 52
94	H	Troy	103 67

RPI	S	Opponent	Score
102	A	Virginia	63 61
107	A	St. John's (NY)	57 53
115	A	Boston College	91 71
122	H	Pittsburgh	78 46
127	H	Penn St.	87 58
132	H	Georgia St.	79 43
142	A	Mercer	57 56
143	H	Wake Forest	85 61
192	A	Milwaukee	87 62
223	H	Florida	63 56
229	H	Jacksonville	79 46
252	H	North Florida	74 53
333	N	Eastern Ky.	62 45

LAST 12 Division I GAMES:

8	N	Iowa	71	67	7	H	NC State	75	70
10	H	Syracuse	88	94	143	H	Wake Forest	85	61
19	A	Miami (FL)	54	64	19	H	Miami (FL)	62	58
122	H	Pittsburgh	78	46	58	A	Virginia Tech	56	54
52	A	Clemson	68	73	3	H	Louisville	49	68
1	A	Notre Dame	70	97	82	H	Duke	66	62

Non-Div I Games:

Florida St.

■ Loss,
 ■ Non-Conf,
 ■ S Site,
 ■ Home
 ■ A Away
 N Neutral

FordhamFordham

Non-Div I Games:

Fresno St.

Through Games Of March 1, 2019

Average RPI Win:	201	WON-LOST	WINNING	LAST 10	STRENGTH OF	OPP. STRENGTH	TEAM	ADJ.	CONF.	ADJ CONF.
Average RPI Loss:	87	RECORD	PCT. RANK	GAMES	SCHEDULE	OF SCHEDULE	RPI	RPI	RPI	RPI
DIV. I ONLY	16- 9	99	1- 0	121	114	91	91	15	15	
DIV. I NON-CONF.	5- 4	139	0- 0	153	52	107	107	13	13	
TOTALS	RPI 1-25	RPI 26-50	W-L RECORDS	RPI 51-100	RPI 101-150	RPI 150+				
16- 9	0- 1	0- 2	OVERALL	3- 4	0- 0	13- 2				
9- 3	0- 0	0- 0	HOME	2- 2	0- 0	7- 1				
7- 6	0- 1	0- 2	AWAY	1- 2	0- 0	6- 1				
0- 0	0- 0	0- 0	NEUTRAL	0- 0	0- 0	0- 0				
5- 4	0- 1	0- 2	NON-CONFERENCE	1- 0	0- 0	4- 1				
4- 0	0- 0	0- 0	HOME	1- 0	0- 0	3- 0				
1- 4	0- 1	0- 2	AWAY	0- 0	0- 0	1- 1				
0- 0	0- 0	0- 0	NEUTRAL	0- 0	0- 0	0- 0				
11- 5	0- 0	0- 0	CONFERENCE	2- 4	0- 0	9- 1				
5- 3	0- 0	0- 0	HOME	1- 2	0- 0	4- 1				
6- 2	0- 0	0- 0	AWAY	1- 2	0- 0	5- 0				
0- 0	0- 0	0- 0	NEUTRAL	0- 0	0- 0	0- 0				

RPI S	Opponent	Score	RPI S	Opponent	Score	RPI S	Opponent	Score	RPI S	Opponent	Score
15	A Arizona St.	52 68	30	A UCLA	80 89	51	A New Mexico	73 82	165	H Santa Clara	80 53
			44	A Southern California	61 62	51	H New Mexico	77 70	183	A Eastern Wash.	68 58
						54	A Wyoming	66 64	185	A Utah St.	64 53
						54	H Wyoming	56 63	185	H Utah St.	70 59
						55	A Boise St.	76 83	192	H Milwaukee	65 48
						55	H Boise St.	60 72	199	H UNLV	73 55
						86	H UT Arlington	70 61	225	A Nevada	79 63
									225	H Nevada	41 57
									242	A San Diego St.	87 81
									255	A Northern Ariz.	73 86
									269	A Colorado St.	66 55
									269	H Colorado St.	57 54
									291	A Air Force	77 70
									304	H San Jose St.	77 48
									317	H Cal Poly	76 58
LAST 12 Division I GAMES:											
54	A Wyoming	66 64	185	A Utah St.	64 53						
225	H Nevada	41 57	51	A New Mexico	73 82						
291	A Air Force	77 70	54	H Wyoming	56 63						
51	H New Mexico	77 70	269	H Colorado St.	57 54						
55	A Boise St.	76 83	242	A San Diego St.	87 81						
199	H UNLV	73 55	55	H Boise St.	60 72						

Non-Div I Games: Stanislaus St. 86 51 Fresno Pacific 90 51

Fresno St.

Loss, Non-Conf, S Site, H Home A Away N Neutral

Average RPI Win:	283	WON-LOST	WINNING	LAST 10	STRENGTH OF	OPP. STRENGTH	TEAM	ADJ.	CONF.	ADJ CONF.
Average RPI Loss:	153	RECORD	PCT. RANK	GAMES	SCHEDULE	OF SCHEDULE	RPI	RPI	RPI	RPI
DIV. I ONLY	15- 11	132	0- 1	320	248	211	211	27	27	
DIV. I NON-CONF.	7- 6	153	0- 0	269	241	207	207	24	24	
TOTALS	RPI 1-25	RPI 26-50	W-L RECORDS	RPI 51-100	RPI 101-150	RPI 150+				
15- 11	0- 2	0- 0	OVERALL	0- 2	0- 2	15- 5				
11- 2	0- 0	0- 0	HOME	0- 1	0- 1	11- 0				
3- 8	0- 2	0- 0	AWAY	0- 1	0- 1	3- 4				
1- 1	0- 0	0- 0	NEUTRAL	0- 0	0- 0	1- 1				
7- 6	0- 2	0- 0	NON-CONFERENCE	0- 2	0- 0	7- 2				
5- 1	0- 0	0- 0	HOME	0- 1	0- 0	5- 0				
1- 4	0- 2	0- 0	AWAY	0- 1	0- 0	1- 1				
1- 1	0- 0	0- 0	NEUTRAL	0- 0	0- 0	1- 1				
8- 5	0- 0	0- 0	CONFERENCE	0- 0	0- 2	8- 3				
6- 1	0- 0	0- 0	HOME	0- 0	0- 1	6- 0				
2- 4	0- 0	0- 0	AWAY	0- 0	0- 1	2- 3				
0- 0	0- 0	0- 0	NEUTRAL	0- 0	0- 0	0- 0				

RPI 1-25				RPI 26-50				RPI 51-100				RPI 101+ Team's RPI: 211			
RPI	S	Opponent	Score	RPI	S	Opponent	Score	RPI	S	Opponent	Score	RPI	S	Opponent	Score
9	A	Mississippi St.	41 106					60	H	Middle Tenn.	71 78	142	A	Mercer	62 66
16	A	South Carolina	53 66					98	A	Georgia	38 61	142	H	Mercer	60 75
												171	A	Chattanooga	53 73
												171	H	Chattanooga	61 54
												188	H	UNC Asheville	58 47
												233	N	Western Ill.	78 85
												248	A	ETSU	70 75
												248	H	ETSU	57 55
												251	H	Gardner-Webb	70 57
												272	A	Wofford	75 84
												272	H	Wofford	63 50
												279	H	Samford	57 36
												292	N	Fairfield	77 70
												295	A	Col. of Charleston	70 67
												297	A	Kennesaw St.	63 74
												298	A	UNC Greensboro	59 49
												298	H	UNC Greensboro	64 61
												305	H	Fla. Atlantic	73 57
												331	H	Presbyterian	76 68
												340	A	Western Caro.	53 28
												340	H	Western Caro.	65 55
												341	H	USC Upstate	78 67
LAST 12 Division I GAMES:															
142	A	Mercer	62 66	142	H	Mercer	60 75								
272	A	Wofford	75 84	279	H	Samford	57 36								
248	H	ETSU	57 55	272	H	Wofford	63 50								
171	H	Chattanooga	61 54	171	A	Chattanooga	53 73								
298	A	UNC Greensboro	59 49	248	A	ETSU	70 75								
340	A	Western Caro.	53 28	340	H	Western Caro.	65 55								

Non-Div I Games: Coker 71 42 North Greenville 74 78

Furman

Loss, Non-Conf, S Site, H Home A Away N Neutral

Ga. Southern

Through Games Of March 1, 2019

Average RPI Win:	268	WON-LOST	WINNING	LAST 10	STRENGTH OF	OPP. STRENGTH	TEAM	ADJ.	CONF.	ADJ CONF.
Average RPI Loss:	157	RECORD	PCT. RANK	GAMES	SCHEDULE	OF SCHEDULE	RPI	RPI	RPI	RPI
DIV. I ONLY	6- 20	303	0- 1	141	290	284	284	12	12	
DIV. I NON-CONF.	4- 6	212	0- 0	190	349	223	223	14	14	
TOTALS	RPI 1-25	RPI 26-50	W-L RECORDS	RPI 51-100	RPI 101-150	RPI 150+				
6- 20	0- 0	0- 0	OVERALL	0- 9	0- 4	6- 7				
3- 10	0- 0	0- 0	HOME	0- 3	0- 3	3- 4				
3- 10	0- 0	0- 0	AWAY	0- 6	0- 1	3- 3				
0- 0	0- 0	0- 0	NEUTRAL	0- 0	0- 0	0- 0				
4- 6	0- 0	0- 0	NON-CONFERENCE	0- 2	0- 2	4- 2				
2- 2	0- 0	0- 0	HOME	0- 0	0- 1	2- 1				
2- 4	0- 0	0- 0	AWAY	0- 2	0- 1	2- 1				
0- 0	0- 0	0- 0	NEUTRAL	0- 0	0- 0	0- 0				
2- 14	0- 0	0- 0	CONFERENCE	0- 7	0- 2	2- 5				
1- 8	0- 0	0- 0	HOME	0- 3	0- 2	1- 3				
1- 6	0- 0	0- 0	AWAY	0- 4	0- 0	1- 2				
0- 0	0- 0	0- 0	NEUTRAL	0- 0	0- 0	0- 0				

RPI 1-25				RPI 26-50				RPI 51-100				RPI 101+				Team's RPI: 284	
RPI	S	Opponent	Score	RPI	S	Opponent	Score	RPI	S	Opponent	Score	RPI	S	Opponent	Score		
								58	A	Virginia Tech	49	78	132	H	Georgia St.	66	83
								72	A	Little Rock	51	80	142	H	Mercer	72	79
								86	A	UT Arlington	48	81	145	A	Stony Brook	43	72
								86	H	UT Arlington	53	74	149	H	Appalachian St.	52	70
								94	A	Troy	78	100	162	H	Coastal Caro.	73	76
								94	H	Troy	81	97	168	A	Texas St.	65	55
								95	A	South Alabama	60	73	168	H	Texas St.	52	64
								95	H	South Alabama	53	69	205	H	Bethune-Cookman	77	76
								98	A	Georgia	38	81	261	A	Louisiana	48	59
													261	H	Louisiana	79	71
													272	H	Wofford	65	81
													293	H	Winthrop	64	55
													297	A	Kennesaw St.	59	78
													316	A	La.-Monroe	57	58
													316	H	La.-Monroe	62	80
													331	A	Presbyterian	69	68
													349	A	Savannah St.	82	71
LAST 12 Division I GAMES:																	
				72	A	Little Rock	51	80		261	H	Louisiana	79	71			
				149	H	Appalachian St.	52	70		132	H	Georgia St.	66	83			
				162	H	Coastal Caro.	73	76		168	A	Texas St.	65	55			
				94	A	Troy	78	100		86	A	UT Arlington	48	81			
				95	A	South Alabama	60	73		95	H	South Alabama	53	69			
				316	H	La.-Monroe	62	80		94	H	Troy	81	97			

Non-Div I Games: Coastal Ga. 68 46

Ga. Southern

■ Loss,
 ■ Non-Conf,
 ■ S Site,
 ■ Home
 ■ A Away
 N Neutral

Average RPI Win:	265	WON-LOST	WINNING	LAST 10	STRENGTH OF	OPP. STRENGTH	TEAM	ADJ.	CONF.	ADJ CONF.
Average RPI Loss:	196	RECORD	PCT. RANK	GAMES	SCHEDULE	OF SCHEDULE	RPI	RPI	RPI	RPI
DIV. I ONLY	11- 14	211	0- 1	275	319	251	251	28	28	
DIV. I NON-CONF.	3- 6	241	0- 0	216	306	240	240	29	29	
TOTALS	RPI 1-25	RPI 26-50	W-L RECORDS	RPI 51-100	RPI 101-150	RPI 150+				
11- 14	0- 0	0- 0	OVERALL	0- 2	0- 3	11- 9				
6- 5	0- 0	0- 0	HOME	0- 0	0- 2	6- 3				
5- 9	0- 0	0- 0	AWAY	0- 2	0- 1	5- 6				
0- 0	0- 0	0- 0	NEUTRAL	0- 0	0- 0	0- 0				
3- 6	0- 0	0- 0	NON-CONFERENCE	0- 1	0- 1	3- 4				
1- 2	0- 0	0- 0	HOME	0- 0	0- 1	1- 1				
2- 4	0- 0	0- 0	AWAY	0- 1	0- 0	2- 3				
0- 0	0- 0	0- 0	NEUTRAL	0- 0	0- 0	0- 0				
8- 8	0- 0	0- 0	CONFERENCE	0- 1	0- 2	8- 5				
5- 3	0- 0	0- 0	HOME	0- 0	0- 1	5- 2				
3- 5	0- 0	0- 0	AWAY	0- 1	0- 1	3- 3				
0- 0	0- 0	0- 0	NEUTRAL	0- 0	0- 0	0- 0				

RPI 1-25				RPI 26-50				RPI 51-100				RPI 101+				Team's RPI: 251	
RPI	S	Opponent	Score	RPI	S	Opponent	Score	RPI	S	Opponent	Score	RPI	S	Opponent	Score		
								77	A	Drexel	48 65	124	A	High Point	70 78		
								80	A	Radford	69 79	124	H	High Point	61 78		
												130	H	Morehead St.	69 84		
												152	A	Delaware	45 69		
												157	H	Davidson	54 49		
												188	H	UNC Asheville	69 59		
												197	A	Hampton	80 82		
												197	H	Hampton	68 46		
												211	A	Furman	57 70		
												215	A	Campbell	52 38		
												215	H	Campbell	63 69		
												223	A	Florida	60 58		
												237	H	Mt. St. Mary's	62 69		
												272	A	Wofford	53 59		
												293	A	Winthrop	65 52		
												293	H	Winthrop	62 64		
												294	A	Charleston So.	58 66		
												294	H	Charleston So.	75 65		
												331	A	Presbyterian	66 58		
												336	A	Longwood	79 85		
												336	H	Longwood	80 78		
												340	A	Western Caro.	62 52		
												341	H	USC Upstate	92 72		
LAST 12 Division I GAMES:																	
294	A	Charleston So.	58 66	80	A	Radford	69 79										
124	A	High Point	70 78	336	A	Longwood	79 85										
197	H	Hampton	68 46	294	H	Charleston So.	75 65										
215	H	Campbell	63 69	197	A	Hampton	80 82										
293	A	Winthrop	65 52	341	H	USC Upstate	92 72										
336	H	Longwood	80 78	293	H	Winthrop	62 64										

Non-Div I Games: Converse 79 51 Pfeiffer 82 46 Warren Wilson 100 37

Gardner-Webb

George Mason

Through Games Of March 1, 2019

Average RPI Win:	238	WON-LOST	WINNING	LAST 10	STRENGTH OF	OPP. STRENGTH	TEAM	ADJ.	CONF.	ADJ CONF.
Average RPI Loss:	159	RECORD	PCT. RANK	GAMES	SCHEDULE	OF SCHEDULE	RPI	RPI	RPI	RPI
DIV. I ONLY	16- 12	136	1- 0	316	157	195	195	17	17	
DIV. I NON-CONF.	8- 5	119	0- 0	310	199	189	189	16	16	
TOTALS	RPI 1-25	RPI 26-50	W-L RECORDS	RPI 51-100	RPI 101-150	RPI 150+				
16- 12	0- 0	0- 0	OVERALL	0- 1	1- 5	15- 6				
10- 4	0- 0	0- 0	HOME	0- 0	1- 3	9- 1				
6- 8	0- 0	0- 0	AWAY	0- 1	0- 2	6- 5				
0- 0	0- 0	0- 0	NEUTRAL	0- 0	0- 0	0- 0				
8- 5	0- 0	0- 0	NON-CONFERENCE	0- 1	0- 2	8- 2				
5- 1	0- 0	0- 0	HOME	0- 0	0- 1	5- 0				
3- 4	0- 0	0- 0	AWAY	0- 1	0- 1	3- 2				
0- 0	0- 0	0- 0	NEUTRAL	0- 0	0- 0	0- 0				
8- 7	0- 0	0- 0	CONFERENCE	0- 0	1- 3	7- 4				
5- 3	0- 0	0- 0	HOME	0- 0	1- 2	4- 1				
3- 4	0- 0	0- 0	AWAY	0- 0	0- 1	3- 3				
0- 0	0- 0	0- 0	NEUTRAL	0- 0	0- 0	0- 0				

RPI S	Opponent	Score	RPI S	Opponent	Score	RPI S	Opponent	Score	RPI S	Opponent	Score	Team's RPI: 195
						71	A American	71 86	101	H Houston	56 66	
									106	H VCU	38 62	
									111	A Fordham	53 64	
									120	H Dayton	54 51	
									134	H Duquesne	57 60	
									147	A Kansas	56 77	
									152	H Delaware	72 46	
									157	A Davidson	59 67	
									163	A Washington	52 81	
									179	A Saint Louis	53 60	
									190	H UMES	70 49	
									193	A George Washington	64 60	
									193	H George Washington	61 46	
									220	A Howard	59 73	
									226	A UMKC	91 84	
									227	A Massachusetts	70 52	
									236	H Saint Joseph's	68 59	
									247	H Colgate	64 61	
									253	H Rhode Island	75 69	
									258	A St. Bonaventure	55 64	
									258	H St. Bonaventure	57 68	
									275	A Richmond	67 52	
									288	H La Salle	59 42	
									291	A Air Force	78 71	
									295	H Col. of Charleston	66 52	
									296	H Loyola Maryland	70 38	
LAST 12 Division I GAMES:												
236	H	Saint Joseph's	68	59	193	H	George Washington	61	46			
120	H	Dayton	54	51	258	A	St. Bonaventure	55	64			
275	A	Richmond	67	52	179	A	Saint Louis	53	60			
106	H	VCU	38	62	253	H	Rhode Island	75	69			
288	H	La Salle	59	42	193	A	George Washington	64	60			
111	A	Fordham	53	64	227	A	Massachusetts	70	52			

Non-Div I Games:

George Mason

■ Loss,
 ■ Non-Conf,
 ■ S Site,
 ■ H Home
 ■ A Away
 N Neutral

RPI	S	Opponent	Score
333	A	Eastern Ky.	91 75

G
e
o
r
g
e
M
a
s
o
n

G
e
o
r
g
e
M
a
s
o
n

George Mason

George Washington

Through Games Of March 1, 2019

Average RPI Win:	176	WON-LOST	WINNING	LAST 10	STRENGTH OF	OPP. STRENGTH	TEAM	ADJ.	CONF.	ADJ CONF.
Average RPI Loss:	136	RECORD	PCT. RANK	GAMES	SCHEDULE	OF SCHEDULE	RPI	RPI	RPI	RPI
DIV. I ONLY	10- 18	257	0- 1	83	149	193	193	17	17	
DIV. I NON-CONF.	3- 10	278	0- 0	37	93	214	214	16	16	
TOTALS	RPI 1-25	RPI 26-50	W-L RECORDS	RPI 51-100	RPI 101-150	RPI 150+				
10- 18	0- 2	0- 3	OVERALL	1- 0	4- 5	5- 8				
6- 9	0- 1	0- 1	HOME	1- 0	3- 3	2- 4				
4- 7	0- 0	0- 1	AWAY	0- 0	1- 2	3- 4				
0- 2	0- 1	0- 1	NEUTRAL	0- 0	0- 0	0- 0				
3- 10	0- 2	0- 3	NON-CONFERENCE	1- 0	1- 2	1- 3				
3- 4	0- 1	0- 1	HOME	1- 0	1- 1	1- 1				
0- 4	0- 0	0- 1	AWAY	0- 0	0- 1	0- 2				
0- 2	0- 1	0- 1	NEUTRAL	0- 0	0- 0	0- 0				
7- 8	0- 0	0- 0	CONFERENCE	0- 0	3- 3	4- 5				
3- 5	0- 0	0- 0	HOME	0- 0	2- 2	1- 3				
4- 3	0- 0	0- 0	AWAY	0- 0	1- 1	3- 2				
0- 0	0- 0	0- 0	NEUTRAL	0- 0	0- 0	0- 0				

RPI 1-25				RPI 26-50				RPI 51-100				RPI 101+ Team's RPI: 193			
RPI	S	Opponent	Score	RPI	S	Opponent	Score	RPI	S	Opponent	Score	RPI	S	Opponent	Score
7	N	NC State	61 69	36	A	James Madison	37 50	59	H	Princeton	64 49	106	H	VCU	57 48
14	H	Maryland	30 69	42	N	Georgia Tech	55 70					110	H	Towson	76 63
				43	H	Villanova	45 60					111	H	Fordham	38 50
												120	A	Dayton	53 62
												120	H	Dayton	46 45
												123	A	South Fla.	30 63
												134	A	Duquesne	55 54
												134	H	Duquesne	53 64
												142	H	Mercer	53 61
												155	A	William & Mary	59 73
												157	H	Davidson	42 62
												179	A	Saint Louis	44 60
												195	A	George Mason	46 61
												195	H	George Mason	60 64
												206	H	Memphis	51 38
												227	A	Massachusetts	66 59
												234	H	Monmouth	51 55
												236	H	Saint Joseph's	38 41
												253	A	Rhode Island	64 59
												258	H	St. Bonaventure	57 44
												288	A	La Salle	67 59
												323	A	Iona	43 52
LAST 12 Division I GAMES:															
134	H	Duquesne	53 64	179	A	Saint Louis	44 60								
258	H	St. Bonaventure	57 44	157	H	Davidson	42 62								
227	A	Massachusetts	66 59	134	A	Duquesne	55 54								
120	A	Dayton	53 62	106	H	VCU	57 48								
236	H	Saint Joseph's	38 41	195	H	George Mason	60 64								
195	A	George Mason	46 61	288	A	La Salle	67 59								

Non-Div I Games:

George Washington

■ Loss,
 ■ Non-Conf,
 ■ S Site,
 ■ H Home
 ■ A Away
 N Neutral

Georgetown

Through Games Of March 1, 2019

Average RPI Win:	146	WON-LOST	WINNING	LAST 10	STRENGTH OF	OPP. STRENGTH	TEAM	ADJ.	CONF.	ADJ CONF.
Average RPI Loss:	50	RECORD	PCT. RANK	GAMES	SCHEDULE	OF SCHEDULE	RPI	RPI	RPI	RPI
DIV. I ONLY	14- 14	170	1- 0	16	59	81	81	6	6	
DIV. I NON-CONF.	6- 5	143	0- 0	26	65	77	77	4	4	
TOTALS	RPI 1-25	RPI 26-50	W-L RECORDS	RPI 51-100	RPI 101-150	RPI 150+				
14- 14	0- 6	1- 3	OVERALL	2- 2	6- 3	5- 0				
10- 5	0- 3	1- 0	HOME	1- 1	5- 1	3- 0				
4- 7	0- 2	0- 2	AWAY	1- 1	1- 2	2- 0				
0- 2	0- 1	0- 1	NEUTRAL	0- 0	0- 0	0- 0				
6- 5	0- 2	0- 2	NON-CONFERENCE	0- 0	2- 1	4- 0				
4- 2	0- 1	0- 0	HOME	0- 0	2- 1	2- 0				
2- 1	0- 0	0- 1	AWAY	0- 0	0- 0	2- 0				
0- 2	0- 1	0- 1	NEUTRAL	0- 0	0- 0	0- 0				
8- 9	0- 4	1- 1	CONFERENCE	2- 2	4- 2	1- 0				
6- 3	0- 2	1- 0	HOME	1- 1	3- 0	1- 0				
2- 6	0- 2	0- 1	AWAY	1- 1	1- 2	0- 0				
0- 0	0- 0	0- 0	NEUTRAL	0- 0	0- 0	0- 0				

RPI 1-25				RPI 26-50				RPI 51-100				RPI 101+			
RPI	S	Opponent	Score	RPI	S	Opponent	Score	RPI	S	Opponent	Score	RPI	S	Opponent	Score
2	N	Baylor	46 67	36	A	James Madison	57 69	63	A	Butler	72 42	106	H	VCU	45 47
7	H	NC State	65 76	37	N	Buffalo	64 73	63	H	Butler	50 59	107	A	St. John's (NY)	51 59
12	A	Marquette	52 59	43	A	Villanova	43 91	93	A	Creighton	38 65	107	H	St. John's (NY)	82 80
12	H	Marquette	62 72	43	H	Villanova	68 63	93	H	Creighton	62 53	111	H	Fordham	58 38
24	A	DePaul	71 76									117	A	Providence	68 52
24	H	DePaul	64 69									117	H	Providence	61 56
												122	H	Pittsburgh	70 41
												140	A	Seton Hall	63 76
												140	H	Seton Hall	51 43
												177	A	Rider	79 49
												190	H	UMES	74 55
												194	H	Xavier	68 61
												275	A	Richmond	73 53
												296	H	Loyola Maryland	45 30
LAST 12 Division I GAMES:															
63	A	Butler	72 42	117	H	Providence	61 56								
107	H	St. John's (NY)	82 80	93	H	Creighton	62 53								
140	H	Seton Hall	51 43	140	A	Seton Hall	63 76								
43	A	Villanova	43 91	107	A	St. John's (NY)	51 59								
24	A	DePaul	71 76	43	H	Villanova	68 63								
12	A	Marquette	52 59	12	H	Marquette	62 72								

Non-Div I Games:

Georgetown

■ Loss,
■ Non-Conf,
■ S Site,
■ H Home
■ A Away
N Neutral

Average RPI Win:	209	WON-LOST	WINNING	LAST 10	STRENGTH OF	OPP. STRENGTH	TEAM	ADJ.	CONF.	ADJ CONF.
Average RPI Loss:	40	RECORD	PCT. RANK	GAMES	SCHEDULE	OF SCHEDULE	RPI	RPI	RPI	RPI
DIV. I ONLY	18- 10	95	1- 0	141	74	98	98	5	5	
DIV. I NON-CONF.	9- 4	85	0- 0	250	215	139	139	5	5	
TOTALS	RPI 1-25	RPI 26-50	W-L RECORDS	RPI 51-100	RPI 101-150	RPI 150+				
18- 10	0- 4	0- 5	OVERALL	4- 0	1- 0	13- 1				
13- 2	0- 1	0- 0	HOME	3- 0	1- 0	9- 1				
4- 7	0- 2	0- 5	AWAY	1- 0	0- 0	3- 0				
1- 1	0- 1	0- 0	NEUTRAL	0- 0	0- 0	1- 0				
9- 4	0- 1	0- 3	NON-CONFERENCE	0- 0	1- 0	8- 0				
8- 0	0- 0	0- 0	HOME	0- 0	1- 0	7- 0				
0- 3	0- 0	0- 3	AWAY	0- 0	0- 0	0- 0				
1- 1	0- 1	0- 0	NEUTRAL	0- 0	0- 0	1- 0				
9- 6	0- 3	0- 2	CONFERENCE	4- 0	0- 0	5- 1				
5- 2	0- 1	0- 0	HOME	3- 0	0- 0	2- 1				
4- 4	0- 2	0- 2	AWAY	1- 0	0- 0	3- 0				
0- 0	0- 0	0- 0	NEUTRAL	0- 0	0- 0	0- 0				

RPI 1-25				RPI 26-50				RPI 51-100				Team's RPI: 98	RPI 101+			
RPI	S	Opponent	Score	RPI	S	Opponent	Score	RPI	S	Opponent	Score		RPI	S	Opponent	Score
9	A	Mississippi St.	71 80	27	A	Missouri	35 61	61	H	LSU	63 50		142	H	Mercer	67 60
14	N	Maryland	51 58	30	A	UCLA	69 80	65	H	Tennessee	66 62		153	A	Alabama	76 67
16	A	South Carolina	57 65	42	A	Georgia Tech	53 63	99	A	Arkansas	80 72		153	H	Alabama	53 58
17	H	Texas A&M	66 76	43	A	Villanova	56 62	99	H	Arkansas	93 83		178	A	Vanderbilt	71 64
				50	A	Auburn	58 59						211	H	Furman	61 38
													212	H	Ole Miss	78 56
													223	A	Florida	69 57
													223	H	Florida	93 58
													258	H	St. Bonaventure	67 40
													284	H	Ga. Southern	81 38
													293	H	Winthrop	85 39
													294	H	Charleston So.	83 75
													308	N	Morgan St.	60 33
													327	H	Lipscomb	77 45
													331	H	Presbyterian	83 59
LAST 12 Division I GAMES:																
223	A	Florida	69 57	50	A	Auburn	58 59									
153	A	Alabama	76 67	99	A	Arkansas	80 72									
99	H	Arkansas	93 83	153	H	Alabama	53 58									
212	H	Ole Miss	78 56	17	H	Texas A&M	66 76									
16	A	South Carolina	57 65	27	A	Missouri	35 61									
223	H	Florida	93 58	65	H	Tennessee	66 62									

Non-Div I Games:

Georgia

■ Loss,
 ■ Non-Conf,
 ■ S Site,
 ■ H Home
 ■ A Away
 N Neutral

Average RPI Win:	151	WON-LOST	WINNING	LAST 10	STRENGTH OF	OPP. STRENGTH	TEAM	ADJ.	CONF.	ADJ CONF.
Average RPI Loss:	41	RECORD	PCT. RANK	GAMES	SCHEDULE	OF SCHEDULE	RPI	RPI	RPI	RPI
DIV. I ONLY	17- 11	112	0- 1	39	20	42	42	1	1	
DIV. I NON-CONF.	10- 3	59	0- 0	157	170	62	62	1	1	
TOTALS	RPI 1-25	RPI 26-50	W-L RECORDS	RPI 51-100	RPI 101-150	RPI 150+				
17- 11	1- 6	0- 1	OVERALL	4- 1	7- 3	5- 0				
11- 2	1- 2	0- 0	HOME	4- 0	2- 0	4- 0				
3- 8	0- 4	0- 1	AWAY	0- 1	3- 2	0- 0				
3- 1	0- 0	0- 0	NEUTRAL	0- 0	2- 1	1- 0				
10- 3	0- 1	0- 0	NON-CONFERENCE	1- 0	4- 2	5- 0				
6- 0	0- 0	0- 0	HOME	1- 0	1- 0	4- 0				
1- 2	0- 1	0- 0	AWAY	0- 0	1- 1	0- 0				
3- 1	0- 0	0- 0	NEUTRAL	0- 0	2- 1	1- 0				
7- 8	1- 5	0- 1	CONFERENCE	3- 1	3- 1	0- 0				
5- 2	1- 2	0- 0	HOME	3- 0	1- 0	0- 0				
2- 6	0- 3	0- 1	AWAY	0- 1	2- 1	0- 0				
0- 0	0- 0	0- 0	NEUTRAL	0- 0	0- 0	0- 0				

RPI S	Opponent	Score	RPI S	Opponent	Score	RPI S	Opponent	Score	RPI S	Opponent	Score
1	A Notre Dame	50 90	33	A North Carolina	90 91	52	A Clemson	61 71	101	A Houston	89 95
1	H Notre Dame	55 76				52	H Clemson	75 53	102	A Virginia	45 53
3	A Louisville	44 61				58	H Virginia Tech	76 68	112	N Idaho St.	74 51
7	H NC State	60 68				82	H Duke	70 64	115	A Boston College	81 76
10	H Syracuse	65 55				98	H Georgia	63 53	120	N Dayton	66 85
14	A Maryland	54 67							122	H Pittsburgh	67 55
19	A Miami (FL)	56 69							132	A Georgia St.	78 71
									140	N Seton Hall	84 73
									143	A Wake Forest	60 46
									149	H Appalachian St.	71 53
									193	N George Washington	70 55
									260	H Alabama St.	69 42
									272	H Wofford	81 40
									297	H Kennesaw St.	60 35
									340	H Western Caro.	84 49
LAST 12 Division I GAMES:											
19	A Miami (FL)	56 69	1	A Notre Dame	50 90						
102	A Virginia	45 53	33	A North Carolina	90 91						
52	H Clemson	75 53	7	H NC State	60 68						
58	H Virginia Tech	76 68	10	H Syracuse	65 55						
143	A Wake Forest	60 46	52	A Clemson	61 71						
122	H Pittsburgh	67 55	3	A Louisville	44 61						

Non-Div I Games:

Georgia Tech

■ Loss,
■ Non-Conf,
■ S Site,
■ H Home
■ A Away
N Neutral

Gonzaga

Through Games Of March 1, 2019

Average RPI Win:	141	WON-LOST	WINNING	LAST 10	STRENGTH OF	OPP. STRENGTH	TEAM	ADJ.	CONF.	ADJ CONF.
Average RPI Loss:	22	RECORD	PCT. RANK	GAMES	SCHEDULE	OF SCHEDULE	RPI	RPI	RPI	RPI
DIV. I ONLY	26- 3	5	1- 0	71	63	13	13	8	8	
DIV. I NON-CONF.	11- 1	13	1- 0	51	5	11	11	7	7	
TOTALS	RPI 1-25	RPI 26-50	W-L RECORDS	RPI 51-100	RPI 101-150	RPI 150+				
26- 3	1- 1	1- 2	OVERALL	8- 0	4- 0	12- 0				
13- 1	1- 0	0- 1	HOME	4- 0	2- 0	6- 0				
11- 1	0- 0	0- 1	AWAY	4- 0	1- 0	6- 0				
2- 1	0- 1	1- 0	NEUTRAL	0- 0	1- 0	0- 0				
11- 1	1- 1	1- 0	NON-CONFERENCE	2- 0	3- 0	4- 0				
6- 0	1- 0	0- 0	HOME	1- 0	2- 0	2- 0				
3- 0	0- 0	0- 0	AWAY	1- 0	0- 0	2- 0				
2- 1	0- 1	1- 0	NEUTRAL	0- 0	1- 0	0- 0				
15- 2	0- 0	0- 2	CONFERENCE	6- 0	1- 0	8- 0				
7- 1	0- 0	0- 1	HOME	3- 0	0- 0	4- 0				
8- 1	0- 0	0- 1	AWAY	3- 0	1- 0	4- 0				
0- 0	0- 0	0- 0	NEUTRAL	0- 0	0- 0	0- 0				

RPI 1-25				RPI 26-50				RPI 51-100				RPI 101+			
RPI	S	Opponent	Score	RPI	S	Opponent	Score	RPI	S	Opponent	Score	RPI	S	Opponent	Score
1	N	Notre Dame	65 81	26	N	Rutgers	57 40	53	A	Saint Mary's (CA)	66 52	109	A	Loyola Marymount	78 53
4	H	Stanford	79 73	32	A	BYU	68 70	53	H	Saint Mary's (CA)	74 62	112	H	Idaho St.	70 51
				32	H	BYU	64 66	57	A	Missouri St.	70 67	121	N	Western Ky.	76 55
								75	H	Idaho	88 51	146	H	Washington St.	76 53
								96	A	Pepperdine	79 54	165	A	Santa Clara	74 61
								96	H	Pepperdine	83 60	165	H	Santa Clara	78 61
								97	A	Pacific	63 51	170	H	Montana	76 52
								97	H	Pacific	88 65	183	A	Eastern Wash.	63 51
												186	A	Portland	93 62
												186	H	Portland	97 71
												199	A	UNLV	70 59
												239	A	San Francisco	64 44
												239	H	San Francisco	78 51
												266	A	San Diego	86 61
												266	H	San Diego	71 44
												269	H	Colorado St.	50 39
LAST 12 Division I GAMES:															
121	N	Western Ky.	76 55	266	H	San Diego	71 44								
26	N	Rutgers	57 40	186	A	Portland	93 62								
96	H	Pepperdine	83 60	53	A	Saint Mary's (CA)	66 52								
239	A	San Francisco	64 44	97	A	Pacific	63 51								
165	A	Santa Clara	74 61	165	H	Santa Clara	78 61								
32	H	BYU	64 66	239	H	San Francisco	78 51								

Non-Div I Games:

Gonzaga

■ Loss,
 ■ Non-Conf, S Site,
 ■ Home
 ■ Away
 N Neutral

Average RPI Win:	248	WON-LOST	WINNING	LAST 10	STRENGTH OF	OPP. STRENGTH	TEAM	ADJ.	CONF.	ADJ CONF.
Average RPI Loss:	170	RECORD	PCT. RANK	GAMES	SCHEDULE	OF SCHEDULE	RPI	RPI	RPI	RPI
DIV. I ONLY	12- 14	197	0- 1	254	278	200	200	29	29	
DIV. I NON-CONF.	3- 9	271	0- 0	99	80	199	199	28	28	
TOTALS	RPI 1-25	RPI 26-50	W-L RECORDS	RPI 51-100	RPI 101-150	RPI 150+				
12- 14	0- 0	1- 2	OVERALL	0- 1	1- 3	10- 8				
5- 3	0- 0	0- 0	HOME	0- 0	0- 0	5- 3				
5- 10	0- 0	0- 1	AWAY	0- 1	0- 3	5- 5				
2- 1	0- 0	1- 1	NEUTRAL	0- 0	1- 0	0- 0				
3- 9	0- 0	1- 2	NON-CONFERENCE	0- 1	1- 3	1- 3				
1- 0	0- 0	0- 0	HOME	0- 0	0- 0	1- 0				
0- 8	0- 0	0- 1	AWAY	0- 1	0- 3	0- 3				
2- 1	0- 0	1- 1	NEUTRAL	0- 0	1- 0	0- 0				
9- 5	0- 0	0- 0	CONFERENCE	0- 0	0- 0	9- 5				
4- 3	0- 0	0- 0	HOME	0- 0	0- 0	4- 3				
5- 2	0- 0	0- 0	AWAY	0- 0	0- 0	5- 2				
0- 0	0- 0	0- 0	NEUTRAL	0- 0	0- 0	0- 0				

[illegible]

Non-Div I Games:

Grambling

Loss, Non-Conf, S Site, H Home A Away N Neutral

Grand Canyon

Through Games Of March 1, 2019

Average RPI Win:	288	WON-LOST	WINNING	LAST 10	STRENGTH OF	OPP. STRENGTH	TEAM	ADJ.	CONF.	ADJ CONF.
Average RPI Loss:	223	RECORD	PCT. RANK	GAMES	SCHEDULE	OF SCHEDULE	RPI	RPI	RPI	RPI
DIV. I ONLY	6- 17	292	0- 1	333	325	335	335	30	30	
DIV. I NON-CONF.	2- 8	293	0- 0	325	266	346	346	30	30	
TOTALS	RPI 1-25	RPI 26-50	W-L RECORDS	RPI 51-100	RPI 101-150	RPI 150+				
6- 17	0- 0	0- 0	OVERALL	0- 0	1- 3	5- 14				
5- 6	0- 0	0- 0	HOME	0- 0	1- 1	4- 5				
1- 11	0- 0	0- 0	AWAY	0- 0	0- 2	1- 9				
0- 0	0- 0	0- 0	NEUTRAL	0- 0	0- 0	0- 0				
2- 8	0- 0	0- 0	NON-CONFERENCE	0- 0	0- 2	2- 6				
2- 3	0- 0	0- 0	HOME	0- 0	0- 1	2- 2				
0- 5	0- 0	0- 0	AWAY	0- 0	0- 1	0- 4				
0- 0	0- 0	0- 0	NEUTRAL	0- 0	0- 0	0- 0				
4- 9	0- 0	0- 0	CONFERENCE	0- 0	1- 1	3- 8				
3- 3	0- 0	0- 0	HOME	0- 0	1- 0	2- 3				
1- 6	0- 0	0- 0	AWAY	0- 0	0- 1	1- 5				
0- 0	0- 0	0- 0	NEUTRAL	0- 0	0- 0	0- 0				

RPI 1-25			RPI 26-50			RPI 51-100			RPI 101+ Team's RPI: 335		
RPI	S	Opponent	Score	RPI	S	Opponent	Score	RPI	S	Opponent	Score
								125	A	UNCW	55 77
								133	A	New Mexico St.	52 81
								133	H	New Mexico St.	54 51
								137	H	Portland St.	55 60
								165	A	Santa Clara	55 75
								170	H	Montana	47 69
								210	H	Indiana St.	81 88
								221	A	East Carolina	47 59
								226	A	UMKC	45 73
								226	H	UMKC	56 65
								235	A	UTRGV	42 49
								235	H	UTRGV	50 66
								254	A	California Baptist	50 93
								254	H	California Baptist	75 71
								264	H	CSU Bakersfield	46 59
								273	A	Utah Valley	46 57
								274	A	Long Beach St.	50 57
								299	A	UC Santa Barbara	55 66
								303	H	Incarinate Word	74 63
								344	A	Seattle U	74 73
								346	H	LIU Brooklyn	65 62
								350	A	Chicago St.	48 50
								350	H	Chicago St.	84 49
LAST 12 Division I GAMES:											
254	A	California Baptist	50 93	254	H	California Baptist	75 71				
350	H	Chicago St.	84 49	226	A	UMKC	45 73				
226	H	UMKC	56 65	350	A	Chicago St.	48 50				
133	A	New Mexico St.	52 81	235	H	UTRGV	50 66				
235	A	UTRGV	42 49	133	H	New Mexico St.	54 51				
264	H	CSU Bakersfield	46 59	344	A	Seattle U	74 73				

Non-Div I Games:

Grand Canyon

■ Loss,
■ Non-Conf, S Site,
■ Home
■ Away
N Neutral

Average RPI Win:	210	WON-LOST	WINNING	LAST 10	STRENGTH OF	OPP. STRENGTH	TEAM	ADJ.	CONF.	ADJ CONF.
Average RPI Loss:	67	RECORD	PCT. RANK	GAMES	SCHEDULE	OF SCHEDULE	RPI	RPI	RPI	RPI
DIV. I ONLY	18- 8	70	1- 0	104	163	68	68	20	20	
DIV. I NON-CONF.	4- 5	190	0- 0	4	15	40	40	18	18	
TOTALS	RPI 1-25	RPI 26-50	W-L RECORDS	RPI 51-100	RPI 101-150	RPI 150+				
18- 8	0- 2	1- 2	OVERALL	2- 1	3- 3	12- 0				
11- 2	0- 0	0- 0	HOME	2- 0	2- 2	7- 0				
7- 6	0- 2	1- 2	AWAY	0- 1	1- 1	5- 0				
0- 0	0- 0	0- 0	NEUTRAL	0- 0	0- 0	0- 0				
4- 5	0- 2	1- 2	NON-CONFERENCE	1- 0	1- 1	1- 0				
3- 1	0- 0	0- 0	HOME	1- 0	1- 1	1- 0				
1- 4	0- 2	1- 2	AWAY	0- 0	0- 0	0- 0				
0- 0	0- 0	0- 0	NEUTRAL	0- 0	0- 0	0- 0				
14- 3	0- 0	0- 0	CONFERENCE	1- 1	2- 2	11- 0				
8- 1	0- 0	0- 0	HOME	1- 0	1- 1	6- 0				
6- 2	0- 0	0- 0	AWAY	0- 1	1- 1	5- 0				
0- 0	0- 0	0- 0	NEUTRAL	0- 0	0- 0	0- 0				

RPI 1-25				RPI 26-50				RPI 51-100				RPI 101+			
RPI	S	Opponent	Score	RPI	S	Opponent	Score	RPI	S	Opponent	Score	RPI	S	Opponent	Score
12	A	Marquette	54 80	27	A	Missouri	56 49	56	H	Maine	70 39	113	H	Northwestern	55 57
24	A	DePaul	64 73	29	A	South Dakota St.	47 77	67	A	Wright St.	67 85	119	A	Youngstown St.	59 70
				35	A	South Dakota	49 55	67	H	Wright St.	56 37	119	H	Youngstown St.	60 42
												120	H	Dayton	51 35
												138	A	IUPUI	45 43
												138	H	IUPUI	63 67
												187	H	Wisconsin	55 46
												192	A	Milwaukee	76 62
												192	H	Milwaukee	59 45
												240	A	Northern Ky.	81 61
												240	H	Northern Ky.	70 42
												285	A	Cleveland St.	76 63
												285	H	Cleveland St.	62 53
												313	A	Oakland	77 53
												313	H	Oakland	72 32
												332	A	Detroit Mercy	65 40
												332	H	Detroit Mercy	82 37
												339	H	UIC	62 32
LAST 12 Division I GAMES:															
138	A	IUPUI	45 43	240	H	Northern Ky.	70 42								
332	H	Detroit Mercy	82 37	192	H	Milwaukee	59 45								
313	H	Oakland	72 32	138	H	IUPUI	63 67								
285	A	Cleveland St.	76 63	339	H	UIC	62 32								
119	A	Youngstown St.	59 70	313	A	Oakland	77 53								
67	H	Wright St.	56 37	332	A	Detroit Mercy	65 40								

Non-Div I Games: Wis.-Parkside 81 32

Green Bay

■ Loss,
 ■ Non-Conf, S Site,
 ■ Home
 ■ Away
 N Neutral

Hampton

Through Games Of March 1, 2019

Average RPI Win:	258	WON-LOST	WINNING	LAST 10	STRENGTH OF	OPP. STRENGTH	TEAM	ADJ.	CONF.	ADJ CONF.
Average RPI Loss:	186	RECORD	PCT. RANK	GAMES	SCHEDULE	OF SCHEDULE	RPI	RPI	RPI	RPI
DIV. I ONLY	14- 11	143	0- 1	304	277	197	197	28	28	
DIV. I NON-CONF.	3- 7	256	0- 1	211	152	271	271	29	29	
TOTALS	RPI 1-25	RPI 26-50	W-L RECORDS	RPI 51-100	RPI 101-150	RPI 150+				
14- 11	0- 1	1- 0	OVERALL	1- 1	0- 1	12- 8				
8- 3	0- 0	1- 0	HOME	1- 0	0- 0	6- 3				
6- 6	0- 1	0- 0	AWAY	0- 0	0- 1	6- 4				
0- 2	0- 0	0- 0	NEUTRAL	0- 1	0- 0	0- 1				
3- 7	0- 1	1- 0	NON-CONFERENCE	0- 1	0- 0	2- 5				
2- 2	0- 0	1- 0	HOME	0- 0	0- 0	1- 2				
1- 3	0- 1	0- 0	AWAY	0- 0	0- 0	1- 2				
0- 2	0- 0	0- 0	NEUTRAL	0- 1	0- 0	0- 1				
11- 4	0- 0	0- 0	CONFERENCE	1- 0	0- 1	10- 3				
6- 1	0- 0	0- 0	HOME	1- 0	0- 0	5- 1				
5- 3	0- 0	0- 0	AWAY	0- 0	0- 1	5- 2				
0- 0	0- 0	0- 0	NEUTRAL	0- 0	0- 0	0- 0				

RPI 1-25				RPI 26-50				RPI 51-100				RPI 101+ Team's RPI: 197			
RPI	S	Opponent	Score	RPI	S	Opponent	Score	RPI	S	Opponent	Score	RPI	S	Opponent	Score
7	A	NC State	51 83	36	H	James Madison	72 65	79	N	SFA	68 70	124	A	High Point	73 82
								80	H	Radford	68 54	171	H	Chattanooga	50 58
												188	A	UNC Asheville	61 58
												204	A	Cornell	53 79
												215	A	Campbell	46 52
												215	H	Campbell	61 50
												219	H	Elon	62 77
												230	A	Columbia	63 88
												251	A	Gardner-Webb	46 68
												251	H	Gardner-Webb	82 80
												257	N	Sacramento St.	61 65
												279	H	Samford	64 57
												293	A	Winthrop	84 63
												294	A	Charleston So.	74 66
												294	H	Charleston So.	57 72
												305	A	Fla. Atlantic	72 68
												331	A	Presbyterian	82 68
												331	H	Presbyterian	79 62
												336	A	Longwood	86 70
												336	H	Longwood	66 40
												341	H	USC Upstate	67 43
LAST 12 Division I GAMES:															
257	N	Sacramento St.	61 65	331	H	Presbyterian	79 62								
331	A	Presbyterian	82 68	124	A	High Point	73 82								
336	A	Longwood	86 70	341	H	USC Upstate	67 43								
251	A	Gardner-Webb	46 68	251	H	Gardner-Webb	82 80								
294	H	Charleston So.	57 72	293	A	Winthrop	84 63								
215	H	Campbell	61 50	215	A	Campbell	46 52								

Non-Div I Games: Mid-Atlantic Christ115 48

Hampton

■ Loss,
 ■ Non-Conf,
 ■ S Site,
 ■ Home
 ■ A Away
 N Neutral

Hartford

Through Games Of March 1, 2019

Average RPI Win:	251	WON-LOST	WINNING	LAST 10	STRENGTH OF	OPP. STRENGTH	TEAM	ADJ.	CONF.	ADJ CONF.
Average RPI Loss:	75	RECORD	PCT. RANK	GAMES	SCHEDULE	OF SCHEDULE	RPI	RPI	RPI	RPI
DIV. I ONLY	20- 9	76	0- 1	185	196	114	114	23	23	
DIV. I NON-CONF.	7- 7	162	0- 1	115	84	132	132	25	25	
TOTALS	RPI 1-25	RPI 26-50	W-L RECORDS	RPI 51-100	RPI 101-150	RPI 150+				
20- 9	0- 2	0- 2	OVERALL	2- 3	2- 1	16- 1				
12- 2	0- 0	0- 1	HOME	2- 1	1- 0	9- 0				
8- 5	0- 1	0- 1	AWAY	0- 2	1- 0	7- 1				
0- 2	0- 1	0- 0	NEUTRAL	0- 0	0- 1	0- 0				
7- 7	0- 2	0- 2	NON-CONFERENCE	1- 2	0- 1	6- 0				
4- 2	0- 0	0- 1	HOME	1- 1	0- 0	3- 0				
3- 3	0- 1	0- 1	AWAY	0- 1	0- 0	3- 0				
0- 2	0- 1	0- 0	NEUTRAL	0- 0	0- 1	0- 0				
13- 2	0- 0	0- 0	CONFERENCE	1- 1	2- 0	10- 1				
8- 0	0- 0	0- 0	HOME	1- 0	1- 0	6- 0				
5- 2	0- 0	0- 0	AWAY	0- 1	1- 0	4- 1				
0- 0	0- 0	0- 0	NEUTRAL	0- 0	0- 0	0- 0				

RPI 1-25				RPI 26-50				RPI 51-100				RPI 101+ Team's RPI: 114			
RPI	S	Opponent	Score	RPI	S	Opponent	Score	RPI	S	Opponent	Score	RPI	S	Opponent	Score
3	N	Louisville	69 86	40	H	Michigan St.	66 74	51	A	New Mexico	65 72	145	A	Stony Brook	64 36
19	A	Miami (FL)	62 75	43	A	Villanova	41 59	56	A	Maine	58 78	145	H	Stony Brook	73 62
								56	H	Maine	49 46	150	N	Southern Ill.	50 72
								59	H	Princeton	38 75	155	H	William & Mary	50 45
								83	H	Harvard	73 60	243	H	Albany (NY)	82 35
												250	A	Binghamton	62 73
												250	H	Binghamton	63 50
												253	A	Rhode Island	65 51
												283	A	Vermont	76 48
												283	H	Vermont	61 32
												300	H	Bryant	67 57
												308	H	Morgan St.	80 59
												309	A	UMBC	66 52
												309	H	UMBC	92 47
												314	A	New Hampshire	66 48
												314	H	New Hampshire	56 49
												318	A	NJIT	84 53
												319	A	Central Conn. St.	54 52
												321	A	UMass Lowell	66 44
												321	H	UMass Lowell	69 45
LAST 12 Division I GAMES:															
51	A	New Mexico	65 72	56	A	Maine	58 78								
19	A	Miami (FL)	62 75	309	H	UMBC	92 47								
250	H	Binghamton	63 50	145	H	Stony Brook	73 62								
321	H	UMass Lowell	69 45	250	A	Binghamton	62 73								
314	H	New Hampshire	56 49	243	H	Albany (NY)	82 35								
283	A	Vermont	76 48	314	A	New Hampshire	66 48								

Non-Div I Games:

Hartford

■ Loss,
■ Non-Conf, S Site,
■ Home
■ Away
N Neutral

Harvard

Through Games Of March 1, 2019

Average RPI Win:	195	WON-LOST	WINNING	LAST 10	STRENGTH OF	OPP. STRENGTH	TEAM	ADJ.	CONF.	ADJ CONF.
Average RPI Loss:	80	RECORD	PCT. RANK	GAMES	SCHEDULE	OF SCHEDULE	RPI	RPI	RPI	RPI
DIV. I ONLY	14- 10	129	1- 0	64	108	83	83	11	11	
DIV. I NON-CONF.	7- 6	153	1- 0	53	43	77	77	11	11	
TOTALS	RPI 1-25	RPI 26-50	W-L RECORDS	RPI 51-100	RPI 101-150	RPI 150+				
14- 10	0- 1	1- 2	OVERALL	1- 4	1- 2	11- 1				
6- 4	0- 0	0- 2	HOME	1- 2	1- 0	4- 0				
7- 6	0- 1	1- 0	AWAY	0- 2	0- 2	6- 1				
1- 0	0- 0	0- 0	NEUTRAL	0- 0	0- 0	1- 0				
7- 6	0- 1	1- 2	NON-CONFERENCE	0- 2	0- 1	6- 0				
2- 3	0- 0	0- 2	HOME	0- 1	0- 0	2- 0				
4- 3	0- 1	1- 0	AWAY	0- 1	0- 1	3- 0				
1- 0	0- 0	0- 0	NEUTRAL	0- 0	0- 0	1- 0				
7- 4	0- 0	0- 0	CONFERENCE	1- 2	1- 1	5- 1				
4- 1	0- 0	0- 0	HOME	1- 1	1- 0	2- 0				
3- 3	0- 0	0- 0	AWAY	0- 1	0- 1	3- 1				
0- 0	0- 0	0- 0	NEUTRAL	0- 0	0- 0	0- 0				

RPI 1-25				RPI 26-50				RPI 51-100 Team's RPI: 83				RPI 101+			
RPI	S	Opponent	Score	RPI	S	Opponent	Score	RPI	S	Opponent	Score	RPI	S	Opponent	Score
1	A	Notre Dame	58 103	26	H	Rutgers	49 60	56	H	Maine	60 67	114	A	Hartford	60 73
				38	A	California	85 79	59	H	Princeton	71 75	126	A	Yale	62 65
				47	H	Quinnipiac	67 72	66	A	Penn	70 75	126	H	Yale	83 69
								66	H	Penn	80 72	151	A	CSUN	75 55
								78	A	Purdue	65 66	158	H	Boston U.	67 47
												198	A	Dartmouth	73 57
												198	H	Dartmouth	56 46
												204	A	Cornell	68 61
												217	N	Jacksonville St.	69 62
												230	A	Columbia	65 75
												253	A	Rhode Island	80 47
												271	A	Siena	73 54
												282	A	Brown	100 83
												282	H	Brown	98 55
												288	H	La Salle	88 43
LAST 12 Division I GAMES:															
151	A	CSUN	75 55	204	A	Cornell	68 61								
66	A	Penn	70 75	230	A	Columbia	65 75								
126	H	Yale	83 69	282	A	Brown	100 83								
282	H	Brown	98 55	126	A	Yale	62 65								
66	H	Penn	80 72	198	A	Dartmouth	73 57								
59	H	Princeton	71 75	198	H	Dartmouth	56 46								

Non-Div I Games:

Harvard

Loss, Non-Conf, S Site, H Home A Away N Neutral

Hawaii

Through Games Of March 1, 2019

Average RPI Win:	239	WON-LOST	WINNING	LAST 10	STRENGTH OF	OPP. STRENGTH	TEAM	ADJ.	CONF.	ADJ CONF.
Average RPI Loss:	155	RECORD	PCT. RANK	GAMES	SCHEDULE	OF SCHEDULE	RPI	RPI	RPI	RPI
DIV. I ONLY	10- 15	230	0- 1	181	211	238	238	21	21	
DIV. I NON-CONF.	3- 9	271	0- 1	149	125	270	270	20	20	
TOTALS	RPI 1-25	RPI 26-50	W-L RECORDS	RPI 51-100	RPI 101-150	RPI 150+				
10- 15	0- 1	0- 0	OVERALL	2- 5	0- 1	8- 8				
6- 8	0- 1	0- 0	HOME	2- 3	0- 1	4- 3				
4- 6	0- 0	0- 0	AWAY	0- 1	0- 0	4- 5				
0- 1	0- 0	0- 0	NEUTRAL	0- 1	0- 0	0- 0				
3- 9	0- 1	0- 0	NON-CONFERENCE	1- 4	0- 0	2- 4				
2- 5	0- 1	0- 0	HOME	1- 3	0- 0	1- 1				
1- 3	0- 0	0- 0	AWAY	0- 0	0- 0	1- 3				
0- 1	0- 0	0- 0	NEUTRAL	0- 1	0- 0	0- 0				
7- 6	0- 0	0- 0	CONFERENCE	1- 1	0- 1	6- 4				
4- 3	0- 0	0- 0	HOME	1- 0	0- 1	3- 2				
3- 3	0- 0	0- 0	AWAY	0- 1	0- 0	3- 2				
0- 0	0- 0	0- 0	NEUTRAL	0- 0	0- 0	0- 0				

RPI 1-25				RPI 26-50				RPI 51-100				RPI 101+ Team's RPI: 238			
RPI	S	Opponent	Score	RPI	S	Opponent	Score	RPI	S	Opponent	Score	RPI	S	Opponent	Score
4	H	Stanford	59 81					69	H	FGCU	67 73	135	H	UC Riverside	55 60
								70	N	Utah	48 73	151	H	CSUN	29 49
								71	H	American	57 69	182	A	UC Irvine	70 68
								75	H	Idaho	69 61	182	H	UC Irvine	48 53
								88	A	UC Davis	46 72	186	H	Portland	65 72
								88	H	UC Davis	65 60	199	A	UNLV	66 61
								96	H	Pepperdine	64 65	225	A	Nevada	78 79
												242	A	San Diego St.	57 58
												259	A	Cal St. Fullerton	68 72
												266	A	San Diego	50 58
												274	A	Long Beach St.	40 56
												274	H	Long Beach St.	63 49
												299	A	UC Santa Barbara	47 35
												299	H	UC Santa Barbara	72 49
												317	A	Cal Poly	71 54
												317	H	Cal Poly	70 52
												344	H	Seattle U	67 51
LAST 12 Division I GAMES:															
				70	N	Utah	48 73	182	A	UC Irvine	70 68				
				88	A	UC Davis	46 72	317	H	Cal Poly	70 52				
				182	H	UC Irvine	48 53	135	H	UC Riverside	55 60				
				274	H	Long Beach St.	63 49	299	A	UC Santa Barbara	47 35				
				299	H	UC Santa Barbara	72 49	317	A	Cal Poly	71 54				
				274	A	Long Beach St.	40 56	151	H	CSUN	29 49				

Non-Div I Games: Hawaii Pacific 66 51

Hawaii

Loss, Non-Conf, S Site, H Home A Away N Neutral

Average RPI Win:	276	WON-LOST	WINNING	LAST 10	STRENGTH OF	OPP. STRENGTH	TEAM	ADJ.	CONF.	ADJ CONF.
Average RPI Loss:	89	RECORD	PCT. RANK	GAMES	SCHEDULE	OF SCHEDULE	RPI	RPI	RPI	RPI
DIV. I ONLY	17- 7	61	1- 0	251	293	124	124	28	28	
DIV. I NON-CONF.	5- 4	139	0- 0	109	216	98	98	29	29	
TOTALS	RPI 1-25	RPI 26-50	W-L RECORDS	RPI 51-100	RPI 101-150	RPI 150+				
17- 7	0- 1	0- 1	OVERALL	1- 3	0- 0	16- 2				
11- 1	0- 0	0- 0	HOME	1- 1	0- 0	10- 0				
6- 6	0- 1	0- 1	AWAY	0- 2	0- 0	6- 2				
0- 0	0- 0	0- 0	NEUTRAL	0- 0	0- 0	0- 0				
5- 4	0- 1	0- 1	NON-CONFERENCE	1- 1	0- 0	4- 1				
4- 0	0- 0	0- 0	HOME	1- 0	0- 0	3- 0				
1- 4	0- 1	0- 1	AWAY	0- 1	0- 0	1- 1				
0- 0	0- 0	0- 0	NEUTRAL	0- 0	0- 0	0- 0				
12- 3	0- 0	0- 0	CONFERENCE	0- 2	0- 0	12- 1				
7- 1	0- 0	0- 0	HOME	0- 1	0- 0	7- 0				
5- 2	0- 0	0- 0	AWAY	0- 1	0- 0	5- 1				
0- 0	0- 0	0- 0	NEUTRAL	0- 0	0- 0	0- 0				

RPI 1-25				RPI 26-50				RPI 51-100				RPI 101+ Team's RPI: 124			
RPI	S	Opponent	Score	RPI	S	Opponent	Score	RPI	S	Opponent	Score	RPI	S	Opponent	Score
21	A	Kentucky	49 71	45	A	Miami (OH)	55 68	52	A	Clemson	64 83	157	A	Davidson	62 71
								71	H	American	66 61	188	A	UNC Asheville	56 67
								80	A	Radford	58 80	197	H	Hampton	82 73
								80	H	Radford	79 84	215	H	Campbell	65 60
												248	A	ETSU	73 65
												251	A	Gardner-Webb	78 61
												251	H	Gardner-Webb	78 70
												263	H	Norfolk St.	83 51
												293	H	Winthrop	56 54
												294	A	Charleston So.	69 62
												294	H	Charleston So.	71 64
												298	H	UNC Greensboro	82 75
												331	A	Presbyterian	70 63
												331	H	Presbyterian	79 40
												336	A	Longwood	65 54
												336	H	Longwood	70 47
												338	H	N.C. Central	80 69
												341	A	USC Upstate	87 61
LAST 12 Division I GAMES:															
336	H	Longwood	70 47	197	H	Hampton	82 73								
251	H	Gardner-Webb	78 70	293	H	Winthrop	56 54								
331	A	Presbyterian	70 63	294	H	Charleston So.	71 64								
294	A	Charleston So.	69 62	215	H	Campbell	65 60								
80	H	Radford	79 84	188	A	UNC Asheville	56 67								
336	A	Longwood	65 54	251	A	Gardner-Webb	78 61								

Non-Div I Games: Greensboro 102 50 Mars Hill 86 36

High Point

Loss, Non-Conf, S Site, H Home A Away N Neutral

Hofstra

Through Games Of March 1, 2019

Average RPI Win: 234	WON-LOST	WINNING	LAST 10	STRENGTH OF	OPP. STRENGTH	TEAM	ADJ.	CONF.	ADJ CONF.
Average RPI Loss: 140	RECORD	PCT. RANK	GAMES	SCHEDULE	OF SCHEDULE	RPI	RPI	RPI	RPI
DIV. I ONLY	8- 18	275	1- 0	111	208	222	222	10	10
DIV. I NON-CONF.	5- 6	177	0- 0	208	335	205	205	10	10
TOTALS	RPI 1-25	RPI 26-50	W-L RECORDS	RPI 51-100	RPI 101-150	RPI 150+			
8- 18	0- 0	0- 2	OVERALL	0- 3	2- 5	6- 8			
3- 8	0- 0	0- 1	HOME	0- 1	1- 1	2- 5			
4- 8	0- 0	0- 1	AWAY	0- 1	1- 3	3- 3			
1- 2	0- 0	0- 0	NEUTRAL	0- 1	0- 1	1- 0			
5- 6	0- 0	0- 0	NON-CONFERENCE	0- 1	0- 2	5- 3			
1- 2	0- 0	0- 0	HOME	0- 0	0- 0	1- 2			
3- 2	0- 0	0- 0	AWAY	0- 0	0- 1	3- 1			
1- 2	0- 0	0- 0	NEUTRAL	0- 1	0- 1	1- 0			
3- 12	0- 0	0- 2	CONFERENCE	0- 2	2- 3	1- 5			
2- 6	0- 0	0- 1	HOME	0- 1	1- 1	1- 3			
1- 6	0- 0	0- 1	AWAY	0- 1	1- 2	0- 2			
0- 0	0- 0	0- 0	NEUTRAL	0- 0	0- 0	0- 0			

RPI S	Opponent	Score	RPI S	Opponent	Score	RPI S	Opponent	Score	RPI S	Opponent	Score	Team's RPI: 222
36	A James Madison	54 77	36	H James Madison	44 59	67	N Wright St.	64 93	108	A Northeastern	63 62	
						77	A Drexel	39 62	108	H Northeastern	78 61	
						77	H Drexel	49 61	110	A Towson	68 92	
									110	H Towson	56 68	
									125	A UNCW	54 89	
									129	N Marist	57 71	
									145	A Stony Brook	49 77	
									152	A Delaware	47 57	
									152	H Delaware	59 78	
									155	H William & Mary	55 60	
									189	A Holy Cross	66 72	
									202	N Stetson	53 50	
									216	H Sacred Heart	64 70	
									219	H Elon	64 77	
									230	H Columbia	63 65	
									258	A St. Bonaventure	67 59	
									271	A Siena	57 50	
									295	A Col. of Charleston	62 70	
									295	H Col. of Charleston	68 49	
									309	A UMBC	45 42	
									323	H Iona	74 49	
LAST 12 Division I GAMES:												
295	H Col. of Charleston	68 49	295	A Col. of Charleston	62 70							
108	A Northeastern	63 62	125	A UNCW	54 89							
152	A Delaware	47 57	108	H Northeastern	78 61							
77	A Drexel	39 62	77	H Drexel	49 61							
36	H James Madison	44 59	152	H Delaware	59 78							
110	H Towson	56 68	110	A Towson	68 92							

Non-Div I Games: Wilmington (DE) 77 56

Hofstra

Loss, Non-Conf, S Site, H Home A Away N Neutral

[illegible]

Holy Cross

Page 114

Average RPI Win:	193	WON-LOST	WINNING	LAST 10	STRENGTH OF	OPP. STRENGTH	TEAM	ADJ.	CONF.	ADJ CONF.
Average RPI Loss:	79	RECORD	PCT. RANK	GAMES	SCHEDULE	OF SCHEDULE	RPI	RPI	RPI	RPI
DIV. I ONLY	15- 12	146	0- 1	82	87	101	101	9	9	
DIV. I NON-CONF.	6- 7	172	0- 0	68	99	106	106	8	8	
TOTALS	RPI 1-25	RPI 26-50	W-L RECORDS	RPI 51-100	RPI 101-150	RPI 150+				
15- 12	0- 3	1- 1	OVERALL	0- 4	2- 2	12- 2				
6- 6	0- 2	1- 0	HOME	0- 2	1- 2	4- 0				
9- 6	0- 1	0- 1	AWAY	0- 2	1- 0	8- 2				
0- 0	0- 0	0- 0	NEUTRAL	0- 0	0- 0	0- 0				
6- 7	0- 1	1- 1	NON-CONFERENCE	0- 3	0- 1	5- 1				
1- 4	0- 1	1- 0	HOME	0- 2	0- 1	0- 0				
5- 3	0- 0	0- 1	AWAY	0- 1	0- 0	5- 1				
0- 0	0- 0	0- 0	NEUTRAL	0- 0	0- 0	0- 0				
9- 5	0- 2	0- 0	CONFERENCE	0- 1	2- 1	7- 1				
5- 2	0- 1	0- 0	HOME	0- 0	1- 1	4- 0				
4- 3	0- 1	0- 0	AWAY	0- 1	1- 0	3- 1				
0- 0	0- 0	0- 0	NEUTRAL	0- 0	0- 0	0- 0				

RPI	S	Opponent	Score	RPI	S	Opponent	Score	RPI	S	Opponent	Score	RPI	S	Opponent	Score	Team's RPI: 101
6	H	UConn	61 81	38	A	California	79 80	51	H	New Mexico	84 89	115	H	Boston College	57 64	
17	H	Texas A&M	52 68	42	H	Georgia Tech	95 89	69	A	FGCU	71 76	123	A	South Fla.	54 52	
18	A	UCF	56 58					85	A	Cincinnati	57 68	123	H	South Fla.	49 59	
								86	H	UT Arlington	61 65	148	H	Tulsa	76 44	
												164	H	Tulane	83 82	
												166	A	Temple	65 76	
												166	H	Temple	78 65	
												172	A	Louisiana Tech	88 100	
												181	A	Southern Miss.	61 44	
												195	A	George Mason	66 56	
												206	A	Memphis	59 57	
												209	A	SMU	72 61	
												209	H	SMU	69 68	
												221	H	East Carolina	63 52	
												230	A	Columbia	83 72	
												246	A	Wichita St.	66 58	
												248	A	ETSU	84 77	
												303	A	Incarinate Word	79 60	
LAST 12 Division I GAMES:																
123	H	South Fla.	49 59	209	H	SMU	69 68									
206	A	Memphis	59 57	18	A	UCF	56 58									
164	H	Tulane	83 82	148	H	Tulsa	76 44									
221	H	East Carolina	63 52	85	A	Cincinnati	57 68									
123	A	South Fla.	54 52	246	A	Wichita St.	66 58									
166	A	Temple	65 76	166	H	Temple	78 65									

Non-Div I Games:

Houston

■ Loss,
 ■ Non-Conf,
 ■ S Site,
 ■ H Home
 ■ A Away
 N Neutral

Houston Baptist

Through Games Of March 1, 2019

Average RPI Win:	303	WON-LOST	WINNING	LAST 10	STRENGTH OF	OPP. STRENGTH	TEAM	ADJ.	CONF.	ADJ CONF.
Average RPI Loss:	190	RECORD	PCT. RANK	GAMES	SCHEDULE	OF SCHEDULE	RPI	RPI	RPI	RPI
DIV. I ONLY	3- 18	336	0- 0	263	283	337	337	25	25	
DIV. I NON-CONF.	1- 5	311	0- 0	290	173	335	335	23	23	
TOTALS	RPI 1-25	RPI 26-50	W-L RECORDS	RPI 51-100	RPI 101-150	RPI 150+				
3- 18	0- 0	0- 0	OVERALL	0- 3	0- 2	3- 13				
3- 7	0- 0	0- 0	HOME	0- 1	0- 0	3- 6				
0- 11	0- 0	0- 0	AWAY	0- 2	0- 2	0- 7				
0- 0	0- 0	0- 0	NEUTRAL	0- 0	0- 0	0- 0				
1- 5	0- 0	0- 0	NON-CONFERENCE	0- 0	0- 2	1- 3				
1- 1	0- 0	0- 0	HOME	0- 0	0- 0	1- 1				
0- 4	0- 0	0- 0	AWAY	0- 0	0- 2	0- 2				
0- 0	0- 0	0- 0	NEUTRAL	0- 0	0- 0	0- 0				
2- 13	0- 0	0- 0	CONFERENCE	0- 3	0- 0	2- 10				
2- 6	0- 0	0- 0	HOME	0- 1	0- 0	2- 5				
0- 7	0- 0	0- 0	AWAY	0- 2	0- 0	0- 5				
0- 0	0- 0	0- 0	NEUTRAL	0- 0	0- 0	0- 0				

RPI S	Opponent	Score	RPI S	Opponent	Score	RPI S	Opponent	Score	RPI S	Opponent	Score	Team's RPI: 337
						64	A Lamar University	50 63	128	A Oklahoma St.	44 77	
						64	H Lamar University	49 97	144	A Texas Tech	76 82	
						79	A SFA	53 65	159	H Abilene Christian	62 72	
									169	H Oral Roberts	56 74	
									173	A Nicholls St.	54 77	
									173	H Nicholls St.	55 58	
									175	A North Texas	75 100	
									184	A Sam Houston St.	64 83	
									184	H Sam Houston St.	63 74	
									245	H A&M-Corpus Christi	56 70	
									246	A Wichita St.	50 68	
									269	H Central Ark.	58 77	
									290	H New Orleans	83 74	
									303	H Incarnate Word	60 59	
									306	A Southeastern La.	65 73	
									316	H La.-Monroe	68 60	
									325	A McNeese	71 81	
									329	A Northwestern St.	46 63	
LAST 12 Division I GAMES:												
			64	H Lamar University	49 97		245	H A&M-Corpus Christi	56 70			
			184	A Sam Houston St.	64 83		303	H Incarnate Word	60 59			
			329	A Northwestern St.	46 63		325	A McNeese	71 81			
			173	H Nicholls St.	55 58		306	A Southeastern La.	65 73			
			269	H Central Ark.	58 77		184	H Sam Houston St.	63 74			
			79	A SFA	53 65		159	H Abilene Christian	62 72			

Non-Div I Games: Howard Payne 93 60 Tex. A&M Int'l 81 48 McMurry 92 41 Southwest (NM) 100 57
Houston Baptist

Loss, Non-Conf, S Site, H Home A Away N Neutral

Average RPI Win:	296	WON-LOST	WINNING	LAST 10	STRENGTH OF	OPP. STRENGTH	TEAM	ADJ.	CONF.	ADJ CONF.
Average RPI Loss:	185	RECORD	PCT. RANK	GAMES	SCHEDULE	OF SCHEDULE	RPI	RPI	RPI	RPI
DIV. I ONLY	16- 11	122	1- 0	337	341	220	220	32	32	
DIV. I NON-CONF.	7- 6	153	0- 0	294	297	195	195	32	32	
TOTALS	RPI 1-25	RPI 26-50	W-L RECORDS	RPI 51-100	RPI 101-150	RPI 150+				
16- 11	0- 0	0- 1	OVERALL	0- 1	0- 1	16- 8				
8- 4	0- 0	0- 0	HOME	0- 0	0- 1	8- 3				
8- 7	0- 0	0- 1	AWAY	0- 1	0- 0	8- 5				
0- 0	0- 0	0- 0	NEUTRAL	0- 0	0- 0	0- 0				
7- 6	0- 0	0- 1	NON-CONFERENCE	0- 1	0- 1	7- 3				
2- 2	0- 0	0- 0	HOME	0- 0	0- 1	2- 1				
5- 4	0- 0	0- 1	AWAY	0- 1	0- 0	5- 2				
0- 0	0- 0	0- 0	NEUTRAL	0- 0	0- 0	0- 0				
9- 5	0- 0	0- 0	CONFERENCE	0- 0	0- 0	9- 5				
6- 2	0- 0	0- 0	HOME	0- 0	0- 0	6- 2				
3- 3	0- 0	0- 0	AWAY	0- 0	0- 0	3- 3				
0- 0	0- 0	0- 0	NEUTRAL	0- 0	0- 0	0- 0				

RPI S	Opponent	Score	RPI S	Opponent	Score	RPI S	Opponent	Score	RPI S	Opponent	Score	Team's RPI: 220
			33 A	North Carolina	63 85	85 A	Cincinnati	51 85	142 H	Mercer	70 85	
									155 A	William & Mary	75 88	
									190 A	UMES	72 80	
									190 H	UMES	73 80	
									191 H	N.C. A&T	58 63	
									195 H	George Mason	73 59	
									205 A	Bethune-Cookman	63 76	
									205 H	Bethune-Cookman	61 40	
									215 A	Campbell	69 64	
									263 H	Norfolk St.	74 70	
									267 A	Niagara	68 61	
									271 H	Siena	81 86	
									275 A	Richmond	60 67	
									288 A	La Salle	57 54	
									302 A	South Carolina St.	63 72	
									308 A	Morgan St.	74 62	
									308 H	Morgan St.	79 56	
									315 A	FIU	89 62	
									318 H	NJIT	77 57	
									330 A	Coppin St.	88 81	
									338 H	N.C. Central	80 70	
									343 H	Delaware St.	78 62	
									347 A	Fairleigh Dickinson	79 58	
									348 A	Florida A&M	81 59	
									348 H	Florida A&M	74 68	
LAST 12 Division I GAMES:												
			308 A	Morgan St.	74 62	263 H	Norfolk St.	74 70				
			330 A	Coppin St.	88 81	190 H	UMES	73 80				
			338 H	N.C. Central	80 70	343 H	Delaware St.	78 62				
			191 H	N.C. A&T	58 63	302 A	South Carolina St.	63 72				
			205 A	Bethune-Cookman	63 76	308 H	Morgan St.	79 56				
			348 A	Florida A&M	81 59	205 H	Bethune-Cookman	61 40				

Non-Div I Games:

Howard

■ Loss,
 ■ Non-Conf,
 ■ S Site,
 ■ Home
 ■ A Away
 N Neutral

Average RPI Win:	242	WON-LOST	WINNING	LAST 10	STRENGTH OF	OPP. STRENGTH	TEAM	ADJ.	CONF.	ADJ CONF.
Average RPI Loss:	104	RECORD	PCT. RANK	GAMES	SCHEDULE	OF SCHEDULE	RPI	RPI	RPI	RPI
DIV. I ONLY	17- 10	103	0- 1	225	186	138	138	20	20	
DIV. I NON-CONF.	5- 5	162	0- 0	90	108	100	100	18	18	
TOTALS	RPI 1-25	RPI 26-50	W-L RECORDS	RPI 51-100	RPI 101-150	RPI 150+				
17- 10	0- 1	0- 1	OVERALL	1- 4	3- 2	13- 2				
7- 4	0- 0	0- 1	HOME	0- 3	2- 0	5- 0				
9- 6	0- 1	0- 0	AWAY	1- 1	0- 2	8- 2				
1- 0	0- 0	0- 0	NEUTRAL	0- 0	1- 0	0- 0				
5- 5	0- 1	0- 1	NON-CONFERENCE	0- 1	2- 1	3- 1				
1- 2	0- 0	0- 1	HOME	0- 1	1- 0	0- 0				
3- 3	0- 1	0- 0	AWAY	0- 0	0- 1	3- 1				
1- 0	0- 0	0- 0	NEUTRAL	0- 0	1- 0	0- 0				
12- 5	0- 0	0- 0	CONFERENCE	1- 3	1- 1	10- 1				
6- 2	0- 0	0- 0	HOME	0- 2	1- 0	5- 0				
6- 3	0- 0	0- 0	AWAY	1- 1	0- 1	5- 1				
0- 0	0- 0	0- 0	NEUTRAL	0- 0	0- 0	0- 0				

RPI 1-25				RPI 26-50				RPI 51-100				RPI 101+ Team's RPI: 138			
RPI	S	Opponent	Score	RPI	S	Opponent	Score	RPI	S	Opponent	Score	RPI	S	Opponent	Score
8	A	Iowa	58 72	39	H	Ohio	66 73	67	A	Wright St.	59 66	106	N	VCU	63 61
								67	H	Wright St.	75 78	116	H	UT Martin	73 72
								68	A	Green Bay	67 63	119	A	Youngstown St.	52 70
								68	H	Green Bay	43 45	119	H	Youngstown St.	64 44
								92	H	UNI	40 53	150	A	Southern Ill.	73 78
												187	A	Wisconsin	64 65
												192	A	Milwaukee	67 66
												210	A	Indiana St.	64 59
												212	A	Ole Miss	66 58
												240	A	Northern Ky.	57 60
												240	H	Northern Ky.	70 48
												285	A	Cleveland St.	75 50
												285	H	Cleveland St.	64 36
												307	A	UTSA	58 50
												313	A	Oakland	76 70
												313	H	Oakland	82 53
												332	A	Detroit Mercy	58 41
												332	H	Detroit Mercy	82 47
												339	A	UIC	73 44
												339	H	UIC	71 43
LAST 12 Division I GAMES:															
68	H	Green Bay	43 45	67	A	Wright St.	59 66								
339	A	UIC	73 44	240	A	Northern Ky.	57 60								
332	A	Detroit Mercy	58 41	68	A	Green Bay	67 63								
313	A	Oakland	76 70	192	A	Milwaukee	67 66								
285	H	Cleveland St.	64 36	339	H	UIC	71 43								
119	H	Youngstown St.	64 44	313	H	Oakland	82 53								

Non-Div I Games: Purdue Northwest 101 40

IUPUI

■ Loss,
 ■ Non-Conf, S Site,
 ■ Home
 ■ Away
 N Neutral

Average RPI Win: 200	WON-LOST	WINNING	LAST 10	STRENGTH OF	OPP. STRENGTH	TEAM	ADJ.	CONF.	ADJ CONF.
Average RPI Loss: 112	RECORD	PCT. RANK	GAMES	SCHEDULE	OF SCHEDULE	RPI	RPI	RPI	RPI
DIV. I ONLY	17- 9	87	1- 0	127	126	75	75	16	16
DIV. I NON-CONF.	3- 6	241	0- 0	61	34	146	146	12	12
TOTALS	RPI 1-25	RPI 26-50	W-L RECORDS	RPI 51-100	RPI 101-150	RPI 150+			
17- 9	0- 2	0- 0	OVERALL	0- 4	6- 0	11- 3			
9- 1	0- 0	0- 0	HOME	0- 1	2- 0	7- 0			
8- 7	0- 2	0- 0	AWAY	0- 2	4- 0	4- 3			
0- 1	0- 0	0- 0	NEUTRAL	0- 1	0- 0	0- 0			
3- 6	0- 2	0- 0	NON-CONFERENCE	0- 2	1- 0	2- 2			
2- 0	0- 0	0- 0	HOME	0- 0	0- 0	2- 0			
1- 5	0- 2	0- 0	AWAY	0- 1	1- 0	0- 2			
0- 1	0- 0	0- 0	NEUTRAL	0- 1	0- 0	0- 0			
14- 3	0- 0	0- 0	CONFERENCE	0- 2	5- 0	9- 1			
7- 1	0- 0	0- 0	HOME	0- 1	2- 0	5- 0			
7- 2	0- 0	0- 0	AWAY	0- 1	3- 0	4- 1			
0- 0	0- 0	0- 0	NEUTRAL	0- 0	0- 0	0- 0			

RPI 1-25				RPI 26-50				RPI 51-100 Team's RPI: 75				RPI 101+			
RPI	S	Opponent	Score	RPI	S	Opponent	Score	RPI	S	Opponent	Score	RPI	S	Opponent	Score
4	A	Stanford	71 115					54	A	Wyoming	61 64	112	A	Idaho St.	86 72
13	A	Gonzaga	51 88					55	N	Boise St.	85 91	137	A	Portland St.	81 68
								100	A	Northern Colo.	72 77	137	H	Portland St.	80 78
								100	H	Northern Colo.	72 86	139	A	Montana St.	82 66
												139	H	Montana St.	90 65
												144	A	Texas Tech	88 77
												151	H	CSUN	88 73
												170	A	Montana	79 82
												170	H	Montana	76 68
												183	A	Eastern Wash.	75 74
												183	H	Eastern Wash.	84 68
												238	A	Hawaii	61 69
												239	H	San Francisco	70 63
												255	A	Northern Ariz.	86 69
												255	H	Northern Ariz.	90 72
												257	H	Sacramento St.	104 66
												274	A	Long Beach St.	63 70
												286	A	Southern Utah	82 70
												286	H	Southern Utah	77 49
												322	A	Weber St.	79 74
LAST 12 Division I GAMES:															
137	A	Portland St.	81 68	170	H	Montana	76 68								
286	H	Southern Utah	77 49	286	A	Southern Utah	82 70								
255	H	Northern Ariz.	90 72	255	A	Northern Ariz.	86 69								
183	A	Eastern Wash.	75 74	137	H	Portland St.	80 78								
100	A	Northern Colo.	72 77	257	H	Sacramento St.	104 66								
139	H	Montana St.	90 65	170	A	Montana	79 82								

Non-Div I Games:

Idaho

Average RPI Win:	224	WON-LOST	WINNING	LAST 10	STRENGTH OF	OPP. STRENGTH	TEAM	ADJ.	CONF.	ADJ CONF.
Average RPI Loss:	101	RECORD	PCT. RANK	GAMES	SCHEDULE	OF SCHEDULE	RPI	RPI	RPI	RPI
DIV. I ONLY	17- 9	87	0- 1	147	190	112	112	16	16	
DIV. I NON-CONF.	4- 4	162	0- 0	36	206	72	72	12	12	
TOTALS	RPI 1-25	RPI 26-50	W-L RECORDS	RPI 51-100	RPI 101-150	RPI 150+				
17- 9	0- 1	0- 1	OVERALL	1- 5	4- 0	12- 2				
9- 3	0- 0	0- 0	HOME	1- 2	2- 0	6- 1				
7- 5	0- 1	0- 0	AWAY	0- 3	2- 0	5- 1				
1- 1	0- 0	0- 1	NEUTRAL	0- 0	0- 0	1- 0				
4- 4	0- 1	0- 1	NON-CONFERENCE	1- 2	0- 0	3- 0				
2- 0	0- 0	0- 0	HOME	1- 0	0- 0	1- 0				
1- 3	0- 1	0- 0	AWAY	0- 2	0- 0	1- 0				
1- 1	0- 0	0- 1	NEUTRAL	0- 0	0- 0	1- 0				
13- 5	0- 0	0- 0	CONFERENCE	0- 3	4- 0	9- 2				
7- 3	0- 0	0- 0	HOME	0- 2	2- 0	5- 1				
6- 2	0- 0	0- 0	AWAY	0- 1	2- 0	4- 1				
0- 0	0- 0	0- 0	NEUTRAL	0- 0	0- 0	0- 0				

RPI 1-25				RPI 26-50				RPI 51-100				RPI 101+ Team's RPI: 112			
RPI	S	Opponent	Score	RPI	S	Opponent	Score	RPI	S	Opponent	Score	RPI	S	Opponent	Score
13	A	Gonzaga	51 70	42	N	Georgia Tech	51 74	70	A	Utah	60 74	137	A	Portland St.	58 57
								75	H	Idaho	72 86	137	H	Portland St.	72 54
								84	A	Arizona	46 71	139	A	Montana St.	62 49
								96	H	Pepperdine	65 63	139	H	Montana St.	61 43
								100	A	Northern Colo.	56 60	170	A	Montana	59 60
								100	H	Northern Colo.	59 61	170	H	Montana	50 34
												183	H	Eastern Wash.	63 48
												254	A	California Baptist	72 57
												255	A	Northern Ariz.	80 69
												255	H	Northern Ariz.	77 81
												257	A	Sacramento St.	56 42
												257	H	Sacramento St.	73 43
												273	H	Utah Valley	80 68
												286	A	Southern Utah	69 57
												286	H	Southern Utah	80 47
												297	N	Kennesaw St.	60 49
												322	A	Weber St.	70 57
												322	H	Weber St.	84 57
LAST 12 Division I GAMES:															
100	H	Northern Colo.	59 61	255	H	Northern Ariz.	77 81								
322	H	Weber St.	84 57	137	A	Portland St.	58 57								
137	H	Portland St.	72 54	257	A	Sacramento St.	56 42								
170	A	Montana	59 60	139	H	Montana St.	61 43								
139	A	Montana St.	62 49	170	H	Montana	50 34								
286	H	Southern Utah	80 47	100	A	Northern Colo.	56 60								

Non-Div I Games: Benedictine Mesa 88 51

Idaho St.

■ Loss,
 ■ Non-Conf, S Site,
 ■ Home
 ■ Away
 N Neutral




















































Average RPI Win:	233	WON-LOST	WINNING	LAST 10	STRENGTH OF	OPP. STRENGTH	TEAM	ADJ.	CONF.	ADJ CONF.
Average RPI Loss:	80	RECORD	PCT. RANK	GAMES	SCHEDULE	OF SCHEDULE	RPI	RPI	RPI	RPI
DIV. I ONLY	10- 18	257	0- 1	114	77	214	214	4	4	
DIV. I NON-CONF.	8- 3	72	0- 0	293	268	178	178	6	6	
TOTALS	RPI 1-25	RPI 26-50	W-L RECORDS	RPI 51-100	RPI 101-150	RPI 150+				
10- 18	0- 3	0- 5	OVERALL	0- 4	1- 4	9- 2				
8- 9	0- 2	0- 4	HOME	0- 1	0- 2	8- 0				
2- 8	0- 1	0- 1	AWAY	0- 3	1- 2	1- 1				
0- 1	0- 0	0- 0	NEUTRAL	0- 0	0- 0	0- 1				
8- 3	0- 0	0- 1	NON-CONFERENCE	0- 1	0- 0	8- 1				
7- 1	0- 0	0- 1	HOME	0- 0	0- 0	7- 0				
1- 1	0- 0	0- 0	AWAY	0- 1	0- 0	1- 0				
0- 1	0- 0	0- 0	NEUTRAL	0- 0	0- 0	0- 1				
2- 15	0- 3	0- 4	CONFERENCE	0- 3	1- 4	1- 1				
1- 8	0- 2	0- 3	HOME	0- 1	0- 2	1- 0				
1- 7	0- 1	0- 1	AWAY	0- 2	1- 2	0- 1				
0- 0	0- 0	0- 0	NEUTRAL	0- 0	0- 0	0- 0				

RPI	S	Opponent	Score	RPI	S	Opponent	Score	RPI	S	Opponent	Score	RPI	S	Opponent	Score	Team's RPI: 214
8	A	Iowa	66 88	26	H	Rutgers	60 71	52	A	Clemson	67 69	105	A	Minnesota	66 62	
8	H	Iowa	75 94	27	H	Missouri	45 67	74	A	Ohio St.	70 78	113	A	Northwestern	45 68	
14	H	Maryland	66 80	40	A	Michigan St.	60 77	78	A	Purdue	50 72	113	H	Northwestern	56 64	
				46	H	Michigan	56 70	87	H	Nebraska	67 77	127	A	Penn St.	48 62	
				49	H	Indiana	83 85					127	H	Penn St.	65 76	
												187	A	Wisconsin	67 75	
												187	H	Wisconsin	78 68	
												201	H	Eastern Mich.	72 66	
												210	H	Indiana St.	75 57	
												218	H	SIUE	74 57	
												230	H	Columbia	76 69	
												257	N	Sacramento St.	107 109	
												265	H	Murray St.	84 52	
												289	H	Alabama A&M	88 60	
												311	H	Valparaiso	73 54	
												317	A	Cal Poly	74 51	
LAST 12 Division I GAMES:																
127	H	Penn St.	65 76	14	H	Maryland	66 80									
187	A	Wisconsin	67 75	74	A	Ohio St.	70 78									
46	H	Michigan	56 70	113	H	Northwestern	56 64									
8	A	Iowa	66 88	40	A	Michigan St.	60 77									
187	H	Wisconsin	78 68	8	H	Iowa	75 94									
78	A	Purdue	50 72	87	H	Nebraska	67 77									

Non-Div I Games:

Illinois

Average RPI Win: 222	WON-LOST	WINNING	LAST 10	STRENGTH OF	OPP. STRENGTH	TEAM	ADJ.	CONF.	ADJ CONF.
Average RPI Loss: 162	RECORD	PCT. RANK	GAMES	SCHEDULE	OF SCHEDULE	RPI	RPI	RPI	RPI
DIV. I ONLY	15- 10	118	1- 0	218	225	154	154	13	13
DIV. I NON-CONF.	6- 4	125	0- 0	291	312	168	168	15	15
TOTALS	RPI 1-25	RPI 26-50	W-L RECORDS	RPI 51-100	RPI 101-150	RPI 150+			
15- 10	0- 1	0- 0	OVERALL	2- 2	2- 0	11- 7			
9- 3	0- 1	0- 0	HOME	1- 1	1- 0	7- 1			
6- 7	0- 0	0- 0	AWAY	1- 1	1- 0	4- 6			
0- 0	0- 0	0- 0	NEUTRAL	0- 0	0- 0	0- 0			
6- 4	0- 0	0- 0	NON-CONFERENCE	0- 1	0- 0	6- 3			
4- 0	0- 0	0- 0	HOME	0- 0	0- 0	4- 0			
2- 4	0- 0	0- 0	AWAY	0- 1	0- 0	2- 3			
0- 0	0- 0	0- 0	NEUTRAL	0- 0	0- 0	0- 0			
9- 6	0- 1	0- 0	CONFERENCE	2- 1	2- 0	5- 4			
5- 3	0- 1	0- 0	HOME	1- 1	1- 0	3- 1			
4- 3	0- 0	0- 0	AWAY	1- 0	1- 0	2- 3			
0- 0	0- 0	0- 0	NEUTRAL	0- 0	0- 0	0- 0			

RPI S Opponent	Score	RPI S Opponent	Score	RPI S Opponent	Score	RPI S Opponent	Score
23  Drake	64 			57  Missouri St.	60 56	150  Southern Ill.	68 66
				57  Missouri St.	47 	150  Southern Ill.	60 52
				63  Butler	56 	160  Bradley	65 
				92  UNI	66 64	160  Bradley	68 
						179  Saint Louis	72 67
						201  Eastern Mich.	41 
						210  Indiana St.	44 
						210  Indiana St.	78 70
						218  SIUE	61 
						226  UMKC	62 55
						240  Northern Ky.	58 53
						244  Loyola Chicago	59 
						244  Loyola Chicago	65 52
						249  North Dakota	67 55
						256  Austin Peay	61 49
						285  Cleveland St.	63 
						311  Valparaiso	70 67
						313  Oakland	62 56
						324  Evansville	72 61
						324  Evansville	82 59
LAST 12 Division I GAMES:							
244  Loyola Chicago	65 52	311  Valparaiso	70 67				
160  Bradley	65 	244  Loyola Chicago	59 				
150  Southern Ill.	68 66	160  Bradley	68 				
57  Missouri St.	60 56	57  Missouri St.	47 				
210  Indiana St.	78 70	150  Southern Ill.	60 52				
324  Evansville	82 59	324  Evansville	72 61				

Non-Div I Games: Maryville (MO) 61 52

Illinois St.

 Loss,  Non-Conf, S Site,  Home  Away N Neutral

Incarnate Word

Through Games Of March 1, 2019

Average RPI Win:	313	WON-LOST	WINNING	LAST 10	STRENGTH OF	OPP. STRENGTH	TEAM	ADJ.	CONF.	ADJ CONF.
Average RPI Loss:	160	RECORD	PCT. RANK	GAMES	SCHEDULE	OF SCHEDULE	RPI	RPI	RPI	RPI
DIV. I ONLY	4- 22	329	1- 0	138	279	303	303	25	25	
DIV. I NON-CONF.	0- 11	336	0- 0	74	190	307	307	23	23	
TOTALS	RPI 1-25	RPI 26-50	W-L RECORDS	RPI 51-100	RPI 101-150	RPI 150+				
4- 22	0- 1	0- 2	OVERALL	0- 6	0- 2	4- 11				
3- 8	0- 0	0- 1	HOME	0- 3	0- 1	3- 3				
1- 14	0- 1	0- 1	AWAY	0- 3	0- 1	1- 8				
0- 0	0- 0	0- 0	NEUTRAL	0- 0	0- 0	0- 0				
0- 11	0- 1	0- 2	NON-CONFERENCE	0- 2	0- 2	0- 4				
0- 4	0- 0	0- 1	HOME	0- 1	0- 1	0- 1				
0- 7	0- 1	0- 1	AWAY	0- 1	0- 1	0- 3				
0- 0	0- 0	0- 0	NEUTRAL	0- 0	0- 0	0- 0				
4- 11	0- 0	0- 0	CONFERENCE	0- 4	0- 0	4- 7				
3- 4	0- 0	0- 0	HOME	0- 2	0- 0	3- 2				
1- 7	0- 0	0- 0	AWAY	0- 2	0- 0	1- 5				
0- 0	0- 0	0- 0	NEUTRAL	0- 0	0- 0	0- 0				

RPI S	Opponent	Score	RPI S	Opponent	Score	RPI S	Opponent	Score	RPI S	Opponent	Score	Team's RPI: 303
15	A Arizona St.	43 81	31	H Rice	63 74	64	A Lamar University	53 79	101	H Houston	60 79	
			35	A South Dakota	43 96	64	H Lamar University	51 77	105	A Minnesota	39 75	
						79	A SFA	48 65	159	H Abilene Christian	50 71	
						79	H SFA	56 66	173	A Nicholls St.	62 86	
						84	A Arizona	42 84	184	H Sam Houston St.	56 76	
						86	H UT Arlington	49 97	227	A Massachusetts	59 71	
									242	A San Diego St.	38 81	
									245	A A&M-Corpus Christi	49 57	
									269	A Central Ark.	43 74	
									290	A New Orleans	55 58	
									290	H New Orleans	81 69	
									306	H Southeastern La.	76 69	
									322	H Weber St.	64 72	
									325	A McNeese	68 66	
									329	H Northwestern St.	100 91	
									335	A Grand Canyon	63 74	
									337	A Houston Baptist	59 60	
LAST 12 Division I GAMES:												
329	H Northwestern St.	100 91	290	A New Orleans	55 58							
79	A SFA	48 65	337	A Houston Baptist	59 60							
64	A Lamar University	53 79	290	H New Orleans	81 69							
159	H Abilene Christian	50 71	64	H Lamar University	51 77							
306	H Southeastern La.	76 69	79	H SFA	56 66							
245	A A&M-Corpus Christi	49 57	269	A Central Ark.	43 74							

Non-Div I Games:

Incarnate Word

Loss, Non-Conf, S Site, H Home A Away N Neutral

Indiana

Through Games Of March 1, 2019

Average RPI Win:	124	WON-LOST	WINNING	LAST 10	STRENGTH OF	OPP. STRENGTH	TEAM	ADJ.	CONF.	ADJ CONF.
Average RPI Loss:	76	RECORD	PCT. RANK	GAMES	SCHEDULE	OF SCHEDULE	RPI	RPI	RPI	RPI
DIV. I ONLY	18- 11	106	0- 1	45	56	49	49	4	4	
DIV. I NON-CONF.	11- 1	13	0- 0	113	71	22	22	6	6	
TOTALS	RPI 1-25	RPI 26-50	W-L RECORDS	RPI 51-100	RPI 101-150	RPI 150+				
18- 11	1- 1	4- 4	OVERALL	3- 2	4- 3	6- 1				
10- 4	1- 1	2- 1	HOME	2- 0	2- 2	3- 0				
6- 6	0- 0	1- 3	AWAY	1- 2	1- 1	3- 0				
2- 1	0- 0	1- 0	NEUTRAL	0- 0	1- 0	0- 1				
11- 1	0- 0	2- 0	NON-CONFERENCE	2- 0	3- 0	4- 1				
6- 0	0- 0	0- 0	HOME	2- 0	1- 0	3- 0				
3- 0	0- 0	1- 0	AWAY	0- 0	1- 0	1- 0				
2- 1	0- 0	1- 0	NEUTRAL	0- 0	1- 0	0- 1				
7- 10	1- 1	2- 4	CONFERENCE	1- 2	1- 3	2- 0				
4- 4	1- 1	2- 1	HOME	0- 0	1- 2	0- 0				
3- 6	0- 0	0- 3	AWAY	1- 2	0- 1	2- 0				
0- 0	0- 0	0- 0	NEUTRAL	0- 0	0- 0	0- 0				

RPI 1-25				RPI 26-50				Team's RPI: 49	RPI 51-100				RPI 101+			
RPI	S	Opponent	Score	RPI	S	Opponent	Score		RPI	S	Opponent	Score	RPI	S	Opponent	Score
8	H	Iowa	75 73	26	A	Rutgers	64 69		57	H	Missouri St.	98 74	103	H	Northern Ill.	91 73
14	H	Maryland	56 76	26	H	Rutgers	61 69		63	H	Butler	66 46	105	H	Minnesota	61 65
				30	A	UCLA	67 65		74	A	Ohio St.	50 55	109	N	Loyola Marymount	67 43
				35	N	South Dakota	68 60		78	A	Purdue	53 56	113	A	Northwestern	49 69
				40	A	Michigan St.	61 77		87	A	Nebraska	82 78	113	H	Northwestern	69 75
				40	H	Michigan St.	68 64						127	H	Penn St.	83 75
				46	A	Michigan	58 67						143	A	Wake Forest	87 73
				46	H	Michigan	70 60						187	A	Wisconsin	75 68
													192	H	Milwaukee	68 66
													200	N	Grambling	62 65
													214	A	Illinois	85 83
													223	H	Florida	83 64
													252	H	North Florida	75 52
													313	A	Oakland	59 32
LAST 12 Division I GAMES:																
113	A	Northwestern	49 69	87	A	Nebraska	82 78		26	A	Rutgers	64 69				
8	H	Iowa	75 73	14	H	Maryland	56 76		46	H	Michigan	70 60				
26	H	Rutgers	61 69	78	A	Purdue	53 56		113	H	Northwestern	69 75				
46	A	Michigan	58 67													
40	A	Michigan St.	61 77													
105	H	Minnesota	61 65													

Non-Div I Games:

Indiana

■ Loss,
 ■ Non-Conf,
 ■ S Site,
 ■ H Home
 ■ A Away
 N Neutral

Average RPI Win:	254	WON-LOST	WINNING	LAST 10	STRENGTH OF	OPP. STRENGTH	TEAM	ADJ.	CONF.	ADJ CONF.
Average RPI Loss:	154	RECORD	PCT. RANK	GAMES	SCHEDULE	OF SCHEDULE	RPI	RPI	RPI	RPI
DIV. I ONLY	10- 16	236	0- 1	193	250	210	210	13	13	
DIV. I NON-CONF.	5- 5	162	0- 0	265	334	190	190	15	15	
TOTALS	RPI 1-25	RPI 26-50	W-L RECORDS	RPI 51-100	RPI 101-150	RPI 150+				
10- 16	0- 2	0- 0	OVERALL	0- 4	1- 1	9- 9				
3- 6	0- 1	0- 0	HOME	0- 1	0- 1	3- 3				
7- 9	0- 1	0- 0	AWAY	0- 3	1- 0	6- 5				
0- 1	0- 0	0- 0	NEUTRAL	0- 0	0- 0	0- 1				
5- 5	0- 0	0- 0	NON-CONFERENCE	0- 1	0- 1	5- 3				
1- 1	0- 0	0- 0	HOME	0- 0	0- 1	1- 0				
4- 3	0- 0	0- 0	AWAY	0- 1	0- 0	4- 2				
0- 1	0- 0	0- 0	NEUTRAL	0- 0	0- 0	0- 1				
5- 11	0- 2	0- 0	CONFERENCE	0- 3	1- 0	4- 6				
2- 5	0- 1	0- 0	HOME	0- 1	0- 0	2- 3				
3- 6	0- 1	0- 0	AWAY	0- 2	1- 0	2- 3				
0- 0	0- 0	0- 0	NEUTRAL	0- 0	0- 0	0- 0				

RPI	S	Opponent	Score	RPI	S	Opponent	Score	RPI	S	Opponent	Score	RPI	S	Opponent	Score	Team's RPI: 210
23	A	Drake	77 96					57	A	Missouri St.	58 71	138	H	IUPUI	59 64	
23	H	Drake	68 70					63	A	Butler	49 72	150	A	Southern Ill.	61 58	
								92	A	UNI	63 71	154	A	Illinois St.	70 78	
								92	H	UNI	51 71	154	H	Illinois St.	59 44	
												160	A	Bradley	80 81	
												160	H	Bradley	45 61	
												179	A	Saint Louis	60 56	
												182	N	UC Irvine	61 77	
												203	A	Marshall	62 53	
												214	A	Illinois	57 75	
												232	A	Southeast Mo. St.	62 51	
												244	A	Loyola Chicago	54 56	
												244	H	Loyola Chicago	36 44	
												287	A	Eastern Ill.	39 63	
												311	A	Valparaiso	86 82	
												311	H	Valparaiso	67 59	
												324	A	Evansville	76 69	
												324	H	Evansville	56 59	
												335	A	Grand Canyon	88 81	
												339	H	UIC	60 53	
LAST 12 Division I GAMES:																
324	H	Evansville	56 59	160	A	Bradley	80 81									
23	A	Drake	77 96	324	A	Evansville	76 69									
92	A	UNI	63 71	92	H	UNI	51 71									
311	H	Valparaiso	67 59	23	H	Drake	68 70									
244	H	Loyola Chicago	36 44	244	A	Loyola Chicago	54 56									
154	A	Illinois St.	70 78	311	A	Valparaiso	86 82									

Non-Div I Games: Davenport 79 43

Indiana St.

■ Loss,
 ■ Non-Conf,
 ■ S Site,
 ■ Home
 ■ A Away
 N Neutral

Average RPI Win:	278	WON-LOST	WINNING	LAST 10	STRENGTH OF	OPP. STRENGTH	TEAM	ADJ.	CONF.	ADJ CONF.
Average RPI Loss:	186	RECORD	PCT. RANK	GAMES	SCHEDULE	OF SCHEDULE	RPI	RPI	RPI	RPI
DIV. I ONLY	4- 25	337	1- 0	217	253	323	323	26	26	
DIV. I NON-CONF.	1- 10	330	0- 0	59	83	280	280	27	27	
TOTALS	RPI 1-25	RPI 26-50	W-L RECORDS	RPI 51-100	RPI 101-150	RPI 150+				
4- 25	0- 1	0- 2	OVERALL	0- 2	0- 5	4- 15				
2- 13	0- 1	0- 1	HOME	0- 1	0- 3	2- 7				
2- 12	0- 0	0- 1	AWAY	0- 1	0- 2	2- 8				
0- 0	0- 0	0- 0	NEUTRAL	0- 0	0- 0	0- 0				
1- 10	0- 1	0- 1	NON-CONFERENCE	0- 2	0- 4	1- 2				
1- 5	0- 1	0- 0	HOME	0- 1	0- 3	1- 0				
0- 5	0- 0	0- 1	AWAY	0- 1	0- 1	0- 2				
0- 0	0- 0	0- 0	NEUTRAL	0- 0	0- 0	0- 0				
3- 15	0- 0	0- 1	CONFERENCE	0- 0	0- 1	3- 13				
1- 8	0- 0	0- 1	HOME	0- 0	0- 0	1- 7				
2- 7	0- 0	0- 0	AWAY	0- 0	0- 1	2- 6				
0- 0	0- 0	0- 0	NEUTRAL	0- 0	0- 0	0- 0				

RPI 1-25				RPI 26-50				RPI 51-100				RPI 101+ Team's RPI: 323			
RPI	S	Opponent	Score	RPI	S	Opponent	Score	RPI	S	Opponent	Score	RPI	S	Opponent	Score
25	H	Central Mich.	39 82	47	A	Bucknell	43 81	66	H	Penn	43 66	107	H	St. John's (NY)	35 61
				47	H	Quinnipiac	39 76	89	A	Toledo	38 84	111	H	Fordham	40 57
												129	A	Marist	36 76
												145	H	Stony Brook	51 53
												147	A	Kansas	44 75
												166	A	Temple	39 59
												177	A	Rider	64 75
												177	H	Rider	58 66
												193	H	George Washington	52 43
												222	A	Hofstra	49 74
												234	A	Monmouth	52 51
												234	H	Monmouth	38 55
												267	A	Niagara	53 72
												267	H	Niagara	46 58
												271	A	Siena	47 59
												271	H	Siena	45 66
												276	A	Manhattan	33 55
												276	H	Manhattan	52 54
												277	A	Canisius	47 67
												277	H	Canisius	40 48
												292	A	Fairfield	56 67
												292	H	Fairfield	42 55
												342	A	Saint Peter's	58 53
												342	H	Saint Peter's	61 57
LAST 12 Division I GAMES:															
342	A	Saint Peter's	58 53	271	H	Siena	45 66								
292	A	Fairfield	56 67	267	A	Niagara	53 72								
276	H	Manhattan	52 54	277	A	Canisius	47 67								
342	H	Saint Peter's	61 57	47	H	Quinnipiac	39 76								
234	A	Monmouth	52 51	292	H	Fairfield	42 55								
177	A	Rider	64 75	129	A	Marist	36 76								

Non-Div I Games:

Iona

■ Loss,
■ Non-Conf, S Site,
■ Home
■ Away
N Neutral

Average RPI Win:	112	WON-LOST	WINNING	LAST 10	STRENGTH OF	OPP. STRENGTH	TEAM	ADJ.	CONF.	ADJ CONF.
Average RPI Loss:	39	RECORD	PCT. RANK	GAMES	SCHEDULE	OF SCHEDULE	RPI	RPI	RPI	RPI
DIV. I ONLY	22- 6	28	0- 1	12	44	8	8	4	4	
DIV. I NON-CONF.	9- 2	43	0- 1	12	50	9	9	6	6	
TOTALS	RPI 1-25	RPI 26-50	W-L RECORDS	RPI 51-100	RPI 101-150	RPI 150+				
22- 6	3- 2	3- 3	OVERALL	6- 1	4- 0	6- 0				
14- 0	2- 0	3- 0	HOME	3- 0	1- 0	5- 0				
7- 5	1- 1	0- 3	AWAY	2- 1	3- 0	1- 0				
1- 1	0- 1	0- 0	NEUTRAL	1- 0	0- 0	0- 0				
9- 2	2- 2	0- 0	NON-CONFERENCE	2- 0	2- 0	3- 0				
6- 0	1- 0	0- 0	HOME	1- 0	1- 0	3- 0				
2- 1	1- 1	0- 0	AWAY	0- 0	1- 0	0- 0				
1- 1	0- 1	0- 0	NEUTRAL	1- 0	0- 0	0- 0				
13- 4	1- 0	3- 3	CONFERENCE	4- 1	2- 0	3- 0				
8- 0	1- 0	3- 0	HOME	2- 0	0- 0	2- 0				
5- 4	0- 0	0- 3	AWAY	2- 1	2- 0	1- 0				
0- 0	0- 0	0- 0	NEUTRAL	0- 0	0- 0	0- 0				

RPI	S	Opponent	Score	RPI	S	Opponent	Score	RPI	S	Opponent	Score	RPI	S	Opponent	Score
1	A	Notre Dame	71 105	26	H	Rutgers	72 66	72	N	West Virginia	84 81	105	A	Minnesota	81 63
11	H	Iowa St.	73 70	40	A	Michigan St.	70 84	74	A	Ohio St.	78 52	121	A	Western Ky.	104 67
14	H	Maryland	86 73	40	H	Michigan St.	86 71	78	A	Purdue	57 62	127	A	Penn St.	81 61
22	N	Florida St.	67 71	46	A	Michigan	81 90	78	H	Purdue	72 58	138	H	IUPUI	72 58
23	A	Drake	91 82	46	H	Michigan	75 61	87	A	Nebraska	74 58	169	H	Oral Roberts	90 77
				49	A	Indiana	73 75	87	H	Nebraska	77 71	187	H	Wisconsin	71 53
								92	H	UNI	83 57	196	H	Robert Morris	92 63
												214	A	Illinois	94 75
												214	H	Illinois	88 66
												338	H	N.C. Central	106 39
LAST 12 Division I GAMES:															
22	N	Florida St.	67 71	40	H	Michigan St.	86 71	127	A	Penn St.	81 61				
87	A	Nebraska	74 58	46	A	Michigan	81 90	78	H	Purdue	72 58				
49	A	Indiana	73 75	26	H	Rutgers	72 66	214	A	Illinois	94 75				
14	H	Maryland	86 73												
214	H	Illinois	88 66												
74	A	Ohio St.	78 52												

Non-Div I Games:

Iowa

Average RPI Win:	114	WON-LOST	WINNING	LAST 10	STRENGTH OF	OPP. STRENGTH	TEAM	ADJ.	CONF.	ADJ CONF.
Average RPI Loss:	27	RECORD	PCT. RANK	GAMES	SCHEDULE	OF SCHEDULE	RPI	RPI	RPI	RPI
DIV. I ONLY	21- 7	46	3- 0	5	34	11	11	3	3	
DIV. I NON-CONF.	10- 2	37	3- 0	13	110	10	10	3	3	
TOTALS	RPI 1-25	RPI 26-50	W-L RECORDS	RPI 51-100	RPI 101-150	RPI 150+				
21- 7	2- 3	5- 3	OVERALL	2- 1	8- 0	4- 0				
15- 2	2- 1	4- 1	HOME	2- 0	4- 0	3- 0				
5- 5	0- 2	1- 2	AWAY	0- 1	4- 0	0- 0				
1- 0	0- 0	0- 0	NEUTRAL	0- 0	0- 0	1- 0				
10- 2	2- 1	2- 1	NON-CONFERENCE	1- 0	1- 0	4- 0				
9- 0	2- 0	2- 0	HOME	1- 0	1- 0	3- 0				
0- 2	0- 1	0- 1	AWAY	0- 0	0- 0	0- 0				
1- 0	0- 0	0- 0	NEUTRAL	0- 0	0- 0	1- 0				
11- 5	0- 2	3- 2	CONFERENCE	1- 1	7- 0	0- 0				
6- 2	0- 1	2- 1	HOME	1- 0	3- 0	0- 0				
5- 3	0- 1	1- 1	AWAY	0- 1	4- 0	0- 0				
0- 0	0- 0	0- 0	NEUTRAL	0- 0	0- 0	0- 0				

RPI	S	Opponent	Score	RPI	S	Opponent	Score	RPI	S	Opponent	Score	RPI	S	Opponent	Score
2	A	Baylor	69 84	28	H	Texas	62 64	72	A	West Virginia	64 73	103	H	Northern Ill.	70 60
2	H	Baylor	60 73	34	A	Kansas St.	81 52	72	H	West Virginia	77 61	128	A	Oklahoma St.	84 71
8	A	Iowa	70 73	34	H	Kansas St.	96 58	99	H	Arkansas	91 82	128	H	Oklahoma St.	89 67
19	H	Miami (FL)	75 52	35	A	South Dakota	59 64					131	A	Oklahoma	91 70
23	H	Drake	86 81	41	A	TCU	69 76					131	H	Oklahoma	104 78
				41	H	TCU	92 54					144	A	Texas Tech	64 62
				47	H	Bucknell	86 61					144	H	Texas Tech	105 66
				50	H	Auburn	67 64					147	A	Kansas	82 73
												201	N	Eastern Mich.	85 59
												207	H	Prairie View	94 46
												249	H	North Dakota	87 35
												267	H	Niagara	95 35
LAST 12 Division I GAMES:															
103	H	Northern Ill.	70 60	128	H	Oklahoma St.	89 67								
50	H	Auburn	67 64	41	A	TCU	69 76								
19	H	Miami (FL)	75 52	72	H	West Virginia	77 61								
144	A	Texas Tech	64 62	34	A	Kansas St.	81 52								
2	H	Baylor	60 73	144	H	Texas Tech	105 66								
131	A	Oklahoma	91 70	128	A	Oklahoma St.	84 71								

Non-Div I Games:

Iowa St.

■ Loss,
 ■ Non-Conf, S Site,
 ■ Home
 ■ Away
 N Neutral

Average RPI Win:	280	WON-LOST	WINNING	LAST 10	STRENGTH OF	OPP. STRENGTH	TEAM	ADJ.	CONF.	ADJ CONF.
Average RPI Loss:	191	RECORD	PCT. RANK	GAMES	SCHEDULE	OF SCHEDULE	RPI	RPI	RPI	RPI
DIV. I ONLY	10- 13	214	1- 0	321	314	278	278	29	29	
DIV. I NON-CONF.	2- 7	288	0- 0	228	229	293	293	28	28	
TOTALS	RPI 1-25	RPI 26-50	W-L RECORDS	RPI 51-100	RPI 101-150	RPI 150+				
10- 13	0- 1	0- 0	OVERALL	0- 2	0- 1	10- 9				
6- 3	0- 0	0- 0	HOME	0- 0	0- 0	6- 3				
3- 9	0- 1	0- 0	AWAY	0- 2	0- 0	3- 6				
1- 1	0- 0	0- 0	NEUTRAL	0- 0	0- 1	1- 0				
2- 7	0- 1	0- 0	NON-CONFERENCE	0- 2	0- 1	2- 3				
1- 1	0- 0	0- 0	HOME	0- 0	0- 0	1- 1				
0- 5	0- 1	0- 0	AWAY	0- 2	0- 0	0- 2				
1- 1	0- 0	0- 0	NEUTRAL	0- 0	0- 1	1- 0				
8- 6	0- 0	0- 0	CONFERENCE	0- 0	0- 0	8- 6				
5- 2	0- 0	0- 0	HOME	0- 0	0- 0	5- 2				
3- 4	0- 0	0- 0	AWAY	0- 0	0- 0	3- 4				
0- 0	0- 0	0- 0	NEUTRAL	0- 0	0- 0	0- 0				

RPI 1-25			RPI 26-50			RPI 51-100			RPI 101+ Team's RPI: 278		
RPI	S	Opponent	Score	RPI	S	Opponent	Score	RPI	S	Opponent	Score
9	A	Mississippi St.	38 105					86	A	UT Arlington	63 99
								99	A	Arkansas	57 76
								141	N	Akron	57 74
								173	A	Southern U.	59 52
								173	H	Southern U.	74 76
								200	A	Grambling	77 74
								200	H	Grambling	89 60
								206	A	Memphis	67 68
								207	A	Prairie View	57 76
								207	H	Prairie View	80 89
								241	A	Texas Southern	67 76
								241	H	Texas Southern	73 64
								260	A	Alabama St.	67 74
								261	A	Louisiana	61 68
								269	H	Central Ark.	65 56
								289	A	Alabama A&M	55 58
								306	H	Southeastern La.	45 50
								328	H	Mississippi Val.	87 56
								339	N	UIC	72 57
								345	H	Ark.-Pine Bluff	60 41
								351	A	Alcorn	82 61
								351	H	Alcorn	88 66
LAST 12 Division I GAMES:											
200	H	Grambling	89 60	328	H	Mississippi Val.	87 56				
241	H	Texas Southern	73 64	200	A	Grambling	77 74				
207	H	Prairie View	80 89	241	A	Texas Southern	67 76				
173	A	Southern U.	59 52	207	A	Prairie View	57 76				
351	A	Alcorn	82 61	173	H	Southern U.	74 76				
345	H	Ark.-Pine Bluff	60 41	351	H	Alcorn	88 66				

Non-Div I Games: Spring Hill 105 57 Millsaps 88 38

Jackson St.

Loss, Non-Conf, S Site, H Home A Away N Neutral

Jacksonville

Through Games Of March 1, 2019

Average RPI Win: 280	WON-LOST	WINNING	LAST 10	STRENGTH OF	OPP. STRENGTH	TEAM	ADJ.	CONF.	ADJ CONF.
Average RPI Loss: 172	RECORD	PCT. RANK	GAMES	SCHEDULE	OF SCHEDULE	RPI	RPI	RPI	RPI
DIV. I ONLY	11- 14	211	0- 1	267	292	229	229	24	24
DIV. I NON-CONF.	4- 6	212	0- 0	143	286	176	176	26	26
TOTALS	RPI 1-25	RPI 26-50	W-L RECORDS	RPI 51-100	RPI 101-150	RPI 150+			
11- 14	0- 2	0- 0	OVERALL	0- 2	1- 1	10- 9			
5- 4	0- 0	0- 0	HOME	0- 0	1- 0	4- 4			
6- 8	0- 2	0- 0	AWAY	0- 1	0- 1	6- 4			
0- 2	0- 0	0- 0	NEUTRAL	0- 1	0- 0	0- 1			
4- 6	0- 2	0- 0	NON-CONFERENCE	0- 1	1- 1	3- 2			
1- 1	0- 0	0- 0	HOME	0- 0	1- 0	0- 1			
3- 3	0- 2	0- 0	AWAY	0- 0	0- 1	3- 0			
0- 2	0- 0	0- 0	NEUTRAL	0- 1	0- 0	0- 1			
7- 8	0- 0	0- 0	CONFERENCE	0- 1	0- 0	7- 7			
4- 3	0- 0	0- 0	HOME	0- 0	0- 0	4- 3			
3- 5	0- 0	0- 0	AWAY	0- 1	0- 0	3- 4			
0- 0	0- 0	0- 0	NEUTRAL	0- 0	0- 0	0- 0			

RPI 1-25			RPI 26-50			RPI 51-100			RPI 101+ Team's RPI: 229		
RPI	S	Opponent	Score	RPI	S	Opponent	Score	RPI	S	Opponent	Score
17	A	Texas A&M	53 73					69	A	FGCU	58 82
22	A	Florida St.	46 79					90	N	Old Dominion	76 78
								127	A	Penn St.	61 80
								142	H	Mercer	71 66
								176	A	North Ala.	59 68
								176	H	North Ala.	59 62
								202	A	Stetson	46 54
								202	H	Stetson	56 69
								205	H	Bethune-Cookman	56 58
								213	A	Liberty	64 52
								213	H	Liberty	75 85
								252	A	North Florida	80 72
								252	H	North Florida	75 63
								289	N	Alabama A&M	60 65
								294	A	Charleston So.	68 58
								297	A	Kennesaw St.	55 75
								297	H	Kennesaw St.	68 53
								315	A	FIU	73 62
								318	A	NJIT	61 56
								318	H	NJIT	69 55
								327	A	Lipscomb	58 61
								327	H	Lipscomb	62 47
								349	A	Savannah St.	68 58
LAST 12 Division I GAMES:											
176	A	North Ala.	59 68	69	A	FGCU	58 82				
318	H	NJIT	69 55	202	H	Stetson	56 69				
252	H	North Florida	75 63	213	H	Liberty	75 85				
202	A	Stetson	46 54	252	A	North Florida	80 72				
327	A	Lipscomb	58 61	318	A	NJIT	61 56				
297	H	Kennesaw St.	68 53	176	H	North Ala.	59 62				

Non-Div I Games: Webber Int'l 73 39 Edward Waters 100 48 Warner 105 55

Jacksonville

Loss, Non-Conf, S Site, H Home A Away N Neutral

Average RPI Win:	268	WON-LOST	WINNING	LAST 10	STRENGTH OF	OPP. STRENGTH	TEAM	ADJ.	CONF.	ADJ CONF.
Average RPI Loss:	141	RECORD	PCT. RANK	GAMES	SCHEDULE	OF SCHEDULE	RPI	RPI	RPI	RPI
DIV. I ONLY	13- 14	186	0- 1	269	229	217	217	22	22	
DIV. I NON-CONF.	5- 5	162	0- 1	259	180	192	192	22	22	
TOTALS	RPI 1-25	RPI 26-50	W-L RECORDS	RPI 51-100	RPI 101-150	RPI 150+				
13- 14	0- 0	0- 1	OVERALL	0- 4	2- 4	11- 5				
6- 6	0- 0	0- 1	HOME	0- 2	2- 0	4- 3				
7- 6	0- 0	0- 0	AWAY	0- 1	0- 3	7- 2				
0- 2	0- 0	0- 0	NEUTRAL	0- 1	0- 1	0- 0				
5- 5	0- 0	0- 1	NON-CONFERENCE	0- 2	1- 2	4- 0				
1- 2	0- 0	0- 1	HOME	0- 1	1- 0	0- 0				
4- 1	0- 0	0- 0	AWAY	0- 0	0- 1	4- 0				
0- 2	0- 0	0- 0	NEUTRAL	0- 1	0- 1	0- 0				
8- 9	0- 0	0- 0	CONFERENCE	0- 2	1- 2	7- 5				
5- 4	0- 0	0- 0	HOME	0- 1	1- 0	4- 3				
3- 5	0- 0	0- 0	AWAY	0- 1	0- 2	3- 2				
0- 0	0- 0	0- 0	NEUTRAL	0- 0	0- 0	0- 0				

RPI 1-25			RPI 26-50			RPI 51-100			RPI 101+			Team's RPI: 217			
RPI	S	Opponent	Score	RPI	S	Opponent	Score	RPI	S	Opponent	Score	RPI	S	Opponent	Score
				45	H	Miami (OH)	41 58	62	A	Belmont	52 66	116	A	UT Martin	72 77
								62	H	Belmont	41 64	130	A	Morehead St.	55 66
								83	N	Harvard	62 69	130	H	Morehead St.	68 57
								94	H	Troy	63 89	132	H	Georgia St.	61 56
												144	A	Texas Tech	58 71
												146	N	Washington St.	51 64
												161	A	Tennessee Tech	59 62
												161	H	Tennessee Tech	49 66
												212	A	Ole Miss	60 49
												218	H	SIUE	47 51
												232	A	Southeast Mo. St.	56 39
												256	H	Austin Peay	67 56
												265	H	Murray St.	59 64
												287	A	Eastern Ill.	49 52
												287	H	Eastern Ill.	78 49
												289	A	Alabama A&M	55 48
												301	A	Tennessee St.	62 52
												301	H	Tennessee St.	76 73
												327	A	Lipscomb	58 46
												333	A	Eastern Ky.	53 44
												333	H	Eastern Ky.	69 64
												348	A	Florida A&M	62 31
LAST 12 Division I GAMES:															
				146	N	Washington St.	51 64	232	A	Southeast Mo. St.	56 39				
				287	A	Eastern Ill.	49 52	116	A	UT Martin	72 77				
				333	H	Eastern Ky.	69 64	256	H	Austin Peay	67 56				
				130	H	Morehead St.	68 57	265	H	Murray St.	59 64				
				301	H	Tennessee St.	76 73	130	A	Morehead St.	55 66				
				161	A	Tennessee Tech	59 62	333	A	Eastern Ky.	53 44				

Non-Div I Games: Montevallo 84 52

Jacksonville St.

Loss, Non-Conf, S Site, H Home A Away N Neutral

<div> <div> <div>Average RPI Win: 182</div> <div>Average RPI Loss: 120</div> </div> <div> <div>WON-LOST</div> <div>RECORD</div> </div> <div> <div>WINNING</div> <div>PCT. RANK</div> </div> <div> <div>LAST 10</div> <div>GAMES</div> </div> </div>				STRENGTH OF SCHEDULE	OPP. STRENGTH OF SCHEDULE	TEAM RPI	ADJ. RPI	CONF. RPI	ADJ CONF. RPI
DIV. I ONLY				175	109	36	36	10	10
DIV. I NON-CONF.				184	150	67	67	10	10
TOTALS		RPI 1-25	RPI 26-50	W-L RECORDS	RPI 51-100	RPI 101-150	RPI 150+		
22- 4	0- 1		0- 0	OVERALL	2- 0	6- 2	14- 1		
12- 0	0- 0		0- 0	HOME	1- 0	5- 0	6- 0		
10- 4	0- 1		0- 0	AWAY	1- 0	1- 2	8- 1		
0- 0	0- 0		0- 0	NEUTRAL	0- 0	0- 0	0- 0		
8- 3	0- 1		0- 0	NON-CONFERENCE	1- 0	2- 1	5- 1		
5- 0	0- 0		0- 0	HOME	1- 0	2- 0	2- 0		
3- 3	0- 1		0- 0	AWAY	0- 0	0- 1	3- 1		
0- 0	0- 0		0- 0	NEUTRAL	0- 0	0- 0	0- 0		
14- 1	0- 0		0- 0	CONFERENCE	1- 0	4- 1	9- 0		
7- 0	0- 0		0- 0	HOME	0- 0	3- 0	4- 0		
7- 1	0- 0		0- 0	AWAY	1- 0	1- 1	5- 0		
0- 0	0- 0		0- 0	NEUTRAL	0- 0	0- 0	0- 0		

RPI 1-25					
RPI	S	Opponent	Score		
14	A	Maryland	63	87	
RPI 26-50					
RPI	S	Opponent	Score		
Team's RPI: 36					
RPI 51-100					
RPI	S	Opponent	Score		
77	A	Drexel	51	35	
81	H	Georgetown	69	57	
RPI 101+					
RPI	S	Opponent	Score		
107	H	St. John's (NY)	64	51	
108	A	Northeastern	58	51	
108	H	Northeastern	84	49	
110	H	Towson	71	59	
120	H	Dayton	68	55	
125	A	UNCW	63	66	
125	H	UNCW	58	51	
143	A	Wake Forest	49	50	
152	A	Delaware	68	43	
155	A	William & Mary	78	65	
155	H	William & Mary	65	48	
193	H	George Washington	50	37	
196	A	Robert Morris	59	36	
197	A	Hampton	65	72	
213	A	Liberty	74	53	
219	A	Elon	74	46	
219	H	Elon	82	30	
222	A	Hofstra	59	44	
222	H	Hofstra	77	54	
293	H	Winthrop	56	39	
295	A	Col. of Charleston	91	50	
295	H	Col. of Charleston	76	35	
343	A	Delaware St.	103	57	
LAST 12 Division I GAMES:					
155	A	William & Mary	78	65	
219	A	Elon	74	46	
125	H	UNCW	58	51	
295	H	Col. of Charleston	76	35	
222	A	Hofstra	59	44	
108	A	Northeastern	58	51	
110	H	Towson	71	59	
219	H	Elon	82	30	
155	H	William & Mary	65	48	
295	A	Col. of Charleston	91	50	
125	A	UNCW	63	66	
108	H	Northeastern	84	49	

Non-Div I Games:

James Madison

Loss, Non-Conf, S Site, H Home A Away N Neutral

Average RPI Win:	128	WON-LOST	WINNING	LAST 10	STRENGTH OF	OPP. STRENGTH	TEAM	ADJ.	CONF.	ADJ CONF.
Average RPI Loss:	34	RECORD	PCT. RANK	GAMES	SCHEDULE	OF SCHEDULE	RPI	RPI	RPI	RPI
DIV. I ONLY	18- 10	95	1- 0	15	13	34	34	3	3	
DIV. I NON-CONF.	9- 3	61	0- 0	70	25	46	46	3	3	
TOTALS	RPI 1-25	RPI 26-50	W-L RECORDS	RPI 51-100	RPI 101-150	RPI 150+				
18- 10	0- 7	3- 1	OVERALL	5- 1	5- 1	5- 0				
11- 4	0- 2	1- 1	HOME	3- 0	2- 1	5- 0				
6- 3	0- 2	2- 0	AWAY	1- 1	3- 0	0- 0				
1- 3	0- 3	0- 0	NEUTRAL	1- 0	0- 0	0- 0				
9- 3	0- 3	0- 0	NON-CONFERENCE	4- 0	0- 0	5- 0				
7- 0	0- 0	0- 0	HOME	2- 0	0- 0	5- 0				
1- 0	0- 0	0- 0	AWAY	1- 0	0- 0	0- 0				
1- 3	0- 3	0- 0	NEUTRAL	1- 0	0- 0	0- 0				
9- 7	0- 4	3- 1	CONFERENCE	1- 1	5- 1	0- 0				
4- 4	0- 2	1- 1	HOME	1- 0	2- 1	0- 0				
5- 3	0- 2	2- 0	AWAY	0- 1	3- 0	0- 0				
0- 0	0- 0	0- 0	NEUTRAL	0- 0	0- 0	0- 0				

RPI	S	Opponent	Score	RPI	S	Opponent	Score	Team's RPI: 34	RPI	S	Opponent	Score	RPI	S	Opponent	Score
2	A	Baylor	50 65	28	A	Texas	69 60		59	N	Princeton	80 61	128	H	Oklahoma St.	59 48
2	H	Baylor	48 71	28	H	Texas	87 69		64	H	Lamar University	73 55	131	A	Oklahoma	83 75
10	N	Syracuse	61 70	41	A	TCU	75 72		72	A	Little Rock	53 47	131	H	Oklahoma	86 56
11	A	Iowa St.	58 96	41	H	TCU	47 61		72	A	West Virginia	30 60	144	A	Texas Tech	66 62
11	H	Iowa St.	52 81						72	H	West Virginia	90 79	147	A	Kansas	72 62
15	N	Arizona St.	51 65						92	H	UNI	72 62	147	H	Kansas	54 61
24	N	DePaul	59 79										175	H	North Texas	60 42
													178	H	Vanderbilt	72 61
													226	H	UMKC	61 50
													269	H	Central Ark.	70 54
													320	H	Omaha	61 46
LAST 12 Division I GAMES:																
72	H	West Virginia	90 79	11	H	Iowa St.	52 81									
41	A	TCU	75 72	41	H	TCU	47 61									
28	A	Texas	69 60	72	A	West Virginia	30 60									
2	H	Baylor	48 71	128	H	Oklahoma St.	59 48									
131	A	Oklahoma	83 75	144	A	Texas Tech	66 62									
147	A	Kansas	72 62	28	H	Texas	87 69									

Non-Div I Games:

Kansas St.

Kennesaw St.

Through Games Of March 1, 2019

Average RPI Win:	269	WON-LOST	WINNING	LAST 10	STRENGTH OF	OPP. STRENGTH	TEAM	ADJ.	CONF.	ADJ CONF.
Average RPI Loss:	176	RECORD	PCT. RANK	GAMES	SCHEDULE	OF SCHEDULE	RPI	RPI	RPI	RPI
DIV. I ONLY	7- 19	291	0- 1	187	295	297	297	24	24	
DIV. I NON-CONF.	3- 9	271	0- 0	159	280	277	277	26	26	
TOTALS	RPI 1-25	RPI 26-50	W-L RECORDS	RPI 51-100	RPI 101-150	RPI 150+				
7- 19	0- 0	0- 2	OVERALL	0- 2	0- 4	7- 11				
6- 3	0- 0	0- 0	HOME	0- 1	0- 0	6- 2				
0- 12	0- 0	0- 1	AWAY	0- 1	0- 3	0- 7				
1- 4	0- 0	0- 1	NEUTRAL	0- 0	0- 1	1- 2				
3- 9	0- 0	0- 2	NON-CONFERENCE	0- 0	0- 4	3- 3				
2- 0	0- 0	0- 0	HOME	0- 0	0- 0	2- 0				
0- 5	0- 0	0- 1	AWAY	0- 0	0- 3	0- 1				
1- 4	0- 0	0- 1	NEUTRAL	0- 0	0- 1	1- 2				
4- 10	0- 0	0- 0	CONFERENCE	0- 2	0- 0	4- 8				
4- 3	0- 0	0- 0	HOME	0- 1	0- 0	4- 2				
0- 7	0- 0	0- 0	AWAY	0- 1	0- 0	0- 6				
0- 0	0- 0	0- 0	NEUTRAL	0- 0	0- 0	0- 0				

RPI S	Opponent	Score	RPI S	Opponent	Score	RPI S	Opponent	Score	RPI S	Opponent	Score	Team's RPI: 297
40 N	Michigan St.	51 75	69 A	FGCU	48 79	112 N	Idaho St.	49 60				
42 A	Georgia Tech	35 60	69 H	FGCU	46 69	132 A	Georgia St.	73 79				
						140 A	Seton Hall	80 102				
						142 A	Mercer	48 64				
						176 A	North Ala.	55 80				
						176 H	North Ala.	74 72				
						202 A	Stetson	69 76				
						205 N	Bethune-Cookman	61 64				
						211 H	Furman	74 63				
						213 A	Liberty	55 68				
						213 H	Liberty	61 67				
						221 A	East Carolina	56 68				
						229 A	Jacksonville	53 68				
						229 H	Jacksonville	75 55				
						252 A	North Florida	66 74				
						252 H	North Florida	60 71				
						284 H	Ga. Southern	78 59				
						309 N	UMBC	53 57				
						318 A	NJIT	60 66				
						318 H	NJIT	70 47				
						327 H	Lipscomb	67 36				
						338 N	N.C. Central	78 54				
LAST 12 Division I GAMES:												
213 A	Liberty	55 68	229 A	Jacksonville	53 68							
69 A	FGCU	48 79	202 A	Stetson	69 76							
176 H	North Ala.	74 72	252 H	North Florida	60 71							
327 H	Lipscomb	67 36	176 A	North Ala.	55 80							
252 A	North Florida	66 74	69 H	FGCU	46 69							
318 H	NJIT	70 47	213 H	Liberty	61 67							

Non-Div I Games: Middle Ga. St. 80 70

Kennesaw St.

Loss, Non-Conf, S Site, H Home A Away N Neutral

Average RPI Win: 199	WON-LOST	WINNING	LAST 10	STRENGTH OF	OPP. STRENGTH	TEAM	ADJ.	CONF.	ADJ CONF.
Average RPI Loss: 63	RECORD	PCT. RANK	GAMES	SCHEDULE	OF SCHEDULE	RPI	RPI	RPI	RPI
DIV. I ONLY	15- 10	118	1- 0	60	117	75	75	7	7
DIV. I NON-CONF.	6- 4	125	0- 0	142	165	94	94	9	9
TOTALS	RPI 1-25	RPI 26-50	W-L RECORDS	RPI 51-100	RPI 101-150	RPI 150+			
15- 10	0- 2	1- 5	OVERALL	1- 1	3- 1	10- 1			
9- 3	0- 1	1- 1	HOME	0- 0	3- 1	5- 0			
6- 7	0- 1	0- 4	AWAY	1- 1	0- 0	5- 1			
0- 0	0- 0	0- 0	NEUTRAL	0- 0	0- 0	0- 0			
6- 4	0- 1	0- 1	NON-CONFERENCE	0- 1	1- 1	5- 0			
3- 1	0- 0	0- 0	HOME	0- 0	1- 1	2- 0			
3- 3	0- 1	0- 1	AWAY	0- 1	0- 0	3- 0			
0- 0	0- 0	0- 0	NEUTRAL	0- 0	0- 0	0- 0			
9- 6	0- 1	1- 4	CONFERENCE	1- 0	2- 0	5- 1			
6- 2	0- 1	1- 1	HOME	0- 0	2- 0	3- 0			
3- 4	0- 0	0- 3	AWAY	1- 0	0- 0	2- 1			
0- 0	0- 0	0- 0	NEUTRAL	0- 0	0- 0	0- 0			

RPI 1-25				RPI 26-50				RPI 51-100				Team's RPI: 75	RPI 101+			
RPI	S	Opponent	Score	RPI	S	Opponent	Score	RPI	S	Opponent	Score		RPI	S	Opponent	Score
7	A	NC State	61 78	33	A	North Carolina	60 73	67	A	Wright St.	55 61		103	H	Northern Ill.	87 78
25	H	Central Mich.	75 82	37	A	Buffalo	66 75	89	A	Toledo	58 47		119	H	Youngstown St.	62 34
				39	A	Ohio	81 83						134	H	Duquesne	72 77
				39	H	Ohio	67 69						141	H	Akron	73 58
				45	A	Miami (OH)	63 79						196	A	Robert Morris	54 46
				45	H	Miami (OH)	67 58						201	A	Eastern Mich.	67 54
													201	H	Eastern Mich.	71 64
													208	A	Ball St.	44 48
													224	H	Bowling Green	77 73
													240	H	Northern Ky.	62 61
													258	A	St. Bonaventure	76 64
													268	A	Western Mich.	56 52
													268	H	Western Mich.	55 51
													313	H	Oakland	75 65
													318	A	NJIT	57 40
LAST 12 Division I GAMES:																
				45	H	Miami (OH)	67 58						268	H	Western Mich.	55 51
				39	H	Ohio	67 69						141	H	Akron	73 58
				268	A	Western Mich.	56 52						45	A	Miami (OH)	63 79
				224	H	Bowling Green	77 73						208	A	Ball St.	44 48
				201	A	Eastern Mich.	67 54						25	H	Central Mich.	75 82
				37	A	Buffalo	66 75						39	A	Ohio	81 83

Non-Div I Games: Clarion 92 38

Kent St.

■ Loss,
■ Non-Conf,
■ S Site,
■ H Home
■ A Away
N Neutral

Kentucky

Through Games Of March 1, 2019

Average RPI Win:	132	WON-LOST	WINNING	LAST 10	STRENGTH OF	OPP. STRENGTH	TEAM	ADJ.	CONF.	ADJ CONF.
Average RPI Loss:	46	RECORD	PCT. RANK	GAMES	SCHEDULE	OF SCHEDULE	RPI	RPI	RPI	RPI
DIV. I ONLY	23- 6	25	0- 1	43	36	21	21	5	5	
DIV. I NON-CONF.	13- 1	9	0- 0	98	82	16	16	5	5	
TOTALS	RPI 1-25	RPI 26-50	W-L RECORDS	RPI 51-100	RPI 101-150	RPI 150+				
23- 6	1- 5	4- 0	OVERALL	5- 0	4- 0	9- 1				
15- 3	0- 2	1- 0	HOME	3- 0	3- 0	8- 1				
5- 3	1- 3	1- 0	AWAY	2- 0	0- 0	1- 0				
3- 0	0- 0	2- 0	NEUTRAL	0- 0	1- 0	0- 0				
13- 1	0- 1	2- 0	NON-CONFERENCE	1- 0	4- 0	6- 0				
10- 0	0- 0	0- 0	HOME	1- 0	3- 0	6- 0				
0- 1	0- 1	0- 0	AWAY	0- 0	0- 0	0- 0				
3- 0	0- 0	2- 0	NEUTRAL	0- 0	1- 0	0- 0				
10- 5	1- 4	2- 0	CONFERENCE	4- 0	0- 0	3- 1				
5- 3	0- 2	1- 0	HOME	2- 0	0- 0	2- 1				
5- 2	1- 2	1- 0	AWAY	2- 0	0- 0	1- 0				
0- 0	0- 0	0- 0	NEUTRAL	0- 0	0- 0	0- 0				

RPI 1-25				RPI 26-50				RPI 51-100				RPI 101+			
RPI	S	Opponent	Score	RPI	S	Opponent	Score	RPI	S	Opponent	Score	RPI	S	Opponent	Score
3	A	Louisville	75 80	27	H	Missouri	52 41	60	H	Middle Tenn.	72 55	102	H	Virginia	63 51
9	A	Mississippi St.	71 86	30	N	UCLA	75 74	61	A	LSU	64 60	123	N	South Fla.	85 63
16	A	South Carolina	65 57	33	N	North Carolina	85 75	61	H	LSU	57 52	124	H	High Point	71 49
16	H	South Carolina	70 74	50	A	Auburn	78 68	65	A	Tennessee	73 71	130	H	Morehead St.	87 57
17	A	Texas A&M	71 73					99	H	Arkansas	61 59	153	A	Alabama	68 53
17	H	Texas A&M	55 62									173	H	Southern U.	91 41
												178	H	Vanderbilt	77 55
												212	H	Ole Miss	49 55
												216	H	Sacred Heart	71 43
												223	H	Florida	62 51
												253	H	Rhode Island	75 52
												260	H	Alabama St.	87 35
												265	H	Murray St.	88 49
												340	H	Western Caro.	99 39
LAST 12 Division I GAMES:															
17	H	Texas A&M	55 62	223	H	Florida	62 51								
61	H	LSU	57 52	16	H	South Carolina	70 74								
16	A	South Carolina	65 57	17	A	Texas A&M	71 73								
99	H	Arkansas	61 59	27	H	Missouri	52 41								
153	A	Alabama	68 53	61	A	LSU	64 60								
50	A	Auburn	78 68	212	H	Ole Miss	49 55								

Non-Div I Games:

Kentucky

■ Loss,
 ■ Non-Conf, S Site,
 ■ Home
 ■ Away
 N Neutral

Average RPI Win: 253				WON-LOST	WINNING	LAST 10	STRENGTH OF		OPP. STRENGTH	TEAM	ADJ.	CONF.	ADJ CONF.
Average RPI Loss: 260				RECORD	PCT. RANK	GAMES	SCHEDULE	OF SCHEDULE	RPI	RPI	RPI	RPI	RPI
DIV. I ONLY				4- 22	329	0- 1	331	350	346	346	31	31	
DIV. I NON-CONF.				1- 10	330	0- 0	335	347	351	351	31	31	
TOTALS		RPI 1-25		RPI 26-50		W-L RECORDS		RPI 51-100		RPI 101-150		RPI 150+	
4- 22	0- 0			0- 1	OVERALL		0- 0	0- 1		4- 20			
3- 8	0- 0			0- 0	HOME		0- 0	0- 0		3- 8			
1- 13	0- 0			0- 1	AWAY		0- 0	0- 1		1- 11			
0- 1	0- 0			0- 0	NEUTRAL		0- 0	0- 0		0- 1			
1- 10	0- 0			0- 1	NON-CONFERENCE		0- 0	0- 1		1- 8			
1- 3	0- 0			0- 0	HOME		0- 0	0- 0		1- 3			
0- 6	0- 0			0- 1	AWAY		0- 0	0- 1		0- 4			
0- 1	0- 0			0- 0	NEUTRAL		0- 0	0- 0		0- 1			
3- 12	0- 0			0- 0	CONFERENCE		0- 0	0- 0		3- 12			
2- 5	0- 0			0- 0	HOME		0- 0	0- 0		2- 5			
1- 7	0- 0			0- 0	AWAY		0- 0	0- 0		1- 7			
0- 0	0- 0			0- 0	NEUTRAL		0- 0	0- 0		0- 0			

RPI 1-25					
RPI	S	Opponent	Score		
46	A	Michigan	38	83	
<div></div>					
LAST 12 Division I GAMES:					
196	A	Robert Morris	54	71	
231	A	Saint Francis (PA)	75	69	
216	H	Sacred Heart	69	64	
262	A	St. Francis Brooklyn	64	87	
237	H	Mt. St. Mary's	71	61	
312	H	Wagner	62	66	
RPI 26-50					
RPI	S	Opponent	Score		
46	A	Michigan	38	83	
<div></div>					
LAST 12 Division I GAMES:					
196	A	Robert Morris	54	71	
231	A	Saint Francis (PA)	75	69	
216	H	Sacred Heart	69	64	
262	A	St. Francis Brooklyn	64	87	
237	H	Mt. St. Mary's	71	61	
312	H	Wagner	62	66	
RPI 51-100					
RPI	S	Opponent	Score		
136	A	Lehigh	38	72	
182	N	UC Irvine	71	84	
196	A	Robert Morris	54	71	
196	H	Robert Morris	37	89	
216	A	Sacred Heart	53	75	
216	H	Sacred Heart	69	64	
231	A	Saint Francis (PA)	75	69	
231	H	Saint Francis (PA)	66	80	
237	A	Mt. St. Mary's	45	61	
237	H	Mt. St. Mary's	71	61	
262	A	St. Francis Brooklyn	64	87	
262	H	St. Francis Brooklyn	67	79	
276	A	Manhattan	46	61	
281	H	Army West Point	42	57	
292	A	Fairfield	43	71	
300	A	Bryant	62	69	
312	A	Wagner	62	72	
312	H	Wagner	62	66	
318	H	NJIT	51	72	
319	A	Central Conn. St.	57	63	
321	H	UMass Lowell	64	69	
326	H	Lafayette	55	50	
335	A	Grand Canyon	62	65	
342	A	Saint Peter's	59	86	
347	H	Fairleigh Dickinson	52	69	
196	H	Robert Morris	37	89	
Team's RPI: 346					

Non-Div I Games:

LIU Brooklyn

Loss, Non-Conf, S Site, H Home A Away N Neutral

Average RPI Win:	155	WON-LOST	WINNING	LAST 10	STRENGTH OF	OPP. STRENGTH	TEAM	ADJ.	CONF.	ADJ CONF.
Average RPI Loss:	54	RECORD	PCT. RANK	GAMES	SCHEDULE	OF SCHEDULE	RPI	RPI	RPI	RPI
DIV. I ONLY	16- 11	122	0- 1	33	60	61	61	5	5	
DIV. I NON-CONF.	9- 3	61	0- 0	122	149	81	81	5	5	
TOTALS	RPI 1-25	RPI 26-50	W-L RECORDS	RPI 51-100	RPI 101-150	RPI 150+				
16- 11	2- 6	1- 1	OVERALL	3- 2	1- 1	9- 1				
11- 5	1- 3	1- 0	HOME	3- 0	1- 1	5- 1				
5- 6	1- 3	0- 1	AWAY	0- 2	0- 0	4- 0				
0- 0	0- 0	0- 0	NEUTRAL	0- 0	0- 0	0- 0				
9- 3	1- 0	0- 1	NON-CONFERENCE	2- 0	1- 1	5- 1				
7- 2	0- 0	0- 0	HOME	2- 0	1- 1	4- 1				
2- 1	1- 0	0- 1	AWAY	0- 0	0- 0	1- 0				
0- 0	0- 0	0- 0	NEUTRAL	0- 0	0- 0	0- 0				
7- 8	1- 6	1- 0	CONFERENCE	1- 2	0- 0	4- 0				
4- 3	1- 3	1- 0	HOME	1- 0	0- 0	1- 0				
3- 5	0- 3	0- 0	AWAY	0- 2	0- 0	3- 0				
0- 0	0- 0	0- 0	NEUTRAL	0- 0	0- 0	0- 0				

RPI 1-25				RPI 26-50				RPI 51-100 Team's RPI: 61				RPI 101+			
RPI	S	Opponent	Score	RPI	S	Opponent	Score	RPI	S	Opponent	Score	RPI	S	Opponent	Score
9	A	Mississippi St.	56 76	26	A	Rutgers	43 57	65	A	Tennessee	65 74	123	H	South Fla.	78 49
9	H	Mississippi St.	35 68	27	H	Missouri	61 51	72	H	Little Rock	60 45	147	H	Kansas	61 68
16	H	South Carolina	53 76					98	A	Georgia	50 63	153	A	Alabama	62 56
17	A	Texas A&M	55 59					99	H	Arkansas	71 34	164	H	Tulane	54 56
17	H	Texas A&M	63 52					100	H	Northern Colo.	62 57	173	H	Nicholls St.	76 44
21	A	Kentucky	52 57									178	A	Vanderbilt	79 68
21	H	Kentucky	60 64									184	H	Sam Houston St.	66 52
22	A	Florida St.	58 45									212	A	Ole Miss	55 41
												223	H	Florida	69 51
												261	A	Louisiana	76 54
												306	H	Southeastern La.	72 52
												325	H	McNeese	86 36
LAST 12 Division I GAMES:															
				9	A	Mississippi St.	56 76	27	H	Missouri	61 51				
				21	A	Kentucky	52 57	9	H	Mississippi St.	35 68				
				223	H	Florida	69 51	65	A	Tennessee	65 74				
				178	A	Vanderbilt	79 68	153	A	Alabama	62 56				
				17	A	Texas A&M	55 59	21	H	Kentucky	60 64				
				99	H	Arkansas	71 34	16	H	South Carolina	53 76				

Non-Div I Games:

LSU

■ Loss,
 ■ Non-Conf,
 ■ S Site,
 ■ H Home
 ■ A Away
 N Neutral

Average RPI Win:	222	WON-LOST	WINNING	LAST 10	STRENGTH OF	OPP. STRENGTH	TEAM	ADJ.	CONF.	ADJ CONF.
Average RPI Loss:	152	RECORD	PCT. RANK	GAMES	SCHEDULE	OF SCHEDULE	RPI	RPI	RPI	RPI
DIV. I ONLY	5- 24	325	1- 0	135	177	288	288	17	17	
DIV. I NON-CONF.	3- 11	292	0- 0	46	183	209	209	16	16	
TOTALS	RPI 1-25	RPI 26-50	W-L RECORDS	RPI 51-100	RPI 101-150	RPI 150+				
5- 24	0- 1	0- 1	OVERALL	1- 3	0- 7	4- 12				
2- 9	0- 0	0- 0	HOME	0- 1	0- 3	2- 5				
1- 15	0- 1	0- 1	AWAY	0- 2	0- 4	1- 7				
2- 0	0- 0	0- 0	NEUTRAL	1- 0	0- 0	1- 0				
3- 11	0- 1	0- 1	NON-CONFERENCE	1- 3	0- 3	2- 3				
1- 3	0- 0	0- 0	HOME	0- 1	0- 1	1- 1				
0- 8	0- 1	0- 1	AWAY	0- 2	0- 2	0- 2				
2- 0	0- 0	0- 0	NEUTRAL	1- 0	0- 0	1- 0				
2- 13	0- 0	0- 0	CONFERENCE	0- 0	0- 4	2- 9				
1- 6	0- 0	0- 0	HOME	0- 0	0- 2	1- 4				
1- 7	0- 0	0- 0	AWAY	0- 0	0- 2	1- 5				
0- 0	0- 0	0- 0	NEUTRAL	0- 0	0- 0	0- 0				

RPI 1-25				RPI 26-50				RPI 51-100				RPI 101+ Team's RPI: 288			
RPI	S	Opponent	Score	RPI	S	Opponent	Score	RPI	S	Opponent	Score	RPI	S	Opponent	Score
20	A	Oregon St.	46 100	43	A	Villanova	68 81	66	A	Penn	34 65	106	A	VCU	38 68
								77	H	Drexel	43 58	107	H	St. John's (NY)	57 83
								83	A	Harvard	43 88	110	A	Towson	68 92
								96	N	Pepperdine	62 55	111	H	Fordham	54 65
												117	A	Providence	47 77
												120	A	Dayton	45 84
												134	H	Duquesne	62 66
												157	A	Davidson	61 80
												166	A	Temple	47 75
												179	A	Saint Louis	58 69
												193	H	George Washington	59 67
												195	A	George Mason	42 59
												196	A	Robert Morris	39 67
												220	H	Howard	54 57
												227	H	Massachusetts	60 74
												236	A	Saint Joseph's	57 60
												236	H	Saint Joseph's	63 64
												240	N	Northern Ky.	74 56
												253	H	Rhode Island	77 71
												258	A	St. Bonaventure	52 45
												263	H	Norfolk St.	62 52
												275	A	Richmond	51 56
												275	H	Richmond	60 74
LAST 12 Division I GAMES:															
258	A	St. Bonaventure	52 45	157	A	Davidson	61 80								
275	A	Richmond	51 56	111	H	Fordham	54 65								
236	H	Saint Joseph's	63 64	275	H	Richmond	60 74								
195	A	George Mason	42 59	134	H	Duquesne	62 66								
179	A	Saint Louis	58 69	236	A	Saint Joseph's	57 60								
253	H	Rhode Island	77 71	193	H	George Washington	59 67								

Non-Div I Games:

La Salle

■ Loss,
 ■ Non-Conf,
 ■ S Site,
 ■ Home
 ■ A Away
 N Neutral

La.-Monroe

Through Games Of March 1, 2019

Average RPI Win:	307	WON-LOST	WINNING	LAST 10	STRENGTH OF	OPP. STRENGTH	TEAM	ADJ.	CONF.	ADJ CONF.
Average RPI Loss:	173	RECORD	PCT. RANK	GAMES	SCHEDULE	OF SCHEDULE	RPI	RPI	RPI	RPI
DIV. I ONLY	6- 18	298	0- 1	318	197	316	316	12	12	
DIV. I NON-CONF.	4- 5	190	0- 0	349	336	319	319	14	14	
TOTALS	RPI 1-25	RPI 26-50	W-L RECORDS	RPI 51-100	RPI 101-150	RPI 150+				
6- 18	0- 0	0- 0	OVERALL	0- 4	0- 5	6- 9				
3- 7	0- 0	0- 0	HOME	0- 1	0- 2	3- 4				
3- 11	0- 0	0- 0	AWAY	0- 3	0- 3	3- 5				
0- 0	0- 0	0- 0	NEUTRAL	0- 0	0- 0	0- 0				
4- 5	0- 0	0- 0	NON-CONFERENCE	0- 0	0- 1	4- 4				
2- 1	0- 0	0- 0	HOME	0- 0	0- 0	2- 1				
2- 4	0- 0	0- 0	AWAY	0- 0	0- 1	2- 3				
0- 0	0- 0	0- 0	NEUTRAL	0- 0	0- 0	0- 0				
2- 13	0- 0	0- 0	CONFERENCE	0- 4	0- 4	2- 5				
1- 6	0- 0	0- 0	HOME	0- 1	0- 2	1- 3				
1- 7	0- 0	0- 0	AWAY	0- 3	0- 2	1- 2				
0- 0	0- 0	0- 0	NEUTRAL	0- 0	0- 0	0- 0				

RPI S	Opponent	Score	RPI S	Opponent	Score	RPI S	Opponent	Score	RPI S	Opponent	Score	Team's RPI: 316
						72	A Little Rock	44 63	132	A Georgia St.	46 68	
						86	H UT Arlington	56 60	132	H Georgia St.	41 56	
						94	A Troy	56 78	144	A Texas Tech	42 86	
						95	A South Alabama	49 77	149	A Appalachian St.	51 56	
									149	H Appalachian St.	58 80	
									162	H Coastal Caro.	54 79	
									168	H Texas St.	51 62	
									173	H Nicholls St.	54 55	
									180	A Arkansas St.	54 64	
									209	A SMU	38 49	
									261	A Louisiana	45 52	
									261	H Louisiana	52 55	
									284	A Ga. Southern	80 62	
									284	H Ga. Southern	58 57	
									290	A New Orleans	57 44	
									306	A Southeastern La.	42 49	
									325	H McNeese	69 60	
									328	H Mississippi Val.	72 65	
									329	A Northwestern St.	63 55	
									337	A Houston Baptist	60 68	
LAST 12 Division I GAMES:												
149	A	Appalachian St.	51	56	149	H	Appalachian St.	58	80			
86	H	UT Arlington	56	60	162	H	Coastal Caro.	54	79			
168	H	Texas St.	51	62	95	A	South Alabama	49	77			
261	H	Louisiana	52	55	94	A	Troy	56	78			
284	A	Ga. Southern	80	62	261	A	Louisiana	45	52			
132	A	Georgia St.	46	68	132	H	Georgia St.	41	56			

Non-Div I Games: LSU-Alexandria 93 62 Ark.-Monticello 70 39

La.-Monroe

Loss, Non-Conf, S Site, H Home A Away N Neutral

Lafayette

Through Games Of March 1, 2019

Average RPI Win:	258	WON-LOST	WINNING	LAST 10	STRENGTH OF	OPP. STRENGTH	TEAM	ADJ.	CONF.	ADJ CONF.
Average RPI Loss:	207	RECORD	PCT. RANK	GAMES	SCHEDULE	OF SCHEDULE	RPI	RPI	RPI	RPI
DIV. I ONLY	7- 20	293	0- 1	315	271	326	326	18	18	
DIV. I NON-CONF.	5- 6	177	0- 1	348	343	325	325	21	21	
TOTALS	RPI 1-25	RPI 26-50	W-L RECORDS	RPI 51-100	RPI 101-150	RPI 150+				
7- 20	0- 0	0- 2	OVERALL	0- 2	0- 1	7- 15				
5- 8	0- 0	0- 1	HOME	0- 1	0- 1	5- 5				
2- 11	0- 0	0- 1	AWAY	0- 1	0- 0	2- 9				
0- 1	0- 0	0- 0	NEUTRAL	0- 0	0- 0	0- 1				
5- 6	0- 0	0- 0	NON-CONFERENCE	0- 0	0- 0	5- 6				
3- 2	0- 0	0- 0	HOME	0- 0	0- 0	3- 2				
2- 3	0- 0	0- 0	AWAY	0- 0	0- 0	2- 3				
0- 1	0- 0	0- 0	NEUTRAL	0- 0	0- 0	0- 1				
2- 14	0- 0	0- 2	CONFERENCE	0- 2	0- 1	2- 9				
2- 6	0- 0	0- 1	HOME	0- 1	0- 1	2- 3				
0- 8	0- 0	0- 1	AWAY	0- 1	0- 0	0- 6				
0- 0	0- 0	0- 0	NEUTRAL	0- 0	0- 0	0- 0				

RPI S	Opponent	Score	RPI S	Opponent	Score	RPI S	Opponent	Score	RPI S	Opponent	Score	Team's RPI: 326
47	A Bucknell	43 75	47	H Bucknell	47 56	71	A American	45 60	136	H Lehigh	43 70	
						71	H American	57 67	152	N Delaware	47 65	
									158	A Boston U.	49 50	
									158	H Boston U.	44 47	
									189	A Holy Cross	53 56	
									189	H Holy Cross	73 63	
									204	H Cornell	59 62	
									228	A Navy	53 65	
									228	H Navy	55 42	
									234	H Monmouth	73 69	
									243	H Albany (NY)	67 66	
									247	A Colgate	49 60	
									250	H Binghamton	59 50	
									276	A Manhattan	49 60	
									281	A Army West Point	50 65	
									281	H Army West Point	40 64	
									296	A Loyola Maryland	50 62	
									296	H Loyola Maryland	52 55	
									305	A Fla. Atlantic	49 53	
									312	A Wagner	66 43	
									342	H Saint Peter's	60 62	
									346	A LIU Brooklyn	50 55	
									347	A Fairleigh Dickinson	63 57	
LAST 12 Division I GAMES:												
152	N Delaware	47 65	47	A Bucknell	43 75							
158	A Boston U.	49 50	189	A Holy Cross	53 56							
71	H American	57 67	158	H Boston U.	44 47							
228	A Navy	53 65	71	A American	45 60							
296	H Loyola Maryland	52 55	228	H Navy	55 42							
281	H Army West Point	40 64	296	A Loyola Maryland	50 62							

Non-Div I Games:

Lafayette

Loss, Non-Conf, S Site, H Home A Away N Neutral

Average RPI Win:	242	WON-LOST	WINNING	LAST 10	STRENGTH OF	OPP. STRENGTH	TEAM	ADJ.	CONF.	ADJ CONF.
Average RPI Loss:	63	RECORD	PCT. RANK	GAMES	SCHEDULE	OF SCHEDULE	RPI	RPI	RPI	RPI
DIV. I ONLY	18- 5	35	0- 0	206	219	64	64	25	25	
DIV. I NON-CONF.	3- 4	199	0- 0	10	19	31	31	23	23	
TOTALS	RPI 1-25	RPI 26-50	W-L RECORDS	RPI 51-100	RPI 101-150	RPI 150+				
18- 5	1- 1	0- 2	OVERALL	1- 1	0- 0	16- 1				
8- 0	0- 0	0- 0	HOME	1- 0	0- 0	7- 0				
10- 4	1- 1	0- 1	AWAY	0- 1	0- 0	9- 1				
0- 1	0- 0	0- 1	NEUTRAL	0- 0	0- 0	0- 0				
3- 4	1- 1	0- 2	NON-CONFERENCE	1- 0	0- 0	1- 1				
1- 0	0- 0	0- 0	HOME	1- 0	0- 0	0- 0				
2- 3	1- 1	0- 1	AWAY	0- 0	0- 0	1- 1				
0- 1	0- 0	0- 1	NEUTRAL	0- 0	0- 0	0- 0				
15- 1	0- 0	0- 0	CONFERENCE	0- 1	0- 0	15- 0				
7- 0	0- 0	0- 0	HOME	0- 0	0- 0	7- 0				
8- 1	0- 0	0- 0	AWAY	0- 1	0- 0	8- 0				
0- 0	0- 0	0- 0	NEUTRAL	0- 0	0- 0	0- 0				

RPI 1-25				RPI 26-50				RPI 51-100				Team's RPI: 64		RPI 101+			
RPI	S	Opponent	Score	RPI	S	Opponent	Score	RPI	S	Opponent	Score			RPI	S	Opponent	Score
9	A	Mississippi St.	53 104	34	A	Kansas St.	55 73	79	A	SFA	58 70			156	A	Denver	110 117
17	A	Texas A&M	74 68	39	N	Ohio	62 87	97	H	Pacific	82 66			159	A	Abilene Christian	63 60
														173	H	Nicholls St.	78 65
														184	A	Sam Houston St.	83 72
														184	H	Sam Houston St.	81 76
														245	A	A&M-Corpus Christi	72 47
														245	H	A&M-Corpus Christi	76 58
														261	A	Louisiana	79 77
														269	H	Central Ark.	57 37
														290	A	New Orleans	79 57
														303	A	Incarnate Word	77 51
														303	H	Incarnate Word	79 53
														306	H	Southeastern La.	94 54
														325	A	McNeese	64 62
														329	A	Northwestern St.	94 70
														337	A	Houston Baptist	97 49
														337	H	Houston Baptist	63 50
LAST 12 Division I GAMES:																	
337	A	Houston Baptist	97 49	159	A	Abilene Christian	63 60										
245	A	A&M-Corpus Christi	72 47	325	A	McNeese	64 62										
303	H	Incarnate Word	79 53	173	H	Nicholls St.	78 65										
184	H	Sam Houston St.	81 76	184	A	Sam Houston St.	83 72										
329	A	Northwestern St.	94 70	303	A	Incarnate Word	77 51										
79	A	SFA	58 70	306	H	Southeastern La.	94 54										

Non-Div I Games: LeTourneau 104 27 Louisiana Col. 94 43 McMurry 100 37 Howard Payne 93 37 Lamar University

Average RPI Win:	262	WON-LOST	WINNING	LAST 10	STRENGTH OF	OPP. STRENGTH	TEAM	ADJ.	CONF.	ADJ CONF.
Average RPI Loss:	79	RECORD	PCT. RANK	GAMES	SCHEDULE	OF SCHEDULE	RPI	RPI	RPI	RPI
DIV. I ONLY	17- 9	87	0- 1	181	217	136	136	18	18	
DIV. I NON-CONF.	7- 3	83	0- 1	180	240	127	127	21	21	
TOTALS	RPI 1-25	RPI 26-50	W-L RECORDS	RPI 51-100	RPI 101-150	RPI 150+				
17- 9	0- 1	0- 3	OVERALL	0- 2	0- 1	17- 2				
10- 5	0- 0	0- 2	HOME	0- 1	0- 1	10- 1				
7- 4	0- 1	0- 1	AWAY	0- 1	0- 0	7- 1				
0- 0	0- 0	0- 0	NEUTRAL	0- 0	0- 0	0- 0				
7- 3	0- 1	0- 1	NON-CONFERENCE	0- 0	0- 1	7- 0				
5- 2	0- 0	0- 1	HOME	0- 0	0- 1	5- 0				
2- 1	0- 1	0- 0	AWAY	0- 0	0- 0	2- 0				
0- 0	0- 0	0- 0	NEUTRAL	0- 0	0- 0	0- 0				
10- 6	0- 0	0- 2	CONFERENCE	0- 2	0- 0	10- 2				
5- 3	0- 0	0- 1	HOME	0- 1	0- 0	5- 1				
5- 3	0- 0	0- 1	AWAY	0- 1	0- 0	5- 1				
0- 0	0- 0	0- 0	NEUTRAL	0- 0	0- 0	0- 0				

RPI 1-25				RPI 26-50				RPI 51-100				RPI 101+ Team's RPI: 136			
RPI	S	Opponent	Score	RPI	S	Opponent	Score	RPI	S	Opponent	Score	RPI	S	Opponent	Score
1	A	Notre Dame	68 95	43	H	Villanova	48 70	71	A	American	47 50	118	H	Charlotte	60 62
				47	A	Bucknell	53 71	71	H	American	53 61	158	A	Boston U.	45 58
				47	H	Bucknell	68 73					158	H	Boston U.	48 52
												189	H	Holy Cross	64 55
												204	H	Cornell	67 54
												216	H	Sacred Heart	70 66
												228	A	Navy	56 38
												228	H	Navy	66 55
												234	H	Monmouth	63 48
												247	A	Colgate	75 63
												247	H	Colgate	86 58
												250	A	Binghamton	65 55
												263	H	Norfolk St.	62 41
												281	A	Army West Point	73 50
												281	H	Army West Point	55 46
												296	A	Loyola Maryland	65 46
												296	H	Loyola Maryland	51 42
												319	A	Central Conn. St.	88 62
												326	A	Lafayette	70 43
												346	H	LIU Brooklyn	72 38
LAST 12 Division I GAMES:															
118	H	Charlotte	60 62	158	H	Boston U.	48 52								
296	A	Loyola Maryland	65 46	228	H	Navy	66 55								
281	H	Army West Point	55 46	296	H	Loyola Maryland	51 42								
247	A	Colgate	75 63	281	A	Army West Point	73 50								
71	A	American	47 50	247	H	Colgate	86 58								
47	H	Bucknell	68 73	71	H	American	53 61								

Non-Div I Games: Kutztown 73 39

Lehigh

■ Loss,
 ■ Non-Conf,
 ■ S Site,
 ■ H Home
 ■ A Away
 N Neutral

Average RPI Win: 258		WON-LOST	WINNING	LAST 10	STRENGTH OF	OPP. STRENGTH	TEAM	ADJ.	CONF.	ADJ CONF.
Average RPI Loss: 161		RECORD	PCT. RANK	GAMES	SCHEDULE	OF SCHEDULE	RPI	RPI	RPI	RPI
DIV. I ONLY		11- 15	221	0- 1	192	256	213	213	24	24
DIV. I NON-CONF.		3- 9	271	0- 1	119	217	233	233	26	26
TOTALS	RPI 1-25	RPI 26-50		W-L RECORDS		RPI 51-100	RPI 101-150	RPI 150+		
11- 15	0- 1	0- 1		OVERALL		0- 3	1- 1	10- 9		
5- 5	0- 0	0- 1		HOME		0- 2	0- 0	5- 2		
5- 7	0- 0	0- 0		AWAY		0- 1	0- 0	5- 6		
1- 3	0- 1	0- 0		NEUTRAL		0- 0	1- 1	0- 1		
3- 9	0- 1	0- 1		NON-CONFERENCE		0- 1	1- 1	2- 5		
1- 2	0- 0	0- 1		HOME		0- 1	0- 0	1- 0		
1- 4	0- 0	0- 0		AWAY		0- 0	0- 0	1- 4		
1- 3	0- 1	0- 0		NEUTRAL		0- 0	1- 1	0- 1		
8- 6	0- 0	0- 0		CONFERENCE		0- 2	0- 0	8- 4		
4- 3	0- 0	0- 0		HOME		0- 1	0- 0	4- 2		
4- 3	0- 0	0- 0		AWAY		0- 1	0- 0	4- 2		
0- 0	0- 0	0- 0		NEUTRAL		0- 0	0- 0	0- 0		

[illegible]

Liberty

Average RPI Win: 273	WON-LOST	WINNING	LAST 10	STRENGTH OF	OPP. STRENGTH	TEAM	ADJ.	CONF.	ADJ CONF.
Average RPI Loss: 189	RECORD	PCT. RANK	GAMES	SCHEDULE	OF SCHEDULE	RPI	RPI	RPI	RPI
DIV. I ONLY	3- 24	344	0- 1	183	294	327	327	24	24
DIV. I NON-CONF.	2- 11	316	0- 0	125	308	284	284	26	26
TOTALS	RPI 1-25	RPI 26-50	W-L RECORDS	RPI 51-100	RPI 101-150	RPI 150+			
3- 24	0- 0	0- 0	OVERALL	0- 6	0- 2	3- 16			
2- 10	0- 0	0- 0	HOME	0- 1	0- 1	2- 8			
1- 14	0- 0	0- 0	AWAY	0- 5	0- 1	1- 8			
0- 0	0- 0	0- 0	NEUTRAL	0- 0	0- 0	0- 0			
2- 11	0- 0	0- 0	NON-CONFERENCE	0- 4	0- 2	2- 5			
1- 4	0- 0	0- 0	HOME	0- 0	0- 1	1- 3			
1- 7	0- 0	0- 0	AWAY	0- 4	0- 1	1- 2			
0- 0	0- 0	0- 0	NEUTRAL	0- 0	0- 0	0- 0			
1- 13	0- 0	0- 0	CONFERENCE	0- 2	0- 0	1- 11			
1- 6	0- 0	0- 0	HOME	0- 1	0- 0	1- 5			
0- 7	0- 0	0- 0	AWAY	0- 1	0- 0	0- 6			
0- 0	0- 0	0- 0	NEUTRAL	0- 0	0- 0	0- 0			

RPI S	Opponent	Score	RPI S	Opponent	Score	RPI S	Opponent	Score	RPI S	Opponent	Score	Team's RPI: 327
						52	A Clemson	26 68	116	H UT Martin	53 62	
						62	A Belmont	43 83	130	A Morehead St.	44 79	
						69	A FGCU	40 82	161	H Tennessee Tech	52 67	
						69	H FGCU	46 80	176	H North Ala.	60 81	
						85	A Cincinnati	55 71	202	A Stetson	49 76	
						98	A Georgia	45 77	202	H Stetson	65 80	
									213	A Liberty	60 74	
									213	H Liberty	60 77	
									217	H Jacksonville St.	46 58	
									229	A Jacksonville	47 62	
									229	H Jacksonville	61 58	
									252	A North Florida	66 72	
									252	H North Florida	53 68	
									256	A Austin Peay	58 70	
									265	A Murray St.	61 97	
									289	A Alabama A&M	62 58	
									295	H Col. of Charleston	63 65	
									297	A Kennesaw St.	36 67	
									301	H Tennessee St.	64 62	
									318	A NJIT	67 80	
									318	H NJIT	53 69	
LAST 12 Division I GAMES:												
318	H NJIT	53 69	176	H North Ala.	60 81							
69	H FGCU	46 80	213	H Liberty	60 77							
297	A Kennesaw St.	36 67	202	A Stetson	49 76							
213	A Liberty	60 74	69	A FGCU	40 82							
229	H Jacksonville	61 58	318	A NJIT	67 80							
252	A North Florida	66 72	202	H Stetson	65 80							

Non-Div I Games:

Lipscomb

■ Loss,
 ■ Non-Conf,
 ■ S Site,
 ■ Home
 ■ A Away
 N Neutral

Little Rock

Through Games Of March 1, 2019

Average RPI Win:	175	WON-LOST	WINNING	LAST 10	STRENGTH OF	OPP. STRENGTH	TEAM	ADJ.	CONF.	ADJ CONF.
Average RPI Loss:	77	RECORD	PCT. RANK	GAMES	SCHEDULE	OF SCHEDULE	RPI	RPI	RPI	RPI
DIV. I ONLY	16- 10	109	1- 0	52	103	72	72	12	12	
DIV. I NON-CONF.	4- 7	228	0- 0	43	14	130	130	14	14	
TOTALS	RPI 1-25	RPI 26-50	W-L RECORDS	RPI 51-100	RPI 101-150	RPI 150+				
16- 10	0- 2	0- 2	OVERALL	5- 3	2- 1	9- 2				
9- 5	0- 2	0- 2	HOME	3- 0	0- 1	6- 0				
7- 5	0- 0	0- 0	AWAY	2- 3	2- 0	3- 2				
0- 0	0- 0	0- 0	NEUTRAL	0- 0	0- 0	0- 0				
4- 7	0- 2	0- 2	NON-CONFERENCE	0- 2	1- 1	3- 0				
1- 5	0- 2	0- 2	HOME	0- 0	0- 1	1- 0				
3- 2	0- 0	0- 0	AWAY	0- 2	1- 0	2- 0				
0- 0	0- 0	0- 0	NEUTRAL	0- 0	0- 0	0- 0				
12- 3	0- 0	0- 0	CONFERENCE	5- 1	1- 0	6- 2				
8- 0	0- 0	0- 0	HOME	3- 0	0- 0	5- 0				
4- 3	0- 0	0- 0	AWAY	2- 1	1- 0	1- 2				
0- 0	0- 0	0- 0	NEUTRAL	0- 0	0- 0	0- 0				

RPI 1-25				RPI 26-50				RPI 51-100				Team's RPI: 72	RPI 101+			
RPI	S	Opponent	Score	RPI	S	Opponent	Score	RPI	S	Opponent	Score		RPI	S	Opponent	Score
9	H	Mississippi St.	63 98	31	H	Rice	65 79	57	A	Missouri St.	44 48		121	H	Western Ky.	56 68
17	H	Texas A&M	40 61	34	H	Kansas St.	47 53	61	A	LSU	45 60		148	A	Tulsa	63 53
								86	A	UT Arlington	62 61		149	A	Appalachian St.	74 59
								86	H	UT Arlington	68 65		162	A	Coastal Caro.	60 47
								94	A	Troy	66 71		168	A	Texas St.	48 50
								94	H	Troy	76 72		168	H	Texas St.	62 47
								95	A	South Alabama	65 42		172	A	Louisiana Tech	69 58
								95	H	South Alabama	47 44		180	A	Arkansas St.	58 62
													180	H	Arkansas St.	68 55
													206	A	Memphis	63 60
													261	H	Louisiana	62 48
													284	H	Ga. Southern	80 51
													305	H	Fla. Atlantic	61 38
													316	H	La.-Monroe	63 44
LAST 12 Division I GAMES:																
284	H	Ga. Southern	80 51	180	H	Arkansas St.	68 55									
180	A	Arkansas St.	58 62	149	A	Appalachian St.	74 59									
168	A	Texas St.	48 50	162	A	Coastal Caro.	60 47									
86	A	UT Arlington	62 61	86	H	UT Arlington	68 65									
95	H	South Alabama	47 44	168	H	Texas St.	62 47									
94	H	Troy	76 72	95	A	South Alabama	65 42									

Non-Div I Games:

Little Rock

Loss, Non-Conf, S Site, H Home A Away N Neutral

Average RPI Win:	230	WON-LOST	WINNING	LAST 10	STRENGTH OF	OPP. STRENGTH	TEAM	ADJ.	CONF.	ADJ CONF.
Average RPI Loss:	155	RECORD	PCT. RANK	GAMES	SCHEDULE	OF SCHEDULE	RPI	RPI	RPI	RPI
DIV. I ONLY	8- 19	279	0- 1	172	187	274	274	21	21	
DIV. I NON-CONF.	3- 10	278	0- 0	121	120	258	258	20	20	
TOTALS	RPI 1-25	RPI 26-50	W-L RECORDS	RPI 51-100	RPI 101-150	RPI 150+				
8- 19	0- 1	0- 1	OVERALL	1- 5	1- 3	6- 9				
5- 10	0- 0	0- 1	HOME	1- 3	0- 1	4- 5				
3- 9	0- 1	0- 0	AWAY	0- 2	1- 2	2- 4				
0- 0	0- 0	0- 0	NEUTRAL	0- 0	0- 0	0- 0				
3- 10	0- 1	0- 1	NON-CONFERENCE	1- 3	0- 2	2- 3				
2- 6	0- 0	0- 1	HOME	1- 2	0- 0	1- 3				
1- 4	0- 1	0- 0	AWAY	0- 1	0- 2	1- 0				
0- 0	0- 0	0- 0	NEUTRAL	0- 0	0- 0	0- 0				
5- 9	0- 0	0- 0	CONFERENCE	0- 2	1- 1	4- 6				
3- 4	0- 0	0- 0	HOME	0- 1	0- 1	3- 2				
2- 5	0- 0	0- 0	AWAY	0- 1	1- 0	1- 4				
0- 0	0- 0	0- 0	NEUTRAL	0- 0	0- 0	0- 0				

RPI 1-25				RPI 26-50				RPI 51-100				RPI 101+ Team's RPI: 274			
RPI	S	Opponent	Score	RPI	S	Opponent	Score	RPI	S	Opponent	Score	RPI	S	Opponent	Score
5	A	Oregon	48 110	44	H	Southern California	50 86	70	A	Utah	59 82	109	A	Loyola Marymount	62 71
								75	H	Idaho	70 63	135	A	UC Riverside	63 45
								84	H	Arizona	43 70	135	H	UC Riverside	59 73
								88	A	UC Davis	50 70	139	A	Montana St.	62 85
								88	H	UC Davis	49 66	151	A	CSUN	45 60
								92	H	UNI	64 71	151	H	CSUN	37 51
												182	H	UC Irvine	46 48
												185	A	Utah St.	50 48
												225	H	Nevada	67 76
												238	A	Hawaii	49 63
												238	H	Hawaii	56 40
												254	H	California Baptist	83 85
												259	A	Cal St. Fullerton	59 53
												266	H	San Diego	56 60
												299	A	UC Santa Barbara	54 60
												299	H	UC Santa Barbara	62 53
												317	A	Cal Poly	59 66
												317	H	Cal Poly	61 58
												335	H	Grand Canyon	57 50
LAST 12 Division I GAMES:															
88	H	UC Davis	49 66	317	A	Cal Poly	59 66								
299	H	UC Santa Barbara	62 53	259	A	Cal St. Fullerton	59 53								
151	A	CSUN	45 60	88	A	UC Davis	50 70								
238	A	Hawaii	49 63	151	H	CSUN	37 51								
182	H	UC Irvine	46 48	135	H	UC Riverside	59 73								
238	H	Hawaii	56 40	299	A	UC Santa Barbara	54 60								

Non-Div I Games:

Long Beach St.

■ Loss,
 ■ Non-Conf, S Site,
 ■ Home
 ■ Away
 N Neutral

Average RPI Win:	261	WON-LOST	WINNING	LAST 10	STRENGTH OF	OPP. STRENGTH	TEAM	ADJ.	CONF.	ADJ CONF.
Average RPI Loss:	204	RECORD	PCT. RANK	GAMES	SCHEDULE	OF SCHEDULE	RPI	RPI	RPI	RPI
DIV. I ONLY	3- 23	342	0- 1	208	339	336	336	28	28	
DIV. I NON-CONF.	1- 9	326	0- 0	173	341	333	333	29	29	
TOTALS	RPI 1-25	RPI 26-50	W-L RECORDS	RPI 51-100	RPI 101-150	RPI 150+				
3- 23	0- 0	0- 0	OVERALL	0- 3	0- 4	3- 16				
3- 10	0- 0	0- 0	HOME	0- 1	0- 1	3- 8				
0- 12	0- 0	0- 0	AWAY	0- 2	0- 3	0- 7				
0- 1	0- 0	0- 0	NEUTRAL	0- 0	0- 0	0- 1				
1- 9	0- 0	0- 0	NON-CONFERENCE	0- 1	0- 2	1- 6				
1- 4	0- 0	0- 0	HOME	0- 0	0- 0	1- 4				
0- 4	0- 0	0- 0	AWAY	0- 1	0- 2	0- 1				
0- 1	0- 0	0- 0	NEUTRAL	0- 0	0- 0	0- 1				
2- 14	0- 0	0- 0	CONFERENCE	0- 2	0- 2	2- 10				
2- 6	0- 0	0- 0	HOME	0- 1	0- 1	2- 4				
0- 8	0- 0	0- 0	AWAY	0- 1	0- 1	0- 6				
0- 0	0- 0	0- 0	NEUTRAL	0- 0	0- 0	0- 0				

RPI S	Opponent	Score	RPI S	Opponent	Score	RPI S	Opponent	Score	RPI S	Opponent	Score	Team's RPI: 336
						58	A Virginia Tech	39 93	106	A VCU	55 84	
						80	A Radford	52 81	124	A High Point	47 70	
						80	H Radford	34 68	124	H High Point	54 65	
									125	A UNCW	33 35	
									188	A UNC Asheville	55 80	
									188	H UNC Asheville	57 68	
									190	H UMES	83 71	
									197	A Hampton	40 66	
									197	H Hampton	70 86	
									201	H Eastern Mich.	45 64	
									215	H Campbell	60 66	
									221	N East Carolina	52 61	
									231	H Saint Francis (PA)	88 91	
									251	A Gardner-Webb	78 80	
									251	H Gardner-Webb	85 79	
									263	A Norfolk St.	42 74	
									272	H Wofford	72 101	
									293	A Winthrop	69 77	
									294	H Charleston So.	74 81	
									312	H Wagner	60 86	
									331	A Presbyterian	66 81	
									341	A USC Upstate	67 72	
									341	H USC Upstate	80 58	
LAST 12 Division I GAMES:												
			124	A High Point	47 70		124	H High Point	54 65			
			197	H Hampton	70 86		251	H Gardner-Webb	85 79			
			188	H UNC Asheville	57 68		215	H Campbell	60 66			
			80	A Radford	52 81		341	A USC Upstate	67 72			
			341	H USC Upstate	80 58		188	A UNC Asheville	55 80			
			251	A Gardner-Webb	78 80		80	H Radford	34 68			

Non-Div I Games:

Longwood

■ Loss,
 ■ Non-Conf,
 ■ S Site,
 ■ H Home
 ■ A Away
 N Neutral

Louisiana

Through Games Of March 1, 2019

Average RPI Win:	257	WON-LOST	WINNING	LAST 10	STRENGTH OF	OPP. STRENGTH	TEAM	ADJ.	CONF.	ADJ CONF.
Average RPI Loss:	139	RECORD	PCT. RANK	GAMES	SCHEDULE	OF SCHEDULE	RPI	RPI	RPI	RPI
DIV. I ONLY	7- 18	285	0- 1	149	174	261	261	12	12	
DIV. I NON-CONF.	2- 8	293	0- 0	128	194	264	264	14	14	
TOTALS	RPI 1-25	RPI 26-50	W-L RECORDS	RPI 51-100	RPI 101-150	RPI 150+				
7- 18	0- 1	0- 1	OVERALL	0- 6	2- 1	5- 9				
5- 6	0- 0	0- 0	HOME	0- 3	2- 0	3- 3				
2- 11	0- 1	0- 1	AWAY	0- 3	0- 1	2- 5				
0- 1	0- 0	0- 0	NEUTRAL	0- 0	0- 0	0- 1				
2- 8	0- 1	0- 1	NON-CONFERENCE	0- 2	0- 0	2- 4				
1- 3	0- 0	0- 0	HOME	0- 2	0- 0	1- 1				
1- 4	0- 1	0- 1	AWAY	0- 0	0- 0	1- 2				
0- 1	0- 0	0- 0	NEUTRAL	0- 0	0- 0	0- 1				
5- 10	0- 0	0- 0	CONFERENCE	0- 4	2- 1	3- 5				
4- 3	0- 0	0- 0	HOME	0- 1	2- 0	2- 2				
1- 7	0- 0	0- 0	AWAY	0- 3	0- 1	1- 3				
0- 0	0- 0	0- 0	NEUTRAL	0- 0	0- 0	0- 0				

RPI	S	Opponent	Score	RPI	S	Opponent	Score	RPI	S	Opponent	Score	RPI	S	Opponent	Score	Team's RPI: 261
9	A	Mississippi St.	36 104	50	A	Auburn	59 71	61	H	LSU	54 76	132	A	Georgia St.	71 74	
								64	H	Lamar University	77 79	132	H	Georgia St.	57 54	
								72	A	Little Rock	48 62	149	H	Appalachian St.	73 55	
								86	H	UT Arlington	61 76	162	A	Coastal Caro.	62 67	
								94	A	Troy	64 90	162	H	Coastal Caro.	58 76	
								95	A	South Alabama	60 83	168	H	Texas St.	65 71	
												180	A	Arkansas St.	75 87	
												184	H	Sam Houston St.	62 68	
												212	A	Ole Miss	57 79	
												235	A	UTRGV	60 75	
												245	N	A&M-Corpus Christi	63 64	
												278	H	Jackson St.	68 61	
												284	A	Ga. Southern	71 79	
												284	H	Ga. Southern	59 48	
												316	A	La.-Monroe	55 52	
												316	H	La.-Monroe	52 45	
												325	A	McNeese	70 59	
LAST 12 Division I GAMES:																
162	A	Coastal Caro.	62 67	149	H	Appalachian St.	73 55									
168	H	Texas St.	65 71	86	H	UT Arlington	61 76									
316	A	La.-Monroe	55 52	94	A	Troy	64 90									
132	A	Georgia St.	71 74	95	A	South Alabama	60 83									
284	A	Ga. Southern	71 79	316	H	La.-Monroe	52 45									
162	H	Coastal Caro.	58 76	284	H	Ga. Southern	59 48									

Non-Div I Games: Dillard

69 72

Louisiana

Loss, Non-Conf, S Site, H Home A Away N Neutral

Houshiana Tech				Through Games Of March 17, 2019						
Average RPI Win:	214	WON-LOST	WINNING	LAST 10	STRENGTH OF	OPP. STRENGTH	TEAM	ADJ.	CONF.	ADJ CONF.
Average RPI Loss:	137	RECORD	PCT. RANK	GAMES	SCHEDULE	OF SCHEDULE	RPI	RPI	RPI	RPI
DIV. I ONLY	13- 13	170	1- 0	189	111	172	172	14	14	
DIV. I NON-CONF.	7- 5	132	1- 0	252	67	149	149	17	17	

TOTALS	RPI 1-25	RPI 26-50		W-L RECORDS		RPI 51-100		RPI 101-150		RPI 150+
13- 13	0- 1	0- 1		OVERALL		0- 4		3- 1		10- 6
7- 4	0- 0	0- 1		HOME		0- 2		2- 0		5- 1
5- 8	0- 1	0- 0		AWAY		0- 1		1- 1		4- 5
1- 1	0- 0	0- 0		NEUTRAL		0- 1		0- 0		1- 0
7- 5	0- 1	0- 0		NON-CONFERENCE		0- 2		1- 0		6- 2
3- 1	0- 0	0- 0		HOME		0- 1		1- 0		2- 0
3- 3	0- 1	0- 0		AWAY		0- 0		0- 0		3- 2
1- 1	0- 0	0- 0		NEUTRAL		0- 1		0- 0		1- 0
6- 8	0- 0	0- 1		CONFERENCE		0- 2		2- 1		4- 4
4- 3	0- 0	0- 1		HOME		0- 1		1- 0		3- 1
2- 5	0- 0	0- 0		AWAY		0- 1		1- 1		1- 3
0- 0	0- 0	0- 0		NEUTRAL		0- 0		0- 0		0- 0

RPI 1-25				RPI 26-50				RPI 51-100				RPI 101+ Team's RPI: 172			
RPI	S	Opponent	Score	RPI	S	Opponent	Score	RPI	S	Opponent	Score	RPI	S	Opponent	Score
15	A	Arizona St.	44 80	31	H	Rice	51 61	57	N	Missouri St.	70 82	101	H	Houston	100 88
								60	A	Middle Tenn.	38 75	104	A	UAB	73 68
								72	H	Little Rock	58 69	118	H	Charlotte	88 51
								90	H	Old Dominion	59 70	121	A	Western Ky.	76 81
												153	N	Alabama	79 62
												175	H	North Texas	54 65
												180	A	Arkansas St.	80 70
												181	A	Southern Miss.	70 74
												181	H	Southern Miss.	106 85
												203	A	Marshall	88 90
												206	A	Memphis	66 50
												212	H	Ole Miss	80 71
												226	A	UMKC	70 80
												246	A	Wichita St.	56 70
												280	A	UTEP	74 64
												305	H	Fla. Atlantic	86 55
												306	H	Southeastern La.	72 53
												307	A	UTSA	68 70
												315	H	FIU	90 72
												325	A	McNeese	89 48
LAST 12 Division I GAMES:															
				153	N	Alabama	79 62					305	H	Fla. Atlantic	86 55
				181	A	Southern Miss.	70 74					121	A	Western Ky.	76 81
				307	A	UTSA	68 70					203	A	Marshall	88 90
				280	A	UTEP	74 64					118	H	Charlotte	88 51
				181	H	Southern Miss.	106 85					90	H	Old Dominion	59 70
				315	H	FIU	90 72					60	A	Middle Tenn.	38 75

Non-Div I Games: LSU-Alexandria 112 70

Louisiana Tech

Loss, Non-Conf, S Site, H Home A Away N Neutral

Louisville

Through Games Of March 1, 2019

HEAD-TO-HEAD				Through Games of March 17, 2019						
Average RPI Win:	85	WON-LOST	WINNING	LAST 10	STRENGTH OF	OPP. STRENGTH	TEAM	ADJ.	CONF.	ADJ CONF.
Average RPI Loss:	10	RECORD	PCT. RANK	GAMES	SCHEDULE	OF SCHEDULE	RPI	RPI	RPI	RPI
DIV. I ONLY	26- 2	2	1- 0	9	1	3	3	1	1	
DIV. I NON-CONF.	13- 0	1	0- 0	15	24	4	4	1	1	
TOTALS	RPI 1-25		RPI 26-50	W-L RECORDS	RPI 51-100	RPI 101-150	RPI 150+			
26- 2	7- 2		3- 0	OVERALL	5- 0	8- 0	3- 0			
14- 1	4- 1		3- 0	HOME	1- 0	4- 0	2- 0			
10- 1	2- 1		0- 0	AWAY	4- 0	3- 0	1- 0			
2- 0	1- 0		0- 0	NEUTRAL	0- 0	1- 0	0- 0			
13- 0	4- 0		1- 0	NON-CONFERENCE	2- 0	3- 0	3- 0			
7- 0	2- 0		1- 0	HOME	1- 0	1- 0	2- 0			
4- 0	1- 0		0- 0	AWAY	1- 0	1- 0	1- 0			
2- 0	1- 0		0- 0	NEUTRAL	0- 0	1- 0	0- 0			
13- 2	3- 2		2- 0	CONFERENCE	3- 0	5- 0	0- 0			
7- 1	2- 1		2- 0	HOME	0- 0	3- 0	0- 0			
6- 1	1- 1		0- 0	AWAY	3- 0	2- 0	0- 0			
0- 0	0- 0		0- 0	NEUTRAL	0- 0	0- 0	0- 0			

RPI	S	Opponent	Score	RPI	S	Opponent	Score	RPI	S	Opponent	Score	RPI	S	Opponent	Score
1	A	Notre Dame	68 82	33	H	North Carolina	73 66	52	A	Clemson	76 44	102	A	Virginia	71 49
6	H	UConn	78 69	42	H	Georgia Tech	61 44	55	A	Boise St.	74 55	102	H	Virginia	91 43
7	H	NC State	92 62	45	H	Miami (OH)	95 73	58	A	Virginia Tech	72 63	114	N	Hartford	86 69
10	H	Syracuse	76 51					82	A	Duke	73 51	115	H	Boston College	87 51
15	N	Arizona St.	58 56					87	H	Nebraska	85 68	116	H	UT Martin	102 62
19	H	Miami (FL)	73 79									121	A	Western Ky.	102 80
21	H	Kentucky	80 75									122	H	Pittsburgh	70 42
22	A	Florida St.	68 49									143	A	Wake Forest	73 49
25	A	Central Mich.	72 68									171	A	Chattanooga	75 49
												240	H	Northern Ky.	92 59
												301	H	Tennessee St.	107 52
LAST 12 Division I GAMES:															
7	H	NC State	92 62	52	A	Clemson	76 44								
115	H	Boston College	87 51	6	H	UConn	78 69								
102	A	Virginia	71 49	122	H	Pittsburgh	70 42								
19	H	Miami (FL)	73 79	22	A	Florida St.	68 49								
58	A	Virginia Tech	72 63	143	A	Wake Forest	73 49								
10	H	Syracuse	76 51	102	H	Virginia	91 43								

Non-Div I Games:

Louisville

■ Loss,
 ■ Non-Conf, S Site,
 ■ Home
 ■ Away
 N Neutral

Loyola Chicago

Through Games Of March 1, 2019

Average RPI Win:	281	WON-LOST	WINNING	LAST 10	STRENGTH OF	OPP. STRENGTH	TEAM	ADJ.	CONF.	ADJ CONF.
Average RPI Loss:	109	RECORD	PCT. RANK	GAMES	SCHEDULE	OF SCHEDULE	RPI	RPI	RPI	RPI
DIV. I ONLY	12- 15	205	0- 1	259	175	244	244	13	13	
DIV. I NON-CONF.	6- 5	143	0- 0	340	269	279	279	15	15	
TOTALS	RPI 1-25	RPI 26-50	W-L RECORDS	RPI 51-100	RPI 101-150	RPI 150+				
12- 15	0- 3	0- 0	OVERALL	0- 5	0- 3	12- 4				
8- 7	0- 2	0- 0	HOME	0- 2	0- 1	8- 2				
4- 8	0- 1	0- 0	AWAY	0- 3	0- 2	4- 2				
0- 0	0- 0	0- 0	NEUTRAL	0- 0	0- 0	0- 0				
6- 5	0- 1	0- 0	NON-CONFERENCE	0- 1	0- 1	6- 2				
4- 2	0- 1	0- 0	HOME	0- 0	0- 0	4- 1				
2- 3	0- 0	0- 0	AWAY	0- 1	0- 1	2- 1				
0- 0	0- 0	0- 0	NEUTRAL	0- 0	0- 0	0- 0				
6- 10	0- 2	0- 0	CONFERENCE	0- 4	0- 2	6- 2				
4- 5	0- 1	0- 0	HOME	0- 2	0- 1	4- 1				
2- 5	0- 1	0- 0	AWAY	0- 2	0- 1	2- 1				
0- 0	0- 0	0- 0	NEUTRAL	0- 0	0- 0	0- 0				

RPI	S	Opponent	Score	RPI	S	Opponent	Score	RPI	S	Opponent	Score	RPI	S	Opponent	Score	Team's RPI: 244
23	A	Drake	60 69					57	A	Missouri St.	49 84	119	A	Youngstown St.	63 74	
23	H	Drake	55 83					57	H	Missouri St.	58 85	150	A	Southern Ill.	63 74	
24	H	DePaul	76 102					78	A	Purdue	41 65	150	H	Southern Ill.	41 64	
								92	A	UNI	52 64	154	A	Illinois St.	52 65	
								92	H	UNI	65 71	154	H	Illinois St.	62 59	
												160	H	Bradley	56 69	
												210	A	Indiana St.	44 36	
												210	H	Indiana St.	56 54	
												218	H	SIUE	56 43	
												224	A	Bowling Green	74 88	
												226	H	UMKC	74 88	
												268	A	Western Mich.	64 53	
												311	H	Valparaiso	80 54	
												324	A	Evansville	71 51	
												324	H	Evansville	61 56	
												332	H	Detroit Mercy	52 43	
												334	H	Purdue Fort Wayne	81 67	
												339	A	UIC	75 60	
												350	H	Chicago St.	76 40	
LAST 12 Division I GAMES:																
154	A	Illinois St.	52 65	92	H	UNI	65 71									
57	H	Missouri St.	58 85	160	H	Bradley	56 69									
150	H	Southern Ill.	41 64	154	H	Illinois St.	62 59									
324	A	Evansville	71 51	150	A	Southern Ill.	63 74									
210	A	Indiana St.	44 36	57	A	Missouri St.	49 84									
23	H	Drake	55 83	210	H	Indiana St.	56 54									

Non-Div I Games:

Loyola Chicago

■ Loss,
 ■ Non-Conf,
 ■ S Site,
 ■ Home
 ■ A Away
 N Neutral

Average RPI Win: 292		WON-LOST	WINNING	LAST 10	STRENGTH OF	OPP. STRENGTH	TEAM	ADJ.	CONF.	ADJ CONF.
Average RPI Loss: 159		RECORD	PCT. RANK	GAMES	SCHEDULE	OF SCHEDULE	RPI	RPI	RPI	RPI
DIV. I ONLY		4- 23	334	0- 1	119	254	296	296	18	18
DIV. I NON-CONF.		1- 10	330	0- 1	127	249	288	288	21	21
TOTALS	RPI 1-25		RPI 26-50		W-L RECORDS	RPI 51-100	RPI 101-150		RPI 150+	
4- 23	0- 1		0- 2		OVERALL	0- 3	0- 4		4- 13	
2- 10	0- 0		0- 1		HOME	0- 1	0- 1		2- 7	
2- 12	0- 1		0- 1		AWAY	0- 2	0- 2		2- 6	
0- 1	0- 0		0- 0		NEUTRAL	0- 0	0- 1		0- 0	
1- 10	0- 1		0- 0		NON-CONFERENCE	0- 1	0- 2		1- 6	
0- 3	0- 0		0- 0		HOME	0- 0	0- 0		0- 3	
1- 6	0- 1		0- 0		AWAY	0- 1	0- 1		1- 3	
0- 1	0- 0		0- 0		NEUTRAL	0- 0	0- 1		0- 0	
3- 13	0- 0		0- 2		CONFERENCE	0- 2	0- 2		3- 7	
2- 7	0- 0		0- 1		HOME	0- 1	0- 1		2- 4	
1- 6	0- 0		0- 1		AWAY	0- 1	0- 1		1- 3	
0- 0	0- 0		0- 0		NEUTRAL	0- 0	0- 0		0- 0	

RPI 1-25					
RPI	S	Opponent	Score		
14	A	Maryland	48	83	
RPI 26-50					
RPI	S	Opponent	Score		
47	A	Bucknell	55	87	
47	H	Bucknell	57	75	
RPI 51-100					
RPI	S	Opponent	Score		
71	A	American	38	82	
71	H	American	56	67	
81	A	Georgetown	30	45	
RPI 101+					
RPI	S	Opponent	Score		
110	A	Towson	57	62	
115	N	Boston College	47	73	
136	A	Lehigh	42	51	
136	H	Lehigh	46	65	
155	H	William & Mary	49	65	
158	H	Boston U.	62	64	
189	A	Holy Cross	60	78	
189	H	Holy Cross	48	58	
195	A	George Mason	38	70	
198	A	Dartmouth	41	54	
228	H	Navy	46	58	
234	A	Monmouth	75	67	
236	A	Saint Joseph's	46	49	
237	H	Mt. St. Mary's	67	77	
247	A	Colgate	64	73	
247	H	Colgate	47	58	
262	H	St. Francis Brooklyn	70	75	
281	A	Army West Point	57	69	
281	H	Army West Point	70	51	
326	A	Lafayette	55	52	
326	H	Lafayette	62	50	
LAST 12 Division I GAMES:					
236	A	Saint Joseph's	46	49	
136	H	Lehigh	46	65	
247	H	Colgate	47	58	
47	A	Bucknell	55	87	
326	A	Lafayette	55	52	
71	H	American	56	67	
189	H	Holy Cross	48	58	
281	H	Army West Point	70	51	
136	A	Lehigh	42	51	
247	A	Colgate	64	73	
47	H	Bucknell	57	75	
326	H	Lafayette	62	50	

Non-Div I Games:

Loyola Maryland

Loss, Non-Conf, S Site, H Home A Away N Neutral

Loyola Marymount

Through Games Of March 1, 2019

Average RPI Win:	168	WON-LOST	WINNING	LAST 10	STRENGTH OF	OPP. STRENGTH	TEAM	ADJ.	CONF.	ADJ CONF.
Average RPI Loss:	104	RECORD	PCT. RANK	GAMES	SCHEDULE	OF SCHEDULE	RPI	RPI	RPI	RPI
DIV. I ONLY	17- 12	126	1- 0	89	101	109	109	8	8	
DIV. I NON-CONF.	7- 5	132	1- 0	94	187	103	103	7	7	
TOTALS	RPI 1-25	RPI 26-50	W-L RECORDS	RPI 51-100	RPI 101-150	RPI 150+				
17- 12	0- 1	2- 3	OVERALL	4- 4	0- 0	11- 4				
9- 5	0- 1	2- 0	HOME	2- 2	0- 0	5- 2				
8- 4	0- 0	0- 1	AWAY	2- 2	0- 0	6- 1				
0- 3	0- 0	0- 2	NEUTRAL	0- 0	0- 0	0- 1				
7- 5	0- 0	1- 2	NON-CONFERENCE	2- 0	0- 0	4- 3				
4- 1	0- 0	1- 0	HOME	1- 0	0- 0	2- 1				
3- 1	0- 0	0- 0	AWAY	1- 0	0- 0	2- 1				
0- 3	0- 0	0- 2	NEUTRAL	0- 0	0- 0	0- 1				
10- 7	0- 1	1- 1	CONFERENCE	2- 4	0- 0	7- 1				
5- 4	0- 1	1- 0	HOME	1- 2	0- 0	3- 1				
5- 3	0- 0	0- 1	AWAY	1- 2	0- 0	4- 0				
0- 0	0- 0	0- 0	NEUTRAL	0- 0	0- 0	0- 0				

RPI 1-25				RPI 26-50				RPI 51-100				RPI 101+ Team's RPI: 109			
RPI	S	Opponent	Score	RPI	S	Opponent	Score	RPI	S	Opponent	Score	RPI	S	Opponent	Score
13	H	Gonzaga	53 78	30	H	UCLA	69 63	53	A	Saint Mary's (CA)	62 86	151	A	CSUN	72 53
				32	A	BYU	44 55	53	H	Saint Mary's (CA)	69 56	156	A	Denver	75 104
				32	H	BYU	61 58	84	A	Arizona	66 64	165	A	Santa Clara	69 60
				35	N	South Dakota	40 67	88	H	UC Davis	60 53	165	H	Santa Clara	75 83
				49	N	Indiana	43 67	96	A	Pepperdine	86 95	186	A	Portland	70 54
								96	H	Pepperdine	55 73	186	H	Portland	76 58
								97	A	Pacific	72 67	196	H	Robert Morris	61 53
								97	H	Pacific	75 81	200	N	Grambling	61 62
												239	A	San Francisco	73 66
												239	H	San Francisco	66 58
												255	H	Northern Ariz.	62 63
												266	A	San Diego	69 52
												266	H	San Diego	83 57
												274	H	Long Beach St.	71 62
												299	A	UC Santa Barbara	70 57
LAST 12 Division I GAMES:															
196	H	Robert Morris	61 53	165	A	Santa Clara	69 60	32	H	BYU	61 58	53	A	Saint Mary's (CA)	62 86
186	A	Portland	70 54	266	H	San Diego	83 57	97	A	Pacific	72 67	96	A	Pepperdine	86 95
97	H	Pacific	75 81	53	A	Saint Mary's (CA)	62 86								
53	H	Saint Mary's (CA)	69 56												
96	H	Pepperdine	55 73												
239	A	San Francisco	73 66												

Non-Div I Games:

Loyola Marymount

■ Loss,
 ■ Non-Conf,
 ■ S Site,
 ■ H Home
 ■ A Away
 N Neutral

Average RPI Win: 221	WON-LOST	WINNING	LAST 10	STRENGTH OF	OPP. STRENGTH	TEAM	ADJ.	CONF.	ADJ CONF.
Average RPI Loss: 94	RECORD	PCT. RANK	GAMES	SCHEDULE	OF SCHEDULE	RPI	RPI	RPI	RPI
DIV. I ONLY	21- 7	46	0- 1	139	205	56	56	23	23
DIV. I NON-CONF.	7- 6	153	0- 1	42	67	55	55	25	25
TOTALS	RPI 1-25	RPI 26-50	W-L RECORDS	RPI 51-100	RPI 101-150	RPI 150+			
21- 7	0- 1	1- 0	OVERALL	3- 2	3- 3	14- 1			
10- 1	0- 0	0- 0	HOME	1- 1	2- 0	7- 0			
9- 5	0- 1	1- 0	AWAY	1- 1	1- 3	6- 0			
2- 1	0- 0	0- 0	NEUTRAL	1- 0	0- 0	1- 1			
7- 6	0- 1	1- 0	NON-CONFERENCE	3- 2	0- 2	3- 1			
2- 1	0- 0	0- 0	HOME	1- 1	0- 0	1- 0			
3- 4	0- 1	1- 0	AWAY	1- 1	0- 2	1- 0			
2- 1	0- 0	0- 0	NEUTRAL	1- 0	0- 0	1- 1			
14- 1	0- 0	0- 0	CONFERENCE	0- 0	3- 1	11- 0			
8- 0	0- 0	0- 0	HOME	0- 0	2- 0	6- 0			
6- 1	0- 0	0- 0	AWAY	0- 0	1- 1	5- 0			
0- 0	0- 0	0- 0	NEUTRAL	0- 0	0- 0	0- 0			

RPI 1-25				RPI 26-50				RPI 51-100 Team's RPI: 56				RPI 101+			
RPI	S	Opponent	Score	RPI	S	Opponent	Score	RPI	S	Opponent	Score	RPI	S	Opponent	Score
7	A	NC State	46 84	33	A	North Carolina	85 73	66	N	Penn	47 46	108	A	Northeastern	55 63
								68	A	Green Bay	39 70	111	A	Fordham	64 72
								82	H	Duke	63 66	114	A	Hartford	46 49
								83	A	Harvard	67 60	114	H	Hartford	78 58
								89	H	Toledo	73 59	145	A	Stony Brook	68 54
												145	H	Stony Brook	71 61
												171	N	Chattanooga	61 66
												191	N	N.C. A&T	58 52
												243	A	Albany (NY)	67 61
												243	H	Albany (NY)	76 65
												250	H	Binghamton	95 66
												282	H	Brown	102 96
												283	A	Vermont	63 51
												283	H	Vermont	66 45
												300	A	Bryant	74 57
												309	A	UMBC	58 45
												309	H	UMBC	84 44
												314	A	New Hampshire	69 45
												314	H	New Hampshire	67 46
												321	A	UMass Lowell	60 41
												321	H	UMass Lowell	79 45
LAST 12 Division I GAMES:															
171	N	Chattanooga	61 66	283	H	Vermont	66 45								
321	A	UMass Lowell	60 41	314	A	New Hampshire	69 45								
145	H	Stony Brook	71 61	321	H	UMass Lowell	79 45								
243	A	Albany (NY)	67 61	250	H	Binghamton	95 66								
114	H	Hartford	78 58	145	A	Stony Brook	68 54								
309	A	UMBC	58 45	114	A	Hartford	46 49								

Non-Div I Games:

Maine

Average RPI Win: 287	WON-LOST	WINNING	LAST 10	STRENGTH OF	OPP. STRENGTH	TEAM	ADJ.	CONF.	ADJ CONF.
Average RPI Loss: 187	RECORD	PCT. RANK	GAMES	SCHEDULE	OF SCHEDULE	RPI	RPI	RPI	RPI
DIV. I ONLY	10- 18	257	0- 1	215	327	276	276	26	26
DIV. I NON-CONF.	2- 9	297	0- 0	163	348	322	322	27	27
TOTALS	RPI 1-25	RPI 26-50	W-L RECORDS	RPI 51-100	RPI 101-150	RPI 150+			
10- 18	0- 0	0- 2	OVERALL	0- 2	1- 3	9- 11			
6- 9	0- 0	0- 1	HOME	0- 2	0- 2	6- 4			
4- 9	0- 0	0- 1	AWAY	0- 0	1- 1	3- 7			
0- 0	0- 0	0- 0	NEUTRAL	0- 0	0- 0	0- 0			
2- 9	0- 0	0- 0	NON-CONFERENCE	0- 2	0- 2	2- 5			
2- 5	0- 0	0- 0	HOME	0- 2	0- 1	2- 2			
0- 4	0- 0	0- 0	AWAY	0- 0	0- 1	0- 3			
0- 0	0- 0	0- 0	NEUTRAL	0- 0	0- 0	0- 0			
8- 9	0- 0	0- 2	CONFERENCE	0- 0	1- 1	7- 6			
4- 4	0- 0	0- 1	HOME	0- 0	0- 1	4- 2			
4- 5	0- 0	0- 1	AWAY	0- 0	1- 0	3- 4			
0- 0	0- 0	0- 0	NEUTRAL	0- 0	0- 0	0- 0			

RPI S	Opponent	Score	RPI S	Opponent	Score	RPI S	Opponent	Score	RPI S	Opponent	Score	Team's RPI: 276
47	A Quinnipiac	42 59	47	H Quinnipiac	39 64	67	H Wright St.	44 60	111	A Fordham	61 65	
									129	A Marist	69 51	
									129	H Marist	51 62	
									145	H Stony Brook	48 79	
									177	A Rider	60 57	
									177	H Rider	63 73	
									189	A Holy Cross	53 61	
									216	H Sacred Heart	46 74	
									234	A Monmouth	63 71	
									243	A Albany (NY)	54 60	
									262	A St. Francis Brooklyn	65 73	
									267	A Niagara	51 61	
									267	H Niagara	54 58	
									271	A Siena	56 62	
									271	H Siena	52 48	
									277	A Canisius	44 47	
									292	H Fairfield	47 41	
									323	A Iona	54 52	
									323	H Iona	55 33	
									326	H Lafayette	60 49	
									332	H Detroit Mercy	56 58	
									342	A Saint Peter's	62 44	
									342	H Saint Peter's	62 46	
									346	H LIU Brooklyn	61 46	
LAST 12 Division I GAMES:												
47	A Quinnipiac	42 59	342	A Saint Peter's	62 44							
342	H Saint Peter's	62 46	129	H Marist	51 62							
323	A Iona	54 52	271	H Siena	52 48							
177	A Rider	60 57	292	H Fairfield	47 41							
47	H Quinnipiac	39 64	129	A Marist	69 51							
234	A Monmouth	63 71	267	H Niagara	54 58							

Non-Div I Games:

Manhattan

■ Loss,
■ Non-Conf,
■ S Site,
■ H Home
■ A Away
N Neutral

Average RPI Win:	245	WON-LOST	WINNING	LAST 10	STRENGTH OF	OPP. STRENGTH	TEAM	ADJ.	CONF.	ADJ CONF.
Average RPI Loss:	129	RECORD	PCT. RANK	GAMES	SCHEDULE	OF SCHEDULE	RPI	RPI	RPI	RPI
DIV. I ONLY	20- 9	76	1- 0	229	231	129	129	26	26	
DIV. I NON-CONF.	8- 4	91	0- 0	195	109	101	101	27	27	
TOTALS	RPI 1-25	RPI 26-50	W-L RECORDS	RPI 51-100	RPI 101-150	RPI 150+				
20- 9	0- 0	0- 2	OVERALL	0- 3	1- 0	19- 4				
8- 4	0- 0	0- 1	HOME	0- 0	1- 0	7- 3				
10- 4	0- 0	0- 1	AWAY	0- 2	0- 0	10- 1				
2- 1	0- 0	0- 0	NEUTRAL	0- 1	0- 0	2- 0				
8- 4	0- 0	0- 0	NON-CONFERENCE	0- 3	1- 0	7- 1				
3- 1	0- 0	0- 0	HOME	0- 0	1- 0	2- 1				
3- 2	0- 0	0- 0	AWAY	0- 2	0- 0	3- 0				
2- 1	0- 0	0- 0	NEUTRAL	0- 1	0- 0	2- 0				
12- 5	0- 0	0- 2	CONFERENCE	0- 0	0- 0	12- 3				
5- 3	0- 0	0- 1	HOME	0- 0	0- 0	5- 2				
7- 2	0- 0	0- 1	AWAY	0- 0	0- 0	7- 1				
0- 0	0- 0	0- 0	NEUTRAL	0- 0	0- 0	0- 0				

RPI 1-25			RPI 26-50			RPI 51-100			RPI 101+ Team's RPI: 129		
RPI	S	Opponent	Score	RPI	S	Opponent	Score	RPI	S	Opponent	Score
				47	A	Quinnipiac	66 78	59	A	Princeton	57 60
				47	H	Quinnipiac	69 76	67	N	Wright St.	60 76
								82	A	Duke	56 64
LAST 12 Division I GAMES:											
				234	A	Monmouth	69 45	271	A	Siena	73 58
				47	A	Quinnipiac	66 78	177	H	Rider	58 68
				292	H	Fairfield	85 44	276	H	Manhattan	51 69
				277	H	Canisius	66 50	342	A	Saint Peter's	62 42
				177	A	Rider	64 70	323	H	Iona	76 36
				276	A	Manhattan	62 51	271	H	Siena	88 59
								292	A	Fairfield	56 46
								292	H	Fairfield	85 44
								323	H	Iona	76 36
								342	A	Saint Peter's	62 42

Non-Div I Games:

Marist

■ Loss,
 ■ Non-Conf,
 ■ S Site,
 ■ H Home
 ■ A Away
 N Neutral

Marquette

Through Games Of March 1, 2019

Average RPI Win:	114	WON-LOST	WINNING	LAST 10	STRENGTH OF	OPP. STRENGTH	TEAM	ADJ.	CONF.	ADJ CONF.
Average RPI Loss:	49	RECORD	PCT. RANK	GAMES	SCHEDULE	OF SCHEDULE	RPI	RPI	RPI	RPI
DIV. I ONLY	23- 6	25	1- 0	21	48	12	12	6	6	
DIV. I NON-CONF.	9- 3	61	1- 0	18	32	18	18	4	4	
TOTALS	RPI 1-25	RPI 26-50	W-L RECORDS	RPI 51-100	RPI 101-150	RPI 150+				
23- 6	2- 3	4- 0	OVERALL	6- 2	6- 1	5- 0				
15- 2	1- 1	3- 0	HOME	4- 1	4- 0	3- 0				
8- 4	1- 2	1- 0	AWAY	2- 1	2- 1	2- 0				
0- 0	0- 0	0- 0	NEUTRAL	0- 0	0- 0	0- 0				
9- 3	0- 3	2- 0	NON-CONFERENCE	2- 0	2- 0	3- 0				
7- 1	0- 1	2- 0	HOME	2- 0	1- 0	2- 0				
2- 2	0- 2	0- 0	AWAY	0- 0	1- 0	1- 0				
0- 0	0- 0	0- 0	NEUTRAL	0- 0	0- 0	0- 0				
14- 3	2- 0	2- 0	CONFERENCE	4- 2	4- 1	2- 0				
8- 1	1- 0	1- 0	HOME	2- 1	3- 0	1- 0				
6- 2	1- 0	1- 0	AWAY	2- 1	1- 1	1- 0				
0- 0	0- 0	0- 0	NEUTRAL	0- 0	0- 0	0- 0				

RPI	S	Opponent	Score	RPI	S	Opponent	Score	RPI	S	Opponent	Score	RPI	S	Opponent	Score
1	H	Notre Dame	63 87	29	H	South Dakota St.	91 52	63	A	Butler	87 58	107	A	St. John's (NY)	74 81
9	A	Mississippi St.	82 87	43	A	Villanova	91 55	63	H	Butler	57 61	107	H	St. John's (NY)	83 73
19	A	Miami (FL)	55 63	43	H	Villanova	93 55	68	H	Green Bay	80 54	113	A	Northwestern	76 57
24	A	DePaul	93 87	46	H	Michigan	85 74	81	A	Georgetown	72 62	117	H	Providence	85 46
24	H	DePaul	96 63					81	H	Georgetown	59 52	139	H	Montana St.	100 52
								92	H	UNI	102 61	140	A	Seton Hall	109 63
								93	A	Creighton	65 71	140	H	Seton Hall	96 60
								93	H	Creighton	85 67	192	A	Milwaukee	83 74
												194	A	Xavier	90 44
												194	H	Xavier	79 53
												250	H	Binghamton	93 40
												339	H	UIC	96 32
LAST 12 Division I GAMES:															
92	H	UNI	102 61	107	A	St. John's (NY)	74 81								
19	A	Miami (FL)	55 63	43	H	Villanova	93 55								
93	A	Creighton	65 71	81	H	Georgetown	59 52								
194	H	Xavier	79 53	24	A	DePaul	93 87								
63	H	Butler	57 61	63	A	Butler	87 58								
140	A	Seton Hall	109 63	194	A	Xavier	90 44								

Non-Div I Games:

Marquette

■ Loss,
■ Non-Conf, S Site,
■ Home
■ Away
N Neutral

Marshall

Through Games Of March 1, 2019

Average RPI Win:	243	WON-LOST	WINNING	LAST 10	STRENGTH OF	OPP. STRENGTH	TEAM	ADJ.	CONF.	ADJ CONF.
Average RPI Loss:	137	RECORD	PCT. RANK	GAMES	SCHEDULE	OF SCHEDULE	RPI	RPI	RPI	RPI
DIV. I ONLY	14- 12	154	0- 1	297	138	203	203	14	14	
DIV. I NON-CONF.	5- 7	206	0- 0	342	200	328	328	17	17	
TOTALS	RPI 1-25	RPI 26-50	W-L RECORDS	RPI 51-100	RPI 101-150	RPI 150+				
14- 12	0- 0	0- 1	OVERALL	2- 1	1- 6	11- 4				
9- 5	0- 0	0- 1	HOME	1- 0	1- 2	7- 2				
5- 7	0- 0	0- 0	AWAY	1- 1	0- 4	4- 2				
0- 0	0- 0	0- 0	NEUTRAL	0- 0	0- 0	0- 0				
5- 7	0- 0	0- 0	NON-CONFERENCE	0- 1	0- 3	5- 3				
5- 2	0- 0	0- 0	HOME	0- 0	0- 1	5- 1				
0- 5	0- 0	0- 0	AWAY	0- 1	0- 2	0- 2				
0- 0	0- 0	0- 0	NEUTRAL	0- 0	0- 0	0- 0				
9- 5	0- 0	0- 1	CONFERENCE	2- 0	1- 3	6- 1				
4- 3	0- 0	0- 1	HOME	1- 0	1- 1	2- 1				
5- 2	0- 0	0- 0	AWAY	1- 0	0- 2	4- 0				
0- 0	0- 0	0- 0	NEUTRAL	0- 0	0- 0	0- 0				

RPI 1-25				RPI 26-50				RPI 51-100				RPI 101+				Team's RPI: 203	
RPI	S	Opponent	Score	RPI	S	Opponent	Score	RPI	S	Opponent	Score	RPI	S	Opponent	Score		
				31	H	Rice	67 79	52	A	Clemson	54 68	104	A	UAB	59 77		
								60	A	Middle Tenn.	59 53	110	H	Towson	69 76		
								90	H	Old Dominion	57 48	118	H	Charlotte	63 62		
												121	A	Western Ky.	55 85		
												121	H	Western Ky.	66 69		
												149	A	Appalachian St.	52 74		
												150	A	Southern Ill.	49 58		
												172	H	Louisiana Tech	90 88		
												175	H	North Texas	67 55		
												181	H	Southern Miss.	52 64		
												187	A	Wisconsin	49 67		
												210	H	Indiana St.	53 62		
												224	A	Bowling Green	76 99		
												280	A	UTEP	63 60		
												285	H	Cleveland St.	86 64		
												301	H	Tennessee St.	80 59		
												305	A	Fla. Atlantic	72 67		
												307	A	UTSA	79 72		
												315	A	FIU	86 58		
												324	H	Evansville	72 65		
												330	H	Coppin St.	88 67		
												343	H	Delaware St.	75 63		
LAST 12 Division I GAMES:																	
				121	H	Western Ky.	66 69	280	A	UTEP	63 60						
				60	A	Middle Tenn.	59 53	181	H	Southern Miss.	52 64						
				104	A	UAB	59 77	172	H	Louisiana Tech	90 88						
				31	H	Rice	67 79	315	A	FIU	86 58						
				175	H	North Texas	67 55	305	A	Fla. Atlantic	72 67						
				307	A	UTSA	79 72	121	A	Western Ky.	55 85						

Non-Div I Games: Bluefield St. 82 29

Marshall

Loss, Non-Conf, S Site, H Home A Away N Neutral

Maryland

Through Games Of March 1, 2019

Average RPI Win:	132	WON-LOST	WINNING	LAST 10	STRENGTH OF	OPP. STRENGTH	TEAM	ADJ.	CONF.	ADJ CONF.
Average RPI Loss:	25	RECORD	PCT. RANK	GAMES	SCHEDULE	OF SCHEDULE	RPI	RPI	RPI	RPI
DIV. I ONLY	25- 3	7	1- 0	85	35	14	14	4	4	
DIV. I NON-CONF.	11- 0	1	0- 0	215	88	25	25	6	6	
TOTALS	RPI 1-25	RPI 26-50	W-L RECORDS	RPI 51-100	RPI 101-150	RPI 150+				
25- 3	1- 1	5- 2	OVERALL	6- 0	5- 0	8- 0				
13- 1	0- 0	3- 1	HOME	2- 0	4- 0	4- 0				
10- 2	1- 1	2- 1	AWAY	3- 0	1- 0	3- 0				
2- 0	0- 0	0- 0	NEUTRAL	1- 0	0- 0	1- 0				
11- 0	1- 0	2- 0	NON-CONFERENCE	1- 0	1- 0	6- 0				
6- 0	0- 0	2- 0	HOME	0- 0	1- 0	3- 0				
3- 0	1- 0	0- 0	AWAY	0- 0	0- 0	2- 0				
2- 0	0- 0	0- 0	NEUTRAL	1- 0	0- 0	1- 0				
14- 3	0- 1	3- 2	CONFERENCE	5- 0	4- 0	2- 0				
7- 1	0- 0	1- 1	HOME	2- 0	3- 0	1- 0				
7- 2	0- 1	2- 1	AWAY	3- 0	1- 0	1- 0				
0- 0	0- 0	0- 0	NEUTRAL	0- 0	0- 0	0- 0				

RPI	S	Opponent	Score	RPI	S	Opponent	Score	RPI	S	Opponent	Score	RPI	S	Opponent	Score
8	A	Iowa	73 86	26	A	Rutgers	62 48	74	A	Ohio St.	70 57	105	H	Minnesota	71 69
16	A	South Carolina	85 61	26	H	Rutgers	65 73	74	H	Ohio St.	75 69	113	H	Northwestern	72 57
				36	H	James Madison	87 63	78	A	Purdue	58 55	120	H	Dayton	82 71
				40	A	Michigan St.	60 77	87	A	Nebraska	81 63	127	A	Penn St.	77 61
				42	H	Georgia Tech	67 54	87	H	Nebraska	89 63	127	H	Penn St.	79 67
				46	H	Michigan	83 69	98	N	Georgia	58 51	152	A	Delaware	77 53
				49	A	Indiana	76 56					187	H	Wisconsin	75 57
												193	A	George Washington	69 30
												214	A	Illinois	80 66
												296	H	Loyola Maryland	83 48
												308	N	Morgan St.	68 44
												309	H	UMBC	92 61
												330	H	Coppin St.	93 36
LAST 12 Division I GAMES:															
78	A	Purdue	58 55	214	A	Illinois	80 66								
105	H	Minnesota	71 69	187	H	Wisconsin	75 57								
8	A	Iowa	73 86	49	A	Indiana	76 56								
87	H	Nebraska	89 63	74	A	Ohio St.	70 57								
26	A	Rutgers	62 48	127	H	Penn St.	79 67								
113	H	Northwestern	72 57	40	A	Michigan St.	60 77								

Non-Div I Games:

Maryland

Loss, Non-Conf, S Site, H Home A Away N Neutral

Massachusetts

Through Games Of March 1, 2019

Average RPI Win:	230	WON-LOST	WINNING	LAST 10	STRENGTH OF	OPP. STRENGTH	TEAM	ADJ.	CONF.	ADJ CONF.
Average RPI Loss:	184	RECORD	PCT. RANK	GAMES	SCHEDULE	OF SCHEDULE	RPI	RPI	RPI	RPI
DIV. I ONLY	14- 15	185	1- 0	255	246	227	227	17	17	
DIV. I NON-CONF.	8- 6	138	0- 0	243	331	196	196	16	16	
TOTALS	RPI 1-25	RPI 26-50	W-L RECORDS	RPI 51-100	RPI 101-150	RPI 150+				
14- 15	0- 0	0- 1	OVERALL	0- 0	2- 5	12- 9				
9- 6	0- 0	0- 0	HOME	0- 0	1- 0	8- 6				
4- 8	0- 0	0- 0	AWAY	0- 0	1- 5	3- 3				
1- 1	0- 0	0- 1	NEUTRAL	0- 0	0- 0	1- 0				
8- 6	0- 0	0- 1	NON-CONFERENCE	0- 0	1- 2	7- 3				
5- 2	0- 0	0- 0	HOME	0- 0	0- 0	5- 2				
2- 3	0- 0	0- 0	AWAY	0- 0	1- 2	1- 1				
1- 1	0- 0	0- 1	NEUTRAL	0- 0	0- 0	1- 0				
6- 9	0- 0	0- 0	CONFERENCE	0- 0	1- 3	5- 6				
4- 4	0- 0	0- 0	HOME	0- 0	1- 0	3- 4				
2- 5	0- 0	0- 0	AWAY	0- 0	0- 3	2- 2				
0- 0	0- 0	0- 0	NEUTRAL	0- 0	0- 0	0- 0				

RPI 1-25			RPI 26-50			RPI 51-100			RPI 101+			Team's RPI: 227	
RPI	S	Opponent	Score	RPI	S	Opponent	Score	RPI	S	Opponent	Score		
				47	N	Bucknell	58 77						
					</								

Non-Div I Games:

Massachusetts

Loss, Non-Conf, S Site, H Home A Away N Neutral

M
a
s
s
a
c
h
u
s
e
t
t
s

Massachusetts
RPI S Opponent Score

Through Games Of March 1, 2019

RPI	S	Opponent	Score	
319	H	Central Conn. St.	74	59
321	H	UMass Lowell	59	62

M
a
s
s
a
c
h
u
s
e
t
t
s

Massachusetts

M

M

M

Average RPI Win:	217	WON-LOST	WINNING	LAST 10	STRENGTH OF	OPP. STRENGTH	TEAM	ADJ.	CONF.	ADJ CONF.
Average RPI Loss:	137	RECORD	PCT. RANK	GAMES	SCHEDULE	OF SCHEDULE	RPI	RPI	RPI	RPI
DIV. I ONLY	10- 17	249	0- 1	107	169	206	206	9	9	
DIV. I NON-CONF.	5- 8	224	0- 0	187	305	268	268	8	8	
TOTALS	RPI 1-25	RPI 26-50	W-L RECORDS	RPI 51-100	RPI 101-150	RPI 150+				
10- 17	0- 2	0- 0	OVERALL	0- 4	3- 3	7- 8				
6- 9	0- 1	0- 0	HOME	0- 3	1- 1	5- 4				
3- 8	0- 1	0- 0	AWAY	0- 1	1- 2	2- 4				
1- 0	0- 0	0- 0	NEUTRAL	0- 0	1- 0	0- 0				
5- 8	0- 0	0- 0	NON-CONFERENCE	0- 2	1- 1	4- 5				
4- 4	0- 0	0- 0	HOME	0- 2	0- 0	4- 2				
0- 4	0- 0	0- 0	AWAY	0- 0	0- 1	0- 3				
1- 0	0- 0	0- 0	NEUTRAL	0- 0	1- 0	0- 0				
5- 9	0- 2	0- 0	CONFERENCE	0- 2	2- 2	3- 3				
2- 5	0- 1	0- 0	HOME	0- 1	1- 1	1- 2				
3- 4	0- 1	0- 0	AWAY	0- 1	1- 1	2- 1				
0- 0	0- 0	0- 0	NEUTRAL	0- 0	0- 0	0- 0				

RPI	S	Opponent	Score	RPI	S	Opponent	Score	RPI	S	Opponent	Score	RPI	S	Opponent	Score	Team's RPI: 206
6	A	UConn	45 102					72	H	Little Rock	60 63	101	H	Houston	57 59	
18	H	UCF	55 68					85	A	Cincinnati	56 80	104	A	UAB	54 85	
								85	H	Cincinnati	69 89	123	A	South Fla.	47 40	
								89	H	Toledo	48 58	142	N	Mercer	59 53	
												148	A	Tulsa	39 46	
												148	H	Tulsa	59 56	
												162	A	Coastal Caro.	71 90	
												164	A	Tulane	65 59	
												164	H	Tulane	61 62	
												172	H	Louisiana Tech	50 66	
												180	A	Arkansas St.	66 77	
												193	A	George Washington	38 51	
												221	A	East Carolina	59 68	
												221	H	East Carolina	58 46	
												232	H	Southeast Mo. St.	69 57	
												246	A	Wichita St.	71 50	
												246	H	Wichita St.	48 57	
												278	H	Jackson St.	68 67	
												279	H	Samford	53 48	
												290	H	New Orleans	59 66	
												338	H	N.C. Central	77 56	
LAST 12 Division I GAMES:																
101	H	Houston	57 59	148	H	Tulsa	59 56									
6	A	UConn	45 102	164	H	Tulane	61 62									
164	A	Tulane	65 59	85	A	Cincinnati	56 80									
85	H	Cincinnati	69 89	123	A	South Fla.	47 40									
221	A	East Carolina	59 68	221	H	East Carolina	58 46									
246	H	Wichita St.	48 57	246	A	Wichita St.	71 50									

Non-Div I Games:

Memphis

■ Loss,
 ■ Non-Conf,
 ■ S Site,
 ■ H Home
 ■ A Away
 N Neutral

[illegible]

Non-Div I Games:

Average RPI Win:	118	WON-LOST	WINNING	LAST 10	STRENGTH OF	OPP. STRENGTH	TEAM	ADJ.	CONF.	ADJ CONF.
Average RPI Loss:	41	RECORD	PCT. RANK	GAMES	SCHEDULE	OF SCHEDULE	RPI	RPI	RPI	RPI
DIV. I ONLY	24- 6	23	2- 1	48	8	19	19	1	1	
DIV. I NON-CONF.	12- 3	52	2- 1	145	47	52	52	1	1	
TOTALS	RPI 1-25	RPI 26-50	W-L RECORDS	RPI 51-100	RPI 101-150	RPI 150+				
24- 6	5- 3	2- 0	OVERALL	4- 3	5- 0	8- 0				
16- 2	3- 1	2- 0	HOME	3- 1	3- 0	5- 0				
6- 4	2- 2	0- 0	AWAY	1- 2	2- 0	1- 0				
2- 0	0- 0	0- 0	NEUTRAL	0- 0	0- 0	2- 0				
12- 3	1- 2	0- 0	NON-CONFERENCE	2- 1	1- 0	8- 0				
9- 1	1- 1	0- 0	HOME	2- 0	1- 0	5- 0				
1- 2	0- 1	0- 0	AWAY	0- 1	0- 0	1- 0				
2- 0	0- 0	0- 0	NEUTRAL	0- 0	0- 0	2- 0				
12- 3	4- 1	2- 0	CONFERENCE	2- 2	4- 0	0- 0				
7- 1	2- 0	2- 0	HOME	1- 1	2- 0	0- 0				
5- 2	2- 1	0- 0	AWAY	1- 1	2- 0	0- 0				
0- 0	0- 0	0- 0	NEUTRAL	0- 0	0- 0	0- 0				

RPI	S	Opponent	Score	RPI	S	Opponent	Score	RPI	S	Opponent	Score	RPI	S	Opponent	Score
1	H	Notre Dame	72 65	33	H	North Carolina	76 68	52	H	Clemson	67 76	102	H	Virginia	72 59
3	A	Louisville	79 73	42	H	Georgia Tech	69 56	58	A	Virginia Tech	65 73	114	H	Hartford	75 62
10	A	Syracuse	84 71					58	H	Virginia Tech	68 61	115	H	Boston College	76 73
11	A	Iowa St.	52 75					78	A	Purdue	63 74	122	A	Pittsburgh	65 51
12	H	Marquette	63 55					79	H	SFA	81 60	143	A	Wake Forest	72 57
22	A	Florida St.	58 62					82	A	Duke	58 50	153	N	Alabama	101 74
22	H	Florida St.	64 54					87	H	Nebraska	82 68	166	H	Temple	73 61
25	H	Central Mich.	80 90									167	H	Colorado	73 58
												178	N	Vanderbilt	90 65
												190	H	UMES	71 53
												290	H	New Orleans	78 38
												315	A	FIU	94 43
												348	H	Florida A&M	103 54
LAST 12 Division I GAMES:															
114	H	Hartford	75 62	3	A	Louisville	79 73	122	A	Pittsburgh	65 51	1	H	Notre Dame	72 65
12	H	Marquette	63 55	102	H	Virginia	72 59	22	A	Florida St.	58 62	115	H	Boston College	76 73
11	A	Iowa St.	52 75	58	A	Virginia Tech	65 73								
42	H	Georgia Tech	69 56												
22	H	Florida St.	64 54												
58	A	Virginia Tech	65 73												

Non-Div I Games:

Miami (FL)

■ Loss,
 ■ Non-Conf, S Site,
 ■ Home
 ■ Away
 N Neutral

Average RPI Win: 185	WON-LOST	WINNING	LAST 10	STRENGTH OF	OPP. STRENGTH	TEAM	ADJ.	CONF.	ADJ CONF.
Average RPI Loss: 113	RECORD	PCT. RANK	GAMES	SCHEDULE	OF SCHEDULE	RPI	RPI	RPI	RPI
DIV. I ONLY	20- 5	23	0- 1	167	113	45	45	7	7
DIV. I NON-CONF.	8- 2	52	0- 0	324	277	122	122	9	9
TOTALS	RPI 1-25	RPI 26-50	W-L RECORDS	RPI 51-100	RPI 101-150	RPI 150+			
20- 5	1- 1	1- 1	OVERALL	4- 1	3- 1	11- 1			
9- 1	0- 0	0- 1	HOME	3- 0	2- 0	4- 0			
11- 4	1- 1	1- 0	AWAY	1- 1	1- 1	7- 1			
0- 0	0- 0	0- 0	NEUTRAL	0- 0	0- 0	0- 0			
8- 2	0- 1	0- 0	NON-CONFERENCE	1- 0	1- 0	6- 1			
3- 0	0- 0	0- 0	HOME	1- 0	1- 0	1- 0			
5- 2	0- 1	0- 0	AWAY	0- 0	0- 0	5- 1			
0- 0	0- 0	0- 0	NEUTRAL	0- 0	0- 0	0- 0			
12- 3	1- 0	1- 1	CONFERENCE	3- 1	2- 1	5- 0			
6- 1	0- 0	0- 1	HOME	2- 0	1- 0	3- 0			
6- 2	1- 0	1- 0	AWAY	1- 1	1- 1	2- 0			
0- 0	0- 0	0- 0	NEUTRAL	0- 0	0- 0	0- 0			

RPI 1-25				RPI 26-50				Team's RPI: 45				RPI 51-100				RPI 101+			
RPI	S	Opponent	Score	RPI	S	Opponent	Score	RPI	S	Opponent	Score	RPI	S	Opponent	Score	RPI	S	Opponent	Score
3	A	Louisville	73 95	37	H	Buffalo	59 66	75	A	Kent St.	58 67	103	A	Northern Ill.	71 82				
25	A	Central Mich.	70 67	39	A	Ohio	67 61	75	H	Kent St.	79 63	103	H	Northern Ill.	70 45				
								85	H	Cincinnati	78 65	124	H	High Point	68 55				
								89	A	Toledo	65 56	141	A	Akron	67 61				
								89	H	Toledo	65 64	201	H	Eastern Mich.	63 58				
												208	H	Ball St.	60 57				
												217	A	Jacksonville St.	58 41				
												224	A	Bowling Green	82 75				
												224	H	Bowling Green	75 62				
												268	A	Western Mich.	81 62				
												277	A	Canisius	62 59				
												311	A	Valparaiso	68 47				
												332	A	Detroit Mercy	78 59				
												333	H	Eastern Ky.	60 44				
												339	A	UIC	65 56				
												348	A	Florida A&M	56 57				
LAST 12 Division I GAMES:																			
75	A	Kent St.	58 67	201	H	Eastern Mich.	63 58												
224	H	Bowling Green	75 62	268	A	Western Mich.	81 62												
89	A	Toledo	65 56	39	A	Ohio	67 61												
141	A	Akron	67 61	75	H	Kent St.	79 63												
103	H	Northern Ill.	70 45	208	H	Ball St.	60 57												
224	A	Bowling Green	82 75	25	A	Central Mich.	70 67												

Non-Div I Games: Ohio Dominican 74 29

Miami (OH)

■ Loss,
 ■ Non-Conf, S Site,
 ■ Home
 ■ Away
 N Neutral

Michigan

Through Games Of March 1, 2019

Average RPI Win:	166	WON-LOST	WINNING	LAST 10	STRENGTH OF	OPP. STRENGTH	TEAM	ADJ.	CONF.	ADJ CONF.
Average RPI Loss:	36	RECORD	PCT. RANK	GAMES	SCHEDULE	OF SCHEDULE	RPI	RPI	RPI	RPI
DIV. I ONLY	19- 10	85	1- 1	75	54	46	46	4	4	
DIV. I NON-CONF.	9- 3	61	1- 1	242	121	88	88	6	6	
TOTALS	RPI 1-25	RPI 26-50	W-L RECORDS	RPI 51-100	RPI 101-150	RPI 150+				
19- 10	1- 4	3- 4	OVERALL	2- 2	3- 0	10- 0				
12- 1	1- 0	2- 1	HOME	2- 0	2- 0	5- 0				
5- 8	0- 4	0- 2	AWAY	0- 2	1- 0	4- 0				
2- 1	0- 0	1- 1	NEUTRAL	0- 0	0- 0	1- 0				
9- 3	0- 2	1- 1	NON-CONFERENCE	0- 0	0- 0	8- 0				
5- 0	0- 0	0- 0	HOME	0- 0	0- 0	5- 0				
2- 2	0- 2	0- 0	AWAY	0- 0	0- 0	2- 0				
2- 1	0- 0	1- 1	NEUTRAL	0- 0	0- 0	1- 0				
10- 7	1- 2	2- 3	CONFERENCE	2- 2	3- 0	2- 0				
7- 1	1- 0	2- 1	HOME	2- 0	2- 0	0- 0				
3- 6	0- 2	0- 2	AWAY	0- 2	1- 0	2- 0				
0- 0	0- 0	0- 0	NEUTRAL	0- 0	0- 0	0- 0				

RPI 1-25				RPI 26-50				Team's RPI: 46	RPI 51-100				RPI 101+			
RPI	S	Opponent	Score	RPI	S	Opponent	Score		RPI	S	Opponent	Score	RPI	S	Opponent	Score
7	A	NC State	55 66	26	H	Rutgers	86 76		74	H	Ohio St.	62 58	105	H	Minnesota	76 60
8	A	Iowa	61 75	27	N	Missouri	70 54		78	A	Purdue	70 71	113	H	Northwestern	79 78
8	H	Iowa	90 81	28	N	Texas	52 69		87	A	Nebraska	56 70	127	A	Penn St.	66 62
12	A	Marquette	74 85	40	A	Michigan St.	64 74		87	H	Nebraska	67 61	163	N	Washington	80 73
14	A	Maryland	69 83	40	H	Michigan St.	73 77						173	H	Southern U.	76 35
				49	A	Indiana	60 70						187	A	Wisconsin	76 70
				49	H	Indiana	67 58						214	A	Illinois	70 56
													237	H	Mt. St. Mary's	88 40
													268	A	Western Mich.	79 42
													308	H	Morgan St.	70 47
													313	A	Oakland	85 59
													332	H	Detroit Mercy	95 62
													346	H	LIU Brooklyn	83 38
LAST 12 Division I GAMES:																
163	N	Washington	80 73	127	A	Penn St.	66 62									
28	N	Texas	52 69	87	H	Nebraska	67 61									
40	A	Michigan St.	64 74	187	A	Wisconsin	76 70									
26	H	Rutgers	86 76	8	H	Iowa	90 81									
214	A	Illinois	70 56	40	H	Michigan St.	73 77									
49	H	Indiana	67 58	49	A	Indiana	60 70									

Non-Div I Games:

Michigan

■ Loss,
■ Non-Conf,
■ S Site,
■ H Home
■ A Away
N Neutral

Average RPI Win: 137		WON-LOST	WINNING	LAST 10	STRENGTH OF	OPP. STRENGTH	TEAM	ADJ.	CONF.	ADJ CONF.
Average RPI Loss: 69		RECORD	PCT. RANK	GAMES	SCHEDULE	OF SCHEDULE	RPI	RPI	RPI	RPI
DIV. I ONLY		19- 9	79	1- 0	56	32	40	40	4	4
DIV. I NON-CONF.		10- 1	17	0- 0	181	49	35	35	6	6
TOTALS	RPI 1-25		RPI 26-50		W-L RECORDS		RPI 51-100		RPI 101-150	RPI 150+
19- 9	3- 2		3- 2		OVERALL		2- 3		4- 1	7- 1
15- 1	3- 0		2- 0		HOME		2- 1		3- 0	5- 0
3- 7	0- 1		1- 2		AWAY		0- 2		1- 1	1- 1
1- 1	0- 1		0- 0		NEUTRAL		0- 0		0- 0	1- 0
10- 1	1- 1		0- 0		NON-CONFERENCE		1- 0		2- 0	6- 0
7- 0	1- 0		0- 0		HOME		1- 0		1- 0	4- 0
2- 0	0- 0		0- 0		AWAY		0- 0		1- 0	1- 0
1- 1	0- 1		0- 0		NEUTRAL		0- 0		0- 0	1- 0
9- 8	2- 1		3- 2		CONFERENCE		1- 3		2- 1	1- 1
8- 1	2- 0		2- 0		HOME		1- 1		2- 0	1- 0
1- 7	0- 1		1- 2		AWAY		0- 2		0- 1	0- 1
0- 0	0- 0		0- 0		NEUTRAL		0- 0		0- 0	0- 0

[illegible]

Non-Div I Games:

Michigan St.

Loss, Non-Conf, S Site, H Home A Away N Neutral

Middle Tenn.

Through Games Of March 1, 2019

Average RPI Win:	199	WON-LOST	WINNING	LAST 10	STRENGTH OF	OPP. STRENGTH	TEAM	ADJ.	CONF.	ADJ CONF.
Average RPI Loss:	98	RECORD	PCT. RANK	GAMES	SCHEDULE	OF SCHEDULE	RPI	RPI	RPI	RPI
DIV. I ONLY	19- 8	63	0- 1	92	182	60	60	14	14	
DIV. I NON-CONF.	9- 4	85	0- 1	76	223	50	50	17	17	
TOTALS	RPI 1-25	RPI 26-50	W-L RECORDS	RPI 51-100	RPI 101-150	RPI 150+				
19- 8	0- 1	0- 1	OVERALL	1- 2	4- 2	14- 2				
9- 3	0- 0	0- 1	HOME	0- 1	3- 0	6- 1				
8- 5	0- 1	0- 0	AWAY	1- 1	1- 2	6- 1				
2- 0	0- 0	0- 0	NEUTRAL	0- 0	0- 0	2- 0				
9- 4	0- 1	0- 0	NON-CONFERENCE	1- 1	1- 1	7- 1				
4- 1	0- 0	0- 0	HOME	0- 1	1- 0	3- 0				
3- 3	0- 1	0- 0	AWAY	1- 0	0- 1	2- 1				
2- 0	0- 0	0- 0	NEUTRAL	0- 0	0- 0	2- 0				
10- 4	0- 0	0- 1	CONFERENCE	0- 1	3- 1	7- 1				
5- 2	0- 0	0- 1	HOME	0- 0	2- 0	3- 1				
5- 2	0- 0	0- 0	AWAY	0- 1	1- 1	4- 0				
0- 0	0- 0	0- 0	NEUTRAL	0- 0	0- 0	0- 0				

RPI 1-25				RPI 26-50				RPI 51-100 Team's RPI: 60				RPI 101+			
RPI	S	Opponent	Score	RPI	S	Opponent	Score	RPI	S	Opponent	Score	RPI	S	Opponent	Score
21	A	Kentucky	55 72	31	H	Rice	47 60	62	H	Belmont	38 45	104	A	UAB	72 77
								90	A	Old Dominion	65 70	104	H	UAB	60 44
								94	A	Troy	67 64	111	A	Fordham	49 61
												118	A	Charlotte	62 55
												121	H	Western Ky.	81 69
												132	H	Georgia St.	69 54
												161	A	Tennessee Tech	64 68
												171	N	Chattanooga	58 47
												172	H	Louisiana Tech	75 38
												175	H	North Texas	61 46
												178	H	Vanderbilt	65 58
												181	H	Southern Miss.	66 49
												188	H	UNC Asheville	67 46
												198	N	Dartmouth	70 58
												199	A	UNLV	66 62
												203	H	Marshall	53 59
												211	A	Furman	78 71
												280	A	UTEP	79 49
												305	A	Fla. Atlantic	74 55
												307	A	UTSA	72 52
												315	A	FIU	49 43
												328	H	Mississippi Val.	101 51
LAST 12 Division I GAMES:															
111	A	Fordham	49 61	118	A	Charlotte	62 55								
199	A	UNLV	66 62	104	H	UAB	60 44								
104	A	UAB	72 77	175	H	North Texas	61 46								
203	H	Marshall	53 59	31	H	Rice	47 60								
121	H	Western Ky.	81 69	280	A	UTEP	79 49								
90	A	Old Dominion	65 70	307	A	UTSA	72 52								

Non-Div I Games:

Middle Tenn.

■ Loss,
 ■ Non-Conf, S Site,
 ■ Home
 ■ Away
 N Neutral

Midweek				Through Games Of March 17, 2019						
Average RPI Win:	277	WON-LOST	WINNING	LAST 10	STRENGTH OF	OPP. STRENGTH	TEAM	ADJ.	CONF.	ADJ CONF.
Average RPI Loss:	91	RECORD	PCT. RANK	GAMES	SCHEDULE	OF SCHEDULE	RPI	RPI	RPI	RPI
DIV. I ONLY	15- 13	161	1- 0	272	172	192	192	20	20	
DIV. I NON-CONF.	5- 6	177	0- 0	172	76	181	181	18	18	

TOTALS	RPI 1-25	RPI 26-50		W-L RECORDS		RPI 51-100	RPI 101-150	RPI 150+		
15- 13	0- 2	0- 1		OVERALL		0- 6	2- 2	13- 2		
8- 6	0- 2	0- 0		HOME		0- 2	1- 1	7- 1		
6- 7	0- 0	0- 1		AWAY		0- 4	0- 1	6- 1		
1- 0	0- 0	0- 0		NEUTRAL		0- 0	1- 0	0- 0		
5- 6	0- 2	0- 1		NON-CONFERENCE		0- 2	1- 0	4- 1		
2- 3	0- 2	0- 0		HOME		0- 0	0- 0	2- 1		
2- 3	0- 0	0- 1		AWAY		0- 2	0- 0	2- 0		
1- 0	0- 0	0- 0		NEUTRAL		0- 0	1- 0	0- 0		
10- 7	0- 0	0- 0		CONFERENCE		0- 4	1- 2	9- 1		
6- 3	0- 0	0- 0		HOME		0- 2	1- 1	5- 0		
4- 4	0- 0	0- 0		AWAY		0- 2	0- 1	4- 1		
0- 0	0- 0	0- 0		NEUTRAL		0- 0	0- 0	0- 0		

RPI 1-25				RPI 26-50				RPI 51-100				RPI 101+				Team's RPI: 192	
RPI	S	Opponent	Score	RPI	S	Opponent	Score	RPI	S	Opponent	Score	RPI	S	Opponent	Score		
12	H	Marquette	74 83	49	A	Indiana	66 68	53	A	Saint Mary's (CA)	71 73	119	A	Youngstown St.	47 67		
22	H	Florida St.	62 87					67	A	Wright St.	57 61	119	H	Youngstown St.	71 68		
								67	H	Wright St.	69 73	135	N	UC Riverside	56 54		
								68	A	Green Bay	45 59	138	H	IUPUI	66 67		
								68	H	Green Bay	62 76	187	H	Wisconsin	57 68		
								91	A	Fresno St.	48 65	230	H	Columbia	78 65		
												240	A	Northern Ky.	54 55		
												240	H	Northern Ky.	59 38		
												249	A	North Dakota	64 46		
												285	A	Cleveland St.	78 60		
												285	H	Cleveland St.	59 53		
												310	A	North Dakota St.	57 55		
												313	A	Oakland	79 52		
												313	H	Oakland	83 53		
												332	A	Detroit Mercy	62 44		
												332	H	Detroit Mercy	59 34		
												334	H	Purdue Fort Wayne	70 48		
												339	A	UIC	48 37		
												339	H	UIC	72 53		
LAST 12 Division I GAMES:																	
				339	A	UIC	48 37	67	H	Wright St.	69 73						
				313	H	Oakland	83 53	68	A	Green Bay	45 59						
				332	H	Detroit Mercy	59 34	339	H	UIC	72 53						
				119	A	Youngstown St.	47 67	138	H	IUPUI	66 67						
				285	A	Cleveland St.	78 60	332	A	Detroit Mercy	62 44						
				240	H	Northern Ky.	59 38	313	A	Oakland	79 52						

Non-Div I Games:

Milwaukee

■ Loss, ■ Non-Conf, S Site, H Home A Away N Neutral

Minnesota

Through Games Of March 1, 2019

Average RPI Win:	184	WON-LOST	WINNING	LAST 10	STRENGTH OF	OPP. STRENGTH	TEAM	ADJ.	CONF.	ADJ CONF.
Average RPI Loss:	65	RECORD	PCT. RANK	GAMES	SCHEDULE	OF SCHEDULE	RPI	RPI	RPI	RPI
DIV. I ONLY	19- 9	79	0- 1	170	62	105	105	4	4	
DIV. I NON-CONF.	11- 0	1	0- 0	346	148	105	105	6	6	
TOTALS	RPI 1-25	RPI 26-50	W-L RECORDS	RPI 51-100	RPI 101-150	RPI 150+				
19- 9	1- 2	2- 3	OVERALL	1- 3	4- 0	11- 1				
13- 4	1- 1	1- 0	HOME	0- 2	2- 0	9- 1				
6- 5	0- 1	1- 3	AWAY	1- 1	2- 0	2- 0				
0- 0	0- 0	0- 0	NEUTRAL	0- 0	0- 0	0- 0				
11- 0	1- 0	0- 0	NON-CONFERENCE	0- 0	1- 0	9- 0				
9- 0	1- 0	0- 0	HOME	0- 0	0- 0	8- 0				
2- 0	0- 0	0- 0	AWAY	0- 0	1- 0	1- 0				
0- 0	0- 0	0- 0	NEUTRAL	0- 0	0- 0	0- 0				
8- 9	0- 2	2- 3	CONFERENCE	1- 3	3- 0	2- 1				
4- 4	0- 1	1- 0	HOME	0- 2	2- 0	1- 1				
4- 5	0- 1	1- 3	AWAY	1- 1	1- 0	1- 0				
0- 0	0- 0	0- 0	NEUTRAL	0- 0	0- 0	0- 0				

RPI S	Opponent	Score	RPI S	Opponent	Score	RPI S	Opponent	Score	RPI S	Opponent	Score	Team's RPI: 105
8	H Iowa	63 81	26	A Rutgers	54 60	74	H Ohio St.	55 65	113	A Northwestern	61 54	
10	H Syracuse	72 68	26	H Rutgers	60 46	78	A Purdue	65 45	113	H Northwestern	73 64	
14	A Maryland	69 71	40	A Michigan St.	68 86	78	H Purdue	53 64	115	A Boston College	77 69	
			46	A Michigan	60 76	87	A Nebraska	57 63	127	H Penn St.	97 67	
			49	A Indiana	65 61				187	A Wisconsin	78 50	
									187	H Wisconsin	74 56	
									194	A Xavier	78 53	
									204	H Cornell	65 45	
									214	H Illinois	62 66	
									253	H Rhode Island	91 71	
									266	H San Diego	53 48	
									291	H Air Force	67 50	
									303	H Incarnate Word	75 39	
									314	H New Hampshire	70 47	
									330	H Coppin St.	84 52	
									345	H Ark.-Pine Bluff	84 42	
LAST 12 Division I GAMES:												
26	A Rutgers	54 60	26	H Rutgers	60 46							
14	A Maryland	69 71	113	A Northwestern	61 54							
127	H Penn St.	97 67	74	H Ohio St.	55 65							
78	A Purdue	65 45	78	H Purdue	53 64							
113	H Northwestern	73 64	87	A Nebraska	57 63							
49	A Indiana	65 61	187	A Wisconsin	78 50							

Non-Div I Games:

Minnesota

■ Loss,
■ Non-Conf,
■ S Site,
■ H Home
■ A Away
N Neutral

Mississippi St.

Through Games Of March 1, 2019

Average RPI Win:	131	WON-LOST	WINNING	LAST 10	STRENGTH OF	OPP. STRENGTH	TEAM	ADJ.	CONF.	ADJ CONF.
Average RPI Loss:	16	RECORD	PCT. RANK	GAMES	SCHEDULE	OF SCHEDULE	RPI	RPI	RPI	RPI
DIV. I ONLY	26- 2	2	1- 0	57	37	9	9	5	5	
DIV. I NON-CONF.	12- 1	11	0- 0	91	56	15	15	5	5	
TOTALS	RPI 1-25	RPI 26-50	W-L RECORDS	RPI 51-100	RPI 101-150	RPI 150+				
26- 2	4- 1	2- 1	OVERALL	7- 0	1- 0	12- 0				
14- 1	3- 0	0- 1	HOME	4- 0	0- 0	7- 0				
12- 1	1- 1	2- 0	AWAY	3- 0	1- 0	5- 0				
0- 0	0- 0	0- 0	NEUTRAL	0- 0	0- 0	0- 0				
12- 1	1- 1	1- 0	NON-CONFERENCE	2- 0	1- 0	7- 0				
7- 0	1- 0	0- 0	HOME	1- 0	0- 0	5- 0				
5- 1	0- 1	1- 0	AWAY	1- 0	1- 0	2- 0				
0- 0	0- 0	0- 0	NEUTRAL	0- 0	0- 0	0- 0				
14- 1	3- 0	1- 1	CONFERENCE	5- 0	0- 0	5- 0				
7- 1	2- 0	0- 1	HOME	3- 0	0- 0	2- 0				
7- 0	1- 0	1- 0	AWAY	2- 0	0- 0	3- 0				
0- 0	0- 0	0- 0	NEUTRAL	0- 0	0- 0	0- 0				

RPI 1-25				RPI 26-50				RPI 51-100				RPI 101+			
RPI	S	Opponent	Score	RPI	S	Opponent	Score	RPI	S	Opponent	Score	RPI	S	Opponent	Score
5	A	Oregon	74 82	27	H	Missouri	67 75	61	A	LSU	68 35	102	A	Virginia	72 44
12	H	Marquette	87 82	28	A	Texas	67 49	61	H	LSU	76 56	153	A	Alabama	65 49
16	H	South Carolina	89 74	50	A	Auburn	85 59	64	H	Lamar University	104 53	163	A	Washington	103 56
17	A	Texas A&M	92 64					65	H	Tennessee	91 63	178	H	Vanderbilt	86 70
21	H	Kentucky	86 71					72	A	Little Rock	98 63	181	A	Southern Miss.	86 42
								98	H	Georgia	80 71	211	H	Furman	106 41
								99	A	Arkansas	93 69	212	A	Ole Miss	80 66
												212	H	Ole Miss	80 49
												223	A	Florida	90 42
												232	H	Southeast Mo. St.	88 53
												261	H	Louisiana	104 36
												278	H	Jackson St.	105 38
												330	H	Coppin St.	110 38
LAST 12 Division I GAMES:															
				61	H	LSU	76 56	153	A	Alabama	65 49				
				178	H	Vanderbilt	86 70	61	A	LSU	68 35				
				212	A	Ole Miss	80 66	212	H	Ole Miss	80 49				
				17	A	Texas A&M	92 64	223	A	Florida	90 42				
				27	H	Missouri	67 75	16	H	South Carolina	89 74				
				65	H	Tennessee	91 63	50	A	Auburn	85 59				

Non-Div I Games:

Mississippi St.

■ Loss,
 ■ Non-Conf, S Site,
 ■ Home
 ■ Away
 N Neutral

Mississippi Val.

Through Games Of March 1, 2019

Average RPI Win:	265	WON-LOST	WINNING	LAST 10	STRENGTH OF	OPP. STRENGTH	TEAM	ADJ.	CONF.	ADJ CONF.
Average RPI Loss:	209	RECORD	PCT. RANK	GAMES	SCHEDULE	OF SCHEDULE	RPI	RPI	RPI	RPI
DIV. I ONLY	4- 22	329	0- 1	286	337	328	328	29	29	
DIV. I NON-CONF.	1- 10	330	0- 0	93	294	273	273	28	28	
TOTALS	RPI 1-25	RPI 26-50	W-L RECORDS	RPI 51-100	RPI 101-150	RPI 150+				
4- 22	0- 0	0- 1	OVERALL	0- 2	0- 1	4- 18				
1- 6	0- 0	0- 0	HOME	0- 0	0- 0	1- 6				
3- 15	0- 0	0- 1	AWAY	0- 1	0- 1	3- 12				
0- 1	0- 0	0- 0	NEUTRAL	0- 1	0- 0	0- 0				
1- 10	0- 0	0- 1	NON-CONFERENCE	0- 2	0- 1	1- 6				
0- 1	0- 0	0- 0	HOME	0- 0	0- 0	0- 1				
1- 8	0- 0	0- 1	AWAY	0- 1	0- 1	1- 5				
0- 1	0- 0	0- 0	NEUTRAL	0- 1	0- 0	0- 0				
3- 12	0- 0	0- 0	CONFERENCE	0- 0	0- 0	3- 12				
1- 5	0- 0	0- 0	HOME	0- 0	0- 0	1- 5				
2- 7	0- 0	0- 0	AWAY	0- 0	0- 0	2- 7				
0- 0	0- 0	0- 0	NEUTRAL	0- 0	0- 0	0- 0				

RPI S	Opponent	Score	RPI S	Opponent	Score	RPI S	Opponent	Score	RPI S	Opponent	Score	Team's RPI: 328
41	A TCU	47 96	60	A Middle Tenn.	51 101	116	A UT Martin	51 110	173	A Nicholls St.	47 72	
			94	N Troy	54 75	173	A Southern U.	67 74	173	H Southern U.	46 67	
						176	H North Ala.	72 86	180	A Arkansas St.	57 60	
						181	A Southern Miss.	60 67	200	A Grambling	54 52	
						207	A Prairie View	55 91	207	H Prairie View	65 75	
						209	A SMU	47 62	241	A Texas Southern	45 73	
						241	H Texas Southern	50 68	256	A Austin Peay	95 89	
						260	A Alabama St.	67 73	260	H Alabama St.	64 62	
						278	A Jackson St.	56 87	289	A Alabama A&M	70 78	
						289	H Alabama A&M	60 80	316	A La.-Monroe	65 72	
						345	A Ark.-Pine Bluff	62 56	351	A Alcorn	63 73	
						351	H Alcorn	80 81				
LAST 12 Division I GAMES:												
241	A Texas Southern	45 73	200	A Grambling	54 52							
207	A Prairie View	55 91	278	A Jackson St.	56 87							
173	H Southern U.	46 67	241	H Texas Southern	50 68							
351	H Alcorn	80 81	207	H Prairie View	65 75							
260	A Alabama St.	67 73	173	A Southern U.	67 74							
289	A Alabama A&M	70 78	351	A Alcorn	63 73							

Non-Div I Games:

Mississippi Val.

■ Loss,
 ■ Non-Conf,
 ■ S Site,
 ■ Home
 ■ A Away
 N Neutral

Average RPI Win:	125	WON-LOST	WINNING	LAST 10	STRENGTH OF	OPP. STRENGTH	TEAM	ADJ.	CONF.	ADJ CONF.
Average RPI Loss:	65	RECORD	PCT. RANK	GAMES	SCHEDULE	OF SCHEDULE	RPI	RPI	RPI	RPI
DIV. I ONLY	20- 9	76	1- 0	29	61	27	27	5	5	
DIV. I NON-CONF.	11- 3	56	1- 0	58	105	36	36	5	5	
TOTALS	RPI 1-25	RPI 26-50	W-L RECORDS	RPI 51-100	RPI 101-150	RPI 150+				
20- 9	2- 2	2- 3	OVERALL	7- 3	0- 0	9- 1				
11- 3	1- 0	1- 1	HOME	3- 2	0- 0	6- 0				
7- 5	1- 2	0- 1	AWAY	3- 1	0- 0	3- 1				
2- 1	0- 0	1- 1	NEUTRAL	1- 0	0- 0	0- 0				
11- 3	0- 0	1- 2	NON-CONFERENCE	3- 1	0- 0	7- 0				
5- 2	0- 0	0- 1	HOME	1- 1	0- 0	4- 0				
4- 0	0- 0	0- 0	AWAY	1- 0	0- 0	3- 0				
2- 1	0- 0	1- 1	NEUTRAL	1- 0	0- 0	0- 0				
9- 6	2- 2	1- 1	CONFERENCE	4- 2	0- 0	2- 1				
6- 1	1- 0	1- 0	HOME	2- 1	0- 0	2- 0				
3- 5	1- 2	0- 1	AWAY	2- 1	0- 0	0- 1				
0- 0	0- 0	0- 0	NEUTRAL	0- 0	0- 0	0- 0				

RPI 1-25				RPI 26-50				Team's RPI: 27				RPI 51-100				RPI 101+			
RPI	S	Opponent	Score	RPI	S	Opponent	Score	RPI	S	Opponent	Score	RPI	S	Opponent	Score	RPI	S	Opponent	Score
9	A	Mississippi St.	75 67	35	H	South Dakota	61 74	57	H	Missouri St.	65 61	168	H	Texas St.	69 50				
16	A	South Carolina	65 79	46	N	Michigan	54 70	61	A	LSU	51 61	178	H	Vanderbilt	69 46				
17	H	Texas A&M	70 65	47	N	Quinnipiac	65 51	65	A	Tennessee	66 64	179	A	Saint Louis	74 62				
21	A	Kentucky	41 52	50	A	Auburn	54 58	65	H	Tennessee	60 62	180	H	Arkansas St.	70 50				
				50	H	Auburn	74 65	68	H	Green Bay	49 56	212	H	Ole Miss	78 55				
								72	A	West Virginia	68 51	214	A	Illinois	67 45				
								82	N	Duke	62 54	218	H	SIUE	59 36				
								98	H	Georgia	61 35	223	A	Florida	56 58				
								99	A	Arkansas	73 67	226	H	UMKC	66 59				
								99	H	Arkansas	71 53	233	A	Western Ill.	89 64				
LAST 12 Division I GAMES:																			
				82	N	Duke	62 54			178	H	Vanderbilt	69 46						
				47	N	Quinnipiac	65 51			17	H	Texas A&M	70 65						
				99	A	Arkansas	73 67			61	A	LSU	51 61						
				50	A	Auburn	54 58			50	H	Auburn	74 65						
				65	H	Tennessee	60 62			21	A	Kentucky	41 52						
				9	A	Mississippi St.	75 67			16	A	South Carolina	65 79						

Non-Div I Games:

Missouri

■ Loss,
 ■ Non-Conf, S Site,
 ■ Home
 ■ Away
 N Neutral

Average RPI Win:	183	WON-LOST	WINNING	LAST 10	STRENGTH OF	OPP. STRENGTH	TEAM	ADJ.	CONF.	ADJ CONF.
Average RPI Loss:	108	RECORD	PCT. RANK	GAMES	SCHEDULE	OF SCHEDULE	RPI	RPI	RPI	RPI
DIV. I ONLY	18- 8	70	1- 0	86	137	57	57	13	13	
DIV. I NON-CONF.	4- 7	228	0- 0	77	42	170	170	15	15	
TOTALS	RPI 1-25	RPI 26-50	W-L RECORDS	RPI 51-100	RPI 101-150	RPI 150+				
18- 8	1- 1	0- 3	OVERALL	3- 0	2- 0	12- 4				
9- 3	0- 1	0- 1	HOME	2- 0	1- 0	6- 1				
7- 5	1- 0	0- 2	AWAY	1- 0	1- 0	4- 3				
2- 0	0- 0	0- 0	NEUTRAL	0- 0	0- 0	2- 0				
4- 7	0- 1	0- 3	NON-CONFERENCE	1- 0	0- 0	3- 3				
2- 2	0- 1	0- 1	HOME	1- 0	0- 0	1- 0				
0- 5	0- 0	0- 2	AWAY	0- 0	0- 0	0- 3				
2- 0	0- 0	0- 0	NEUTRAL	0- 0	0- 0	2- 0				
14- 1	1- 0	0- 0	CONFERENCE	2- 0	2- 0	9- 1				
7- 1	0- 0	0- 0	HOME	1- 0	1- 0	5- 1				
7- 0	1- 0	0- 0	AWAY	1- 0	1- 0	4- 0				
0- 0	0- 0	0- 0	NEUTRAL	0- 0	0- 0	0- 0				

RPI 1-25				RPI 26-50				RPI 51-100				Team's RPI: 57	RPI 101+			
RPI	S	Opponent	Score	RPI	S	Opponent	Score	RPI	S	Opponent	Score		RPI	S	Opponent	Score
13	H	Gonzaga	67 70	27	A	Missouri	61 65	72	H	Little Rock	48 44		150	A	Southern Ill.	70 58
23	A	Drake	85 79	35	H	South Dakota	74 85	92	A	UNI	63 58		150	H	Southern Ill.	66 51
				49	A	Indiana	74 98	92	H	UNI	58 48		154	A	Illinois St.	59 47
													154	H	Illinois St.	56 60
													160	A	Bradley	68 56
													160	H	Bradley	82 60
													165	A	Santa Clara	73 77
													172	N	Louisiana Tech	82 70
													175	A	North Texas	76 83
													208	H	Ball St.	74 54
													210	H	Indiana St.	71 58
													218	N	SIUE	68 65
													244	A	Loyola Chicago	85 58
													244	H	Loyola Chicago	84 49
													246	A	Wichita St.	60 63
													311	A	Valparaiso	77 58
													311	H	Valparaiso	108 63
													324	H	Evansville	88 66
LAST 12 Division I GAMES:																
				92	H	UNI	58 48	92	A	UNI	63 58					
				244	A	Loyola Chicago	85 58	23	A	Drake	85 79					
				311	A	Valparaiso	77 58	311	H	Valparaiso	108 63					
				160	H	Bradley	82 60	244	H	Loyola Chicago	84 49					
				154	H	Illinois St.	56 60	154	A	Illinois St.	59 47					
				150	A	Southern Ill.	70 58	160	A	Bradley	68 56					

Non-Div I Games:

Missouri St.

■ Loss,
■ Non-Conf, S Site,
■ Home
■ Away
N Neutral

Average RPI Win:	266	WON-LOST	WINNING	LAST 10	STRENGTH OF	OPP. STRENGTH	TEAM	ADJ.	CONF.	ADJ CONF.
Average RPI Loss:	170	RECORD	PCT. RANK	GAMES	SCHEDULE	OF SCHEDULE	RPI	RPI	RPI	RPI
DIV. I ONLY	12- 16	216	0- 1	228	264	234	234	26	26	
DIV. I NON-CONF.	4- 7	228	0- 0	202	218	231	231	27	27	
TOTALS	RPI 1-25	RPI 26-50	W-L RECORDS	RPI 51-100	RPI 101-150	RPI 150+				
12- 16	0- 0	0- 3	OVERALL	0- 2	0- 3	12- 8				
6- 8	0- 0	0- 2	HOME	0- 1	0- 1	6- 4				
6- 8	0- 0	0- 1	AWAY	0- 1	0- 2	6- 4				
0- 0	0- 0	0- 0	NEUTRAL	0- 0	0- 0	0- 0				
4- 7	0- 0	0- 1	NON-CONFERENCE	0- 2	0- 1	4- 3				
2- 3	0- 0	0- 1	HOME	0- 1	0- 0	2- 1				
2- 4	0- 0	0- 0	AWAY	0- 1	0- 1	2- 2				
0- 0	0- 0	0- 0	NEUTRAL	0- 0	0- 0	0- 0				
8- 9	0- 0	0- 2	CONFERENCE	0- 0	0- 2	8- 5				
4- 5	0- 0	0- 1	HOME	0- 0	0- 1	4- 3				
4- 4	0- 0	0- 1	AWAY	0- 0	0- 1	4- 2				
0- 0	0- 0	0- 0	NEUTRAL	0- 0	0- 0	0- 0				

RPI S	Opponent	Score	RPI S	Opponent	Score	RPI S	Opponent	Score	RPI S	Opponent	Score	Team's RPI: 234
47	A Quinnipiac	38 67	47	H Quinnipiac	46 58	58	A Virginia Tech	49 82	129	A Marist	45 69	
						59	H Princeton	47 79	129	H Marist	45 69	
			47	H Bucknell	32 70				136	A Lehigh	48 63	
									177	A Rider	50 65	
									177	H Rider	43 55	
									193	A George Washington	55 51	
									216	A Sacred Heart	55 50	
									221	A East Carolina	67 73	
									228	H Navy	68 67	
									243	H Albany (NY)	64 56	
									267	A Niagara	88 81	
									267	H Niagara	76 54	
									271	A Siena	56 54	
									271	H Siena	68 77	
									276	H Manhattan	71 63	
									277	A Canisius	56 65	
									277	H Canisius	67 61	
									292	A Fairfield	73 63	
									296	H Loyola Maryland	67 75	
									323	A Iona	55 38	
									323	H Iona	51 52	
									326	A Lafayette	69 73	
									342	H Saint Peter's	70 50	
LAST 12 Division I GAMES:												
129	H Marist	45 69	271	A Siena	56 54							
277	A Canisius	56 65	177	A Rider	50 65							
267	A Niagara	88 81	292	A Fairfield	73 63							
342	H Saint Peter's	70 50	47	H Quinnipiac	46 58							
323	H Iona	51 52	267	H Niagara	76 54							
276	H Manhattan	71 63	277	H Canisius	67 61							

Non-Div I Games:

Monmouth

■ Loss,
 ■ Non-Conf,
 ■ S Site,
 ■ H Home
 ■ A Away
 N Neutral

Montana				Through Games Of March 1, 2019						
Average RPI Win: 217		WON-LOST	WINNING	LAST 10	STRENGTH OF	OPP. STRENGTH	TEAM	ADJ.	CONF.	ADJ CONF.
Average RPI Loss: 113		RECORD	PCT. RANK	GAMES	SCHEDULE	OF SCHEDULE	RPI	RPI	RPI	RPI
DIV. I ONLY		11- 13	201	1- 0	122	154	170	170	16	16
DIV. I NON-CONF.		4- 4	162	1- 0	35	159	84	84	12	12
TOTALS		RPI 1-25	RPI 26-50	W-L RECORDS	RPI 51-100	RPI 101-150	RPI 150+			
11- 13	0- 1	0- 1	OVERALL	2- 4	2- 4	7- 3				
7- 4	0- 0	0- 1	HOME	2- 1	2- 1	3- 1				
3- 9	0- 1	0- 0	AWAY	0- 3	0- 3	3- 2				
1- 0	0- 0	0- 0	NEUTRAL	0- 0	0- 0	1- 0				
4- 4	0- 1	0- 1	NON-CONFERENCE	1- 1	1- 0	2- 1				
2- 1	0- 0	0- 1	HOME	1- 0	1- 0	0- 0				
1- 3	0- 1	0- 0	AWAY	0- 1	0- 0	1- 1				
1- 0	0- 0	0- 0	NEUTRAL	0- 0	0- 0	1- 0				
7- 9	0- 0	0- 0	CONFERENCE	1- 3	1- 4	5- 2				
5- 3	0- 0	0- 0	HOME	1- 1	1- 1	3- 1				
2- 6	0- 0	0- 0	AWAY	0- 2	0- 3	2- 1				
0- 0	0- 0	0- 0	NEUTRAL	0- 0	0- 0	0- 0				
RPI 1-25		RPI 26-50		RPI 51-100		RPI 101+		Team's RPI: 170		
RPI S	Opponent	Score	RPI S	Opponent	Score	RPI S	Opponent	Score		
13 A	Gonzaga	52 76	35 H	South Dakota	41 64	75 A	Idaho	68 76	103 H	Northern Ill. 86 70
						75 H	Idaho	82 79	112 A	Idaho St. 34 50
						84 A	Arizona	51 100	112 H	Idaho St. 60 59
						88 H	UC Davis	62 56	137 A	Portland St. 60 78
						100 A	Northern Colo.	61 79	139 A	Montana St. 52 74
						100 H	Northern Colo.	62 73	139 H	Montana St. 71 75
									163 A	Washington 54 69
									183 A	Eastern Wash. 64 67
									183 H	Eastern Wash. 62 68
									231 N	Saint Francis (PA) 79 77
									255 H	Northern Ariz. 78 62
									257 A	Sacramento St. 88 86
									286 H	Southern Utah 79 57
									322 A	Weber St. 72 60
									322 H	Weber St. 64 56
									335 A	Grand Canyon 69 47
LAST 12 Division I GAMES:										
231 N	Saint Francis (PA)	79 77	183 A	Eastern Wash.	64 67					
88 H	UC Davis	62 56	75 A	Idaho	68 76					
100 A	Northern Colo.	61 79	139 A	Montana St.	52 74					
139 H	Montana St.	71 75	322 A	Weber St.	72 60					
112 H	Idaho St.	60 59	112 A	Idaho St.	34 50					
322 H	Weber St.	64 56	75 H	Idaho	82 79					

Non-Div I Games: Providence (MT) 90 45

Montana

Loss, Non-Conf, S Site, H Home A Away N Neutral

Page 179

Non-Div I Games: Providence (MT) 90 45

Montana

Average RPI Win: 229		WON-LOST	WINNING	LAST 10	STRENGTH OF	OPP. STRENGTH	TEAM	ADJ.	CONF.	ADJ CONF.
Average RPI Loss: 84		RECORD	PCT. RANK	GAMES	SCHEDULE	OF SCHEDULE	RPI	RPI	RPI	RPI
DIV. I ONLY		13- 12	163	1- 0	120	135	139	139	16	16
DIV. I NON-CONF.		4- 5	190	1- 0	44	81	96	96	12	12
TOTALS		RPI 1-25	RPI 26-50	W-L RECORDS	RPI 51-100	RPI 101-150	RPI 150+			
13- 12	0- 1		0- 2	OVERALL	1- 5	0- 3	12- 1			
6- 5	0- 0		0- 1	HOME	0- 2	0- 1	6- 1			
6- 7	0- 1		0- 1	AWAY	1- 3	0- 2	5- 0			
1- 0	0- 0		0- 0	NEUTRAL	0- 0	0- 0	1- 0			
4- 5	0- 1		0- 2	NON-CONFERENCE	0- 2	0- 0	4- 0			
2- 1	0- 0		0- 1	HOME	0- 0	0- 0	2- 0			
1- 4	0- 1		0- 1	AWAY	0- 2	0- 0	1- 0			
1- 0	0- 0		0- 0	NEUTRAL	0- 0	0- 0	1- 0			
9- 7	0- 0		0- 0	CONFERENCE	1- 3	0- 3	8- 1			
4- 4	0- 0		0- 0	HOME	0- 2	0- 1	4- 1			
5- 3	0- 0		0- 0	AWAY	1- 1	0- 2	4- 0			
0- 0	0- 0		0- 0	NEUTRAL	0- 0	0- 0	0- 0			

RPI 1-25				RPI 26-50				RPI 51-100				RPI 101+				Team's RPI: 139	
RPI	S	Opponent	Score	RPI	S	Opponent	Score	RPI	S	Opponent	Score	RPI	S	Opponent	Score		
12	A	Marquette	52 100	29	H	South Dakota St.	67 88	54	A	Wyoming	58 66	112	A	Idaho St.	43 61		
				41	A	TCU	49 71	75	A	Idaho	65 90	112	H	Idaho St.	49 62		
								75	H	Idaho	66 82	137	A	Portland St.	53 55		
								79	A	SFA	53 60	152	N	Delaware	69 60		
								100	A	Northern Colo.	79 66	168	A	Texas St.	67 59		
								100	H	Northern Colo.	73 84	170	A	Montana	75 71		
												170	H	Montana	74 52		
												183	A	Eastern Wash.	61 47		
												183	H	Eastern Wash.	87 89		
												255	H	Northern Ariz.	80 70		
												257	A	Sacramento St.	69 53		
												274	H	Long Beach St.	85 62		
												286	H	Southern Utah	69 64		
												320	H	Omaha	59 56		
												322	A	Weber St.	66 59		
												322	H	Weber St.	72 59		
LAST 12 Division I GAMES:																	
				168	A	Texas St.	67 59					100	H	Northern Colo.	73 84		
				170	A	Montana	75 71					170	H	Montana	74 52		
				322	H	Weber St.	72 59					112	A	Idaho St.	43 61		
				112	H	Idaho St.	49 62					322	A	Weber St.	66 59		
				75	A	Idaho	65 90					183	H	Eastern Wash.	87 89		
				183	A	Eastern Wash.	61 47					100	A	Northern Colo.	79 66		

Non-Div I Games:	Carroll (MT)	64	48
------------------	--------------	----	----

Montana St.

Loss, Non-Conf, S Site, H Home A Away N Neutral

Average RPI Win:	247	WON-LOST	WINNING	LAST 10	STRENGTH OF	OPP. STRENGTH	TEAM	ADJ.	CONF.	ADJ CONF.
Average RPI Loss:	152	RECORD	PCT. RANK	GAMES	SCHEDULE	OF SCHEDULE	RPI	RPI	RPI	RPI
DIV. I ONLY	19- 9	79	1- 0	219	288	130	130	22	22	
DIV. I NON-CONF.	7- 4	108	0- 0	224	285	135	135	22	22	
TOTALS	RPI 1-25	RPI 26-50	W-L RECORDS	RPI 51-100	RPI 101-150	RPI 150+				
19- 9	0- 2	0- 0	OVERALL	1- 2	1- 0	17- 5				
11- 3	0- 0	0- 0	HOME	0- 1	1- 0	10- 2				
8- 6	0- 2	0- 0	AWAY	1- 1	0- 0	7- 3				
0- 0	0- 0	0- 0	NEUTRAL	0- 0	0- 0	0- 0				
7- 4	0- 2	0- 0	NON-CONFERENCE	1- 0	0- 0	6- 2				
4- 1	0- 0	0- 0	HOME	0- 0	0- 0	4- 1				
3- 3	0- 2	0- 0	AWAY	1- 0	0- 0	2- 1				
0- 0	0- 0	0- 0	NEUTRAL	0- 0	0- 0	0- 0				
12- 5	0- 0	0- 0	CONFERENCE	0- 2	1- 0	11- 3				
7- 2	0- 0	0- 0	HOME	0- 1	1- 0	6- 1				
5- 3	0- 0	0- 0	AWAY	0- 1	0- 0	5- 2				
0- 0	0- 0	0- 0	NEUTRAL	0- 0	0- 0	0- 0				

RPI 1-25				RPI 26-50				RPI 51-100				RPI 101+ Team's RPI: 130			
RPI	S	Opponent	Score	RPI	S	Opponent	Score	RPI	S	Opponent	Score	RPI	S	Opponent	Score
2	A	Baylor	58 96					62	A	Belmont	50 77	116	H	UT Martin	85 75
21	A	Kentucky	57 87					62	H	Belmont	57 77	161	A	Tennessee Tech	73 70
								80	A	Radford	79 72	161	H	Tennessee Tech	77 56
												191	A	N.C. A&T	72 67
												217	A	Jacksonville St.	57 68
												217	H	Jacksonville St.	66 55
												218	A	SIUE	73 67
												231	A	Saint Francis (PA)	83 89
												232	H	Southeast Mo. St.	82 54
												251	A	Gardner-Webb	84 69
												256	A	Austin Peay	80 81
												256	H	Austin Peay	75 84
												262	H	St. Francis Brooklyn	94 101
												265	A	Murray St.	83 61
												265	H	Murray St.	80 71
												287	A	Eastern Ill.	67 57
												301	A	Tennessee St.	85 62
												301	H	Tennessee St.	71 55
												311	H	Valparaiso	68 62
												324	H	Evansville	85 63
												327	H	Lipscomb	79 44
												333	H	Eastern Ky.	68 52
												350	H	Chicago St.	104 68
LAST 12 Division I GAMES:															
265	H	Murray St.	80 71	301	H	Tennessee St.	71 55								
161	A	Tennessee Tech	73 70	287	A	Eastern Ill.	67 57								
217	A	Jacksonville St.	57 68	218	A	SIUE	73 67								
333	H	Eastern Ky.	68 52	217	H	Jacksonville St.	66 55								
256	H	Austin Peay	75 84	161	H	Tennessee Tech	77 56								
62	H	Belmont	57 77	116	H	UT Martin	85 75								

Non-Div I Games: Alice Lloyd 121 56 Ky. Christian 119 28

Morehead St.

Loss, Non-Conf, S Site, H Home A Away N Neutral

Average RPI Win:	327	WON-LOST	WINNING	LAST 10	STRENGTH OF	OPP. STRENGTH	TEAM	ADJ.	CONF.	ADJ CONF.
Average RPI Loss:	188	RECORD	PCT. RANK	GAMES	SCHEDULE	OF SCHEDULE	RPI	RPI	RPI	RPI
DIV. I ONLY	7- 18	285	0- 1	273	346	308	308	32	32	
DIV. I NON-CONF.	1- 11	335	0- 1	168	228	324	324	32	32	
TOTALS	RPI 1-25	RPI 26-50	W-L RECORDS	RPI 51-100	RPI 101-150	RPI 150+				
7- 18	0- 1	0- 1	OVERALL	0- 3	0- 2	7- 11				
4- 6	0- 0	0- 0	HOME	0- 0	0- 0	4- 6				
3- 9	0- 0	0- 1	AWAY	0- 2	0- 2	3- 4				
0- 3	0- 1	0- 0	NEUTRAL	0- 1	0- 0	0- 1				
1- 11	0- 1	0- 1	NON-CONFERENCE	0- 3	0- 2	1- 4				
1- 2	0- 0	0- 0	HOME	0- 0	0- 0	1- 2				
0- 6	0- 0	0- 1	AWAY	0- 2	0- 2	0- 1				
0- 3	0- 1	0- 0	NEUTRAL	0- 1	0- 0	0- 1				
6- 7	0- 0	0- 0	CONFERENCE	0- 0	0- 0	6- 7				
3- 4	0- 0	0- 0	HOME	0- 0	0- 0	3- 4				
3- 3	0- 0	0- 0	AWAY	0- 0	0- 0	3- 3				
0- 0	0- 0	0- 0	NEUTRAL	0- 0	0- 0	0- 0				

RPI 1-25				RPI 26-50				RPI 51-100				RPI 101+				Team's RPI: 308	
RPI	S	Opponent	Score	RPI	S	Opponent	Score	RPI	S	Opponent	Score	RPI	S	Opponent	Score		
14	N	Maryland	44 68	46	A	Michigan	47 70	72	A	West Virginia	37 72	114	A	Hartford	59 80		
								79	A	SFA	42 69	121	A	Western Ky.	43 90		
								98	N	Georgia	33 60	190	H	UMES	68 73		
												191	A	N.C. A&T	29 62		
												205	H	Bethune-Cookman	69 73		
												220	A	Howard	56 79		
												220	H	Howard	62 74		
												263	H	Norfolk St.	49 64		
												267	N	Niagara	57 67		
												302	A	South Carolina St.	63 61		
												302	H	South Carolina St.	62 51		
												309	H	UMBC	68 73		
												315	A	FIU	50 59		
												319	H	Central Conn. St.	36 60		
												321	H	UMass Lowell	61 49		
												330	A	Coppin St.	74 57		
												338	A	N.C. Central	65 62		
												348	H	Florida A&M	75 71		
												349	A	Savannah St.	35 53		
												349	H	Savannah St.	63 47		
LAST 12 Division I GAMES:																	
267	N	Niagara	57 67	348	H	Florida A&M	75 71										
220	H	Howard	62 74	205	H	Bethune-Cookman	69 73										
263	H	Norfolk St.	49 64	338	A	N.C. Central	65 62										
349	A	Savannah St.	35 53	191	A	N.C. A&T	29 62										
302	A	South Carolina St.	63 61	220	A	Howard	56 79										
330	A	Coppin St.	74 57	302	H	South Carolina St.	62 51										

Non-Div I Games: Lincoln (PA) 46 51 Washington Adventis60 43

Morgan St.

Loss, Non-Conf, S Site, H Home A Away N Neutral

Average RPI Win: 262				Through Games Of March 17, 2019					
Average RPI Loss: 211	WON-LOST RECORD	WINNING PCT. RANK	LAST 10 GAMES	STRENGTH OF SCHEDULE	OPP. STRENGTH OF SCHEDULE	TEAM RPI	ADJ. RPI	CONF. RPI	ADJ CONF. RPI
DIV. I ONLY	12- 13	189	1- 0	302	332	237	237	31	31
DIV. I NON-CONF.	5- 5	162	0- 0	131	250	120	120	31	31

TOTALS	RPI 1-25	RPI 26-50	W-L RECORDS	RPI 51-100	RPI 101-150	RPI 150+			
12- 13	0- 0	0- 1	OVERALL	1- 1	1- 1	10- 10			
7- 3	0- 0	0- 0	HOME	1- 0	1- 0	5- 3			
5- 10	0- 0	0- 1	AWAY	0- 1	0- 1	5- 7			
0- 0	0- 0	0- 0	NEUTRAL	0- 0	0- 0	0- 0			
5- 5	0- 0	0- 1	NON-CONFERENCE	1- 1	1- 1	3- 2			
2- 1	0- 0	0- 0	HOME	1- 0	1- 0	0- 1			
3- 4	0- 0	0- 1	AWAY	0- 1	0- 1	3- 1			
0- 0	0- 0	0- 0	NEUTRAL	0- 0	0- 0	0- 0			
7- 8	0- 0	0- 0	CONFERENCE	0- 0	0- 0	7- 8			
5- 2	0- 0	0- 0	HOME	0- 0	0- 0	5- 2			
2- 6	0- 0	0- 0	AWAY	0- 0	0- 0	2- 6			
0- 0	0- 0	0- 0	NEUTRAL	0- 0	0- 0	0- 0			

[illegible]

Non-Div I Games: Washington Col. 74 50

Mt. St. Mary's

Loss, Non-Conf, S Site, H Home A Away N Neutral

Murray St.

Through Games Of March 1, 2019

Average RPI Win:	262	WON-LOST	WINNING	LAST 10	STRENGTH OF	OPP. STRENGTH	TEAM	ADJ.	CONF.	ADJ CONF.
Average RPI Loss:	165	RECORD	PCT. RANK	GAMES	SCHEDULE	OF SCHEDULE	RPI	RPI	RPI	RPI
DIV. I ONLY	10- 16	236	0- 1	265	222	265	265	22	22	
DIV. I NON-CONF.	2- 7	288	0- 0	267	114	317	317	22	22	
TOTALS	RPI 1-25	RPI 26-50	W-L RECORDS	RPI 51-100	RPI 101-150	RPI 150+				
10- 16	0- 1	0- 0	OVERALL	0- 3	1- 4	9- 8				
7- 5	0- 0	0- 0	HOME	0- 1	1- 2	6- 2				
3- 11	0- 1	0- 0	AWAY	0- 2	0- 2	3- 6				
0- 0	0- 0	0- 0	NEUTRAL	0- 0	0- 0	0- 0				
2- 7	0- 1	0- 0	NON-CONFERENCE	0- 2	0- 1	2- 3				
2- 2	0- 0	0- 0	HOME	0- 0	0- 1	2- 1				
0- 5	0- 1	0- 0	AWAY	0- 2	0- 0	0- 2				
0- 0	0- 0	0- 0	NEUTRAL	0- 0	0- 0	0- 0				
8- 9	0- 0	0- 0	CONFERENCE	0- 1	1- 3	7- 5				
5- 3	0- 0	0- 0	HOME	0- 1	1- 1	4- 1				
3- 6	0- 0	0- 0	AWAY	0- 0	0- 2	3- 4				
0- 0	0- 0	0- 0	NEUTRAL	0- 0	0- 0	0- 0				

RPI 1-25			RPI 26-50			RPI 51-100			RPI 101+ Team's RPI: 265		
RPI	S	Opponent	Score	RPI	S	Opponent	Score	RPI	S	Opponent	Score
21	A	Kentucky	49 88					62	H	Belmont	58 65
								63	A	Butler	65 86
								65	A	Tennessee	77 98
								116	A	UT Martin	67 75
								116	H	UT Martin	76 73
								130	A	Morehead St.	71 80
								130	H	Morehead St.	61 83
								150	H	Southern Ill.	59 65
								161	A	Tennessee Tech	65 74
								180	A	Arkansas St.	63 74
								214	A	Illinois	52 84
								217	A	Jacksonville St.	64 59
								218	A	SIUE	54 71
								218	H	SIUE	81 75
								232	A	Southeast Mo. St.	64 59
								232	H	Southeast Mo. St.	82 74
								256	A	Austin Peay	56 59
								287	A	Eastern Ill.	67 75
								287	H	Eastern Ill.	60 51
								289	H	Alabama A&M	53 59
								301	H	Tennessee St.	61 65
								324	H	Evansville	81 53
								327	H	Lipscomb	97 61
								333	A	Eastern Ky.	76 63
								333	H	Eastern Ky.	81 63
LAST 12 Division I GAMES:											
130	A	Morehead St.	71 80	287	H	Eastern Ill.	60 51				
232	H	Southeast Mo. St.	82 74	161	A	Tennessee Tech	65 74				
116	H	UT Martin	76 73	217	A	Jacksonville St.	64 59				
256	A	Austin Peay	56 59	301	H	Tennessee St.	61 65				
333	A	Eastern Ky.	76 63	62	H	Belmont	58 65				
218	H	SIUE	81 75	218	A	SIUE	54 71				

Non-Div I Games: Oakland City 113 55 Bethel (TN) 86 50

Murray St.

Loss, Non-Conf, S Site, H Home A Away N Neutral

Average RPI Win:	292	WON-LOST	WINNING	LAST 10	STRENGTH OF	OPP. STRENGTH	TEAM	ADJ.	CONF.	ADJ CONF.
Average RPI Loss:	151	RECORD	PCT. RANK	GAMES	SCHEDULE	OF SCHEDULE	RPI	RPI	RPI	RPI
DIV. I ONLY	16- 9	99	0- 1	335	318	191	191	32	32	
DIV. I NON-CONF.	2- 9	297	0- 1	284	139	302	302	32	32	
TOTALS	RPI 1-25	RPI 26-50	W-L RECORDS	RPI 51-100	RPI 101-150	RPI 150+				
16- 9	0- 0	0- 0	OVERALL	0- 1	0- 5	16- 3				
6- 3	0- 0	0- 0	HOME	0- 0	0- 3	6- 0				
10- 4	0- 0	0- 0	AWAY	0- 0	0- 1	10- 3				
0- 2	0- 0	0- 0	NEUTRAL	0- 1	0- 1	0- 0				
2- 9	0- 0	0- 0	NON-CONFERENCE	0- 1	0- 5	2- 3				
0- 3	0- 0	0- 0	HOME	0- 0	0- 3	0- 0				
2- 4	0- 0	0- 0	AWAY	0- 0	0- 1	2- 3				
0- 2	0- 0	0- 0	NEUTRAL	0- 1	0- 1	0- 0				
14- 0	0- 0	0- 0	CONFERENCE	0- 0	0- 0	14- 0				
6- 0	0- 0	0- 0	HOME	0- 0	0- 0	6- 0				
8- 0	0- 0	0- 0	AWAY	0- 0	0- 0	8- 0				
0- 0	0- 0	0- 0	NEUTRAL	0- 0	0- 0	0- 0				

RPI S	Opponent	Score	RPI S	Opponent	Score	RPI S	Opponent	Score	RPI S	Opponent	Score	Team's RPI: 191
						56 N	Maine	52 58	102 A	Virginia	57 67	
									106 H	VCU	48 54	
									126 N	Yale	49 59	
									130 H	Morehead St.	67 72	
									141 H	Akron	36 49	
									190 A	UMES	51 49	
									190 H	UMES	70 58	
									205 A	Bethune-Cookman	72 48	
									219 A	Elon	64 73	
									220 A	Howard	63 58	
									228 A	Navy	49 72	
									248 A	ETSU	56 61	
									263 A	Norfolk St.	49 44	
									302 A	South Carolina St.	58 44	
									302 H	South Carolina St.	59 52	
									305 A	Fla. Atlantic	67 65	
									308 H	Morgan St.	62 29	
									330 H	Coppin St.	66 42	
									338 A	N.C. Central	52 49	
									340 A	Western Caro.	69 51	
									343 A	Delaware St.	67 47	
									343 H	Delaware St.	72 49	
									348 A	Florida A&M	56 48	
									349 H	Savannah St.	73 69	
LAST 12 Division I GAMES:												
			126 N	Yale	49 59		343 H	Delaware St.	72 49			
			349 H	Savannah St.	73 69		205 A	Bethune-Cookman	72 48			
			302 H	South Carolina St.	59 52		348 A	Florida A&M	56 48			
			263 A	Norfolk St.	49 44		338 A	N.C. Central	52 49			
			220 A	Howard	63 58		330 H	Coppin St.	66 42			
			190 H	UMES	70 58		308 H	Morgan St.	62 29			

Non-Div I Games: Winston-Salem 60 56 Johnson C. Smith 50 53

N.C. A&T

Loss, Non-Conf, S Site, H Home A Away N Neutral

Overall				Through Games Of March 17, 1919						
Average RPI Win:	327	WON-LOST	WINNING	LAST 10	STRENGTH OF	OPP. STRENGTH	TEAM	ADJ.	CONF.	ADJ CONF.
Average RPI Loss:	216	RECORD	PCT. RANK	GAMES	SCHEDULE	OF SCHEDULE	RPI	RPI	RPI	RPI
DIV. I ONLY	7- 20	293	0- 1	338	348	338	338	32	32	
DIV. I NON-CONF.	2- 10	311	0- 0	273	278	338	338	32	32	
TOTALS	RPI 1-25	RPI 26-50	W-L RECORDS	RPI 51-100	RPI 101-150	RPI 150+				
7- 20	0- 1	0- 0	OVERALL	0- 0	0- 3	7- 16				
5- 9	0- 0	0- 0	HOME	0- 0	0- 1	5- 8				
2- 10	0- 1	0- 0	AWAY	0- 0	0- 2	2- 7				
0- 1	0- 0	0- 0	NEUTRAL	0- 0	0- 0	0- 1				
2- 10	0- 1	0- 0	NON-CONFERENCE	0- 0	0- 3	2- 6				
2- 4	0- 0	0- 0	HOME	0- 0	0- 1	2- 3				
0- 5	0- 1	0- 0	AWAY	0- 0	0- 2	0- 2				
0- 1	0- 0	0- 0	NEUTRAL	0- 0	0- 0	0- 1				
5- 10	0- 0	0- 0	CONFERENCE	0- 0	0- 0	5- 10				
3- 5	0- 0	0- 0	HOME	0- 0	0- 0	3- 5				
2- 5	0- 0	0- 0	AWAY	0- 0	0- 0	2- 5				
0- 0	0- 0	0- 0	NEUTRAL	0- 0	0- 0	0- 0				

[illegible]

Non-Div I Games:	Wilberforce	55	49
------------------	-------------	----	----

N.C. Central

■ Loss, ■ Non-Conf, S Site, H Home A Away N Neutral

N C S t a t e

N
C
S
t
a
t
e

NC State

Page 187

Average RPI Win:	314	WON-LOST	WINNING	LAST 10	STRENGTH OF	OPP. STRENGTH	TEAM	ADJ.	CONF.	ADJ CONF.
Average RPI Loss:	192	RECORD	PCT. RANK	GAMES	SCHEDULE	OF SCHEDULE	RPI	RPI	RPI	RPI
DIV. I ONLY	6- 21	310	1- 0	289	306	318	318	24	24	
DIV. I NON-CONF.	3- 10	278	0- 0	283	340	312	312	26	26	
TOTALS	RPI 1-25	RPI 26-50	W-L RECORDS	RPI 51-100	RPI 101-150	RPI 150+				
6- 21	0- 0	0- 0	OVERALL	0- 5	0- 1	6- 15				
3- 9	0- 0	0- 0	HOME	0- 2	0- 1	3- 6				
3- 12	0- 0	0- 0	AWAY	0- 3	0- 0	3- 9				
0- 0	0- 0	0- 0	NEUTRAL	0- 0	0- 0	0- 0				
3- 10	0- 0	0- 0	NON-CONFERENCE	0- 3	0- 1	3- 6				
1- 4	0- 0	0- 0	HOME	0- 1	0- 1	1- 2				
2- 6	0- 0	0- 0	AWAY	0- 2	0- 0	2- 4				
0- 0	0- 0	0- 0	NEUTRAL	0- 0	0- 0	0- 0				
3- 11	0- 0	0- 0	CONFERENCE	0- 2	0- 0	3- 9				
2- 5	0- 0	0- 0	HOME	0- 1	0- 0	2- 4				
1- 6	0- 0	0- 0	AWAY	0- 1	0- 0	1- 5				
0- 0	0- 0	0- 0	NEUTRAL	0- 0	0- 0	0- 0				

RPI S	Opponent	Score	RPI S	Opponent	Score	RPI S	Opponent	Score	RPI S	Opponent	Score	Team's RPI: 318
						66	A Penn	42 85	114	H Hartford	53 84	
						69	A FGCU	42 61	176	A North Ala.	60 72	
						69	H FGCU	35 67	176	H North Ala.	54 77	
						72	A West Virginia	50 95	177	A Rider	46 67	
						75	H Kent St.	40 57	202	A Stetson	48 74	
									202	H Stetson	47 56	
									213	A Liberty	47 58	
									220	A Howard	57 77	
									229	A Jacksonville	55 69	
									229	H Jacksonville	56 61	
									232	H Southeast Mo. St.	58 68	
									247	A Colgate	71 53	
									252	H North Florida	59 78	
									283	H Vermont	63 71	
									297	A Kennesaw St.	47 70	
									297	H Kennesaw St.	66 60	
									327	A Lipscomb	69 53	
									327	H Lipscomb	80 67	
									340	H Western Caro.	79 71	
									342	A Saint Peter's	57 70	
									346	A LIU Brooklyn	72 51	
									347	A Fairleigh Dickinson	43 64	
LAST 12 Division I GAMES:												
327	A Lipscomb	69 53	213	A Liberty	47 58							
229	A Jacksonville	55 69	69	H FGCU	35 67							
202	H Stetson	47 56	176	H North Ala.	54 77							
252	H North Florida	59 78	202	A Stetson	48 74							
69	A FGCU	42 61	229	H Jacksonville	56 61							
297	A Kennesaw St.	47 70	327	H Lipscomb	80 67							

Non-Div I Games:

NJIT

■ Loss,
 ■ Non-Conf,
 ■ S Site,
 ■ H Home
 ■ A Away
 N Neutral

Average RPI Win: 244	WON-LOST	WINNING	LAST 10	STRENGTH OF	OPP. STRENGTH	TEAM	ADJ.	CONF.	ADJ CONF.
Average RPI Loss: 168	RECORD	PCT. RANK	GAMES	SCHEDULE	OF SCHEDULE	RPI	RPI	RPI	RPI
DIV. I ONLY	9- 16	253	0- 1	144	289	228	228	18	18
DIV. I NON-CONF.	4- 5	190	0- 0	129	327	179	179	21	21
TOTALS	RPI 1-25	RPI 26-50	W-L RECORDS	RPI 51-100	RPI 101-150	RPI 150+			
9- 16	0- 0	0- 2	OVERALL	0- 2	0- 3	9- 9			
5- 7	0- 0	0- 1	HOME	0- 2	0- 2	5- 2			
4- 9	0- 0	0- 1	AWAY	0- 0	0- 1	4- 7			
0- 0	0- 0	0- 0	NEUTRAL	0- 0	0- 0	0- 0			
4- 5	0- 0	0- 0	NON-CONFERENCE	0- 1	0- 1	4- 3			
2- 2	0- 0	0- 0	HOME	0- 1	0- 1	2- 0			
2- 3	0- 0	0- 0	AWAY	0- 0	0- 0	2- 3			
0- 0	0- 0	0- 0	NEUTRAL	0- 0	0- 0	0- 0			
5- 11	0- 0	0- 2	CONFERENCE	0- 1	0- 2	5- 6			
3- 5	0- 0	0- 1	HOME	0- 1	0- 1	3- 2			
2- 6	0- 0	0- 1	AWAY	0- 0	0- 1	2- 4			
0- 0	0- 0	0- 0	NEUTRAL	0- 0	0- 0	0- 0			

RPI S	Opponent	Score	RPI S	Opponent	Score	RPI S	Opponent	Score	RPI S	Opponent	Score	Team's RPI: 228
47	A Bucknell	48 90	47	H Bucknell	43 77	66	H Penn	61 65	129	H Marist	48 72	
									136	A Lehigh	55 66	
									136	H Lehigh	38 56	
									158	A Boston U.	55 66	
									158	H Boston U.	35 49	
									167	A Colorado	43 59	
									177	A Rider	66 60	
									189	A Holy Cross	44 47	
									189	H Holy Cross	54 47	
									191	H N.C. A&T	72 49	
									234	A Monmouth	67 68	
									236	H Saint Joseph's	49 48	
									247	A Colgate	62 49	
									247	H Colgate	67 52	
									263	A Norfolk St.	58 65	
									281	A Army West Point	52 55	
									281	H Army West Point	48 60	
									291	A Air Force	54 47	
									296	A Loyola Maryland	58 46	
									326	A Lafayette	42 55	
									326	H Lafayette	65 53	
LAST 12 Division I GAMES:												
47	A Bucknell	48 90	136	A Lehigh	55 66							
158	A Boston U.	55 66	47	H Bucknell	43 77							
326	H Lafayette	65 53	158	H Boston U.	35 49							
281	H Army West Point	48 60	326	A Lafayette	42 55							
189	A Holy Cross	44 47	281	A Army West Point	52 55							
247	H Colgate	67 52	189	H Holy Cross	54 47							

Non-Div I Games: Catholic 81 36

Navy

■ Loss,
 ■ Non-Conf,
 ■ S Site,
 ■ H Home
 ■ A Away
 N Neutral

Nebraska

Through Games Of March 1, 2019

Average RPI Win:	137	WON-LOST	WINNING	LAST 10	STRENGTH OF	OPP. STRENGTH	TEAM	ADJ.	CONF.	ADJ CONF.
Average RPI Loss:	57	RECORD	PCT. RANK	GAMES	SCHEDULE	OF SCHEDULE	RPI	RPI	RPI	RPI
DIV. I ONLY	13- 15	195	0- 1	18	40	87	87	4	4	
DIV. I NON-CONF.	5- 6	177	0- 0	95	26	144	144	6	6	
TOTALS	RPI 1-25	RPI 26-50	W-L RECORDS	RPI 51-100	RPI 101-150	RPI 150+				
13- 15	0- 7	2- 3	OVERALL	4- 2	3- 2	4- 1				
8- 6	0- 3	2- 2	HOME	1- 0	2- 1	3- 0				
4- 9	0- 4	0- 1	AWAY	2- 2	1- 1	1- 1				
1- 0	0- 0	0- 0	NEUTRAL	1- 0	0- 0	0- 0				
5- 6	0- 3	0- 0	NON-CONFERENCE	1- 2	1- 1	3- 0				
4- 1	0- 1	0- 0	HOME	0- 0	1- 0	3- 0				
0- 5	0- 2	0- 0	AWAY	0- 2	0- 1	0- 0				
1- 0	0- 0	0- 0	NEUTRAL	1- 0	0- 0	0- 0				
8- 9	0- 4	2- 3	CONFERENCE	3- 0	2- 1	1- 1				
4- 5	0- 2	2- 2	HOME	1- 0	1- 1	0- 0				
4- 4	0- 2	0- 1	AWAY	2- 0	1- 0	1- 1				
0- 0	0- 0	0- 0	NEUTRAL	0- 0	0- 0	0- 0				

RPI	S	Opponent	Score	RPI	S	Opponent	Score	RPI	S	Opponent	Score	RPI	S	Opponent	Score
3	A	Louisville	68 85	26	H	Rutgers	56 62	74	A	Ohio St.	78 69	105	H	Minnesota	63 57
8	A	Iowa	71 77	40	H	Michigan St.	82 71	78	A	Purdue	84 64	113	A	Northwestern	71 64
8	H	Iowa	58 74	46	A	Michigan	61 67	78	H	Purdue	67 61	113	H	Northwestern	54 58
14	A	Maryland	63 89	46	H	Michigan	70 56	80	N	Radford	77 39	146	A	Washington St.	84 87
14	H	Maryland	63 81	49	H	Indiana	78 82	93	A	Creighton	65 74	147	H	Kansas	58 52
19	A	Miami (FL)	68 82					99	A	Arkansas	80 84	156	H	Denver	96 71
23	H	Drake	77 83									187	A	Wisconsin	69 70
												214	A	Illinois	77 67
												304	H	San Jose St.	96 63
												341	H	USC Upstate	87 64
LAST 12 Division I GAMES:															
8	H	Iowa	58 74	49	H	Indiana	78 82								
113	A	Northwestern	71 64	78	A	Purdue	84 64								
40	H	Michigan St.	82 71	187	A	Wisconsin	69 70								
14	A	Maryland	63 89	113	H	Northwestern	54 58								
78	H	Purdue	67 61	105	H	Minnesota	63 57								
46	A	Michigan	61 67	214	A	Illinois	77 67								

Non-Div I Games:

Nebraska

■ Loss,
■ Non-Conf, S Site,
■ Home
■ Away
N Neutral

Nevada

Through Games Of March 1, 2019

Average RPI Win:	248	WON-LOST	WINNING	LAST 10	STRENGTH OF	OPP. STRENGTH	TEAM	ADJ.	CONF.	ADJ CONF.
Average RPI Loss:	113	RECORD	PCT. RANK	GAMES	SCHEDULE	OF SCHEDULE	RPI	RPI	RPI	RPI
DIV. I ONLY	9- 16	253	0- 1	155	123	225	225	15	15	
DIV. I NON-CONF.	3- 7	256	0- 1	238	101	285	285	13	13	
TOTALS	RPI 1-25	RPI 26-50	W-L RECORDS	RPI 51-100	RPI 101-150	RPI 150+				
9- 16	0- 0	0- 1	OVERALL	1- 8	0- 2	8- 5				
5- 8	0- 0	0- 1	HOME	0- 5	0- 1	5- 1				
4- 6	0- 0	0- 0	AWAY	1- 2	0- 0	3- 4				
0- 2	0- 0	0- 0	NEUTRAL	0- 1	0- 1	0- 0				
3- 7	0- 0	0- 1	NON-CONFERENCE	0- 2	0- 2	3- 2				
2- 4	0- 0	0- 1	HOME	0- 1	0- 1	2- 1				
1- 1	0- 0	0- 0	AWAY	0- 0	0- 0	1- 1				
0- 2	0- 0	0- 0	NEUTRAL	0- 1	0- 1	0- 0				
6- 9	0- 0	0- 0	CONFERENCE	1- 6	0- 0	5- 3				
3- 4	0- 0	0- 0	HOME	0- 4	0- 0	3- 0				
3- 5	0- 0	0- 0	AWAY	1- 2	0- 0	2- 3				
0- 0	0- 0	0- 0	NEUTRAL	0- 0	0- 0	0- 0				

RPI S	Opponent	Score	RPI S	Opponent	Score	RPI S	Opponent	Score	RPI S	Opponent	Score	Team's RPI: 225
44	H Southern California	51 72	51	A New Mexico	74 85	103	N Northern Ill.	69 98				
			51	H New Mexico	64 66	144	H Texas Tech	67 86				
			54	H Wyoming	51 55	165	A Santa Clara	48 56				
			55	A Boise St.	65 80	167	H Colorado	52 65				
			55	H Boise St.	74 75	185	A Utah St.	76 79				
			70	H Utah	52 74	199	A UNLV	58 67				
			88	N UC Davis	68 84	199	H UNLV	70 62				
			91	A Fresno St.	57 41	238	H Hawaii	79 78				
			91	H Fresno St.	63 79	242	H San Diego St.	74 69				
						269	A Colorado St.	62 38				
						269	H Colorado St.	68 57				
						274	A Long Beach St.	76 67				
						291	A Air Force	74 79				
						304	A San Jose St.	52 49				
						344	H Seattle U	67 54				
LAST 12 Division I GAMES:												
103	N Northern Ill.	69 98	269	H Colorado St.	68 57							
199	A UNLV	58 67	55	A Boise St.	65 80							
91	A Fresno St.	57 41	199	H UNLV	70 62							
242	H San Diego St.	74 69	269	A Colorado St.	62 38							
54	H Wyoming	51 55	291	A Air Force	74 79							
51	A New Mexico	74 85	55	H Boise St.	74 75							

Non-Div I Games: Stanislaus St. 75 52

Nevada

Loss, Non-Conf, S Site, H Home A Away N Neutral

New Hampshire

Through Games Of March 1, 2019

Average RPI Win:	276	WON-LOST	WINNING	LAST 10	STRENGTH OF	OPP. STRENGTH	TEAM	ADJ.	CONF.	ADJ CONF.
Average RPI Loss:	187	RECORD	PCT. RANK	GAMES	SCHEDULE	OF SCHEDULE	RPI	RPI	RPI	RPI
DIV. I ONLY	5- 22	321	0- 1	216	284	314	314	23	23	
DIV. I NON-CONF.	2- 10	311	0- 0	225	291	326	326	25	25	
TOTALS	RPI 1-25	RPI 26-50	W-L RECORDS	RPI 51-100	RPI 101-150	RPI 150+				
5- 22	0- 0	0- 0	OVERALL	0- 3	0- 7	5- 12				
3- 9	0- 0	0- 0	HOME	0- 2	0- 2	3- 5				
2- 13	0- 0	0- 0	AWAY	0- 1	0- 5	2- 7				
0- 0	0- 0	0- 0	NEUTRAL	0- 0	0- 0	0- 0				
2- 10	0- 0	0- 0	NON-CONFERENCE	0- 1	0- 3	2- 6				
2- 3	0- 0	0- 0	HOME	0- 1	0- 0	2- 2				
0- 7	0- 0	0- 0	AWAY	0- 0	0- 3	0- 4				
0- 0	0- 0	0- 0	NEUTRAL	0- 0	0- 0	0- 0				
3- 12	0- 0	0- 0	CONFERENCE	0- 2	0- 4	3- 6				
1- 6	0- 0	0- 0	HOME	0- 1	0- 2	1- 3				
2- 6	0- 0	0- 0	AWAY	0- 1	0- 2	2- 3				
0- 0	0- 0	0- 0	NEUTRAL	0- 0	0- 0	0- 0				

RPI S	Opponent	Score	RPI S	Opponent	Score	RPI S	Opponent	Score	RPI S	Opponent	Score	Team's RPI: 314
						56	A Maine	46 67	105	A Minnesota	47 70	
						56	H Maine	45 69	108	A Northeastern	54 69	
						59	H Princeton	42 90	114	A Hartford	49 56	
									114	H Hartford	48 66	
									123	A South Fla.	36 79	
									145	A Stony Brook	37 67	
									145	H Stony Brook	63 82	
									158	A Boston U.	39 60	
									189	H Holy Cross	74 62	
									198	H Dartmouth	42 62	
									216	H Sacred Heart	60 71	
									243	A Albany (NY)	41 59	
									243	H Albany (NY)	53 78	
									250	A Binghamton	54 53	
									250	H Binghamton	62 71	
									282	A Brown	70 76	
									283	A Vermont	60 69	
									283	H Vermont	50 51	
									300	H Bryant	79 74	
									309	A UMBC	62 64	
									310	A North Dakota St.	51 56	
									319	A Central Conn. St.	47 56	
									321	A UMass Lowell	56 53	
									321	H UMass Lowell	54 46	
LAST 12 Division I GAMES:												
243	H Albany (NY)	53 78	56	H Maine	45 69							
114	A Hartford	49 56	243	A Albany (NY)	41 59							
145	A Stony Brook	37 67	309	A UMBC	62 64							
283	H Vermont	50 51	114	H Hartford	48 66							
250	A Binghamton	54 53	283	A Vermont	60 69							
321	H UMass Lowell	54 46	145	H Stony Brook	63 82							

Non-Div I Games: U New England 68 44

New Hampshire

Loss, Non-Conf, S Site, H Home A Away N Neutral

Average RPI Win:	192	WON-LOST	WINNING	LAST 10	STRENGTH OF	OPP. STRENGTH	TEAM	ADJ.	CONF.	ADJ CONF.
Average RPI Loss:	146	RECORD	PCT. RANK	GAMES	SCHEDULE	OF SCHEDULE	RPI	RPI	RPI	RPI
DIV. I ONLY	22- 4	13	1- 0	190	142	51	51	15	15	
DIV. I NON-CONF.	10- 1	17	1- 0	67	191	23	23	13	13	
TOTALS	RPI 1-25	RPI 26-50	W-L RECORDS	RPI 51-100	RPI 101-150	RPI 150+				
22- 4	0- 0	0- 1	OVERALL	3- 1	5- 0	14- 2				
15- 1	0- 0	0- 1	HOME	2- 0	3- 0	10- 0				
7- 3	0- 0	0- 0	AWAY	1- 1	2- 0	4- 2				
0- 0	0- 0	0- 0	NEUTRAL	0- 0	0- 0	0- 0				
10- 1	0- 0	0- 1	NON-CONFERENCE	1- 0	5- 0	4- 0				
7- 1	0- 0	0- 1	HOME	1- 0	3- 0	3- 0				
3- 0	0- 0	0- 0	AWAY	0- 0	2- 0	1- 0				
0- 0	0- 0	0- 0	NEUTRAL	0- 0	0- 0	0- 0				
12- 3	0- 0	0- 0	CONFERENCE	2- 1	0- 0	10- 2				
8- 0	0- 0	0- 0	HOME	1- 0	0- 0	7- 0				
4- 3	0- 0	0- 0	AWAY	1- 1	0- 0	3- 2				
0- 0	0- 0	0- 0	NEUTRAL	0- 0	0- 0	0- 0				

RPI 1-25				RPI 26-50				RPI 51-100				Team's RPI: 51	RPI 101+			
RPI	S	Opponent	Score	RPI	S	Opponent	Score	RPI	S	Opponent	Score		RPI	S	Opponent	Score
				50	H	Auburn	76 79	54	A	Wyoming	78 75		101	A	Houston	89 84
								79	H	SFA	74 33		114	H	Hartford	72 65
								91	A	Fresno St.	70 77		131	H	Oklahoma	84 80
								91	H	Fresno St.	82 73		133	A	New Mexico St.	75 50
													133	H	New Mexico St.	83 58
													168	H	Texas St.	82 51
													185	A	Utah St.	68 64
													185	H	Utah St.	74 56
													199	A	UNLV	57 66
													199	H	UNLV	80 77
													225	A	Nevada	66 64
													225	H	Nevada	85 74
													242	A	San Diego St.	59 61
													242	H	San Diego St.	70 62
													255	A	Northern Ariz.	84 55
													257	H	Sacramento St.	85 53
													269	H	Colorado St.	70 58
													280	H	UTEP	69 51
													291	H	Air Force	78 57
													304	A	San Jose St.	79 60
													304	H	San Jose St.	110 72
LAST 12 Division I GAMES:																
				79	H	SFA	74 33	304	A	San Jose St.	79 60					
				114	H	Hartford	72 65	225	H	Nevada	85 74					
				50	H	Auburn	76 79	242	A	San Diego St.	59 61					
				304	H	San Jose St.	110 72	91	H	Fresno St.	82 73					
				185	H	Utah St.	74 56	185	A	Utah St.	68 64					
				91	A	Fresno St.	70 77	199	H	UNLV	80 77					

Non-Div I Games:

New Mexico

■ Loss,
 ■ Non-Conf, S Site,
 ■ Home
 ■ Away
 N Neutral

Average RPI Win:	275	WON-LOST	WINNING	LAST 10	STRENGTH OF	OPP. STRENGTH	TEAM	ADJ.	CONF.	ADJ CONF.
Average RPI Loss:	138	RECORD	PCT. RANK	GAMES	SCHEDULE	OF SCHEDULE	RPI	RPI	RPI	RPI
DIV. I ONLY	19- 6	40	1- 0	299	334	133	133	30	30	
DIV. I NON-CONF.	6- 5	143	1- 0	166	307	147	147	30	30	
TOTALS	RPI 1-25	RPI 26-50	W-L RECORDS	RPI 51-100	RPI 101-150	RPI 150+				
19- 6	0- 0	0- 0	OVERALL	0- 3	0- 1	19- 2				
8- 2	0- 0	0- 0	HOME	0- 1	0- 0	8- 1				
10- 3	0- 0	0- 0	AWAY	0- 1	0- 1	10- 1				
1- 1	0- 0	0- 0	NEUTRAL	0- 1	0- 0	1- 0				
6- 5	0- 0	0- 0	NON-CONFERENCE	0- 3	0- 1	6- 1				
1- 2	0- 0	0- 0	HOME	0- 1	0- 0	1- 1				
4- 2	0- 0	0- 0	AWAY	0- 1	0- 1	4- 0				
1- 1	0- 0	0- 0	NEUTRAL	0- 1	0- 0	1- 0				
13- 1	0- 0	0- 0	CONFERENCE	0- 0	0- 0	13- 1				
7- 0	0- 0	0- 0	HOME	0- 0	0- 0	7- 0				
6- 1	0- 0	0- 0	AWAY	0- 0	0- 0	6- 1				
0- 0	0- 0	0- 0	NEUTRAL	0- 0	0- 0	0- 0				

RPI S	Opponent	Score	RPI S	Opponent	Score	RPI S	Opponent	Score	RPI S	Opponent	Score	Team's RPI: 133
						51 A	New Mexico	58 83	135 A	UC Riverside	64 65	
						51 H	New Mexico	50 75	156 H	Denver	66 64	
						95 N	South Alabama	67 68	159 H	Abilene Christian	46 58	
									226 A	UMKC	90 86	
									226 H	UMKC	68 61	
									235 A	UTRGV	70 67	
									235 H	UTRGV	71 63	
									245 A	A&M-Corpus Christi	67 65	
									254 H	California Baptist	76 69	
									264 A	CSU Bakersfield	61 59	
									264 H	CSU Bakersfield	61 48	
									268 A	Western Mich.	66 54	
									273 A	Utah Valley	72 63	
									273 H	Utah Valley	58 52	
									280 A	UTEP	69 65	
									299 A	UC Santa Barbara	81 73	
									335 A	Grand Canyon	51 54	
									335 H	Grand Canyon	81 52	
									344 A	Seattle U	83 72	
									344 H	Seattle U	75 55	
									350 A	Chicago St.	87 66	
									351 N	Alcorn	82 64	
LAST 12 Division I GAMES:												
			351 N	Alcorn	82 64		264 H	CSU Bakersfield	61 48			
			226 H	UMKC	68 61		350 A	Chicago St.	87 66			
			235 A	UTRGV	70 67		226 A	UMKC	90 86			
			344 A	Seattle U	83 72		235 H	UTRGV	71 63			
			273 A	Utah Valley	72 63		273 H	Utah Valley	58 52			
			335 H	Grand Canyon	81 52		344 H	Seattle U	75 55			

Non-Div I Games: Tex. Permian Basin 70 38 Northern N.M. 101 51

New Mexico St.

Loss, Non-Conf, S Site, H Home A Away N Neutral

New Orleans

Through Games Of March 1, 2019

Average RPI Win:	296	WON-LOST	WINNING	LAST 10	STRENGTH OF	OPP. STRENGTH	TEAM	ADJ.	CONF.	ADJ CONF.
Average RPI Loss:	178	RECORD	PCT. RANK	GAMES	SCHEDULE	OF SCHEDULE	RPI	RPI	RPI	RPI
DIV. I ONLY	8- 14	252	0- 0	326	247	290	290	25	25	
DIV. I NON-CONF.	1- 5	311	0- 0	174	58	248	248	23	23	
TOTALS	RPI 1-25	RPI 26-50	W-L RECORDS	RPI 51-100	RPI 101-150	RPI 150+				
8- 14	0- 1	0- 1	OVERALL	0- 2	0- 1	8- 9				
4- 5	0- 0	0- 0	HOME	0- 1	0- 0	4- 4				
4- 9	0- 1	0- 1	AWAY	0- 1	0- 1	4- 5				
0- 0	0- 0	0- 0	NEUTRAL	0- 0	0- 0	0- 0				
1- 5	0- 1	0- 1	NON-CONFERENCE	0- 0	0- 1	1- 2				
0- 1	0- 0	0- 0	HOME	0- 0	0- 0	0- 1				
1- 4	0- 1	0- 1	AWAY	0- 0	0- 1	1- 1				
0- 0	0- 0	0- 0	NEUTRAL	0- 0	0- 0	0- 0				
7- 9	0- 0	0- 0	CONFERENCE	0- 2	0- 0	7- 7				
4- 4	0- 0	0- 0	HOME	0- 1	0- 0	4- 3				
3- 5	0- 0	0- 0	AWAY	0- 1	0- 0	3- 4				
0- 0	0- 0	0- 0	NEUTRAL	0- 0	0- 0	0- 0				

RPI S	Opponent	Score	RPI S	Opponent	Score	RPI S	Opponent	Score	RPI S	Opponent	Score	Team's RPI: 290
19	A Miami (FL)	38 78	31	A Rice	56 67	64	H Lamar University	57 79	122	A Pittsburgh	38 90	
						79	A SFA	38 97	159	H Abilene Christian	52 59	
									173	H Nicholls St.	62 76	
									184	A Sam Houston St.	62 86	
									194	A Xavier	45 61	
									206	A Memphis	66 59	
									245	A A&M-Corpus Christi	51 57	
									245	H A&M-Corpus Christi	56 54	
									269	H Central Ark.	60 62	
									303	A Incarnate Word	69 81	
									303	H Incarnate Word	58 55	
									306	A Southeastern La.	61 58	
									316	H La.-Monroe	44 57	
									325	A McNeese	64 60	
									325	H McNeese	88 76	
									329	A Northwestern St.	67 62	
									329	H Northwestern St.	84 73	
									337	A Houston Baptist	74 83	
LAST 12 Division I GAMES:												
184	A Sam Houston St.	62 86	303	H Incarnate Word	58 55							
325	A McNeese	64 60	329	A Northwestern St.	67 62							
306	A Southeastern La.	61 58	303	A Incarnate Word	69 81							
245	H A&M-Corpus Christi	56 54	269	H Central Ark.	60 62							
173	H Nicholls St.	62 76	245	A A&M-Corpus Christi	51 57							
329	H Northwestern St.	84 73	79	A SFA	38 97							

Non-Div I Games: Dillard 68 59 Centenary (LA) 104 42 Trinity Baptist 93 38

New Orleans

Loss, Non-Conf, S Site, H Home A Away N Neutral

Niagara

Through Games Of March 1, 2019

Average RPI Win:	299	WON-LOST	WINNING	LAST 10	STRENGTH OF	OPP. STRENGTH	TEAM	ADJ.	CONF.	ADJ CONF.
Average RPI Loss:	158	RECORD	PCT. RANK	GAMES	SCHEDULE	OF SCHEDULE	RPI	RPI	RPI	RPI
DIV. I ONLY	12- 17	225	1- 0	284	242	267	267	26	26	
DIV. I NON-CONF.	4- 8	241	1- 0	191	134	256	256	27	27	
TOTALS	RPI 1-25	RPI 26-50	W-L RECORDS	RPI 51-100	RPI 101-150	RPI 150+				
12- 17	0- 2	0- 3	OVERALL	0- 1	0- 2	12- 9				
8- 6	0- 0	0- 1	HOME	0- 0	0- 1	8- 4				
3- 10	0- 2	0- 2	AWAY	0- 1	0- 0	3- 5				
1- 1	0- 0	0- 0	NEUTRAL	0- 0	0- 1	1- 0				
4- 8	0- 2	0- 1	NON-CONFERENCE	0- 1	0- 1	4- 3				
3- 2	0- 0	0- 0	HOME	0- 0	0- 0	3- 2				
0- 5	0- 2	0- 1	AWAY	0- 1	0- 0	0- 1				
1- 1	0- 0	0- 0	NEUTRAL	0- 0	0- 1	1- 0				
8- 9	0- 0	0- 2	CONFERENCE	0- 0	0- 1	8- 6				
5- 4	0- 0	0- 1	HOME	0- 0	0- 1	5- 2				
3- 5	0- 0	0- 1	AWAY	0- 0	0- 0	3- 4				
0- 0	0- 0	0- 0	NEUTRAL	0- 0	0- 0	0- 0				

RPI 1-25				RPI 26-50				RPI 51-100				RPI 101+ Team's RPI: 267			
RPI	S	Opponent	Score	RPI	S	Opponent	Score	RPI	S	Opponent	Score	RPI	S	Opponent	Score
10	A	Syracuse	45 94	37	A	Buffalo	61 88	72	A	West Virginia	32 84	126	N	Yale	64 67
11	A	Iowa St.	35 95	47	A	Quinnipiac	42 62					129	H	Marist	58 87
				47	H	Quinnipiac	55 96					177	H	Rider	64 79
												220	H	Howard	61 68
												234	A	Monmouth	54 76
												234	H	Monmouth	81 88
												236	A	Saint Joseph's	54 68
												247	H	Colgate	74 69
												250	H	Binghamton	79 72
												258	H	St. Bonaventure	48 76
												271	A	Siena	61 67
												276	A	Manhattan	58 54
												276	H	Manhattan	61 51
												277	A	Canisius	51 52
												277	H	Canisius	74 52
												292	A	Fairfield	54 55
												292	H	Fairfield	71 68
												308	N	Morgan St.	67 57
												323	A	Iona	58 46
												323	H	Iona	72 53
												330	H	Coppin St.	71 69
												342	A	Saint Peter's	75 66
												342	H	Saint Peter's	81 57
LAST 12 Division I GAMES:															
308	N	Morgan St.	67 57	277	H	Canisius	74 52								
126	N	Yale	64 67	292	A	Fairfield	54 55								
277	A	Canisius	51 52	47	A	Quinnipiac	42 62								
177	H	Rider	64 79	323	H	Iona	72 53								
234	H	Monmouth	81 88	342	H	Saint Peter's	81 57								
271	A	Siena	61 67	234	A	Monmouth	54 76								

Non-Div I Games:

Niagara

■ Loss,
 ■ Non-Conf, S Site,
 ■ Home
 ■ Away
 N Neutral

Average RPI Win:	291	WON-LOST	WINNING	LAST 10	STRENGTH OF	OPP. STRENGTH	TEAM	ADJ.	CONF.	ADJ CONF.
Average RPI Loss:	122	RECORD	PCT. RANK	GAMES	SCHEDULE	OF SCHEDULE	RPI	RPI	RPI	RPI
DIV. I ONLY	15- 10	118	0- 1	313	243	173	173	25	25	
DIV. I NON-CONF.	4- 6	212	0- 1	206	123	172	172	23	23	
TOTALS	RPI 1-25	RPI 26-50	W-L RECORDS	RPI 51-100	RPI 101-150	RPI 150+				
15- 10	0- 1	0- 1	OVERALL	0- 3	0- 0	15- 5				
7- 1	0- 0	0- 0	HOME	0- 0	0- 0	7- 1				
7- 8	0- 1	0- 1	AWAY	0- 3	0- 0	7- 3				
1- 1	0- 0	0- 0	NEUTRAL	0- 0	0- 0	1- 1				
4- 6	0- 1	0- 1	NON-CONFERENCE	0- 1	0- 0	4- 3				
1- 0	0- 0	0- 0	HOME	0- 0	0- 0	1- 0				
2- 5	0- 1	0- 1	AWAY	0- 1	0- 0	2- 2				
1- 1	0- 0	0- 0	NEUTRAL	0- 0	0- 0	1- 1				
11- 4	0- 0	0- 0	CONFERENCE	0- 2	0- 0	11- 2				
6- 1	0- 0	0- 0	HOME	0- 0	0- 0	6- 1				
5- 3	0- 0	0- 0	AWAY	0- 2	0- 0	5- 1				
0- 0	0- 0	0- 0	NEUTRAL	0- 0	0- 0	0- 0				

RPI 1-25				RPI 26-50				RPI 51-100				RPI 101+ Team's RPI: 173			
RPI	S	Opponent	Score	RPI	S	Opponent	Score	RPI	S	Opponent	Score	RPI	S	Opponent	Score
2	A	Baylor	39 100	50	A	Auburn	59 80	61	A	LSU	44 76	152	N	Delaware	56 71
								64	A	Lamar University	65 78	159	A	Abilene Christian	66 76
								79	A	SFA	62 70	164	A	Tulane	46 71
												168	A	Texas St.	67 72
												184	H	Sam Houston St.	84 81
												241	N	Texas Southern	58 57
												245	H	A&M-Corpus Christi	85 55
												269	A	Central Ark.	64 60
												269	H	Central Ark.	68 52
												280	A	UTEP	58 56
												290	A	New Orleans	76 62
												303	H	Incarnate Word	86 62
												306	A	Southeastern La.	73 66
												316	A	La.-Monroe	55 54
												325	A	McNeese	78 55
												325	H	McNeese	68 69
												328	H	Mississippi Val.	72 47
												329	H	Northwestern St.	97 86
												337	A	Houston Baptist	58 55
												337	H	Houston Baptist	77 54
LAST 12 Division I GAMES:															
152	N	Delaware	56 71	159	A	Abilene Christian	66 76								
168	A	Texas St.	67 72	290	A	New Orleans	76 62								
325	A	McNeese	78 55	306	A	Southeastern La.	73 66								
269	H	Central Ark.	68 52	64	A	Lamar University	65 78								
184	H	Sam Houston St.	84 81	245	H	A&M-Corpus Christi	85 55								
337	A	Houston Baptist	58 55	269	A	Central Ark.	64 60								

Non-Div I Games: Southern-N.O. 86 49 William Carey 86 45

Nicholls St.

Loss, Non-Conf, S Site, H Home A Away N Neutral

Average RPI Win:	304	WON-LOST	WINNING	LAST 10	STRENGTH OF	OPP. STRENGTH	TEAM	ADJ.	CONF.	ADJ CONF.
Average RPI Loss:	181	RECORD	PCT. RANK	GAMES	SCHEDULE	OF SCHEDULE	RPI	RPI	RPI	RPI
DIV. I ONLY	12- 12	170	1- 0	340	317	263	263	32	32	
DIV. I NON-CONF.	3- 8	267	1- 0	289	151	305	305	32	32	
TOTALS	RPI 1-25	RPI 26-50	W-L RECORDS	RPI 51-100	RPI 101-150	RPI 150+				
12- 12	0- 0	0- 0	OVERALL	0- 1	0- 3	12- 8				
6- 4	0- 0	0- 0	HOME	0- 0	0- 0	6- 4				
5- 8	0- 0	0- 0	AWAY	0- 1	0- 3	5- 4				
1- 0	0- 0	0- 0	NEUTRAL	0- 0	0- 0	1- 0				
3- 8	0- 0	0- 0	NON-CONFERENCE	0- 1	0- 3	3- 4				
2- 2	0- 0	0- 0	HOME	0- 0	0- 0	2- 2				
0- 6	0- 0	0- 0	AWAY	0- 1	0- 3	0- 2				
1- 0	0- 0	0- 0	NEUTRAL	0- 0	0- 0	1- 0				
9- 4	0- 0	0- 0	CONFERENCE	0- 0	0- 0	9- 4				
4- 2	0- 0	0- 0	HOME	0- 0	0- 0	4- 2				
5- 2	0- 0	0- 0	AWAY	0- 0	0- 0	5- 2				
0- 0	0- 0	0- 0	NEUTRAL	0- 0	0- 0	0- 0				

RPI 1-25			RPI 26-50			RPI 51-100			RPI 101+ Team's RPI: 263		
RPI	S	Opponent	Score	RPI	S	Opponent	Score	RPI	S	Opponent	Score
						90 A Old Dominion	53 69	124 A High Point		51 83	
								136 A Lehigh		41 62	
								143 A Wake Forest		61 63	
								155 H William & Mary		44 55	
								190 H UMES		43 59	
								191 H N.C. A&T		44 49	
								205 A Bethune-Cookman		58 65	
								205 H Bethune-Cookman		57 50	
								212 A Ole Miss		42 60	
								213 N Liberty		66 53	
								215 H Campbell		49 57	
								220 A Howard		70 74	
								228 H Navy		65 58	
								288 A La Salle		52 62	
								302 A South Carolina St.		57 50	
								308 A Morgan St.		64 49	
								330 A Coppin St.		68 63	
								336 H Longwood		74 42	
								338 H N.C. Central		62 48	
								343 H Delaware St.		63 50	
								348 A Florida A&M		69 45	
								348 H Florida A&M		60 58	
								349 A Savannah St.		78 42	
LAST 12 Division I GAMES:											
213 N		Liberty	66 53	220 A		Howard	70 74				
308 A		Morgan St.	64 49	190 H		UMES	43 59				
191 H		N.C. A&T	44 49	302 A		South Carolina St.	57 50				
338 H		N.C. Central	62 48	349 A		Savannah St.	78 42				
348 A		Florida A&M	69 45	205 H		Bethune-Cookman	57 50				
205 A		Bethune-Cookman	58 65	330 A		Coppin St.	68 63				

Non-Div I Games: Cheyney 93 40 Saint Augustine's 71 38

Norfolk St.

Average RPI Win:	269	WON-LOST	WINNING	LAST 10	STRENGTH OF	OPP. STRENGTH	TEAM	ADJ.	CONF.	ADJ CONF.
Average RPI Loss:	174	RECORD	PCT. RANK	GAMES	SCHEDULE	OF SCHEDULE	RPI	RPI	RPI	RPI
DIV. I ONLY	14- 6	69	0- 0	341	263	176	176	24	24	
DIV. I NON-CONF.	5- 1	37	0- 0	351	222	188	188	26	26	
TOTALS	RPI 1-25	RPI 26-50	W-L RECORDS	RPI 51-100	RPI 101-150	RPI 150+				
14- 6	0- 0	0- 0	OVERALL	0- 2	0- 0	14- 4				
6- 2	0- 0	0- 0	HOME	0- 1	0- 0	6- 1				
6- 4	0- 0	0- 0	AWAY	0- 1	0- 0	6- 3				
2- 0	0- 0	0- 0	NEUTRAL	0- 0	0- 0	2- 0				
5- 1	0- 0	0- 0	NON-CONFERENCE	0- 0	0- 0	5- 1				
1- 0	0- 0	0- 0	HOME	0- 0	0- 0	1- 0				
2- 1	0- 0	0- 0	AWAY	0- 0	0- 0	2- 1				
2- 0	0- 0	0- 0	NEUTRAL	0- 0	0- 0	2- 0				
9- 5	0- 0	0- 0	CONFERENCE	0- 2	0- 0	9- 3				
5- 2	0- 0	0- 0	HOME	0- 1	0- 0	5- 1				
4- 3	0- 0	0- 0	AWAY	0- 1	0- 0	4- 2				
0- 0	0- 0	0- 0	NEUTRAL	0- 0	0- 0	0- 0				

RPI 1-25			RPI 26-50			RPI 51-100			RPI 101+			Team's RPI: 176
RPI	S	Opponent	Score	RPI	S	Opponent	Score	RPI	S	Opponent	Score	
						69	A FGCU	51	76	178	A Vanderbilt	74 71
						69	H FGCU	52	68	194	A Xavier	81 94
										202	A Stetson	59 69
										202	H Stetson	71 55
										213	H Liberty	57 61
										229	A Jacksonville	62 59
										229	H Jacksonville	68 59
										232	N Southeast Mo. St.	80 67
										252	A North Florida	70 64
										252	H North Florida	77 62
										260	H Alabama St.	68 42
										297	A Kennesaw St.	72 74
										297	H Kennesaw St.	80 55
										318	A NJIT	77 54
										318	H NJIT	72 60
										327	A Lipscomb	81 60
										328	A Mississippi Val.	86 72
										340	N Western Caro.	89 66
LAST 12 Division I GAMES:												
						229	H Jacksonville	68	59	327	A Lipscomb	81 60
						202	A Stetson	59	69	318	A NJIT	77 54
						297	A Kennesaw St.	72	74	297	H Kennesaw St.	80 55
						213	H Liberty	57	61	202	H Stetson	71 55
						252	H North Florida	77	62	229	A Jacksonville	62 59
						69	A FGCU	51	76	318	H NJIT	72 60

Non-Div I Games: Stillman 99 43 Martin Methodist 79 48 Lane 98 57 Blue Mountain (MS) 70 42
North Ala.

Loss, Non-Conf, S Site, H Home A Away N Neutral

North Carolina

Through Games Of March 1, 2019

Average RPI Win:	103	WON-LOST	WINNING	LAST 10	STRENGTH OF	OPP. STRENGTH	TEAM	ADJ.	CONF.	ADJ CONF.
Average RPI Loss:	53	RECORD	PCT. RANK	GAMES	SCHEDULE	OF SCHEDULE	RPI	RPI	RPI	RPI
DIV. I ONLY	17- 12	126	0- 1	8	11	33	33	1	1	
DIV. I NON-CONF.	9- 5	104	0- 0	34	60	47	47	1	1	
TOTALS	RPI 1-25	RPI 26-50	W-L RECORDS	RPI 51-100	RPI 101-150	RPI 150+				
17- 12	2- 6	3- 1	OVERALL	3- 3	6- 1	3- 1				
10- 4	1- 2	1- 0	HOME	1- 2	5- 0	2- 0				
4- 6	1- 3	0- 0	AWAY	2- 1	0- 1	1- 1				
3- 2	0- 1	2- 1	NEUTRAL	0- 0	1- 0	0- 0				
9- 5	0- 1	2- 1	NON-CONFERENCE	1- 2	3- 0	3- 1				
5- 1	0- 0	0- 0	HOME	1- 1	2- 0	2- 0				
1- 2	0- 0	0- 0	AWAY	0- 1	0- 0	1- 1				
3- 2	0- 1	2- 1	NEUTRAL	0- 0	1- 0	0- 0				
8- 7	2- 5	1- 0	CONFERENCE	2- 1	3- 1	0- 0				
5- 3	1- 2	1- 0	HOME	0- 1	3- 0	0- 0				
3- 4	1- 3	0- 0	AWAY	2- 0	0- 1	0- 0				
0- 0	0- 0	0- 0	NEUTRAL	0- 0	0- 0	0- 0				

RPI S	Opponent	Score	RPI S	Opponent	Score	RPI S	Opponent	Score	RPI S	Opponent	Score
1	H Notre Dame	78 73	30	N UCLA	83 49	52	A Clemson	70 64	102	H Virginia	70 53
3	A Louisville	66 73	31	N Rice	71 50	56	H Maine	73 85	106	H VCU	59 47
7	A NC State	64 51	42	H Georgia Tech	91 90	58	A Virginia Tech	81 69	115	H Boston College	93 78
7	H NC State	69 74	50	N Auburn	81 86	74	A Ohio St.	69 76	122	A Pittsburgh	78 91
10	A Syracuse	77 90				75	H Kent St.	73 60	123	N South Fla.	71 69
19	A Miami (FL)	68 76				82	H Duke	69 85	125	H UNCW	82 55
21	N Kentucky	75 85							143	H Wake Forest	84 61
22	H Florida St.	63 64							167	A Colorado	74 86
									219	A Elon	100 69
									220	H Howard	85 63
									298	H UNC Greensboro	83 62
LAST 12 Division I GAMES:											
7	H NC State	69 74	7	A NC State	64 51						
115	H Boston College	93 78	42	H Georgia Tech	91 90						
102	H Virginia	70 53	1	H Notre Dame	78 73						
122	A Pittsburgh	78 91	58	A Virginia Tech	81 69						
52	A Clemson	70 64	19	A Miami (FL)	68 76						
82	H Duke	69 85	143	H Wake Forest	84 61						

Non-Div I Games:

North Carolina

■ Loss,
 ■ Non-Conf, S Site,
 ■ Home
 ■ Away
 N Neutral

North Dakota

Through Games Of March 1, 2019

Average RPI Win:	283	WON-LOST	WINNING	LAST 10	STRENGTH OF	OPP. STRENGTH	TEAM	ADJ.	CONF.	ADJ CONF.
Average RPI Loss:	141	RECORD	PCT. RANK	GAMES	SCHEDULE	OF SCHEDULE	RPI	RPI	RPI	RPI
DIV. I ONLY	10- 17	249	1- 0	276	162	249	249	19	19	
DIV. I NON-CONF.	4- 8	241	0- 0	227	87	204	204	19	19	
TOTALS	RPI 1-25	RPI 26-50	W-L RECORDS	RPI 51-100	RPI 101-150	RPI 150+				
10- 17	0- 2	0- 3	OVERALL	0- 1	0- 1	10- 10				
3- 6	0- 0	0- 2	HOME	0- 0	0- 0	3- 4				
5- 11	0- 2	0- 1	AWAY	0- 1	0- 1	5- 6				
2- 0	0- 0	0- 0	NEUTRAL	0- 0	0- 0	2- 0				
4- 8	0- 2	0- 0	NON-CONFERENCE	0- 1	0- 1	4- 4				
0- 1	0- 0	0- 0	HOME	0- 0	0- 0	0- 1				
2- 7	0- 2	0- 0	AWAY	0- 1	0- 1	2- 3				
2- 0	0- 0	0- 0	NEUTRAL	0- 0	0- 0	2- 0				
6- 9	0- 0	0- 3	CONFERENCE	0- 0	0- 0	6- 6				
3- 5	0- 0	0- 2	HOME	0- 0	0- 0	3- 3				
3- 4	0- 0	0- 1	AWAY	0- 0	0- 0	3- 3				
0- 0	0- 0	0- 0	NEUTRAL	0- 0	0- 0	0- 0				

RPI 1-25				RPI 26-50				RPI 51-100				RPI 101+ Team's RPI: 249			
RPI	S	Opponent	Score	RPI	S	Opponent	Score	RPI	S	Opponent	Score	RPI	S	Opponent	Score
10	A	Syracuse	49 85	29	A	South Dakota St.	58 81	92	A	UNI	60 64	127	A	Penn St.	68 75
11	A	Iowa St.	35 87	29	H	South Dakota St.	48 66					154	A	Illinois St.	55 67
				35	H	South Dakota	50 80					156	A	Denver	66 87
												156	H	Denver	91 92
												169	A	Oral Roberts	75 67
												169	H	Oral Roberts	58 80
												192	H	Milwaukee	46 64
												202	A	Stetson	63 74
												227	A	Massachusetts	59 52
												233	A	Western Ill.	90 111
												233	H	Western Ill.	80 92
												239	N	San Francisco	100 97
												253	A	Rhode Island	63 77
												268	N	Western Mich.	62 50
												310	A	North Dakota St.	57 69
												310	H	North Dakota St.	70 58
												311	A	Valparaiso	62 56
												320	A	Omaha	69 68
												320	H	Omaha	68 57
												334	A	Purdue Fort Wayne	74 58
												334	H	Purdue Fort Wayne	79 60
LAST 12 Division I GAMES:															
334	A	Purdue Fort Wayne	74 58	233	A	Western Ill.	90 111								
156	H	Denver	91 92	35	H	South Dakota	50 80								
169	H	Oral Roberts	58 80	310	A	North Dakota St.	57 69								
29	A	South Dakota St.	58 81	29	H	South Dakota St.	48 66								
310	H	North Dakota St.	70 58	233	H	Western Ill.	80 92								
320	A	Omaha	69 68	320	H	Omaha	68 57								

Non-Div I Games: Mayville St. 84 50

North Dakota

Loss, Non-Conf, S Site, H Home A Away N Neutral

Average RPI Win:	294	WON-LOST	WINNING	LAST 10	STRENGTH OF	OPP. STRENGTH	TEAM	ADJ.	CONF.	ADJ CONF.
Average RPI Loss:	155	RECORD	PCT. RANK	GAMES	SCHEDULE	OF SCHEDULE	RPI	RPI	RPI	RPI
DIV. I ONLY	6- 20	303	0- 1	239	195	310	310	19	19	
DIV. I NON-CONF.	2- 9	297	0- 0	297	191	331	331	19	19	
TOTALS	RPI 1-25	RPI 26-50	W-L RECORDS	RPI 51-100	RPI 101-150	RPI 150+				
6- 20	0- 0	0- 4	OVERALL	0- 2	0- 1	6- 13				
5- 7	0- 0	0- 2	HOME	0- 1	0- 0	5- 4				
1- 11	0- 0	0- 2	AWAY	0- 1	0- 1	1- 7				
0- 2	0- 0	0- 0	NEUTRAL	0- 0	0- 0	0- 2				
2- 9	0- 0	0- 0	NON-CONFERENCE	0- 2	0- 1	2- 6				
1- 3	0- 0	0- 0	HOME	0- 1	0- 0	1- 2				
1- 4	0- 0	0- 0	AWAY	0- 1	0- 1	1- 2				
0- 2	0- 0	0- 0	NEUTRAL	0- 0	0- 0	0- 2				
4- 11	0- 0	0- 4	CONFERENCE	0- 0	0- 0	4- 7				
4- 4	0- 0	0- 2	HOME	0- 0	0- 0	4- 2				
0- 7	0- 0	0- 2	AWAY	0- 0	0- 0	0- 5				
0- 0	0- 0	0- 0	NEUTRAL	0- 0	0- 0	0- 0				

RPI S	Opponent	Score	RPI S	Opponent	Score	RPI S	Opponent	Score	RPI S	Opponent	Score	Team's RPI: 310
29	A South Dakota St.	33 86	29	H South Dakota St.	48 88	93	H Creighton	51 86	103	A Northern Ill.	63 81	
35	A South Dakota	57 76	35	H South Dakota	41 67	97	A Pacific	68 75	156	A Denver	54 81	
									156	H Denver	67 87	
									169	A Oral Roberts	72 101	
									169	H Oral Roberts	54 65	
									175	N North Texas	78 92	
									187	A Wisconsin	53 64	
									192	H Milwaukee	55 57	
									202	A Stetson	59 60	
									226	H UMKC	59 69	
									233	A Western Ill.	70 82	
									233	H Western Ill.	68 60	
									239	N San Francisco	42 75	
									249	A North Dakota	58 70	
									249	H North Dakota	69 57	
									311	A Valparaiso	51 48	
									314	H New Hampshire	56 51	
									320	A Omaha	61 78	
									320	H Omaha	55 48	
									334	H Purdue Fort Wayne	70 54	
LAST 12 Division I GAMES:												
35	A South Dakota	57 76	233	A Western Ill.	70 82							
320	H Omaha	55 48	169	A Oral Roberts	72 101							
29	H South Dakota St.	48 88	29	A South Dakota St.	33 86							
169	H Oral Roberts	54 65	249	H North Dakota	69 57							
156	H Denver	67 87	156	A Denver	54 81							
249	A North Dakota	58 70	233	H Western Ill.	68 60							

Non-Div I Games: Mayville St. 49 43

North Dakota St.

■ Loss,
 ■ Non-Conf,
 ■ S Site,
 ■ H Home
 ■ A Away
 N Neutral

North Florida

Through Games Of March 1, 2019

Average RPI Win:	285	WON-LOST	WINNING	LAST 10	STRENGTH OF	OPP. STRENGTH	TEAM	ADJ.	CONF.	ADJ CONF.
Average RPI Loss:	170	RECORD	PCT. RANK	GAMES	SCHEDULE	OF SCHEDULE	RPI	RPI	RPI	RPI
DIV. I ONLY	11- 13	201	1- 0	301	273	252	252	24	24	
DIV. I NON-CONF.	3- 6	241	0- 0	311	255	318	318	26	26	
TOTALS	RPI 1-25	RPI 26-50	W-L RECORDS	RPI 51-100	RPI 101-150	RPI 150+				
11- 13	0- 1	0- 1	OVERALL	0- 2	0- 0	11- 9				
7- 4	0- 0	0- 0	HOME	0- 1	0- 0	7- 3				
4- 9	0- 1	0- 1	AWAY	0- 1	0- 0	4- 6				
0- 0	0- 0	0- 0	NEUTRAL	0- 0	0- 0	0- 0				
3- 6	0- 1	0- 1	NON-CONFERENCE	0- 0	0- 0	3- 4				
3- 1	0- 0	0- 0	HOME	0- 0	0- 0	3- 1				
0- 5	0- 1	0- 1	AWAY	0- 0	0- 0	0- 3				
0- 0	0- 0	0- 0	NEUTRAL	0- 0	0- 0	0- 0				
8- 7	0- 0	0- 0	CONFERENCE	0- 2	0- 0	8- 5				
4- 3	0- 0	0- 0	HOME	0- 1	0- 0	4- 2				
4- 4	0- 0	0- 0	AWAY	0- 1	0- 0	4- 3				
0- 0	0- 0	0- 0	NEUTRAL	0- 0	0- 0	0- 0				

RPI S	Opponent	Score	RPI S	Opponent	Score	RPI S	Opponent	Score	RPI S	Opponent	Score	Team's RPI: 252
22	A Florida St.	53 74	49	A Indiana	52 75	69	A FGCU	48 80	176	A North Ala.	62 77	
						69	H FGCU	66 105	176	H North Ala.	64 70	
									202	A Stetson	75 62	
									202	H Stetson	71 57	
									205	A Bethune-Cookman	60 76	
									212	A Ole Miss	69 82	
									213	A Liberty	53 69	
									213	H Liberty	66 54	
									229	A Jacksonville	63 75	
									229	H Jacksonville	72 80	
									269	A Colorado St.	59 61	
									289	H Alabama A&M	62 63	
									294	H Charleston So.	82 76	
									297	A Kennesaw St.	71 60	
									297	H Kennesaw St.	74 66	
									315	H FIU	62 53	
									318	A NJIT	78 59	
									327	A Lipscomb	68 53	
									327	H Lipscomb	72 66	
									348	H Florida A&M	64 53	
LAST 12 Division I GAMES:												
202	A Stetson	75 62	327	H Lipscomb	72 66							
213	H Liberty	66 54	297	A Kennesaw St.	71 60							
229	A Jacksonville	63 75	69	A FGCU	48 80							
318	A NJIT	78 59	229	H Jacksonville	72 80							
297	H Kennesaw St.	74 66	213	A Liberty	53 69							
176	A North Ala.	62 77	202	H Stetson	71 57							

Non-Div I Games: Warner 67 36 Trinity Baptist 99 40

North Florida

Loss, Non-Conf, S Site, H Home A Away N Neutral

North Texas

Through Games Of March 1, 2019

Average RPI Win:	224	WON-LOST	WINNING	LAST 10	STRENGTH OF	OPP. STRENGTH	TEAM	ADJ.	CONF.	ADJ CONF.
Average RPI Loss:	111	RECORD	PCT. RANK	GAMES	SCHEDULE	OF SCHEDULE	RPI	RPI	RPI	RPI
DIV. I ONLY	11- 12	193	0- 1	131	133	175	175	14	14	
DIV. I NON-CONF.	4- 5	190	0- 0	197	104	225	225	17	17	
TOTALS	RPI 1-25	RPI 26-50	W-L RECORDS	RPI 51-100	RPI 101-150	RPI 150+				
11- 12	0- 0	0- 4	OVERALL	1- 3	2- 1	8- 4				
7- 5	0- 0	0- 2	HOME	1- 1	1- 0	5- 2				
3- 6	0- 0	0- 2	AWAY	0- 1	1- 1	2- 2				
1- 1	0- 0	0- 0	NEUTRAL	0- 1	0- 0	1- 0				
4- 5	0- 0	0- 2	NON-CONFERENCE	1- 1	0- 0	3- 2				
3- 2	0- 0	0- 1	HOME	1- 0	0- 0	2- 1				
0- 2	0- 0	0- 1	AWAY	0- 0	0- 0	0- 1				
1- 1	0- 0	0- 0	NEUTRAL	0- 1	0- 0	1- 0				
7- 7	0- 0	0- 2	CONFERENCE	0- 2	2- 1	5- 2				
4- 3	0- 0	0- 1	HOME	0- 1	1- 0	3- 1				
3- 4	0- 0	0- 1	AWAY	0- 1	1- 1	2- 1				
0- 0	0- 0	0- 0	NEUTRAL	0- 0	0- 0	0- 0				

RPI S	Opponent	Score	RPI S	Opponent	Score	RPI S	Opponent	Score	RPI S	Opponent	Score	Team's RPI: 175
28	H Texas	54 64	54	N Wyoming	49 53	104	A UAB	60 70				
31	A Rice	52 64	57	H Missouri St.	83 76	118	H Charlotte	68 63				
31	H Rice	47 59	60	A Middle Tenn.	46 61	121	A Western Ky.	76 67				
34	A Kansas St.	42 60	90	H Old Dominion	71 72	172	A Louisiana Tech	65 54				
						181	A Southern Miss.	62 48				
						185	H Utah St.	41 57				
						203	A Marshall	55 67				
						209	A SMU	66 73				
						264	H CSU Bakersfield	71 59				
						280	H UTEP	70 51				
						305	H Fla. Atlantic	82 62				
						307	H UTSA	54 57				
						310	N North Dakota St.	92 78				
						315	H FIU	75 50				
						337	H Houston Baptist	100 75				
LAST 12 Division I GAMES:												
31	H Rice	47 59	90	H Old Dominion	71 72							
315	H FIU	75 50	60	A Middle Tenn.	46 61							
305	H Fla. Atlantic	82 62	104	A UAB	60 70							
121	A Western Ky.	76 67	31	A Rice	52 64							
203	A Marshall	55 67	307	H UTSA	54 57							
118	H Charlotte	68 63	280	H UTEP	70 51							

Non-Div I Games: Mid-Amer. Christian82 35 Xavier (LA) 59 46 Okla. Panhandle 93 52

North Texas

Loss, Non-Conf, S Site, H Home A Away N Neutral

Northeastern

Through Games Of March 1, 2019

Average RPI Win:	185	WON-LOST	WINNING	LAST 10	STRENGTH OF	OPP. STRENGTH	TEAM	ADJ.	CONF.	ADJ CONF.
Average RPI Loss:	119	RECORD	PCT. RANK	GAMES	SCHEDULE	OF SCHEDULE	RPI	RPI	RPI	RPI
DIV. I ONLY	16- 10	109	1- 0	110	144	108	108	10	10	
DIV. I NON-CONF.	10- 1	17	0- 0	177	213	32	32	10	10	
TOTALS	RPI 1-25	RPI 26-50	W-L RECORDS	RPI 51-100	RPI 101-150	RPI 150+				
16- 10	0- 0	0- 2	OVERALL	1- 2	5- 3	10- 3				
11- 3	0- 0	0- 1	HOME	1- 1	3- 0	7- 1				
5- 7	0- 0	0- 1	AWAY	0- 1	2- 3	3- 2				
0- 0	0- 0	0- 0	NEUTRAL	0- 0	0- 0	0- 0				
10- 1	0- 0	0- 0	NON-CONFERENCE	1- 0	3- 1	6- 0				
6- 0	0- 0	0- 0	HOME	1- 0	1- 0	4- 0				
4- 1	0- 0	0- 0	AWAY	0- 0	2- 1	2- 0				
0- 0	0- 0	0- 0	NEUTRAL	0- 0	0- 0	0- 0				
6- 9	0- 0	0- 2	CONFERENCE	0- 2	2- 2	4- 3				
5- 3	0- 0	0- 1	HOME	0- 1	2- 0	3- 1				
1- 6	0- 0	0- 1	AWAY	0- 1	0- 2	1- 2				
0- 0	0- 0	0- 0	NEUTRAL	0- 0	0- 0	0- 0				

RPI S	Opponent	Score	RPI S	Opponent	Score	RPI S	Opponent	Score	RPI S	Opponent	Score	Team's RPI: 108
36	A James Madison	49 84	36	H James Madison	51 58	56	H Maine	63 55	110	A Towson	83 88	
						77	A Drexel	45 76	110	H Towson	77 68	
						77	H Drexel	59 61	111	H Fordham	58 54	
									117	A Providence	65 59	
									120	A Dayton	84 79	
									125	A UNCW	70 83	
									125	H UNCW	83 54	
									129	A Marist	84 90	
									152	A Delaware	63 77	
									152	H Delaware	75 62	
									155	H William & Mary	88 74	
									158	H Boston U.	81 51	
									219	H Elon	79 71	
									222	A Hofstra	61 78	
									222	H Hofstra	62 63	
									223	A Florida	79 66	
									227	H Massachusetts	53 52	
									291	H Air Force	54 41	
									292	A Fairfield	59 50	
									295	A Col. of Charleston	87 56	
									314	H New Hampshire	69 54	
LAST 12 Division I GAMES:												
125	H UNCW	83 54	125	A UNCW	70 83							
222	H Hofstra	62 63	295	A Col. of Charleston	87 56							
77	A Drexel	45 76	222	A Hofstra	61 78							
152	A Delaware	63 77	152	H Delaware	75 62							
110	H Towson	77 68	77	H Drexel	59 61							
36	H James Madison	51 58	36	A James Madison	49 84							

Non-Div I Games:

Northeastern

■ Loss,
 ■ Non-Conf,
 ■ S Site,
 ■ H Home
 ■ A Away
 N Neutral

Average RPI Win: 233	WON-LOST	WINNING	LAST 10	STRENGTH OF	OPP. STRENGTH	TEAM	ADJ.	CONF.	ADJ CONF.
Average RPI Loss: 155	RECORD	PCT. RANK	GAMES	SCHEDULE	OF SCHEDULE	RPI	RPI	RPI	RPI
DIV. I ONLY	9- 17	262	0- 1	245	146	255	255	16	16
DIV. I NON-CONF.	4- 5	190	0- 1	239	124	200	200	12	12
TOTALS	RPI 1-25	RPI 26-50	W-L RECORDS	RPI 51-100	RPI 101-150	RPI 150+			
9- 17	0- 0	0- 0	OVERALL	1- 5	2- 4	6- 8			
4- 6	0- 0	0- 0	HOME	1- 2	0- 2	3- 2			
5- 10	0- 0	0- 0	AWAY	0- 3	2- 2	3- 5			
0- 1	0- 0	0- 0	NEUTRAL	0- 0	0- 0	0- 1			
4- 5	0- 0	0- 0	NON-CONFERENCE	1- 2	1- 0	2- 3			
2- 1	0- 0	0- 0	HOME	1- 1	0- 0	1- 0			
2- 3	0- 0	0- 0	AWAY	0- 1	1- 0	1- 2			
0- 1	0- 0	0- 0	NEUTRAL	0- 0	0- 0	0- 1			
5- 12	0- 0	0- 0	CONFERENCE	0- 3	1- 4	4- 5			
2- 5	0- 0	0- 0	HOME	0- 1	0- 2	2- 2			
3- 7	0- 0	0- 0	AWAY	0- 2	1- 2	2- 3			
0- 0	0- 0	0- 0	NEUTRAL	0- 0	0- 0	0- 0			

RPI 1-25			RPI 26-50			RPI 51-100			RPI 101+			Team's RPI: 255			
RPI	S	Opponent	Score	RPI	S	Opponent	Score	RPI	S	Opponent	Score	RPI	S	Opponent	Score
								51	H	New Mexico	55 84	109	A	Loyola Marymount	63 62
								75	A	Idaho	72 90	112	A	Idaho St.	81 77
								75	H	Idaho	69 86	112	H	Idaho St.	69 80
								84	A	Arizona	47 71	137	A	Portland St.	55 72
								91	H	Fresno St.	86 73	137	H	Portland St.	59 74
								100	A	Northern Colo.	53 63	139	A	Montana St.	70 80
												163	A	Washington	59 81
												170	A	Montana	62 78
												183	A	Eastern Wash.	76 81
												183	H	Eastern Wash.	62 64
												209	N	SMU	48 55
												254	H	California Baptist	91 88
												257	A	Sacramento St.	61 65
												257	H	Sacramento St.	71 69
												269	A	Colorado St.	54 65
												286	A	Southern Utah	78 69
												286	H	Southern Utah	76 82
												322	A	Weber St.	75 64
												322	H	Weber St.	74 64
												344	A	Seattle U	65 58
LAST 12 Division I GAMES:															
209	N	SMU	48 55	112	A	Idaho St.	81 77								
183	A	Eastern Wash.	76 81	183	H	Eastern Wash.	62 64								
75	A	Idaho	72 90	75	H	Idaho	69 86								
257	H	Sacramento St.	71 69	286	A	Southern Utah	78 69								
137	H	Portland St.	59 74	100	A	Northern Colo.	53 63								
322	A	Weber St.	75 64	137	A	Portland St.	55 72								

Non-Div I Games:

Northern Ariz.

■ Loss,
 ■ Non-Conf,
 ■ S Site,
 ■ H Home
 ■ A Away
 N Neutral

Northern Colo.

Through Games Of March 1, 2019

Average RPI Win:	182	WON-LOST	WINNING	LAST 10	STRENGTH OF	OPP. STRENGTH	TEAM	ADJ.	CONF.	ADJ CONF.
Average RPI Loss:	167	RECORD	PCT. RANK	GAMES	SCHEDULE	OF SCHEDULE	RPI	RPI	RPI	RPI
DIV. I ONLY	18- 8	70	1- 0	191	112	100	100	16	16	
DIV. I NON-CONF.	5- 4	139	0- 0	286	30	156	156	12	12	
TOTALS	RPI 1-25	RPI 26-50	W-L RECORDS	RPI 51-100	RPI 101-150	RPI 150+				
18- 8	0- 0	0- 1	OVERALL	2- 1	4- 2	12- 4				
9- 3	0- 0	0- 0	HOME	1- 0	2- 1	6- 2				
9- 5	0- 0	0- 1	AWAY	1- 1	2- 1	6- 2				
0- 0	0- 0	0- 0	NEUTRAL	0- 0	0- 0	0- 0				
5- 4	0- 0	0- 1	NON-CONFERENCE	0- 1	0- 0	5- 2				
3- 0	0- 0	0- 0	HOME	0- 0	0- 0	3- 0				
2- 4	0- 0	0- 1	AWAY	0- 1	0- 0	2- 2				
0- 0	0- 0	0- 0	NEUTRAL	0- 0	0- 0	0- 0				
13- 4	0- 0	0- 0	CONFERENCE	2- 0	4- 2	7- 2				
6- 3	0- 0	0- 0	HOME	1- 0	2- 1	3- 2				
7- 1	0- 0	0- 0	AWAY	1- 0	2- 1	4- 0				
0- 0	0- 0	0- 0	NEUTRAL	0- 0	0- 0	0- 0				

RPI S	Opponent	Score	RPI S	Opponent	Score	RPI S	Opponent	Score	RPI S	Opponent	Score
32	A BYU	50 70	61	A LSU	57 62	112	A Idaho St.	61 59	112	H Idaho St.	60 56
			75	A Idaho	86 72	137	A Portland St.	66 85	137	H Portland St.	79 63
			75	H Idaho	77 72	139	A Montana St.	84 73	139	H Montana St.	66 79
						156	H Denver	74 66	167	A Colorado	69 77
						170	A Montana	73 62	170	H Montana	79 61
						171	H Chattanooga	68 65	183	A Eastern Wash.	67 62
						183	H Eastern Wash.	72 76	209	H SMU	58 57
						239	A San Francisco	68 63	255	H Northern Ariz.	63 53
						257	A Sacramento St.	71 61	257	H Sacramento St.	82 69
						269	A Colorado St.	53 47	286	A Southern Utah	71 44
						291	A Air Force	57 69	322	H Weber St.	54 55
LAST 12 Division I GAMES:											
112	A Idaho St.	61 59	139	A Montana St.	84 73						
170	H Montana	79 61	255	H Northern Ariz.	63 53						
75	H Idaho	77 72	286	A Southern Utah	71 44						
183	H Eastern Wash.	72 76	112	H Idaho St.	60 56						
257	A Sacramento St.	71 61	322	H Weber St.	54 55						
137	A Portland St.	66 85	139	H Montana St.	66 79						

Non-Div I Games:

Northern Colo.

■ Loss,
 ■ Non-Conf, S Site,
 ■ Home
 ■ Away
 N Neutral

Average RPI Win:	206	WON-LOST	WINNING	LAST 10	STRENGTH OF	OPP. STRENGTH	TEAM	ADJ.	CONF.	ADJ CONF.
Average RPI Loss:	63	RECORD	PCT. RANK	GAMES	SCHEDULE	OF SCHEDULE	RPI	RPI	RPI	RPI
DIV. I ONLY	17- 10	103	1- 0	128	98	103	103	7	7	
DIV. I NON-CONF.	8- 4	91	1- 0	282	133	142	142	9	9	
TOTALS	RPI 1-25	RPI 26-50	W-L RECORDS	RPI 51-100	RPI 101-150	RPI 150+				
17- 10	0- 3	1- 4	OVERALL	2- 1	2- 1	12- 1				
12- 2	0- 1	1- 1	HOME	2- 0	2- 0	7- 0				
3- 8	0- 2	0- 3	AWAY	0- 1	0- 1	3- 1				
2- 0	0- 0	0- 0	NEUTRAL	0- 0	0- 0	2- 0				
8- 4	0- 1	0- 1	NON-CONFERENCE	1- 0	1- 1	6- 1				
6- 0	0- 0	0- 0	HOME	1- 0	1- 0	4- 0				
0- 4	0- 1	0- 1	AWAY	0- 0	0- 1	0- 1				
2- 0	0- 0	0- 0	NEUTRAL	0- 0	0- 0	2- 0				
9- 6	0- 2	1- 3	CONFERENCE	1- 1	1- 0	6- 0				
6- 2	0- 1	1- 1	HOME	1- 0	1- 0	3- 0				
3- 4	0- 1	0- 2	AWAY	0- 1	0- 0	3- 0				
0- 0	0- 0	0- 0	NEUTRAL	0- 0	0- 0	0- 0				

RPI 1-25			RPI 26-50			RPI 51-100			RPI 101+			Team's RPI: 103
RPI	S	Opponent	Score	RPI	S	Opponent	Score	RPI	S	Opponent	Score	
11	A	Iowa St.	60 70	37	A	Buffalo	64 93	75	A	Kent St.	78 87	126 H Yale 89 80
25	A	Central Mich.	52 76	39	H	Ohio	53 69	89	H	Toledo	54 52	141 H Akron 70 59
25	H	Central Mich.	66 89	45	A	Miami (OH)	45 70	92	H	UNI	70 59	150 A Southern Ill. 73 82
				45	H	Miami (OH)	82 71					170 A Montana 70 86
				49	A	Indiana	73 91					201 A Eastern Mich. 68 65
												201 H Eastern Mich. 70 60
												208 A Ball St. 93 83
												224 A Bowling Green 66 52
												224 H Bowling Green 88 47
												225 N Nevada 98 69
												233 N Western Ill. 86 61
												268 H Western Mich. 77 64
												282 H Brown 109 102
												287 H Eastern Ill. 78 59
												310 H North Dakota St. 81 63
												350 H Chicago St. 114 52
LAST 12 Division I GAMES:												
225	N	Nevada	98 69	45	A	Miami (OH)	45 70					
92	H	UNI	70 59	208	A	Ball St.	93 83					
11	A	Iowa St.	60 70	224	H	Bowling Green	88 47					
201	H	Eastern Mich.	70 60	201	A	Eastern Mich.	68 65					
25	A	Central Mich.	52 76	268	H	Western Mich.	77 64					
89	H	Toledo	54 52	37	A	Buffalo	64 93					

Non-Div I Games:

Northern Ill.

Northern Ky.

Through Games Of March 1, 2019

Average RPI Win:	263	WON-LOST	WINNING	LAST 10	STRENGTH OF	OPP. STRENGTH	TEAM	ADJ.	CONF.	ADJ CONF.
Average RPI Loss:	129	RECORD	PCT. RANK	GAMES	SCHEDULE	OF SCHEDULE	RPI	RPI	RPI	RPI
DIV. I ONLY	9- 17	262	1- 0	148	215	240	240	20	20	
DIV. I NON-CONF.	0- 9	336	0- 0	48	138	286	286	18	18	
TOTALS	RPI 1-25	RPI 26-50	W-L RECORDS	RPI 51-100	RPI 101-150	RPI 150+				
9- 17	0- 1	0- 0	OVERALL	0- 7	2- 4	7- 5				
7- 4	0- 0	0- 0	HOME	0- 3	2- 0	5- 1				
2- 10	0- 1	0- 0	AWAY	0- 3	0- 3	2- 3				
0- 3	0- 0	0- 0	NEUTRAL	0- 1	0- 1	0- 1				
0- 9	0- 1	0- 0	NON-CONFERENCE	0- 3	0- 2	0- 3				
0- 2	0- 0	0- 0	HOME	0- 1	0- 0	0- 1				
0- 4	0- 1	0- 0	AWAY	0- 1	0- 1	0- 1				
0- 3	0- 0	0- 0	NEUTRAL	0- 1	0- 1	0- 1				
9- 8	0- 0	0- 0	CONFERENCE	0- 4	2- 2	7- 2				
7- 2	0- 0	0- 0	HOME	0- 2	2- 0	5- 0				
2- 6	0- 0	0- 0	AWAY	0- 2	0- 2	2- 2				
0- 0	0- 0	0- 0	NEUTRAL	0- 0	0- 0	0- 0				

RPI S	Opponent	Score	RPI S	Opponent	Score	RPI S	Opponent	Score	RPI S	Opponent	Score	Team's RPI: 240
3	A Louisville	59 92				62	H Belmont	53 71	117	A Providence	43 48	
						67	A Wright St.	56 78	119	A Youngstown St.	66 77	
						67	H Wright St.	55 61	119	H Youngstown St.	65 62	
						68	A Green Bay	42 70	138	A IUPUI	48 70	
						68	H Green Bay	61 81	138	H IUPUI	60 57	
						75	A Kent St.	61 62	141	N Akron	60 77	
						96	N Pepperdine	46 51	154	H Illinois St.	53 58	
									192	A Milwaukee	38 59	
									192	H Milwaukee	55 54	
									256	A Austin Peay	48 52	
									285	A Cleveland St.	47 76	
									285	H Cleveland St.	74 55	
									288	N La Salle	56 74	
									313	A Oakland	74 63	
									313	H Oakland	72 50	
									332	H Detroit Mercy	68 56	
									339	A UIC	67 49	
									339	H UIC	78 44	
LAST 12 Division I GAMES:												
313	A Oakland	74 63	339	H UIC	78 44							
285	H Cleveland St.	74 55	138	H IUPUI	60 57							
119	H Youngstown St.	65 62	313	H Oakland	72 50							
67	A Wright St.	56 78	332	H Detroit Mercy	68 56							
192	A Milwaukee	38 59	119	A Youngstown St.	66 77							
68	A Green Bay	42 70	285	A Cleveland St.	47 76							

Non-Div I Games: Alderson Broadus 73 32

Northern Ky.

Loss, Non-Conf, S Site, H Home A Away N Neutral

Northwestern

Through Games Of March 1, 2019

Average RPI Win:	154	WON-LOST	WINNING	LAST 10	STRENGTH OF	OPP. STRENGTH	TEAM	ADJ.	CONF.	ADJ CONF.
Average RPI Loss:	70	RECORD	PCT. RANK	GAMES	SCHEDULE	OF SCHEDULE	RPI	RPI	RPI	RPI
DIV. I ONLY	16- 12	136	0- 1	100	41	113	113	4	4	
DIV. I NON-CONF.	7- 4	108	0- 1	245	33	158	158	6	6	
TOTALS	RPI 1-25	RPI 26-50	W-L RECORDS	RPI 51-100	RPI 101-150	RPI 150+				
16- 12	0- 3	3- 2	OVERALL	4- 3	2- 4	7- 0				
10- 5	0- 1	2- 0	HOME	2- 2	2- 2	4- 0				
5- 6	0- 2	1- 2	AWAY	2- 1	0- 1	2- 0				
1- 1	0- 0	0- 0	NEUTRAL	0- 0	0- 1	1- 0				
7- 4	0- 2	0- 0	NON-CONFERENCE	2- 0	1- 2	4- 0				
4- 2	0- 1	0- 0	HOME	1- 0	1- 1	2- 0				
2- 1	0- 1	0- 0	AWAY	1- 0	0- 0	1- 0				
1- 1	0- 0	0- 0	NEUTRAL	0- 0	0- 1	1- 0				
9- 8	0- 1	3- 2	CONFERENCE	2- 3	1- 2	3- 0				
6- 3	0- 0	2- 0	HOME	1- 2	1- 1	2- 0				
3- 5	0- 1	1- 2	AWAY	1- 1	0- 1	1- 0				
0- 0	0- 0	0- 0	NEUTRAL	0- 0	0- 0	0- 0				

RPI 1-25				RPI 26-50				RPI 51-100				RPI 101+ Team's RPI: 113			
RPI	S	Opponent	Score	RPI	S	Opponent	Score	RPI	S	Opponent	Score	RPI	S	Opponent	Score
12	H	Marquette	57 76	26	A	Rutgers	41 45	68	A	Green Bay	57 55	105	A	Minnesota	64 73
14	A	Maryland	57 72	40	H	Michigan St.	70 62	74	H	Ohio St.	76 59	105	H	Minnesota	54 61
24	A	DePaul	60 76	46	A	Michigan	78 79	78	A	Purdue	58 61	116	H	UT Martin	90 64
				49	A	Indiana	75 69	78	H	Purdue	54 57	122	H	Pittsburgh	49 52
				49	H	Indiana	69 49	82	H	Duke	84 58	127	H	Penn St.	78 63
								87	A	Nebraska	58 54	147	N	Kansas	57 66
								87	H	Nebraska	64 71	187	H	Wisconsin	72 46
												214	A	Illinois	64 56
												214	H	Illinois	68 45
												223	A	Florida	83 74
												246	N	Wichita St.	65 43
												339	H	UIC	87 44
												350	H	Chicago St.	97 35
LAST 12 Division I GAMES:															
147	N	Kansas	57 66	14	A	Maryland	57 72								
49	H	Indiana	69 49	74	H	Ohio St.	76 59								
87	H	Nebraska	64 71	105	H	Minnesota	54 61								
78	A	Purdue	58 61	214	A	Illinois	64 56								
127	H	Penn St.	78 63	87	A	Nebraska	58 54								
105	A	Minnesota	64 73	187	H	Wisconsin	72 46								

Non-Div I Games:

Northwestern

■ Loss,
■ Non-Conf,
■ S Site,
■ H Home
■ A Away
N Neutral

Average RPI Win:	329	WON-LOST	WINNING	LAST 10	STRENGTH OF	OPP. STRENGTH	TEAM	ADJ.	CONF.	ADJ CONF.
Average RPI Loss:	179	RECORD	PCT. RANK	GAMES	SCHEDULE	OF SCHEDULE	RPI	RPI	RPI	RPI
DIV. I ONLY	5- 17	309	0- 0	309	272	329	329	25	25	
DIV. I NON-CONF.	1- 6	318	0- 0	303	122	340	340	23	23	
TOTALS	RPI 1-25	RPI 26-50	W-L RECORDS	RPI 51-100	RPI 101-150	RPI 150+				
5- 17	0- 0	0- 1	OVERALL	0- 4	0- 1	5- 11				
4- 5	0- 0	0- 0	HOME	0- 2	0- 0	4- 3				
1- 12	0- 0	0- 1	AWAY	0- 2	0- 1	1- 8				
0- 0	0- 0	0- 0	NEUTRAL	0- 0	0- 0	0- 0				
1- 6	0- 0	0- 1	NON-CONFERENCE	0- 1	0- 1	1- 3				
1- 1	0- 0	0- 0	HOME	0- 0	0- 0	1- 1				
0- 5	0- 0	0- 1	AWAY	0- 1	0- 1	0- 2				
0- 0	0- 0	0- 0	NEUTRAL	0- 0	0- 0	0- 0				
4- 11	0- 0	0- 0	CONFERENCE	0- 3	0- 0	4- 8				
3- 4	0- 0	0- 0	HOME	0- 2	0- 0	3- 2				
1- 7	0- 0	0- 0	AWAY	0- 1	0- 0	1- 6				
0- 0	0- 0	0- 0	NEUTRAL	0- 0	0- 0	0- 0				

RPI 1-25			RPI 26-50			RPI 51-100			RPI 101+ Team's RPI: 329		
RPI	S	Opponent	Score	RPI	S	Opponent	Score	RPI	S	Opponent	Score
				28	A	Texas	66 104	64	H	Lamar University	70 94
								79	A	SFA	56 84
								79	H	SFA	67 87
								99	A	Arkansas	53 98
										Oklahoma	56 93
										Alabama	73 87
										Abilene Christian	63 72
										Nicholls St.	86 97
										Southern Miss.	54 69
										Sam Houston St.	55 66
										A&M-Corpus Christi	55 79
										Central Ark.	52 74
										New Orleans	73 84
										New Orleans	62 67
										Incarinate Word	91 100
										Southeastern La.	58 47
										La.-Monroe	55 63
										McNeese	89 73
										McNeese	82 63
										Houston Baptist	63 46
										Alcorn	78 65
LAST 12 Division I GAMES:											
				303	A	Incarinate Word	91 100	269	A	Central Ark.	52 74
				337	H	Houston Baptist	63 46	290	H	New Orleans	62 67
				79	H	SFA	67 87	306	H	Southeastern La.	58 47
				64	H	Lamar University	70 94	184	A	Sam Houston St.	55 66
				325	A	McNeese	89 73	159	H	Abilene Christian	63 72
				290	A	New Orleans	73 84	79	A	SFA	56 84

Non-Div I Games: Loyola (LA) 71 66 Central Baptist 82 56 LeTourneau 100 40 Centenary (LA) 94 51 Northwestern St.

Notre Dame

Through Games Of March 1, 2019

Average RPI Win:	66	WON-LOST	WINNING	LAST 10	STRENGTH OF	OPP. STRENGTH	TEAM	ADJ.	CONF.	ADJ CONF.
Average RPI Loss:	19	RECORD	PCT. RANK	GAMES	SCHEDULE	OF SCHEDULE	RPI	RPI	RPI	RPI
DIV. I ONLY	26- 3	5	1- 0	1	2	1	1	1	1	1
DIV. I NON-CONF.	13- 1	9	1- 0	1	7	1	1	1	1	1
TOTALS	RPI 1-25	RPI 26-50	W-L RECORDS	RPI 51-100	RPI 101-150	RPI 150+				
26- 3	10- 2	2- 1	OVERALL	7- 0	6- 0	1- 0				
13- 1	3- 1	1- 0	HOME	3- 0	5- 0	1- 0				
10- 2	4- 1	1- 1	AWAY	4- 0	1- 0	0- 0				
3- 0	3- 0	0- 0	NEUTRAL	0- 0	0- 0	0- 0				
13- 1	6- 1	0- 0	NON-CONFERENCE	4- 0	2- 0	1- 0				
6- 1	1- 1	0- 0	HOME	2- 0	2- 0	1- 0				
4- 0	2- 0	0- 0	AWAY	2- 0	0- 0	0- 0				
3- 0	3- 0	0- 0	NEUTRAL	0- 0	0- 0	0- 0				
13- 2	4- 1	2- 1	CONFERENCE	3- 0	4- 0	0- 0				
7- 0	2- 0	1- 0	HOME	1- 0	3- 0	0- 0				
6- 2	2- 1	1- 1	AWAY	2- 0	1- 0	0- 0				
0- 0	0- 0	0- 0	NEUTRAL	0- 0	0- 0	0- 0				

RPI	S	Opponent	Score	RPI	S	Opponent	Score	RPI	S	Opponent	Score	RPI	S	Opponent	Score
3	H	Louisville	82 68	33	A	North Carolina	73 78	52	A	Clemson	101 63	115	A	Boston College	97 47
6	H	UConn	71 89	42	A	Georgia Tech	76 55	58	A	Virginia Tech	80 51	115	H	Boston College	92 63
7	A	NC State	95 72	42	H	Georgia Tech	90 50	65	A	Tennessee	77 62	121	H	Western Ky.	94 53
8	H	Iowa	105 71					66	H	Penn	75 55	122	H	Pittsburgh	100 44
10	A	Syracuse	98 68					82	H	Duke	89 61	136	H	Lehigh	95 68
12	A	Marquette	87 63					83	H	Harvard	103 58	143	H	Wake Forest	78 48
13	N	Gonzaga	81 65					89	A	Toledo	72 56	250	H	Binghamton	103 53
19	A	Miami (FL)	65 72												
20	N	Oregon St.	91 81												
22	H	Florida St.	97 70												
23	N	Drake	82 64												
24	A	DePaul	101 77												
LAST 12 Division I GAMES:															
20	N	Oregon St.	91 81	22	H	Florida St.	97 70								
23	N	Drake	82 64	19	A	Miami (FL)	65 72								
10	A	Syracuse	98 68	42	H	Georgia Tech	90 50								
82	H	Duke	89 61	52	A	Clemson	101 63								
7	A	NC State	95 72	33	A	North Carolina	73 78								
115	A	Boston College	97 47	65	A	Tennessee	77 62								

Non-Div I Games:

Notre Dame

Loss, Non-Conf, S Site, H Home A Away N Neutral

Average RPI Win: 320	WON-LOST	WINNING	LAST 10	STRENGTH OF	OPP. STRENGTH	TEAM	ADJ.	CONF.	ADJ CONF.
Average RPI Loss: 145	RECORD	PCT. RANK	GAMES	SCHEDULE	OF SCHEDULE	RPI	RPI	RPI	RPI
DIV. I ONLY	4- 22	329	0- 1	178	200	313	313	20	20
DIV. I NON-CONF.	1- 8	322	0- 0	27	102	236	236	18	18
TOTALS	RPI 1-25	RPI 26-50	W-L RECORDS	RPI 51-100	RPI 101-150	RPI 150+			
4- 22	0- 1	0- 3	OVERALL	0- 4	0- 5	4- 9			
3- 9	0- 0	0- 3	HOME	0- 1	0- 2	3- 3			
1- 12	0- 1	0- 0	AWAY	0- 3	0- 2	1- 6			
0- 1	0- 0	0- 0	NEUTRAL	0- 0	0- 1	0- 0			
1- 8	0- 1	0- 3	NON-CONFERENCE	0- 1	0- 1	1- 2			
1- 3	0- 0	0- 3	HOME	0- 0	0- 0	1- 0			
0- 4	0- 1	0- 0	AWAY	0- 1	0- 0	0- 2			
0- 1	0- 0	0- 0	NEUTRAL	0- 0	0- 1	0- 0			
3- 14	0- 0	0- 0	CONFERENCE	0- 3	0- 4	3- 7			
2- 6	0- 0	0- 0	HOME	0- 1	0- 2	2- 3			
1- 8	0- 0	0- 0	AWAY	0- 2	0- 2	1- 4			
0- 0	0- 0	0- 0	NEUTRAL	0- 0	0- 0	0- 0			

RPI 1-25				RPI 26-50				RPI 51-100				RPI 101+				Team's RPI: 313	
RPI	S	Opponent	Score	RPI	S	Opponent	Score	RPI	S	Opponent	Score	RPI	S	Opponent	Score		
25	A	Central Mich.	61 104	40	H	Michigan St.	58 102	67	A	Wright St.	58 69	119	A	Youngstown St.	61 76		
				46	H	Michigan	59 85	68	A	Green Bay	32 72	119	H	Youngstown St.	55 69		
				49	H	Indiana	32 59	68	H	Green Bay	53 77	138	A	IUPUI	53 82		
								75	A	Kent St.	65 75	138	H	IUPUI	70 76		
												141	N	Akron	65 85		
												154	A	Illinois St.	56 62		
												160	A	Bradley	64 73		
												192	A	Milwaukee	53 83		
												192	H	Milwaukee	52 79		
												240	A	Northern Ky.	50 72		
												240	H	Northern Ky.	63 74		
												277	H	Canisius	71 60		
												285	A	Cleveland St.	90 98		
												285	H	Cleveland St.	62 64		
												332	A	Detroit Mercy	76 65		
												332	H	Detroit Mercy	74 67		
												339	A	UIC	65 69		
												339	H	UIC	74 57		
LAST 12 Division I GAMES:																	
240	H	Northern Ky.	63 74	285	A	Cleveland St.	90 98	119	A	Youngstown St.	61 76						
192	A	Milwaukee	53 83	240	A	Northern Ky.	50 72	67	A	Wright St.	58 69						
68	A	Green Bay	32 72	68	H	Green Bay	53 77	192	H	Milwaukee	52 79						
339	H	UIC	74 57														
138	H	IUPUI	70 76														
332	A	Detroit Mercy	76 65														

Non-Div I Games: Grace Bible (MI) 94 48 Rochester College 64 46

Oakland

Loss, Non-Conf, S Site, H Home A Away N Neutral

Average RPI Win:	171	WON-LOST	WINNING	LAST 10	STRENGTH OF	OPP. STRENGTH	TEAM	ADJ.	CONF.	ADJ CONF.
Average RPI Loss:	49	RECORD	PCT. RANK	GAMES	SCHEDULE	OF SCHEDULE	RPI	RPI	RPI	RPI
DIV. I ONLY	22- 4	13	0- 1	129	88	39	39	7	7	
DIV. I NON-CONF.	11- 0	1	0- 0	278	179	43	43	9	9	
TOTALS	RPI 1-25	RPI 26-50	W-L RECORDS	RPI 51-100	RPI 101-150	RPI 150+				
22- 4	1- 1	1- 2	OVERALL	5- 1	4- 0	11- 0				
11- 3	0- 1	0- 2	HOME	2- 0	2- 0	7- 0				
9- 1	1- 0	1- 0	AWAY	2- 1	2- 0	3- 0				
2- 0	0- 0	0- 0	NEUTRAL	1- 0	0- 0	1- 0				
11- 0	0- 0	0- 0	NON-CONFERENCE	3- 0	2- 0	6- 0				
6- 0	0- 0	0- 0	HOME	1- 0	1- 0	4- 0				
3- 0	0- 0	0- 0	AWAY	1- 0	1- 0	1- 0				
2- 0	0- 0	0- 0	NEUTRAL	1- 0	0- 0	1- 0				
11- 4	1- 1	1- 2	CONFERENCE	2- 1	2- 0	5- 0				
5- 3	0- 1	0- 2	HOME	1- 0	1- 0	3- 0				
6- 1	1- 0	1- 0	AWAY	1- 1	1- 0	2- 0				
0- 0	0- 0	0- 0	NEUTRAL	0- 0	0- 0	0- 0				

RPI	S	Opponent	Score	RPI	S	Opponent	Score	Team's RPI: 39	RPI	S	Opponent	Score	RPI	S	Opponent	Score
25	A	Central Mich.	78 75	37	A	Buffalo	74 71		64	N	Lamar University	87 62	103	A	Northern Ill.	69 53
25	H	Central Mich.	70 88	37	H	Buffalo	43 73		71	A	American	77 67	125	H	UNCW	95 72
				45	H	Miami (OH)	61 67		75	A	Kent St.	69 67	138	A	IUPUI	73 66
									75	H	Kent St.	83 81	141	H	Akron	92 70
									78	H	Purdue	80 73	201	H	Eastern Mich.	85 44
									89	A	Toledo	50 76	208	A	Ball St.	90 75
													208	H	Ball St.	94 62
													224	A	Bowling Green	82 79
													250	H	Binghamton	86 49
													258	N	St. Bonaventure	70 53
													268	H	Western Mich.	70 56
													275	A	Richmond	109 58
													285	H	Cleveland St.	72 54
													330	H	Coppin St.	87 62
													333	H	Eastern Ky.	100 60
LAST 12 Division I GAMES:																
37	H	Buffalo	43 73	208	H	Ball St.	94 62									
75	A	Kent St.	69 67	45	H	Miami (OH)	61 67									
268	H	Western Mich.	70 56	224	A	Bowling Green	82 79									
89	A	Toledo	50 76	103	A	Northern Ill.	69 53									
25	A	Central Mich.	78 75	201	H	Eastern Mich.	85 44									
141	H	Akron	92 70	75	H	Kent St.	83 81									

Non-Div I Games:

Ohio

Average RPI Win: 127		WON-LOST	WINNING	LAST 10	STRENGTH OF	OPP. STRENGTH	TEAM	ADJ.	CONF.	ADJ CONF.
Average RPI Loss: 64		RECORD	PCT. RANK	GAMES	SCHEDULE	OF SCHEDULE	RPI	RPI	RPI	RPI
DIV. I ONLY		14- 12	154	1- 0	36	28	74	74	4	4
DIV. I NON-CONF.		4- 5	190	0- 0	126	9	191	191	6	6
TOTALS		RPI 1-25	RPI 26-50		W-L RECORDS		RPI 51-100	RPI 101-150	RPI 150+	
14- 12	0- 4	5- 1		OVERALL		1- 4	3- 2	5- 1		
9- 4	0- 2	3- 0		HOME		1- 1	1- 1	4- 0		
5- 6	0- 2	2- 1		AWAY		0- 1	2- 1	1- 1		
0- 2	0- 0	0- 0		NEUTRAL		0- 2	0- 0	0- 0		
4- 5	0- 1	1- 0		NON-CONFERENCE		1- 2	0- 1	2- 1		
4- 1	0- 0	1- 0		HOME		1- 0	0- 1	2- 0		
0- 2	0- 1	0- 0		AWAY		0- 0	0- 0	0- 1		
0- 2	0- 0	0- 0		NEUTRAL		0- 2	0- 0	0- 0		
10- 7	0- 3	4- 1		CONFERENCE		0- 2	3- 1	3- 0		
5- 3	0- 2	2- 0		HOME		0- 1	1- 0	2- 0		
5- 4	0- 1	2- 1		AWAY		0- 1	2- 1	1- 0		
0- 0	0- 0	0- 0		NEUTRAL		0- 0	0- 0	0- 0		

RPI	S	Opponent	Score	RPI	S	Opponent	Score	RPI	S	Opponent	Score	RPI	S	Opponent	Score
6	A	UConn	53 85	26	A	Rutgers	59 39	58	N	Virginia Tech	73 81	105	A	Minnesota	65 55
8	H	Iowa	52 78	33	H	North Carolina	76 69	63	N	Butler	53 66	113	A	Northwestern	59 76
14	A	Maryland	69 75	40	A	Michigan St.	77 70	78	A	Purdue	42 60	123	H	South Fla.	47 71
14	H	Maryland	57 70	40	H	Michigan St.	65 55	85	H	Cincinnati	69 56	127	A	Penn St.	76 71
				46	A	Michigan	58 62	87	H	Nebraska	69 78	127	H	Penn St.	78 73
				49	H	Indiana	55 50					163	A	Washington	59 69
												187	A	Wisconsin	61 50
												187	H	Wisconsin	70 68
												214	H	Illinois	78 70
												223	H	Florida	46 41
												332	H	Detroit Mercy	55 41
LAST 12 Division I GAMES:															
187	A	Wisconsin	61 50	113	A	Northwestern	59 76								
40	A	Michigan St.	77 70	214	H	Illinois	78 70								
187	H	Wisconsin	70 68	105	A	Minnesota	65 55								
26	A	Rutgers	59 39	14	H	Maryland	57 70								
8	H	Iowa	52 78	46	A	Michigan	58 62								
127	H	Penn St.	78 73	127	A	Penn St.	76 71								

Non-Div I Games:

Ohio St.

■ Loss,
 ■ Non-Conf, S Site,
 ■ Home
 ■ Away
 N Neutral

Oklahoma

Through Games Of March 1, 2019

Average RPI Win:	177	WON-LOST	WINNING	LAST 10	STRENGTH OF	OPP. STRENGTH	TEAM	ADJ.	CONF.	ADJ CONF.
Average RPI Loss:	50	RECORD	PCT. RANK	GAMES	SCHEDULE	OF SCHEDULE	RPI	RPI	RPI	RPI
DIV. I ONLY	8- 19	279	0- 1	7	27	131	131	3	3	
DIV. I NON-CONF.	4- 7	228	0- 1	32	77	154	154	3	3	
TOTALS	RPI 1-25	RPI 26-50	W-L RECORDS	RPI 51-100	RPI 101-150	RPI 150+				
8- 19	0- 6	0- 6	OVERALL	1- 3	4- 4	3- 0				
6- 7	0- 4	0- 2	HOME	0- 1	4- 0	2- 0				
2- 10	0- 2	0- 4	AWAY	1- 1	0- 3	1- 0				
0- 2	0- 0	0- 0	NEUTRAL	0- 1	0- 1	0- 0				
4- 7	0- 2	0- 1	NON-CONFERENCE	0- 2	1- 2	3- 0				
3- 2	0- 2	0- 0	HOME	0- 0	1- 0	2- 0				
1- 3	0- 0	0- 1	AWAY	0- 1	0- 1	1- 0				
0- 2	0- 0	0- 0	NEUTRAL	0- 1	0- 1	0- 0				
4- 12	0- 4	0- 5	CONFERENCE	1- 1	3- 2	0- 0				
3- 5	0- 2	0- 2	HOME	0- 1	3- 0	0- 0				
1- 7	0- 2	0- 3	AWAY	1- 0	0- 2	0- 0				
0- 0	0- 0	0- 0	NEUTRAL	0- 0	0- 0	0- 0				

RPI 1-25				RPI 26-50				RPI 51-100				RPI 101+ Team's RPI: 131			
RPI	S	Opponent	Score	RPI	S	Opponent	Score	RPI	S	Opponent	Score	RPI	S	Opponent	Score
2	A	Baylor	53 87	28	A	Texas	63 73	51	A	New Mexico	80 84	104	N	UAB	84 89
2	H	Baylor	53 74	28	H	Texas	67 76	52	N	Clemson	62 74	121	H	Western Ky.	90 83
6	H	UConn	63 72	34	A	Kansas St.	56 86	72	A	West Virginia	80 69	123	A	South Fla.	70 87
11	A	Iowa St.	78 104	34	H	Kansas St.	75 83	72	H	West Virginia	55 66	128	A	Oklahoma St.	74 84
11	H	Iowa St.	70 91	41	A	TCU	71 86					128	H	Oklahoma St.	75 66
24	H	DePaul	76 87	50	A	Auburn	79 95					144	H	Texas Tech	66 61
LAST 12 Division I GAMES:															
		52 N	Clemson	62		74				34		H	Kansas St.	75	83
		128	H	Oklahoma St.	75		66			128		A	Oklahoma St.	74	84
		72	A	West Virginia	80		69			28		H	Texas	67	76
		11	H	Iowa St.	70		91			147		A	Kansas	79	88
		2	A	Baylor	53		87			2		H	Baylor	53	74
		147	H	Kansas	78		67			41		A	TCU	71	86

Non-Div I Games:

Oklahoma

■ Loss,
■ Non-Conf,
■ S Site,
■ H Home
■ A Away
N Neutral

Oklahoma St.

Through Games Of March 1, 2019

Average RPI Win:	181	WON-LOST	WINNING	LAST 10	STRENGTH OF	OPP. STRENGTH	TEAM	ADJ.	CONF.	ADJ CONF.
Average RPI Loss:	51	RECORD	PCT. RANK	GAMES	SCHEDULE	OF SCHEDULE	RPI	RPI	RPI	RPI
DIV. I ONLY	14- 13	167	0- 1	78	33	128	128	3	3	
DIV. I NON-CONF.	9- 2	43	0- 0	244	157	99	99	3	3	
TOTALS	RPI 1-25	RPI 26-50	W-L RECORDS	RPI 51-100	RPI 101-150	RPI 150+				
14- 13	0- 3	1- 5	OVERALL	0- 3	5- 2	8- 0				
12- 5	0- 2	1- 1	HOME	0- 2	4- 0	7- 0				
2- 8	0- 1	0- 4	AWAY	0- 1	1- 2	1- 0				
0- 0	0- 0	0- 0	NEUTRAL	0- 0	0- 0	0- 0				
9- 2	0- 0	0- 1	NON-CONFERENCE	0- 1	1- 0	8- 0				
8- 1	0- 0	0- 0	HOME	0- 1	1- 0	7- 0				
1- 1	0- 0	0- 1	AWAY	0- 0	0- 0	1- 0				
0- 0	0- 0	0- 0	NEUTRAL	0- 0	0- 0	0- 0				
5- 11	0- 3	1- 4	CONFERENCE	0- 2	4- 2	0- 0				
4- 4	0- 2	1- 1	HOME	0- 1	3- 0	0- 0				
1- 7	0- 1	0- 3	AWAY	0- 1	1- 2	0- 0				
0- 0	0- 0	0- 0	NEUTRAL	0- 0	0- 0	0- 0				

RPI S Opponent	Score	RPI S Opponent	Score	RPI S Opponent	Score	RPI S Opponent	Score	Team's RPI: 128
2 H Baylor	58 66	28 A Texas	51 60	65 H Tennessee	63 76	131 A Oklahoma	66 75	
11 A Iowa St.	67 89	28 H Texas	55 61	72 A West Virginia	58 67	131 H Oklahoma	84 74	
11 H Iowa St.	71 84	30 A UCLA	59 71	72 H West Virginia	54 77	135 H UC Riverside	76 51	
		34 A Kansas St.	48 59			144 A Texas Tech	78 90	
		41 A TCU	55 69			144 H Texas Tech	65 57	
		41 H TCU	75 71			147 A Kansas	72 62	
						147 H Kansas	72 52	
						168 H Texas St.	66 55	
						169 H Oral Roberts	89 69	
						180 H Arkansas St.	62 60	
						200 H Grambling	86 40	
						207 H Prairie View	70 50	
						246 A Wichita St.	60 47	
						279 H Samford	82 62	
						337 H Houston Baptist	77 44	
LAST 12 Division I GAMES:								
131 A Oklahoma	66 75	131 H Oklahoma	84 74	41 A TCU	55 69			
147 H Kansas	72 52	2 H Baylor	58 66	11 H Iowa St.	71 84			
72 H West Virginia	54 77	34 A Kansas St.	48 59	144 A Kansas	72 62			
11 A Iowa St.	67 89							
28 H Texas	55 61							
144 A Texas Tech	78 90							

Non-Div I Games:

Oklahoma St.

Loss, Non-Conf, S Site, H Home A Away N Neutral

Old Dominion

Through Games Of March 1, 2019

Average RPI Win:	206	WON-LOST	WINNING	LAST 10	STRENGTH OF	OPP. STRENGTH	TEAM	ADJ.	CONF.	ADJ CONF.
Average RPI Loss:	95	RECORD	PCT. RANK	GAMES	SCHEDULE	OF SCHEDULE	RPI	RPI	RPI	RPI
DIV. I ONLY	17- 9	87	0- 1	106	152	90	90	14	14	
DIV. I NON-CONF.	9- 3	61	0- 1	71	196	44	44	17	17	
TOTALS	RPI 1-25	RPI 26-50	W-L RECORDS	RPI 51-100	RPI 101-150	RPI 150+				
17- 9	0- 1	0- 1	OVERALL	2- 1	1- 5	14- 1				
9- 3	0- 0	0- 0	HOME	1- 0	1- 3	7- 0				
6- 5	0- 1	0- 1	AWAY	1- 0	0- 2	5- 1				
2- 1	0- 0	0- 0	NEUTRAL	0- 1	0- 0	2- 0				
9- 3	0- 1	0- 0	NON-CONFERENCE	1- 1	1- 1	7- 0				
4- 1	0- 0	0- 0	HOME	0- 0	1- 1	3- 0				
3- 1	0- 1	0- 0	AWAY	1- 0	0- 0	2- 0				
2- 1	0- 0	0- 0	NEUTRAL	0- 1	0- 0	2- 0				
8- 6	0- 0	0- 1	CONFERENCE	1- 0	0- 4	7- 1				
5- 2	0- 0	0- 0	HOME	1- 0	0- 2	4- 0				
3- 4	0- 0	0- 1	AWAY	0- 0	0- 2	3- 1				
0- 0	0- 0	0- 0	NEUTRAL	0- 0	0- 0	0- 0				

RPI 1-25				RPI 26-50				RPI 51-100 Team's RPI: 90				RPI 101+			
RPI	S	Opponent	Score	RPI	S	Opponent	Score	RPI	S	Opponent	Score	RPI	S	Opponent	Score
7	A	NC State	56 85	31	A	Rice	42 48	53	N	Saint Mary's (CA)	65 83	102	H	Virginia	67 73
								60	H	Middle Tenn.	70 65	104	H	UAB	61 69
								85	A	Cincinnati	76 72	106	H	VCU	60 57
												118	A	Charlotte	59 69
												118	H	Charlotte	53 60
												121	A	Western Ky.	60 75
												155	H	William & Mary	83 69
												161	N	Tennessee Tech	80 73
												164	A	Tulane	56 48
												172	A	Louisiana Tech	70 59
												175	A	North Texas	72 71
												181	A	Southern Miss.	53 50
												203	A	Marshall	48 57
												215	A	Campbell	83 59
												229	N	Jacksonville	78 76
												263	H	Norfolk St.	69 53
												280	H	UTEP	78 59
												305	H	Fla. Atlantic	87 53
												307	H	UTSA	72 47
												315	H	FIU	95 68
												330	H	Coppin St.	81 51
LAST 12 Division I GAMES:															
		53	N	Saint Mary's (CA)	65	83		175	A	North Texas	72	71			
		118	H	Charlotte	53	60		307	H	UTSA	72	47			
		118	A	Charlotte	59	69		280	H	UTEP	78	59			
		60	H	Middle Tenn.	70	65		181	A	Southern Miss.	53	50			
		104	H	UAB	61	69		172	A	Louisiana Tech	70	59			
		31	A	Rice	42	48		315	H	FIU	95	68			

Non-Div I Games:

Old Dominion

 Loss,
 Non-Conf,
 S Site,
 H Home
 A Away
N Neutral

Average RPI Win:	220	WON-LOST	WINNING	LAST 10	STRENGTH OF	OPP. STRENGTH	TEAM	ADJ.	CONF.	ADJ CONF.
Average RPI Loss:	83	RECORD	PCT. RANK	GAMES	SCHEDULE	OF SCHEDULE	RPI	RPI	RPI	RPI
DIV. I ONLY	9- 20	273	0- 1	70	78	212	212	5	5	
DIV. I NON-CONF.	6- 8	199	0- 0	155	233	251	251	5	5	
TOTALS	RPI 1-25	RPI 26-50	W-L RECORDS	RPI 51-100	RPI 101-150	RPI 150+				
9- 20	1- 5	0- 3	OVERALL	0- 6	0- 2	8- 4				
8- 9	0- 2	0- 2	HOME	0- 3	0- 1	8- 1				
1- 8	1- 2	0- 1	AWAY	0- 2	0- 0	0- 3				
0- 3	0- 1	0- 0	NEUTRAL	0- 1	0- 1	0- 0				
6- 8	0- 1	0- 1	NON-CONFERENCE	0- 2	0- 2	6- 2				
6- 4	0- 0	0- 1	HOME	0- 1	0- 1	6- 1				
0- 1	0- 0	0- 0	AWAY	0- 0	0- 0	0- 1				
0- 3	0- 1	0- 0	NEUTRAL	0- 1	0- 1	0- 0				
3- 12	1- 4	0- 2	CONFERENCE	0- 4	0- 0	2- 2				
2- 5	0- 2	0- 1	HOME	0- 2	0- 0	2- 0				
1- 7	1- 2	0- 1	AWAY	0- 2	0- 0	0- 2				
0- 0	0- 0	0- 0	NEUTRAL	0- 0	0- 0	0- 0				

RPI 1-25				RPI 26-50				RPI 51-100				RPI 101+ Team's RPI: 212			
RPI	S	Opponent	Score	RPI	S	Opponent	Score	RPI	S	Opponent	Score	RPI	S	Opponent	Score
6	N	UConn	50 90	27	A	Missouri	55 78	61	H	LSU	41 55	107	N	St. John's (NY)	59 64
9	A	Mississippi St.	49 80	41	H	TCU	50 55	78	N	Purdue	59 70	138	H	IUPUI	58 66
9	H	Mississippi St.	66 80	50	H	Auburn	51 64	94	H	Troy	54 71	153	A	Alabama	43 46
16	A	South Carolina	42 76					98	A	Georgia	56 78	166	H	Temple	62 55
17	H	Texas A&M	60 72					99	A	Arkansas	61 73	172	A	Louisiana Tech	71 80
21	A	Kentucky	55 49					99	H	Arkansas	55 85	178	A	Vanderbilt	68 80
												178	H	Vanderbilt	65 60
												217	H	Jacksonville St.	49 60
												223	H	Florida	76 66
												252	H	North Florida	82 69
												261	H	Louisiana	79 57
												263	H	Norfolk St.	60 42
												268	H	Western Mich.	69 66
												349	H	Savannah St.	74 51
LAST 12 Division I GAMES:															
153	A	Alabama	43 46	17	H	Texas A&M	60 72								
99	A	Arkansas	61 73	50	H	Auburn	51 64								
9	H	Mississippi St.	66 80	9	A	Mississippi St.	49 80								
98	A	Georgia	56 78	178	A	Vanderbilt	68 80								
178	H	Vanderbilt	65 60	223	H	Florida	76 66								
16	A	South Carolina	42 76	21	A	Kentucky	55 49								

Non-Div I Games:

Ole Miss

■ Loss,
■ Non-Conf,
■ S Site,
■ H Home
■ A Away
N Neutral

Average RPI Win:	322	WON-LOST	WINNING	LAST 10	STRENGTH OF	OPP. STRENGTH	TEAM	ADJ.	CONF.	ADJ CONF.
Average RPI Loss:	156	RECORD	PCT. RANK	GAMES	SCHEDULE	OF SCHEDULE	RPI	RPI	RPI	RPI
DIV. I ONLY	6- 20	303	1- 0	285	240	320	320	19	19	
DIV. I NON-CONF.	4- 7	228	1- 0	279	284	282	282	19	19	
TOTALS	RPI 1-25	RPI 26-50	W-L RECORDS	RPI 51-100	RPI 101-150	RPI 150+				
6- 20	0- 0	0- 5	OVERALL	0- 2	0- 1	6- 12				
4- 8	0- 0	0- 2	HOME	0- 0	0- 0	4- 6				
1- 11	0- 0	0- 3	AWAY	0- 2	0- 1	1- 5				
1- 1	0- 0	0- 0	NEUTRAL	0- 0	0- 0	1- 1				
4- 7	0- 0	0- 1	NON-CONFERENCE	0- 2	0- 1	4- 3				
2- 2	0- 0	0- 0	HOME	0- 0	0- 0	2- 2				
1- 4	0- 0	0- 1	AWAY	0- 2	0- 1	1- 0				
1- 1	0- 0	0- 0	NEUTRAL	0- 0	0- 0	1- 1				
2- 13	0- 0	0- 4	CONFERENCE	0- 0	0- 0	2- 9				
2- 6	0- 0	0- 2	HOME	0- 0	0- 0	2- 4				
0- 7	0- 0	0- 2	AWAY	0- 0	0- 0	0- 5				
0- 0	0- 0	0- 0	NEUTRAL	0- 0	0- 0	0- 0				

RPI S	Opponent	Score	RPI S	Opponent	Score	RPI S	Opponent	Score	RPI S	Opponent	Score	Team's RPI: 320
29	A South Dakota St.	47 81	29	H South Dakota St.	38 82	92	A UNI	50 79	139	A Montana St.	56 59	
34	A Kansas St.	46 61	35	A South Dakota	33 78	93	A Creighton	51 66	151	H CSUN	52 64	
35	H South Dakota	49 80							156	H Denver	68 95	
									160	H Bradley	60 80	
									169	A Oral Roberts	64 65	
									169	H Oral Roberts	56 71	
									215	N Campbell	52 65	
									233	A Western Ill.	70 78	
									233	H Western Ill.	67 79	
									249	A North Dakota	57 68	
									249	H North Dakota	68 69	
									264	H CSU Bakersfield	53 46	
									310	A North Dakota St.	48 55	
									310	H North Dakota St.	78 61	
									332	A Detroit Mercy	51 42	
									334	A Purdue Fort Wayne	48 56	
									334	H Purdue Fort Wayne	70 61	
									341	H USC Upstate	96 69	
									348	N Florida A&M	57 50	
LAST 12 Division I GAMES:												
348	N Florida A&M	57 50	35	A South Dakota	33 78							
169	A Oral Roberts	64 65	249	H North Dakota	68 69							
310	A North Dakota St.	48 55	29	A South Dakota St.	47 81							
334	H Purdue Fort Wayne	70 61	334	A Purdue Fort Wayne	48 56							
29	H South Dakota St.	38 82	35	H South Dakota	49 80							
233	H Western Ill.	67 79	233	A Western Ill.	70 78							

Non-Div I Games: Peru St. 91 44 Graceland (IA) 81 39

Omaha

■ Loss,
 ■ Non-Conf,
 ■ S Site,
 ■ Home
 ■ A Away
 N Neutral

Oral Roberts

Through Games Of March 1, 2019

Average RPI Win:	267	WON-LOST	WINNING	LAST 10	STRENGTH OF	OPP. STRENGTH	TEAM	ADJ.	CONF.	ADJ CONF.
Average RPI Loss:	96	RECORD	PCT. RANK	GAMES	SCHEDULE	OF SCHEDULE	RPI	RPI	RPI	RPI
DIV. I ONLY	15- 12	146	1- 0	231	176	169	169	19	19	
DIV. I NON-CONF.	5- 6	177	0- 0	199	95	173	173	19	19	
TOTALS	RPI 1-25	RPI 26-50	W-L RECORDS	RPI 51-100	RPI 101-150	RPI 150+				
15- 12	0- 1	0- 4	OVERALL	0- 2	0- 3	15- 2				
7- 5	0- 0	0- 2	HOME	0- 1	0- 1	7- 1				
8- 7	0- 1	0- 2	AWAY	0- 1	0- 2	8- 1				
0- 0	0- 0	0- 0	NEUTRAL	0- 0	0- 0	0- 0				
5- 6	0- 1	0- 0	NON-CONFERENCE	0- 2	0- 3	5- 0				
2- 2	0- 0	0- 0	HOME	0- 1	0- 1	2- 0				
3- 4	0- 1	0- 0	AWAY	0- 1	0- 2	3- 0				
0- 0	0- 0	0- 0	NEUTRAL	0- 0	0- 0	0- 0				
10- 6	0- 0	0- 4	CONFERENCE	0- 0	0- 0	10- 2				
5- 3	0- 0	0- 2	HOME	0- 0	0- 0	5- 1				
5- 3	0- 0	0- 2	AWAY	0- 0	0- 0	5- 1				
0- 0	0- 0	0- 0	NEUTRAL	0- 0	0- 0	0- 0				

RPI 1-25				RPI 26-50				RPI 51-100				RPI 101+				Team's RPI: 169	
RPI	S	Opponent	Score	RPI	S	Opponent	Score	RPI	S	Opponent	Score	RPI	S	Opponent	Score		
8	A	Iowa	77 90	29	A	South Dakota St.	55 68	86	H	UT Arlington	62 80	128	A	Oklahoma St.	69 89		
				29	H	South Dakota St.	65 74	99	A	Arkansas	61 74	147	A	Kansas	58 70		
				35	A	South Dakota	64 75					148	H	Tulsa	68 76		
				35	H	South Dakota	72 76					156	A	Denver	76 93		
												156	H	Denver	74 66		
												168	A	Texas St.	81 64		
												184	A	Sam Houston St.	73 62		
												226	H	UMKC	75 64		
												233	A	Western Ill.	92 85		
												233	H	Western Ill.	68 64		
												249	A	North Dakota	80 58		
												249	H	North Dakota	67 75		
												286	H	Southern Utah	64 59		
												310	A	North Dakota St.	65 54		
												310	H	North Dakota St.	101 72		
												320	A	Omaha	71 56		
												320	H	Omaha	65 64		
												334	A	Purdue Fort Wayne	72 61		
												334	H	Purdue Fort Wayne	66 56		
												337	A	Houston Baptist	74 56		
LAST 12 Division I GAMES:																	
				320	H	Omaha	65 64	29	H	South Dakota St.	65 74						
				233	A	Western Ill.	92 85	334	H	Purdue Fort Wayne	66 56						
				249	A	North Dakota	80 58	310	H	North Dakota St.	101 72						
				310	A	North Dakota St.	65 54	156	A	Denver	76 93						
				35	A	South Dakota	64 75	35	H	South Dakota	72 76						
				156	H	Denver	74 66	29	A	South Dakota St.	55 68						

Non-Div I Games: Harris-Stowe 74 46 Cent. Christian (KS94 47

Oral Roberts

Loss, Non-Conf, S Site, H Home A Away N Neutral

Oregon

Through Games Of March 1, 2019

Average RPI Win:	97	WON-LOST	WINNING	LAST 10	STRENGTH OF	OPP. STRENGTH	TEAM	ADJ.	CONF.	ADJ CONF.
Average RPI Loss:	30	RECORD	PCT. RANK	GAMES	SCHEDULE	OF SCHEDULE	RPI	RPI	RPI	RPI
DIV. I ONLY	25- 3	7	1- 0	14	15	5	5	2	2	
DIV. I NON-CONF.	10- 1	17	0- 0	20	48	7	7	2	2	
TOTALS	RPI 1-25	RPI 26-50	W-L RECORDS	RPI 51-100	RPI 101-150	RPI 150+				
25- 3	5- 1	6- 2	OVERALL	4- 0	3- 0	7- 0				
14- 1	4- 0	2- 1	HOME	2- 0	1- 0	5- 0				
10- 2	1- 1	4- 1	AWAY	2- 0	1- 0	2- 0				
1- 0	0- 0	0- 0	NEUTRAL	0- 0	1- 0	0- 0				
10- 1	2- 0	2- 1	NON-CONFERENCE	1- 0	1- 0	4- 0				
6- 0	2- 0	1- 0	HOME	0- 0	0- 0	3- 0				
3- 1	0- 0	1- 1	AWAY	1- 0	0- 0	1- 0				
1- 0	0- 0	0- 0	NEUTRAL	0- 0	1- 0	0- 0				
15- 2	3- 1	4- 1	CONFERENCE	3- 0	2- 0	3- 0				
8- 1	2- 0	1- 1	HOME	2- 0	1- 0	2- 0				
7- 1	1- 1	3- 0	AWAY	1- 0	1- 0	1- 0				
0- 0	0- 0	0- 0	NEUTRAL	0- 0	0- 0	0- 0				

RPI	S	Opponent	Score	RPI	S	Opponent	Score	RPI	S	Opponent	Score	RPI	S	Opponent	Score
4	A	Stanford	88 48	29	A	South Dakota St.	87 79	53	A	Saint Mary's (CA)	79 55	135	N	UC Riverside	94 44
9	H	Mississippi St.	82 74	30	A	UCLA	72 52	70	H	Utah	87 65	146	A	Washington St.	79 64
10	H	Syracuse	75 73	30	H	UCLA	69 74	84	A	Arizona	83 54	146	H	Washington St.	98 58
15	H	Arizona St.	77 71	37	H	Buffalo	102 82	84	H	Arizona	93 60	163	A	Washington	76 57
20	A	Oregon St.	62 67	38	A	California	105 82					163	H	Washington	84 71
20	H	Oregon St.	77 68	40	A	Michigan St.	82 88					167	H	Colorado	102 43
				44	A	Southern California	93 53					182	H	UC Irvine	115 69
				44	H	Southern California	96 78					185	A	Utah St.	88 58
												274	H	Long Beach St.	110 48
												291	H	Air Force	82 36
LAST 12 Division I GAMES:															
84	A	Arizona	83 54	38	A	California	105 82								
44	H	Southern California	96 78	167	H	Colorado	102 43								
30	H	UCLA	69 74	70	H	Utah	87 65								
20	A	Oregon St.	62 67	163	A	Washington	76 57								
20	H	Oregon St.	77 68	146	A	Washington St.	79 64								
4	A	Stanford	88 48	84	H	Arizona	93 60								

Non-Div I Games: Alas. Fairbanks 115 36

Oregon

Loss, Non-Conf, S Site, H Home A Away N Neutral

Average RPI Win:	129	WON-LOST	WINNING	LAST 10	STRENGTH OF	OPP. STRENGTH	TEAM	ADJ.	CONF.	ADJ CONF.
Average RPI Loss:	10	RECORD	PCT. RANK	GAMES	SCHEDULE	OF SCHEDULE	RPI	RPI	RPI	RPI
DIV. I ONLY	23- 6	25	0- 1	58	4	20	20	2	2	
DIV. I NON-CONF.	10- 2	37	0- 1	183	22	61	61	2	2	
TOTALS	RPI 1-25	RPI 26-50	W-L RECORDS	RPI 51-100	RPI 101-150	RPI 150+				
23- 6	2- 6	5- 0	OVERALL	4- 0	3- 0	9- 0				
15- 1	1- 1	2- 0	HOME	4- 0	1- 0	7- 0				
5- 3	0- 3	3- 0	AWAY	0- 0	1- 0	1- 0				
3- 2	1- 2	0- 0	NEUTRAL	0- 0	1- 0	1- 0				
10- 2	1- 2	0- 0	NON-CONFERENCE	2- 0	1- 0	6- 0				
7- 0	0- 0	0- 0	HOME	2- 0	0- 0	5- 0				
0- 0	0- 0	0- 0	AWAY	0- 0	0- 0	0- 0				
3- 2	1- 2	0- 0	NEUTRAL	0- 0	1- 0	1- 0				
13- 4	1- 4	5- 0	CONFERENCE	2- 0	2- 0	3- 0				
8- 1	1- 1	2- 0	HOME	2- 0	1- 0	2- 0				
5- 3	0- 3	3- 0	AWAY	0- 0	1- 0	1- 0				
0- 0	0- 0	0- 0	NEUTRAL	0- 0	0- 0	0- 0				

RPI	S	Opponent	Score	RPI	S	Opponent	Score	RPI	S	Opponent	Score	RPI	S	Opponent	Score
1	N	Notre Dame	81 91	30	A	UCLA	83 73	53	H	Saint Mary's (CA)	89 56	121	N	Western Ky.	74 60
4	A	Stanford	44 61	30	H	UCLA	75 72	70	H	Utah	71 63	146	A	Washington St.	52 35
5	A	Oregon	68 77	38	A	California	82 74	82	H	Duke	71 57	146	H	Washington St.	76 69
5	H	Oregon	67 62	44	A	Southern California	76 52	84	H	Arizona	86 64	163	A	Washington	86 39
15	A	Arizona St.	54 66	44	H	Southern California	68 61					163	H	Washington	78 67
15	H	Arizona St.	76 79									165	H	Santa Clara	82 31
16	N	South Carolina	70 68									167	H	Colorado	89 65
17	N	Texas A&M	70 76									183	N	Eastern Wash.	93 45
												264	H	CSU Bakersfield	92 52
												288	H	La Salle	100 46
												317	H	Cal Poly	79 54
												345	H	Ark.-Pine Bluff	89 33
LAST 12 Division I GAMES:															
1	N	Notre Dame	81 91	5	A	Oregon	68 77								
16	N	South Carolina	70 68	38	A	California	82 74								
15	A	Arizona St.	54 66	4	A	Stanford	44 61								
30	H	UCLA	75 72	70	H	Utah	71 63								
44	H	Southern California	68 61	167	H	Colorado	89 65								
5	H	Oregon	67 62	146	A	Washington St.	52 35								

Non-Div I Games:

Oregon St.

Pacific

Through Games Of March 1, 2019

Average RPI Win: 204		WON-LOST	WINNING	LAST 10	STRENGTH OF	OPP. STRENGTH	TEAM	ADJ.	CONF.	ADJ CONF.
Average RPI Loss: 58		RECORD	PCT. RANK	GAMES	SCHEDULE	OF SCHEDULE	RPI	RPI	RPI	RPI
DIV. I ONLY		17- 11	112	0- 1	103	99	97	97	8	8
DIV. I NON-CONF.		7- 3	83	0- 0	179	201	85	85	7	7
TOTALS		RPI 1-25	RPI 26-50		W-L RECORDS		RPI 51-100	RPI 101-150		RPI 150+
17- 11	0- 3	0- 3		OVERALL		4- 3	1- 1		12- 1	
9- 4	0- 1	0- 1		HOME		3- 0	0- 1		6- 1	
8- 6	0- 2	0- 1		AWAY		1- 3	1- 0		6- 0	
0- 1	0- 0	0- 1		NEUTRAL		0- 0	0- 0		0- 0	
7- 3	0- 1	0- 1		NON-CONFERENCE		2- 1	0- 0		5- 0	
4- 0	0- 0	0- 0		HOME		1- 0	0- 0		3- 0	
3- 2	0- 1	0- 0		AWAY		1- 1	0- 0		2- 0	
0- 1	0- 0	0- 1		NEUTRAL		0- 0	0- 0		0- 0	
10- 8	0- 2	0- 2		CONFERENCE		2- 2	1- 1		7- 1	
5- 4	0- 1	0- 1		HOME		2- 0	0- 1		3- 1	
5- 4	0- 1	0- 1		AWAY		0- 2	1- 0		4- 0	
0- 0	0- 0	0- 0		NEUTRAL		0- 0	0- 0		0- 0	

RPI 1-25				RPI 26-50				RPI 51-100 Team's RPI: 97				RPI 101+			
RPI	S	Opponent	Score	RPI	S	Opponent	Score	RPI	S	Opponent	Score	RPI	S	Opponent	Score
13	A	Gonzaga	65 88	32	A	BYU	49 75	53	A	Saint Mary's (CA)	62 75	109	A	Loyola Marymount	81 75
13	H	Gonzaga	51 63	32	H	BYU	74 77	53	H	Saint Mary's (CA)	76 67	109	H	Loyola Marymount	67 72
18	A	UCF	57 64	38	N	California	69 81	54	H	Wyoming	70 64	165	A	Santa Clara	74 70
								64	A	Lamar University	66 82	165	H	Santa Clara	83 88
								88	A	UC Davis	83 80	186	A	Portland	76 66
								96	A	Pepperdine	76 96	186	H	Portland	87 77
								96	H	Pepperdine	78 67	239	A	San Francisco	85 75
												239	H	San Francisco	74 48
												259	A	Cal St. Fullerton	72 64
												266	A	San Diego	70 53
												266	H	San Diego	79 47
												299	H	UC Santa Barbara	69 53
												304	A	San Jose St.	91 67
												310	H	North Dakota St.	75 68
												344	H	Seattle U	75 61
LAST 12 Division I GAMES:															
53	A	Saint Mary's (CA)	62 75	266	A	San Diego	70 53								
109	A	Loyola Marymount	81 75	186	H	Portland	87 77								
96	A	Pepperdine	76 96	13	H	Gonzaga	51 63								
165	H	Santa Clara	83 88	96	H	Pepperdine	78 67								
239	H	San Francisco	74 48	109	H	Loyola Marymount	67 72								
32	A	BYU	49 75	239	A	San Francisco	85 75								

Non-Div I Games:

Pacific

■ Loss,
■ Non-Conf,
■ S Site,
■ Home
■ A Away
N Neutral

Average RPI Win:	207	WON-LOST	WINNING	LAST 10	STRENGTH OF	OPP. STRENGTH	TEAM	ADJ.	CONF.	ADJ CONF.
Average RPI Loss:	48	RECORD	PCT. RANK	GAMES	SCHEDULE	OF SCHEDULE	RPI	RPI	RPI	RPI
DIV. I ONLY	18- 5	35	1- 0	165	106	66	66	11	11	
DIV. I NON-CONF.	9- 3	61	0- 0	217	107	86	86	11	11	
TOTALS	RPI 1-25	RPI 26-50	W-L RECORDS	RPI 51-100	RPI 101-150	RPI 150+				
18- 5	0- 1	0- 1	OVERALL	3- 3	1- 0	14- 0				
9- 2	0- 0	0- 1	HOME	1- 1	1- 0	7- 0				
9- 2	0- 1	0- 0	AWAY	2- 1	0- 0	7- 0				
0- 1	0- 0	0- 0	NEUTRAL	0- 1	0- 0	0- 0				
9- 3	0- 1	0- 1	NON-CONFERENCE	1- 1	0- 0	8- 0				
4- 1	0- 0	0- 1	HOME	0- 0	0- 0	4- 0				
5- 1	0- 1	0- 0	AWAY	1- 0	0- 0	4- 0				
0- 1	0- 0	0- 0	NEUTRAL	0- 1	0- 0	0- 0				
9- 2	0- 0	0- 0	CONFERENCE	2- 2	1- 0	6- 0				
5- 1	0- 0	0- 0	HOME	1- 1	1- 0	3- 0				
4- 1	0- 0	0- 0	AWAY	1- 1	0- 0	3- 0				
0- 0	0- 0	0- 0	NEUTRAL	0- 0	0- 0	0- 0				

RPI 1-25				RPI 26-50				RPI 51-100 Team's RPI: 66				RPI 101+			
RPI	S	Opponent	Score	RPI	S	Opponent	Score	RPI	S	Opponent	Score	RPI	S	Opponent	Score
1	A	Notre Dame	55 75	43	H	Villanova	50 58	56	N	Maine	46 47	126	H	Yale	54 48
								59	A	Princeton	66 60	166	H	Temple	71 62
								59	H	Princeton	53 68	198	A	Dartmouth	60 44
								77	A	Drexel	55 39	202	A	Stetson	75 53
								83	A	Harvard	72 80	204	A	Cornell	59 46
								83	H	Harvard	75 70	204	H	Cornell	69 58
												228	A	Navy	65 61
												230	A	Columbia	72 60
												230	H	Columbia	79 56
												236	H	Saint Joseph's	65 45
												271	A	Siena	58 51
												282	H	Brown	83 43
												288	H	La Salle	65 34
												318	H	NJIT	85 42
												323	A	Iona	66 43
LAST 12 Division I GAMES:															
				83	H	Harvard	75 70	126	H	Yale	54 48				
				59	H	Princeton	53 68	282	H	Brown	83 43				
				204	H	Cornell	69 58	230	A	Columbia	72 60				
				230	H	Columbia	79 56	204	A	Cornell	59 46				
				83	A	Harvard	72 80	166	H	Temple	71 62				
				198	A	Dartmouth	60 44	43	H	Villanova	50 58				

Non-Div I Games: Haverford 81 46

Penn

Average RPI Win:	165	WON-LOST	WINNING	LAST 10	STRENGTH OF	OPP. STRENGTH	TEAM	ADJ.	CONF.	ADJ CONF.
Average RPI Loss:	58	RECORD	PCT. RANK	GAMES	SCHEDULE	OF SCHEDULE	RPI	RPI	RPI	RPI
DIV. I ONLY	12- 16	216	1- 0	23	73	127	127	4	4	
DIV. I NON-CONF.	7- 4	108	0- 0	45	144	93	93	6	6	
TOTALS	RPI 1-25	RPI 26-50	W-L RECORDS	RPI 51-100	RPI 101-150	RPI 150+				
12- 16	0- 4	0- 6	OVERALL	3- 2	2- 4	7- 0				
9- 8	0- 2	0- 3	HOME	3- 1	1- 2	5- 0				
3- 8	0- 2	0- 3	AWAY	0- 1	1- 2	2- 0				
0- 0	0- 0	0- 0	NEUTRAL	0- 0	0- 0	0- 0				
7- 4	0- 1	0- 1	NON-CONFERENCE	2- 0	2- 2	3- 0				
6- 3	0- 0	0- 1	HOME	2- 0	1- 2	3- 0				
1- 1	0- 1	0- 0	AWAY	0- 0	1- 0	0- 0				
0- 0	0- 0	0- 0	NEUTRAL	0- 0	0- 0	0- 0				
5- 12	0- 3	0- 5	CONFERENCE	1- 2	0- 2	4- 0				
3- 5	0- 2	0- 2	HOME	1- 1	0- 0	2- 0				
2- 7	0- 1	0- 3	AWAY	0- 1	0- 2	2- 0				
0- 0	0- 0	0- 0	NEUTRAL	0- 0	0- 0	0- 0				

RPI 1-25				RPI 26-50				RPI 51-100				RPI 101+ Team's RPI: 127			
RPI	S	Opponent	Score	RPI	S	Opponent	Score	RPI	S	Opponent	Score	RPI	S	Opponent	Score
8	H	Iowa	61 81	26	A	Rutgers	61 74	59	H	Princeton	79 71	105	A	Minnesota	67 97
14	A	Maryland	67 79	26	H	Rutgers	61 69	71	H	American	80 59	111	A	Fordham	72 55
14	H	Maryland	61 77	38	H	California	58 75	74	A	Ohio St.	73 78	113	A	Northwestern	63 78
22	A	Florida St.	58 87	40	A	Michigan St.	48 57	74	H	Ohio St.	71 76	117	H	Providence	74 72
				46	H	Michigan	62 66	78	H	Purdue	72 61	134	H	Duquesne	58 64
				49	A	Indiana	75 83					145	H	Stony Brook	70 81
												187	A	Wisconsin	65 59
												187	H	Wisconsin	71 64
												214	A	Illinois	76 65
												214	H	Illinois	62 48
												229	H	Jacksonville	80 61
												249	H	North Dakota	75 68
												258	H	St. Bonaventure	80 65
LAST 12 Division I GAMES:															
214	A	Illinois	76 65	8	H	Iowa	61 81	40	A	Michigan St.	48 57				
78	H	Purdue	72 61	26	H	Rutgers	61 69	187	A	Wisconsin	65 59				
105	A	Minnesota	67 97	74	H	Ohio St.	71 76	14	A	Maryland	67 79				
113	A	Northwestern	63 78												
46	H	Michigan	62 66												
74	A	Ohio St.	73 78												

Non-Div I Games:

Penn St.

Pepperdine

Through Games Of March 1, 2019

Average RPI Win:	202	WON-LOST	WINNING	LAST 10	STRENGTH OF	OPP. STRENGTH	TEAM	ADJ.	CONF.	ADJ CONF.
Average RPI Loss:	99	RECORD	PCT. RANK	GAMES	SCHEDULE	OF SCHEDULE	RPI	RPI	RPI	RPI
DIV. I ONLY	18- 9	82	0- 0	204	92	96	96	8	8	
DIV. I NON-CONF.	6- 4	125	0- 0	345	209	216	216	7	7	
TOTALS	RPI 1-25	RPI 26-50	W-L RECORDS	RPI 51-100	RPI 101-150	RPI 150+				
18- 9	0- 2	1- 1	OVERALL	2- 2	2- 2	13- 2				
9- 1	0- 1	1- 0	HOME	2- 0	1- 0	5- 0				
7- 7	0- 1	0- 1	AWAY	0- 2	1- 2	6- 1				
2- 1	0- 0	0- 0	NEUTRAL	0- 0	0- 0	2- 1				
6- 4	0- 0	0- 0	NON-CONFERENCE	0- 0	0- 2	6- 2				
1- 0	0- 0	0- 0	HOME	0- 0	0- 0	1- 0				
3- 3	0- 0	0- 0	AWAY	0- 0	0- 2	3- 1				
2- 1	0- 0	0- 0	NEUTRAL	0- 0	0- 0	2- 1				
12- 5	0- 2	1- 1	CONFERENCE	2- 2	2- 0	7- 0				
8- 1	0- 1	1- 0	HOME	2- 0	1- 0	4- 0				
4- 4	0- 1	0- 1	AWAY	0- 2	1- 0	3- 0				
0- 0	0- 0	0- 0	NEUTRAL	0- 0	0- 0	0- 0				

RPI S Opponent	Score	RPI S Opponent	Score	RPI S Opponent	Score	RPI S Opponent	Score
13 A Gonzaga	60 83	32 A BYU	58 83	53 A Saint Mary's (CA)	68 79	109 A Loyola Marymount	73 55
13 H Gonzaga	54 79	32 H BYU	79 65	53 H Saint Mary's (CA)	77 72	109 H Loyola Marymount	95 86
				97 A Pacific	67 78	112 A Idaho St.	63 65
				97 H Pacific	96 76	117 A Providence	47 66
						165 A Santa Clara	76 74
						165 H Santa Clara	74 48
						167 A Colorado	65 80
						186 H Portland	82 68
						238 A Hawaii	65 64
						239 A San Francisco	72 66
						239 H San Francisco	69 50
						240 N Northern Ky.	51 46
						257 N Sacramento St.	113 97
						266 A San Diego	74 55
						266 H San Diego	88 65
						288 N La Salle	55 62
						317 A Cal Poly	70 63
						322 H Weber St.	68 47
						344 A Seattle U	78 64
LAST 12 Division I GAMES:							
13 A Gonzaga	60 83	32 H BYU	79 65				
53 H Saint Mary's (CA)	77 72	266 H San Diego	88 65				
97 H Pacific	96 76	97 A Pacific	67 78				
109 A Loyola Marymount	73 55	53 A Saint Mary's (CA)	68 79				
165 A Santa Clara	76 74	109 H Loyola Marymount	95 86				
239 A San Francisco	72 66	239 H San Francisco	69 50				

Non-Div I Games: Cal St. L.A. 80 56

Pepperdine

Loss, Non-Conf, S Site, H Home A Away N Neutral

Pittsburgh

Through Games Of March 1, 2019

Average RPI Win:	151	WON-LOST	WINNING	LAST 10	STRENGTH OF	OPP. STRENGTH	TEAM	ADJ.	CONF.	ADJ CONF.
Average RPI Loss:	56	RECORD	PCT. RANK	GAMES	SCHEDULE	OF SCHEDULE	RPI	RPI	RPI	RPI
DIV. I ONLY	11- 18	245	1- 0	19	22	122	122	1	1	
DIV. I NON-CONF.	9- 5	104	0- 0	69	145	89	89	1	1	
TOTALS	RPI 1-25	RPI 26-50	W-L RECORDS	RPI 51-100	RPI 101-150	RPI 150+				
11- 18	0- 8	1- 1	OVERALL	2- 5	5- 3	3- 1				
6- 9	0- 3	1- 0	HOME	1- 3	2- 3	2- 0				
3- 8	0- 5	0- 1	AWAY	0- 2	3- 0	0- 0				
2- 1	0- 0	0- 0	NEUTRAL	1- 0	0- 0	1- 1				
9- 5	0- 1	0- 0	NON-CONFERENCE	2- 2	4- 1	3- 1				
5- 3	0- 1	0- 0	HOME	1- 1	2- 1	2- 0				
2- 1	0- 0	0- 0	AWAY	0- 1	2- 0	0- 0				
2- 1	0- 0	0- 0	NEUTRAL	1- 0	0- 0	1- 1				
2- 13	0- 7	1- 1	CONFERENCE	0- 3	1- 2	0- 0				
1- 6	0- 2	1- 0	HOME	0- 2	0- 2	0- 0				
1- 7	0- 5	0- 1	AWAY	0- 1	1- 0	0- 0				
0- 0	0- 0	0- 0	NEUTRAL	0- 0	0- 0	0- 0				

RPI S	Opponent	Score	RPI S	Opponent	Score	RPI S	Opponent	Score	RPI S	Opponent	Score	Team's RPI: 122
1	A Notre Dame	44 100	33	H North Carolina	91 78	52	H Clemson	59 65	102	H Virginia	57 74	
3	A Louisville	42 70	42	A Georgia Tech	55 67	58	H Virginia Tech	58 74	111	H Fordham	65 62	
7	A NC State	34 63				72	H West Virginia	43 77	113	A Northwestern	52 49	
10	A Syracuse	63 90				81	A Georgetown	41 70	115	H Boston College	55 59	
10	H Syracuse	50 82				82	A Duke	55 74	119	H Youngstown St.	55 64	
18	H UCF	58 61				85	H Cincinnati	65 48	125	H UNCW	60 56	
19	H Miami (FL)	51 65				99	N Arkansas	61 54	134	A Duquesne	66 58	
22	A Florida St.	46 78							143	A Wake Forest	70 64	
									187	N Wisconsin	42 57	
									231	H Saint Francis (PA)	78 75	
									290	H New Orleans	90 38	
									301	N Tennessee St.	78 56	
LAST 12 Division I GAMES:												
143	A Wake Forest	70 64	82	A Duke	55 74							
10	A Syracuse	63 90	58	H Virginia Tech	58 74							
22	A Florida St.	46 78	3	A Louisville	42 70							
33	H North Carolina	91 78	102	H Virginia	57 74							
19	H Miami (FL)	51 65	52	H Clemson	59 65							
42	A Georgia Tech	55 67	10	H Syracuse	50 82							

Non-Div I Games:

Pittsburgh

■ Loss,
■ Non-Conf, S Site,
■ Home
■ Away
N Neutral

Average RPI Win:	258	WON-LOST	WINNING	LAST 10	STRENGTH OF	OPP. STRENGTH	TEAM	ADJ.	CONF.	ADJ CONF.
Average RPI Loss:	90	RECORD	PCT. RANK	GAMES	SCHEDULE	OF SCHEDULE	RPI	RPI	RPI	RPI
DIV. I ONLY	10- 16	236	0- 0	112	121	186	186	8	8	
DIV. I NON-CONF.	6- 3	91	0- 0	205	338	138	138	7	7	
TOTALS	RPI 1-25	RPI 26-50	W-L RECORDS	RPI 51-100	RPI 101-150	RPI 150+				
10- 16	0- 2	0- 2	OVERALL	0- 6	0- 3	10- 3				
5- 7	0- 1	0- 1	HOME	0- 2	0- 1	5- 2				
5- 8	0- 1	0- 1	AWAY	0- 3	0- 2	5- 1				
0- 1	0- 0	0- 0	NEUTRAL	0- 1	0- 0	0- 0				
6- 3	0- 0	0- 0	NON-CONFERENCE	0- 1	0- 1	6- 1				
3- 1	0- 0	0- 0	HOME	0- 0	0- 0	3- 1				
3- 1	0- 0	0- 0	AWAY	0- 0	0- 1	3- 0				
0- 1	0- 0	0- 0	NEUTRAL	0- 1	0- 0	0- 0				
4- 13	0- 2	0- 2	CONFERENCE	0- 5	0- 2	4- 2				
2- 6	0- 1	0- 1	HOME	0- 2	0- 1	2- 1				
2- 7	0- 1	0- 1	AWAY	0- 3	0- 1	2- 1				
0- 0	0- 0	0- 0	NEUTRAL	0- 0	0- 0	0- 0				

RPI 1-25				RPI 26-50				RPI 51-100				RPI 101+ Team's RPI: 186			
RPI	S	Opponent	Score	RPI	S	Opponent	Score	RPI	S	Opponent	Score	RPI	S	Opponent	Score
13	A	Gonzaga	71 97	32	A	BYU	71 79	53	A	Saint Mary's (CA)	85 113	109	A	Loyola Marymount	58 76
13	H	Gonzaga	62 93	32	H	BYU	69 70	53	H	Saint Mary's (CA)	91 98	109	H	Loyola Marymount	54 70
								84	N	Arizona	70 92	137	A	Portland St.	79 92
								96	A	Pepperdine	68 82	165	A	Santa Clara	68 106
								97	A	Pacific	77 87	165	H	Santa Clara	66 72
								97	H	Pacific	66 76	182	H	UC Irvine	69 84
												185	H	Utah St.	61 54
												238	A	Hawaii	72 65
												239	A	San Francisco	69 66
												239	H	San Francisco	78 73
												259	H	Cal St. Fullerton	83 74
												266	A	San Diego	69 60
												266	H	San Diego	96 74
												273	A	Utah Valley	65 60
												291	H	Air Force	79 60
												322	A	Weber St.	89 73
LAST 12 Division I GAMES:															
109	H	Loyola Marymount	54 70	97	A	Pacific	77 87								
165	A	Santa Clara	68 106	53	A	Saint Mary's (CA)	85 113								
239	A	San Francisco	69 66	239	H	San Francisco	78 73								
266	H	San Diego	96 74	165	H	Santa Clara	66 72								
32	H	BYU	69 70	32	A	BYU	71 79								
13	H	Gonzaga	62 93	266	A	San Diego	69 60								

Non-Div I Games: Warner Pacific 98 63 Willamette 82 27

Portland

Loss, Non-Conf, S Site, H Home A Away N Neutral

Average RPI Win:	240	WON-LOST	WINNING	LAST 10	STRENGTH OF	OPP. STRENGTH	TEAM	ADJ.	CONF.	ADJ CONF.
Average RPI Loss:	109	RECORD	PCT. RANK	GAMES	SCHEDULE	OF SCHEDULE	RPI	RPI	RPI	RPI
DIV. I ONLY	19- 6	40	0- 1	303	204	137	137	16	16	
DIV. I NON-CONF.	7- 1	30	0- 0	328	313	160	160	12	12	
TOTALS	RPI 1-25	RPI 26-50	W-L RECORDS	RPI 51-100	RPI 101-150	RPI 150+				
19- 6	0- 0	0- 0	OVERALL	2- 3	1- 2	16- 1				
12- 3	0- 0	0- 0	HOME	2- 1	1- 1	9- 1				
7- 3	0- 0	0- 0	AWAY	0- 2	0- 1	7- 0				
0- 0	0- 0	0- 0	NEUTRAL	0- 0	0- 0	0- 0				
7- 1	0- 0	0- 0	NON-CONFERENCE	1- 0	0- 0	6- 1				
5- 1	0- 0	0- 0	HOME	1- 0	0- 0	4- 1				
2- 0	0- 0	0- 0	AWAY	0- 0	0- 0	2- 0				
0- 0	0- 0	0- 0	NEUTRAL	0- 0	0- 0	0- 0				
12- 5	0- 0	0- 0	CONFERENCE	1- 3	1- 2	10- 0				
7- 2	0- 0	0- 0	HOME	1- 1	1- 1	5- 0				
5- 3	0- 0	0- 0	AWAY	0- 2	0- 1	5- 0				
0- 0	0- 0	0- 0	NEUTRAL	0- 0	0- 0	0- 0				

RPI S	Opponent	Score	RPI S	Opponent	Score	RPI S	Opponent	Score	RPI S	Opponent	Score	Team's RPI: 137
						75	A Idaho	78 80	112	A Idaho St.	54 72	
						75	H Idaho	68 81	112	H Idaho St.	57 58	
						88	H UC Davis	65 50	139	H Montana St.	55 53	
						100	A Northern Colo.	63 79	170	H Montana	78 60	
						100	H Northern Colo.	85 66	182	H UC Irvine	68 73	
									183	A Eastern Wash.	76 64	
									186	H Portland	92 79	
									199	H UNLV	58 49	
									255	A Northern Ariz.	74 59	
									255	H Northern Ariz.	72 55	
									257	A Sacramento St.	75 57	
									257	H Sacramento St.	74 58	
									280	A UTEP	89 61	
									286	A Southern Utah	81 56	
									286	H Southern Utah	63 49	
									304	H San Jose St.	80 51	
									322	A Weber St.	77 59	
									322	H Weber St.	65 38	
									335	A Grand Canyon	60 55	
									344	H Seattle U	68 43	
LAST 12 Division I GAMES:												
			75	H Idaho	68 81		257	H Sacramento St.	74 58			
			257	A Sacramento St.	75 57		112	H Idaho St.	57 58			
			112	A Idaho St.	54 72		322	H Weber St.	65 38			
			286	A Southern Utah	81 56		75	A Idaho	78 80			
			255	A Northern Ariz.	74 59		183	A Eastern Wash.	76 64			
			100	H Northern Colo.	85 66		255	H Northern Ariz.	72 55			

Non-Div I Games: Warner Pacific 102 49

Portland St.

■ Loss,
 ■ Non-Conf, S Site,
 ■ Home
 ■ Away
 N Neutral

Prairie View

Through Games Of March 1, 2019

Average RPI Win:	293	WON-LOST	WINNING	LAST 10	STRENGTH OF	OPP. STRENGTH	TEAM	ADJ.	CONF.	ADJ CONF.
Average RPI Loss:	143	RECORD	PCT. RANK	GAMES	SCHEDULE	OF SCHEDULE	RPI	RPI	RPI	RPI
DIV. I ONLY	11- 11	170	1- 0	296	286	207	207	29	29	
DIV. I NON-CONF.	1- 7	319	0- 0	38	29	210	210	28	28	
TOTALS	RPI 1-25	RPI 26-50	W-L RECORDS	RPI 51-100	RPI 101-150	RPI 150+				
11- 11	0- 2	0- 1	OVERALL	0- 1	0- 1	11- 6				
5- 3	0- 0	0- 1	HOME	0- 0	0- 0	5- 2				
5- 8	0- 2	0- 0	AWAY	0- 1	0- 1	5- 4				
1- 0	0- 0	0- 0	NEUTRAL	0- 0	0- 0	1- 0				
1- 7	0- 2	0- 1	NON-CONFERENCE	0- 1	0- 1	1- 2				
0- 1	0- 0	0- 1	HOME	0- 0	0- 0	0- 0				
0- 6	0- 2	0- 0	AWAY	0- 1	0- 1	0- 2				
1- 0	0- 0	0- 0	NEUTRAL	0- 0	0- 0	1- 0				
10- 4	0- 0	0- 0	CONFERENCE	0- 0	0- 0	10- 4				
5- 2	0- 0	0- 0	HOME	0- 0	0- 0	5- 2				
5- 2	0- 0	0- 0	AWAY	0- 0	0- 0	5- 2				
0- 0	0- 0	0- 0	NEUTRAL	0- 0	0- 0	0- 0				

RPI 1-25				RPI 26-50				RPI 51-100				RPI 101+ Team's RPI: 207			
RPI	S	Opponent	Score	RPI	S	Opponent	Score	RPI	S	Opponent	Score	RPI	S	Opponent	Score
11	A	Iowa St.	46 94	31	H	Rice	58 68	99	A	Arkansas	44 71	128	A	Oklahoma St.	50 70
17	A	Texas A&M	57 70									167	A	Colorado	38 79
												173	A	Southern U.	55 54
												200	A	Grambling	57 73
												200	H	Grambling	63 64
												235	A	UTRGV	50 57
												241	A	Texas Southern	67 73
												241	H	Texas Southern	44 52
												245	N	A&M-Corpus Christi	67 59
												260	H	Alabama St.	71 59
												278	A	Jackson St.	89 80
												278	H	Jackson St.	76 57
												289	H	Alabama A&M	77 65
												328	A	Mississippi Val.	75 65
												328	H	Mississippi Val.	91 55
												345	A	Ark.-Pine Bluff	80 41
												345	H	Ark.-Pine Bluff	79 46
												351	A	Alcorn	82 61
LAST 12 Division I GAMES:															
345	H	Ark.-Pine Bluff	79 46	289	H	Alabama A&M	77 65								
328	H	Mississippi Val.	91 55	345	A	Ark.-Pine Bluff	80 41								
200	A	Grambling	57 73	328	A	Mississippi Val.	75 65								
278	A	Jackson St.	89 80	200	H	Grambling	63 64								
241	A	Texas Southern	67 73	278	H	Jackson St.	76 57								
260	H	Alabama St.	71 59	241	H	Texas Southern	44 52								

Non-Div I Games: Jarvis Christian 117 32 Arlington Baptist 105 31

Prairie View

Loss, Non-Conf, S Site, H Home A Away N Neutral

Presbyterian

Through Games Of March 1, 2019

Average RPI Win:	317	WON-LOST	WINNING	LAST 10	STRENGTH OF	OPP. STRENGTH	TEAM	ADJ.	CONF.	ADJ CONF.
Average RPI Loss:	197	RECORD	PCT. RANK	GAMES	SCHEDULE	OF SCHEDULE	RPI	RPI	RPI	RPI
DIV. I ONLY	5- 21	318	0- 1	294	310	331	331	28	28	
DIV. I NON-CONF.	2- 9	297	0- 0	287	270	320	320	29	29	
TOTALS	RPI 1-25	RPI 26-50	W-L RECORDS	RPI 51-100	RPI 101-150	RPI 150+				
5- 21	0- 0	0- 0	OVERALL	0- 3	0- 3	5- 15				
3- 8	0- 0	0- 0	HOME	0- 0	0- 1	3- 7				
2- 13	0- 0	0- 0	AWAY	0- 3	0- 2	2- 8				
0- 0	0- 0	0- 0	NEUTRAL	0- 0	0- 0	0- 0				
2- 9	0- 0	0- 0	NON-CONFERENCE	0- 2	0- 1	2- 6				
1- 2	0- 0	0- 0	HOME	0- 0	0- 0	1- 2				
1- 7	0- 0	0- 0	AWAY	0- 2	0- 1	1- 4				
0- 0	0- 0	0- 0	NEUTRAL	0- 0	0- 0	0- 0				
3- 12	0- 0	0- 0	CONFERENCE	0- 1	0- 2	3- 9				
2- 6	0- 0	0- 0	HOME	0- 0	0- 1	2- 5				
1- 6	0- 0	0- 0	AWAY	0- 1	0- 1	1- 4				
0- 0	0- 0	0- 0	NEUTRAL	0- 0	0- 0	0- 0				

RPI S	Opponent	Score	RPI S	Opponent	Score	RPI S	Opponent	Score	RPI S	Opponent	Score	Team's RPI: 331
						65	A Tennessee	49 97	124	A High Point	40 79	
						80	A Radford	49 59	124	H High Point	63 70	
						98	A Georgia	59 83	125	A UNCW	48 63	
									157	A Davidson	56 83	
									178	A Vanderbilt	43 78	
									188	A UNC Asheville	45 51	
									188	H UNC Asheville	43 52	
									197	A Hampton	62 79	
									197	H Hampton	68 82	
									211	A Furman	68 76	
									215	A Campbell	46 51	
									251	H Gardner-Webb	58 66	
									272	H Wofford	61 50	
									279	A Samford	54 75	
									284	H Ga. Southern	68 69	
									293	A Winthrop	52 55	
									293	H Winthrop	54 62	
									294	H Charleston So.	55 63	
									295	A Col. of Charleston	71 65	
									302	H South Carolina St.	48 57	
									336	H Longwood	81 66	
									341	A USC Upstate	66 58	
									341	H USC Upstate	70 54	
LAST 12 Division I GAMES:												
197	H Hampton	68 82	294	H Charleston So.	55 63							
341	A USC Upstate	66 58	188	H UNC Asheville	43 52							
124	H High Point	63 70	293	A Winthrop	52 55							
188	A UNC Asheville	45 51	80	A Radford	49 59							
293	H Winthrop	54 62	251	H Gardner-Webb	58 66							
197	A Hampton	62 79	341	H USC Upstate	70 54							

Non-Div I Games:

Presbyterian

Loss, Non-Conf, S Site, H Home A Away N Neutral

Average RPI Win:	184	WON-LOST	WINNING	LAST 10	STRENGTH OF	OPP. STRENGTH	TEAM	ADJ.	CONF.	ADJ CONF.
Average RPI Loss:	85	RECORD	PCT. RANK	GAMES	SCHEDULE	OF SCHEDULE	RPI	RPI	RPI	RPI
DIV. I ONLY	17- 9	87	1- 0	65	116	59	59	11	11	
DIV. I NON-CONF.	8- 7	160	0- 0	56	70	73	73	11	11	
TOTALS	RPI 1-25	RPI 26-50	W-L RECORDS	RPI 51-100	RPI 101-150	RPI 150+				
17- 9	0- 2	1- 2	OVERALL	2- 1	2- 3	12- 1				
7- 3	0- 0	1- 0	HOME	0- 1	1- 2	5- 0				
10- 3	0- 0	0- 1	AWAY	2- 0	1- 1	7- 1				
0- 3	0- 2	0- 1	NEUTRAL	0- 0	0- 0	0- 0				
8- 7	0- 2	1- 2	NON-CONFERENCE	0- 0	2- 2	5- 1				
3- 1	0- 0	1- 0	HOME	0- 0	1- 1	1- 0				
5- 3	0- 0	0- 1	AWAY	0- 0	1- 1	4- 1				
0- 3	0- 2	0- 1	NEUTRAL	0- 0	0- 0	0- 0				
9- 2	0- 0	0- 0	CONFERENCE	2- 1	0- 1	7- 0				
4- 2	0- 0	0- 0	HOME	0- 1	0- 1	4- 0				
5- 0	0- 0	0- 0	AWAY	2- 0	0- 0	3- 0				
0- 0	0- 0	0- 0	NEUTRAL	0- 0	0- 0	0- 0				

RPI 1-25				RPI 26-50				RPI 51-100				Team's RPI: 59		RPI 101+			
RPI	S	Opponent	Score	RPI	S	Opponent	Score	RPI	S	Opponent	Score		RPI	S	Opponent	Score	
10	N	Syracuse	61 92	34	N	Kansas St.	61 80	66	A	Penn	68 53		114	A	Hartford	75 38	
24	N	DePaul	67 82	43	A	Villanova	46 67	66	H	Penn	60 66		126	H	Yale	86 96	
				47	H	Quinnipiac	54 42	83	A	Harvard	75 71		127	A	Penn St.	71 79	
													129	H	Marist	60 57	
													140	H	Seton Hall	66 70	
													157	H	Davidson	65 57	
													177	A	Rider	89 65	
													193	A	George Washington	49 64	
													198	A	Dartmouth	82 75	
													198	H	Dartmouth	64 47	
													204	A	Cornell	75 46	
													204	H	Cornell	68 64	
													230	A	Columbia	79 64	
													230	H	Columbia	65 59	
													234	A	Monmouth	79 47	
													262	A	St. Francis Brooklyn	83 64	
													282	H	Brown	93 74	
													314	A	New Hampshire	90 42	
LAST 12 Division I GAMES:																	
198	H	Dartmouth	64 47	282	H	Brown	93 74										
66	A	Penn	68 53	126	H	Yale	86 96										
230	H	Columbia	65 59	204	A	Cornell	75 46										
204	H	Cornell	68 64	230	A	Columbia	79 64										
198	A	Dartmouth	82 75	66	H	Penn	60 66										
83	A	Harvard	75 71	314	A	New Hampshire	90 42										

Non-Div I Games:

Princeton

Providence

Through Games Of March 1, 2019

Average RPI Win:	162	WON-LOST	WINNING	LAST 10	STRENGTH OF	OPP. STRENGTH	TEAM	ADJ.	CONF.	ADJ CONF.
Average RPI Loss:	88	RECORD	PCT. RANK	GAMES	SCHEDULE	OF SCHEDULE	RPI	RPI	RPI	RPI
DIV. I ONLY	16- 13	151	1- 0	99	71	117	117	6	6	
DIV. I NON-CONF.	8- 4	91	1- 0	234	186	153	153	4	4	
TOTALS	RPI 1-25	RPI 26-50	W-L RECORDS	RPI 51-100	RPI 101-150	RPI 150+				
16- 13	0- 3	1- 2	OVERALL	4- 3	4- 4	7- 1				
9- 6	0- 1	1- 1	HOME	2- 2	2- 2	4- 0				
6- 7	0- 2	0- 1	AWAY	2- 1	2- 2	2- 1				
1- 0	0- 0	0- 0	NEUTRAL	0- 0	0- 0	1- 0				
8- 4	0- 0	0- 1	NON-CONFERENCE	1- 0	2- 2	5- 1				
5- 2	0- 0	0- 1	HOME	1- 0	1- 1	3- 0				
2- 2	0- 0	0- 0	AWAY	0- 0	1- 1	1- 1				
1- 0	0- 0	0- 0	NEUTRAL	0- 0	0- 0	1- 0				
8- 9	0- 3	1- 1	CONFERENCE	3- 3	2- 2	2- 0				
4- 4	0- 1	1- 0	HOME	1- 2	1- 1	1- 0				
4- 5	0- 2	0- 1	AWAY	2- 1	1- 1	1- 0				
0- 0	0- 0	0- 0	NEUTRAL	0- 0	0- 0	0- 0				

RPI 1-25				RPI 26-50				RPI 51-100				RPI 101+ Team's RPI: 117			
RPI	S	Opponent	Score	RPI	S	Opponent	Score	RPI	S	Opponent	Score	RPI	S	Opponent	Score
12	A	Marquette	46 85	43	A	Villanova	33 53	63	A	Butler	66 63	107	A	St. John's (NY)	67 66
24	A	DePaul	62 88	43	H	Villanova	67 61	63	H	Butler	74 68	107	H	St. John's (NY)	57 60
24	H	DePaul	61 76	47	H	Quinnipiac	44 48	81	A	Georgetown	56 61	108	H	Northeastern	59 65
								81	H	Georgetown	52 68	115	A	Boston College	61 57
								93	A	Creighton	77 63	126	H	Yale	59 42
								93	H	Creighton	64 73	127	A	Penn St.	72 74
								96	H	Pepperdine	66 47	140	A	Seton Hall	73 79
												140	H	Seton Hall	82 75
												194	A	Xavier	63 55
												194	H	Xavier	71 58
												216	H	Sacred Heart	62 52
												240	H	Northern Ky.	48 43
												253	A	Rhode Island	65 72
												288	H	La Salle	77 47
												300	N	Bryant	72 64
												321	A	UMass Lowell	71 47
LAST 12 Division I GAMES:															
300	N	Bryant	72 64	140	H	Seton Hall	82 75								
24	H	DePaul	61 76	81	A	Georgetown	56 61								
93	H	Creighton	64 73	43	A	Villanova	33 53								
63	A	Butler	66 63	93	A	Creighton	77 63								
194	A	Xavier	63 55	194	H	Xavier	71 58								
107	H	St. John's (NY)	57 60	63	H	Butler	74 68								

Non-Div I Games:

Providence

Loss, Non-Conf, S Site, H Home A Away N Neutral

Average RPI Win:	145	WON-LOST	WINNING	LAST 10	STRENGTH OF	OPP. STRENGTH	TEAM	ADJ.	CONF.	ADJ CONF.
Average RPI Loss:	65	RECORD	PCT. RANK	GAMES	SCHEDULE	OF SCHEDULE	RPI	RPI	RPI	RPI
DIV. I ONLY	17- 13	142	0- 1	37	58	78	78	4	4	
DIV. I NON-CONF.	9- 4	85	0- 0	92	75	79	79	6	6	
TOTALS	RPI 1-25	RPI 26-50	W-L RECORDS	RPI 51-100	RPI 101-150	RPI 150+				
17- 13	2- 4	2- 3	OVERALL	2- 2	3- 3	8- 1				
13- 4	2- 2	2- 0	HOME	2- 1	1- 1	6- 0				
3- 7	0- 1	0- 3	AWAY	0- 1	2- 1	1- 1				
1- 2	0- 1	0- 0	NEUTRAL	0- 0	0- 1	1- 0				
9- 4	1- 2	0- 1	NON-CONFERENCE	1- 0	0- 1	7- 0				
7- 1	1- 1	0- 0	HOME	1- 0	0- 0	5- 0				
1- 1	0- 0	0- 1	AWAY	0- 0	0- 0	1- 0				
1- 2	0- 1	0- 0	NEUTRAL	0- 0	0- 1	1- 0				
8- 9	1- 2	2- 2	CONFERENCE	1- 2	3- 2	1- 1				
6- 3	1- 1	2- 0	HOME	1- 1	1- 1	1- 0				
2- 6	0- 1	0- 2	AWAY	0- 1	2- 1	0- 1				
0- 0	0- 0	0- 0	NEUTRAL	0- 0	0- 0	0- 0				

RPI S	Opponent	Score	RPI S	Opponent	Score	RPI S	Opponent	Score	RPI S	Opponent	Score
6 N	UConn	40 86	26 A	Rutgers	63 65	74 H	Ohio St.	60 42	105 A	Minnesota	64 53
8 A	Iowa	58 72	39 A	Ohio	73 80	83 H	Harvard	66 65	105 H	Minnesota	45 65
8 H	Iowa	62 57	40 A	Michigan St.	66 74	87 A	Nebraska	61 67	107 N	St. John's (NY)	62 68
14 H	Maryland	55 58	46 H	Michigan	71 70	87 H	Nebraska	64 84	113 A	Northwestern	57 54
16 H	South Carolina	73 82	49 H	Indiana	56 53				113 H	Northwestern	61 58
19 H	Miami (FL)	74 63							127 A	Penn St.	61 72
									160 H	Bradley	74 61
									187 A	Wisconsin	69 76
									208 A	Ball St.	80 38
									212 N	Ole Miss	70 59
									214 H	Illinois	72 50
									233 H	Western Ill.	81 60
									243 H	Albany (NY)	53 41
									244 H	Loyola Chicago	65 41
									334 H	Purdue Fort Wayne	78 44
LAST 12 Division I GAMES:											
14 H	Maryland	55 58	40 A	Michigan St.	66 74						
127 A	Penn St.	61 72	87 H	Nebraska	64 84						
113 H	Northwestern	61 58	8 A	Iowa	58 72						
105 H	Minnesota	45 65	105 A	Minnesota	64 53						
87 A	Nebraska	61 67	49 H	Indiana	56 53						
214 H	Illinois	72 50	26 A	Rutgers	63 65						

Non-Div I Games:

Purdue

■ Loss,
■ Non-Conf,
S Site,
■ Home
■ Away
N Neutral

Average RPI Win:	267	WON-LOST	WINNING	LAST 10	STRENGTH OF	OPP. STRENGTH	TEAM	ADJ.	CONF.	ADJ CONF.
Average RPI Loss:	191	RECORD	PCT. RANK	GAMES	SCHEDULE	OF SCHEDULE	RPI	RPI	RPI	RPI
DIV. I ONLY	3- 21	339	0- 1	288	241	334	334	19	19	
DIV. I NON-CONF.	1- 8	322	0- 0	337	300	347	347	19	19	
TOTALS	RPI 1-25	RPI 26-50	W-L RECORDS	RPI 51-100	RPI 101-150	RPI 150+				
3- 21	0- 0	0- 4	OVERALL	0- 1	0- 0	3- 16				
2- 8	0- 0	0- 2	HOME	0- 0	0- 0	2- 6				
1- 13	0- 0	0- 2	AWAY	0- 1	0- 0	1- 10				
0- 0	0- 0	0- 0	NEUTRAL	0- 0	0- 0	0- 0				
1- 8	0- 0	0- 0	NON-CONFERENCE	0- 1	0- 0	1- 7				
0- 3	0- 0	0- 0	HOME	0- 0	0- 0	0- 3				
1- 5	0- 0	0- 0	AWAY	0- 1	0- 0	1- 4				
0- 0	0- 0	0- 0	NEUTRAL	0- 0	0- 0	0- 0				
2- 13	0- 0	0- 4	CONFERENCE	0- 0	0- 0	2- 9				
2- 5	0- 0	0- 2	HOME	0- 0	0- 0	2- 3				
0- 8	0- 0	0- 2	AWAY	0- 0	0- 0	0- 6				
0- 0	0- 0	0- 0	NEUTRAL	0- 0	0- 0	0- 0				

RPI 1-25				RPI 26-50				RPI 51-100				RPI 101+				Team's RPI: 334	
RPI	S	Opponent	Score	RPI	S	Opponent	Score	RPI	S	Opponent	Score	RPI	S	Opponent	Score		
				29	A	South Dakota St.	68 92	78	A	Purdue	44 78	156	A	Denver	62 82		
				29	H	South Dakota St.	52 85					156	H	Denver	70 55		
				35	A	South Dakota	51 69					169	A	Oral Roberts	56 66		
				35	H	South Dakota	49 71					169	H	Oral Roberts	61 72		
												192	A	Milwaukee	48 70		
												201	H	Eastern Mich.	72 87		
												218	H	SIUE	49 57		
												233	A	Western Ill.	59 73		
												233	H	Western Ill.	61 90		
												244	A	Loyola Chicago	67 81		
												249	A	North Dakota	60 79		
												249	H	North Dakota	58 74		
												268	A	Western Mich.	61 69		
												287	A	Eastern Ill.	63 72		
												310	A	North Dakota St.	54 70		
												311	H	Valparaiso	64 68		
												320	A	Omaha	61 70		
												320	H	Omaha	56 48		
												324	A	Evansville	72 66		
LAST 12 Division I GAMES:																	
				249	H	North Dakota	58 74	169	A	Oral Roberts	56 66						
				29	A	South Dakota St.	68 92	156	H	Denver	70 55						
				320	A	Omaha	61 70	320	H	Omaha	56 48						
				156	A	Denver	62 82	233	A	Western Ill.	59 73						
				233	H	Western Ill.	61 90	35	A	South Dakota	51 69						
				35	H	South Dakota	49 71	169	H	Oral Roberts	61 72						

Non-Div I Games: Taylor (IN) 84 74 Goshen 86 45 Ind.-Kokomo 87 50

Purdue Fort Wayne

Loss, Non-Conf, S Site, H Home A Away N Neutral

Quinnipiac

Through Games Of March 1, 2019

Average RPI Win:	227	WON-LOST	WINNING	LAST 10	STRENGTH OF	OPP. STRENGTH	TEAM	ADJ.	CONF.	ADJ CONF.
Average RPI Loss:	34	RECORD	PCT. RANK	GAMES	SCHEDULE	OF SCHEDULE	RPI	RPI	RPI	RPI
DIV. I ONLY	22- 6	28	1- 0	108	189	47	47	26	26	
DIV. I NON-CONF.	5- 6	177	1- 0	21	10	59	59	27	27	
TOTALS	RPI 1-25	RPI 26-50	W-L RECORDS	RPI 51-100	RPI 101-150	RPI 150+				
22- 6	0- 2	0- 3	OVERALL	2- 1	3- 0	17- 0				
10- 2	0- 2	0- 0	HOME	0- 0	1- 0	9- 0				
11- 2	0- 0	0- 1	AWAY	2- 1	2- 0	7- 0				
1- 2	0- 0	0- 2	NEUTRAL	0- 0	0- 0	1- 0				
5- 6	0- 2	0- 3	NON-CONFERENCE	2- 1	1- 0	2- 0				
1- 2	0- 2	0- 0	HOME	0- 0	0- 0	1- 0				
3- 2	0- 0	0- 1	AWAY	2- 1	1- 0	0- 0				
1- 2	0- 0	0- 2	NEUTRAL	0- 0	0- 0	1- 0				
17- 0	0- 0	0- 0	CONFERENCE	0- 0	2- 0	15- 0				
9- 0	0- 0	0- 0	HOME	0- 0	1- 0	8- 0				
8- 0	0- 0	0- 0	AWAY	0- 0	1- 0	7- 0				
0- 0	0- 0	0- 0	NEUTRAL	0- 0	0- 0	0- 0				

RPI S	Opponent	Score	RPI S	Opponent	Score	Team's RPI: 47	RPI S	Opponent	Score	RPI S	Opponent	Score
18	H UCF	45 47	27	N Missouri	51 65		59	A Princeton	42 54	117	A Providence	48 44
25	H Central Mich.	52 67	28	N Texas	55 56		77	A Drexel	56 52	129	A Marist	76 69
			47	A Bucknell	58 75		83	A Harvard	72 67	129	H Marist	78 66
										177	A Rider	66 60
										177	H Rider	72 56
										208	N Ball St.	69 66
										234	A Monmouth	58 46
										234	H Monmouth	67 38
										267	A Niagara	96 55
										267	H Niagara	62 42
										271	H Siena	68 31
										275	H Richmond	65 48
										276	A Manhattan	64 39
										276	H Manhattan	59 42
										277	A Canisius	55 42
										277	H Canisius	68 51
										292	A Fairfield	48 40
										292	H Fairfield	81 36
										323	A Iona	76 39
										342	H Saint Peter's	90 45
LAST 12 Division I GAMES:												
208	N Ball St.	69 66	276	A Manhattan	64 39							
27	N Missouri	51 65	277	H Canisius	68 51							
276	H Manhattan	59 42	267	H Niagara	62 42							
129	H Marist	78 66	177	H Rider	72 56							
177	A Rider	66 60	234	A Monmouth	58 46							
292	A Fairfield	48 40	323	A Iona	76 39							

Non-Div I Games:

Quinnipiac

Loss, Non-Conf, S Site, H Home A Away N Neutral

Average RPI Win: 234	WON-LOST	WINNING	LAST 10	STRENGTH OF	OPP. STRENGTH	TEAM	ADJ.	CONF.	ADJ CONF.
Average RPI Loss: 119	RECORD	PCT. RANK	GAMES	SCHEDULE	OF SCHEDULE	RPI	RPI	RPI	RPI
DIV. I ONLY	19- 6	40	1- 0	184	260	80	80	28	28
DIV. I NON-CONF.	5- 5	162	0- 0	120	69	114	114	29	29
TOTALS	RPI 1-25	RPI 26-50	W-L RECORDS	RPI 51-100	RPI 101-150	RPI 150+			
19- 6	0- 1	0- 0	OVERALL	0- 2	4- 1	15- 2			
9- 1	0- 0	0- 0	HOME	0- 0	1- 1	8- 0			
9- 4	0- 1	0- 0	AWAY	0- 1	3- 0	6- 2			
1- 1	0- 0	0- 0	NEUTRAL	0- 1	0- 0	1- 0			
5- 5	0- 1	0- 0	NON-CONFERENCE	0- 2	2- 1	3- 1			
2- 1	0- 0	0- 0	HOME	0- 0	0- 1	2- 0			
2- 3	0- 1	0- 0	AWAY	0- 1	2- 0	0- 1			
1- 1	0- 0	0- 0	NEUTRAL	0- 1	0- 0	1- 0			
14- 1	0- 0	0- 0	CONFERENCE	0- 0	2- 0	12- 1			
7- 0	0- 0	0- 0	HOME	0- 0	1- 0	6- 0			
7- 1	0- 0	0- 0	AWAY	0- 0	1- 0	6- 1			
0- 0	0- 0	0- 0	NEUTRAL	0- 0	0- 0	0- 0			

RPI 1-25				RPI 26-50				RPI 51-100				Team's RPI: 80		RPI 101+			
RPI	S	Opponent	Score	RPI	S	Opponent	Score	RPI	S	Opponent	Score			RPI	S	Opponent	Score
7	A	NC State	58 75					58	A	Virginia Tech	44 55			102	A	Virginia	57 44
								87	N	Nebraska	39 77			106	A	VCU	54 49
														124	A	High Point	84 79
														124	H	High Point	80 58
														130	H	Morehead St.	72 79
														166	N	Temple	56 50
														188	A	UNC Asheville	45 44
														188	H	UNC Asheville	60 46
														197	A	Hampton	54 68
														215	A	Campbell	56 52
														215	H	Campbell	61 57
														237	A	Mt. St. Mary's	77 89
														248	H	ETSU	79 64
														251	H	Gardner-Webb	79 69
														293	A	Winthrop	79 57
														293	H	Winthrop	70 49
														294	A	Charleston So.	67 41
														302	H	South Carolina St.	61 31
														331	H	Presbyterian	59 49
														336	A	Longwood	68 34
														336	H	Longwood	81 52
														341	A	USC Upstate	82 41
LAST 12 Division I GAMES:																	
				188	A	UNC Asheville	45 44					341	A	USC Upstate	82 41		
				215	H	Campbell	61 57					215	A	Campbell	56 52		
				293	A	Winthrop	79 57					331	H	Presbyterian	59 49		
				336	H	Longwood	81 52					336	A	Longwood	68 34		
				124	A	High Point	84 79					294	A	Charleston So.	67 41		
				251	H	Gardner-Webb	79 69					293	H	Winthrop	70 49		

Non-Div I Games: Shepherd

60 46

Radford

Rhode Island

Through Games Of March 1, 2019

Average RPI Win:	217	WON-LOST	WINNING	LAST 10	STRENGTH OF	OPP. STRENGTH	TEAM	ADJ.	CONF.	ADJ CONF.
Average RPI Loss:	156	RECORD	PCT. RANK	GAMES	SCHEDULE	OF SCHEDULE	RPI	RPI	RPI	RPI
DIV. I ONLY	8- 19	279	1- 0	160	173	253	253	17	17	
DIV. I NON-CONF.	5- 7	206	1- 0	81	174	161	161	16	16	
TOTALS	RPI 1-25	RPI 26-50	W-L RECORDS	RPI 51-100	RPI 101-150	RPI 150+				
8- 19	0- 1	0- 0	OVERALL	0- 2	1- 7	7- 9				
3- 10	0- 0	0- 0	HOME	0- 1	1- 5	2- 4				
5- 9	0- 1	0- 0	AWAY	0- 1	0- 2	5- 5				
0- 0	0- 0	0- 0	NEUTRAL	0- 0	0- 0	0- 0				
5- 7	0- 1	0- 0	NON-CONFERENCE	0- 2	1- 3	4- 1				
3- 3	0- 0	0- 0	HOME	0- 1	1- 2	2- 0				
2- 4	0- 1	0- 0	AWAY	0- 1	0- 1	2- 1				
0- 0	0- 0	0- 0	NEUTRAL	0- 0	0- 0	0- 0				
3- 12	0- 0	0- 0	CONFERENCE	0- 0	0- 4	3- 8				
0- 7	0- 0	0- 0	HOME	0- 0	0- 3	0- 4				
3- 5	0- 0	0- 0	AWAY	0- 0	0- 1	3- 4				
0- 0	0- 0	0- 0	NEUTRAL	0- 0	0- 0	0- 0				

RPI 1-25			RPI 26-50			RPI 51-100			RPI 101+			Team's RPI: 253
RPI	S	Opponent	Score	RPI	S	Opponent	Score	RPI	S	Opponent	Score	
21	A	Kentucky	52 75					52	A	Clemson	67 80	105 A Minnesota 71 91
								83	H	Harvard	47 80	106 A VCU 39 74
												111 H Fordham 38 56
												114 H Hartford 51 65
												115 H Boston College 64 88
												117 H Providence 72 65
												120 H Dayton 62 74
												134 H Duquesne 58 75
												157 A Davidson 64 58
												157 H Davidson 67 77
												179 A Saint Louis 68 56
												189 A Holy Cross 65 73
												193 H George Washington 59 64
												195 A George Mason 69 75
												196 A Robert Morris 46 41
												227 A Massachusetts 34 56
												236 H Saint Joseph's 48 55
												249 H North Dakota 77 63
												258 A St. Bonaventure 61 62
												258 H St. Bonaventure 68 84
												275 A Richmond 66 60
												282 H Brown 72 67
												283 A Vermont 61 58
												288 A La Salle 71 77
LAST 12 Division I GAMES:												
282	H	Brown	72 67	288	A	La Salle	71 77	120	H	Dayton	62 74	
157	A	Davidson	64 58	258	H	St. Bonaventure	68 84	195	A	George Mason	69 75	
236	H	Saint Joseph's	48 55	111	H	Fordham	38 56	106	A	VCU	39 74	
258	A	St. Bonaventure	61 62									
134	H	Duquesne	58 75									
227	A	Massachusetts	34 56									

Non-Div I Games:

Rhode Island

■ Loss,
■ Non-Conf,
■ S Site,
■ H Home
■ A Away
N Neutral

Average RPI Win:	198	WON-LOST	WINNING	LAST 10	STRENGTH OF	OPP. STRENGTH	TEAM	ADJ.	CONF.	ADJ CONF.
Average RPI Loss:	27	RECORD	PCT. RANK	GAMES	SCHEDULE	OF SCHEDULE	RPI	RPI	RPI	RPI
DIV. I ONLY	23- 3	9	1- 0	163	119	31	31	14	14	
DIV. I NON-CONF.	9- 3	61	0- 0	182	96	66	66	17	17	
TOTALS	RPI 1-25	RPI 26-50	W-L RECORDS	RPI 51-100	RPI 101-150	RPI 150+				
23- 3	0- 1	0- 2	OVERALL	3- 0	4- 0	16- 0				
12- 0	0- 0	0- 0	HOME	1- 0	2- 0	9- 0				
10- 2	0- 1	0- 1	AWAY	2- 0	2- 0	6- 0				
1- 1	0- 0	0- 1	NEUTRAL	0- 0	0- 0	1- 0				
9- 3	0- 1	0- 2	NON-CONFERENCE	1- 0	1- 0	7- 0				
5- 0	0- 0	0- 0	HOME	0- 0	1- 0	4- 0				
3- 2	0- 1	0- 1	AWAY	1- 0	0- 0	2- 0				
1- 1	0- 0	0- 1	NEUTRAL	0- 0	0- 0	1- 0				
14- 0	0- 0	0- 0	CONFERENCE	2- 0	3- 0	9- 0				
7- 0	0- 0	0- 0	HOME	1- 0	1- 0	5- 0				
7- 0	0- 0	0- 0	AWAY	1- 0	2- 0	4- 0				
0- 0	0- 0	0- 0	NEUTRAL	0- 0	0- 0	0- 0				

RPI 1-25					RPI 26-50					Team's RPI: 31					RPI 51-100					RPI 101+				
RPI	S	Opponent	Score		RPI	S	Opponent	Score		RPI	S	Opponent	Score		RPI	S	Opponent	Score		RPI	S	Opponent	Score	
17	A	Texas A&M	54	65	30	A	UCLA	50	59	60	A	Middle Tenn.	60	47	104	A	UAB	55	43					
					33	N	North Carolina	50	71	72	A	Little Rock	79	65	118	H	Charlotte	61	51					
										90	H	Old Dominion	48	42	121	A	Western Ky.	68	46					
															132	H	Georgia St.	66	49					
															162	N	Coastal Caro.	56	52					
															172	A	Louisiana Tech	61	51					
															175	A	North Texas	59	47					
															175	H	North Texas	64	52					
															181	A	Southern Miss.	58	47					
															203	A	Marshall	79	67					
															207	A	Prairie View	68	58					
															209	H	SMU	66	52					
															241	H	Texas Southern	76	71					
															280	H	UTEP	76	42					
															290	H	New Orleans	67	56					
															303	A	Incarinate Word	74	63					
															305	H	Fla. Atlantic	63	35					
															307	H	UTSA	85	54					
															315	H	FIU	76	44					
															325	H	McNeese	93	65					
LAST 12 Division I GAMES:																								
					175	A	North Texas	59	47						118	H	Charlotte	61	51					
					305	H	Fla. Atlantic	63	35						104	A	UAB	55	43					
					315	H	FIU	76	44						60	A	Middle Tenn.	60	47					
					203	A	Marshall	79	67						175	H	North Texas	64	52					
					121	A	Western Ky.	68	46						280	H	UTEP	76	42					
					90	H	Old Dominion	48	42						307	H	UTSA	85	54					

Non-Div I Games:

Rice

■ Loss,
 ■ Non-Conf, S Site,
 ■ Home
 ■ Away
 N Neutral

Average RPI Win: 251	WON-LOST	WINNING	LAST 10	STRENGTH OF	OPP. STRENGTH	TEAM	ADJ.	CONF.	ADJ CONF.
Average RPI Loss: 140	RECORD	PCT. RANK	GAMES	SCHEDULE	OF SCHEDULE	RPI	RPI	RPI	RPI
DIV. I ONLY	8- 20	283	0- 1	153	171	275	275	17	17
DIV. I NON-CONF.	3- 10	278	0- 0	108	129	266	266	16	16
TOTALS	RPI 1-25	RPI 26-50	W-L RECORDS	RPI 51-100	RPI 101-150	RPI 150+			
8- 20	0- 1	0- 2	OVERALL	0- 3	0- 6	8- 8			
7- 7	0- 0	0- 1	HOME	0- 2	0- 1	7- 3			
1- 12	0- 1	0- 1	AWAY	0- 0	0- 5	1- 5			
0- 1	0- 0	0- 0	NEUTRAL	0- 1	0- 0	0- 0			
3- 10	0- 1	0- 2	NON-CONFERENCE	0- 3	0- 1	3- 3			
3- 4	0- 0	0- 1	HOME	0- 2	0- 0	3- 1			
0- 5	0- 1	0- 1	AWAY	0- 0	0- 1	0- 2			
0- 1	0- 0	0- 0	NEUTRAL	0- 1	0- 0	0- 0			
5- 10	0- 0	0- 0	CONFERENCE	0- 0	0- 5	5- 5			
4- 3	0- 0	0- 0	HOME	0- 0	0- 1	4- 2			
1- 7	0- 0	0- 0	AWAY	0- 0	0- 4	1- 3			
0- 0	0- 0	0- 0	NEUTRAL	0- 0	0- 0	0- 0			

RPI 1-25				RPI 26-50				RPI 51-100				RPI 101+ Team's RPI: 275			
RPI	S	Opponent	Score	RPI	S	Opponent	Score	RPI	S	Opponent	Score	RPI	S	Opponent	Score
18	A	UCF	48 70	39	H	Ohio	58 109	58	N	Virginia Tech	57 85	106	A	VCU	37 58
				47	A	Quinnipiac	48 65	77	H	Drexel	35 58	106	H	VCU	43 68
								81	H	Georgetown	53 73	111	A	Fordham	48 60
												120	A	Dayton	50 71
												134	A	Duquesne	54 80
												143	A	Wake Forest	48 62
												155	A	William & Mary	55 65
												157	A	Davidson	55 78
												179	A	Saint Louis	48 78
												190	H	UMES	57 55
												195	H	George Mason	52 67
												220	H	Howard	67 60
												227	A	Massachusetts	38 64
												227	H	Massachusetts	62 58
												236	H	Saint Joseph's	46 45
												253	H	Rhode Island	60 66
												258	H	St. Bonaventure	57 49
												288	A	La Salle	74 60
												288	H	La Salle	56 51
												292	H	Fairfield	40 58
												298	H	UNC Greensboro	59 48
												305	A	Fla. Atlantic	55 69
LAST 12 Division I GAMES:															
227	A	Massachusetts	38 64	120	A	Dayton	50 71								
288	H	La Salle	56 51	227	H	Massachusetts	62 58								
195	H	George Mason	52 67	288	A	La Salle	74 60								
179	A	Saint Louis	48 78	236	H	Saint Joseph's	46 45								
258	H	St. Bonaventure	57 49	134	A	Duquesne	54 80								
106	A	VCU	37 58	157	A	Davidson	55 78								

Non-Div I Games:

Richmond

■ Loss,
 ■ Non-Conf, S Site,
 ■ Home
 ■ Away
 N Neutral

Average RPI Win:	263	WON-LOST	WINNING	LAST 10	STRENGTH OF	OPP. STRENGTH	TEAM	ADJ.	CONF.	ADJ CONF.
Average RPI Loss:	150	RECORD	PCT. RANK	GAMES	SCHEDULE	OF SCHEDULE	RPI	RPI	RPI	RPI
DIV. I ONLY	17- 11	112	0- 1	258	262	177	177	26	26	
DIV. I NON-CONF.	4- 7	228	0- 1	219	203	243	243	27	27	
TOTALS	RPI 1-25	RPI 26-50	W-L RECORDS	RPI 51-100	RPI 101-150	RPI 150+				
17- 11	0- 0	0- 3	OVERALL	0- 2	2- 1	15- 5				
8- 6	0- 0	0- 1	HOME	0- 2	1- 0	7- 3				
9- 4	0- 0	0- 2	AWAY	0- 0	1- 0	8- 2				
0- 1	0- 0	0- 0	NEUTRAL	0- 0	0- 1	0- 0				
4- 7	0- 0	0- 1	NON-CONFERENCE	0- 2	0- 1	4- 3				
2- 3	0- 0	0- 0	HOME	0- 2	0- 0	2- 1				
2- 3	0- 0	0- 1	AWAY	0- 0	0- 0	2- 2				
0- 1	0- 0	0- 0	NEUTRAL	0- 0	0- 1	0- 0				
13- 4	0- 0	0- 2	CONFERENCE	0- 0	2- 0	11- 2				
6- 3	0- 0	0- 1	HOME	0- 0	1- 0	5- 2				
7- 1	0- 0	0- 1	AWAY	0- 0	1- 0	6- 0				
0- 0	0- 0	0- 0	NEUTRAL	0- 0	0- 0	0- 0				

RPI 1-25				RPI 26-50				RPI 51-100				RPI 101+				Team's RPI: 177	
RPI	S	Opponent	Score	RPI	S	Opponent	Score	RPI	S	Opponent	Score	RPI	S	Opponent	Score		
				47	A	Bucknell	59 80	59	H	Princeton	65 89	115	N	Boston College	61 112		
				47	A	Quinnipiac	56 72	81	H	Georgetown	49 79	129	A	Marist	68 58		
				47	H	Quinnipiac	60 66					129	H	Marist	70 64		
												189	A	Holy Cross	61 71		
												228	H	Navy	60 66		
												234	A	Monmouth	55 43		
												234	H	Monmouth	65 50		
												236	A	Saint Joseph's	56 54		
												237	H	Mt. St. Mary's	85 67		
												250	A	Binghamton	62 57		
												267	A	Niagara	79 64		
												271	A	Siena	55 52		
												271	H	Siena	77 54		
												276	A	Manhattan	73 63		
												276	H	Manhattan	57 60		
												277	H	Canisius	49 62		
												283	A	Vermont	49 54		
												292	H	Fairfield	62 59		
												318	H	NJIT	67 46		
												323	A	Iona	66 58		
												323	H	Iona	75 64		
												342	A	Saint Peter's	78 43		
												342	H	Saint Peter's	60 38		
LAST 12 Division I GAMES:																	
				115	N	Boston College	61 112	323	H	Iona	75 64						
				271	H	Siena	77 54	129	H	Marist	70 64						
				267	A	Niagara	79 64	234	H	Monmouth	65 50						
				47	H	Quinnipiac	60 66	47	A	Quinnipiac	56 72						
				276	H	Manhattan	57 60	129	A	Marist	68 58						
				342	A	Saint Peter's	78 43	277	H	Canisius	49 62						

Non-Div I Games:

Rider

■ Loss,
 ■ Non-Conf,
 ■ S Site,
 ■ H Home
 ■ A Away
 N Neutral

Average RPI Win:	298	WON-LOST	WINNING	LAST 10	STRENGTH OF	OPP. STRENGTH	TEAM	ADJ.	CONF.	ADJ CONF.
Average RPI Loss:	141	RECORD	PCT. RANK	GAMES	SCHEDULE	OF SCHEDULE	RPI	RPI	RPI	RPI
DIV. I ONLY	16- 9	99	0- 1	328	302	196	196	31	31	
DIV. I NON-CONF.	2- 8	293	0- 1	240	78	316	316	31	31	
TOTALS	RPI 1-25	RPI 26-50	W-L RECORDS	RPI 51-100	RPI 101-150	RPI 150+				
16- 9	0- 1	0- 1	OVERALL	0- 1	0- 2	16- 4				
10- 3	0- 0	0- 1	HOME	0- 1	0- 0	10- 1				
6- 5	0- 1	0- 0	AWAY	0- 0	0- 2	6- 2				
0- 1	0- 0	0- 0	NEUTRAL	0- 0	0- 0	0- 1				
2- 8	0- 1	0- 1	NON-CONFERENCE	0- 1	0- 2	2- 3				
2- 3	0- 0	0- 1	HOME	0- 1	0- 0	2- 1				
0- 4	0- 1	0- 0	AWAY	0- 0	0- 2	0- 1				
0- 1	0- 0	0- 0	NEUTRAL	0- 0	0- 0	0- 1				
14- 1	0- 0	0- 0	CONFERENCE	0- 0	0- 0	14- 1				
8- 0	0- 0	0- 0	HOME	0- 0	0- 0	8- 0				
6- 1	0- 0	0- 0	AWAY	0- 0	0- 0	6- 1				
0- 0	0- 0	0- 0	NEUTRAL	0- 0	0- 0	0- 0				

RPI 1-25				RPI 26-50				RPI 51-100				RPI 101+ Team's RPI: 196			
RPI	S	Opponent	Score	RPI	S	Opponent	Score	RPI	S	Opponent	Score	RPI	S	Opponent	Score
8	A	Iowa	63 92	36	H	James Madison	36 59	75	H	Kent St.	46 54	109	A	Loyola Marymount	53 61
												119	A	Youngstown St.	59 69
												209	N	SMU	55 60
												216	H	Sacred Heart	64 46
												224	A	Bowling Green	60 61
												231	A	Saint Francis (PA)	66 60
												237	A	Mt. St. Mary's	55 61
												237	H	Mt. St. Mary's	70 58
												253	H	Rhode Island	41 46
												262	A	St. Francis Brooklyn	75 56
												262	H	St. Francis Brooklyn	74 57
												288	H	La Salle	67 39
												300	A	Bryant	60 57
												300	H	Bryant	59 56
												312	H	Wagner	69 46
												319	A	Central Conn. St.	64 57
												319	H	Central Conn. St.	60 40
												343	H	Delaware St.	64 63
												346	A	LIU Brooklyn	89 37
												346	H	LIU Brooklyn	71 54
												347	A	Fairleigh Dickinson	63 43
												347	H	Fairleigh Dickinson	71 49
LAST 12 Division I GAMES:															
109	A	Loyola Marymount	53 61	300	H	Bryant	59 56								
346	H	LIU Brooklyn	71 54	347	A	Fairleigh Dickinson	63 43								
262	H	St. Francis Brooklyn	74 57	216	H	Sacred Heart	64 46								
231	A	Saint Francis (PA)	66 60	312	H	Wagner	69 46								
237	A	Mt. St. Mary's	55 61	319	A	Central Conn. St.	64 57								
319	H	Central Conn. St.	60 40	300	A	Bryant	60 57								

Non-Div I Games: Pitt.-Johnstown 73 53

Robert Morris

■ Loss,
 ■ Non-Conf,
 ■ S Site,
 ■ H Home
 ■ A Away
 N Neutral

Average RPI Win:	140	WON-LOST	WINNING	LAST 10	STRENGTH OF	OPP. STRENGTH	TEAM	ADJ.	CONF.	ADJ CONF.
Average RPI Loss:	43	RECORD	PCT. RANK	GAMES	SCHEDULE	OF SCHEDULE	RPI	RPI	RPI	RPI
DIV. I ONLY	20- 8	57	1- 0	26	67	26	26	4	4	
DIV. I NON-CONF.	8- 3	72	1- 1	82	131	56	56	6	6	
TOTALS	RPI 1-25	RPI 26-50	W-L RECORDS	RPI 51-100	RPI 101-150	RPI 150+				
20- 8	1- 4	3- 1	OVERALL	4- 2	5- 1	7- 0				
13- 2	0- 1	2- 0	HOME	2- 1	4- 0	5- 0				
6- 4	1- 1	1- 1	AWAY	2- 1	1- 1	1- 0				
1- 2	0- 2	0- 0	NEUTRAL	0- 0	0- 0	1- 0				
8- 3	0- 2	0- 0	NON-CONFERENCE	2- 1	1- 0	5- 0				
6- 0	0- 0	0- 0	HOME	1- 0	1- 0	4- 0				
1- 1	0- 0	0- 0	AWAY	1- 1	0- 0	0- 0				
1- 2	0- 2	0- 0	NEUTRAL	0- 0	0- 0	1- 0				
12- 5	1- 2	3- 1	CONFERENCE	2- 1	4- 1	2- 0				
7- 2	0- 1	2- 0	HOME	1- 1	3- 0	1- 0				
5- 3	1- 1	1- 1	AWAY	1- 0	1- 1	1- 0				
0- 0	0- 0	0- 0	NEUTRAL	0- 0	0- 0	0- 0				

RPI 1-25				RPI 26-50				Team's RPI: 26	RPI 51-100				RPI 101+			
RPI	S	Opponent	Score	RPI	S	Opponent	Score		RPI	S	Opponent	Score	RPI	S	Opponent	Score
8	A	Iowa	66 72	40	H	Michigan St.	76 62		58	A	Virginia Tech	51 67	105	A	Minnesota	46 60
13	N	Gonzaga	40 57	46	A	Michigan	76 86		61	H	LSU	57 43	105	H	Minnesota	60 54
14	A	Maryland	73 65	49	A	Indiana	69 61		74	H	Ohio St.	39 59	113	H	Northwestern	45 41
14	H	Maryland	48 62	49	H	Indiana	69 64		78	H	Purdue	65 63	127	A	Penn St.	69 61
23	N	Drake	59 69						83	A	Harvard	60 49	127	H	Penn St.	74 61
									87	A	Nebraska	62 56	145	H	Stony Brook	61 47
													187	H	Wisconsin	73 53
													214	A	Illinois	71 60
													231	H	Saint Francis (PA)	96 52
													243	H	Albany (NY)	65 39
													248	N	ETSU	68 44
													282	H	Brown	73 52
													319	H	Central Conn. St.	73 44
LAST 12 Division I GAMES:																
248	N	ETSU	68 44	74	H	Ohio St.	39 59									
13	N	Gonzaga	40 57	14	H	Maryland	48 62									
105	H	Minnesota	60 54	105	A	Minnesota	46 60									
187	H	Wisconsin	73 53	49	H	Indiana	69 64									
46	A	Michigan	76 86	127	A	Penn St.	69 61									
49	A	Indiana	69 61	8	A	Iowa	66 72									

Non-Div I Games:

Rutgers

■ Loss,
 ■ Non-Conf, S Site,
 ■ Home
 ■ Away
 N Neutral

Average RPI Win:	240	WON-LOST	WINNING	LAST 10	STRENGTH OF	OPP. STRENGTH	TEAM	ADJ.	CONF.	ADJ CONF.
Average RPI Loss:	115	RECORD	PCT. RANK	GAMES	SCHEDULE	OF SCHEDULE	RPI	RPI	RPI	RPI
DIV. I ONLY	20- 4	17	0- 1	282	259	79	79	25	25	
DIV. I NON-CONF.	6- 3	91	0- 1	85	167	64	64	23	23	
TOTALS	RPI 1-25	RPI 26-50	W-L RECORDS	RPI 51-100	RPI 101-150	RPI 150+				
20- 4	0- 1	0- 0	OVERALL	1- 1	3- 1	16- 1				
12- 0	0- 0	0- 0	HOME	1- 0	3- 0	8- 0				
7- 4	0- 1	0- 0	AWAY	0- 1	0- 1	7- 1				
1- 0	0- 0	0- 0	NEUTRAL	0- 0	0- 0	1- 0				
6- 3	0- 1	0- 0	NON-CONFERENCE	0- 1	3- 1	3- 0				
5- 0	0- 0	0- 0	HOME	0- 0	3- 0	2- 0				
0- 3	0- 1	0- 0	AWAY	0- 1	0- 1	0- 0				
1- 0	0- 0	0- 0	NEUTRAL	0- 0	0- 0	1- 0				
14- 1	0- 0	0- 0	CONFERENCE	1- 0	0- 0	13- 1				
7- 0	0- 0	0- 0	HOME	1- 0	0- 0	6- 0				
7- 1	0- 0	0- 0	AWAY	0- 0	0- 0	7- 1				
0- 0	0- 0	0- 0	NEUTRAL	0- 0	0- 0	0- 0				

RPI 1-25				RPI 26-50				RPI 51-100 Team's RPI: 79				RPI 101+			
RPI	S	Opponent	Score	RPI	S	Opponent	Score	RPI	S	Opponent	Score	RPI	S	Opponent	Score
19	A	Miami (FL)	60 81					51	A	New Mexico	33 74	126	H	Yale	67 57
								64	H	Lamar University	70 58	139	H	Montana St.	60 53
												144	A	Texas Tech	69 77
												148	H	Tulsa	76 34
												159	A	Abilene Christian	71 55
												173	H	Nicholls St.	70 62
												184	A	Sam Houston St.	78 68
												197	N	Hampton	70 68
												241	H	Texas Southern	74 55
												245	A	A&M-Corpus Christi	44 46
												269	A	Central Ark.	59 53
												269	H	Central Ark.	79 43
												290	H	New Orleans	97 38
												303	A	Incarinate Word	66 56
												303	H	Incarinate Word	65 48
												306	A	Southeastern La.	62 51
												308	H	Morgan St.	69 42
												325	A	McNeese	97 48
												329	A	Northwestern St.	87 67
												329	H	Northwestern St.	84 56
												337	H	Houston Baptist	65 53
LAST 12 Division I GAMES:															
51	A	New Mexico	33 74	325	A	McNeese	97 48								
126	H	Yale	67 57	64	H	Lamar University	70 58								
269	H	Central Ark.	79 43	337	H	Houston Baptist	65 53								
303	H	Incarinate Word	65 48	184	A	Sam Houston St.	78 68								
245	A	A&M-Corpus Christi	44 46	269	A	Central Ark.	59 53								
329	A	Northwestern St.	87 67	159	A	Abilene Christian	71 55								

Non-Div I Games: Wiley 97 38 Cameron 86 59 Our Lady of the Lak93 77

SFA

Loss, Non-Conf, S Site, H Home A Away N Neutral

S
I
U
E

SIUE				Through Games Of March 1, 2019						
Average RPI Win:	272	WON-LOST	WINNING	LAST 10	STRENGTH OF	OPP. STRENGTH	TEAM	ADJ.	CONF.	ADJ CONF.
Average RPI Loss:	168	RECORD	PCT. RANK	GAMES	SCHEDULE	OF SCHEDULE	RPI	RPI	RPI	RPI
DIV. I ONLY		12- 15	205	1- 0	280	281	218	218	22	22
DIV. I NON-CONF.		4- 6	212	0- 0	308	255	230	230	22	22

TOTALS	RPI 1-25	RPI 26-50		W-L RECORDS		RPI 51-100		RPI 101-150		RPI 150+
12- 15	0- 0	0- 1		OVERALL		0- 2		0- 3		12- 9
6- 3	0- 0	0- 0		HOME		0- 0		0- 2		6- 1
6- 11	0- 0	0- 1		AWAY		0- 1		0- 1		6- 8
0- 1	0- 0	0- 0		NEUTRAL		0- 1		0- 0		0- 0
4- 6	0- 0	0- 1		NON-CONFERENCE		0- 1		0- 0		4- 4
1- 0	0- 0	0- 0		HOME		0- 0		0- 0		1- 0
3- 5	0- 0	0- 1		AWAY		0- 0		0- 0		3- 4
0- 1	0- 0	0- 0		NEUTRAL		0- 1		0- 0		0- 0
8- 9	0- 0	0- 0		CONFERENCE		0- 1		0- 3		8- 5
5- 3	0- 0	0- 0		HOME		0- 0		0- 2		5- 1
3- 6	0- 0	0- 0		AWAY		0- 1		0- 1		3- 4
0- 0	0- 0	0- 0		NEUTRAL		0- 0		0- 0		0- 0

S
I
U
E

RPI 1-25			RPI 26-50			RPI 51-100			RPI 101+ Team's RPI: 218		
RPI	S	Opponent	Score	RPI	S	RPI	S	Opponent	Score	RPI	S
				27	A	57	N	Missouri St.	65 68	116	A
						62	A	Belmont	54 87		
										UT Martin	55 68
										UT Martin	48 75
										Morehead St.	67 73
										Illinois St.	68 61
										Tennessee Tech	55 79
										Tennessee Tech	63 61
										Saint Louis	56 63
										Illinois	57 74
										Jacksonville St.	51 47
										UMKC	75 80
										Southeast Mo. St.	58 63
										Southeast Mo. St.	52 62
										Loyola Chicago	43 56
										Austin Peay	65 77
										Austin Peay	69 68
										Murray St.	75 81
										Murray St.	71 54
										Eastern Ill.	65 56
										Eastern Ill.	78 62
										Tennessee St.	66 55
										Evansville	54 45
										Eastern Ky.	74 55
										Purdue Fort Wayne	57 49
										Chicago St.	82 66

LAST 12 Division I GAMES:											
161	H	Tennessee Tech	63 61	256	A	65	A	Austin Peay	65 77		
62	A	Belmont	54 87	333	H	74	H	Eastern Ky.	74 55		
301	A	Tennessee St.	66 55	130	H	67	H	Morehead St.	67 73		
116	H	UT Martin	48 75	116	A	55	A	UT Martin	55 68		
287	H	Eastern Ill.	78 62	232	A	58	A	Southeast Mo. St.	58 63		
265	A	Murray St.	75 81	265	H	71	H	Murray St.	71 54		

Non-Div I Games: McKendree 64 63

SIUE

SMU				Through Games Of March 1, 2019						
Average RPI Win:	223	WON-LOST	WINNING	LAST 10	STRENGTH OF	OPP. STRENGTH	TEAM	ADJ.	CONF.	ADJ CONF.
Average RPI Loss:	115	RECORD	PCT. RANK	GAMES	SCHEDULE	OF SCHEDULE	RPI	RPI	RPI	RPI
DIV. I ONLY	10- 17	249	1- 0	102	130	209	209	9	9	
DIV. I NON-CONF.	6- 7	172	1- 0	185	260	232	232	8	8	

TOTALS	RPI 1-25	RPI 26-50		W-L RECORDS		RPI 51-100	RPI 101-150	RPI 150+		
10- 17	0- 3	0- 2		OVERALL		0- 3	1- 4	9- 5		
7- 8	0- 1	0- 0		HOME		0- 1	1- 2	6- 4		
1- 9	0- 2	0- 2		AWAY		0- 2	0- 2	1- 1		
2- 0	0- 0	0- 0		NEUTRAL		0- 0	0- 0	2- 0		
6- 7	0- 0	0- 2		NON-CONFERENCE		0- 2	0- 1	6- 2		
4- 4	0- 0	0- 0		HOME		0- 1	0- 1	4- 2		
0- 3	0- 0	0- 2		AWAY		0- 1	0- 0	0- 0		
2- 0	0- 0	0- 0		NEUTRAL		0- 0	0- 0	2- 0		
4- 10	0- 3	0- 0		CONFERENCE		0- 1	1- 3	3- 3		
3- 4	0- 1	0- 0		HOME		0- 0	1- 1	2- 2		
1- 6	0- 2	0- 0		AWAY		0- 1	0- 2	1- 1		
0- 0	0- 0	0- 0		NEUTRAL		0- 0	0- 0	0- 0		

S

M

U

RPI 1-25				RPI 26-50				RPI 51-100				RPI 101+ Team's RPI: 209			
RPI	S	Opponent	Score	RPI	S	Opponent	Score	RPI	S	Opponent	Score	RPI	S	Opponent	Score
6	A	UConn	39 79	31	A	Rice	52 66	85	A	Cincinnati	57 69	101	A	Houston	68 69
18	A	UCF	43 55	41	A	TCU	63 65	86	H	UT Arlington	41 66	101	H	Houston	61 72
18	H	UCF	54 66					100	A	Northern Colo.	57 58	123	H	South Fla.	46 44
												131	H	Oklahoma	61 77
												148	A	Tulsa	35 49
												153	H	Alabama	61 62
												164	A	Tulane	64 60
												164	H	Tulane	43 61
												166	H	Temple	53 52
												175	H	North Texas	73 66
												196	N	Robert Morris	60 55
												221	H	East Carolina	54 64
												246	A	Wichita St.	42 53
												246	H	Wichita St.	78 50
												255	N	Northern Ariz.	55 48
												264	H	CSU Bakersfield	49 43
												306	H	Southeastern La.	62 63
												316	H	La.-Monroe	49 38
												328	H	Mississippi Val.	62 47
LAST 12 Division I GAMES:															
255	N	Northern Ariz.	55 48	148	A	Tulsa	35 49								
164	A	Tulane	64 60	101	A	Houston	68 69								
166	H	Temple	53 52	123	H	South Fla.	46 44								
246	A	Wichita St.	42 53	6	A	UConn	39 79								
221	H	East Carolina	54 64	18	A	UCF	43 55								
18	H	UCF	54 66	246	H	Wichita St.	78 50								

S

M

U

Non-Div I Games:

SMU

■ Loss,
 ■ Non-Conf,
 ■ S Site,
 ■ Home
 ■ A Away
 N Neutral

Sacramento St.

Through Games Of March 1, 2019

Average RPI Win:	265	WON-LOST	WINNING	LAST 10	STRENGTH OF	OPP. STRENGTH	TEAM	ADJ.	CONF.	ADJ CONF.
Average RPI Loss:	133	RECORD	PCT. RANK	GAMES	SCHEDULE	OF SCHEDULE	RPI	RPI	RPI	RPI
DIV. I ONLY	9- 15	246	1- 0	209	198	257	257	16	16	
DIV. I NON-CONF.	3- 4	199	1- 0	148	264	213	213	12	12	
TOTALS	RPI 1-25	RPI 26-50	W-L RECORDS	RPI 51-100	RPI 101-150	RPI 150+				
9- 15	0- 0	0- 0	OVERALL	0- 6	0- 5	9- 4				
4- 8	0- 0	0- 0	HOME	0- 2	0- 3	4- 3				
3- 6	0- 0	0- 0	AWAY	0- 3	0- 2	3- 1				
2- 1	0- 0	0- 0	NEUTRAL	0- 1	0- 0	2- 0				
3- 4	0- 0	0- 0	NON-CONFERENCE	0- 3	0- 0	3- 1				
1- 2	0- 0	0- 0	HOME	0- 1	0- 0	1- 1				
0- 1	0- 0	0- 0	AWAY	0- 1	0- 0	0- 0				
2- 1	0- 0	0- 0	NEUTRAL	0- 1	0- 0	2- 0				
6- 11	0- 0	0- 0	CONFERENCE	0- 3	0- 5	6- 3				
3- 6	0- 0	0- 0	HOME	0- 1	0- 3	3- 2				
3- 5	0- 0	0- 0	AWAY	0- 2	0- 2	3- 1				
0- 0	0- 0	0- 0	NEUTRAL	0- 0	0- 0	0- 0				

RPI S	Opponent	Score	RPI S	Opponent	Score	RPI S	Opponent	Score	RPI S	Opponent	Score	Team's RPI: 257
						51	A New Mexico	53 85	112	A Idaho St.	43 73	
						75	A Idaho	66 104	112	H Idaho St.	42 56	
						88	H UC Davis	60 109	137	A Portland St.	58 74	
						96	N Pepperdine	97 113	137	H Portland St.	57 75	
						100	A Northern Colo.	69 82	139	H Montana St.	53 69	
						100	H Northern Colo.	61 71	170	H Montana	86 88	
									183	A Eastern Wash.	73 70	
									183	H Eastern Wash.	62 71	
									197	N Hampton	65 61	
									214	N Illinois	109 107	
									239	H San Francisco	75 86	
									255	A Northern Ariz.	69 71	
									255	H Northern Ariz.	65 61	
									286	A Southern Utah	75 69	
									286	H Southern Utah	77 76	
									317	H Cal Poly	88 85	
									322	A Weber St.	78 69	
									322	H Weber St.	77 62	
LAST 12 Division I GAMES:												
			197	N Hampton	65 61	100	H Northern Colo.	61 71				
			183	H Eastern Wash.	62 71	137	A Portland St.	58 74				
			137	H Portland St.	57 75	322	H Weber St.	77 62				
			322	A Weber St.	78 69	112	H Idaho St.	42 56				
			255	A Northern Ariz.	69 71	183	A Eastern Wash.	73 70				
			286	A Southern Utah	75 69	75	A Idaho	66 104				

Non-Div I Games: Antelope Valley 86 80

Sacramento St.

Loss, Non-Conf, S Site, H Home A Away N Neutral

Average RPI Win: 299		WON-LOST	WINNING	LAST 10	STRENGTH OF	OPP. STRENGTH	TEAM	ADJ.	CONF.	ADJ CONF.
Average RPI Loss: 196		RECORD	PCT. RANK	GAMES	SCHEDULE	OF SCHEDULE	RPI	RPI	RPI	RPI
DIV. I ONLY		15- 11	132	1- 0	330	336	216	216	31	31
DIV. I NON-CONF.		4- 7	228	0- 0	212	251	217	217	31	31
TOTALS		RPI 1-25	RPI 26-50	W-L RECORDS	RPI 51-100	RPI 101-150	RPI 150+			
15- 11	0- 1		0- 0	OVERALL	0- 0	0- 3	15- 7			
7- 4	0- 0		0- 0	HOME	0- 0	0- 1	7- 3			
8- 7	0- 1		0- 0	AWAY	0- 0	0- 2	8- 4			
0- 0	0- 0		0- 0	NEUTRAL	0- 0	0- 0	0- 0			
4- 7	0- 1		0- 0	NON-CONFERENCE	0- 0	0- 3	4- 3			
1- 3	0- 0		0- 0	HOME	0- 0	0- 1	1- 2			
3- 4	0- 1		0- 0	AWAY	0- 0	0- 2	3- 1			
0- 0	0- 0		0- 0	NEUTRAL	0- 0	0- 0	0- 0			
11- 4	0- 0		0- 0	CONFERENCE	0- 0	0- 0	11- 4			
6- 1	0- 0		0- 0	HOME	0- 0	0- 0	6- 1			
5- 3	0- 0		0- 0	AWAY	0- 0	0- 0	5- 3			
0- 0	0- 0		0- 0	NEUTRAL	0- 0	0- 0	0- 0			

[illegible]

Non-Div I Games:

Sacred Heart

Loss, Non-Conf, S Site, H Home A Away N Neutral

Saint Francis (PA)

Through Games Of March 1, 2019

Average RPI Win:	282	WON-LOST	WINNING	LAST 10	STRENGTH OF	OPP. STRENGTH	TEAM	ADJ.	CONF.	ADJ CONF.
Average RPI Loss:	167	RECORD	PCT. RANK	GAMES	SCHEDULE	OF SCHEDULE	RPI	RPI	RPI	RPI
DIV. I ONLY	12- 14	197	0- 1	233	303	231	231	31	31	
DIV. I NON-CONF.	2- 9	297	0- 1	40	90	203	203	31	31	
TOTALS	RPI 1-25	RPI 26-50	W-L RECORDS	RPI 51-100	RPI 101-150	RPI 150+				
12- 14	0- 1	0- 1	OVERALL	0- 2	1- 3	11- 7				
8- 4	0- 0	0- 0	HOME	0- 1	1- 1	7- 2				
4- 8	0- 1	0- 1	AWAY	0- 0	0- 2	4- 4				
0- 2	0- 0	0- 0	NEUTRAL	0- 1	0- 0	0- 1				
2- 9	0- 1	0- 1	NON-CONFERENCE	0- 2	1- 3	1- 2				
1- 2	0- 0	0- 0	HOME	0- 1	1- 1	0- 0				
1- 5	0- 1	0- 1	AWAY	0- 0	0- 2	1- 1				
0- 2	0- 0	0- 0	NEUTRAL	0- 1	0- 0	0- 1				
10- 5	0- 0	0- 0	CONFERENCE	0- 0	0- 0	10- 5				
7- 2	0- 0	0- 0	HOME	0- 0	0- 0	7- 2				
3- 3	0- 0	0- 0	AWAY	0- 0	0- 0	3- 3				
0- 0	0- 0	0- 0	NEUTRAL	0- 0	0- 0	0- 0				

RPI 1-25				RPI 26-50				RPI 51-100				RPI 101+ Team's RPI: 231			
RPI	S	Opponent	Score	RPI	S	Opponent	Score	RPI	S	Opponent	Score	RPI	S	Opponent	Score
2	A	Baylor	58 116	26	A	Rutgers	52 96	55	N	Boise St.	64 78	119	A	Youngstown St.	56 80
								69	H	FGCU	69 83	122	A	Pittsburgh	75 78
												130	H	Morehead St.	89 83
												134	H	Duquesne	73 93
												170	N	Montana	77 79
												196	H	Robert Morris	60 66
												213	A	Liberty	53 82
												216	H	Sacred Heart	85 68
												237	A	Mt. St. Mary's	83 72
												237	H	Mt. St. Mary's	68 66
												262	A	St. Francis Brooklyn	65 78
												262	H	St. Francis Brooklyn	86 84
												300	A	Bryant	63 66
												300	H	Bryant	78 66
												312	H	Wagner	107 70
												319	A	Central Conn. St.	62 73
												319	H	Central Conn. St.	83 68
												336	A	Longwood	91 88
												346	A	LIU Brooklyn	80 66
												346	H	LIU Brooklyn	69 75
												347	A	Fairleigh Dickinson	77 65
												347	H	Fairleigh Dickinson	75 64
LAST 12 Division I GAMES:															
				170	N	Montana	77 79					319	H	Central Conn. St.	83 68
				262	H	St. Francis Brooklyn	86 84					237	A	Mt. St. Mary's	83 72
				346	H	LIU Brooklyn	69 75					312	H	Wagner	107 70
				196	H	Robert Morris	60 66					216	H	Sacred Heart	85 68
				347	A	Fairleigh Dickinson	77 65					300	A	Bryant	63 66
				300	H	Bryant	78 66					319	A	Central Conn. St.	62 73

Non-Div I Games: Seton Hill 86 74

Saint Francis (PA)

■ Loss,
 ■ Non-Conf,
 ■ S Site,
 ■ Home
 ■ A Away
 N Neutral

Saint Joseph's

Through Games Of March 1, 2019

Average RPI Win:	243	WON-LOST	WINNING	LAST 10	STRENGTH OF	OPP. STRENGTH	TEAM	ADJ.	CONF.	ADJ CONF.
Average RPI Loss:	136	RECORD	PCT. RANK	GAMES	SCHEDULE	OF SCHEDULE	RPI	RPI	RPI	RPI
DIV. I ONLY	11- 17	232	1- 0	198	166	236	236	17	17	
DIV. I NON-CONF.	4- 9	252	1- 0	140	168	249	249	16	16	
TOTALS	RPI 1-25	RPI 26-50	W-L RECORDS	RPI 51-100	RPI 101-150	RPI 150+				
11- 17	0- 0	0- 2	OVERALL	0- 2	0- 6	11- 7				
7- 8	0- 0	0- 2	HOME	0- 0	0- 3	7- 3				
4- 9	0- 0	0- 0	AWAY	0- 2	0- 3	4- 4				
0- 0	0- 0	0- 0	NEUTRAL	0- 0	0- 0	0- 0				
4- 9	0- 0	0- 2	NON-CONFERENCE	0- 2	0- 1	4- 4				
3- 5	0- 0	0- 2	HOME	0- 0	0- 1	3- 2				
1- 4	0- 0	0- 0	AWAY	0- 2	0- 0	1- 2				
0- 0	0- 0	0- 0	NEUTRAL	0- 0	0- 0	0- 0				
7- 8	0- 0	0- 0	CONFERENCE	0- 0	0- 5	7- 3				
4- 3	0- 0	0- 0	HOME	0- 0	0- 2	4- 1				
3- 5	0- 0	0- 0	AWAY	0- 0	0- 3	3- 2				
0- 0	0- 0	0- 0	NEUTRAL	0- 0	0- 0	0- 0				

RPI S	Opponent	Score	RPI S	Opponent	Score	RPI S	Opponent	Score	RPI S	Opponent	Score	Team's RPI: 236
43	H Villanova	35 47	66	A Penn	45 65	106	A VCU	40 59				
50	H Auburn	70 81	77	A Drexel	34 51	106	H VCU	47 65				
						110	H Towson	52 73				
						120	A Dayton	65 72				
						134	A Duquesne	73 81				
						134	H Duquesne	56 67				
						152	A Delaware	39 48				
						157	H Davidson	66 54				
						166	H Temple	52 58				
						177	H Rider	54 56				
						179	H Saint Louis	49 62				
						193	A George Washington	41 38				
						195	A George Mason	59 68				
						216	A Sacred Heart	61 44				
						227	H Massachusetts	55 54				
						228	A Navy	48 49				
						230	H Columbia	68 61				
						253	A Rhode Island	55 48				
						258	H St. Bonaventure	66 41				
						267	H Niagara	68 54				
						275	A Richmond	45 46				
						288	A La Salle	64 63				
						288	H La Salle	60 57				
						296	H Loyola Maryland	49 46				
LAST 12 Division I GAMES:												
296	H Loyola Maryland	49 46	193	A George Washington	41 38							
195	A George Mason	59 68	157	H Davidson	66 54							
253	A Rhode Island	55 48	106	H VCU	47 65							
134	H Duquesne	56 67	120	A Dayton	65 72							
288	A La Salle	64 63	275	A Richmond	45 46							
227	H Massachusetts	55 54	288	H La Salle	60 57							

Non-Div I Games:

Saint Joseph's

■ Loss,
■ Non-Conf,
■ S Site,
■ H Home
■ A Away
N Neutral

Saint Louis

Through Games Of March 1, 2019

Average RPI Win:	208	WON-LOST	WINNING	LAST 10	STRENGTH OF	OPP. STRENGTH	TEAM	ADJ.	CONF.	ADJ CONF.
Average RPI Loss:	135	RECORD	PCT. RANK	GAMES	SCHEDULE	OF SCHEDULE	RPI	RPI	RPI	RPI
DIV. I ONLY	14- 14	170	1- 0	188	120	179	179	17	17	
DIV. I NON-CONF.	5- 8	224	1- 0	223	41	219	219	16	16	
TOTALS	RPI 1-25	RPI 26-50	W-L RECORDS	RPI 51-100	RPI 101-150	RPI 150+				
14- 14	0- 1	0- 1	OVERALL	0- 1	5- 5	9- 6				
8- 6	0- 1	0- 1	HOME	0- 1	3- 1	5- 2				
6- 6	0- 0	0- 0	AWAY	0- 0	2- 3	4- 3				
0- 2	0- 0	0- 0	NEUTRAL	0- 0	0- 1	0- 1				
5- 8	0- 1	0- 1	NON-CONFERENCE	0- 1	2- 2	3- 3				
2- 4	0- 1	0- 1	HOME	0- 1	1- 0	1- 1				
3- 2	0- 0	0- 0	AWAY	0- 0	1- 1	2- 1				
0- 2	0- 0	0- 0	NEUTRAL	0- 0	0- 1	0- 1				
9- 6	0- 0	0- 0	CONFERENCE	0- 0	3- 3	6- 3				
6- 2	0- 0	0- 0	HOME	0- 0	2- 1	4- 1				
3- 4	0- 0	0- 0	AWAY	0- 0	1- 2	2- 2				
0- 0	0- 0	0- 0	NEUTRAL	0- 0	0- 0	0- 0				

RPI 1-25				RPI 26-50				RPI 51-100				RPI 101+				Team's RPI: 179
RPI	S	Opponent	Score	RPI	S	Opponent	Score	RPI	S	Opponent	Score	RPI	S	Opponent	Score	
6	H	UConn	42 98	27	H	Missouri	62 74	85	H	Cincinnati	50 51	102	A	Virginia	67 65	
												106	A	VCU	47 57	
												106	H	VCU	76 60	
												111	A	Fordham	51 54	
												111	H	Fordham	53 56	
												120	H	Dayton	68 65	
												126	N	Yale	52 58	
												134	A	Duquesne	67 63	
												148	A	Tulsa	75 86	
												150	H	Southern Ill.	62 58	
												154	A	Illinois St.	67 72	
												157	A	Davidson	57 60	
												171	N	Chattanooga	61 71	
												193	H	George Washington	60 44	
												195	H	George Mason	60 53	
												210	H	Indiana St.	56 60	
												218	H	SIUE	63 56	
												227	A	Massachusetts	66 70	
												236	A	Saint Joseph's	62 49	
												253	H	Rhode Island	56 68	
												258	A	St. Bonaventure	62 45	
												275	H	Richmond	78 48	
												288	H	La Salle	69 58	
												305	A	Fla. Atlantic	93 61	
												333	A	Eastern Ky.	70 43	
LAST 12 Division I GAMES:																
305	A	Fla. Atlantic	93 61	111	A	Fordham	51 54									
106	H	VCU	76 60	193	H	George Washington	60 44									
157	A	Davidson	57 60	195	H	George Mason	60 53									
275	H	Richmond	78 48	106	A	VCU	47 57									
134	A	Duquesne	67 63	120	H	Dayton	68 65									
288	H	La Salle	69 58	258	A	St. Bonaventure	62 45									

Non-Div I Games:

Saint Louis

■ Loss,
 ■ Non-Conf,
 ■ S Site,
 ■ Home
 ■ A Away
 N Neutral

Saint Mary's (CA)

Through Games Of March 1, 2019

Average RPI Win:	174	WON-LOST	WINNING	LAST 10	STRENGTH OF	OPP. STRENGTH	TEAM	ADJ.	CONF.	ADJ CONF.
Average RPI Loss:	51	RECORD	PCT. RANK	GAMES	SCHEDULE	OF SCHEDULE	RPI	RPI	RPI	RPI
DIV. I ONLY	19- 10	85	1- 0	63	82	53	53	8	8	
DIV. I NON-CONF.	7- 4	108	1- 0	66	51	54	54	7	7	
TOTALS	RPI 1-25	RPI 26-50	W-L RECORDS	RPI 51-100	RPI 101-150	RPI 150+				
19- 10	0- 4	1- 2	OVERALL	4- 3	2- 1	12- 0				
9- 4	0- 2	0- 2	HOME	3- 0	1- 0	5- 0				
8- 6	0- 2	1- 0	AWAY	0- 3	1- 1	6- 0				
2- 0	0- 0	0- 0	NEUTRAL	1- 0	0- 0	1- 0				
7- 4	0- 2	0- 1	NON-CONFERENCE	2- 1	1- 0	4- 0				
2- 2	0- 1	0- 1	HOME	1- 0	0- 0	1- 0				
3- 2	0- 1	0- 0	AWAY	0- 1	1- 0	2- 0				
2- 0	0- 0	0- 0	NEUTRAL	1- 0	0- 0	1- 0				
12- 6	0- 2	1- 1	CONFERENCE	2- 2	1- 1	8- 0				
7- 2	0- 1	0- 1	HOME	2- 0	1- 0	4- 0				
5- 4	0- 1	1- 0	AWAY	0- 2	0- 1	4- 0				
0- 0	0- 0	0- 0	NEUTRAL	0- 0	0- 0	0- 0				

RPI 1-25				RPI 26-50				RPI 51-100 Team's RPI: 53				RPI 101+			
RPI	S	Opponent	Score	RPI	S	Opponent	Score	RPI	S	Opponent	Score	RPI	S	Opponent	Score
5	H	Oregon	55 79	32	A	BYU	78 75	54	H	Wyoming	90 84	109	A	Loyola Marymount	56 69
13	A	Gonzaga	62 74	32	H	BYU	73 74	88	A	UC Davis	74 76	109	H	Loyola Marymount	86 62
13	H	Gonzaga	52 66	38	H	California	78 81	90	N	Old Dominion	83 65	146	A	Washington St.	70 64
20	A	Oregon St.	56 89					96	A	Pepperdine	72 77	165	A	Santa Clara	83 59
								96	H	Pepperdine	79 68	165	H	Santa Clara	81 68
								97	A	Pacific	67 76	168	N	Texas St.	89 62
								97	H	Pacific	75 62	186	A	Portland	98 91
												186	H	Portland	113 85
												192	H	Milwaukee	73 71
												239	A	San Francisco	80 65
												239	H	San Francisco	88 63
												266	A	San Diego	80 49
												266	H	San Diego	74 60
												299	A	UC Santa Barbara	80 55
												317	A	Cal Poly	69 51
LAST 12 Division I GAMES:															
90	N	Old Dominion	83 65	266	A	San Diego	80 49								
97	H	Pacific	75 62	32	A	BYU	78 75								
96	A	Pepperdine	72 77	13	H	Gonzaga	52 66								
109	A	Loyola Marymount	56 69	186	H	Portland	113 85								
239	H	San Francisco	88 63	109	H	Loyola Marymount	86 62								
165	H	Santa Clara	81 68	96	H	Pepperdine	79 68								

Non-Div I Games:

Saint Mary's (CA)

■ Loss,
 ■ Non-Conf,
 ■ S Site,
 ■ Home
 ■ A Away
 N Neutral

Saint Peter's

Through Games Of March 1, 2019

Average RPI Win:	324	WON-LOST	WINNING	LAST 10	STRENGTH OF	OPP. STRENGTH	TEAM	ADJ.	CONF.	ADJ CONF.
Average RPI Loss:	232	RECORD	PCT. RANK	GAMES	SCHEDULE	OF SCHEDULE	RPI	RPI	RPI	RPI
DIV. I ONLY	6- 22	311	0- 1	346	313	342	342	26	26	
DIV. I NON-CONF.	5- 6	177	0- 0	341	344	306	306	27	27	
TOTALS	RPI 1-25	RPI 26-50	W-L RECORDS	RPI 51-100	RPI 101-150	RPI 150+				
6- 22	0- 0	0- 1	OVERALL	0- 0	0- 4	6- 17				
4- 9	0- 0	0- 0	HOME	0- 0	0- 1	4- 8				
2- 13	0- 0	0- 1	AWAY	0- 0	0- 3	2- 9				
0- 0	0- 0	0- 0	NEUTRAL	0- 0	0- 0	0- 0				
5- 6	0- 0	0- 0	NON-CONFERENCE	0- 0	0- 3	5- 3				
4- 1	0- 0	0- 0	HOME	0- 0	0- 0	4- 1				
1- 5	0- 0	0- 0	AWAY	0- 0	0- 3	1- 2				
0- 0	0- 0	0- 0	NEUTRAL	0- 0	0- 0	0- 0				
1- 16	0- 0	0- 1	CONFERENCE	0- 0	0- 1	1- 14				
0- 8	0- 0	0- 0	HOME	0- 0	0- 1	0- 7				
1- 8	0- 0	0- 1	AWAY	0- 0	0- 0	1- 7				
0- 0	0- 0	0- 0	NEUTRAL	0- 0	0- 0	0- 0				

RPI S	Opponent	Score	RPI S	Opponent	Score	RPI S	Opponent	Score	RPI S	Opponent	Score	Team's RPI: 342
			47 A	Quinnipiac	45 90				115 A	Boston College	57 89	
									126 A	Yale	56 72	
									129 H	Marist	42 62	
									140 A	Seton Hall	47 90	
									177 A	Rider	38 60	
									177 H	Rider	43 78	
									234 A	Monmouth	50 70	
									259 H	Cal St. Fullerton	45 69	
									262 A	St. Francis Brooklyn	70 74	
									267 A	Niagara	57 81	
									267 H	Niagara	66 75	
									271 A	Siena	46 50	
									271 H	Siena	57 84	
									276 A	Manhattan	46 62	
									276 H	Manhattan	44 62	
									277 A	Canisius	59 78	
									277 H	Canisius	62 75	
									292 A	Fairfield	68 65	
									292 H	Fairfield	61 69	
									312 H	Wagner	69 57	
									318 H	NJIT	70 57	
									321 A	UMass Lowell	57 59	
									323 A	Iona	57 61	
									323 H	Iona	53 58	
									326 A	Lafayette	62 60	
									346 H	LIU Brooklyn	86 59	
LAST 12 Division I GAMES:												
			323 H	Iona	53 58				276 H	Manhattan	44 62	
			276 A	Manhattan	46 62				277 A	Canisius	59 78	
			292 H	Fairfield	61 69				267 A	Niagara	57 81	
			234 A	Monmouth	50 70				271 A	Siena	46 50	
			323 A	Iona	57 61				129 H	Marist	42 62	
			177 H	Rider	43 78				177 A	Rider	38 60	

Non-Div I Games:

Saint Peter's

■ Loss,
 ■ Non-Conf,
 ■ S Site,
 ■ H Home
 ■ A Away
 N Neutral

S
a
i
n
t
P
e
t
e
r
'
s

Saint Peter's
RPI S Opponent Score

Through Games Of March 1, 2019

RPI	S	Opponent	Score
347	H	Fairleigh Dickinson	75 58

S
a
i
n
t
P
e
t
e
r
'
s

Saint Peter's

Average RPI Win:	279	WON-LOST	WINNING	LAST 10	STRENGTH OF	OPP. STRENGTH	TEAM	ADJ.	CONF.	ADJ CONF.
Average RPI Loss:	127	RECORD	PCT. RANK	GAMES	SCHEDULE	OF SCHEDULE	RPI	RPI	RPI	RPI
DIV. I ONLY	12- 11	162	1- 0	220	270	184	184	25	25	
DIV. I NON-CONF.	2- 5	264	0- 0	105	147	174	174	23	23	
TOTALS	RPI 1-25	RPI 26-50	W-L RECORDS	RPI 51-100	RPI 101-150	RPI 150+				
12- 11	0- 0	0- 1	OVERALL	0- 5	0- 0	12- 5				
6- 4	0- 0	0- 0	HOME	0- 2	0- 0	6- 2				
6- 6	0- 0	0- 1	AWAY	0- 2	0- 0	6- 3				
0- 1	0- 0	0- 0	NEUTRAL	0- 1	0- 0	0- 0				
2- 5	0- 0	0- 1	NON-CONFERENCE	0- 2	0- 0	2- 2				
0- 1	0- 0	0- 0	HOME	0- 0	0- 0	0- 1				
2- 3	0- 0	0- 1	AWAY	0- 1	0- 0	2- 1				
0- 1	0- 0	0- 0	NEUTRAL	0- 1	0- 0	0- 0				
10- 6	0- 0	0- 0	CONFERENCE	0- 3	0- 0	10- 3				
6- 3	0- 0	0- 0	HOME	0- 2	0- 0	6- 1				
4- 3	0- 0	0- 0	AWAY	0- 1	0- 0	4- 2				
0- 0	0- 0	0- 0	NEUTRAL	0- 0	0- 0	0- 0				

RPI S	Opponent	Score	RPI S	Opponent	Score	RPI S	Opponent	Score	RPI S	Opponent	Score	Team's RPI: 184
41	A TCU	59 72	61	A LSU	52 66	159	A Abilene Christian	72 63				
			64	A Lamar University	76 81	159	H Abilene Christian	79 91				
			64	H Lamar University	72 83	169	H Oral Roberts	62 73				
			79	H SFA	68 78	173	A Nicholls St.	81 84				
			94	N Troy	79 84	181	A Southern Miss.	65 61				
						245	A A&M-Corpus Christi	61 76				
						245	H A&M-Corpus Christi	61 59				
						246	A Wichita St.	55 63				
						261	A Louisiana	68 62				
						269	H Central Ark.	66 62				
						290	H New Orleans	86 62				
						303	A Incarnate Word	76 56				
						306	H Southeastern La.	94 63				
						325	A McNeese	93 80				
						329	H Northwestern St.	66 55				
						337	A Houston Baptist	74 63				
						337	H Houston Baptist	83 64				
LAST 12 Division I GAMES:												
290	H	New Orleans	86	62	325	A	McNeese	93	80			
337	H	Houston Baptist	83	64	79	H	SFA	68	78			
173	A	Nicholls St.	81	84	306	H	Southeastern La.	94	63			
64	A	Lamar University	76	81	64	H	Lamar University	72	83			
245	H	A&M-Corpus Christi	61	59	329	H	Northwestern St.	66	55			
159	A	Abilene Christian	72	63	337	A	Houston Baptist	74	63			

Non-Div I Games: UNKNOWN 94 46 Wiley 101 63 Jarvis Christian 100 55

Sam Houston St.

Average RPI Win: 281	WON-LOST	WINNING	LAST 10	STRENGTH OF	OPP. STRENGTH	TEAM	ADJ.	CONF.	ADJ CONF.
Average RPI Loss: 171	RECORD	PCT. RANK	GAMES	SCHEDULE	OF SCHEDULE	RPI	RPI	RPI	RPI
DIV. I ONLY	8- 18	275	1- 0	270	244	279	279	27	27
DIV. I NON-CONF.	3- 10	278	0- 0	151	210	220	220	24	24
TOTALS	RPI 1-25	RPI 26-50	W-L RECORDS	RPI 51-100	RPI 101-150	RPI 150+			
8- 18	0- 0	0- 1	OVERALL	0- 1	0- 5	8- 11			
5- 3	0- 0	0- 0	HOME	0- 0	0- 2	5- 1			
3- 15	0- 0	0- 1	AWAY	0- 1	0- 3	3- 10			
0- 0	0- 0	0- 0	NEUTRAL	0- 0	0- 0	0- 0			
3- 10	0- 0	0- 1	NON-CONFERENCE	0- 1	0- 3	3- 5			
1- 1	0- 0	0- 0	HOME	0- 0	0- 1	1- 0			
2- 9	0- 0	0- 1	AWAY	0- 1	0- 2	2- 5			
0- 0	0- 0	0- 0	NEUTRAL	0- 0	0- 0	0- 0			
5- 8	0- 0	0- 0	CONFERENCE	0- 0	0- 2	5- 6			
4- 2	0- 0	0- 0	HOME	0- 0	0- 1	4- 1			
1- 6	0- 0	0- 0	AWAY	0- 0	0- 1	1- 5			
0- 0	0- 0	0- 0	NEUTRAL	0- 0	0- 0	0- 0			

RPI S	Opponent	Score	RPI S	Opponent	Score	RPI S	Opponent	Score	RPI S	Opponent	Score	Team's RPI: 279
50	A Auburn	46 73	94	A Troy	52 72	104	H UAB	41 66				
						116	A UT Martin	68 89				
						128	A Oklahoma St.	62 82				
						142	A Mercer	68 76				
						142	H Mercer	52 68				
						156	A Denver	87 83				
						167	A Colorado	39 81				
						171	A Chattanooga	56 61				
						171	H Chattanooga	63 73				
						178	A Vanderbilt	52 77				
						181	A Southern Miss.	40 76				
						197	A Hampton	57 64				
						206	A Memphis	48 53				
						211	A Furman	36 57				
						248	A ETSU	50 71				
						248	H ETSU	79 58				
						260	A Alabama St.	60 51				
						272	A Wofford	62 71				
						272	H Wofford	79 62				
						298	A UNC Greensboro	54 55				
						298	H UNC Greensboro	57 53				
						331	H Presbyterian	75 54				
						340	A Western Caro.	75 42				
						340	H Western Caro.	58 43				
LAST 12 Division I GAMES:												
272	H Wofford	79 62	272	A Wofford	62 71							
248	A ETSU	50 71	211	A Furman	36 57							
171	A Chattanooga	56 61	171	H Chattanooga	63 73							
298	H UNC Greensboro	57 53	248	H ETSU	79 58							
340	H Western Caro.	58 43	340	A Western Caro.	75 42							
142	H Mercer	52 68	298	A UNC Greensboro	54 55							

Non-Div I Games: Rhodes 71 54 Montevallo 73 47

Samford

Loss, Non-Conf, S Site, H Home A Away N Neutral

San Diego

Through Games Of March 1, 2019

Average RPI Win:	244	WON-LOST	WINNING	LAST 10	STRENGTH OF	OPP. STRENGTH	TEAM	ADJ.	CONF.	ADJ CONF.
Average RPI Loss:	116	RECORD	PCT. RANK	GAMES	SCHEDULE	OF SCHEDULE	RPI	RPI	RPI	RPI
DIV. I ONLY	7- 20	293	0- 1	152	97	266	266	8	8	
DIV. I NON-CONF.	6- 4	125	0- 0	329	202	235	235	7	7	
TOTALS	RPI 1-25	RPI 26-50	W-L RECORDS	RPI 51-100	RPI 101-150	RPI 150+				
7- 20	0- 2	0- 3	OVERALL	0- 6	0- 3	7- 6				
5- 9	0- 1	0- 2	HOME	0- 3	0- 1	5- 2				
2- 11	0- 1	0- 1	AWAY	0- 3	0- 2	2- 4				
0- 0	0- 0	0- 0	NEUTRAL	0- 0	0- 0	0- 0				
6- 4	0- 0	0- 1	NON-CONFERENCE	0- 0	0- 1	6- 2				
5- 1	0- 0	0- 1	HOME	0- 0	0- 0	5- 0				
1- 3	0- 0	0- 0	AWAY	0- 0	0- 1	1- 2				
0- 0	0- 0	0- 0	NEUTRAL	0- 0	0- 0	0- 0				
1- 16	0- 2	0- 2	CONFERENCE	0- 6	0- 2	1- 4				
0- 8	0- 1	0- 1	HOME	0- 3	0- 1	0- 2				
1- 8	0- 1	0- 1	AWAY	0- 3	0- 1	1- 2				
0- 0	0- 0	0- 0	NEUTRAL	0- 0	0- 0	0- 0				

RPI	S	Opponent	Score	RPI	S	Opponent	Score	RPI	S	Opponent	Score	RPI	S	Opponent	Score	Team's RPI: 266
13	A	Gonzaga	44 71	32	A	BYU	68 80	53	A	Saint Mary's (CA)	60 74	105	A	Minnesota	48 53	
13	H	Gonzaga	61 86	32	H	BYU	56 65	53	H	Saint Mary's (CA)	49 80	109	A	Loyola Marymount	57 83	
				38	H	California	53 70	96	A	Pepperdine	65 88	109	H	Loyola Marymount	52 69	
								96	H	Pepperdine	55 74	165	A	Santa Clara	57 49	
								97	A	Pacific	47 79	165	H	Santa Clara	68 77	
								97	H	Pacific	53 70	186	A	Portland	74 96	
												186	H	Portland	60 69	
												198	H	Dartmouth	78 76	
												238	H	Hawaii	58 50	
												239	A	San Francisco	57 68	
												242	H	San Diego St.	72 71	
												274	A	Long Beach St.	60 56	
												285	H	Cleveland St.	83 82	
												286	A	Southern Utah	59 69	
												304	H	San Jose St.	83 79	
												307	A	UTSA	77 87	
LAST 12 Division I GAMES:																
165	H	Santa Clara	68 77	109	A	Loyola Marymount	57 83									
32	A	BYU	68 80	96	A	Pepperdine	65 88									
186	A	Portland	74 96	32	H	BYU	56 65									
13	A	Gonzaga	44 71	13	H	Gonzaga	61 86									
53	H	Saint Mary's (CA)	49 80	186	H	Portland	60 69									
97	H	Pacific	53 70	97	A	Pacific	47 79									

Non-Div I Games: Cal St. San B'dino 76 58

San Diego

Loss, Non-Conf, S Site, H Home A Away N Neutral

Average RPI Win:	234	WON-LOST	WINNING	LAST 10	STRENGTH OF	OPP. STRENGTH	TEAM	ADJ.	CONF.	ADJ CONF.
Average RPI Loss:	151	RECORD	PCT. RANK	GAMES	SCHEDULE	OF SCHEDULE	RPI	RPI	RPI	RPI
DIV. I ONLY	10- 16	236	0- 1	180	188	242	242	15	15	
DIV. I NON-CONF.	5- 6	177	0- 0	257	259	234	234	13	13	
TOTALS	RPI 1-25	RPI 26-50	W-L RECORDS	RPI 51-100	RPI 101-150	RPI 150+				
10- 16	0- 0	0- 1	OVERALL	1- 6	0- 0	9- 9				
7- 7	0- 0	0- 1	HOME	1- 3	0- 0	6- 3				
3- 9	0- 0	0- 0	AWAY	0- 3	0- 0	3- 6				
0- 0	0- 0	0- 0	NEUTRAL	0- 0	0- 0	0- 0				
5- 6	0- 0	0- 1	NON-CONFERENCE	0- 1	0- 0	5- 4				
3- 3	0- 0	0- 1	HOME	0- 1	0- 0	3- 1				
2- 3	0- 0	0- 0	AWAY	0- 0	0- 0	2- 3				
0- 0	0- 0	0- 0	NEUTRAL	0- 0	0- 0	0- 0				
5- 10	0- 0	0- 0	CONFERENCE	1- 5	0- 0	4- 5				
4- 4	0- 0	0- 0	HOME	1- 2	0- 0	3- 2				
1- 6	0- 0	0- 0	AWAY	0- 3	0- 0	1- 3				
0- 0	0- 0	0- 0	NEUTRAL	0- 0	0- 0	0- 0				

RPI S	Opponent	Score	RPI S	Opponent	Score	RPI S	Opponent	Score	RPI S	Opponent	Score	Team's RPI: 242
41	H TCU	64 81	51	A New Mexico	62 70	151	A CSUN	74 77				
			51	H New Mexico	61 59	165	A Santa Clara	43 60				
			54	A Wyoming	45 87	182	A UC Irvine	78 70				
			55	A Boise St.	67 91	185	A Utah St.	56 54				
			55	H Boise St.	66 69	185	H Utah St.	52 65				
			84	H Arizona	60 69	199	A UNLV	57 71				
			91	H Fresno St.	81 87	199	H UNLV	49 62				
						225	A Nevada	69 74				
						238	H Hawaii	58 57				
						254	H California Baptist	83 67				
						259	A Cal St. Fullerton	83 72				
						266	A San Diego	71 72				
						269	H Colorado St.	54 45				
						291	A Air Force	66 75				
						291	H Air Force	70 61				
						299	H UC Santa Barbara	58 63				
						303	H Incarnate Word	81 38				
						304	H San Jose St.	69 68				
LAST 12 Division I GAMES:												
185	H Utah St.	52 65	51	H New Mexico	61 59							
199	H UNLV	49 62	304	H San Jose St.	69 68							
225	A Nevada	69 74	291	A Air Force	66 75							
55	A Boise St.	67 91	199	A UNLV	57 71							
269	H Colorado St.	54 45	91	H Fresno St.	81 87							
185	A Utah St.	56 54	51	A New Mexico	62 70							

Non-Div I Games:

San Diego St.

San Francisco

Through Games Of March 1, 2019

Average RPI Win:	270	WON-LOST	WINNING	LAST 10	STRENGTH OF	OPP. STRENGTH	TEAM	ADJ.	CONF.	ADJ CONF.
Average RPI Loss:	95	RECORD	PCT. RANK	GAMES	SCHEDULE	OF SCHEDULE	RPI	RPI	RPI	RPI
DIV. I ONLY	6- 22	311	0- 1	81	96	239	239	8	8	
DIV. I NON-CONF.	4- 7	228	0- 0	196	172	229	229	7	7	
TOTALS	RPI 1-25	RPI 26-50	W-L RECORDS	RPI 51-100	RPI 101-150	RPI 150+				
6- 22	0- 3	0- 2	OVERALL	0- 10	0- 3	6- 4				
2- 11	0- 1	0- 1	HOME	0- 6	0- 1	2- 2				
2- 10	0- 2	0- 1	AWAY	0- 4	0- 2	2- 1				
2- 1	0- 0	0- 0	NEUTRAL	0- 0	0- 0	2- 1				
4- 7	0- 1	0- 0	NON-CONFERENCE	0- 4	0- 1	4- 1				
1- 3	0- 0	0- 0	HOME	0- 3	0- 0	1- 0				
1- 3	0- 1	0- 0	AWAY	0- 1	0- 1	1- 0				
2- 1	0- 0	0- 0	NEUTRAL	0- 0	0- 0	2- 1				
2- 15	0- 2	0- 2	CONFERENCE	0- 6	0- 2	2- 3				
1- 8	0- 1	0- 1	HOME	0- 3	0- 1	1- 2				
1- 7	0- 1	0- 1	AWAY	0- 3	0- 1	1- 1				
0- 0	0- 0	0- 0	NEUTRAL	0- 0	0- 0	0- 0				

RPI 1-25				RPI 26-50				RPI 51-100				RPI 101+ Team's RPI: 239			
RPI	S	Opponent	Score	RPI	S	Opponent	Score	RPI	S	Opponent	Score	RPI	S	Opponent	Score
4	A	Stanford	62 96	32	A	BYU	59 82	53	A	Saint Mary's (CA)	63 88	109	A	Loyola Marymount	58 66
13	A	Gonzaga	51 78	32	H	BYU	59 67	53	H	Saint Mary's (CA)	65 80	109	H	Loyola Marymount	66 73
13	H	Gonzaga	44 64					75	A	Idaho	63 70	146	A	Washington St.	61 91
								86	H	UT Arlington	73 80	165	A	Santa Clara	57 49
								88	H	UC Davis	68 70	165	H	Santa Clara	66 71
								96	A	Pepperdine	50 69	186	A	Portland	73 78
								96	H	Pepperdine	66 72	186	H	Portland	66 69
								97	A	Pacific	48 74	249	N	North Dakota	97 100
								97	H	Pacific	75 85	257	A	Sacramento St.	86 75
								100	H	Northern Colo.	63 68	266	H	San Diego	68 57
												304	H	San Jose St.	85 63
												310	N	North Dakota St.	75 42
												317	N	Cal Poly	65 62
LAST 12 Division I GAMES:															
32	A	BYU	59 82	96	H	Pepperdine	66 72								
13	H	Gonzaga	44 64	165	A	Santa Clara	57 49								
186	H	Portland	66 69	186	A	Portland	73 78								
53	A	Saint Mary's (CA)	63 88	13	A	Gonzaga	51 78								
97	A	Pacific	48 74	97	H	Pacific	75 85								
109	H	Loyola Marymount	66 73	53	H	Saint Mary's (CA)	65 80								

Non-Div I Games:

San Francisco

■ Loss,
 ■ Non-Conf,
 ■ S Site,
 ■ H Home
 ■ A Away
 N Neutral

Average RPI Win:	252	WON-LOST	WINNING	LAST 10	STRENGTH OF	OPP. STRENGTH	TEAM	ADJ.	CONF.	ADJ CONF.
Average RPI Loss:	152	RECORD	PCT. RANK	GAMES	SCHEDULE	OF SCHEDULE	RPI	RPI	RPI	RPI
DIV. I ONLY	4- 21	328	0- 1	168	156	304	304	15	15	
DIV. I NON-CONF.	1- 9	326	0- 0	255	166	336	336	13	13	
TOTALS	RPI 1-25	RPI 26-50	W-L RECORDS	RPI 51-100	RPI 101-150	RPI 150+				
4- 21	0- 0	0- 0	OVERALL	0- 8	0- 1	4- 12				
3- 8	0- 0	0- 0	HOME	0- 4	0- 0	3- 4				
1- 13	0- 0	0- 0	AWAY	0- 4	0- 1	1- 8				
0- 0	0- 0	0- 0	NEUTRAL	0- 0	0- 0	0- 0				
1- 9	0- 0	0- 0	NON-CONFERENCE	0- 2	0- 1	1- 6				
1- 3	0- 0	0- 0	HOME	0- 1	0- 0	1- 2				
0- 6	0- 0	0- 0	AWAY	0- 1	0- 1	0- 4				
0- 0	0- 0	0- 0	NEUTRAL	0- 0	0- 0	0- 0				
3- 12	0- 0	0- 0	CONFERENCE	0- 6	0- 0	3- 6				
2- 5	0- 0	0- 0	HOME	0- 3	0- 0	2- 2				
1- 7	0- 0	0- 0	AWAY	0- 3	0- 0	1- 4				
0- 0	0- 0	0- 0	NEUTRAL	0- 0	0- 0	0- 0				

RPI S	Opponent	Score	RPI S	Opponent	Score	RPI S	Opponent	Score	RPI S	Opponent	Score	Team's RPI: 304
						51	A New Mexico	72 110	137	A Portland St.	51 80	
						51	H New Mexico	60 79	151	A CSUN	40 76	
						54	H Wyoming	56 70	165	H Santa Clara	56 62	
						55	A Boise St.	68 99	167	A Colorado	64 76	
						55	H Boise St.	69 83	182	H UC Irvine	66 74	
						87	A Nebraska	63 96	185	A Utah St.	49 82	
						91	A Fresno St.	48 77	185	H Utah St.	68 59	
						97	H Pacific	67 91	199	A UNLV	70 74	
									199	H UNLV	43 53	
									225	H Nevada	49 52	
									239	A San Francisco	63 85	
									242	A San Diego St.	68 69	
									264	H CSU Bakersfield	82 72	
									266	A San Diego	79 83	
									269	A Colorado St.	78 70	
									291	A Air Force	77 88	
									291	H Air Force	73 60	
LAST 12 Division I GAMES:												
			51	A New Mexico	72 110	242	A San Diego St.	68 69				
			291	H Air Force	73 60	185	H Utah St.	68 59				
			269	A Colorado St.	78 70	291	A Air Force	77 88				
			199	A UNLV	70 74	54	H Wyoming	56 70				
			51	H New Mexico	60 79	199	H UNLV	43 53				
			55	H Boise St.	69 83	185	A Utah St.	49 82				

Non-Div I Games: San Fran. St. 66 73

San Jose St.

Santa Clara

Through Games Of March 1, 2019

Average RPI Win:	209	WON-LOST	WINNING	LAST 10	STRENGTH OF	OPP. STRENGTH	TEAM	ADJ.	CONF.	ADJ CONF.
Average RPI Loss:	92	RECORD	PCT. RANK	GAMES	SCHEDULE	OF SCHEDULE	RPI	RPI	RPI	RPI
DIV. I ONLY	12- 15	205	1- 0	117	93	165	165	8	8	
DIV. I NON-CONF.	6- 4	125	0- 0	188	160	129	129	7	7	
TOTALS	RPI 1-25	RPI 26-50	W-L RECORDS	RPI 51-100	RPI 101-150	RPI 150+				
12- 15	0- 3	0- 2	OVERALL	2- 6	1- 1	9- 3				
5- 9	0- 1	0- 1	HOME	1- 3	0- 1	4- 3				
7- 6	0- 2	0- 1	AWAY	1- 3	1- 0	5- 0				
0- 0	0- 0	0- 0	NEUTRAL	0- 0	0- 0	0- 0				
6- 4	0- 1	0- 1	NON-CONFERENCE	1- 1	0- 0	5- 1				
4- 1	0- 0	0- 0	HOME	1- 0	0- 0	3- 1				
2- 3	0- 1	0- 1	AWAY	0- 1	0- 0	2- 0				
0- 0	0- 0	0- 0	NEUTRAL	0- 0	0- 0	0- 0				
6- 11	0- 2	0- 1	CONFERENCE	1- 5	1- 1	4- 2				
1- 8	0- 1	0- 1	HOME	0- 3	0- 1	1- 2				
5- 3	0- 1	0- 0	AWAY	1- 2	1- 0	3- 0				
0- 0	0- 0	0- 0	NEUTRAL	0- 0	0- 0	0- 0				

RPI 1-25				RPI 26-50				RPI 51-100				RPI 101+ Team's RPI: 165			
RPI	S	Opponent	Score	RPI	S	Opponent	Score	RPI	S	Opponent	Score	RPI	S	Opponent	Score
13	A	Gonzaga	61 78	32	H	BYU	44 54	53	A	Saint Mary's (CA)	68 81	109	A	Loyola Marymount	83 75
13	H	Gonzaga	61 74	44	A	Southern California	46 77	53	H	Saint Mary's (CA)	59 83	109	H	Loyola Marymount	60 69
20	A	Oregon St.	31 82					57	H	Missouri St.	77 73	151	H	CSUN	38 53
								91	A	Fresno St.	53 80	186	A	Portland	72 66
								96	A	Pepperdine	48 74	186	H	Portland	106 68
								96	H	Pepperdine	74 76	225	H	Nevada	56 48
								97	A	Pacific	88 83	239	A	San Francisco	71 66
								97	H	Pacific	70 74	239	H	San Francisco	49 57
												242	H	San Diego St.	60 43
												259	A	Cal St. Fullerton	64 60
												266	A	San Diego	77 68
												266	H	San Diego	49 57
												304	A	San Jose St.	62 56
												335	H	Grand Canyon	75 55
LAST 12 Division I GAMES:															
266	A	San Diego	77 68	109	H	Loyola Marymount	60 69								
186	H	Portland	106 68	239	H	San Francisco	49 57								
13	H	Gonzaga	61 74	13	A	Gonzaga	61 78								
97	A	Pacific	88 83	186	A	Portland	72 66								
53	A	Saint Mary's (CA)	68 81	53	H	Saint Mary's (CA)	59 83								
96	H	Pepperdine	74 76	97	H	Pacific	70 74								

Non-Div I Games: Sonoma St. 98 38

Santa Clara

Loss, Non-Conf, S Site, H Home A Away N Neutral

Savannah St.

Through Games Of March 1, 2019

Average RPI Win:	329	WON-LOST	WINNING	LAST 10	STRENGTH OF	OPP. STRENGTH	TEAM	ADJ.	CONF.	ADJ CONF.
Average RPI Loss:	241	RECORD	PCT. RANK	GAMES	SCHEDULE	OF SCHEDULE	RPI	RPI	RPI	RPI
DIV. I ONLY	4- 17	320	0- 1	351	322	349	349	32	32	
DIV. I NON-CONF.	0- 7	336	0- 0	248	116	342	342	32	32	
TOTALS	RPI 1-25	RPI 26-50	W-L RECORDS	RPI 51-100	RPI 101-150	RPI 150+				
4- 17	0- 1	0- 1	OVERALL	0- 0	0- 0	4- 15				
2- 8	0- 0	0- 0	HOME	0- 0	0- 0	2- 8				
2- 9	0- 1	0- 1	AWAY	0- 0	0- 0	2- 7				
0- 0	0- 0	0- 0	NEUTRAL	0- 0	0- 0	0- 0				
0- 7	0- 1	0- 1	NON-CONFERENCE	0- 0	0- 0	0- 5				
0- 3	0- 0	0- 0	HOME	0- 0	0- 0	0- 3				
0- 4	0- 1	0- 1	AWAY	0- 0	0- 0	0- 2				
0- 0	0- 0	0- 0	NEUTRAL	0- 0	0- 0	0- 0				
4- 10	0- 0	0- 0	CONFERENCE	0- 0	0- 0	4- 10				
2- 5	0- 0	0- 0	HOME	0- 0	0- 0	2- 5				
2- 5	0- 0	0- 0	AWAY	0- 0	0- 0	2- 5				
0- 0	0- 0	0- 0	NEUTRAL	0- 0	0- 0	0- 0				

RPI 1-25				RPI 26-50				RPI 51-100				RPI 101+ Team's RPI: 349			
RPI	S	Opponent	Score	RPI	S	Opponent	Score	RPI	S	Opponent	Score	RPI	S	Opponent	Score
24	A	DePaul	61 124	29	A	South Dakota St.	49 97					190	A	UMES	46 78
												191	A	N.C. A&T	69 73
												205	H	Bethune-Cookman	47 68
												212	A	Ole Miss	51 74
												229	H	Jacksonville	58 68
												241	H	Texas Southern	41 65
												246	A	Wichita St.	50 66
												263	H	Norfolk St.	42 78
												284	H	Ga. Southern	71 82
												302	H	South Carolina St.	60 71
												308	A	Morgan St.	47 63
												308	H	Morgan St.	53 35
												330	A	Coppin St.	76 70
												330	H	Coppin St.	68 57
												338	A	N.C. Central	65 77
												338	H	N.C. Central	67 71
												343	A	Delaware St.	58 66
												348	A	Florida A&M	54 50
												348	H	Florida A&M	55 60
LAST 12 Division I GAMES:															
191	A	N.C. A&T	69 73	190	A	UMES	46 78								
338	A	N.C. Central	65 77	343	A	Delaware St.	58 66								
205	H	Bethune-Cookman	47 68	338	H	N.C. Central	67 71								
348	H	Florida A&M	55 60	302	H	South Carolina St.	60 71								
308	H	Morgan St.	53 35	263	H	Norfolk St.	42 78								
330	H	Coppin St.	68 57	348	A	Florida A&M	54 50								

Non-Div I Games: Carver 101 49 Wesleyan (GA) 155 26

Savannah St.

Loss, Non-Conf, S Site, H Home A Away N Neutral

Average RPI Win:	350	WON-LOST	WINNING	LAST 10	STRENGTH OF	OPP. STRENGTH	TEAM	ADJ.	CONF.	ADJ CONF.
Average RPI Loss:	208	RECORD	PCT. RANK	GAMES	SCHEDULE	OF SCHEDULE	RPI	RPI	RPI	RPI
DIV. I ONLY	1- 26	350	0- 1	235	324	344	344	30	30	
DIV. I NON-CONF.	0- 13	336	0- 0	152	262	334	334	30	30	
TOTALS	RPI 1-25	RPI 26-50	W-L RECORDS	RPI 51-100	RPI 101-150	RPI 150+				
1- 26	0- 0	0- 0	OVERALL	0- 5	0- 3	1- 18				
1- 12	0- 0	0- 0	HOME	0- 1	0- 1	1- 10				
0- 13	0- 0	0- 0	AWAY	0- 3	0- 2	0- 8				
0- 1	0- 0	0- 0	NEUTRAL	0- 1	0- 0	0- 0				
0- 13	0- 0	0- 0	NON-CONFERENCE	0- 5	0- 1	0- 7				
0- 5	0- 0	0- 0	HOME	0- 1	0- 0	0- 4				
0- 7	0- 0	0- 0	AWAY	0- 3	0- 1	0- 3				
0- 1	0- 0	0- 0	NEUTRAL	0- 1	0- 0	0- 0				
1- 13	0- 0	0- 0	CONFERENCE	0- 0	0- 2	1- 11				
1- 7	0- 0	0- 0	HOME	0- 0	0- 1	1- 6				
0- 6	0- 0	0- 0	AWAY	0- 0	0- 1	0- 5				
0- 0	0- 0	0- 0	NEUTRAL	0- 0	0- 0	0- 0				

RPI 1-25			RPI 26-50			RPI 51-100				RPI 101+			Team's RPI: 344		
RPI	S	Opponent	Score	RPI	S	Opponent	Score	RPI	S	Opponent	Score	RPI	S	Opponent	Score
								70	A	Utah	62 89	133	A	New Mexico St.	55 75
								84	N	Arizona	54 84	133	H	New Mexico St.	72 83
								88	A	UC Davis	59 76	137	A	Portland St.	43 68
								96	H	Pepperdine	64 78	163	H	Washington	58 69
								97	A	Pacific	61 75	182	A	UC Irvine	60 65
												225	A	Nevada	54 67
												226	A	UMKC	66 83
												226	H	UMKC	62 86
												235	A	UTRGV	56 69
												235	H	UTRGV	70 74
												238	A	Hawaii	51 67
												254	A	California Baptist	83 100
												254	H	California Baptist	64 86
												255	H	Northern Ariz.	58 65
												259	H	Cal St. Fullerton	54 57
												264	H	CSU Bakersfield	60 70
												273	A	Utah Valley	56 63
												273	H	Utah Valley	55 58
												317	H	Cal Poly	50 60
												335	H	Grand Canyon	73 74
												350	A	Chicago St.	61 64
												350	H	Chicago St.	90 54
LAST 12 Division I GAMES:															
254	H	California Baptist	64 86	254	A	California Baptist	83 100	226	H	UMKC	62 86				
350	A	Chicago St.	61 64	350	H	Chicago St.	90 54	235	A	UTRGV	56 69				
226	A	UMKC	66 83	133	A	New Mexico St.	55 75	273	H	Utah Valley	55 58				
133	H	New Mexico St.	72 83												
235	H	UTRGV	70 74												
273	A	Utah Valley	56 63												

Non-Div I Games:

Seattle U

■ Loss,
 ■ Non-Conf,
 ■ S Site,
 ■ Home
 ■ A Away
 N Neutral

Seton Hall

Through Games Of March 1, 2019

Average RPI Win:	192	WON-LOST	WINNING	LAST 10	STRENGTH OF	OPP. STRENGTH	TEAM	ADJ.	CONF.	ADJ CONF.
Average RPI Loss:	68	RECORD	PCT. RANK	GAMES	SCHEDULE	OF SCHEDULE	RPI	RPI	RPI	RPI
DIV. I ONLY	14- 14	170	0- 1	94	75	140	140	6	6	
DIV. I NON-CONF.	8- 3	72	0- 0	260	238	118	118	4	4	
TOTALS	RPI 1-25	RPI 26-50	W-L RECORDS	RPI 51-100	RPI 101-150	RPI 150+				
14- 14	1- 4	0- 4	OVERALL	4- 3	2- 1	7- 2				
11- 4	0- 2	0- 1	HOME	3- 0	2- 0	6- 1				
2- 9	1- 2	0- 2	AWAY	1- 3	0- 1	0- 1				
1- 1	0- 0	0- 1	NEUTRAL	0- 0	0- 0	1- 0				
8- 3	0- 1	0- 2	NON-CONFERENCE	1- 0	0- 0	7- 0				
6- 0	0- 0	0- 0	HOME	0- 0	0- 0	6- 0				
1- 2	0- 1	0- 1	AWAY	1- 0	0- 0	0- 0				
1- 1	0- 0	0- 1	NEUTRAL	0- 0	0- 0	1- 0				
6- 11	1- 3	0- 2	CONFERENCE	3- 3	2- 1	0- 2				
5- 4	0- 2	0- 1	HOME	3- 0	2- 0	0- 1				
1- 7	1- 1	0- 1	AWAY	0- 3	0- 1	0- 1				
0- 0	0- 0	0- 0	NEUTRAL	0- 0	0- 0	0- 0				

RPI 1-25				RPI 26-50				RPI 51-100				RPI 101+ Team's RPI: 140			
RPI	S	Opponent	Score	RPI	S	Opponent	Score	RPI	S	Opponent	Score	RPI	S	Opponent	Score
6	A	UConn	61 99	30	A	UCLA	62 78	59	A	Princeton	70 66	107	H	St. John's (NY)	77 67
12	A	Marquette	60 96	42	N	Georgia Tech	73 84	63	A	Butler	59 62	117	A	Providence	75 82
12	H	Marquette	63 109	43	A	Villanova	68 73	63	H	Butler	83 62	117	H	Providence	79 73
24	A	DePaul	84 73	43	H	Villanova	66 70	81	A	Georgetown	43 51	194	A	Xavier	62 63
24	H	DePaul	85 94					81	H	Georgetown	76 63	194	H	Xavier	76 80
								93	A	Creighton	71 80	262	H	St. Francis Brooklyn	100 77
								93	H	Creighton	82 75	297	H	Kennesaw St.	102 80
												298	N	UNC Greensboro	71 64
												307	H	UTSA	84 53
												312	H	Wagner	95 40
												321	H	UMass Lowell	90 57
												342	H	Saint Peter's	90 47
LAST 12 Division I GAMES:															
43	A	Villanova	68 73	63	H	Butler	83 62								
81	A	Georgetown	43 51	194	H	Xavier	76 80								
12	H	Marquette	63 109	81	H	Georgetown	76 63								
24	H	DePaul	85 94	43	H	Villanova	66 70								
93	A	Creighton	71 80	24	A	DePaul	84 73								
117	A	Providence	75 82	12	A	Marquette	60 96								

Non-Div I Games:

Seton Hall

■ Loss,
■ Non-Conf,
■ S Site,
■ H Home
■ A Away
N Neutral

Average RPI Win: 283	WON-LOST	WINNING	LAST 10	STRENGTH OF	OPP. STRENGTH	TEAM	ADJ.	CONF.	ADJ CONF.
Average RPI Loss: 186	RECORD	PCT. RANK	GAMES	SCHEDULE	OF SCHEDULE	RPI	RPI	RPI	RPI
DIV. I ONLY	12- 16	216	1- 0	290	298	271	271	26	26
DIV. I NON-CONF.	4- 7	228	1- 0	209	301	269	269	27	27
TOTALS	RPI 1-25	RPI 26-50	W-L RECORDS	RPI 51-100	RPI 101-150	RPI 150+			
12- 16	0- 0	0- 1	OVERALL	0- 3	0- 2	12- 10			
6- 8	0- 0	0- 0	HOME	0- 2	0- 1	6- 5			
5- 7	0- 0	0- 1	AWAY	0- 0	0- 1	5- 5			
1- 1	0- 0	0- 0	NEUTRAL	0- 1	0- 0	1- 0			
4- 7	0- 0	0- 0	NON-CONFERENCE	0- 3	0- 0	4- 4			
2- 4	0- 0	0- 0	HOME	0- 2	0- 0	2- 2			
1- 2	0- 0	0- 0	AWAY	0- 0	0- 0	1- 2			
1- 1	0- 0	0- 0	NEUTRAL	0- 1	0- 0	1- 0			
8- 9	0- 0	0- 1	CONFERENCE	0- 0	0- 2	8- 6			
4- 4	0- 0	0- 0	HOME	0- 0	0- 1	4- 3			
4- 5	0- 0	0- 1	AWAY	0- 0	0- 1	4- 3			
0- 0	0- 0	0- 0	NEUTRAL	0- 0	0- 0	0- 0			

RPI S	Opponent	Score	RPI S	Opponent	Score	RPI S	Opponent	Score	RPI S	Opponent	Score	Team's RPI: 271
			47 Quinnipiac	31 68		66 Penn	51 58		129 Marist	59 88		
						77 N Drexel	39 51		129 Marist	58 73		
						83 Harvard	54 73		177 Rider	54 77		
									177 Rider	52 55		
									216 Sacred Heart	50 72		
									220 Howard	86 81		
									222 Hofstra	50 57		
									227 Massachusetts	64 59		
									234 Monmouth	77 68		
									234 Monmouth	54 56		
									247 Colgate	55 53		
									258 St. Bonaventure	58 74		
									267 Niagara	67 61		
									276 Manhattan	48 52		
									276 Manhattan	62 56		
									277 Canisius	78 66		
									292 Fairfield	55 59		
									292 Fairfield	40 66		
									305 Fla. Atlantic	66 70		
									312 N Wagner	74 71		
									323 Iona	66 45		
									323 Iona	59 47		
									342 Saint Peter's	84 57		
									342 Saint Peter's	50 46		
LAST 12 Division I GAMES:												
			312 N Wagner	74 71		323 Iona	66 45					
			177 Rider	54 77		276 Manhattan	48 52					
			277 Canisius	78 66		129 Marist	58 73					
			267 Niagara	67 61		292 Fairfield	55 59					
			292 Fairfield	40 66		342 Saint Peter's	50 46					
			234 Monmouth	54 56		47 Quinnipiac	31 68					

Non-Div I Games:

Siena

Loss, Non-Conf, S Site, H Home A Away N Neutral

Average RPI Win: 218		WON-LOST	WINNING	LAST 10	STRENGTH OF	OPP. STRENGTH	TEAM	ADJ.	CONF.	ADJ CONF.
Average RPI Loss: 119		RECORD	PCT. RANK	GAMES	SCHEDULE	OF SCHEDULE	RPI	RPI	RPI	RPI
DIV. I ONLY		17- 7	61	1- 0	201	160	95	95	12	12
DIV. I NON-CONF.		9- 0	1	1- 0	288	253	49	49	14	14
TOTALS	RPI 1-25		RPI 26-50		W-L RECORDS		RPI 51-100		RPI 101-150	RPI 150+
17- 7	0- 0		0- 0		OVERALL		1- 4		3- 1	13- 2
8- 2	0- 0		0- 0		HOME		1- 1		1- 0	6- 1
8- 5	0- 0		0- 0		AWAY		0- 3		1- 1	7- 1
1- 0	0- 0		0- 0		NEUTRAL		0- 0		1- 0	0- 0
9- 0	0- 0		0- 0		NON-CONFERENCE		0- 0		1- 0	8- 0
3- 0	0- 0		0- 0		HOME		0- 0		0- 0	3- 0
5- 0	0- 0		0- 0		AWAY		0- 0		0- 0	5- 0
1- 0	0- 0		0- 0		NEUTRAL		0- 0		1- 0	0- 0
8- 7	0- 0		0- 0		CONFERENCE		1- 4		2- 1	5- 2
5- 2	0- 0		0- 0		HOME		1- 1		1- 0	3- 1
3- 5	0- 0		0- 0		AWAY		0- 3		1- 1	2- 1
0- 0	0- 0		0- 0		NEUTRAL		0- 0		0- 0	0- 0

RPI 1-25				RPI 26-50				RPI 51-100				Team's RPI: 95		RPI 101+			
RPI	S	Opponent	Score	RPI	S	Opponent	Score	RPI	S	Opponent	Score		RPI	S	Opponent	Score	
								72	A	Little Rock	44	47	132	A	Georgia St.	68 59	
								72	H	Little Rock	42	65	132	H	Georgia St.	62 59	
								86	A	UT Arlington	51	72	133	N	New Mexico St.	68 67	
								94	A	Troy	58	66	149	A	Appalachian St.	63 71	
								94	H	Troy	80	77	153	A	Alabama	72 67	
													162	A	Coastal Caro.	88 78	
													173	A	Southern U.	53 49	
													180	A	Arkansas St.	58 69	
													180	H	Arkansas St.	64 77	
													181	H	Southern Miss.	77 68	
													248	H	ETSU	81 74	
													260	H	Alabama St.	77 65	
													261	H	Louisiana	83 60	
													269	A	Central Ark.	58 50	
													284	A	Ga. Southern	69 53	
													284	H	Ga. Southern	73 60	
													301	A	Tennessee St.	78 56	
													315	A	FIU	84 77	
													316	H	La.-Monroe	77 49	
LAST 12 Division I GAMES:																	
				315	A	FIU	84 77	180	A	Arkansas St.	58	69					
				86	A	UT Arlington	51 72	94	H	Troy	80	77					
				94	A	Troy	58 66	316	H	La.-Monroe	77	49					
				132	H	Georgia St.	62 59	261	H	Louisiana	83	60					
				284	H	Ga. Southern	73 60	284	A	Ga. Southern	69	53					
				72	A	Little Rock	44 47	132	A	Georgia St.	68	59					

Non-Div I Games: Faulkner

97 40

Spring Hill

75 57

South Alabama

Loss, Non-Conf, S Site, H Home A Away N Neutral

South Carolina

Through Games Of March 1, 2019

Average RPI Win: 129	WON-LOST	WINNING	LAST 10	STRENGTH OF	OPP. STRENGTH	TEAM	ADJ.	CONF.	ADJ CONF.
Average RPI Loss: 14	RECORD	PCT. RANK	GAMES	SCHEDULE	OF SCHEDULE	RPI	RPI	RPI	RPI
DIV. I ONLY	21- 7	46	0- 1	13	24	16	16	5	5
DIV. I NON-CONF.	8- 5	119	0- 1	16	16	39	39	5	5
TOTALS	RPI 1-25	RPI 26-50	W-L RECORDS	RPI 51-100	RPI 101-150	RPI 150+			
21- 7	2- 7	2- 0	OVERALL	6- 0	2- 0	9- 0			
11- 3	0- 3	1- 0	HOME	2- 0	2- 0	6- 0			
9- 2	2- 2	1- 0	AWAY	4- 0	0- 0	2- 0			
1- 2	0- 2	0- 0	NEUTRAL	0- 0	0- 0	1- 0			
8- 5	0- 5	0- 0	NON-CONFERENCE	2- 0	2- 0	4- 0			
5- 2	0- 2	0- 0	HOME	1- 0	2- 0	2- 0			
2- 1	0- 1	0- 0	AWAY	1- 0	0- 0	1- 0			
1- 2	0- 2	0- 0	NEUTRAL	0- 0	0- 0	1- 0			
13- 2	2- 2	2- 0	CONFERENCE	4- 0	0- 0	5- 0			
6- 1	0- 1	1- 0	HOME	1- 0	0- 0	4- 0			
7- 1	2- 1	1- 0	AWAY	3- 0	0- 0	1- 0			
0- 0	0- 0	0- 0	NEUTRAL	0- 0	0- 0	0- 0			

RPI	S	Opponent	Score	RPI	S	Opponent	Score	RPI	S	Opponent	Score	RPI	S	Opponent	Score
2	H	Baylor	69 94	27	H	Missouri	79 65	52	H	Clemson	69 57	120	H	Dayton	65 55
6	A	UConn	79 97	50	A	Auburn	73 66	61	A	LSU	76 53	149	H	Appalachian St.	80 50
9	A	Mississippi St.	74 89					65	A	Tennessee	82 67	153	H	Alabama	62 59
14	H	Maryland	61 85					78	A	Purdue	82 73	166	H	Temple	88 60
17	A	Texas A&M	60 57					98	H	Georgia	65 57	178	H	Vanderbilt	80 69
20	N	Oregon St.	68 70					99	A	Arkansas	87 79	211	H	Furman	66 53
21	A	Kentucky	74 70									212	H	Ole Miss	76 42
21	H	Kentucky	57 65									223	A	Florida	96 77
23	N	Drake	85 90									223	H	Florida	71 40
												248	N	ETSU	101 55
												260	A	Alabama St.	94 38
LAST 12 Division I GAMES:															
23	N	Drake	85 90	98	H	Georgia	65 57								
20	N	Oregon St.	68 70	6	A	UConn	79 97								
50	A	Auburn	73 66	212	H	Ole Miss	76 42								
65	A	Tennessee	82 67	99	A	Arkansas	87 79								
21	H	Kentucky	57 65	21	A	Kentucky	74 70								
223	A	Florida	96 77	178	H	Vanderbilt	80 69								

Non-Div I Games:

South Carolina

Loss, Non-Conf, S Site, H Home A Away N Neutral

Average RPI Win:	314	WON-LOST	WINNING	LAST 10	STRENGTH OF	OPP. STRENGTH	TEAM	ADJ.	CONF.	ADJ CONF.
Average RPI Loss:	210	RECORD	PCT. RANK	GAMES	SCHEDULE	OF SCHEDULE	RPI	RPI	RPI	RPI
DIV. I ONLY	12- 14	197	1- 0	349	335	302	302	32	32	
DIV. I NON-CONF.	5- 7	206	1- 0	331	283	290	290	32	32	
TOTALS	RPI 1-25	RPI 26-50	W-L RECORDS	RPI 51-100	RPI 101-150	RPI 150+				
12- 14	0- 0	0- 0	OVERALL	0- 2	0- 1	12- 11				
6- 5	0- 0	0- 0	HOME	0- 0	0- 0	6- 5				
6- 7	0- 0	0- 0	AWAY	0- 2	0- 0	6- 5				
0- 2	0- 0	0- 0	NEUTRAL	0- 0	0- 1	0- 1				
5- 7	0- 0	0- 0	NON-CONFERENCE	0- 2	0- 1	5- 4				
3- 1	0- 0	0- 0	HOME	0- 0	0- 0	3- 1				
2- 4	0- 0	0- 0	AWAY	0- 2	0- 0	2- 2				
0- 2	0- 0	0- 0	NEUTRAL	0- 0	0- 1	0- 1				
7- 7	0- 0	0- 0	CONFERENCE	0- 0	0- 0	7- 7				
3- 4	0- 0	0- 0	HOME	0- 0	0- 0	3- 4				
4- 3	0- 0	0- 0	AWAY	0- 0	0- 0	4- 3				
0- 0	0- 0	0- 0	NEUTRAL	0- 0	0- 0	0- 0				

RPI S	Opponent	Score	RPI S	Opponent	Score	RPI S	Opponent	Score	RPI S	Opponent	Score	Team's RPI: 302
						80	A Radford	31 61	143	N Wake Forest	44 58	
						84	A Arizona	32 73	162	A Coastal Caro.	44 57	
									190	A UMES	43 63	
									191	A N.C. A&T	52 59	
									191	H N.C. A&T	44 58	
									199	H UNLV	58 49	
									205	H Bethune-Cookman	64 69	
									220	H Howard	72 63	
									221	N East Carolina	63 71	
									263	H Norfolk St.	50 57	
									293	H Winthrop	50 58	
									294	H Charleston So.	67 58	
									295	A Col. of Charleston	51 75	
									308	A Morgan St.	51 62	
									308	H Morgan St.	61 63	
									330	A Coppin St.	75 59	
									330	H Coppin St.	60 55	
									331	A Presbyterian	57 48	
									338	A N.C. Central	72 60	
									340	A Western Caro.	54 39	
									341	H USC Upstate	71 66	
									343	A Delaware St.	63 60	
									348	H Florida A&M	61 48	
									349	A Savannah St.	71 60	
LAST 12 Division I GAMES:												
			199	H UNLV	58 49		308	H Morgan St.	61 63			
			338	A N.C. Central	72 60		343	A Delaware St.	63 60			
			191	A N.C. A&T	52 59		190	A UMES	43 63			
			348	H Florida A&M	61 48		349	A Savannah St.	71 60			
			205	H Bethune-Cookman	64 69		263	H Norfolk St.	50 57			
			330	H Coppin St.	60 55		220	H Howard	72 63			

Non-Div I Games: Voorhees 88 61 UNKNOWN 67 51

South Carolina St.

Loss, Non-Conf, S Site, H Home A Away N Neutral

South Dakota

Through Games Of March 1, 2019

Average RPI Win:	193	WON-LOST	WINNING	LAST 10	STRENGTH OF	OPP. STRENGTH	TEAM	ADJ.	CONF.	ADJ CONF.
Average RPI Loss:	64	RECORD	PCT. RANK	GAMES	SCHEDULE	OF SCHEDULE	RPI	RPI	RPI	RPI
DIV. I ONLY	23- 4	12	1- 0	158	127	35	35	19	19	
DIV. I NON-CONF.	10- 2	37	0- 0	50	17	14	14	19	19	
TOTALS	RPI 1-25	RPI 26-50	W-L RECORDS	RPI 51-100	RPI 101-150	RPI 150+				
23- 4	1- 1	2- 2	OVERALL	3- 0	1- 0	16- 1				
10- 0	1- 0	1- 0	HOME	1- 0	0- 0	7- 0				
10- 3	0- 1	1- 1	AWAY	2- 0	0- 0	7- 1				
3- 1	0- 0	0- 1	NEUTRAL	0- 0	1- 0	2- 0				
10- 2	1- 1	1- 1	NON-CONFERENCE	3- 0	1- 0	4- 0				
3- 0	1- 0	0- 0	HOME	1- 0	0- 0	1- 0				
4- 1	0- 1	1- 0	AWAY	2- 0	0- 0	1- 0				
3- 1	0- 0	0- 1	NEUTRAL	0- 0	1- 0	2- 0				
13- 2	0- 0	1- 1	CONFERENCE	0- 0	0- 0	12- 1				
7- 0	0- 0	1- 0	HOME	0- 0	0- 0	6- 0				
6- 2	0- 0	0- 1	AWAY	0- 0	0- 0	6- 1				
0- 0	0- 0	0- 0	NEUTRAL	0- 0	0- 0	0- 0				

RPI S	Opponent	Score	RPI S	Opponent	Score	Team's RPI: 35	RPI S	Opponent	Score	RPI S	Opponent	Score
11	H Iowa St.	64 59	27	A Missouri	74 61		57	A Missouri St.	85 74	109	N Loyola Marymount	67 40
23	A Drake	64 76	29	A South Dakota St.	78 82		68	H Green Bay	55 49	156	A Denver	99 104
			29	H South Dakota St.	105 98		93	A Creighton	77 65	156	H Denver	73 58
			49	N Indiana	60 68					169	A Oral Roberts	76 72
										169	H Oral Roberts	75 64
										170	A Montana	64 41
										200	N Grambling	67 53
										233	A Western Ill.	83 61
										233	H Western Ill.	92 49
										246	N Wichita St.	73 64
										249	A North Dakota	80 50
										303	H Incarnate Word	96 43
										310	A North Dakota St.	67 41
										310	H North Dakota St.	76 57
										320	A Omaha	80 49
										320	H Omaha	78 33
										334	A Purdue Fort Wayne	71 49
										334	H Purdue Fort Wayne	69 51
LAST 12 Division I GAMES:												
310	H North Dakota St.	76 57	334	A Purdue Fort Wayne	71 49							
29	A South Dakota St.	78 82	233	H Western Ill.	92 49							
156	H Denver	73 58	249	A North Dakota	80 50							
233	A Western Ill.	83 61	320	A Omaha	80 49							
169	H Oral Roberts	75 64	169	A Oral Roberts	76 72							
320	H Omaha	78 33	334	H Purdue Fort Wayne	69 51							

Non-Div I Games: St. Mary (NE) 112 52 Bellevue 79 40

South Dakota

Loss, Non-Conf, S Site, H Home A Away N Neutral

Average RPI Win: 195		WON-LOST	WINNING	LAST 10	STRENGTH OF	OPP. STRENGTH	TEAM	ADJ.	CONF.	ADJ CONF.
Average RPI Loss: 24		RECORD	PCT. RANK	GAMES	SCHEDULE	OF SCHEDULE	RPI	RPI	RPI	RPI
DIV. I ONLY		22- 6	28	1- 0	66	136	29	29	19	19
DIV. I NON-CONF.		8- 5	119	0- 0	6	12	19	19	19	19
TOTALS		RPI 1-25	RPI 26-50	W-L RECORDS	RPI 51-100	RPI 101-150	RPI 150+			
22- 6	2- 3		1- 2	OVERALL	3- 1	1- 0	15- 0			
12- 1	1- 1		1- 0	HOME	3- 0	0- 0	7- 0			
10- 3	1- 1		0- 1	AWAY	0- 1	1- 0	8- 0			
0- 2	0- 1		0- 1	NEUTRAL	0- 0	0- 0	0- 0			
8- 5	2- 3		0- 1	NON-CONFERENCE	3- 1	1- 0	2- 0			
5- 1	1- 1		0- 0	HOME	3- 0	0- 0	1- 0			
3- 2	1- 1		0- 0	AWAY	0- 1	1- 0	1- 0			
0- 2	0- 1		0- 1	NEUTRAL	0- 0	0- 0	0- 0			
14- 1	0- 0		1- 1	CONFERENCE	0- 0	0- 0	13- 0			
7- 0	0- 0		1- 0	HOME	0- 0	0- 0	6- 0			
7- 1	0- 0		0- 1	AWAY	0- 0	0- 0	7- 0			
0- 0	0- 0		0- 0	NEUTRAL	0- 0	0- 0	0- 0			

RPI 1-25					RPI 26-50					Team's RPI: 29					RPI 51-100					RPI 101+				
RPI	S	Opponent	Score		RPI	S	Opponent	Score		RPI	S	Opponent	Score		RPI	S	Opponent	Score						
2	N	Baylor	66	72	35	A	South Dakota	98	105	54	A	Wyoming	70	77	139	A	Montana St.	88	67					
5	H	Oregon	79	87	35	H	South Dakota	82	78	68	H	Green Bay	77	47	156	A	Denver	83	67					
12	A	Marquette	52	91	37	N	Buffalo	55	61	69	H	FGCU	80	62	156	H	Denver	76	59					
23	H	Drake	80	71						93	H	Creighton	74	48	169	A	Oral Roberts	74	65					
25	A	Central Mich.	80	71											169	H	Oral Roberts	68	55					
															171	A	Chattanooga	71	54					
															233	A	Western Ill.	93	84					
															249	A	North Dakota	66	48					
															249	H	North Dakota	81	58					
															310	A	North Dakota St.	88	48					
															310	H	North Dakota St.	86	33					
															320	A	Omaha	82	38					
															320	H	Omaha	81	47					
															334	A	Purdue Fort Wayne	85	52					
															334	H	Purdue Fort Wayne	92	68					
															349	H	Savannah St.	97	49					
LAST 12 Division I GAMES:																								
					35	H	South Dakota	82	78	156	A	Denver	83	67										
					334	H	Purdue Fort Wayne	92	68	320	H	Omaha	81	47										
					310	A	North Dakota St.	88	48	310	H	North Dakota St.	86	33										
					320	A	Omaha	82	38	249	A	North Dakota	66	48										
					249	H	North Dakota	81	58	169	H	Oral Roberts	68	55										
					169	A	Oral Roberts	74	65	156	H	Denver	76	59										

Non-Div I Games:

South Dakota St.

■ Loss, ■ Non-Conf, S Site, H Home A Away N Neutral

Average RPI Win:	180	WON-LOST	WINNING	LAST 10	STRENGTH OF	OPP. STRENGTH	TEAM	ADJ.	CONF.	ADJ CONF.
Average RPI Loss:	79	RECORD	PCT. RANK	GAMES	SCHEDULE	OF SCHEDULE	RPI	RPI	RPI	RPI
DIV. I ONLY	16- 12	136	1- 0	109	70	123	123	9	9	
DIV. I NON-CONF.	9- 5	104	0- 0	193	18	125	125	8	8	
TOTALS	RPI 1-25	RPI 26-50	W-L RECORDS	RPI 51-100	RPI 101-150	RPI 150+				
16- 12	0- 4	1- 1	OVERALL	1- 3	3- 2	11- 2				
10- 4	0- 1	0- 0	HOME	0- 1	2- 1	8- 1				
5- 4	0- 2	0- 0	AWAY	1- 1	1- 0	3- 1				
1- 4	0- 1	1- 1	NEUTRAL	0- 1	0- 1	0- 0				
9- 5	0- 1	1- 1	NON-CONFERENCE	1- 2	1- 1	6- 0				
7- 0	0- 0	0- 0	HOME	0- 0	1- 0	6- 0				
1- 1	0- 0	0- 0	AWAY	1- 1	0- 0	0- 0				
1- 4	0- 1	1- 1	NEUTRAL	0- 1	0- 1	0- 0				
7- 7	0- 3	0- 0	CONFERENCE	0- 1	2- 1	5- 2				
3- 4	0- 1	0- 0	HOME	0- 1	1- 1	2- 1				
4- 3	0- 2	0- 0	AWAY	0- 0	1- 0	3- 1				
0- 0	0- 0	0- 0	NEUTRAL	0- 0	0- 0	0- 0				

RPI 1-25				RPI 26-50				RPI 51-100				RPI 101+				Team's RPI: 123	
RPI	S	Opponent	Score	RPI	S	Opponent	Score	RPI	S	Opponent	Score	RPI	S	Opponent	Score		
6	A	UConn	46 63	30	N	UCLA	60 56	61	A	LSU	49 78	101	A	Houston	59 49		
18	A	UCF	63 66	33	N	North Carolina	69 71	74	A	Ohio St.	71 47	101	H	Houston	52 54		
18	H	UCF	49 62					85	H	Cincinnati	56 57	102	N	Virginia	67 74		
21	N	Kentucky	63 85					93	N	Creighton	76 83	131	H	Oklahoma	87 70		
												148	H	Tulsa	59 48		
												164	A	Tulane	50 45		
												164	H	Tulane	73 46		
												166	A	Temple	63 53		
												193	H	George Washington	63 30		
												200	H	Grambling	67 50		
												205	H	Bethune-Cookman	88 39		
												206	H	Memphis	40 47		
												209	A	SMU	44 46		
												221	A	East Carolina	63 50		
												243	H	Albany (NY)	74 37		
												246	H	Wichita St.	55 46		
												283	H	Vermont	102 55		
												314	H	New Hampshire	79 36		
LAST 12 Division I GAMES:																	
				101	A	Houston	59 49	18	A	UCF	63 66						
				246	H	Wichita St.	55 46	85	H	Cincinnati	56 57						
				221	A	East Carolina	63 50	209	A	SMU	44 46						
				148	H	Tulsa	59 48	206	H	Memphis	40 47						
				101	H	Houston	52 54	164	H	Tulane	73 46						
				164	A	Tulane	50 45	6	A	UConn	46 63						

Non-Div I Games:

South Fla.

■ Loss,
 ■ Non-Conf, S Site,
 ■ Home
 ■ Away
 N Neutral

Average RPI Win:	267	WON-LOST	WINNING	LAST 10	STRENGTH OF	OPP. STRENGTH	TEAM	ADJ.	CONF.	ADJ CONF.
Average RPI Loss:	176	RECORD	PCT. RANK	GAMES	SCHEDULE	OF SCHEDULE	RPI	RPI	RPI	RPI
DIV. I ONLY	11- 15	221	1- 0	256	285	232	232	22	22	
DIV. I NON-CONF.	3- 6	241	0- 0	214	273	223	223	22	22	
TOTALS	RPI 1-25	RPI 26-50	W-L RECORDS	RPI 51-100	RPI 101-150	RPI 150+				
11- 15	0- 1	0- 0	OVERALL	0- 1	0- 4	11- 9				
6- 4	0- 0	0- 0	HOME	0- 0	0- 1	6- 3				
5- 10	0- 1	0- 0	AWAY	0- 1	0- 3	5- 5				
0- 1	0- 0	0- 0	NEUTRAL	0- 0	0- 0	0- 1				
3- 6	0- 1	0- 0	NON-CONFERENCE	0- 0	0- 1	3- 4				
1- 1	0- 0	0- 0	HOME	0- 0	0- 0	1- 1				
2- 4	0- 1	0- 0	AWAY	0- 0	0- 1	2- 2				
0- 1	0- 0	0- 0	NEUTRAL	0- 0	0- 0	0- 1				
8- 9	0- 0	0- 0	CONFERENCE	0- 1	0- 3	8- 5				
5- 3	0- 0	0- 0	HOME	0- 0	0- 1	5- 2				
3- 6	0- 0	0- 0	AWAY	0- 1	0- 2	3- 3				
0- 0	0- 0	0- 0	NEUTRAL	0- 0	0- 0	0- 0				

RPI 1-25				RPI 26-50				RPI 51-100				RPI 101+ Team's RPI: 232			
RPI	S	Opponent	Score	RPI	S	Opponent	Score	RPI	S	Opponent	Score	RPI	S	Opponent	Score
9	A	Mississippi St.	53 88					62	A	Belmont	57 91	116	A	UT Martin	50 61
												116	H	UT Martin	73 80
												130	A	Morehead St.	54 82
												150	A	Southern Ill.	40 60
												160	A	Bradley	79 85
												161	H	Tennessee Tech	62 53
												176	N	North Ala.	67 80
												206	A	Memphis	57 69
												210	H	Indiana St.	51 62
												217	H	Jacksonville St.	39 56
												218	A	SIUE	62 52
												218	H	SIUE	63 58
												233	H	Western Ill.	81 71
												256	A	Austin Peay	54 56
												256	H	Austin Peay	64 54
												265	A	Murray St.	74 82
												265	H	Murray St.	59 64
												287	A	Eastern Ill.	80 54
												287	H	Eastern Ill.	72 57
												301	A	Tennessee St.	59 62
												301	H	Tennessee St.	81 57
												318	A	NJIT	68 58
												324	A	Evansville	54 50
												333	A	Eastern Ky.	52 42
LAST 12 Division I GAMES:															
301	H	Tennessee St.	81 57	161	H	Tennessee Tech	62 53								
265	A	Murray St.	74 82	301	A	Tennessee St.	59 62								
256	A	Austin Peay	54 56	62	A	Belmont	57 91								
287	A	Eastern Ill.	80 54	287	H	Eastern Ill.	72 57								
116	A	UT Martin	50 61	218	H	SIUE	63 58								
217	H	Jacksonville St.	39 56	333	A	Eastern Ky.	52 42								

Non-Div I Games: Ill.-Springfield 82 46 Harris-Stowe 80 65

Southeast Mo. St.

■ Loss,
 ■ Non-Conf,
 ■ S Site,
 ■ Home
 ■ A Away
 N Neutral

Average RPI Win:	271	WON-LOST	WINNING	LAST 10	STRENGTH OF	OPP. STRENGTH	TEAM	ADJ.	CONF.	ADJ CONF.
Average RPI Loss:	210	RECORD	PCT. RANK	GAMES	SCHEDULE	OF SCHEDULE	RPI	RPI	RPI	RPI
DIV. I ONLY	8- 16	265	0- 1	325	301	306	306	25	25	
DIV. I NON-CONF.	4- 5	190	0- 0	299	322	218	218	23	23	
TOTALS	RPI 1-25	RPI 26-50	W-L RECORDS	RPI 51-100	RPI 101-150	RPI 150+				
8- 16	0- 0	0- 0	OVERALL	0- 3	0- 0	8- 13				
5- 5	0- 0	0- 0	HOME	0- 1	0- 0	5- 4				
3- 11	0- 0	0- 0	AWAY	0- 2	0- 0	3- 9				
0- 0	0- 0	0- 0	NEUTRAL	0- 0	0- 0	0- 0				
4- 5	0- 0	0- 0	NON-CONFERENCE	0- 1	0- 0	4- 4				
1- 1	0- 0	0- 0	HOME	0- 0	0- 0	1- 1				
3- 4	0- 0	0- 0	AWAY	0- 1	0- 0	3- 3				
0- 0	0- 0	0- 0	NEUTRAL	0- 0	0- 0	0- 0				
4- 11	0- 0	0- 0	CONFERENCE	0- 2	0- 0	4- 9				
4- 4	0- 0	0- 0	HOME	0- 1	0- 0	4- 3				
0- 7	0- 0	0- 0	AWAY	0- 1	0- 0	0- 6				
0- 0	0- 0	0- 0	NEUTRAL	0- 0	0- 0	0- 0				

RPI S	Opponent	Score	RPI S	Opponent	Score	RPI S	Opponent	Score	RPI S	Opponent	Score	Team's RPI: 306
						61	A LSU	52 72	153	A Alabama	40 88	
						64	A Lamar University	54 94	159	A Abilene Christian	66 86	
						79	H SFA	51 62	159	H Abilene Christian	74 71	
									172	A Louisiana Tech	53 72	
									173	H Nicholls St.	66 73	
									181	H Southern Miss.	52 59	
									184	A Sam Houston St.	63 94	
									209	A SMU	63 62	
									245	H A&M-Corpus Christi	56 45	
									269	A Central Ark.	33 75	
									269	H Central Ark.	62 53	
									278	A Jackson St.	50 45	
									289	A Alabama A&M	48 51	
									290	H New Orleans	58 61	
									303	A Incarnate Word	69 76	
									316	H La.-Monroe	49 42	
									325	A McNeese	56 62	
									325	H McNeese	70 75	
									329	A Northwestern St.	47 58	
									337	H Houston Baptist	73 65	
									351	A Alcorn	77 59	
LAST 12 Division I GAMES:												
159	A	Abilene Christian	66	86	173	H	Nicholls St.	66	73			
290	H	New Orleans	58	61	184	A	Sam Houston St.	63	94			
325	H	McNeese	70	75	329	A	Northwestern St.	47	58			
303	A	Incarnate Word	69	76	337	H	Houston Baptist	73	65			
269	A	Central Ark.	33	75	325	A	McNeese	56	62			
245	H	A&M-Corpus Christi	56	45	64	A	Lamar University	54	94			

Non-Div I Games: Mobile 70 57 Xavier (LA) 47 59

Southeastern La.

Average RPI Win:	226	WON-LOST	WINNING	LAST 10	STRENGTH OF	OPP. STRENGTH	TEAM	ADJ.	CONF.	ADJ CONF.
Average RPI Loss:	105	RECORD	PCT. RANK	GAMES	SCHEDULE	OF SCHEDULE	RPI	RPI	RPI	RPI
DIV. I ONLY	13- 13	170	0- 1	88	199	150	150	13	13	
DIV. I NON-CONF.	7- 4	108	0- 0	87	221	75	75	15	15	
TOTALS	RPI 1-25	RPI 26-50	W-L RECORDS	RPI 51-100	RPI 101-150	RPI 150+				
13- 13	0- 3	0- 0	OVERALL	0- 3	3- 2	10- 5				
9- 4	0- 1	0- 0	HOME	0- 1	2- 0	7- 2				
3- 8	0- 1	0- 0	AWAY	0- 2	0- 2	3- 3				
1- 1	0- 1	0- 0	NEUTRAL	0- 0	1- 0	0- 0				
7- 4	0- 1	0- 0	NON-CONFERENCE	0- 0	3- 2	4- 1				
5- 0	0- 0	0- 0	HOME	0- 0	2- 0	3- 0				
1- 3	0- 0	0- 0	AWAY	0- 0	0- 2	1- 1				
1- 1	0- 1	0- 0	NEUTRAL	0- 0	1- 0	0- 0				
6- 9	0- 2	0- 0	CONFERENCE	0- 3	0- 0	6- 4				
4- 4	0- 1	0- 0	HOME	0- 1	0- 0	4- 2				
2- 5	0- 1	0- 0	AWAY	0- 2	0- 0	2- 2				
0- 0	0- 0	0- 0	NEUTRAL	0- 0	0- 0	0- 0				

RPI 1-25				RPI 26-50				RPI 51-100				RPI 101+ Team's RPI: 150			
RPI	S	Opponent	Score	RPI	S	Opponent	Score	RPI	S	Opponent	Score	RPI	S	Opponent	Score
15	N	Arizona St.	38 82					57	A	Missouri St.	51 66	103	H	Northern Ill.	82 73
23	A	Drake	66 94					57	H	Missouri St.	58 70	114	N	Hartford	72 50
23	H	Drake	64 71					92	A	UNI	53 65	116	A	UT Martin	94 95
												121	A	Western Ky.	76 83
												138	H	IUPUI	78 73
												154	A	Illinois St.	52 60
												154	H	Illinois St.	66 68
												160	A	Bradley	53 58
												160	H	Bradley	62 55
												179	A	Saint Louis	58 62
												203	H	Marshall	58 49
												210	H	Indiana St.	58 61
												232	H	Southeast Mo. St.	60 40
												244	A	Loyola Chicago	64 41
												244	H	Loyola Chicago	74 63
												265	A	Murray St.	65 59
												287	H	Eastern Ill.	73 59
												311	A	Valparaiso	58 47
												311	H	Valparaiso	87 65
												324	H	Evansville	67 47
LAST 12 Division I GAMES:															
23	H	Drake	64 71	23	A	Drake	66 94								
311	A	Valparaiso	58 47	92	A	UNI	53 65								
244	A	Loyola Chicago	64 41	244	H	Loyola Chicago	74 63								
154	H	Illinois St.	66 68	311	H	Valparaiso	87 65								
160	H	Bradley	62 55	160	A	Bradley	53 58								
57	H	Missouri St.	58 70	154	A	Illinois St.	52 60								

Non-Div I Games:

Southern Ill.

■ Loss,
 ■ Non-Conf,
 ■ S Site,
 ■ Home
 ■ A Away
 N Neutral

Average RPI Win:	258	WON-LOST	WINNING	LAST 10	STRENGTH OF	OPP. STRENGTH	TEAM	ADJ.	CONF.	ADJ CONF.
Average RPI Loss:	108	RECORD	PCT. RANK	GAMES	SCHEDULE	OF SCHEDULE	RPI	RPI	RPI	RPI
DIV. I ONLY	14- 11	143	1- 0	210	218	181	181	14	14	
DIV. I NON-CONF.	6- 5	143	0- 0	271	325	246	246	17	17	
TOTALS	RPI 1-25	RPI 26-50	W-L RECORDS	RPI 51-100	RPI 101-150	RPI 150+				
14- 11	0- 1	0- 1	OVERALL	0- 3	2- 2	12- 4				
9- 6	0- 1	0- 1	HOME	0- 1	1- 1	8- 2				
5- 5	0- 0	0- 0	AWAY	0- 2	1- 1	4- 2				
0- 0	0- 0	0- 0	NEUTRAL	0- 0	0- 0	0- 0				
6- 5	0- 1	0- 0	NON-CONFERENCE	0- 1	0- 1	6- 2				
5- 3	0- 1	0- 0	HOME	0- 0	0- 1	5- 1				
1- 2	0- 0	0- 0	AWAY	0- 1	0- 0	1- 1				
0- 0	0- 0	0- 0	NEUTRAL	0- 0	0- 0	0- 0				
8- 6	0- 0	0- 1	CONFERENCE	0- 2	2- 1	6- 2				
4- 3	0- 0	0- 1	HOME	0- 1	1- 0	3- 1				
4- 3	0- 0	0- 0	AWAY	0- 1	1- 1	3- 1				
0- 0	0- 0	0- 0	NEUTRAL	0- 0	0- 0	0- 0				

RPI 1-25				RPI 26-50				RPI 51-100				RPI 101+ Team's RPI: 181			
RPI	S	Opponent	Score	RPI	S	Opponent	Score	RPI	S	Opponent	Score	RPI	S	Opponent	Score
9	H	Mississippi St.	42 86	31	H	Rice	47 58	60	A	Middle Tenn.	49 66	101	H	Houston	44 61
								90	H	Old Dominion	50 53	104	A	UAB	60 71
								95	A	South Alabama	68 77	118	H	Charlotte	65 54
												121	A	Western Ky.	69 56
												164	A	Tulane	54 71
												172	A	Louisiana Tech	85 106
												172	H	Louisiana Tech	74 70
												175	H	North Texas	48 62
												184	H	Sam Houston St.	61 65
												200	H	Grambling	68 47
												203	A	Marshall	64 52
												279	H	Samford	76 40
												280	A	UTEP	64 63
												305	H	Fla. Atlantic	67 45
												306	A	Southeastern La.	59 52
												307	A	UTSA	70 45
												315	H	FIU	71 57
												328	H	Mississippi Val.	67 60
												329	H	Northwestern St.	69 54
												351	H	Alcorn	66 47
LAST 12 Division I GAMES:															
172	H	Louisiana Tech	74 70	203	A	Marshall	64 52								
280	A	UTEP	64 63	121	A	Western Ky.	69 56								
307	A	UTSA	70 45	90	H	Old Dominion	50 53								
172	A	Louisiana Tech	85 106	118	H	Charlotte	65 54								
305	H	Fla. Atlantic	67 45	104	A	UAB	60 71								
315	H	FIU	71 57	60	A	Middle Tenn.	49 66								

Non-Div I Games: Blue Mountain (MS) 84 38 William Carey 74 48

Southern Miss.

Loss, Non-Conf, S Site, H Home A Away N Neutral

Average RPI Win:	288	WON-LOST	WINNING	LAST 10	STRENGTH OF	OPP. STRENGTH	TEAM	ADJ.	CONF.	ADJ CONF.
Average RPI Loss:	111	RECORD	PCT. RANK	GAMES	SCHEDULE	OF SCHEDULE	RPI	RPI	RPI	RPI
DIV. I ONLY	12- 10	152	0- 0	227	265	173	173	29	29	
DIV. I NON-CONF.	0- 7	336	0- 0	3	4	182	182	28	28	
TOTALS	RPI 1-25	RPI 26-50	W-L RECORDS	RPI 51-100	RPI 101-150	RPI 150+				
12- 10	0- 3	0- 2	OVERALL	0- 1	0- 1	12- 3				
6- 3	0- 0	0- 0	HOME	0- 1	0- 0	6- 2				
6- 7	0- 3	0- 2	AWAY	0- 0	0- 1	6- 1				
0- 0	0- 0	0- 0	NEUTRAL	0- 0	0- 0	0- 0				
0- 7	0- 3	0- 2	NON-CONFERENCE	0- 1	0- 1	0- 0				
0- 1	0- 0	0- 0	HOME	0- 1	0- 0	0- 0				
0- 6	0- 3	0- 2	AWAY	0- 0	0- 1	0- 0				
0- 0	0- 0	0- 0	NEUTRAL	0- 0	0- 0	0- 0				
12- 3	0- 0	0- 0	CONFERENCE	0- 0	0- 0	12- 3				
6- 2	0- 0	0- 0	HOME	0- 0	0- 0	6- 2				
6- 1	0- 0	0- 0	AWAY	0- 0	0- 0	6- 1				
0- 0	0- 0	0- 0	NEUTRAL	0- 0	0- 0	0- 0				

RPI 1-25				RPI 26-50				RPI 51-100				RPI 101+ Team's RPI: 173			
RPI	S	Opponent	Score	RPI	S	Opponent	Score	RPI	S	Opponent	Score	RPI	S	Opponent	Score
2	A	Baylor	49 94	41	A	TCU	40 69	95	H	South Alabama	49 53	144	A	Texas Tech	58 76
15	A	Arizona St.	47 69	46	A	Michigan	35 76					200	A	Grambling	86 81
21	A	Kentucky	41 91									200	H	Grambling	71 65
												207	H	Prairie View	54 55
												241	H	Texas Southern	63 61
												260	A	Alabama St.	61 78
												260	H	Alabama St.	62 52
												278	A	Jackson St.	76 74
												278	H	Jackson St.	52 59
												289	A	Alabama A&M	54 50
												289	H	Alabama A&M	68 60
												328	A	Mississippi Val.	67 46
												328	H	Mississippi Val.	74 67
												345	A	Ark.-Pine Bluff	56 45
												345	H	Ark.-Pine Bluff	73 41
												351	A	Alcorn	75 54
LAST 12 Division I GAMES:															
260	H	Alabama St.	62 52	351	A	Alcorn	75 54								
289	H	Alabama A&M	68 60	260	A	Alabama St.	61 78								
328	A	Mississippi Val.	67 46	289	A	Alabama A&M	54 50								
345	A	Ark.-Pine Bluff	56 45	328	H	Mississippi Val.	74 67								
278	H	Jackson St.	52 59	345	H	Ark.-Pine Bluff	73 41								
200	H	Grambling	71 65	278	A	Jackson St.	76 74								

Non-Div I Games: Dillard 61 63 Wiley 89 58 Louisiana Col. 77 53 Millsaps 71 36 Southern U.

Southern Utah

Through Games Of March 1, 2019

Average RPI Win:	222	WON-LOST	WINNING	LAST 10	STRENGTH OF	OPP. STRENGTH	TEAM	ADJ.	CONF.	ADJ CONF.
Average RPI Loss:	156	RECORD	PCT. RANK	GAMES	SCHEDULE	OF SCHEDULE	RPI	RPI	RPI	RPI
DIV. I ONLY	6- 20	303	0- 1	137	223	286	286	16	16	
DIV. I NON-CONF.	3- 6	241	0- 1	33	309	183	183	12	12	
TOTALS	RPI 1-25	RPI 26-50	W-L RECORDS	RPI 51-100	RPI 101-150	RPI 150+				
6- 20	0- 0	1- 0	OVERALL	0- 5	0- 6	5- 9				
5- 7	0- 0	1- 0	HOME	0- 2	0- 2	4- 3				
1- 13	0- 0	0- 0	AWAY	0- 3	0- 4	1- 6				
0- 0	0- 0	0- 0	NEUTRAL	0- 0	0- 0	0- 0				
3- 6	0- 0	1- 0	NON-CONFERENCE	0- 2	0- 1	2- 3				
3- 1	0- 0	1- 0	HOME	0- 0	0- 0	2- 1				
0- 5	0- 0	0- 0	AWAY	0- 2	0- 1	0- 2				
0- 0	0- 0	0- 0	NEUTRAL	0- 0	0- 0	0- 0				
3- 14	0- 0	0- 0	CONFERENCE	0- 3	0- 5	3- 6				
2- 6	0- 0	0- 0	HOME	0- 2	0- 2	2- 2				
1- 8	0- 0	0- 0	AWAY	0- 1	0- 3	1- 4				
0- 0	0- 0	0- 0	NEUTRAL	0- 0	0- 0	0- 0				

RPI S	Opponent	Score	RPI S	Opponent	Score	RPI S	Opponent	Score	RPI S	Opponent	Score	Team's RPI: 286
			32 H	BYU	67 64	55 A	Boise St.	53 88	112 A	Idaho St.	47 80	
						75 A	Idaho	49 77	112 H	Idaho St.	57 69	
						75 H	Idaho	70 82	135 A	UC Riverside	50 56	
						88 A	UC Davis	45 68	137 A	Portland St.	49 63	
						100 H	Northern Colo.	44 71	137 H	Portland St.	56 81	
									139 A	Montana St.	64 69	
									156 H	Denver	70 71	
									169 A	Oral Roberts	59 64	
									170 A	Montana	57 79	
									182 A	UC Irvine	58 75	
									183 A	Eastern Wash.	66 80	
									183 H	Eastern Wash.	73 63	
									255 A	Northern Ariz.	82 76	
									255 H	Northern Ariz.	69 78	
									257 A	Sacramento St.	76 77	
									257 H	Sacramento St.	69 75	
									266 H	San Diego	69 59	
									273 H	Utah Valley	60 59	
									322 A	Weber St.	66 67	
									322 H	Weber St.	84 79	
LAST 12 Division I GAMES:												
			135 A	UC Riverside	50 56		322 A	Weber St.	66 67			
			75 A	Idaho	49 77		75 H	Idaho	70 82			
			183 A	Eastern Wash.	66 80		183 H	Eastern Wash.	73 63			
			137 H	Portland St.	56 81		255 H	Northern Ariz.	69 78			
			257 H	Sacramento St.	69 75		100 H	Northern Colo.	44 71			
			112 A	Idaho St.	47 80		257 A	Sacramento St.	76 77			

Non-Div I Games:

Southern Utah

■ Loss,
■ Non-Conf,
■ S Site,
■ H Home
■ A Away
N Neutral

St. Bonaventure

Through Games Of March 1, 2019

Average RPI Win:	242	WON-LOST	WINNING	LAST 10	STRENGTH OF	OPP. STRENGTH	TEAM	ADJ.	CONF.	ADJ CONF.
Average RPI Loss:	147	RECORD	PCT. RANK	GAMES	SCHEDULE	OF SCHEDULE	RPI	RPI	RPI	RPI
DIV. I ONLY	8- 20	283	0- 1	154	178	258	258	17	17	
DIV. I NON-CONF.	3- 10	278	0- 0	107	158	239	239	16	16	
TOTALS	RPI 1-25	RPI 26-50	W-L RECORDS	RPI 51-100	RPI 101-150	RPI 150+				
8- 20	0- 0	0- 3	OVERALL	0- 2	0- 6	8- 9				
4- 9	0- 0	0- 1	HOME	0- 1	0- 4	4- 3				
4- 10	0- 0	0- 1	AWAY	0- 1	0- 2	4- 6				
0- 1	0- 0	0- 1	NEUTRAL	0- 0	0- 0	0- 0				
3- 10	0- 0	0- 3	NON-CONFERENCE	0- 2	0- 2	3- 3				
2- 3	0- 0	0- 1	HOME	0- 1	0- 0	2- 1				
1- 6	0- 0	0- 1	AWAY	0- 1	0- 2	1- 2				
0- 1	0- 0	0- 1	NEUTRAL	0- 0	0- 0	0- 0				
5- 10	0- 0	0- 0	CONFERENCE	0- 0	0- 4	5- 6				
2- 6	0- 0	0- 0	HOME	0- 0	0- 4	2- 2				
3- 4	0- 0	0- 0	AWAY	0- 0	0- 0	3- 4				
0- 0	0- 0	0- 0	NEUTRAL	0- 0	0- 0	0- 0				

RPI S	Opponent	Score	RPI S	Opponent	Score	RPI S	Opponent	Score	RPI S	Opponent	Score	Team's RPI: 258
37	A Buffalo	43 90	39	N Ohio	53 70	75	H Kent St.	64 76	106	H VCU	50 59	
47	H Bucknell	46 77				98	A Georgia	40 67	111	H Fordham	44 53	
									120	H Dayton	49 62	
									127	A Penn St.	65 80	
									134	H Duquesne	54 60	
									141	A Akron	58 67	
									156	A Denver	62 76	
									157	A Davidson	55 67	
									179	H Saint Louis	45 62	
									193	A George Washington	44 57	
									195	A George Mason	68 57	
									195	H George Mason	64 55	
									204	A Cornell	44 58	
									222	H Hofstra	59 67	
									227	A Massachusetts	64 63	
									236	A Saint Joseph's	41 66	
									253	A Rhode Island	84 68	
									253	H Rhode Island	62 61	
									267	A Niagara	76 48	
									271	H Siena	74 58	
									275	A Richmond	49 57	
									277	H Canisius	100 94	
									288	H La Salle	45 52	
LAST 12 Division I GAMES:												
288	H La Salle	45 52	106	H VCU	50 59							
193	A George Washington	44 57	195	H George Mason	64 55							
253	H Rhode Island	62 61	253	A Rhode Island	84 68							
111	H Fordham	44 53	227	A Massachusetts	64 63							
275	A Richmond	49 57	179	H Saint Louis	45 62							
157	A Davidson	55 67	120	H Dayton	49 62							

Non-Div I Games:

St. Bonaventure

■ Loss,
 ■ Non-Conf,
 ■ S Site,
 ■ Home
 ■ Away
 N Neutral

St. Francis Brooklyn

Through Games Of March 1, 2019

Average RPI Win:	297	WON-LOST	WINNING	LAST 10	STRENGTH OF	OPP. STRENGTH	TEAM	ADJ.	CONF.	ADJ CONF.
Average RPI Loss:	214	RECORD	PCT. RANK	GAMES	SCHEDULE	OF SCHEDULE	RPI	RPI	RPI	RPI
DIV. I ONLY	14- 12	154	0- 1	342	347	262	262	31	31	
DIV. I NON-CONF.	5- 6	177	0- 0	315	321	278	278	31	31	
TOTALS	RPI 1-25	RPI 26-50	W-L RECORDS	RPI 51-100	RPI 101-150	RPI 150+				
14- 12	0- 0	0- 0	OVERALL	0- 1	1- 2	13- 9				
7- 4	0- 0	0- 0	HOME	0- 1	0- 0	7- 3				
6- 7	0- 0	0- 0	AWAY	0- 0	1- 2	5- 5				
1- 1	0- 0	0- 0	NEUTRAL	0- 0	0- 0	1- 1				
5- 6	0- 0	0- 0	NON-CONFERENCE	0- 1	1- 2	4- 3				
2- 2	0- 0	0- 0	HOME	0- 1	0- 0	2- 1				
2- 3	0- 0	0- 0	AWAY	0- 0	1- 2	1- 1				
1- 1	0- 0	0- 0	NEUTRAL	0- 0	0- 0	1- 1				
9- 6	0- 0	0- 0	CONFERENCE	0- 0	0- 0	9- 6				
5- 2	0- 0	0- 0	HOME	0- 0	0- 0	5- 2				
4- 4	0- 0	0- 0	AWAY	0- 0	0- 0	4- 4				
0- 0	0- 0	0- 0	NEUTRAL	0- 0	0- 0	0- 0				

RPI 1-25			RPI 26-50			RPI 51-100			RPI 101+			Team's RPI: 262
RPI	S	Opponent	Score	RPI	S	Opponent	Score	RPI	S	Opponent	Score	
						59 H Princeton	64 83	130 A Morehead St.			101 94	
								140 A Seton Hall			77 100	
								145 A Stony Brook			67 74	
								196 A Robert Morris			57 74	
								196 H Robert Morris			56 75	
								216 A Sacred Heart			56 53	
								216 H Sacred Heart			66 68	
								231 A Saint Francis (PA)			84 86	
								231 H Saint Francis (PA)			78 65	
								237 A Mt. St. Mary's			75 78	
								243 H Albany (NY)			60 67	
								276 H Manhattan			73 65	
								281 A Army West Point			57 69	
								296 A Loyola Maryland			75 70	
								300 A Bryant			60 55	
								311 N Valparaiso			76 78	
								312 A Wagner			85 87	
								312 H Wagner			76 61	
								319 H Central Conn. St.			70 58	
								342 H Saint Peter's			74 70	
								346 A LIU Brooklyn			79 67	
								346 H LIU Brooklyn			87 64	
								347 A Fairleigh Dickinson			64 53	
								347 H Fairleigh Dickinson			73 61	
								350 N Chicago St.			110 73	
LAST 12 Division I GAMES:												
231 A		Saint Francis (PA)	84 86	216 A		Sacred Heart	56 53					
196 A		Robert Morris	57 74	237 A		Mt. St. Mary's	75 78					
319 H		Central Conn. St.	70 58	347 A		Fairleigh Dickinson	64 53					
346 H		LIU Brooklyn	87 64	346 A		LIU Brooklyn	79 67					
312 A		Wagner	85 87	216 H		Sacred Heart	66 68					
347 H		Fairleigh Dickinson	73 61	231 H		Saint Francis (PA)	78 65					

Non-Div I Games: Mercy 102 51

St. Francis Brooklyn

Loss, Non-Conf, S Site, H Home A Away N Neutral

St. John's (NY)

Through Games Of March 1, 2019

Average RPI Win:	170	WON-LOST	WINNING	LAST 10	STRENGTH OF	OPP. STRENGTH	TEAM	ADJ.	CONF.	ADJ CONF.
Average RPI Loss:	62	RECORD	PCT. RANK	GAMES	SCHEDULE	OF SCHEDULE	RPI	RPI	RPI	RPI
DIV. I ONLY	14- 14	170	0- 1	73	46	107	107	6	6	
DIV. I NON-CONF.	7- 4	108	0- 0	222	62	111	111	4	4	
TOTALS	RPI 1-25	RPI 26-50	W-L RECORDS	RPI 51-100	RPI 101-150	RPI 150+				
14- 14	1- 5	1- 2	OVERALL	3- 4	2- 3	7- 0				
5- 6	1- 2	0- 1	HOME	1- 2	1- 1	2- 0				
7- 7	0- 2	1- 1	AWAY	1- 2	1- 2	4- 0				
2- 1	0- 1	0- 0	NEUTRAL	1- 0	0- 0	1- 0				
7- 4	0- 2	0- 1	NON-CONFERENCE	1- 0	1- 1	5- 0				
2- 1	0- 1	0- 0	HOME	0- 0	1- 0	1- 0				
3- 2	0- 0	0- 1	AWAY	0- 0	0- 1	3- 0				
2- 1	0- 1	0- 0	NEUTRAL	1- 0	0- 0	1- 0				
7- 10	1- 3	1- 1	CONFERENCE	2- 4	1- 2	2- 0				
3- 5	1- 1	0- 1	HOME	1- 2	0- 1	1- 0				
4- 5	0- 2	1- 0	AWAY	1- 2	1- 1	1- 0				
0- 0	0- 0	0- 0	NEUTRAL	0- 0	0- 0	0- 0				

RPI 1-25				RPI 26-50				RPI 51-100				RPI 101+ Team's RPI: 107			
RPI	S	Opponent	Score	RPI	S	Opponent	Score	RPI	S	Opponent	Score	RPI	S	Opponent	Score
6	N	UConn	55 65	36	A	James Madison	51 64	63	A	Butler	45 66	117	A	Providence	60 57
12	A	Marquette	73 83	43	A	Villanova	66 62	63	H	Butler	68 73	117	H	Providence	66 67
12	H	Marquette	81 74	43	H	Villanova	57 73	78	N	Purdue	68 62	126	H	Yale	56 52
22	H	Florida St.	53 57					81	A	Georgetown	80 82	140	A	Seton Hall	67 77
24	A	DePaul	64 73					81	H	Georgetown	59 51	143	A	Wake Forest	59 64
24	H	DePaul	62 70					93	A	Creighton	51 45	194	A	Xavier	76 57
								93	H	Creighton	63 65	194	H	Xavier	70 41
												212	N	Ole Miss	64 59
												281	A	Army West Point	60 49
												288	A	La Salle	83 57
												323	A	Iona	61 35
												343	H	Delaware St.	82 44
LAST 12 Division I GAMES:															
81	A	Georgetown	80 82	194	H	Xavier	70 41								
43	A	Villanova	66 62	63	H	Butler	68 73								
24	H	DePaul	62 70	43	H	Villanova	57 73								
12	H	Marquette	81 74	81	H	Georgetown	59 51								
117	A	Providence	60 57	12	A	Marquette	73 83								
93	A	Creighton	51 45	24	A	DePaul	64 73								

Non-Div I Games:

St. John's (NY)

■ Loss,
 ■ Non-Conf,
 ■ S Site,
 ■ Home
 ■ A Away
 N Neutral

Stanford

Through Games Of March 1, 2019

Average RPI Win:	86	WON-LOST	WINNING	LAST 10	STRENGTH OF	OPP. STRENGTH	TEAM	ADJ.	CONF.	ADJ CONF.
Average RPI Loss:	32	RECORD	PCT. RANK	GAMES	SCHEDULE	OF SCHEDULE	RPI	RPI	RPI	RPI
DIV. I ONLY	24- 4	10	1- 0	6	7	4	4	2	2	
DIV. I NON-CONF.	10- 1	17	0- 0	8	31	3	3	2	2	
TOTALS	RPI 1-25	RPI 26-50	W-L RECORDS	RPI 51-100	RPI 101-150	RPI 150+				
24- 4	4- 2	6- 1	OVERALL	7- 1	2- 0	5- 0				
13- 1	3- 1	3- 0	HOME	3- 0	1- 0	3- 0				
9- 3	1- 1	3- 1	AWAY	2- 1	1- 0	2- 0				
2- 0	0- 0	0- 0	NEUTRAL	2- 0	0- 0	0- 0				
10- 1	1- 1	1- 0	NON-CONFERENCE	5- 0	0- 0	3- 0				
5- 0	1- 0	0- 0	HOME	2- 0	0- 0	2- 0				
3- 1	0- 1	1- 0	AWAY	1- 0	0- 0	1- 0				
2- 0	0- 0	0- 0	NEUTRAL	2- 0	0- 0	0- 0				
14- 3	3- 1	5- 1	CONFERENCE	2- 1	2- 0	2- 0				
8- 1	2- 1	3- 0	HOME	1- 0	1- 0	1- 0				
6- 2	1- 0	2- 1	AWAY	1- 1	1- 0	1- 0				
0- 0	0- 0	0- 0	NEUTRAL	0- 0	0- 0	0- 0				

RPI	S	Opponent	Score	RPI	S	Opponent	Score	RPI	S	Opponent	Score	RPI	S	Opponent	Score
2	H	Baylor	68 63	30	A	UCLA	65 51	65	A	Tennessee	95 85	146	A	Washington St.	67 42
5	H	Oregon	48 88	30	H	UCLA	86 80	69	N	FGCU	88 65	146	H	Washington St.	85 64
13	A	Gonzaga	73 79	37	A	Buffalo	62 55	70	A	Utah	68 75	151	H	CSUN	69 43
15	A	Arizona St.	72 65	38	A	California	80 81	71	N	American	71 49	163	H	Washington	91 54
15	H	Arizona St.	71 50	38	H	California	75 50	75	H	Idaho	115 71	167	A	Colorado	80 69
20	H	Oregon St.	61 44	44	A	Southern California	69 67	84	A	Arizona	78 48	238	A	Hawaii	81 59
				44	H	Southern California	72 64	84	H	Arizona	56 54	239	H	San Francisco	96 62
								88	H	UC Davis	71 43				
LAST 12 Division I GAMES:															
				146	A	Washington St.	67 42	20	H	Oregon St.	61 44				
				15	H	Arizona St.	71 50	38	H	California	75 50				
				84	H	Arizona	56 54	38	A	California	80 81				
				44	A	Southern California	69 67	70	A	Utah	68 75				
				30	A	UCLA	65 51	167	A	Colorado	80 69				
				5	H	Oregon	48 88	146	H	Washington St.	85 64				

Non-Div I Games:

Stanford

■ Loss,
 ■ Non-Conf,
 ■ S Site,
 ■ H Home
 ■ A Away
 N Neutral

Average RPI Win: 273	WON-LOST	WINNING	LAST 10	STRENGTH OF	OPP. STRENGTH	TEAM	ADJ.	CONF.	ADJ CONF.
Average RPI Loss: 127	RECORD	PCT. RANK	GAMES	SCHEDULE	OF SCHEDULE	RPI	RPI	RPI	RPI
DIV. I ONLY	13- 13	170	0- 1	221	238	202	202	24	24
DIV. I NON-CONF.	3- 9	271	0- 0	137	127	275	275	26	26
TOTALS	RPI 1-25	RPI 26-50	W-L RECORDS	RPI 51-100	RPI 101-150	RPI 150+			
13- 13	0- 1	0- 1	OVERALL	0- 4	0- 2	13- 5			
9- 4	0- 1	0- 0	HOME	0- 2	0- 0	9- 1			
4- 6	0- 0	0- 1	AWAY	0- 1	0- 1	4- 3			
0- 3	0- 0	0- 0	NEUTRAL	0- 1	0- 1	0- 1			
3- 9	0- 1	0- 1	NON-CONFERENCE	0- 3	0- 2	3- 2			
3- 2	0- 1	0- 0	HOME	0- 1	0- 0	3- 0			
0- 4	0- 0	0- 1	AWAY	0- 1	0- 1	0- 1			
0- 3	0- 0	0- 0	NEUTRAL	0- 1	0- 1	0- 1			
10- 4	0- 0	0- 0	CONFERENCE	0- 1	0- 0	10- 3			
6- 2	0- 0	0- 0	HOME	0- 1	0- 0	6- 1			
4- 2	0- 0	0- 0	AWAY	0- 0	0- 0	4- 2			
0- 0	0- 0	0- 0	NEUTRAL	0- 0	0- 0	0- 0			

RPI 1-25				RPI 26-50				RPI 51-100				RPI 101+ Team's RPI: 202			
RPI	S	Opponent	Score	RPI	S	Opponent	Score	RPI	S	Opponent	Score	RPI	S	Opponent	Score
18	H	UCF	55 78	28	A	Texas	46 65	65	A	Tennessee	55 65	129	N	Marist	69 76
								66	H	Penn	53 75	148	A	Tulsa	54 55
								67	N	Wright St.	44 57	153	A	Alabama	47 59
								69	H	FGCU	40 73	176	A	North Ala.	55 71
												176	H	North Ala.	69 59
												213	A	Liberty	68 56
												213	H	Liberty	69 52
												222	N	Hofstra	50 53
												229	A	Jacksonville	69 56
												229	H	Jacksonville	54 46
												249	H	North Dakota	74 63
												252	A	North Florida	57 71
												252	H	North Florida	62 75
												297	H	Kennesaw St.	76 69
												310	H	North Dakota St.	60 59
												318	A	NJIT	56 47
												318	H	NJIT	74 48
												327	A	Lipscomb	80 65
												327	H	Lipscomb	76 49
												348	H	Florida A&M	69 44
LAST 12 Division I GAMES:															
252	H	North Florida	62 75	297	H	Kennesaw St.	76 69								
176	H	North Ala.	69 59	229	A	Jacksonville	69 56								
318	A	NJIT	56 47	327	H	Lipscomb	76 49								
69	H	FGCU	40 73	318	H	NJIT	74 48								
229	H	Jacksonville	54 46	176	A	North Ala.	55 71								
213	A	Liberty	68 56	252	A	North Florida	57 71								

Non-Div I Games: Central St. (OH) 81 51 Webber Int'l 80 52

Stetson

■ Loss,
 ■ Non-Conf,
 ■ S Site,
 ■ Home
 ■ Away
 N Neutral

Stony Brook

Through Games Of March 1, 2019

Average RPI Win:	274	WON-LOST	WINNING	LAST 10	STRENGTH OF	OPP. STRENGTH	TEAM	ADJ.	CONF.	ADJ CONF.
Average RPI Loss:	100	RECORD	PCT. RANK	GAMES	SCHEDULE	OF SCHEDULE	RPI	RPI	RPI	RPI
DIV. I ONLY	20- 7	53	1- 0	314	257	145	145	23	23	
DIV. I NON-CONF.	10- 2	37	0- 0	298	267	92	92	25	25	
TOTALS	RPI 1-25	RPI 26-50	W-L RECORDS	RPI 51-100	RPI 101-150	RPI 150+				
20- 7	0- 0	0- 1	OVERALL	0- 3	1- 2	19- 1				
10- 3	0- 0	0- 0	HOME	0- 1	0- 1	10- 1				
10- 4	0- 0	0- 1	AWAY	0- 2	1- 1	9- 0				
0- 0	0- 0	0- 0	NEUTRAL	0- 0	0- 0	0- 0				
10- 2	0- 0	0- 1	NON-CONFERENCE	0- 1	1- 0	9- 0				
6- 0	0- 0	0- 0	HOME	0- 0	0- 0	6- 0				
4- 2	0- 0	0- 1	AWAY	0- 1	1- 0	3- 0				
0- 0	0- 0	0- 0	NEUTRAL	0- 0	0- 0	0- 0				
10- 5	0- 0	0- 0	CONFERENCE	0- 2	0- 2	10- 1				
4- 3	0- 0	0- 0	HOME	0- 1	0- 1	4- 1				
6- 2	0- 0	0- 0	AWAY	0- 1	0- 1	6- 0				
0- 0	0- 0	0- 0	NEUTRAL	0- 0	0- 0	0- 0				

RPI S	Opponent	Score	RPI S	Opponent	Score	RPI S	Opponent	Score	RPI S	Opponent	Score	Team's RPI: 145
26	A Rutgers	47 61	56	A Maine	61 71	114	A Hartford	62 73				
			56	H Maine	54 68	114	H Hartford	36 64				
			89	A Toledo	48 80	127	A Penn St.	81 70				
						204	H Cornell	63 61				
						216	A Sacred Heart	73 58				
						222	H Hofstra	77 49				
						243	A Albany (NY)	68 52				
						243	H Albany (NY)	49 54				
						250	A Binghamton	65 56				
						250	H Binghamton	68 53				
						262	H St. Francis Brooklyn	74 67				
						276	A Manhattan	79 48				
						283	A Vermont	67 61				
						284	H Ga. Southern	72 43				
						309	A UMBC	70 59				
						309	H UMBC	57 44				
						312	H Wagner	70 45				
						314	A New Hampshire	82 63				
						314	H New Hampshire	67 37				
						321	A UMass Lowell	64 47				
						321	H UMass Lowell	76 56				
						323	A Iona	53 51				
						347	H Fairleigh Dickinson	63 49				
LAST 12 Division I GAMES:												
309	A UMBC	70 59	114	A Hartford	62 73							
56	A Maine	61 71	309	H UMBC	57 44							
243	A Albany (NY)	68 52	283	A Vermont	67 61							
314	H New Hampshire	67 37	243	H Albany (NY)	49 54							
321	A UMass Lowell	64 47	56	H Maine	54 68							
250	H Binghamton	68 53	314	A New Hampshire	82 63							

Non-Div I Games: SUNY New Paltz 87 50

Stony Brook

Loss, Non-Conf, S Site, H Home A Away N Neutral

Syracuse

Through Games Of March 1, 2019

Average RPI Win:	95	WON-LOST	WINNING	LAST 10	STRENGTH OF	OPP. STRENGTH	TEAM	ADJ.	CONF.	ADJ CONF.
Average RPI Loss:	26	RECORD	PCT. RANK	GAMES	SCHEDULE	OF SCHEDULE	RPI	RPI	RPI	RPI
DIV. I ONLY	21- 7	46	1- 0	3	10	10	10	1	1	
DIV. I NON-CONF.	11- 2	32	0- 0	9	72	5	5	1	1	
TOTALS	RPI 1-25	RPI 26-50	W-L RECORDS	RPI 51-100	RPI 101-150	RPI 150+				
21- 7	4- 5	3- 1	OVERALL	4- 0	7- 1	3- 0				
11- 3	1- 3	2- 0	HOME	0- 0	5- 0	3- 0				
5- 4	1- 2	0- 1	AWAY	3- 0	1- 1	0- 0				
5- 0	2- 0	1- 0	NEUTRAL	1- 0	1- 0	0- 0				
11- 2	3- 1	2- 0	NON-CONFERENCE	1- 0	2- 1	3- 0				
6- 0	1- 0	1- 0	HOME	0- 0	1- 0	3- 0				
0- 2	0- 1	0- 0	AWAY	0- 0	0- 1	0- 0				
5- 0	2- 0	1- 0	NEUTRAL	1- 0	1- 0	0- 0				
10- 5	1- 4	1- 1	CONFERENCE	3- 0	5- 0	0- 0				
5- 3	0- 3	1- 0	HOME	0- 0	4- 0	0- 0				
5- 2	1- 1	0- 1	AWAY	3- 0	1- 0	0- 0				
0- 0	0- 0	0- 0	NEUTRAL	0- 0	0- 0	0- 0				

RPI	S	Opponent	Score
1	H	Notre Dame	68 98
3	A	Louisville	51 76
5	A	Oregon	73 75
7	H	NC State	73 77
17	H	Texas A&M	75 65
18	N	UCF	57 52
19	H	Miami (FL)	71 84
22	A	Florida St.	94 88
24	N	DePaul	83 81

RPI	S	Opponent	Score
33	H	North Carolina	90 77
34	N	Kansas St.	70 61
42	A	Georgia Tech	55 65
47	H	Bucknell	70 56

RPI	S	Opponent	Score
52	A	Clemson	84 75
58	A	Virginia Tech	75 73
59	N	Princeton	92 61
82	A	Duke	64 55

RPI	S	Opponent	Score
102	H	Virginia	72 68
105	A	Minnesota	68 72
110	H	Towson	98 55
115	H	Boston College	96 69
122	A	Pittsburgh	82 50
122	H	Pittsburgh	90 63
134	N	Duquesne	87 71
143	H	Wake Forest	77 57
190	H	UMES	96 51
249	H	North Dakota	85 49
267	H	Niagara	94 45

LAST 12 Division I GAMES:

22	A	Florida St.	94 88	3	A	Louisville	51 76
1	H	Notre Dame	68 98	102	H	Virginia	72 68
122	H	Pittsburgh	90 63	82	A	Duke	64 55
143	H	Wake Forest	77 57	19	H	Miami (FL)	71 84
7	H	NC State	73 77	42	A	Georgia Tech	55 65
115	H	Boston College	96 69	122	A	Pittsburgh	82 50

Non-Div I Games:

Syracuse

■ Loss,
 ■ Non-Conf,
 ■ S Site,
 ■ Home
 ■ Away
 N Neutral

TCUTCU

TCU

Page 287

Average RPI Win:	221	WON-LOST	WINNING	LAST 10	STRENGTH OF	OPP. STRENGTH	TEAM	ADJ.	CONF.	ADJ CONF.
Average RPI Loss:	88	RECORD	PCT. RANK	GAMES	SCHEDULE	OF SCHEDULE	RPI	RPI	RPI	RPI
DIV. I ONLY	9- 18	265	0- 1	59	84	166	166	9	9	
DIV. I NON-CONF.	4- 9	252	0- 0	133	92	202	202	8	8	
TOTALS	RPI 1-25	RPI 26-50	W-L RECORDS	RPI 51-100	RPI 101-150	RPI 150+				
9- 18	0- 6	0- 1	OVERALL	1- 3	2- 5	6- 3				
6- 4	0- 1	0- 0	HOME	1- 0	1- 2	4- 1				
3- 13	0- 5	0- 1	AWAY	0- 2	1- 3	2- 2				
0- 1	0- 0	0- 0	NEUTRAL	0- 1	0- 0	0- 0				
4- 9	0- 3	0- 1	NON-CONFERENCE	0- 2	0- 2	4- 1				
3- 0	0- 0	0- 0	HOME	0- 0	0- 0	3- 0				
1- 8	0- 3	0- 1	AWAY	0- 1	0- 2	1- 1				
0- 1	0- 0	0- 0	NEUTRAL	0- 1	0- 0	0- 0				
5- 9	0- 3	0- 0	CONFERENCE	1- 1	2- 3	2- 2				
3- 4	0- 1	0- 0	HOME	1- 0	1- 2	1- 1				
2- 5	0- 2	0- 0	AWAY	0- 1	1- 1	1- 1				
0- 0	0- 0	0- 0	NEUTRAL	0- 0	0- 0	0- 0				

RPI S	Opponent	Score	RPI S	Opponent	Score	RPI S	Opponent	Score	RPI S	Opponent	Score	Team's RPI: 166
6	A UConn	74 109	43	A Villanova	68 76	66	A Penn	62 71	101	A Houston	65 78	
6	H UConn	67 88				80	N Radford	50 56	101	H Houston	76 65	
16	A South Carolina	60 88				85	A Cincinnati	52 72	123	H South Fla.	53 63	
18	A UCF	54 62				85	H Cincinnati	78 70	129	A Marist	68 74	
19	A Miami (FL)	61 73							134	A Duquesne	53 54	
24	A DePaul	88 102							148	A Tulsa	75 61	
									148	H Tulsa	61 64	
									164	H Tulane	57 66	
									209	A SMU	52 53	
									212	A Ole Miss	55 62	
									221	H East Carolina	84 62	
									236	A Saint Joseph's	58 52	
									246	A Wichita St.	65 40	
									288	H La Salle	75 47	
									323	H Iona	59 39	
									343	H Delaware St.	75 61	
LAST 12 Division I GAMES:												
148	H Tulsa	61 64	246	A Wichita St.	65 40							
18	A UCF	54 62	148	A Tulsa	75 61							
209	A SMU	52 53	221	H East Carolina	84 62							
85	H Cincinnati	78 70	66	A Penn	62 71							
6	A UConn	74 109	6	H UConn	67 88							
101	H Houston	76 65	85	A Cincinnati	52 72							

Non-Div I Games:

Temple

Tennessee

Through Games Of March 1, 2019

Average RPI Win:	150	WON-LOST	WINNING	LAST 10	STRENGTH OF	OPP. STRENGTH	TEAM	ADJ.	CONF.	ADJ CONF.
Average RPI Loss:	57	RECORD	PCT. RANK	GAMES	SCHEDULE	OF SCHEDULE	RPI	RPI	RPI	RPI
DIV. I ONLY	17- 11	112	1- 0	32	50	65	65	5	5	
DIV. I NON-CONF.	11- 2	32	1- 0	54	91	30	30	5	5	
TOTALS	RPI 1-25	RPI 26-50	W-L RECORDS	RPI 51-100	RPI 101-150	RPI 150+				
17- 11	0- 6	4- 1	OVERALL	3- 2	2- 0	8- 2				
10- 7	0- 4	1- 1	HOME	2- 1	0- 0	7- 1				
5- 4	0- 2	3- 0	AWAY	0- 1	1- 0	1- 1				
2- 0	0- 0	0- 0	NEUTRAL	1- 0	1- 0	0- 0				
11- 2	0- 2	1- 0	NON-CONFERENCE	2- 0	2- 0	6- 0				
7- 2	0- 2	0- 0	HOME	1- 0	0- 0	6- 0				
2- 0	0- 0	1- 0	AWAY	0- 0	1- 0	0- 0				
2- 0	0- 0	0- 0	NEUTRAL	1- 0	1- 0	0- 0				
6- 9	0- 4	3- 1	CONFERENCE	1- 2	0- 0	2- 2				
3- 5	0- 2	1- 1	HOME	1- 1	0- 0	1- 1				
3- 4	0- 2	2- 0	AWAY	0- 1	0- 0	1- 1				
0- 0	0- 0	0- 0	NEUTRAL	0- 0	0- 0	0- 0				

RPI 1-25				RPI 26-50				RPI 51-100				RPI 101+			
RPI	S	Opponent	Score	RPI	S	Opponent	Score	RPI	S	Opponent	Score	RPI	S	Opponent	Score
1	H	Notre Dame	62 77	27	A	Missouri	62 60	52	N	Clemson	78 66	104	N	UAB	73 69
4	H	Stanford	85 95	27	H	Missouri	64 66	61	H	LSU	74 65	128	A	Oklahoma St.	76 63
9	A	Mississippi St.	63 91	28	A	Texas	88 82	62	H	Belmont	84 76	153	A	Alabama	65 86
16	H	South Carolina	67 82	50	A	Auburn	78 69	98	A	Georgia	62 66	178	A	Vanderbilt	82 65
17	A	Texas A&M	62 79	50	H	Auburn	73 62	99	H	Arkansas	79 80	178	H	Vanderbilt	69 76
21	H	Kentucky	71 73									188	H	UNC Asheville	73 46
												202	H	Stetson	65 55
												223	H	Florida	67 50
												248	H	ETSU	80 61
												265	H	Murray St.	98 77
												331	H	Presbyterian	97 49
												348	H	Florida A&M	96 31
LAST 12 Division I GAMES:															
104	N	UAB	73 69	9	A	Mississippi St.	63 91								
178	H	Vanderbilt	69 76	178	A	Vanderbilt	82 65								
16	H	South Carolina	67 82	223	H	Florida	67 50								
17	A	Texas A&M	62 79	61	H	LSU	74 65								
27	A	Missouri	62 60	1	H	Notre Dame	62 77								
50	H	Auburn	73 62	99	H	Arkansas	79 80								

Non-Div I Games:

Tennessee

■ Loss,
■ Non-Conf,
■ S Site,
■ H Home
■ A Away
N Neutral

Tennessee St.

Through Games Of March 1, 2019

Average RPI Win:	290	WON-LOST	WINNING	LAST 10	STRENGTH OF	OPP. STRENGTH	TEAM	ADJ.	CONF.	ADJ CONF.
Average RPI Loss:	158	RECORD	PCT. RANK	GAMES	SCHEDULE	OF SCHEDULE	RPI	RPI	RPI	RPI
DIV. I ONLY	5- 24	325	0- 1	179	194	301	301	22	22	
DIV. I NON-CONF.	0- 12	336	0- 0	176	73	332	332	22	22	
TOTALS	RPI 1-25	RPI 26-50	W-L RECORDS	RPI 51-100	RPI 101-150	RPI 150+				
5- 24	0- 2	0- 0	OVERALL	0- 5	0- 4	5- 13				
3- 7	0- 0	0- 0	HOME	0- 2	0- 2	3- 3				
2- 14	0- 2	0- 0	AWAY	0- 2	0- 1	2- 9				
0- 3	0- 0	0- 0	NEUTRAL	0- 1	0- 1	0- 1				
0- 12	0- 2	0- 0	NON-CONFERENCE	0- 3	0- 1	0- 6				
0- 1	0- 0	0- 0	HOME	0- 1	0- 0	0- 0				
0- 8	0- 2	0- 0	AWAY	0- 1	0- 0	0- 5				
0- 3	0- 0	0- 0	NEUTRAL	0- 1	0- 1	0- 1				
5- 12	0- 0	0- 0	CONFERENCE	0- 2	0- 3	5- 7				
3- 6	0- 0	0- 0	HOME	0- 1	0- 2	3- 3				
2- 6	0- 0	0- 0	AWAY	0- 1	0- 1	2- 4				
0- 0	0- 0	0- 0	NEUTRAL	0- 0	0- 0	0- 0				

RPI 1-25				RPI 26-50				RPI 51-100				RPI 101+ Team's RPI: 301			
RPI	S	Opponent	Score	RPI	S	Opponent	Score	RPI	S	Opponent	Score	RPI	S	Opponent	Score
3	A	Louisville	52 107					62	A	Belmont	46 80	116	H	UT Martin	61 73
24	A	DePaul	73 95					62	H	Belmont	65 89	122	N	Pittsburgh	56 78
								94	A	Troy	67 92	130	A	Morehead St.	55 71
								95	H	South Alabama	56 78	130	H	Morehead St.	62 85
								99	N	Arkansas	55 79	161	A	Tennessee Tech	65 76
												161	H	Tennessee Tech	59 69
												178	A	Vanderbilt	63 89
												187	N	Wisconsin	53 58
												203	A	Marshall	59 80
												208	A	Ball St.	51 90
												217	A	Jacksonville St.	73 76
												217	H	Jacksonville St.	52 62
												218	H	SIUE	55 66
												232	A	Southeast Mo. St.	57 81
												232	H	Southeast Mo. St.	62 59
												256	A	Austin Peay	47 74
												265	A	Murray St.	65 61
												287	H	Eastern Ill.	70 66
												289	A	Alabama A&M	57 67
												327	A	Lipscomb	62 64
												333	A	Eastern Ky.	57 31
												333	H	Eastern Ky.	60 38
LAST 12 Division I GAMES:															
232	A	Southeast Mo. St.	57 81	130	A	Morehead St.	55 71								
287	H	Eastern Ill.	70 66	232	H	Southeast Mo. St.	62 59								
218	H	SIUE	55 66	116	H	UT Martin	61 73								
217	A	Jacksonville St.	73 76	265	A	Murray St.	65 61								
62	H	Belmont	65 89	256	A	Austin Peay	47 74								
333	A	Eastern Ky.	57 31	62	A	Belmont	46 80								

Non-Div I Games:

Tennessee St.

■ Loss,
 ■ Non-Conf,
 ■ S Site,
 ■ Home
 ■ A Away
 N Neutral

Tennessee Tech

Through Games Of March 1, 2019

Average RPI Win:	241	WON-LOST	WINNING	LAST 10	STRENGTH OF	OPP. STRENGTH	TEAM	ADJ.	CONF.	ADJ CONF.
Average RPI Loss:	157	RECORD	PCT. RANK	GAMES	SCHEDULE	OF SCHEDULE	RPI	RPI	RPI	RPI
DIV. I ONLY	17- 9	87	0- 1	293	237	161	161	22	22	
DIV. I NON-CONF.	6- 3	91	0- 0	295	189	143	143	22	22	
TOTALS	RPI 1-25	RPI 26-50	W-L RECORDS	RPI 51-100	RPI 101-150	RPI 150+				
17- 9	0- 0	0- 0	OVERALL	2- 3	1- 2	14- 4				
9- 3	0- 0	0- 0	HOME	1- 1	0- 1	8- 1				
8- 5	0- 0	0- 0	AWAY	1- 1	1- 1	6- 3				
0- 1	0- 0	0- 0	NEUTRAL	0- 1	0- 0	0- 0				
6- 3	0- 0	0- 0	NON-CONFERENCE	1- 2	0- 0	5- 1				
3- 0	0- 0	0- 0	HOME	1- 0	0- 0	2- 0				
3- 2	0- 0	0- 0	AWAY	0- 1	0- 0	3- 1				
0- 1	0- 0	0- 0	NEUTRAL	0- 1	0- 0	0- 0				
11- 6	0- 0	0- 0	CONFERENCE	1- 1	1- 2	9- 3				
6- 3	0- 0	0- 0	HOME	0- 1	0- 1	6- 1				
5- 3	0- 0	0- 0	AWAY	1- 0	1- 1	3- 2				
0- 0	0- 0	0- 0	NEUTRAL	0- 0	0- 0	0- 0				

RPI 1-25				RPI 26-50				RPI 51-100				RPI 101+				Team's RPI: 161	
RPI	S	Opponent	Score	RPI	S	Opponent	Score	RPI	S	Opponent	Score	RPI	S	Opponent	Score		
								60	H	Middle Tenn.	68 64	116	A	UT Martin	80 76		
								62	A	Belmont	77 72	130	A	Morehead St.	56 77		
								62	H	Belmont	67 99	130	H	Morehead St.	70 73		
								90	N	Old Dominion	73 80	188	H	UNC Asheville	60 53		
								99	A	Arkansas	42 65	194	A	Xavier	60 70		
												217	A	Jacksonville St.	66 49		
												217	H	Jacksonville St.	62 59		
												218	A	SIUE	61 63		
												218	H	SIUE	79 55		
												232	A	Southeast Mo. St.	53 62		
												246	A	Wichita St.	55 45		
												256	H	Austin Peay	65 72		
												265	H	Murray St.	74 65		
												287	H	Eastern Ill.	99 88		
												294	A	Charleston So.	77 55		
												301	A	Tennessee St.	69 59		
												301	H	Tennessee St.	76 65		
												327	A	Lipscomb	67 52		
												333	A	Eastern Ky.	81 68		
												333	H	Eastern Ky.	77 57		
												340	H	Western Caro.	77 58		
LAST 12 Division I GAMES:																	
218	A	SIUE	61 63	232	A	Southeast Mo. St.	53 62										
130	H	Morehead St.	70 73	265	H	Murray St.	74 65										
333	H	Eastern Ky.	77 57	256	H	Austin Peay	65 72										
62	H	Belmont	67 99	333	A	Eastern Ky.	81 68										
217	H	Jacksonville St.	62 59	130	A	Morehead St.	56 77										
116	A	UT Martin	80 76	217	A	Jacksonville St.	66 49										

Non-Div I Games: Tenn. Wesleyan 100 58 Cumberland (TN) 88 55

Tennessee Tech

Loss, Non-Conf, S Site, H Home A Away N Neutral

Through Games of March 17, 2019										
Average RPI Win: 149		WON-LOST	WINNING	LAST 10	STRENGTH OF	OPP. STRENGTH	TEAM	ADJ.	CONF.	ADJ CONF.
Average RPI Loss: 31		RECORD	PCT. RANK	GAMES	SCHEDULE	OF SCHEDULE	RPI	RPI	RPI	RPI
DIV. I ONLY		21- 7	46	2- 0	42	52	28	28	3	3
DIV. I NON-CONF.		10- 2	37	2- 0	102	197	48	48	3	3
TOTALS		RPI 1-25	RPI 26-50		W-L RECORDS		RPI 51-100	RPI 101-150	RPI 150+	
21- 7	1- 3	3- 2		OVERALL		1- 2	10- 0	6- 0		
10- 5	0- 2	1- 1		HOME		0- 2	5- 0	4- 0		
8- 2	1- 1	0- 1		AWAY		1- 0	4- 0	2- 0		
3- 0	0- 0	2- 0		NEUTRAL		0- 0	1- 0	0- 0		
10- 2	0- 1	2- 0		NON-CONFERENCE		0- 1	2- 0	6- 0		
5- 2	0- 1	0- 0		HOME		0- 1	1- 0	4- 0		
2- 0	0- 0	0- 0		AWAY		0- 0	0- 0	2- 0		
3- 0	0- 0	2- 0		NEUTRAL		0- 0	1- 0	0- 0		
11- 5	1- 2	1- 2		CONFERENCE		1- 1	8- 0	0- 0		
5- 3	0- 1	1- 1		HOME		0- 1	4- 0	0- 0		
6- 2	1- 1	0- 1		AWAY		1- 0	4- 0	0- 0		
0- 0	0- 0	0- 0		NEUTRAL		0- 0	0- 0	0- 0		

RPI 1-25				Team's RPI: 28		RPI 51-100				RPI 101+					
RPI	S	Opponent	Score	RPI	S	Opponent	Score	RPI	S	Opponent	Score	RPI	S	Opponent	Score
2	A	Baylor	35 64	34	A	Kansas St.	69 87	65	H	Tennessee	82 88	111	N	Fordham	72 54
2	H	Baylor	68 74	34	H	Kansas St.	60 69	72	A	West Virginia	70 58	128	A	Oklahoma St.	61 55
9	H	Mississippi St.	49 67	41	H	TCU	73 67	72	H	West Virginia	58 64	128	H	Oklahoma St.	60 51
11	A	Iowa St.	64 62	46	N	Michigan	69 52					131	A	Oklahoma	76 67
				47	N	Quinnipiac	56 55					131	H	Oklahoma	73 63
												134	H	Duquesne	78 41
												144	A	Texas Tech	78 71
												144	H	Texas Tech	81 57
												147	A	Kansas	91 73
												147	H	Kansas	62 43
												175	A	North Texas	64 54
												202	H	Stetson	65 46
												235	A	UTRGV	81 66
												307	H	UTSA	98 54
												325	H	McNeese	96 40
												329	H	Northwestern St.	104 66
LAST 12 Division I GAMES:															
111	N	Fordham	72 54	147	A	Kansas	91 73								
46	N	Michigan	69 52	2	H	Baylor	68 74								
2	A	Baylor	35 64	131	A	Oklahoma	76 67								
144	H	Texas Tech	81 57	72	H	West Virginia	58 64								
34	H	Kansas St.	60 69	144	A	Texas Tech	78 71								
128	A	Oklahoma St.	61 55	147	H	Kansas	62 43								

Non-Div I Games:

Texas

■ Loss, ■ Non-Conf, S Site, H Home A Away N Neutral

Average RPI Win:	127	WON-LOST	WINNING	LAST 10	STRENGTH OF	OPP. STRENGTH	TEAM	ADJ.	CONF.	ADJ CONF.
Average RPI Loss:	31	RECORD	PCT. RANK	GAMES	SCHEDULE	OF SCHEDULE	RPI	RPI	RPI	RPI
DIV. I ONLY	22- 6	28	1- 0	25	47	17	17	5	5	
DIV. I NON-CONF.	11- 2	32	0- 0	30	94	17	17	5	5	
TOTALS	RPI 1-25	RPI 26-50	W-L RECORDS	RPI 51-100	RPI 101-150	RPI 150+				
22- 6	3- 3	3- 1	OVERALL	4- 2	2- 0	10- 0				
12- 3	1- 2	2- 0	HOME	2- 1	0- 0	7- 0				
8- 3	1- 1	1- 1	AWAY	2- 1	1- 0	3- 0				
2- 0	1- 0	0- 0	NEUTRAL	0- 0	1- 0	0- 0				
11- 2	1- 1	2- 0	NON-CONFERENCE	1- 1	2- 0	5- 0				
7- 1	0- 0	2- 0	HOME	0- 1	0- 0	5- 0				
2- 1	0- 1	0- 0	AWAY	1- 0	1- 0	0- 0				
2- 0	1- 0	0- 0	NEUTRAL	0- 0	1- 0	0- 0				
11- 4	2- 2	1- 1	CONFERENCE	3- 1	0- 0	5- 0				
5- 2	1- 2	0- 0	HOME	2- 0	0- 0	2- 0				
6- 2	1- 0	1- 1	AWAY	1- 1	0- 0	3- 0				
0- 0	0- 0	0- 0	NEUTRAL	0- 0	0- 0	0- 0				

RPI	S	Opponent	Score	RPI	S	Opponent	Score	RPI	S	Opponent	Score	RPI	S	Opponent	Score
9	H	Mississippi St.	64 92	27	A	Missouri	65 70	61	A	LSU	52 63	101	A	Houston	68 52
10	A	Syracuse	65 75	31	H	Rice	65 54	61	H	LSU	59 55	135	N	UC Riverside	70 63
16	H	South Carolina	57 60	44	H	Southern California	71 51	64	H	Lamar University	68 74	153	H	Alabama	70 43
20	N	Oregon St.	76 70	50	A	Auburn	69 67	65	H	Tennessee	79 62	178	A	Vanderbilt	50 43
21	A	Kentucky	62 55					72	A	Little Rock	61 40	178	H	Vanderbilt	69 53
21	H	Kentucky	73 71					98	A	Georgia	76 66	180	H	Arkansas St.	97 56
												207	H	Prairie View	70 57
												212	A	Ole Miss	72 60
												223	A	Florida	80 62
												229	H	Jacksonville	73 53
												235	H	UTRGV	84 61
												269	H	Central Ark.	84 27
LAST 12 Division I GAMES:															
21	A	Kentucky	62 55	212	A	Ole Miss	72 60								
223	A	Florida	80 62	178	H	Vanderbilt	69 53								
65	H	Tennessee	79 62	21	H	Kentucky	73 71								
9	H	Mississippi St.	64 92	50	A	Auburn	69 67								
61	H	LSU	59 55	98	A	Georgia	76 66								
27	A	Missouri	65 70	153	H	Alabama	70 43								

Non-Div I Games:

Texas A&M

■ Loss,
■ Non-Conf, S Site,
■ Home
■ Away
N Neutral

Texas Southern

Through Games Of March 1, 2019

Average RPI Win:	291	WON-LOST	WINNING	LAST 10	STRENGTH OF	OPP. STRENGTH	TEAM	ADJ.	CONF.	ADJ CONF.
Average RPI Loss:	173	RECORD	PCT. RANK	GAMES	SCHEDULE	OF SCHEDULE	RPI	RPI	RPI	RPI
DIV. I ONLY	10- 13	214	1- 0	287	342	241	241	29	29	
DIV. I NON-CONF.	2- 7	288	0- 0	47	316	171	171	28	28	
TOTALS	RPI 1-25	RPI 26-50	W-L RECORDS	RPI 51-100	RPI 101-150	RPI 150+				
10- 13	0- 0	0- 2	OVERALL	0- 1	0- 1	10- 9				
5- 2	0- 0	0- 0	HOME	0- 0	0- 0	5- 2				
5- 9	0- 0	0- 2	AWAY	0- 1	0- 1	5- 5				
0- 2	0- 0	0- 0	NEUTRAL	0- 0	0- 0	0- 2				
2- 7	0- 0	0- 2	NON-CONFERENCE	0- 1	0- 1	2- 3				
0- 0	0- 0	0- 0	HOME	0- 0	0- 0	0- 0				
2- 5	0- 0	0- 2	AWAY	0- 1	0- 1	2- 1				
0- 2	0- 0	0- 0	NEUTRAL	0- 0	0- 0	0- 2				
8- 6	0- 0	0- 0	CONFERENCE	0- 0	0- 0	8- 6				
5- 2	0- 0	0- 0	HOME	0- 0	0- 0	5- 2				
3- 4	0- 0	0- 0	AWAY	0- 0	0- 0	3- 4				
0- 0	0- 0	0- 0	NEUTRAL	0- 0	0- 0	0- 0				

RPI S	Opponent	Score	RPI S	Opponent	Score	RPI S	Opponent	Score	RPI S	Opponent	Score	Team's RPI: 241
31	A Rice	71 76	79	A SFA	55 74	144	A Texas Tech	55 75				
40	A Michigan St.	45 91				159	N Abilene Christian	39 81				
						164	A Tulane	56 62				
						173	A Southern U.	61 63				
						173	N Nicholls St.	57 58				
						200	A Grambling	55 72				
						200	H Grambling	67 75				
						207	A Prairie View	52 44				
						207	H Prairie View	73 67				
						235	A UTRGV	69 55				
						260	H Alabama St.	51 58				
						278	A Jackson St.	64 73				
						278	H Jackson St.	76 67				
						289	H Alabama A&M	53 45				
						328	A Mississippi Val.	68 50				
						328	H Mississippi Val.	73 45				
						345	A Ark.-Pine Bluff	59 58				
						345	H Ark.-Pine Bluff	62 49				
						349	A Savannah St.	65 41				
						351	A Alcorn	52 53				
LAST 12 Division I GAMES:												
328	H Mississippi Val.	73 45	260	H Alabama St.	51 58							
345	H Ark.-Pine Bluff	62 49	328	A Mississippi Val.	68 50							
278	A Jackson St.	64 73	345	A Ark.-Pine Bluff	59 58							
200	A Grambling	55 72	278	H Jackson St.	76 67							
207	H Prairie View	73 67	200	H Grambling	67 75							
289	H Alabama A&M	53 45	207	A Prairie View	52 44							

Non-Div I Games: Huston-Tillotson 72 36 Paul Quinn 83 54

Texas Southern

Loss, Non-Conf, S Site, H Home A Away N Neutral

Average RPI Win: 210	WON-LOST	WINNING	LAST 10	STRENGTH OF	OPP. STRENGTH	TEAM	ADJ.	CONF.	ADJ CONF.
Average RPI Loss: 124	RECORD	PCT. RANK	GAMES	SCHEDULE	OF SCHEDULE	RPI	RPI	RPI	RPI
DIV. I ONLY	11- 15	221	0- 1	125	132	168	168	12	12
DIV. I NON-CONF.	3- 7	256	0- 1	96	161	187	187	14	14
TOTALS	RPI 1-25	RPI 26-50	W-L RECORDS	RPI 51-100	RPI 101-150	RPI 150+			
11- 15	0- 0	0- 1	OVERALL	1- 5	1- 5	9- 4			
4- 6	0- 0	0- 0	HOME	1- 1	0- 3	3- 2			
7- 8	0- 0	0- 1	AWAY	0- 3	1- 2	6- 2			
0- 1	0- 0	0- 0	NEUTRAL	0- 1	0- 0	0- 0			
3- 7	0- 0	0- 1	NON-CONFERENCE	0- 2	0- 2	3- 2			
1- 2	0- 0	0- 0	HOME	0- 0	0- 1	1- 1			
2- 4	0- 0	0- 1	AWAY	0- 1	0- 1	2- 1			
0- 1	0- 0	0- 0	NEUTRAL	0- 1	0- 0	0- 0			
8- 8	0- 0	0- 0	CONFERENCE	1- 3	1- 3	6- 2			
3- 4	0- 0	0- 0	HOME	1- 1	0- 2	2- 1			
5- 4	0- 0	0- 0	AWAY	0- 2	1- 1	4- 1			
0- 0	0- 0	0- 0	NEUTRAL	0- 0	0- 0	0- 0			

RPI S	Opponent	Score	RPI S	Opponent	Score	RPI S	Opponent	Score	RPI S	Opponent	Score	Team's RPI: 168
27	A Missouri	50 69	51	A New Mexico	51 82	128	A Oklahoma St.	55 66				
			53	N Saint Mary's (CA)	62 89	132	A Georgia St.	69 60				
			72	A Little Rock	47 62	132	H Georgia St.	34 57				
			72	H Little Rock	50 48	139	H Montana St.	59 67				
			86	A UT Arlington	53 68	149	A Appalachian St.	56 77				
			94	H Troy	63 82	149	H Appalachian St.	49 62				
						162	A Coastal Caro.	70 77				
						162	H Coastal Caro.	73 58				
						164	A Tulane	61 67				
						169	H Oral Roberts	64 81				
						173	H Nicholls St.	72 67				
						180	A Arkansas St.	85 62				
						180	H Arkansas St.	68 54				
						245	A A&M-Corpus Christi	60 53				
						261	A Louisiana	71 65				
						284	A Ga. Southern	64 52				
						284	H Ga. Southern	55 65				
						307	A UTSA	68 60				
						316	A La.-Monroe	62 51				
LAST 12 Division I GAMES:												
164	A Tulane	61 67	72	H Little Rock	50 48							
139	H Montana St.	59 67	180	H Arkansas St.	68 54							
173	H Nicholls St.	72 67	162	A Coastal Caro.	70 77							
94	H Troy	63 82	149	A Appalachian St.	56 77							
261	A Louisiana	71 65	86	A UT Arlington	53 68							
316	A La.-Monroe	62 51	284	H Ga. Southern	55 65							

Non-Div I Games: UNKNOWN 92 39 Tex. A&M Int'l 89 25

Texas St.

 Loss,
 Non-Conf,
 S Site,
 H Home
 A Away
N Neutral

Average RPI Win:	201	WON-LOST	WINNING	LAST 10	STRENGTH OF	OPP. STRENGTH	TEAM	ADJ.	CONF.	ADJ CONF.
Average RPI Loss:	60	RECORD	PCT. RANK	GAMES	SCHEDULE	OF SCHEDULE	RPI	RPI	RPI	RPI
DIV. I ONLY	12- 15	205	0- 1	47	69	144	144	3	3	
DIV. I NON-CONF.	9- 2	43	0- 0	241	299	109	109	3	3	
TOTALS	RPI 1-25	RPI 26-50	W-L RECORDS	RPI 51-100	RPI 101-150	RPI 150+				
12- 15	0- 4	0- 5	OVERALL	1- 3	3- 2	8- 1				
10- 7	0- 2	0- 3	HOME	1- 2	2- 0	7- 0				
2- 8	0- 2	0- 2	AWAY	0- 1	1- 2	1- 1				
0- 0	0- 0	0- 0	NEUTRAL	0- 0	0- 0	0- 0				
9- 2	0- 0	0- 0	NON-CONFERENCE	1- 1	0- 0	8- 1				
8- 1	0- 0	0- 0	HOME	1- 1	0- 0	7- 0				
1- 1	0- 0	0- 0	AWAY	0- 0	0- 0	1- 1				
0- 0	0- 0	0- 0	NEUTRAL	0- 0	0- 0	0- 0				
3- 13	0- 4	0- 5	CONFERENCE	0- 2	3- 2	0- 0				
2- 6	0- 2	0- 3	HOME	0- 1	2- 0	0- 0				
1- 7	0- 2	0- 2	AWAY	0- 1	1- 2	0- 0				
0- 0	0- 0	0- 0	NEUTRAL	0- 0	0- 0	0- 0				

RPI 1-25				RPI 26-50				RPI 51-100				RPI 101+ Team's RPI: 144			
RPI	S	Opponent	Score	RPI	S	Opponent	Score	RPI	S	Opponent	Score	RPI	S	Opponent	Score
2	A	Baylor	37 96	28	A	Texas	57 81	72	A	West Virginia	65 68	128	A	Oklahoma St.	57 65
2	H	Baylor	56 73	28	H	Texas	71 78	72	H	West Virginia	72 75	128	H	Oklahoma St.	90 78
11	A	Iowa St.	66 105	34	H	Kansas St.	62 66	75	H	Idaho	77 88	131	A	Oklahoma	61 66
11	H	Iowa St.	62 64	41	A	TCU	70 78	79	H	SFA	77 69	147	A	Kansas	75 71
				41	H	TCU	63 70					147	H	Kansas	69 66
												159	H	Abilene Christian	105 54
												173	H	Southern U.	76 58
												217	H	Jacksonville St.	71 58
												223	A	Florida	67 72
												225	A	Nevada	86 67
												241	H	Texas Southern	75 55
												245	H	A&M-Corpus Christi	78 61
												316	H	La.-Monroe	86 42
												337	H	Houston Baptist	82 76
LAST 12 Division I GAMES:															
11	H	Iowa St.	62 64	2	A	Baylor	37 96								
28	A	Texas	57 81	11	A	Iowa St.	66 105								
147	A	Kansas	75 71	28	H	Texas	71 78								
72	H	West Virginia	72 75	72	A	West Virginia	65 68								
128	H	Oklahoma St.	90 78	34	H	Kansas St.	62 66								
41	H	TCU	63 70	41	A	TCU	70 78								

Non-Div I Games:

Texas Tech

■ Loss,
■ Non-Conf, S Site,
■ Home
■ Away
N Neutral

T
o
l
e
d
o

Toledo				Through Games Of March 1, 2019						
Average RPI Win:	204	WON-LOST	WINNING	LAST 10	STRENGTH OF	OPP. STRENGTH	TEAM	ADJ.	CONF.	ADJ CONF.
Average RPI Loss:	69	RECORD	PCT. RANK	GAMES	SCHEDULE	OF SCHEDULE	RPI	RPI	RPI	RPI
DIV. I ONLY		17- 9	87	1- 0	123	104	89	89	7	7
DIV. I NON-CONF.		8- 3	72	0- 0	170	177	74	74	9	9

TOTALS	RPI 1-25	RPI 26-50		W-L RECORDS		RPI 51-100		RPI 101-150		RPI 150+
17- 9	1- 1	1- 3		OVERALL		1- 2		2- 3		12- 0
10- 3	1- 1	1- 1		HOME		0- 1		2- 0		6- 0
7- 6	0- 0	0- 2		AWAY		1- 1		0- 3		6- 0
0- 0	0- 0	0- 0		NEUTRAL		0- 0		0- 0		0- 0
8- 3	0- 1	0- 0		NON-CONFERENCE		1- 1		2- 1		5- 0
4- 1	0- 1	0- 0		HOME		0- 0		2- 0		2- 0
4- 2	0- 0	0- 0		AWAY		1- 1		0- 1		3- 0
0- 0	0- 0	0- 0		NEUTRAL		0- 0		0- 0		0- 0
9- 6	1- 0	1- 3		CONFERENCE		0- 1		0- 2		7- 0
6- 2	1- 0	1- 1		HOME		0- 1		0- 0		4- 0
3- 4	0- 0	0- 2		AWAY		0- 0		0- 2		3- 0
0- 0	0- 0	0- 0		NEUTRAL		0- 0		0- 0		0- 0

T
o
l
e
d
o

RPI 1-25				RPI 26-50				RPI 51-100 Team's RPI: 89				RPI 101+			
RPI	S	Opponent	Score	RPI	S	Opponent	Score	RPI	S	Opponent	Score	RPI	S	Opponent	Score
1	H	Notre Dame	56 72	37	A	Buffalo	63 73	56	A	Maine	59 73	103	A	Northern Ill.	52 54
25	H	Central Mich.	62 59	39	H	Ohio	76 50	62	A	Belmont	78 69	120	A	Dayton	49 70
				45	A	Miami (OH)	64 65	75	H	Kent St.	47 58	134	H	Duquesne	65 52
				45	H	Miami (OH)	56 65					141	A	Akron	64 70
												145	H	Stony Brook	80 48
												201	H	Eastern Mich.	63 43
												206	A	Memphis	58 48
												208	A	Ball St.	63 62
												208	H	Ball St.	65 58
												224	A	Bowling Green	79 65
												224	H	Bowling Green	76 56
												268	A	Western Mich.	80 57
												268	H	Western Mich.	73 63
												285	A	Cleveland St.	65 60
												311	A	Valparaiso	65 59
												323	H	Iona	84 38
												332	H	Detroit Mercy	77 60
LAST 12 Division I GAMES:															
268	H	Western Mich.	73 63	37	A	Buffalo	63 73								
208	A	Ball St.	63 62	224	H	Bowling Green	76 56								
45	H	Miami (OH)	56 65	141	A	Akron	64 70								
103	A	Northern Ill.	52 54	25	H	Central Mich.	62 59								
39	H	Ohio	76 50	224	A	Bowling Green	79 65								
201	H	Eastern Mich.	63 43	268	A	Western Mich.	80 57								

Non-Div I Games:

Toledo

Average RPI Win:	215	WON-LOST	WINNING	LAST 10	STRENGTH OF	OPP. STRENGTH	TEAM	ADJ.	CONF.	ADJ CONF.
Average RPI Loss:	120	RECORD	PCT. RANK	GAMES	SCHEDULE	OF SCHEDULE	RPI	RPI	RPI	RPI
DIV. I ONLY	17- 9	87	1- 0	243	105	110	110	10	10	
DIV. I NON-CONF.	6- 5	143	0- 0	300	132	166	166	10	10	
TOTALS	RPI 1-25	RPI 26-50	W-L RECORDS	RPI 51-100	RPI 101-150	RPI 150+				
17- 9	0- 1	0- 1	OVERALL	1- 1	2- 3	14- 3				
8- 1	0- 0	0- 0	HOME	0- 0	2- 0	6- 1				
9- 8	0- 1	0- 1	AWAY	1- 1	0- 3	8- 2				
0- 0	0- 0	0- 0	NEUTRAL	0- 0	0- 0	0- 0				
6- 5	0- 1	0- 0	NON-CONFERENCE	0- 1	0- 1	6- 2				
3- 0	0- 0	0- 0	HOME	0- 0	0- 0	3- 0				
3- 5	0- 1	0- 0	AWAY	0- 1	0- 1	3- 2				
0- 0	0- 0	0- 0	NEUTRAL	0- 0	0- 0	0- 0				
11- 4	0- 0	0- 1	CONFERENCE	1- 0	2- 2	8- 1				
5- 1	0- 0	0- 0	HOME	0- 0	2- 0	3- 1				
6- 3	0- 0	0- 1	AWAY	1- 0	0- 2	5- 0				
0- 0	0- 0	0- 0	NEUTRAL	0- 0	0- 0	0- 0				

RPI 1-25				RPI 26-50				RPI 51-100				RPI 101+ Team's RPI: 110			
RPI	S	Opponent	Score	RPI	S	Opponent	Score	RPI	S	Opponent	Score	RPI	S	Opponent	Score
10	A	Syracuse	55 98	36	A	James Madison	59 71	72	A	West Virginia	43 90	108	A	Northeastern	68 77
								77	A	Drexel	55 54	108	H	Northeastern	88 83
												125	A	UNCW	73 77
												125	H	UNCW	82 61
												143	A	Wake Forest	53 60
												152	A	Delaware	56 48
												155	A	William & Mary	82 75
												155	H	William & Mary	69 80
												193	A	George Washington	63 76
												203	A	Marshall	76 69
												219	A	Elon	59 50
												219	H	Elon	59 58
												222	A	Hofstra	68 56
												222	H	Hofstra	92 68
												227	H	Massachusetts	78 53
												236	A	Saint Joseph's	73 52
												237	A	Mt. St. Mary's	78 87
												288	H	La Salle	92 68
												295	A	Col. of Charleston	77 61
												295	H	Col. of Charleston	87 61
												296	H	Loyola Maryland	62 57
												309	A	UMBC	71 62
LAST 12 Division I GAMES:															
219	A	Elon	59 50	36	A	James Madison	59 71	155	H	William & Mary	69 80	219	H	Elon	59 58
155	A	William & Mary	82 75	295	H	Col. of Charleston	87 61	125	A	UNCW	73 77	295	A	Col. of Charleston	77 61
295	H	Col. of Charleston	87 61	125	H	UNCW	82 61	295	A	Col. of Charleston	77 61	222	H	Hofstra	92 68
125	H	UNCW	82 61	108	A	Northeastern	68 77	222	H	Hofstra	92 68				
108	A	Northeastern	68 77												

Non-Div I Games:

Towson

■ Loss,
 ■ Non-Conf,
 ■ S Site,
 ■ H Home
 ■ A Away
 N Neutral

Average RPI Win:	220	WON-LOST	WINNING	LAST 10	STRENGTH OF	OPP. STRENGTH	TEAM	ADJ.	CONF.	ADJ CONF.
Average RPI Loss:	86	RECORD	PCT. RANK	GAMES	SCHEDULE	OF SCHEDULE	RPI	RPI	RPI	RPI
DIV. I ONLY	19- 6	40	1- 0	242	131	94	94	12	12	
DIV. I NON-CONF.	8- 2	52	0- 0	301	193	115	115	14	14	
TOTALS	RPI 1-25	RPI 26-50	W-L RECORDS	RPI 51-100	RPI 101-150	RPI 150+				
19- 6	0- 1	0- 0	OVERALL	2- 3	1- 2	16- 0				
9- 2	0- 0	0- 0	HOME	2- 1	0- 1	7- 0				
8- 4	0- 1	0- 0	AWAY	0- 2	1- 1	7- 0				
2- 0	0- 0	0- 0	NEUTRAL	0- 0	0- 0	2- 0				
8- 2	0- 1	0- 0	NON-CONFERENCE	0- 1	0- 0	8- 0				
3- 1	0- 0	0- 0	HOME	0- 1	0- 0	3- 0				
3- 1	0- 1	0- 0	AWAY	0- 0	0- 0	3- 0				
2- 0	0- 0	0- 0	NEUTRAL	0- 0	0- 0	2- 0				
11- 4	0- 0	0- 0	CONFERENCE	2- 2	1- 2	8- 0				
6- 1	0- 0	0- 0	HOME	2- 0	0- 1	4- 0				
5- 3	0- 0	0- 0	AWAY	0- 2	1- 1	4- 0				
0- 0	0- 0	0- 0	NEUTRAL	0- 0	0- 0	0- 0				

RPI 1-25				RPI 26-50				RPI 51-100				Team's RPI: 94		RPI 101+			
RPI	S	Opponent	Score	RPI	S	Opponent	Score	RPI	S	Opponent	Score		RPI	S	Opponent	Score	
22	A	Florida St.	67 103					60	H	Middle Tenn.	64 67		132	A	Georgia St.	80 84	
								72	A	Little Rock	72 76		132	H	Georgia St.	70 85	
								72	H	Little Rock	71 66		149	A	Appalachian St.	83 72	
								95	A	South Alabama	77 80		162	A	Coastal Caro.	82 81	
								95	H	South Alabama	66 58		168	A	Texas St.	82 63	
													180	A	Arkansas St.	100 89	
													180	H	Arkansas St.	87 79	
													184	N	Sam Houston St.	84 79	
													212	A	Ole Miss	71 54	
													217	A	Jacksonville St.	89 63	
													248	A	ETSU	84 66	
													260	H	Alabama St.	116 46	
													261	H	Louisiana	90 64	
													279	H	Samford	72 52	
													284	A	Ga. Southern	97 81	
													284	H	Ga. Southern	100 78	
													301	H	Tennessee St.	92 67	
													316	H	La.-Monroe	78 56	
													328	N	Mississippi Val.	75 54	
LAST 12 Division I GAMES:																	
168	A	Texas St.	82 63	95	A	South Alabama	77 80										
95	H	South Alabama	66 58	261	H	Louisiana	90 64										
284	H	Ga. Southern	100 78	316	H	La.-Monroe	78 56										
132	H	Georgia St.	70 85	132	A	Georgia St.	80 84										
180	A	Arkansas St.	100 89	284	A	Ga. Southern	97 81										
72	A	Little Rock	72 76	180	H	Arkansas St.	87 79										

Non-Div I Games: Talladega 91 70

Troy

T
u
l
a
n
e

Tulane				Through Games Of March 1, 2019						
Average RPI Win:	185	WON-LOST	WINNING	LAST 10	STRENGTH OF	OPP. STRENGTH	TEAM	ADJ.	CONF.	ADJ CONF.
Average RPI Loss:	139	RECORD	PCT. RANK	GAMES	SCHEDULE	OF SCHEDULE	RPI	RPI	RPI	RPI
DIV. I ONLY		15- 12	146	1- 0	186	94	164	164	9	9
DIV. I NON-CONF.		10- 3	59	1- 0	220	116	97	97	8	8
<hr/>										
TOTALS	RPI 1-25	RPI 26-50		W-L RECORDS		RPI 51-100	RPI 101-150		RPI 150+	
15- 12	2- 1	0- 1		OVERALL		1- 1	0- 4		12- 5	
8- 6	1- 1	0- 0		HOME		0- 1	0- 1		7- 3	
4- 5	0- 0	0- 0		AWAY		1- 0	0- 3		3- 2	
3- 1	1- 0	0- 1		NEUTRAL		0- 0	0- 0		2- 0	
<hr/>										
10- 3	1- 0	0- 1		NON-CONFERENCE		1- 1	0- 0		8- 1	
6- 1	0- 0	0- 0		HOME		0- 1	0- 0		6- 0	
1- 1	0- 0	0- 0		AWAY		1- 0	0- 0		0- 1	
3- 1	1- 0	0- 1		NEUTRAL		0- 0	0- 0		2- 0	
<hr/>										
5- 9	1- 1	0- 0		CONFERENCE		0- 0	0- 4		4- 4	
2- 5	1- 1	0- 0		HOME		0- 0	0- 1		1- 3	
3- 4	0- 0	0- 0		AWAY		0- 0	0- 3		3- 1	
0- 0	0- 0	0- 0		NEUTRAL		0- 0	0- 0		0- 0	

RPI 1-25				RPI 26-50				RPI 51-100				RPI 101+ Team's RPI: 164			
RPI	S	Opponent	Score	RPI	S	Opponent	Score	RPI	S	Opponent	Score	RPI	S	Opponent	Score
6	H	UConn	33 75	38	N	California	57 65	61	A	LSU	56 54	101	A	Houston	82 83
18	H	UCF	61 59					90	H	Old Dominion	48 56	123	A	South Fla.	46 73
25	N	Central Mich.	68 57									123	H	South Fla.	45 50
												148	A	Tulsa	67 72
												153	A	Alabama	58 69
												163	H	Washington	63 51
												166	A	Temple	66 57
												168	H	Texas St.	67 61
												173	H	Nicholls St.	71 46
												181	H	Southern Miss.	71 54
												206	A	Memphis	62 61
												206	H	Memphis	59 65
												209	A	SMU	61 43
												209	H	SMU	60 64
												221	A	East Carolina	61 63
												221	H	East Carolina	68 57
												241	H	Texas Southern	62 56
												246	H	Wichita St.	44 62
												285	N	Cleveland St.	81 72
												305	H	Fla. Atlantic	88 45
												348	N	Florida A&M	78 34
LAST 12 Division I GAMES:															
168	H	Texas St.	67 61	123	H	South Fla.	45 50								
209	H	SMU	60 64	221	A	East Carolina	61 63								
101	A	Houston	82 83	206	A	Memphis	62 61								
206	H	Memphis	59 65	246	H	Wichita St.	44 62								
18	H	UCF	61 59	123	A	South Fla.	46 73								
148	A	Tulsa	67 72	6	H	UConn	33 75								

Non-Div I Games:

Tulane

Tulsa

Through Games Of March 1, 2019

Average RPI Win:	196	WON-LOST	WINNING	LAST 10	STRENGTH OF	OPP. STRENGTH	TEAM	ADJ.	CONF.	ADJ CONF.
Average RPI Loss:	91	RECORD	PCT. RANK	GAMES	SCHEDULE	OF SCHEDULE	RPI	RPI	RPI	RPI
DIV. I ONLY	12- 15	205	0- 1	72	91	148	148	9	9	
DIV. I NON-CONF.	6- 7	172	0- 1	52	113	116	116	8	8	
TOTALS	RPI 1-25	RPI 26-50	W-L RECORDS	RPI 51-100	RPI 101-150	RPI 150+				
12- 15	0- 3	0- 0	OVERALL	0- 7	0- 2	12- 3				
8- 5	0- 1	0- 0	HOME	0- 3	0- 0	8- 1				
3- 10	0- 2	0- 0	AWAY	0- 4	0- 2	3- 2				
1- 0	0- 0	0- 0	NEUTRAL	0- 0	0- 0	1- 0				
6- 7	0- 1	0- 0	NON-CONFERENCE	0- 5	0- 0	6- 1				
4- 2	0- 0	0- 0	HOME	0- 2	0- 0	4- 0				
1- 5	0- 1	0- 0	AWAY	0- 3	0- 0	1- 1				
1- 0	0- 0	0- 0	NEUTRAL	0- 0	0- 0	1- 0				
6- 8	0- 2	0- 0	CONFERENCE	0- 2	0- 2	6- 2				
4- 3	0- 1	0- 0	HOME	0- 1	0- 0	4- 1				
2- 5	0- 1	0- 0	AWAY	0- 1	0- 2	2- 1				
0- 0	0- 0	0- 0	NEUTRAL	0- 0	0- 0	0- 0				

RPI S	Opponent	Score	RPI S	Opponent	Score	RPI S	Opponent	Score	RPI S	Opponent	Score	Team's RPI: 148
6	H UConn	49 68				62	A Belmont	53 78	101	A Houston	44 76	
15	A Arizona St.	52 70				71	A American	52 68	123	A South Fla.	48 59	
18	A UCF	44 60				72	H Little Rock	53 63	153	N Alabama	80 73	
						79	A SFA	34 76	159	H Abilene Christian	75 63	
						85	A Cincinnati	47 74	164	H Tulane	72 67	
						85	H Cincinnati	50 70	166	A Temple	64 61	
						99	H Arkansas	59 61	166	H Temple	61 75	
									169	A Oral Roberts	76 68	
									179	H Saint Louis	86 75	
									180	A Arkansas St.	60 73	
									202	H Stetson	55 54	
									206	A Memphis	56 59	
									206	H Memphis	46 39	
									209	H SMU	49 35	
									221	A East Carolina	75 55	
									246	H Wichita St.	63 49	
									280	H UTEP	66 45	
LAST 12 Division I GAMES:												
15	A Arizona St.	52 70	209	H SMU	49 35							
166	A Temple	64 61	206	A Memphis	56 59							
6	H UConn	49 68	166	H Temple	61 75							
85	A Cincinnati	47 74	101	A Houston	44 76							
123	A South Fla.	48 59	85	H Cincinnati	50 70							
164	H Tulane	72 67	18	A UCF	44 60							

Non-Div I Games:

Tulsa

■ Loss,
 ■ Non-Conf,
 ■ S Site,
 ■ Home
 ■ Away
 N Neutral

Average RPI Win:	227	WON-LOST	WINNING	LAST 10	STRENGTH OF	OPP. STRENGTH	TEAM	ADJ.	CONF.	ADJ CONF.
Average RPI Loss:	89	RECORD	PCT. RANK	GAMES	SCHEDULE	OF SCHEDULE	RPI	RPI	RPI	RPI
DIV. I ONLY	21- 5	21	0- 1	281	180	104	104	14	14	
DIV. I NON-CONF.	11- 1	13	0- 1	330	276	113	113	17	17	
TOTALS	RPI 1-25	RPI 26-50	W-L RECORDS	RPI 51-100	RPI 101-150	RPI 150+				
21- 5	0- 0	0- 1	OVERALL	3- 2	3- 1	15- 1				
10- 2	0- 0	0- 1	HOME	1- 0	2- 0	7- 1				
9- 2	0- 0	0- 0	AWAY	2- 1	0- 1	7- 0				
2- 1	0- 0	0- 0	NEUTRAL	0- 1	1- 0	1- 0				
11- 1	0- 0	0- 0	NON-CONFERENCE	1- 1	2- 0	8- 0				
5- 0	0- 0	0- 0	HOME	0- 0	1- 0	4- 0				
4- 0	0- 0	0- 0	AWAY	1- 0	0- 0	3- 0				
2- 1	0- 0	0- 0	NEUTRAL	0- 1	1- 0	1- 0				
10- 4	0- 0	0- 1	CONFERENCE	2- 1	1- 1	7- 1				
5- 2	0- 0	0- 1	HOME	1- 0	1- 0	3- 1				
5- 2	0- 0	0- 0	AWAY	1- 1	0- 1	4- 0				
0- 0	0- 0	0- 0	NEUTRAL	0- 0	0- 0	0- 0				

RPI 1-25			RPI 26-50			RPI 51-100			RPI 101+			Team's RPI: 104			
RPI	S	Opponent	Score	RPI	S	Opponent	Score	RPI	S	Opponent	Score	RPI	S	Opponent	Score
				31	H	Rice	43 55	60	A	Middle Tenn.	44 60	118	A	Charlotte	56 60
								60	H	Middle Tenn.	77 72	121	H	Western Ky.	70 63
								65	N	Tennessee	69 73	131	N	Oklahoma	89 84
								69	A	FGCU	62 60	149	H	Appalachian St.	80 61
								90	A	Old Dominion	69 61	172	H	Louisiana Tech	68 73
												175	H	North Texas	70 60
												181	H	Southern Miss.	71 60
												203	H	Marshall	77 59
												206	H	Memphis	85 54
												260	A	Alabama St.	62 47
												279	A	Samford	66 41
												280	A	UTEP	74 48
												289	H	Alabama A&M	82 47
												305	A	Fla. Atlantic	89 64
												307	A	UTSA	59 42
												315	A	FIU	83 59
												325	H	McNeese	91 48
												330	N	Coppin St.	86 61
												350	A	Chicago St.	90 45
												351	H	Alcorn	80 53
LAST 12 Division I GAMES:															
				65	N	Tennessee	69 73	60	A	Middle Tenn.	44 60				
				60	H	Middle Tenn.	77 72	31	H	Rice	43 55				
				121	H	Western Ky.	70 63	175	H	North Texas	70 60				
				203	H	Marshall	77 59	307	A	UTSA	59 42				
				118	A	Charlotte	56 60	280	A	UTEP	74 48				
				90	A	Old Dominion	69 61	181	H	Southern Miss.	71 60				

Non-Div I Games: Ala.-Huntsville 83 58

UAB

Loss, Non-Conf, S Site, H Home A Away N Neutral

Average RPI Win:	222	WON-LOST	WINNING	LAST 10	STRENGTH OF	OPP. STRENGTH	TEAM	ADJ.	CONF.	ADJ CONF.
Average RPI Loss:	126	RECORD	PCT. RANK	GAMES	SCHEDULE	OF SCHEDULE	RPI	RPI	RPI	RPI
DIV. I ONLY	19- 6	40	0- 1	247	147	88	88	21	21	
DIV. I NON-CONF.	7- 5	132	0- 1	256	53	136	136	20	20	
TOTALS	RPI 1-25	RPI 26-50	W-L RECORDS	RPI 51-100	RPI 101-150	RPI 150+				
19- 6	0- 1	0- 0	OVERALL	1- 1	3- 2	15- 2				
9- 1	0- 0	0- 0	HOME	1- 1	1- 0	7- 0				
9- 5	0- 1	0- 0	AWAY	0- 0	2- 2	7- 2				
1- 0	0- 0	0- 0	NEUTRAL	0- 0	0- 0	1- 0				
7- 5	0- 1	0- 0	NON-CONFERENCE	1- 1	1- 2	5- 1				
3- 1	0- 0	0- 0	HOME	1- 1	0- 0	2- 0				
3- 4	0- 1	0- 0	AWAY	0- 0	1- 2	2- 1				
1- 0	0- 0	0- 0	NEUTRAL	0- 0	0- 0	1- 0				
12- 1	0- 0	0- 0	CONFERENCE	0- 0	2- 0	10- 1				
6- 0	0- 0	0- 0	HOME	0- 0	1- 0	5- 0				
6- 1	0- 0	0- 0	AWAY	0- 0	1- 0	5- 1				
0- 0	0- 0	0- 0	NEUTRAL	0- 0	0- 0	0- 0				

RPI 1-25				RPI 26-50				RPI 51-100 Team's RPI: 88				RPI 101+			
RPI	S	Opponent	Score	RPI	S	Opponent	Score	RPI	S	Opponent	Score	RPI	S	Opponent	Score
4	A	Stanford	43 71					53	H	Saint Mary's (CA)	76 74	109	A	Loyola Marymount	53 60
								97	H	Pacific	80 83	135	A	UC Riverside	67 59
												135	H	UC Riverside	72 59
												137	A	Portland St.	50 65
												146	A	Washington St.	75 62
												151	A	CSUN	60 49
												151	H	CSUN	70 54
												170	A	Montana	56 62
												182	H	UC Irvine	80 57
												225	N	Nevada	84 68
												238	A	Hawaii	60 65
												238	H	Hawaii	72 46
												239	A	San Francisco	70 68
												257	A	Sacramento St.	109 60
												259	A	Cal St. Fullerton	75 39
												259	H	Cal St. Fullerton	75 51
												274	A	Long Beach St.	66 49
												274	H	Long Beach St.	70 50
												286	H	Southern Utah	68 45
												299	A	UC Santa Barbara	70 44
												317	A	Cal Poly	85 61
												344	H	Seattle U	76 59
LAST 12 Division I GAMES:															
170	A	Montana	56 62	151	H	CSUN	70 54								
274	A	Long Beach St.	66 49	274	H	Long Beach St.	70 50								
238	H	Hawaii	72 46	259	A	Cal St. Fullerton	75 39								
135	H	UC Riverside	72 59	151	A	CSUN	60 49								
317	A	Cal Poly	85 61	182	H	UC Irvine	80 57								
299	A	UC Santa Barbara	70 44	259	H	Cal St. Fullerton	75 51								

Non-Div I Games: Dominican (CA) 92 42

UC Davis

■ Loss,
 ■ Non-Conf,
 ■ S Site,
 ■ Home
 ■ A Away
 N Neutral

Average RPI Win:	258	WON-LOST	WINNING	LAST 10	STRENGTH OF	OPP. STRENGTH	TEAM	ADJ.	CONF.	ADJ CONF.
Average RPI Loss:	175	RECORD	PCT. RANK	GAMES	SCHEDULE	OF SCHEDULE	RPI	RPI	RPI	RPI
DIV. I ONLY	16- 8	82	0- 1	336	236	182	182	21	21	
DIV. I NON-CONF.	9- 2	43	0- 0	321	245	145	145	20	20	
TOTALS	RPI 1-25	RPI 26-50	W-L RECORDS	RPI 51-100	RPI 101-150	RPI 150+				
16- 8	0- 1	0- 0	OVERALL	0- 1	1- 2	15- 4				
8- 3	0- 0	0- 0	HOME	0- 0	0- 1	8- 2				
6- 5	0- 1	0- 0	AWAY	0- 1	1- 1	5- 2				
2- 0	0- 0	0- 0	NEUTRAL	0- 0	0- 0	2- 0				
9- 2	0- 1	0- 0	NON-CONFERENCE	0- 0	1- 0	8- 1				
4- 1	0- 0	0- 0	HOME	0- 0	0- 0	4- 1				
3- 1	0- 1	0- 0	AWAY	0- 0	1- 0	2- 0				
2- 0	0- 0	0- 0	NEUTRAL	0- 0	0- 0	2- 0				
7- 6	0- 0	0- 0	CONFERENCE	0- 1	0- 2	7- 3				
4- 2	0- 0	0- 0	HOME	0- 0	0- 1	4- 1				
3- 4	0- 0	0- 0	AWAY	0- 1	0- 1	3- 2				
0- 0	0- 0	0- 0	NEUTRAL	0- 0	0- 0	0- 0				

RPI 1-25				RPI 26-50				RPI 51-100				RPI 101+ Team's RPI: 182			
RPI	S	Opponent	Score	RPI	S	Opponent	Score	RPI	S	Opponent	Score	RPI	S	Opponent	Score
5	A	Oregon	69 115					88	A	UC Davis	57 80	135	A	UC Riverside	72 88
												135	H	UC Riverside	65 66
												137	A	Portland St.	73 68
												151	H	CSUN	65 61
												186	A	Portland	84 69
												199	H	UNLV	57 55
												210	N	Indiana St.	77 61
												238	A	Hawaii	53 48
												238	H	Hawaii	68 70
												242	H	San Diego St.	70 78
												259	A	Cal St. Fullerton	58 67
												259	H	Cal St. Fullerton	65 61
												264	H	CSU Bakersfield	85 78
												274	A	Long Beach St.	48 46
												286	H	Southern Utah	75 58
												299	A	UC Santa Barbara	52 71
												299	H	UC Santa Barbara	74 68
												304	A	San Jose St.	74 66
												317	A	Cal Poly	75 59
												317	H	Cal Poly	73 57
												344	H	Seattle U	65 60
												346	N	LIU Brooklyn	84 71
LAST 12 Division I GAMES:															
259	A	Cal St. Fullerton	58 67	238	H	Hawaii	68 70								
135	H	UC Riverside	65 66	299	H	UC Santa Barbara	74 68								
238	A	Hawaii	53 48	317	H	Cal Poly	73 57								
299	A	UC Santa Barbara	52 71	88	A	UC Davis	57 80								
274	A	Long Beach St.	48 46	135	A	UC Riverside	72 88								
259	H	Cal St. Fullerton	65 61	151	H	CSUN	65 61								

Non-Div I Games: LIFE Pacific 105 31

UC Irvine

■ Loss,
 ■ Non-Conf,
 ■ S Site,
 ■ Home
 ■ A Away
 N Neutral

UC Riverside

Through Games Of March 1, 2019

Average RPI Win:	238	WON-LOST	WINNING	LAST 10	STRENGTH OF	OPP. STRENGTH	TEAM	ADJ.	CONF.	ADJ CONF.
Average RPI Loss:	129	RECORD	PCT. RANK	GAMES	SCHEDULE	OF SCHEDULE	RPI	RPI	RPI	RPI
DIV. I ONLY	15- 12	146	1- 0	143	226	135	135	21	21	
DIV. I NON-CONF.	6- 8	199	1- 0	112	185	151	151	20	20	
TOTALS	RPI 1-25	RPI 26-50	W-L RECORDS	RPI 51-100	RPI 101-150	RPI 150+				
15- 12	0- 2	0- 2	OVERALL	0- 2	1- 1	14- 5				
8- 2	0- 0	0- 0	HOME	0- 1	1- 0	7- 1				
6- 7	0- 0	0- 2	AWAY	0- 1	0- 1	6- 3				
1- 3	0- 2	0- 0	NEUTRAL	0- 0	0- 0	1- 1				
6- 8	0- 2	0- 2	NON-CONFERENCE	0- 0	1- 1	5- 3				
3- 0	0- 0	0- 0	HOME	0- 0	1- 0	2- 0				
2- 5	0- 0	0- 2	AWAY	0- 0	0- 1	2- 2				
1- 3	0- 2	0- 0	NEUTRAL	0- 0	0- 0	1- 1				
9- 4	0- 0	0- 0	CONFERENCE	0- 2	0- 0	9- 2				
5- 2	0- 0	0- 0	HOME	0- 1	0- 0	5- 1				
4- 2	0- 0	0- 0	AWAY	0- 1	0- 0	4- 1				
0- 0	0- 0	0- 0	NEUTRAL	0- 0	0- 0	0- 0				

RPI	S	Opponent	Score	RPI	S	Opponent	Score	RPI	S	Opponent	Score	RPI	S	Opponent	Score	Team's RPI: 135
5	N	Oregon	44 94	32	A	BYU	70 72	88	A	UC Davis	59 72	128	A	Oklahoma St.	51 76	
17	N	Texas A&M	63 70	44	A	Southern California	55 73	88	H	UC Davis	59 67	133	H	New Mexico St.	65 64	
												151	A	CSUN	56 69	
												151	H	CSUN	63 51	
												162	H	Coastal Caro.	62 43	
												182	A	UC Irvine	66 65	
												182	H	UC Irvine	88 72	
												183	N	Eastern Wash.	57 45	
												192	N	Milwaukee	54 56	
												238	A	Hawaii	60 55	
												254	A	California Baptist	57 65	
												259	H	Cal St. Fullerton	62 59	
												264	A	CSU Bakersfield	79 67	
												273	A	Utah Valley	53 56	
												274	A	Long Beach St.	73 59	
												274	H	Long Beach St.	45 63	
												286	H	Southern Utah	56 50	
												299	H	UC Santa Barbara	73 60	
												317	A	Cal Poly	75 68	
												317	H	Cal Poly	80 66	
												322	A	Weber St.	71 39	
LAST 12 Division I GAMES:																
286	H	Southern Utah	56 50	259	H	Cal St. Fullerton	62 59									
151	H	CSUN	63 51	299	H	UC Santa Barbara	73 60									
182	A	UC Irvine	66 65	238	A	Hawaii	60 55									
317	A	Cal Poly	75 68	274	A	Long Beach St.	73 59									
317	H	Cal Poly	80 66	151	A	CSUN	56 69									
88	A	UC Davis	59 72	182	H	UC Irvine	88 72									

Non-Div I Games:

UC Riverside

■ Loss,
 ■ Non-Conf,
 ■ S Site,
 ■ Home
 ■ A Away
 N Neutral

RPI 1-25				RPI 26-50				RPI 51-100				RPI 101+				Team's RPI: 299	
RPI	S	Opponent	Score	RPI	S	Opponent	Score	RPI	S	Opponent	Score	RPI	S	Opponent	Score		
				38	A	California	45 69	53	H	Saint Mary's (CA)	55 80	109	H	Loyola Marymount	57 70		
				44	A	Southern California	39 82	88	H	UC Davis	44 70	133	H	New Mexico St.	73 81		
								97	A	Pacific	53 69	135	A	UC Riverside	60 73		
												151	A	CSUN	65 73		
												151	H	CSUN	61 60		
												182	A	UC Irvine	68 74		
												182	H	UC Irvine	71 52		
												198	N	Dartmouth	62 56		
												199	A	UNLV	51 69		
												238	A	Hawaii	49 72		
												238	H	Hawaii	35 47		
												242	A	San Diego St.	63 58		
												254	H	California Baptist	64 76		
												259	A	Cal St. Fullerton	62 74		
												259	H	Cal St. Fullerton	52 59		
												264	H	CSU Bakersfield	48 56		
												273	A	Utah Valley	54 63		
												274	A	Long Beach St.	53 62		
												274	H	Long Beach St.	60 54		
												317	A	Cal Poly	67 75		
												317	H	Cal Poly	44 42		
												335	H	Grand Canyon	66 55		
LAST 12 Division I GAMES:																	
				198	N	Dartmouth	62 56	151	H	CSUN	61 60						
				317	H	Cal Poly	44 42	88	H	UC Davis	44 70						
				274	A	Long Beach St.	53 62	135	A	UC Riverside	60 73						
				259	A	Cal St. Fullerton	62 74	182	A	UC Irvine	68 74						
				182	H	UC Irvine	71 52	238	H	Hawaii	35 47						
				238	A	Hawaii	49 72	259	H	Cal St. Fullerton	52 59						

Page 306

Average RPI Win:	156	WON-LOST	WINNING	LAST 10	STRENGTH OF	OPP. STRENGTH	TEAM	ADJ.	CONF.	ADJ CONF.
Average RPI Loss:	42	RECORD	PCT. RANK	GAMES	SCHEDULE	OF SCHEDULE	RPI	RPI	RPI	RPI
DIV. I ONLY	22- 5	20	1- 0	53	79	18	18	9	9	
DIV. I NON-CONF.	11- 2	32	0- 0	49	37	13	13	8	8	
TOTALS	RPI 1-25	RPI 26-50	W-L RECORDS	RPI 51-100	RPI 101-150	RPI 150+				
22- 5	0- 4	2- 0	OVERALL	2- 0	7- 0	11- 1				
10- 1	0- 1	1- 0	HOME	2- 0	3- 0	4- 0				
11- 3	0- 2	1- 0	AWAY	0- 0	4- 0	6- 1				
1- 1	0- 1	0- 0	NEUTRAL	0- 0	0- 0	1- 0				
11- 2	0- 2	2- 0	NON-CONFERENCE	1- 0	3- 0	5- 0				
4- 0	0- 0	1- 0	HOME	1- 0	0- 0	2- 0				
6- 1	0- 1	1- 0	AWAY	0- 0	3- 0	2- 0				
1- 1	0- 1	0- 0	NEUTRAL	0- 0	0- 0	1- 0				
11- 3	0- 2	0- 0	CONFERENCE	1- 0	4- 0	6- 1				
6- 1	0- 1	0- 0	HOME	1- 0	3- 0	2- 0				
5- 2	0- 1	0- 0	AWAY	0- 0	1- 0	4- 1				
0- 0	0- 0	0- 0	NEUTRAL	0- 0	0- 0	0- 0				

RPI	S	Opponent	Score	RPI	S	Opponent	Score	RPI	S	Opponent	Score	RPI	S	Opponent	Score
6	A	UConn	57 93	43	H	Villanova	71 56	85	H	Cincinnati	56 55	101	H	Houston	58 56
6	H	UConn	41 78	47	A	Quinnipiac	47 45	97	H	Pacific	64 57	122	A	Pittsburgh	61 58
10	N	Syracuse	52 57									123	A	South Fla.	62 49
25	A	Central Mich.	68 75									123	H	South Fla.	66 63
												134	A	Duquesne	71 63
												142	A	Mercer	76 42
												148	H	Tulsa	60 44
												152	A	Delaware	71 60
												164	A	Tulane	59 61
												166	H	Temple	62 54
												171	H	Chattanooga	75 37
												202	A	Stetson	78 55
												206	A	Memphis	68 55
												209	A	SMU	66 54
												209	H	SMU	55 43
												213	N	Liberty	53 45
												221	A	East Carolina	61 58
												246	A	Wichita St.	57 49
												275	H	Richmond	70 48
LAST 12 Division I GAMES:															
166	H	Temple	62 54	101	H	Houston	58 56	6	A	UConn	57 93	221	A	East Carolina	61 58
246	A	Wichita St.	57 49	209	H	SMU	55 43	148	H	Tulsa	60 44	85	H	Cincinnati	56 55
6	H	UConn	41 78												
164	A	Tulane	59 61												
209	A	SMU	66 54												
123	H	South Fla.	66 63												

Non-Div I Games:

UCF

Average RPI Win:	110	WON-LOST	WINNING	LAST 10	STRENGTH OF	OPP. STRENGTH	TEAM	ADJ.	CONF.	ADJ CONF.
Average RPI Loss:	39	RECORD	PCT. RANK	GAMES	SCHEDULE	OF SCHEDULE	RPI	RPI	RPI	RPI
DIV. I ONLY	18- 11	106	1- 0	11	19	30	30	2	2	
DIV. I NON-CONF.	7- 5	132	0- 0	72	44	110	110	2	2	
TOTALS	RPI 1-25	RPI 26-50	W-L RECORDS	RPI 51-100	RPI 101-150	RPI 150+				
18- 11	2- 6	4- 3	OVERALL	5- 0	3- 2	4- 0				
10- 5	0- 3	2- 2	HOME	3- 0	3- 0	2- 0				
8- 3	2- 2	2- 0	AWAY	2- 0	0- 1	2- 0				
0- 3	0- 1	0- 1	NEUTRAL	0- 0	0- 1	0- 0				
7- 5	0- 1	1- 2	NON-CONFERENCE	2- 0	2- 2	2- 0				
6- 1	0- 0	1- 1	HOME	2- 0	2- 0	1- 0				
1- 1	0- 0	0- 0	AWAY	0- 0	0- 1	1- 0				
0- 3	0- 1	0- 1	NEUTRAL	0- 0	0- 1	0- 0				
11- 6	2- 5	3- 1	CONFERENCE	3- 0	1- 0	2- 0				
4- 4	0- 3	1- 1	HOME	1- 0	1- 0	1- 0				
7- 2	2- 2	2- 0	AWAY	2- 0	0- 0	1- 0				
0- 0	0- 0	0- 0	NEUTRAL	0- 0	0- 0	0- 0				

RPI 1-25				RPI 26-50				Team's RPI: 30				RPI 51-100				RPI 101+			
RPI	S	Opponent	Score	RPI	S	Opponent	Score	RPI	S	Opponent	Score	RPI	S	Opponent	Score	RPI	S	Opponent	Score
4	A	Stanford	80 86	31	H	Rice	59 50	70	A	Utah	100 90	109	A	Loyola Marymount	63 69				
4	H	Stanford	51 65	33	N	North Carolina	49 83	70	H	Utah	76 60	123	N	South Fla.	56 60				
5	A	Oregon	74 69	38	A	California	84 79	84	A	Arizona	98 93	128	H	Oklahoma St.	71 59				
5	H	Oregon	52 72	38	H	California	80 74	91	H	Fresno St.	89 80	140	H	Seton Hall	78 62				
15	A	Arizona St.	61 59	44	A	Southern California	72 65	98	H	Georgia	80 69	146	H	Washington St.	83 56				
20	A	Oregon St.	72 75	44	H	Southern California	67 72					163	H	Washington	76 60				
20	H	Oregon St.	73 83	49	H	Indiana	65 67					167	A	Colorado	64 60				
21	N	Kentucky	74 75									317	H	Cal Poly	81 35				
												339	A	UIC	78 47				
LAST 12 Division I GAMES:																			
70	H	Utah	76 60	167	A	Colorado	64 60												
20	A	Oregon St.	72 75	163	H	Washington	76 60												
5	A	Oregon	74 69	146	H	Washington St.	83 56												
38	H	California	80 74	84	A	Arizona	98 93												
4	H	Stanford	51 65	15	A	Arizona St.	61 59												
70	A	Utah	100 90	44	H	Southern California	67 72												

Non-Div I Games:

UCLA

■ Loss,
 ■ Non-Conf, S Site,
 ■ Home
 ■ Away
 N Neutral

Average RPI Win:	121	WON-LOST	WINNING	LAST 10	STRENGTH OF	OPP. STRENGTH	TEAM	ADJ.	CONF.	ADJ CONF.
Average RPI Loss:	3	RECORD	PCT. RANK	GAMES	SCHEDULE	OF SCHEDULE	RPI	RPI	RPI	RPI
DIV. I ONLY	26- 2	2	1- 0	38	21	6	6	9	9	
DIV. I NON-CONF.	12- 2	31	0- 0	28	1	8	8	8	8	
TOTALS	RPI 1-25	RPI 26-50	W-L RECORDS	RPI 51-100	RPI 101-150	RPI 150+				
26- 2	5- 2	1- 0	OVERALL	4- 0	6- 0	10- 0				
11- 0	3- 0	0- 0	HOME	2- 0	2- 0	4- 0				
11- 2	2- 2	1- 0	AWAY	1- 0	3- 0	4- 0				
4- 0	0- 0	0- 0	NEUTRAL	1- 0	1- 0	2- 0				
12- 2	3- 2	1- 0	NON-CONFERENCE	2- 0	3- 0	3- 0				
4- 0	2- 0	0- 0	HOME	1- 0	1- 0	0- 0				
4- 2	1- 2	1- 0	AWAY	0- 0	1- 0	1- 0				
4- 0	0- 0	0- 0	NEUTRAL	1- 0	1- 0	2- 0				
14- 0	2- 0	0- 0	CONFERENCE	2- 0	3- 0	7- 0				
7- 0	1- 0	0- 0	HOME	1- 0	1- 0	4- 0				
7- 0	1- 0	0- 0	AWAY	1- 0	2- 0	3- 0				
0- 0	0- 0	0- 0	NEUTRAL	0- 0	0- 0	0- 0				

RPI	S	Opponent	Score	RPI	S	Opponent	Score	RPI	S	Opponent	Score	RPI	S	Opponent	Score
1	A	Notre Dame	89 71	38	A	California	76 66	74	H	Ohio St.	85 53	101	A	Houston	81 61
2	A	Baylor	57 68					78	N	Purdue	86 40	107	N	St. John's (NY)	65 55
3	A	Louisville	69 78					85	A	Cincinnati	65 55	123	H	South Fla.	63 46
16	H	South Carolina	97 79					85	H	Cincinnati	82 38	131	A	Oklahoma	72 63
18	A	UCF	78 41									140	H	Seton Hall	99 61
18	H	UCF	93 57									148	A	Tulsa	68 49
24	H	DePaul	99 63									164	A	Tulane	75 33
												166	A	Temple	88 67
												166	H	Temple	109 74
												178	N	Vanderbilt	80 42
												179	A	Saint Louis	98 42
												206	H	Memphis	102 45
												209	H	SMU	79 39
												212	N	Ole Miss	90 50
												221	H	East Carolina	118 55
												246	A	Wichita St.	84 47
LAST 12 Division I GAMES:															
246	A	Wichita St.	84 47	221	H	East Carolina	118 55								
148	A	Tulsa	68 49	85	A	Cincinnati	65 55								
206	H	Memphis	102 45	3	A	Louisville	69 78								
18	A	UCF	78 41	18	H	UCF	93 57								
16	H	South Carolina	97 79	209	H	SMU	79 39								
166	H	Temple	109 74	166	A	Temple	88 67								

Non-Div I Games:

UConn

■ Loss,
 ■ Non-Conf, S Site,
 ■ Home
 ■ Away
 N Neutral

Average RPI Win:	316	WON-LOST	WINNING	LAST 10	STRENGTH OF	OPP. STRENGTH	TEAM	ADJ.	CONF.	ADJ CONF.
Average RPI Loss:	182	RECORD	PCT. RANK	GAMES	SCHEDULE	OF SCHEDULE	RPI	RPI	RPI	RPI
DIV. I ONLY	3- 25	347	0- 1	295	221	339	339	20	20	
DIV. I NON-CONF.	2- 9	297	0- 0	249	205	311	311	18	18	
TOTALS	RPI 1-25	RPI 26-50	W-L RECORDS	RPI 51-100	RPI 101-150	RPI 150+				
3- 25	0- 1	0- 2	OVERALL	0- 3	0- 5	3- 14				
2- 10	0- 0	0- 2	HOME	0- 1	0- 2	2- 5				
1- 13	0- 1	0- 0	AWAY	0- 2	0- 3	1- 7				
0- 2	0- 0	0- 0	NEUTRAL	0- 0	0- 0	0- 2				
2- 9	0- 1	0- 2	NON-CONFERENCE	0- 0	0- 1	2- 5				
1- 3	0- 0	0- 2	HOME	0- 0	0- 0	1- 1				
1- 4	0- 1	0- 0	AWAY	0- 0	0- 1	1- 2				
0- 2	0- 0	0- 0	NEUTRAL	0- 0	0- 0	0- 2				
1- 16	0- 0	0- 0	CONFERENCE	0- 3	0- 4	1- 9				
1- 7	0- 0	0- 0	HOME	0- 1	0- 2	1- 4				
0- 9	0- 0	0- 0	AWAY	0- 2	0- 2	0- 5				
0- 0	0- 0	0- 0	NEUTRAL	0- 0	0- 0	0- 0				

RPI 1-25				RPI 26-50				RPI 51-100				RPI 101+ Team's RPI: 339			
RPI	S	Opponent	Score	RPI	S	Opponent	Score	RPI	S	Opponent	Score	RPI	S	Opponent	Score
12	A	Marquette	32 96	30	H	UCLA	47 78	67	A	Wright St.	47 72	113	A	Northwestern	44 87
				45	H	Miami (OH)	56 65	67	H	Wright St.	46 79	119	A	Youngstown St.	29 81
								68	A	Green Bay	32 62	119	H	Youngstown St.	59 83
												138	A	IUPUI	43 71
												138	H	IUPUI	44 73
												192	A	Milwaukee	53 72
												192	H	Milwaukee	37 48
												201	A	Eastern Mich.	38 52
												210	A	Indiana St.	53 60
												240	A	Northern Ky.	44 78
												240	H	Northern Ky.	49 67
												244	H	Loyola Chicago	60 75
												278	N	Jackson St.	57 72
												285	A	Cleveland St.	53 71
												285	H	Cleveland St.	48 74
												292	N	Fairfield	60 68
												311	H	Valparaiso	75 65
												313	A	Oakland	57 74
												313	H	Oakland	69 65
												324	A	Evansville	62 54
												332	A	Detroit Mercy	45 62
												332	H	Detroit Mercy	36 42
LAST 12 Division I GAMES:															
192	H	Milwaukee	37 48	240	A	Northern Ky.	44 78								
138	H	IUPUI	44 73	67	A	Wright St.	47 72								
313	A	Oakland	57 74	192	A	Milwaukee	53 72								
332	A	Detroit Mercy	45 62	68	A	Green Bay	32 62								
119	H	Youngstown St.	59 83	138	A	IUPUI	43 71								
285	H	Cleveland St.	48 74	332	H	Detroit Mercy	36 42								

Non-Div I Games:

UIC

■ Loss,
■ Non-Conf,
■ S Site,
■ H Home
■ A Away
N Neutral

U
M
B
C

U
M
B
C

UMBC

Average RPI Win: 300

Average RPI Loss: 180

WON-LOST

RECORD

WINNING

PCT. RANK

LAST 10

GAMES

STRENGTH OF

SCHEDULE

OPP. STRENGTH

OF SCHEDULE

TEAM

RPI

ADJ.

RPI

CONF.

RPI

ADJ CONF.

RPI

DIV. I ONLY

6- 19

301

0- 1

262

275

309

309

23

23

DIV. I NON-CONF.

4- 6

212

0- 0

277

272

261

261

25

25

TOTALS

RPI 1-25

RPI 26-50

W-L RECORDS

RPI 51-100

RPI 101-150

RPI 150+

6- 19

0- 1

0- 0

OVERALL

0- 3

0- 5

6- 10

2- 10

0- 0

0- 0

HOME

0- 1

0- 3

2- 6

2- 9

0- 1

0- 0

AWAY

0- 2

0- 2

2- 4

2- 0

0- 0

0- 0

NEUTRAL

0- 0

0- 0

2- 0

4- 6

0- 1

0- 0

NON-CONFERENCE

0- 1

0- 1

4- 3

0- 4

0- 0

0- 0

HOME

0- 0

0- 1

0- 3

2- 2

0- 1

0- 0

AWAY

0- 1

0- 0

2- 0

2- 0

0- 0

0- 0

NEUTRAL

0- 0

0- 0

2- 0

2- 13

0- 0

0- 0

CONFERENCE

0- 2

0- 4

2- 7

2- 6

0- 0

0- 0

HOME

0- 1

0- 2

2- 3

0- 7

0- 0

0- 0

AWAY

0- 1

0- 2

0- 4

0- 0

0- 0

0- 0

NEUTRAL

0- 0

0- 0

0- 0

RPI 1-25

RPI S Opponent Score

14 A Maryland 61 92

RPI 26-50

RPI S Opponent Score

RPI 51-100

RPI S Opponent Score

56 A Maine 44 84

56 H Maine 45 58

71 A American 42 64

RPI 101+

RPI S Opponent Score

110 H Towson 62 71

114 A Hartford 47 92

114 H Hartford 52 66

145 A Stony Brook 44 57

145 H Stony Brook 59 70

190 H UMES 67 73

222 H Hofstra 42 45

237 H Mt. St. Mary's 52 65

243 A Albany (NY) 44 64

243 H Albany (NY) 69 60

250 A Binghamton 45 67

250 H Binghamton 46 58

283 A Vermont 50 58

283 H Vermont 44 58

297 N Kennesaw St. 57 53

307 N UTSA 72 58

308 A Morgan St. 73 68

314 H New Hampshire 64 62

321 A UMass Lowell 41 62

321 H UMass Lowell 55 67

330 A Coppin St. 57 52

Team's RPI: 309

LAST 12 Division I GAMES:

145 H Stony Brook 59 70

243 H Albany (NY) 69 60

283 A Vermont 50 58

321 A UMass Lowell 41 62

250 H Binghamton 46 58

56 H Maine 45 58

114 A Hartford 47 92

145 A Stony Brook 44 57

314 H New Hampshire 64 62

283 H Vermont 44 58

243 A Albany (NY) 44 64

250 A Binghamton 45 67

Non-Div I Games:

Notre Dame (MD) 81 43

Eastern 81 42

Gettysburg 65 51

UMBC

Loss, Non-Conf, S Site, H Home A Away N Neutral

Page 311

UMES		WON-LOST	WINNING	LAST 10	STRENGTH OF	OPP. STRENGTH	TEAM	ADJ.	CONF.	ADJ CONF.
Average RPI Win:	290	RECORD	PCT. RANK	GAMES	SCHEDULE	OF SCHEDULE	RPI	RPI	RPI	RPI
Average RPI Loss:	170									
DIV. I ONLY	13- 12	163	0- 1	307	307	190	190	32	32	
DIV. I NON-CONF.	2- 9	297	0- 0	230	64	260	260	32	32	
TOTALS	RPI 1-25	RPI 26-50	W-L RECORDS	RPI 51-100	RPI 101-150	RPI 150+				
13- 12	0- 2	0- 1	OVERALL	0- 1	0- 1	13- 7				
5- 2	0- 0	0- 1	HOME	0- 0	0- 0	5- 1				
8- 10	0- 2	0- 0	AWAY	0- 1	0- 1	8- 6				
0- 0	0- 0	0- 0	NEUTRAL	0- 0	0- 0	0- 0				
2- 9	0- 2	0- 1	NON-CONFERENCE	0- 1	0- 1	2- 4				
0- 1	0- 0	0- 1	HOME	0- 0	0- 0	0- 0				
2- 8	0- 2	0- 0	AWAY	0- 1	0- 1	2- 4				
0- 0	0- 0	0- 0	NEUTRAL	0- 0	0- 0	0- 0				
11- 3	0- 0	0- 0	CONFERENCE	0- 0	0- 0	11- 3				
5- 1	0- 0	0- 0	HOME	0- 0	0- 0	5- 1				
6- 2	0- 0	0- 0	AWAY	0- 0	0- 0	6- 2				
0- 0	0- 0	0- 0	NEUTRAL	0- 0	0- 0	0- 0				

RPI 1-25				RPI 26-50				RPI 51-100				RPI 101+ Team's RPI: 190			
RPI	S	Opponent	Score	RPI	S	Opponent	Score	RPI	S	Opponent	Score	RPI	S	Opponent	Score
10	A	Syracuse	51 96	37	H	Buffalo	63 69	81	A	Georgetown	55 74	143	A	Wake Forest	67 78
19	A	Miami (FL)	53 71									191	A	N.C. A&T	58 70
												191	H	N.C. A&T	49 51
												195	A	George Mason	49 70
												205	A	Bethune-Cookman	64 52
												220	A	Howard	80 73
												220	H	Howard	80 72
												221	A	East Carolina	69 84
												237	A	Mt. St. Mary's	86 73
												263	A	Norfolk St.	59 43
												275	A	Richmond	55 57
												302	H	South Carolina St.	63 43
												308	A	Morgan St.	73 68
												309	A	UMBC	73 67
												330	H	Coppin St.	74 54
												336	A	Longwood	71 83
												338	A	N.C. Central	69 61
												338	H	N.C. Central	59 49
												343	A	Delaware St.	62 65
												348	A	Florida A&M	68 36
												349	H	Savannah St.	78 46
LAST 12 Division I GAMES:															
343	A	Delaware St.	62 65	220	A	Howard	80 73								
330	H	Coppin St.	74 54	263	A	Norfolk St.	59 43								
191	A	N.C. A&T	58 70	205	A	Bethune-Cookman	64 52								
338	A	N.C. Central	69 61	348	A	Florida A&M	68 36								
349	H	Savannah St.	78 46	191	H	N.C. A&T	49 51								
302	H	South Carolina St.	63 43	338	H	N.C. Central	59 49								

Non-Div I Games: Regent 72 16 Cheyney 88 39

UMES

Loss, Non-Conf, S Site, H Home A Away N Neutral

Average RPI Win:	288	WON-LOST	WINNING	LAST 10	STRENGTH OF	OPP. STRENGTH	TEAM	ADJ.	CONF.	ADJ CONF.
Average RPI Loss:	167	RECORD	PCT. RANK	GAMES	SCHEDULE	OF SCHEDULE	RPI	RPI	RPI	RPI
DIV. I ONLY	12- 13	189	0- 1	279	312	226	226	30	30	
DIV. I NON-CONF.	4- 7	228	0- 0	149	204	198	198	30	30	
TOTALS	RPI 1-25	RPI 26-50	W-L RECORDS	RPI 51-100	RPI 101-150	RPI 150+				
12- 13	0- 0	0- 2	OVERALL	0- 0	0- 3	12- 8				
5- 6	0- 0	0- 0	HOME	0- 0	0- 1	5- 5				
7- 7	0- 0	0- 2	AWAY	0- 0	0- 2	7- 3				
0- 0	0- 0	0- 0	NEUTRAL	0- 0	0- 0	0- 0				
4- 7	0- 0	0- 2	NON-CONFERENCE	0- 0	0- 1	4- 4				
2- 2	0- 0	0- 0	HOME	0- 0	0- 0	2- 2				
2- 5	0- 0	0- 2	AWAY	0- 0	0- 1	2- 2				
0- 0	0- 0	0- 0	NEUTRAL	0- 0	0- 0	0- 0				
8- 6	0- 0	0- 0	CONFERENCE	0- 0	0- 2	8- 4				
3- 4	0- 0	0- 0	HOME	0- 0	0- 1	3- 3				
5- 2	0- 0	0- 0	AWAY	0- 0	0- 1	5- 1				
0- 0	0- 0	0- 0	NEUTRAL	0- 0	0- 0	0- 0				

RPI S	Opponent	Score	RPI S	Opponent	Score	RPI S	Opponent	Score	RPI S	Opponent	Score	Team's RPI: 226
27	A Missouri	59 66	27	A Missouri	59 66	133	A New Mexico St.	61 68	133	A New Mexico St.	61 68	
34	A Kansas St.	50 61	34	A Kansas St.	50 61	133	H New Mexico St.	86 90	133	H New Mexico St.	86 90	
						147	A Kansas	55 67	147	A Kansas	55 67	
						154	H Illinois St.	55 62	154	H Illinois St.	55 62	
						156	A Denver	75 92	156	A Denver	75 92	
						169	A Oral Roberts	64 75	169	A Oral Roberts	64 75	
						172	H Louisiana Tech	80 70	172	H Louisiana Tech	80 70	
						195	H George Mason	84 91	195	H George Mason	84 91	
						218	H SIUE	80 75	218	H SIUE	80 75	
						235	H UTRGV	56 75	235	H UTRGV	56 75	
						244	A Loyola Chicago	88 74	244	A Loyola Chicago	88 74	
						254	A California Baptist	78 74	254	A California Baptist	78 74	
						254	H California Baptist	92 95	254	H California Baptist	92 95	
						264	A CSU Bakersfield	71 85	264	A CSU Bakersfield	71 85	
						264	H CSU Bakersfield	57 67	264	H CSU Bakersfield	57 67	
						273	A Utah Valley	68 64	273	A Utah Valley	68 64	
						273	H Utah Valley	97 64	273	H Utah Valley	97 64	
						310	A North Dakota St.	69 59	310	A North Dakota St.	69 59	
						335	A Grand Canyon	65 56	335	A Grand Canyon	65 56	
						335	H Grand Canyon	73 45	335	H Grand Canyon	73 45	
						344	A Seattle U	86 62	344	A Seattle U	86 62	
						344	H Seattle U	83 66	344	H Seattle U	83 66	
						350	A Chicago St.	111 58	350	A Chicago St.	111 58	
LAST 12 Division I GAMES:												
133	A New Mexico St.	61 68	235	H UTRGV	56 75	133	H New Mexico St.	86 90	133	H New Mexico St.	86 90	
273	H Utah Valley	97 64	344	A Seattle U	86 62	273	A Utah Valley	68 64	344	A Seattle U	86 62	
344	H Seattle U	83 66	335	H Grand Canyon	73 45	264	H CSU Bakersfield	57 67	335	H Grand Canyon	73 45	
264	A CSU Bakersfield	71 85	254	H California Baptist	92 95	254	A California Baptist	92 95	254	A California Baptist	92 95	

Non-Div I Games: Peru St. 98 62 Mo.-St. Louis 92 63

UMKC

Loss, Non-Conf, S Site, H Home A Away N Neutral

Average RPI Win:	303	WON-LOST	WINNING	LAST 10	STRENGTH OF	OPP. STRENGTH	TEAM	ADJ.	CONF.	ADJ CONF.
Average RPI Loss:	195	RECORD	PCT. RANK	GAMES	SCHEDULE	OF SCHEDULE	RPI	RPI	RPI	RPI
DIV. I ONLY	6- 22	311	0- 1	292	297	321	321	23	23	
DIV. I NON-CONF.	3- 9	271	0- 0	296	333	309	309	25	25	
TOTALS	RPI 1-25	RPI 26-50	W-L RECORDS	RPI 51-100	RPI 101-150	RPI 150+				
6- 22	0- 0	0- 0	OVERALL	0- 3	0- 6	6- 13				
3- 9	0- 0	0- 0	HOME	0- 1	0- 3	3- 5				
3- 13	0- 0	0- 0	AWAY	0- 2	0- 3	3- 8				
0- 0	0- 0	0- 0	NEUTRAL	0- 0	0- 0	0- 0				
3- 9	0- 0	0- 0	NON-CONFERENCE	0- 1	0- 2	3- 6				
1- 3	0- 0	0- 0	HOME	0- 0	0- 1	1- 2				
2- 6	0- 0	0- 0	AWAY	0- 1	0- 1	2- 4				
0- 0	0- 0	0- 0	NEUTRAL	0- 0	0- 0	0- 0				
3- 13	0- 0	0- 0	CONFERENCE	0- 2	0- 4	3- 7				
2- 6	0- 0	0- 0	HOME	0- 1	0- 2	2- 3				
1- 7	0- 0	0- 0	AWAY	0- 1	0- 2	1- 4				
0- 0	0- 0	0- 0	NEUTRAL	0- 0	0- 0	0- 0				

RPI 1-25				RPI 26-50				RPI 51-100				RPI 101+				Team's RPI: 321	
RPI	S	Opponent	Score	RPI	S	Opponent	Score	RPI	S	Opponent	Score	RPI	S	Opponent	Score		
								56	A	Maine	45	79	114	A	Hartford	45	69
								56	H	Maine	41	60	114	H	Hartford	44	66
								63	A	Butler	36	89	117	H	Providence	47	71
												140	A	Seton Hall	57	90	
												145	A	Stony Brook	56	76	
												145	H	Stony Brook	47	64	
												189	A	Holy Cross	54	63	
												198	A	Dartmouth	54	70	
												204	A	Cornell	54	63	
												227	A	Massachusetts	62	59	
												243	A	Albany (NY)	56	63	
												243	H	Albany (NY)	53	56	
												247	H	Colgate	52	61	
												250	A	Binghamton	53	58	
												250	H	Binghamton	50	70	
												283	A	Vermont	42	52	
												283	H	Vermont	54	51	
												300	H	Bryant	57	58	
												308	A	Morgan St.	49	61	
												309	A	UMBC	67	55	
												309	H	UMBC	62	41	
												314	A	New Hampshire	46	54	
												314	H	New Hampshire	53	56	
												342	H	Saint Peter's	59	57	
												346	A	LIU Brooklyn	69	64	
LAST 12 Division I GAMES:																	
				56	H	Maine	41	60	314	A	New Hampshire	46	54				
				114	A	Hartford	45	69	283	A	Vermont	42	52				
				250	A	Binghamton	53	58	56	A	Maine	45	79				
				309	H	UMBC	62	41	250	H	Binghamton	50	70				
				243	H	Albany (NY)	53	56	114	H	Hartford	44	66				
				145	H	Stony Brook	47	64	243	A	Albany (NY)	56	63				

Non-Div I Games: Fisher 79 45

UMass Lowell

■ Loss,
 ■ Non-Conf,
 ■ S Site,
 ■ Home
 ■ A Away
 N Neutral

UNC Asheville

Through Games Of March 1, 2019

Average RPI Win:	283	WON-LOST	WINNING	LAST 10	STRENGTH OF	OPP. STRENGTH	TEAM	ADJ.	CONF.	ADJ CONF.
Average RPI Loss:	156	RECORD	PCT. RANK	GAMES	SCHEDULE	OF SCHEDULE	RPI	RPI	RPI	RPI
DIV. I ONLY	14- 12	154	0- 1	257	315	188	188	28	28	
DIV. I NON-CONF.	4- 6	212	0- 0	130	279	197	197	29	29	
TOTALS	RPI 1-25	RPI 26-50	W-L RECORDS	RPI 51-100	RPI 101-150	RPI 150+				
14- 12	0- 0	0- 0	OVERALL	0- 4	1- 2	13- 6				
10- 2	0- 0	0- 0	HOME	0- 1	1- 0	9- 1				
4- 10	0- 0	0- 0	AWAY	0- 3	0- 2	4- 5				
0- 0	0- 0	0- 0	NEUTRAL	0- 0	0- 0	0- 0				
4- 6	0- 0	0- 0	NON-CONFERENCE	0- 2	0- 2	4- 2				
4- 0	0- 0	0- 0	HOME	0- 0	0- 0	4- 0				
0- 6	0- 0	0- 0	AWAY	0- 2	0- 2	0- 2				
0- 0	0- 0	0- 0	NEUTRAL	0- 0	0- 0	0- 0				
10- 6	0- 0	0- 0	CONFERENCE	0- 2	1- 0	9- 4				
6- 2	0- 0	0- 0	HOME	0- 1	1- 0	5- 1				
4- 4	0- 0	0- 0	AWAY	0- 1	0- 0	4- 3				
0- 0	0- 0	0- 0	NEUTRAL	0- 0	0- 0	0- 0				

RPI 1-25				RPI 26-50				RPI 51-100				RPI 101+				Team's RPI: 188	
RPI	S	Opponent	Score	RPI	S	Opponent	Score	RPI	S	Opponent	Score	RPI	S	Opponent	Score		
								60	A	Middle Tenn.	46	67	118	A	Charlotte	53	70
								65	A	Tennessee	46	73	124	H	High Point	67	56
								80	A	Radford	46	60	142	A	Mercer	47	61
								80	H	Radford	44	45	157	H	Davidson	69	56
													161	A	Tennessee Tech	53	60
													197	H	Hampton	58	61
													211	A	Furman	47	58
													215	A	Campbell	48	49
													215	H	Campbell	60	52
													248	H	ETSU	56	55
													251	A	Gardner-Webb	59	69
													272	H	Wofford	60	46
													293	A	Winthrop	55	43
													293	H	Winthrop	70	36
													294	A	Charleston So.	59	70
													331	A	Presbyterian	52	43
													331	H	Presbyterian	51	45
													336	A	Longwood	68	57
													336	H	Longwood	80	55
													340	H	Western Caro.	74	49
													341	A	USC Upstate	93	86
													341	H	USC Upstate	56	53
LAST 12 Division I GAMES:																	
				80	H	Radford	44	45				294	A	Charleston So.	59	70	
				341	H	USC Upstate	56	53				293	H	Winthrop	70	36	
				336	A	Longwood	68	57				331	A	Presbyterian	52	43	
				293	A	Winthrop	55	43				336	H	Longwood	80	55	
				331	H	Presbyterian	51	45				124	H	High Point	67	56	
				215	A	Campbell	48	49				341	A	USC Upstate	93	86	

Non-Div I Games: Warren Wilson 92 31

UNC Asheville

■ Loss,
 ■ Non-Conf,
 ■ S Site,
 ■ H Home
 ■ A Away
 N Neutral

UNC Greensboro

Through Games Of March 1, 2019

Average RPI Win:	259	WON-LOST	WINNING	LAST 10	STRENGTH OF	OPP. STRENGTH	TEAM	ADJ.	CONF.	ADJ CONF.
Average RPI Loss:	191	RECORD	PCT. RANK	GAMES	SCHEDULE	OF SCHEDULE	RPI	RPI	RPI	RPI
DIV. I ONLY	7- 17	282	1- 0	278	269	298	298	27	27	
DIV. I NON-CONF.	2- 9	297	0- 0	194	220	291	291	24	24	
TOTALS	RPI 1-25	RPI 26-50	W-L RECORDS	RPI 51-100	RPI 101-150	RPI 150+				
7- 17	0- 0	0- 1	OVERALL	0- 0	0- 6	7- 10				
5- 3	0- 0	0- 0	HOME	0- 0	0- 1	5- 2				
1- 13	0- 0	0- 1	AWAY	0- 0	0- 4	1- 8				
1- 1	0- 0	0- 0	NEUTRAL	0- 0	0- 1	1- 0				
2- 9	0- 0	0- 1	NON-CONFERENCE	0- 0	0- 4	2- 4				
1- 1	0- 0	0- 0	HOME	0- 0	0- 0	1- 1				
0- 7	0- 0	0- 1	AWAY	0- 0	0- 3	0- 3				
1- 1	0- 0	0- 0	NEUTRAL	0- 0	0- 1	1- 0				
5- 8	0- 0	0- 0	CONFERENCE	0- 0	0- 2	5- 6				
4- 2	0- 0	0- 0	HOME	0- 0	0- 1	4- 1				
1- 6	0- 0	0- 0	AWAY	0- 0	0- 1	1- 5				
0- 0	0- 0	0- 0	NEUTRAL	0- 0	0- 0	0- 0				

RPI 1-25				RPI 26-50				RPI 51-100				RPI 101+ Team's RPI: 298			
RPI	S	Opponent	Score	RPI	S	Opponent	Score	RPI	S	Opponent	Score	RPI	S	Opponent	Score
				33	A	North Carolina	62 83					124	A	High Point	75 82
												132	A	Georgia St.	63 70
												140	N	Seton Hall	64 71
												142	A	Mercer	73 85
												142	H	Mercer	58 71
												149	A	Appalachian St.	65 68
												162	H	Coastal Caro.	71 78
												171	A	Chattanooga	54 64
												171	H	Chattanooga	53 49
												201	N	Eastern Mich.	49 44
												211	A	Furman	61 64
												211	H	Furman	49 59
												213	H	Liberty	48 45
												215	A	Campbell	49 53
												248	A	ETSU	76 85
												272	A	Wofford	66 93
												272	H	Wofford	77 61
												275	A	Richmond	48 59
												279	A	Samford	53 57
												279	H	Samford	55 54
				LAST 12 Division I GAMES:								338	A	N.C. Central	57 66
				171	H	Chattanooga	53 49	171	A	Chattanooga	54 64	340	A	Western Caro.	66 42
				340	A	Western Caro.	66 42	248	A	ETSU	76 85	340	H	Western Caro.	71 59
				279	A	Samford	53 57	340	H	Western Caro.	71 59				
				142	A	Mercer	73 85	142	H	Mercer	58 71				
				211	H	Furman	49 59	279	H	Samford	55 54				
				272	H	Wofford	77 61	272	A	Wofford	66 93				

Non-Div I Games: Pfeiffer 92 23 UNC Pembroke 72 32 Lees-McRae 92 36 Young Harris 62 29
 UNC Greensboro

Average RPI Win:	220	WON-LOST	WINNING	LAST 10	STRENGTH OF	OPP. STRENGTH	TEAM	ADJ.	CONF.	ADJ CONF.
Average RPI Loss:	92	RECORD	PCT. RANK	GAMES	SCHEDULE	OF SCHEDULE	RPI	RPI	RPI	RPI
DIV. I ONLY	14- 11	143	0- 1	130	141	125	125	10	10	
DIV. I NON-CONF.	5- 4	139	0- 0	292	239	175	175	10	10	
TOTALS	RPI 1-25	RPI 26-50	W-L RECORDS	RPI 51-100	RPI 101-150	RPI 150+				
14- 11	0- 0	1- 3	OVERALL	0- 2	2- 4	11- 2				
11- 1	0- 0	1- 0	HOME	0- 1	2- 0	8- 0				
3- 10	0- 0	0- 3	AWAY	0- 1	0- 4	3- 2				
0- 0	0- 0	0- 0	NEUTRAL	0- 0	0- 0	0- 0				
5- 4	0- 0	0- 2	NON-CONFERENCE	0- 0	0- 2	5- 0				
3- 0	0- 0	0- 0	HOME	0- 0	0- 0	3- 0				
2- 4	0- 0	0- 2	AWAY	0- 0	0- 2	2- 0				
0- 0	0- 0	0- 0	NEUTRAL	0- 0	0- 0	0- 0				
9- 7	0- 0	1- 1	CONFERENCE	0- 2	2- 2	6- 2				
8- 1	0- 0	1- 0	HOME	0- 1	2- 0	5- 0				
1- 6	0- 0	0- 1	AWAY	0- 1	0- 2	1- 2				
0- 0	0- 0	0- 0	NEUTRAL	0- 0	0- 0	0- 0				

RPI S	Opponent	Score	RPI S	Opponent	Score	RPI S	Opponent	Score	RPI S	Opponent	Score	Team's RPI: 125
33	A North Carolina	55 82	77	A Drexel	55 67	106	A VCU	47 58				
36	A James Madison	51 58	77	H Drexel	53 65	108	A Northeastern	54 83				
36	H James Madison	66 63				108	H Northeastern	83 70				
39	A Ohio	72 95				110	A Towson	61 82				
						110	H Towson	77 73				
						122	A Pittsburgh	56 60				
						152	A Delaware	53 65				
						152	H Delaware	72 64				
						155	A William & Mary	64 70				
						155	H William & Mary	66 58				
						219	A Elon	75 70				
						219	H Elon	76 51				
						221	A East Carolina	71 68				
						222	H Hofstra	89 54				
						295	H Col. of Charleston	71 49				
						331	H Presbyterian	63 48				
						335	H Grand Canyon	77 55				
						336	H Longwood	35 33				
						338	A N.C. Central	89 82				
LAST 12 Division I GAMES:												
108	A Northeastern	54 83	219	H Elon	76 51							
152	H Delaware	72 64	108	H Northeastern	83 70							
77	H Drexel	53 65	222	H Hofstra	89 54							
36	A James Madison	51 58	77	A Drexel	55 67							
110	A Towson	61 82	152	A Delaware	53 65							
155	H William & Mary	66 58	110	H Towson	77 73							

Non-Div I Games: Fayetteville St. 72 54 Belmont Abbey 74 58

UNCW

Loss, Non-Conf, S Site, H Home A Away N Neutral

Average RPI Win:	232	WON-LOST	WINNING	LAST 10	STRENGTH OF	OPP. STRENGTH	TEAM	ADJ.	CONF.	ADJ CONF.
Average RPI Loss:	53	RECORD	PCT. RANK	GAMES	SCHEDULE	OF SCHEDULE	RPI	RPI	RPI	RPI
DIV. I ONLY	16- 10	109	0- 1	115	134	92	92	13	13	
DIV. I NON-CONF.	6- 5	143	0- 1	64	63	70	70	15	15	
TOTALS	RPI 1-25	RPI 26-50	W-L RECORDS	RPI 51-100	RPI 101-150	RPI 150+				
16- 10	0- 4	0- 1	OVERALL	1- 3	2- 1	13- 1				
9- 2	0- 1	0- 0	HOME	1- 1	1- 0	7- 0				
7- 7	0- 3	0- 1	AWAY	0- 1	1- 1	6- 1				
0- 1	0- 0	0- 0	NEUTRAL	0- 1	0- 0	0- 0				
6- 5	0- 2	0- 1	NON-CONFERENCE	1- 1	1- 1	4- 0				
4- 0	0- 0	0- 0	HOME	1- 0	0- 0	3- 0				
2- 4	0- 2	0- 1	AWAY	0- 0	1- 1	1- 0				
0- 1	0- 0	0- 0	NEUTRAL	0- 1	0- 0	0- 0				
10- 5	0- 2	0- 0	CONFERENCE	0- 2	1- 0	9- 1				
5- 2	0- 1	0- 0	HOME	0- 1	1- 0	4- 0				
5- 3	0- 1	0- 0	AWAY	0- 1	0- 0	5- 1				
0- 0	0- 0	0- 0	NEUTRAL	0- 0	0- 0	0- 0				

RPI S	Opponent	Score	RPI S	Opponent	Score	RPI S	Opponent	Score	RPI S	Opponent	Score
8	A Iowa	57 83	34	A Kansas St.	62 72	55	N Boise St.	60 61	103	A Northern Ill.	59 70
12	A Marquette	61 102				57	A Missouri St.	48 58	138	A IUPUI	53 40
23	A Drake	61 76				57	H Missouri St.	58 63	150	H Southern Ill.	65 53
23	H Drake	64 88				93	H Creighton	65 55	152	H Delaware	79 67
									154	A Illinois St.	64 66
									160	A Bradley	81 78
									210	A Indiana St.	71 51
									210	H Indiana St.	71 63
									244	A Loyola Chicago	71 65
									244	H Loyola Chicago	64 52
									249	H North Dakota	64 60
									274	A Long Beach St.	71 64
									311	A Valparaiso	64 56
									311	H Valparaiso	71 52
									320	H Omaha	79 50
									324	A Evansville	74 46
									324	H Evansville	95 46
LAST 12 Division I GAMES:											
103	A Northern Ill.	59 70	311	A Valparaiso	64 56						
12	A Marquette	61 102	244	A Loyola Chicago	71 65						
57	A Missouri St.	48 58	57	H Missouri St.	58 63						
324	H Evansville	95 46	150	H Southern Ill.	65 53						
210	H Indiana St.	71 63	210	A Indiana St.	71 51						
23	A Drake	61 76	324	A Evansville	74 46						

Non-Div I Games: Minnesota St. 73 56

UNI

Loss, Non-Conf, S Site, H Home A Away N Neutral

Average RPI Win:	242	WON-LOST	WINNING	LAST 10	STRENGTH OF	OPP. STRENGTH	TEAM	ADJ.	CONF.	ADJ CONF.
Average RPI Loss:	120	RECORD	PCT. RANK	GAMES	SCHEDULE	OF SCHEDULE	RPI	RPI	RPI	RPI
DIV. I ONLY	11- 16	227	0- 1	133	153	199	199	15	15	
DIV. I NON-CONF.	2- 9	297	0- 1	88	182	281	281	13	13	
TOTALS	RPI 1-25	RPI 26-50	W-L RECORDS	RPI 51-100	RPI 101-150	RPI 150+				
11- 16	0- 1	0- 1	OVERALL	1- 8	0- 1	10- 5				
8- 7	0- 1	0- 1	HOME	1- 4	0- 0	7- 1				
3- 9	0- 0	0- 0	AWAY	0- 4	0- 1	3- 4				
0- 0	0- 0	0- 0	NEUTRAL	0- 0	0- 0	0- 0				
2- 9	0- 1	0- 1	NON-CONFERENCE	0- 3	0- 1	2- 3				
2- 5	0- 1	0- 1	HOME	0- 2	0- 0	2- 1				
0- 4	0- 0	0- 0	AWAY	0- 1	0- 1	0- 2				
0- 0	0- 0	0- 0	NEUTRAL	0- 0	0- 0	0- 0				
9- 7	0- 0	0- 0	CONFERENCE	1- 5	0- 0	8- 2				
6- 2	0- 0	0- 0	HOME	1- 2	0- 0	5- 0				
3- 5	0- 0	0- 0	AWAY	0- 3	0- 0	3- 2				
0- 0	0- 0	0- 0	NEUTRAL	0- 0	0- 0	0- 0				

RPI 1-25				RPI 26-50				RPI 51-100				RPI 101+ Team's RPI: 199			
RPI	S	Opponent	Score	RPI	S	Opponent	Score	RPI	S	Opponent	Score	RPI	S	Opponent	Score
13	H	Gonzaga	59 70	44	H	Southern California	72 86	51	A	New Mexico	77 80	137	A	Portland St.	49 58
								51	H	New Mexico	66 57	182	A	UC Irvine	55 57
								54	A	Wyoming	62 90	185	H	Utah St.	77 56
								54	H	Wyoming	49 64	223	H	Florida	56 53
								55	H	Boise St.	57 64	225	A	Nevada	62 70
								60	H	Middle Tenn.	62 66	225	H	Nevada	67 58
								67	H	Wright St.	52 68	238	H	Hawaii	61 66
								82	A	Duke	38 66	242	A	San Diego St.	62 49
								91	A	Fresno St.	55 73	242	H	San Diego St.	71 57
												269	A	Colorado St.	49 52
												291	A	Air Force	62 47
												291	H	Air Force	66 56
												299	H	UC Santa Barbara	69 51
												302	A	South Carolina St.	49 58
												304	A	San Jose St.	53 43
												304	H	San Jose St.	74 70
LAST 12 Division I GAMES:															
302	A	South Carolina St.	49 58	304	H	San Jose St.	74 70								
223	H	Florida	56 53	291	A	Air Force	62 47								
60	H	Middle Tenn.	62 66	91	A	Fresno St.	55 73								
225	H	Nevada	67 58	55	H	Boise St.	57 64								
242	A	San Diego St.	62 49	185	H	Utah St.	77 56								
54	H	Wyoming	49 64	225	A	Nevada	62 70								

Non-Div I Games:

UNLV

■ Loss,
 ■ Non-Conf,
 S Site,
 ■ Home
 ■ Away
 N Neutral

USC Upstate

Through Games Of March 1, 2019

Average RPI Win:	315	WON-LOST	WINNING	LAST 10	STRENGTH OF	OPP. STRENGTH	TEAM	ADJ.	CONF.	ADJ CONF.
Average RPI Loss:	230	RECORD	PCT. RANK	GAMES	SCHEDULE	OF SCHEDULE	RPI	RPI	RPI	RPI
DIV. I ONLY	4- 19	323	1- 0	345	316	341	341	28	28	
DIV. I NON-CONF.	1- 7	319	0- 0	323	328	337	337	29	29	
TOTALS	RPI 1-25	RPI 26-50	W-L RECORDS	RPI 51-100	RPI 101-150	RPI 150+				
4- 19	0- 0	0- 0	OVERALL	0- 3	0- 1	4- 15				
2- 5	0- 0	0- 0	HOME	0- 1	0- 1	2- 3				
2- 14	0- 0	0- 0	AWAY	0- 2	0- 0	2- 12				
0- 0	0- 0	0- 0	NEUTRAL	0- 0	0- 0	0- 0				
1- 7	0- 0	0- 0	NON-CONFERENCE	0- 2	0- 0	1- 5				
0- 0	0- 0	0- 0	HOME	0- 0	0- 0	0- 0				
1- 7	0- 0	0- 0	AWAY	0- 2	0- 0	1- 5				
0- 0	0- 0	0- 0	NEUTRAL	0- 0	0- 0	0- 0				
3- 12	0- 0	0- 0	CONFERENCE	0- 1	0- 1	3- 10				
2- 5	0- 0	0- 0	HOME	0- 1	0- 1	2- 3				
1- 7	0- 0	0- 0	AWAY	0- 0	0- 0	1- 7				
0- 0	0- 0	0- 0	NEUTRAL	0- 0	0- 0	0- 0				

RPI 1-25				RPI 26-50				RPI 51-100				RPI 101+				Team's RPI: 341	
RPI	S	Opponent	Score	RPI	S	Opponent	Score	RPI	S	Opponent	Score	RPI	S	Opponent	Score		
								58	A	Virginia Tech	45	96	124	H	High Point	61	87
								80	H	Radford	41	82	188	A	UNC Asheville	53	56
								87	A	Nebraska	64	87	188	H	UNC Asheville	86	93
												197	A	Hampton	43	67	
												211	A	Furman	67	78	
												215	A	Campbell	41	61	
												221	A	East Carolina	53	63	
												251	A	Gardner-Webb	72	92	
												293	A	Winthrop	76	50	
												293	H	Winthrop	58	49	
												294	A	Charleston So.	62	74	
												294	H	Charleston So.	75	78	
												302	A	South Carolina St.	66	71	
												320	A	Omaha	69	96	
												331	A	Presbyterian	54	70	
												331	H	Presbyterian	58	66	
												336	A	Longwood	58	80	
												336	H	Longwood	72	67	
												338	A	N.C. Central	82	63	
												340	A	Western Caro.	64	68	
LAST 12 Division I GAMES:																	
293	H	Winthrop	58	49	80	H	Radford	41	82								
188	A	UNC Asheville	53	56	197	A	Hampton	43	67								
331	H	Presbyterian	58	66	336	H	Longwood	72	67								
336	A	Longwood	58	80	251	A	Gardner-Webb	72	92								
294	A	Charleston So.	62	74	294	H	Charleston So.	75	78								
215	A	Campbell	41	61	188	H	UNC Asheville	86	93								

Non-Div I Games: Brevard 71 53 Converse 69 51 UNKNOWN 101 53

USC Upstate

Loss, Non-Conf, S Site, H Home A Away N Neutral

Average RPI Win:	206	WON-LOST	WINNING	LAST 10	STRENGTH OF	OPP. STRENGTH	TEAM	ADJ.	CONF.	ADJ CONF.
Average RPI Loss:	85	RECORD	PCT. RANK	GAMES	SCHEDULE	OF SCHEDULE	RPI	RPI	RPI	RPI
DIV. I ONLY	21- 6	37	1- 0	222	110	86	86	12	12	
DIV. I NON-CONF.	8- 3	72	0- 0	276	130	126	126	14	14	
TOTALS	RPI 1-25	RPI 26-50	W-L RECORDS	RPI 51-100	RPI 101-150	RPI 150+				
21- 6	0- 0	0- 1	OVERALL	1- 4	4- 1	16- 0				
10- 3	0- 0	0- 1	HOME	1- 2	2- 0	7- 0				
11- 3	0- 0	0- 0	AWAY	0- 2	2- 1	9- 0				
0- 0	0- 0	0- 0	NEUTRAL	0- 0	0- 0	0- 0				
8- 3	0- 0	0- 1	NON-CONFERENCE	0- 2	1- 0	7- 0				
3- 2	0- 0	0- 1	HOME	0- 1	0- 0	3- 0				
5- 1	0- 0	0- 0	AWAY	0- 1	1- 0	4- 0				
0- 0	0- 0	0- 0	NEUTRAL	0- 0	0- 0	0- 0				
13- 3	0- 0	0- 0	CONFERENCE	1- 2	3- 1	9- 0				
7- 1	0- 0	0- 0	HOME	1- 1	2- 0	4- 0				
6- 2	0- 0	0- 0	AWAY	0- 1	1- 1	5- 0				
0- 0	0- 0	0- 0	NEUTRAL	0- 0	0- 0	0- 0				

RPI S	Opponent	Score	RPI S	Opponent	Score	RPI S	Opponent	Score	RPI S	Opponent	Score
44	H Southern California	61 73	72	A Little Rock	65 68	101	A Houston	65 61			
			72	H Little Rock	61 62	132	A Georgia St.	48 50			
			91	A Fresno St.	61 70	132	H Georgia St.	69 45			
			95	H South Alabama	72 51	149	A Appalachian St.	72 65			
			99	H Arkansas	65 66	149	H Appalachian St.	99 94			
						162	A Coastal Caro.	67 64			
						162	H Coastal Caro.	79 53			
						168	H Texas St.	68 53			
						169	A Oral Roberts	80 62			
						180	A Arkansas St.	100 73			
						180	H Arkansas St.	67 62			
						200	H Grambling	78 54			
						209	A SMU	66 41			
						239	A San Francisco	80 73			
						261	A Louisiana	76 61			
						278	H Jackson St.	99 63			
						284	A Ga. Southern	74 53			
						284	H Ga. Southern	81 48			
						303	A Incarnate Word	97 49			
						307	H UTSA	53 48			
						316	A La.-Monroe	60 56			
LAST 12 Division I GAMES:											
95	H South Alabama	72 51	168	H Texas St.	68 53						
316	A La.-Monroe	60 56	261	A Louisiana	76 61						
180	H Arkansas St.	67 62	132	H Georgia St.	69 45						
72	H Little Rock	61 62	284	H Ga. Southern	81 48						
149	A Appalachian St.	72 65	72	A Little Rock	65 68						
162	A Coastal Caro.	67 64	180	A Arkansas St.	100 73						

Non-Div I Games:

UT Arlington

■ Loss,
 ■ Non-Conf,
 ■ S Site,
 ■ H Home
 ■ A Away
 N Neutral

Average RPI Win:	240	WON-LOST	WINNING	LAST 10	STRENGTH OF	OPP. STRENGTH	TEAM	ADJ.	CONF.	ADJ CONF.
Average RPI Loss:	145	RECORD	PCT. RANK	GAMES	SCHEDULE	OF SCHEDULE	RPI	RPI	RPI	RPI
DIV. I ONLY	18- 8	70	1- 0	240	233	116	116	22	22	
DIV. I NON-CONF.	6- 3	91	0- 0	266	85	108	108	22	22	
TOTALS	RPI 1-25	RPI 26-50	W-L RECORDS	RPI 51-100	RPI 101-150	RPI 150+				
18- 8	0- 1	0- 0	OVERALL	1- 1	1- 3	16- 3				
11- 1	0- 0	0- 0	HOME	1- 0	1- 0	9- 1				
7- 7	0- 1	0- 0	AWAY	0- 1	0- 3	7- 2				
0- 0	0- 0	0- 0	NEUTRAL	0- 0	0- 0	0- 0				
6- 3	0- 1	0- 0	NON-CONFERENCE	0- 0	1- 2	5- 0				
4- 0	0- 0	0- 0	HOME	0- 0	1- 0	3- 0				
2- 3	0- 1	0- 0	AWAY	0- 0	0- 2	2- 0				
0- 0	0- 0	0- 0	NEUTRAL	0- 0	0- 0	0- 0				
12- 5	0- 0	0- 0	CONFERENCE	1- 1	0- 1	11- 3				
7- 1	0- 0	0- 0	HOME	1- 0	0- 0	6- 1				
5- 4	0- 0	0- 0	AWAY	0- 1	0- 1	5- 2				
0- 0	0- 0	0- 0	NEUTRAL	0- 0	0- 0	0- 0				

RPI 1-25				RPI 26-50				RPI 51-100				RPI 101+ Team's RPI: 116			
RPI	S	Opponent	Score	RPI	S	Opponent	Score	RPI	S	Opponent	Score	RPI	S	Opponent	Score
3	A	Louisville	62 102					62	A	Belmont	86 100	113	A	Northwestern	64 90
								62	H	Belmont	71 68	130	A	Morehead St.	75 85
												138	A	IUPUI	72 73
												150	H	Southern Ill.	95 94
												161	H	Tennessee Tech	76 80
												171	A	Chattanooga	81 79
												180	H	Arkansas St.	97 91
												217	H	Jacksonville St.	77 72
												218	A	SIUE	75 48
												218	H	SIUE	68 55
												232	A	Southeast Mo. St.	80 73
												232	H	Southeast Mo. St.	61 50
												256	A	Austin Peay	59 58
												256	H	Austin Peay	74 65
												265	A	Murray St.	73 76
												265	H	Murray St.	75 67
												279	H	Samford	89 68
												287	A	Eastern Ill.	71 77
												287	H	Eastern Ill.	90 66
												301	A	Tennessee St.	73 61
												327	A	Lipscomb	62 53
												328	H	Mississippi Val.	110 51
												333	A	Eastern Ky.	87 61
LAST 12 Division I GAMES:															
				62	H	Belmont	71 68					217	H	Jacksonville St.	77 72
				256	A	Austin Peay	59 58					62	A	Belmont	86 100
				265	A	Murray St.	73 76					301	A	Tennessee St.	73 61
				218	A	SIUE	75 48					218	H	SIUE	68 55
				232	H	Southeast Mo. St.	61 50					287	H	Eastern Ill.	90 66
				161	H	Tennessee Tech	76 80					130	A	Morehead St.	75 85

Non-Div I Games: Ala.-Huntsville 100 69 Christian Bros. 108 82

UT Martin

Loss, Non-Conf, S Site, H Home A Away N Neutral

Average RPI Win:	297	WON-LOST	WINNING	LAST 10	STRENGTH OF	OPP. STRENGTH	TEAM	ADJ.	CONF.	ADJ CONF.
Average RPI Loss:	139	RECORD	PCT. RANK	GAMES	SCHEDULE	OF SCHEDULE	RPI	RPI	RPI	RPI
DIV. I ONLY	7- 20	293	1- 0	159	216	280	280	14	14	
DIV. I NON-CONF.	3- 10	278	0- 0	167	310	295	295	17	17	
TOTALS	RPI 1-25	RPI 26-50	W-L RECORDS	RPI 51-100	RPI 101-150	RPI 150+				
7- 20	0- 0	0- 1	OVERALL	0- 4	0- 7	7- 8				
3- 11	0- 0	0- 0	HOME	0- 1	0- 4	3- 6				
3- 8	0- 0	0- 1	AWAY	0- 3	0- 2	3- 2				
1- 1	0- 0	0- 0	NEUTRAL	0- 0	0- 1	1- 0				
3- 10	0- 0	0- 0	NON-CONFERENCE	0- 2	0- 4	3- 4				
2- 5	0- 0	0- 0	HOME	0- 0	0- 2	2- 3				
0- 4	0- 0	0- 0	AWAY	0- 2	0- 1	0- 1				
1- 1	0- 0	0- 0	NEUTRAL	0- 0	0- 1	1- 0				
4- 10	0- 0	0- 1	CONFERENCE	0- 2	0- 3	4- 4				
1- 6	0- 0	0- 0	HOME	0- 1	0- 2	1- 3				
3- 4	0- 0	0- 1	AWAY	0- 1	0- 1	3- 1				
0- 0	0- 0	0- 0	NEUTRAL	0- 0	0- 0	0- 0				

RPI S	Opponent	Score	RPI S	Opponent	Score	RPI S	Opponent	Score	RPI S	Opponent	Score	Team's RPI: 280
			31	A Rice	42 76	51	A New Mexico	51 69	104	H UAB	48 74	
						60	H Middle Tenn.	49 79	118	A Charlotte	39 62	
						84	A Arizona	40 62	121	H Western Ky.	61 64	
						90	A Old Dominion	59 78	133	H New Mexico St.	65 69	
									137	H Portland St.	61 89	
									141	N Akron	57 64	
									148	A Tulsa	45 66	
									159	H Abilene Christian	69 70	
									172	H Louisiana Tech	64 74	
									173	H Nicholls St.	56 58	
									175	A North Texas	51 70	
									180	H Arkansas St.	66 67	
									181	H Southern Miss.	63 64	
									203	H Marshall	60 63	
									233	N Western Ill.	84 72	
									264	H CSU Bakersfield	53 47	
									305	A Fla. Atlantic	70 44	
									307	A UTSA	73 60	
									307	H UTSA	77 73	
									315	A FIU	60 55	
									322	A Weber St.	63 68	
									351	H Alcorn	77 51	
LAST 12 Division I GAMES:												
307	H UTSA	77 73	203	H Marshall	60 63							
181	H Southern Miss.	63 64	118	A Charlotte	39 62							
172	H Louisiana Tech	64 74	90	A Old Dominion	59 78							
315	A FIU	60 55	60	H Middle Tenn.	49 79							
305	A Fla. Atlantic	70 44	104	H UAB	48 74							
121	H Western Ky.	61 64	31	A Rice	42 76							

Non-Div I Games:

UTEP

Average RPI Win: 292	WON-LOST	WINNING	LAST 10	STRENGTH OF	OPP. STRENGTH	TEAM	ADJ.	CONF.	ADJ CONF.
Average RPI Loss: 179	RECORD	PCT. RANK	GAMES	SCHEDULE	OF SCHEDULE	RPI	RPI	RPI	RPI
DIV. I ONLY	13- 12	163	1- 0	312	299	235	235	30	30
DIV. I NON-CONF.	4- 7	228	0- 0	164	154	211	211	30	30
TOTALS	RPI 1-25	RPI 26-50	W-L RECORDS	RPI 51-100	RPI 101-150	RPI 150+			
13- 12	0- 2	0- 1	OVERALL	0- 0	0- 2	13- 7			
7- 5	0- 0	0- 1	HOME	0- 0	0- 1	7- 3			
6- 7	0- 2	0- 0	AWAY	0- 0	0- 1	6- 4			
0- 0	0- 0	0- 0	NEUTRAL	0- 0	0- 0	0- 0			
4- 7	0- 2	0- 1	NON-CONFERENCE	0- 0	0- 0	4- 4			
2- 3	0- 0	0- 1	HOME	0- 0	0- 0	2- 2			
2- 4	0- 2	0- 0	AWAY	0- 0	0- 0	2- 2			
0- 0	0- 0	0- 0	NEUTRAL	0- 0	0- 0	0- 0			
9- 5	0- 0	0- 0	CONFERENCE	0- 0	0- 2	9- 3			
5- 2	0- 0	0- 0	HOME	0- 0	0- 1	5- 1			
4- 3	0- 0	0- 0	AWAY	0- 0	0- 1	4- 2			
0- 0	0- 0	0- 0	NEUTRAL	0- 0	0- 0	0- 0			

RPI 1-25				RPI 26-50				RPI 51-100				RPI 101+ Team's RPI: 235			
RPI	S	Opponent	Score	RPI	S	Opponent	Score	RPI	S	Opponent	Score	RPI	S	Opponent	Score
2	A	Baylor	37 98	28	H	Texas	66 81					133	A	New Mexico St.	63 71
17	A	Texas A&M	61 84									133	H	New Mexico St.	67 70
												207	H	Prairie View	57 50
												226	A	UMKC	75 56
												227	A	Massachusetts	70 74
												241	H	Texas Southern	55 69
												245	A	A&M-Corpus Christi	70 57
												245	H	A&M-Corpus Christi	49 59
												254	H	California Baptist	60 56
												261	H	Louisiana	75 60
												264	A	CSU Bakersfield	63 68
												264	H	CSU Bakersfield	64 56
												273	A	Utah Valley	57 72
												273	H	Utah Valley	55 57
												277	A	Canisius	57 53
												307	A	UTSA	58 61
												335	A	Grand Canyon	66 50
												335	H	Grand Canyon	49 42
												344	A	Seattle U	74 70
												344	H	Seattle U	69 56
												350	A	Chicago St.	71 55
												350	H	Chicago St.	84 38
LAST 12 Division I GAMES:															
350	H	Chicago St.	84 38	226	A	UMKC	75 56								
133	H	New Mexico St.	67 70	350	A	Chicago St.	71 55								
273	A	Utah Valley	57 72	133	A	New Mexico St.	63 71								
344	A	Seattle U	74 70	344	H	Seattle U	69 56								
264	H	CSU Bakersfield	64 56	273	H	Utah Valley	55 57								
335	H	Grand Canyon	49 42	335	A	Grand Canyon	66 50								

Non-Div I Games: Texas Lutheran 82 38 UNKNOWN 74 43

UTRGV

Loss, Non-Conf, S Site, H Home A Away N Neutral

Average RPI Win:	234	WON-LOST	WINNING	LAST 10	STRENGTH OF	OPP. STRENGTH	TEAM	ADJ.	CONF.	ADJ CONF.
Average RPI Loss:	165	RECORD	PCT. RANK	GAMES	SCHEDULE	OF SCHEDULE	RPI	RPI	RPI	RPI
DIV. I ONLY	5- 19	316	0- 1	204	165	307	307	14	14	
DIV. I NON-CONF.	3- 7	256	0- 0	246	226	303	303	17	17	
TOTALS	RPI 1-25	RPI 26-50	W-L RECORDS	RPI 51-100	RPI 101-150	RPI 150+				
5- 19	0- 0	0- 2	OVERALL	0- 3	0- 5	5- 9				
4- 9	0- 0	0- 0	HOME	0- 1	0- 3	4- 5				
1- 9	0- 0	0- 2	AWAY	0- 2	0- 2	1- 3				
0- 1	0- 0	0- 0	NEUTRAL	0- 0	0- 0	0- 1				
3- 7	0- 0	0- 1	NON-CONFERENCE	0- 1	0- 2	3- 3				
3- 3	0- 0	0- 0	HOME	0- 0	0- 1	3- 2				
0- 3	0- 0	0- 1	AWAY	0- 1	0- 1	0- 0				
0- 1	0- 0	0- 0	NEUTRAL	0- 0	0- 0	0- 1				
2- 12	0- 0	0- 1	CONFERENCE	0- 2	0- 3	2- 6				
1- 6	0- 0	0- 0	HOME	0- 1	0- 2	1- 3				
1- 6	0- 0	0- 1	AWAY	0- 1	0- 1	1- 3				
0- 0	0- 0	0- 0	NEUTRAL	0- 0	0- 0	0- 0				

RPI S	Opponent	Score	RPI S	Opponent	Score	RPI S	Opponent	Score	RPI S	Opponent	Score	Team's RPI: 307
28	A Texas	54 98	60	H Middle Tenn.	52 72	104	H UAB	42 59				
31	A Rice	54 85	86	A UT Arlington	48 53	118	A Charlotte	54 66				
			90	A Old Dominion	47 72	121	H Western Ky.	62 81				
						138	H IUPUI	50 58				
						140	A Seton Hall	53 84				
						168	H Texas St.	60 68				
						172	H Louisiana Tech	70 68				
						175	A North Texas	57 54				
						181	H Southern Miss.	45 70				
						185	H Utah St.	56 62				
						203	H Marshall	72 79				
						235	H UTRGV	61 58				
						266	H San Diego	87 77				
						280	A UTEP	73 77				
						280	H UTEP	60 73				
						305	A Fla. Atlantic	70 86				
						309	N UMBC	58 72				
						315	A FIU	40 51				
						322	H Weber St.	66 59				
LAST 12 Division I GAMES:												
280	A UTEP	73 77	121	H Western Ky.	62 81							
172	H Louisiana Tech	70 68	90	A Old Dominion	47 72							
181	H Southern Miss.	45 70	118	A Charlotte	54 66							
305	A Fla. Atlantic	70 86	104	H UAB	42 59							
315	A FIU	40 51	60	H Middle Tenn.	52 72							
203	H Marshall	72 79	175	A North Texas	57 54							

Non-Div I Games: Concordia (TX) 78 51 Tex. A&M-Kingsville 86 55

UTSA

Loss, Non-Conf, S Site, H Home A Away N Neutral

Average RPI Win:	173	WON-LOST	WINNING	LAST 10	STRENGTH OF	OPP. STRENGTH	TEAM	ADJ.	CONF.	ADJ CONF.
Average RPI Loss:	30	RECORD	PCT. RANK	GAMES	SCHEDULE	OF SCHEDULE	RPI	RPI	RPI	RPI
DIV. I ONLY	20- 8	57	1- 0	146	25	70	70	2	2	
DIV. I NON-CONF.	11- 0	1	1- 0	314	164	65	65	2	2	
TOTALS	RPI 1-25	RPI 26-50	W-L RECORDS	RPI 51-100	RPI 101-150	RPI 150+				
20- 8	1- 4	2- 3	OVERALL	1- 1	3- 0	13- 0				
13- 3	1- 1	2- 2	HOME	1- 0	2- 0	7- 0				
5- 5	0- 3	0- 1	AWAY	0- 1	1- 0	4- 0				
2- 0	0- 0	0- 0	NEUTRAL	0- 0	0- 0	2- 0				
11- 0	0- 0	1- 0	NON-CONFERENCE	0- 0	1- 0	9- 0				
7- 0	0- 0	1- 0	HOME	0- 0	1- 0	5- 0				
2- 0	0- 0	0- 0	AWAY	0- 0	0- 0	2- 0				
2- 0	0- 0	0- 0	NEUTRAL	0- 0	0- 0	2- 0				
9- 8	1- 4	1- 3	CONFERENCE	1- 1	2- 0	4- 0				
6- 3	1- 1	1- 2	HOME	1- 0	1- 0	2- 0				
3- 5	0- 3	0- 1	AWAY	0- 1	1- 0	2- 0				
0- 0	0- 0	0- 0	NEUTRAL	0- 0	0- 0	0- 0				

RPI S	Opponent	Score	RPI S	Opponent	Score	RPI S	Opponent	Score	RPI S	Opponent	Score
4	H Stanford	75 68	30	A UCLA	60 76	84	A Arizona	55 66	112	H Idaho St.	74 60
5	A Oregon	65 87	30	H UCLA	90 100	84	H Arizona	80 64	146	A Washington St.	72 68
15	A Arizona St.	58 60	32	H BYU	78 67				146	H Washington St.	75 67
15	H Arizona St.	63 65	38	H California	87 74				153	H Alabama	72 62
20	A Oregon St.	63 71	44	H Southern California	80 84				163	A Washington	58 43
Team's RPI: 70											
LAST 12 Division I GAMES:											
238	N Hawaii	73 48	30	H UCLA	90 100	273	H Utah Valley	85 47	163	H Washington	88 56
30	A UCLA	60 76	44	H Southern California	80 84	274	H Long Beach St.	82 59	167	A Colorado	76 61
146	H Washington St.	75 67	20	A Oregon St.	63 71	322	H Weber St.	77 56	167	H Colorado	78 59
163	H Washington	88 56	5	A Oregon	65 87	344	H Seattle U	89 62	183	A Eastern Wash.	95 51
15	A Arizona St.	58 60	4	H Stanford	75 68				223	N Florida	74 58
84	A Arizona	55 66	38	H California	87 74				225	A Nevada	74 52

Non-Div I Games:

Utah

Average RPI Win:	219	WON-LOST	WINNING	LAST 10	STRENGTH OF	OPP. STRENGTH	TEAM	ADJ.	CONF.	ADJ CONF.
Average RPI Loss:	128	RECORD	PCT. RANK	GAMES	SCHEDULE	OF SCHEDULE	RPI	RPI	RPI	RPI
DIV. I ONLY	12- 14	197	1- 0	177	107	185	185	15	15	
DIV. I NON-CONF.	4- 6	212	0- 0	207	35	206	206	13	13	
TOTALS	RPI 1-25	RPI 26-50	W-L RECORDS	RPI 51-100	RPI 101-150	RPI 150+				
12- 14	0- 1	0- 2	OVERALL	2- 5	1- 0	9- 6				
6- 6	0- 1	0- 1	HOME	2- 2	0- 0	4- 2				
6- 6	0- 0	0- 0	AWAY	0- 3	1- 0	5- 3				
0- 2	0- 0	0- 1	NEUTRAL	0- 0	0- 0	0- 1				
4- 6	0- 1	0- 2	NON-CONFERENCE	0- 0	1- 0	3- 3				
1- 3	0- 1	0- 1	HOME	0- 0	0- 0	1- 1				
3- 1	0- 0	0- 0	AWAY	0- 0	1- 0	2- 1				
0- 2	0- 0	0- 1	NEUTRAL	0- 0	0- 0	0- 1				
8- 8	0- 0	0- 0	CONFERENCE	2- 5	0- 0	6- 3				
5- 3	0- 0	0- 0	HOME	2- 2	0- 0	3- 1				
3- 5	0- 0	0- 0	AWAY	0- 3	0- 0	3- 2				
0- 0	0- 0	0- 0	NEUTRAL	0- 0	0- 0	0- 0				

RPI 1-25				RPI 26-50				RPI 51-100				RPI 101+ Team's RPI: 185			
RPI	S	Opponent	Score	RPI	S	Opponent	Score	RPI	S	Opponent	Score	RPI	S	Opponent	Score
5	H	Oregon	58 88	32	H	BYU	57 62	51	A	New Mexico	56 74	146	A	Washington St.	72 61
				44	N	Southern California	46 55	51	H	New Mexico	64 68	167	N	Colorado	68 78
								54	A	Wyoming	35 53	175	A	North Texas	57 41
								54	H	Wyoming	50 42	186	A	Portland	54 61
								55	H	Boise St.	81 68	199	A	UNLV	56 77
								91	A	Fresno St.	59 70	225	H	Nevada	79 76
								91	H	Fresno St.	53 64	242	A	San Diego St.	65 52
												242	H	San Diego St.	54 56
												269	A	Colorado St.	72 53
												273	H	Utah Valley	67 62
												274	H	Long Beach St.	48 50
												291	A	Air Force	48 44
												291	H	Air Force	64 55
												304	A	San Jose St.	59 68
												304	H	San Jose St.	82 49
												307	A	UTSA	62 56
LAST 12 Division I GAMES:															
242	A	San Diego St.	65 52	91	H	Fresno St.	53 64								
55	H	Boise St.	81 68	199	A	UNLV	56 77								
51	A	New Mexico	56 74	304	A	San Jose St.	59 68								
291	H	Air Force	64 55	51	H	New Mexico	64 68								
54	A	Wyoming	35 53	269	A	Colorado St.	72 53								
242	H	San Diego St.	54 56	304	H	San Jose St.	82 49								

Non-Div I Games: Northern N.M. 106 35

Utah St.

■ Loss,
■ Non-Conf, S Site,
■ Home
■ Away
N Neutral

Utah Valley

Through Games Of March 1, 2019

Average RPI Win:	292	WON-LOST	WINNING	LAST 10	STRENGTH OF	OPP. STRENGTH	TEAM	ADJ.	CONF.	ADJ CONF.
Average RPI Loss:	175	RECORD	PCT. RANK	GAMES	SCHEDULE	OF SCHEDULE	RPI	RPI	RPI	RPI
DIV. I ONLY	11- 12	193	0- 1	319	305	273	273	30	30	
DIV. I NON-CONF.	3- 7	256	0- 0	254	207	296	296	30	30	
TOTALS	RPI 1-25	RPI 26-50	W-L RECORDS	RPI 51-100	RPI 101-150	RPI 150+				
11- 12	0- 0	0- 1	OVERALL	0- 1	1- 3	10- 7				
8- 4	0- 0	0- 1	HOME	0- 0	1- 1	7- 2				
3- 8	0- 0	0- 0	AWAY	0- 1	0- 2	3- 5				
0- 0	0- 0	0- 0	NEUTRAL	0- 0	0- 0	0- 0				
3- 7	0- 0	0- 1	NON-CONFERENCE	0- 1	1- 1	2- 4				
3- 2	0- 0	0- 1	HOME	0- 0	1- 0	2- 1				
0- 5	0- 0	0- 0	AWAY	0- 1	0- 1	0- 3				
0- 0	0- 0	0- 0	NEUTRAL	0- 0	0- 0	0- 0				
8- 5	0- 0	0- 0	CONFERENCE	0- 0	0- 2	8- 3				
5- 2	0- 0	0- 0	HOME	0- 0	0- 1	5- 1				
3- 3	0- 0	0- 0	AWAY	0- 0	0- 1	3- 2				
0- 0	0- 0	0- 0	NEUTRAL	0- 0	0- 0	0- 0				

RPI 1-25				RPI 26-50				RPI 51-100				RPI 101+				Team's RPI: 273			
RPI	S	Opponent	Score	RPI	S	Opponent	Score	RPI	S	Opponent	Score	RPI	S	Opponent	Score				
				32	H	BYU	51 77					70	A	Utah	47 85	112	A	Idaho St.	68 80
																133	A	New Mexico St.	52 58
																133	H	New Mexico St.	63 72
																135	H	UC Riverside	56 53
																185	A	Utah St.	62 67
																186	H	Portland	60 65
																226	A	UMKC	64 97
																226	H	UMKC	64 68
																235	A	UTRGV	57 55
																235	H	UTRGV	72 57
																254	A	California Baptist	54 83
																259	A	Cal St. Fullerton	55 56
																264	H	CSU Bakersfield	78 70
																286	A	Southern Utah	59 60
																299	H	UC Santa Barbara	63 54
																322	H	Weber St.	65 59
																335	H	Grand Canyon	57 46
																344	A	Seattle U	58 55
																344	H	Seattle U	63 56
																350	A	Chicago St.	70 65
																350	H	Chicago St.	76 61
LAST 12 Division I GAMES:																			
				226	A	UMKC	64 97	350	H	Chicago St.	76 61								
				350	A	Chicago St.	70 65	226	H	UMKC	64 68								
				235	H	UTRGV	72 57	133	A	New Mexico St.	52 58								
				133	H	New Mexico St.	63 72	235	A	UTRGV	57 55								
				344	H	Seattle U	63 56	344	A	Seattle U	58 55								
				254	A	California Baptist	54 83	264	H	CSU Bakersfield	78 70								

Non-Div I Games: Ottawa (AZ) 90 61 La Verne 86 79 Arizona Christian 76 68

Utah Valley

Loss, Non-Conf, S Site, H Home A Away N Neutral

Average RPI Win:	217	WON-LOST	WINNING	LAST 10	STRENGTH OF	OPP. STRENGTH	TEAM	ADJ.	CONF.	ADJ CONF.
Average RPI Loss:	117	RECORD	PCT. RANK	GAMES	SCHEDULE	OF SCHEDULE	RPI	RPI	RPI	RPI
DIV. I ONLY	20- 8	57	0- 1	246	143	106	106	17	17	
DIV. I NON-CONF.	8- 5	119	0- 0	198	119	117	117	16	16	
TOTALS	RPI 1-25	RPI 26-50	W-L RECORDS	RPI 51-100	RPI 101-150	RPI 150+				
20- 8	0- 0	0- 1	OVERALL	1- 3	4- 2	15- 2				
11- 1	0- 0	0- 0	HOME	0- 1	3- 0	8- 0				
8- 6	0- 0	0- 1	AWAY	1- 2	1- 1	6- 2				
1- 1	0- 0	0- 0	NEUTRAL	0- 0	0- 1	1- 0				
8- 5	0- 0	0- 1	NON-CONFERENCE	1- 3	2- 1	5- 0				
4- 1	0- 0	0- 0	HOME	0- 1	2- 0	2- 0				
3- 3	0- 0	0- 1	AWAY	1- 2	0- 0	2- 0				
1- 1	0- 0	0- 0	NEUTRAL	0- 0	0- 1	1- 0				
12- 3	0- 0	0- 0	CONFERENCE	0- 0	2- 1	10- 2				
7- 0	0- 0	0- 0	HOME	0- 0	1- 0	6- 0				
5- 3	0- 0	0- 0	AWAY	0- 0	1- 1	4- 2				
0- 0	0- 0	0- 0	NEUTRAL	0- 0	0- 0	0- 0				

RPI S	Opponent	Score	RPI S	Opponent	Score	RPI S	Opponent	Score	RPI S	Opponent	Score	Team's RPI: 106
33	A North Carolina	47 59	80	H Radford	49 54	111	A Fordham	47 44				
			81	A Georgetown	47 45	120	H Dayton	64 62				
			85	A Cincinnati	54 66	125	H UNCW	58 47				
			90	A Old Dominion	57 60	134	A Duquesne	68 71				
						138	N IUPUI	61 63				
						143	H Wake Forest	53 40				
						155	A William & Mary	72 55				
						179	A Saint Louis	60 76				
						179	H Saint Louis	57 47				
						191	A N.C. A&T	54 48				
						193	A George Washington	48 57				
						195	A George Mason	62 38				
						227	H Massachusetts	52 48				
						236	A Saint Joseph's	65 47				
						236	H Saint Joseph's	59 40				
						253	H Rhode Island	74 39				
						258	A St. Bonaventure	59 50				
						275	A Richmond	68 43				
						275	H Richmond	58 37				
						288	H La Salle	68 38				
						322	N Weber St.	64 36				
						336	H Longwood	84 55				
						343	H Delaware St.	97 55				
LAST 12 Division I GAMES:												
179	A Saint Louis	60 76	236	A Saint Joseph's	65 47							
134	A Duquesne	68 71	227	H Massachusetts	52 48							
195	A George Mason	62 38	179	H Saint Louis	57 47							
120	H Dayton	64 62	193	A George Washington	48 57							
275	H Richmond	58 37	253	H Rhode Island	74 39							
258	A St. Bonaventure	59 50	111	A Fordham	47 44							

Non-Div I Games:

VCU

■ Loss,
 ■ Non-Conf,
 S Site,
 ■ Home
 ■ Away
 N Neutral

Valparaiso

Through Games Of March 1, 2019

Average RPI Win:	286	WON-LOST	WINNING	LAST 10	STRENGTH OF	OPP. STRENGTH	TEAM	ADJ.	CONF.	ADJ CONF.
Average RPI Loss:	161	RECORD	PCT. RANK	GAMES	SCHEDULE	OF SCHEDULE	RPI	RPI	RPI	RPI
DIV. I ONLY	6- 22	311	0- 1	250	206	311	311	13	13	
DIV. I NON-CONF.	4- 8	241	0- 0	334	318	329	329	15	15	
TOTALS	RPI 1-25	RPI 26-50	W-L RECORDS	RPI 51-100	RPI 101-150	RPI 150+				
6- 22	0- 2	0- 1	OVERALL	0- 5	0- 3	6- 11				
3- 11	0- 1	0- 1	HOME	0- 3	0- 1	3- 5				
2- 11	0- 1	0- 0	AWAY	0- 2	0- 2	2- 6				
1- 0	0- 0	0- 0	NEUTRAL	0- 0	0- 0	1- 0				
4- 8	0- 0	0- 1	NON-CONFERENCE	0- 1	0- 1	4- 5				
1- 5	0- 0	0- 1	HOME	0- 1	0- 0	1- 3				
2- 3	0- 0	0- 0	AWAY	0- 0	0- 1	2- 2				
1- 0	0- 0	0- 0	NEUTRAL	0- 0	0- 0	1- 0				
2- 14	0- 2	0- 0	CONFERENCE	0- 4	0- 2	2- 6				
2- 6	0- 1	0- 0	HOME	0- 2	0- 1	2- 2				
0- 8	0- 1	0- 0	AWAY	0- 2	0- 1	0- 4				
0- 0	0- 0	0- 0	NEUTRAL	0- 0	0- 0	0- 0				

RPI 1-25				RPI 26-50				RPI 51-100				RPI 101+ Team's RPI: 311			
RPI	S	Opponent	Score	RPI	S	Opponent	Score	RPI	S	Opponent	Score	RPI	S	Opponent	Score
23	A	Drake	53 84	45	H	Miami (OH)	47 68	57	A	Missouri St.	63 108	130	A	Morehead St.	62 68
23	H	Drake	62 88					57	H	Missouri St.	58 77	150	A	Southern Ill.	65 87
								89	H	Toledo	59 65	150	H	Southern Ill.	47 58
								92	A	UNI	52 71	154	H	Illinois St.	67 70
								92	H	UNI	56 64	160	A	Bradley	76 87
												160	H	Bradley	76 73
												210	A	Indiana St.	59 67
												210	H	Indiana St.	82 86
												214	A	Illinois	54 73
												224	H	Bowling Green	72 79
												244	A	Loyola Chicago	54 80
												249	H	North Dakota	56 62
												262	N	St. Francis Brooklyn	78 76
												287	H	Eastern Ill.	62 60
												310	H	North Dakota St.	48 51
												324	A	Evansville	65 77
												324	H	Evansville	93 49
												334	A	Purdue Fort Wayne	68 64
												339	A	UIC	65 75
												350	A	Chicago St.	76 70
LAST 12 Division I GAMES:															
160	A	Bradley	76 87	23	H	Drake	62 88								
150	H	Southern Ill.	47 58	154	H	Illinois St.	67 70								
57	H	Missouri St.	58 77	160	H	Bradley	76 73								
210	A	Indiana St.	59 67	57	A	Missouri St.	63 108								
324	A	Evansville	65 77	150	A	Southern Ill.	65 87								
92	H	UNI	56 64	324	H	Evansville	93 49								

Non-Div I Games:

Valparaiso

■ Loss,
 ■ Non-Conf,
 ■ S Site,
 ■ H Home
 ■ A Away
 N Neutral

Average RPI Win:	236	WON-LOST	WINNING	LAST 10	STRENGTH OF	OPP. STRENGTH	TEAM	ADJ.	CONF.	ADJ CONF.
Average RPI Loss:	60	RECORD	PCT. RANK	GAMES	SCHEDULE	OF SCHEDULE	RPI	RPI	RPI	RPI
DIV. I ONLY	7- 21	298	1- 0	28	42	178	178	5	5	
DIV. I NON-CONF.	5- 8	224	0- 0	73	59	180	180	5	5	
TOTALS	RPI 1-25	RPI 26-50	W-L RECORDS	RPI 51-100	RPI 101-150	RPI 150+				
7- 21	0- 9	0- 3	OVERALL	1- 6	0- 0	6- 3				
5- 8	0- 2	0- 1	HOME	0- 3	0- 0	5- 2				
2- 10	0- 5	0- 2	AWAY	1- 2	0- 0	1- 1				
0- 3	0- 2	0- 0	NEUTRAL	0- 1	0- 0	0- 0				
5- 8	0- 4	0- 1	NON-CONFERENCE	0- 2	0- 0	5- 1				
4- 2	0- 1	0- 0	HOME	0- 0	0- 0	4- 1				
1- 3	0- 1	0- 1	AWAY	0- 1	0- 0	1- 0				
0- 3	0- 2	0- 0	NEUTRAL	0- 1	0- 0	0- 0				
2- 13	0- 5	0- 2	CONFERENCE	1- 4	0- 0	1- 2				
1- 6	0- 1	0- 1	HOME	0- 3	0- 0	1- 1				
1- 7	0- 4	0- 1	AWAY	1- 1	0- 0	0- 1				
0- 0	0- 0	0- 0	NEUTRAL	0- 0	0- 0	0- 0				

RPI S	Opponent	Score	RPI S	Opponent	Score	RPI S	Opponent	Score	RPI S	Opponent	Score	Team's RPI: 178
6 N	UConn	42 80	27 A	Missouri	46 69	60 A	Middle Tenn.	58 65	153 H	Alabama	65 84	
7 A	NC State	54 74	34 A	Kansas St.	61 72	61 H	LSU	68 79	176 H	North Ala.	71 74	
9 A	Mississippi St.	70 86	50 H	Auburn	70 72	65 A	Tennessee	76 69	208 A	Ball St.	60 43	
16 A	South Carolina	69 80				65 H	Tennessee	65 82	212 A	Ole Miss	60 65	
17 A	Texas A&M	53 69				93 N	Creighton	55 75	212 H	Ole Miss	80 68	
17 H	Texas A&M	43 50				98 H	Georgia	64 71	256 H	Austin Peay	99 70	
19 N	Miami (FL)	65 90				99 A	Arkansas	62 83	279 H	Samford	77 52	
21 A	Kentucky	55 77							301 H	Tennessee St.	89 63	
25 H	Central Mich.	57 66							331 H	Presbyterian	78 43	
LAST 12 Division I GAMES:												
65 A	Tennessee	76 69	65 H	Tennessee	65 82							
9 A	Mississippi St.	70 86	17 A	Texas A&M	53 69							
153 H	Alabama	65 84	16 A	South Carolina	69 80							
61 H	LSU	68 79	212 H	Ole Miss	80 68							
212 A	Ole Miss	60 65	50 H	Auburn	70 72							
27 A	Missouri	46 69	99 A	Arkansas	62 83							

Non-Div I Games:

Vanderbilt

■ Loss,
 ■ Non-Conf,
 ■ S Site,
 ■ Home
 ■ A Away
 N Neutral

Average RPI Win:	287	WON-LOST	WINNING	LAST 10	STRENGTH OF	OPP. STRENGTH	TEAM	ADJ.	CONF.	ADJ CONF.
Average RPI Loss:	168	RECORD	PCT. RANK	GAMES	SCHEDULE	OF SCHEDULE	RPI	RPI	RPI	RPI
DIV. I ONLY	10- 16	236	0- 1	271	276	283	283	23	23	
DIV. I NON-CONF.	3- 8	267	0- 1	218	302	294	294	25	25	
TOTALS	RPI 1-25	RPI 26-50	W-L RECORDS	RPI 51-100	RPI 101-150	RPI 150+				
10- 16	0- 0	0- 0	OVERALL	0- 3	0- 6	10- 7				
6- 9	0- 0	0- 0	HOME	0- 2	0- 3	6- 4				
4- 7	0- 0	0- 0	AWAY	0- 1	0- 3	4- 3				
0- 0	0- 0	0- 0	NEUTRAL	0- 0	0- 0	0- 0				
3- 8	0- 0	0- 0	NON-CONFERENCE	0- 1	0- 3	3- 4				
2- 5	0- 0	0- 0	HOME	0- 1	0- 1	2- 3				
1- 3	0- 0	0- 0	AWAY	0- 0	0- 2	1- 1				
0- 0	0- 0	0- 0	NEUTRAL	0- 0	0- 0	0- 0				
7- 8	0- 0	0- 0	CONFERENCE	0- 2	0- 3	7- 3				
4- 4	0- 0	0- 0	HOME	0- 1	0- 2	4- 1				
3- 4	0- 0	0- 0	AWAY	0- 1	0- 1	3- 2				
0- 0	0- 0	0- 0	NEUTRAL	0- 0	0- 0	0- 0				

RPI 1-25				RPI 26-50				RPI 51-100				RPI 101+				Team's RPI: 283	
RPI	S	Opponent	Score	RPI	S	Opponent	Score	RPI	S	Opponent	Score	RPI	S	Opponent	Score		
								56	A	Maine	45 66	114	A	Hartford	32 61		
								56	H	Maine	51 63	114	H	Hartford	48 76		
								77	H	Drexel	44 60	123	A	South Fla.	55 102		
												126	H	Yale	55 58		
												145	H	Stony Brook	61 67		
												147	A	Kansas	36 77		
												177	H	Rider	54 49		
												189	H	Holy Cross	40 65		
												198	H	Dartmouth	42 66		
												243	A	Albany (NY)	40 65		
												243	H	Albany (NY)	52 39		
												250	A	Binghamton	58 57		
												250	H	Binghamton	50 59		
												253	H	Rhode Island	58 61		
												277	A	Canisius	46 67		
												309	A	UMBC	58 44		
												309	H	UMBC	58 50		
												312	H	Wagner	56 54		
												314	A	New Hampshire	51 50		
												314	H	New Hampshire	69 60		
												318	A	NJIT	71 63		
												321	A	UMass Lowell	51 54		
												321	H	UMass Lowell	52 42		
LAST 12 Division I GAMES:																	
				77	H	Drexel	44 60		56	A	Maine	45 66					
				250	H	Binghamton	50 59		321	H	UMass Lowell	52 42					
				309	H	UMBC	58 50		145	H	Stony Brook	61 67					
				114	H	Hartford	48 76		309	A	UMBC	58 44					
				314	A	New Hampshire	51 50		250	A	Binghamton	58 57					
				243	A	Albany (NY)	40 65		314	H	New Hampshire	69 60					

Non-Div I Games: Norwich 78 28

Vermont

■ Loss,
 ■ Non-Conf,
 ■ S Site,
 ■ H Home
 ■ A Away
 N Neutral

Average RPI Win:	140	WON-LOST	WINNING	LAST 10	STRENGTH OF	OPP. STRENGTH	TEAM	ADJ.	CONF.	ADJ CONF.
Average RPI Loss:	52	RECORD	PCT. RANK	GAMES	SCHEDULE	OF SCHEDULE	RPI	RPI	RPI	RPI
DIV. I ONLY	18- 10	95	1- 0	46	51	43	43	6	6	
DIV. I NON-CONF.	9- 2	43	0- 0	60	61	20	20	4	4	
TOTALS	RPI 1-25	RPI 26-50	W-L RECORDS	RPI 51-100	RPI 101-150	RPI 150+				
18- 10	0- 5	0- 0	OVERALL	6- 3	6- 2	6- 0				
10- 4	0- 2	0- 0	HOME	4- 1	3- 1	3- 0				
8- 5	0- 3	0- 0	AWAY	2- 1	3- 1	3- 0				
0- 1	0- 0	0- 0	NEUTRAL	0- 1	0- 0	0- 0				
9- 2	0- 1	0- 0	NON-CONFERENCE	3- 1	2- 0	4- 0				
5- 0	0- 0	0- 0	HOME	2- 0	1- 0	2- 0				
4- 1	0- 1	0- 0	AWAY	1- 0	1- 0	2- 0				
0- 1	0- 0	0- 0	NEUTRAL	0- 1	0- 0	0- 0				
9- 8	0- 4	0- 0	CONFERENCE	3- 2	4- 2	2- 0				
5- 4	0- 2	0- 0	HOME	2- 1	2- 1	1- 0				
4- 4	0- 2	0- 0	AWAY	1- 1	2- 1	1- 0				
0- 0	0- 0	0- 0	NEUTRAL	0- 0	0- 0	0- 0				

RPI 1-25				RPI 26-50		Team's RPI: 43		RPI 51-100				RPI 101+			
RPI	S	Opponent	Score	RPI	S	Opponent	Score	RPI	S	Opponent	Score	RPI	S	Opponent	Score
12	A	Marquette	55 93					58	N	Virginia Tech	59 61	107	A	St. John's (NY)	73 57
12	H	Marquette	55 91					59	H	Princeton	67 46	107	H	St. John's (NY)	62 66
18	A	UCF	56 71					63	H	Butler	55 63	114	H	Hartford	59 41
24	A	DePaul	70 93					66	A	Penn	58 50	117	A	Providence	61 67
24	H	DePaul	59 66					81	A	Georgetown	63 68	117	H	Providence	53 33
								81	H	Georgetown	91 43	136	A	Lehigh	70 48
								93	A	Creighton	54 52	140	A	Seton Hall	70 66
								93	H	Creighton	67 62	140	H	Seton Hall	73 68
								98	H	Georgia	62 56	166	H	Temple	76 68
												193	A	George Washington	60 45
												194	A	Xavier	68 63
												194	H	Xavier	75 71
												236	A	Saint Joseph's	47 35
												288	H	La Salle	81 68
LAST 12 Division I GAMES:															
194	A	Xavier	68 63	93	H	Creighton	67 62								
140	H	Seton Hall	73 68	117	H	Providence	53 33								
107	H	St. John's (NY)	62 66	107	A	St. John's (NY)	73 57								
81	H	Georgetown	91 43	140	A	Seton Hall	70 66								
12	A	Marquette	55 93	81	A	Georgetown	63 68								
24	A	DePaul	70 93	66	A	Penn	58 50								

Non-Div I Games:

Villanova

■ Loss,
 ■ Non-Conf,
 ■ S Site,
 ■ H Home
 ■ A Away
 N Neutral

Virginia

Through Games Of March 1, 2019

Average RPI Win:	122	WON-LOST	WINNING	LAST 10	STRENGTH OF	OPP. STRENGTH	TEAM	ADJ.	CONF.	ADJ CONF.
Average RPI Loss:	50	RECORD	PCT. RANK	GAMES	SCHEDULE	OF SCHEDULE	RPI	RPI	RPI	RPI
DIV. I ONLY	11- 17	232	0- 1	4	16	102	102	1	1	
DIV. I NON-CONF.	6- 7	172	0- 0	22	66	104	104	1	1	
TOTALS	RPI 1-25	RPI 26-50	W-L RECORDS	RPI 51-100	RPI 101-150	RPI 150+				
11- 17	0- 9	1- 2	OVERALL	4- 3	4- 1	2- 2				
8- 8	0- 5	1- 0	HOME	3- 1	2- 1	2- 1				
2- 8	0- 4	0- 2	AWAY	1- 2	1- 0	0- 0				
1- 1	0- 0	0- 0	NEUTRAL	0- 0	1- 0	0- 1				
6- 7	0- 3	0- 1	NON-CONFERENCE	2- 1	2- 0	2- 2				
4- 4	0- 2	0- 0	HOME	1- 1	1- 0	2- 1				
1- 2	0- 1	0- 1	AWAY	1- 0	0- 0	0- 0				
1- 1	0- 0	0- 0	NEUTRAL	0- 0	1- 0	0- 1				
5- 10	0- 6	1- 1	CONFERENCE	2- 2	2- 1	0- 0				
4- 4	0- 3	1- 0	HOME	2- 0	1- 1	0- 0				
1- 6	0- 3	0- 1	AWAY	0- 2	1- 0	0- 0				
0- 0	0- 0	0- 0	NEUTRAL	0- 0	0- 0	0- 0				

RPI 1-25				RPI 26-50				RPI 51-100				RPI 101+ Team's RPI: 102			
RPI	S	Opponent	Score	RPI	S	Opponent	Score	RPI	S	Opponent	Score	RPI	S	Opponent	Score
3	A	Louisville	43 91	33	A	North Carolina	53 70	52	A	Clemson	65 71	115	H	Boston College	79 77
3	H	Louisville	49 71	40	A	Michigan St.	66 91	58	A	Virginia Tech	45 63	118	H	Charlotte	65 61
7	H	NC State	38 66	42	H	Georgia Tech	53 45	58	H	Virginia Tech	62 58	122	A	Pittsburgh	74 57
9	H	Mississippi St.	44 72					71	H	American	57 54	123	N	South Fla.	74 67
10	A	Syracuse	68 72					80	H	Radford	44 57	143	H	Wake Forest	42 52
19	A	Miami (FL)	59 72					82	H	Duke	53 47	153	N	Alabama	52 64
21	A	Kentucky	51 63					90	A	Old Dominion	73 67	179	H	Saint Louis	65 67
22	H	Florida St.	61 63									191	H	N.C. A&T	67 57
25	H	Central Mich.	61 74									330	H	Coppin St.	55 41
LAST 12 Division I GAMES:															
58	A	Virginia Tech	45 63	19	A	Miami (FL)	59 72								
42	H	Georgia Tech	53 45	10	A	Syracuse	68 72								
3	H	Louisville	49 71	143	H	Wake Forest	42 52								
33	A	North Carolina	53 70	122	A	Pittsburgh	74 57								
82	H	Duke	53 47	3	A	Louisville	43 91								
115	H	Boston College	79 77	7	H	NC State	38 66								

Non-Div I Games:

Virginia

■ Loss,
 ■ Non-Conf,
 ■ S Site,
 ■ H Home
 ■ A Away
 N Neutral

W
a
g
n
e
rW
a
g
n
e
r

Wagner

Page 336

Wake Forest

Through Games Of March 1, 2019

Average RPI Win:	165	WON-LOST	WINNING	LAST 10	STRENGTH OF	OPP. STRENGTH	TEAM	ADJ.	CONF.	ADJ CONF.
Average RPI Loss:	65	RECORD	PCT. RANK	GAMES	SCHEDULE	OF SCHEDULE	RPI	RPI	RPI	RPI
DIV. I ONLY	10- 18	257	0- 1	20	53	143	143	1	1	
DIV. I NON-CONF.	9- 4	85	0- 0	62	289	82	82	1	1	
TOTALS	RPI 1-25	RPI 26-50	W-L RECORDS	RPI 51-100	RPI 101-150	RPI 150+				
10- 18	0- 7	1- 3	OVERALL	0- 3	5- 3	4- 2				
7- 10	0- 3	1- 2	HOME	0- 2	3- 2	3- 1				
2- 8	0- 4	0- 1	AWAY	0- 1	2- 1	0- 1				
1- 0	0- 0	0- 0	NEUTRAL	0- 0	0- 0	1- 0				
9- 4	0- 0	1- 1	NON-CONFERENCE	0- 0	4- 1	4- 2				
7- 2	0- 0	1- 1	HOME	0- 0	3- 0	3- 1				
1- 2	0- 0	0- 0	AWAY	0- 0	1- 1	0- 1				
1- 0	0- 0	0- 0	NEUTRAL	0- 0	0- 0	1- 0				
1- 14	0- 7	0- 2	CONFERENCE	0- 3	1- 2	0- 0				
0- 8	0- 3	0- 1	HOME	0- 2	0- 2	0- 0				
1- 6	0- 4	0- 1	AWAY	0- 1	1- 0	0- 0				
0- 0	0- 0	0- 0	NEUTRAL	0- 0	0- 0	0- 0				

RPI S Opponent	Score	RPI S Opponent	Score	RPI S Opponent	Score	RPI S Opponent	Score	Team's RPI: 143
1 A Notre Dame	48 78	33 A North Carolina	61 84	52 H Clemson	53 69	102 A Virginia	52 42	
3 H Louisville	49 73	36 H James Madison	50 49	82 A Duke	52 66	106 A VCU	40 53	
7 A NC State	46 80	42 H Georgia Tech	46 60	82 H Duke	44 55	107 H St. John's (NY)	64 59	
7 H NC State	50 59	49 H Indiana	73 87			110 H Towson	60 53	
10 A Syracuse	57 77					115 H Boston College	64 65	
19 H Miami (FL)	57 72					118 A Charlotte	69 43	
22 A Florida St.	61 85					122 H Pittsburgh	64 70	
						142 H Mercer	69 54	
						190 H UMES	78 67	
						194 H Xavier	50 62	
						221 A East Carolina	61 70	
						263 H Norfolk St.	63 61	
						275 H Richmond	62 48	
						302 N South Carolina St.	58 44	
LAST 12 Division I GAMES:								
122 H Pittsburgh	64 70	22 A Florida St.	61 85					
82 H Duke	44 55	7 H NC State	50 59					
7 A NC State	46 80	102 A Virginia	52 42					
10 A Syracuse	57 77	82 A Duke	52 66					
42 H Georgia Tech	46 60	3 H Louisville	49 73					
52 H Clemson	53 69	33 A North Carolina	61 84					

Non-Div I Games:

Wake Forest

■ Loss,
■ Non-Conf,
■ S Site,
■ H Home
■ A Away
N Neutral

Washington

Through Games Of March 1, 2019

Average RPI Win:	190	WON-LOST	WINNING	LAST 10	STRENGTH OF	OPP. STRENGTH	TEAM	ADJ.	CONF.	ADJ CONF.
Average RPI Loss:	58	RECORD	PCT. RANK	GAMES	SCHEDULE	OF SCHEDULE	RPI	RPI	RPI	RPI
DIV. I ONLY	9- 19	269	0- 1	31	55	163	163	2	2	
DIV. I NON-CONF.	7- 5	132	0- 1	80	184	124	124	2	2	
TOTALS	RPI 1-25	RPI 26-50	W-L RECORDS	RPI 51-100	RPI 101-150	RPI 150+				
9- 19	0- 6	0- 5	OVERALL	2- 4	0- 3	7- 1				
6- 8	0- 3	0- 1	HOME	1- 3	0- 1	5- 0				
2- 9	0- 3	0- 3	AWAY	0- 1	0- 1	2- 1				
1- 2	0- 0	0- 1	NEUTRAL	1- 0	0- 1	0- 0				
7- 5	0- 1	0- 1	NON-CONFERENCE	2- 1	0- 1	5- 1				
5- 2	0- 1	0- 0	HOME	1- 1	0- 0	4- 0				
1- 1	0- 0	0- 0	AWAY	0- 0	0- 0	1- 1				
1- 2	0- 0	0- 1	NEUTRAL	1- 0	0- 1	0- 0				
2- 14	0- 5	0- 4	CONFERENCE	0- 3	0- 2	2- 0				
1- 6	0- 2	0- 1	HOME	0- 2	0- 1	1- 0				
1- 8	0- 3	0- 3	AWAY	0- 1	0- 1	1- 0				
0- 0	0- 0	0- 0	NEUTRAL	0- 0	0- 0	0- 0				

RPI 1-25				RPI 26-50				RPI 51-100				RPI 101+ Team's RPI: 163			
RPI	S	Opponent	Score	RPI	S	Opponent	Score	RPI	S	Opponent	Score	RPI	S	Opponent	Score
4	A	Stanford	54 91	30	A	UCLA	60 76	55	H	Boise St.	69 73	111	N	Fordham	57 65
5	A	Oregon	71 84	38	A	California	70 79	70	A	Utah	56 88	146	A	Washington St.	61 94
5	H	Oregon	57 76	38	H	California	65 71	70	H	Utah	43 58	146	H	Washington St.	76 79
9	H	Mississippi St.	56 103	44	A	Southern California	57 82	74	H	Ohio St.	69 59	164	A	Tulane	51 63
20	A	Oregon St.	67 78	46	N	Michigan	73 80	82	N	Duke	71 64	167	A	Colorado	60 46
20	H	Oregon St.	39 86					84	H	Arizona	59 69	167	H	Colorado	68 58
												170	H	Montana	69 54
												195	H	George Mason	81 52
												255	H	Northern Ariz.	81 59
												259	H	Cal St. Fullerton	83 74
												344	A	Seattle U	69 58
LAST 12 Division I GAMES:															
55	H	Boise St.	69 73	146	A	Washington St.	61 94								
46	N	Michigan	73 80	84	H	Arizona	59 69								
111	N	Fordham	57 65	30	A	UCLA	60 76								
38	H	California	65 71	44	A	Southern California	57 82								
167	A	Colorado	60 46	5	H	Oregon	57 76								
70	A	Utah	56 88	20	H	Oregon St.	39 86								

Non-Div I Games:

Washington

■ Loss,
■ Non-Conf,
■ S Site,
■ H Home
■ A Away
N Neutral

Average RPI Win:	158	WON-LOST	WINNING	LAST 10	STRENGTH OF	OPP. STRENGTH	TEAM	ADJ.	CONF.	ADJ CONF.
Average RPI Loss:	59	RECORD	PCT. RANK	GAMES	SCHEDULE	OF SCHEDULE	RPI	RPI	RPI	RPI
DIV. I ONLY	9- 19	269	1- 0	17	30	146	146	2	2	
DIV. I NON-CONF.	5- 6	177	1- 0	78	98	169	169	2	2	
TOTALS	RPI 1-25	RPI 26-50	W-L RECORDS	RPI 51-100	RPI 101-150	RPI 150+				
9- 19	0- 8	0- 3	OVERALL	3- 4	0- 1	6- 3				
6- 8	0- 4	0- 0	HOME	3- 3	0- 0	3- 1				
1- 10	0- 4	0- 3	AWAY	0- 1	0- 0	1- 2				
2- 1	0- 0	0- 0	NEUTRAL	0- 0	0- 1	2- 0				
5- 6	0- 1	0- 0	NON-CONFERENCE	2- 2	0- 1	3- 2				
3- 3	0- 0	0- 0	HOME	2- 2	0- 0	1- 1				
0- 2	0- 1	0- 0	AWAY	0- 0	0- 0	0- 1				
2- 1	0- 0	0- 0	NEUTRAL	0- 0	0- 1	2- 0				
4- 13	0- 7	0- 3	CONFERENCE	1- 2	0- 0	3- 1				
3- 5	0- 4	0- 0	HOME	1- 1	0- 0	2- 0				
1- 8	0- 3	0- 3	AWAY	0- 1	0- 0	1- 1				
0- 0	0- 0	0- 0	NEUTRAL	0- 0	0- 0	0- 0				

RPI 1-25				RPI 26-50				RPI 51-100				RPI 101+ Team's RPI: 146			
RPI	S	Opponent	Score	RPI	S	Opponent	Score	RPI	S	Opponent	Score	RPI	S	Opponent	Score
4	A	Stanford	64 85	30	A	UCLA	56 83	53	H	Saint Mary's (CA)	64 70	147	N	Kansas	63 71
4	H	Stanford	42 67	38	A	California	63 77	55	H	Boise St.	95 71	151	A	CSUN	52 65
5	A	Oregon	58 98	44	A	Southern California	73 81	70	A	Utah	67 75	163	A	Washington	79 76
5	H	Oregon	64 79					70	H	Utah	68 72	163	H	Washington	94 61
13	A	Gonzaga	53 76					84	H	Arizona	90 88	167	A	Colorado	61 72
15	H	Arizona St.	46 61					87	H	Nebraska	87 84	167	H	Colorado	74 48
20	A	Oregon St.	69 76					88	H	UC Davis	62 75	185	H	Utah St.	61 72
20	H	Oregon St.	35 52									217	N	Jacksonville St.	64 51
												239	H	San Francisco	91 61
												246	N	Wichita St.	85 59
LAST 12 Division I GAMES:															
246	N	Wichita St.	85 59	84	H	Arizona	90 88	15	H	Arizona St.	46 61				
217	N	Jacksonville St.	64 51	44	A	Southern California	73 81	30	A	UCLA	56 83				
4	H	Stanford	42 67	30	A	UCLA	56 83	20	H	Oregon St.	35 52				
70	A	Utah	67 75	5	H	Oregon	64 79								
167	A	Colorado	61 72												
163	H	Washington	94 61												

Non-Div I Games:

Washington St.

■ Loss,
 ■ Non-Conf,
 S Site,
 ■ Home
 ■ Away
 N Neutral

Average RPI Win:	242	WON-LOST	WINNING	LAST 10	STRENGTH OF	OPP. STRENGTH	TEAM	ADJ.	CONF.	ADJ CONF.
Average RPI Loss:	175	RECORD	PCT. RANK	GAMES	SCHEDULE	OF SCHEDULE	RPI	RPI	RPI	RPI
DIV. I ONLY	4- 22	329	0- 0	253	184	322	322	16	16	
DIV. I NON-CONF.	2- 7	288	0- 0	268	247	301	301	12	12	
TOTALS	RPI 1-25	RPI 26-50	W-L RECORDS	RPI 51-100	RPI 101-150	RPI 150+				
4- 22	0- 0	0- 0	OVERALL	1- 3	0- 8	3- 11				
2- 10	0- 0	0- 0	HOME	0- 1	0- 4	2- 5				
2- 11	0- 0	0- 0	AWAY	1- 2	0- 3	1- 6				
0- 1	0- 0	0- 0	NEUTRAL	0- 0	0- 1	0- 0				
2- 7	0- 0	0- 0	NON-CONFERENCE	0- 2	0- 2	2- 3				
1- 2	0- 0	0- 0	HOME	0- 0	0- 1	1- 1				
1- 4	0- 0	0- 0	AWAY	0- 2	0- 0	1- 2				
0- 1	0- 0	0- 0	NEUTRAL	0- 0	0- 1	0- 0				
2- 15	0- 0	0- 0	CONFERENCE	1- 1	0- 6	1- 8				
1- 8	0- 0	0- 0	HOME	0- 1	0- 3	1- 4				
1- 7	0- 0	0- 0	AWAY	1- 0	0- 3	0- 4				
0- 0	0- 0	0- 0	NEUTRAL	0- 0	0- 0	0- 0				

RPI S	Opponent	Score	RPI S	Opponent	Score	RPI S	Opponent	Score	RPI S	Opponent	Score	Team's RPI: 322
						70	A Utah	56 77	106	N VCU	36 64	
						75	H Idaho	74 79	112	A Idaho St.	57 84	
						96	A Pepperdine	47 68	112	H Idaho St.	57 70	
						100	A Northern Colo.	55 54	135	H UC Riverside	39 71	
									137	A Portland St.	38 65	
									137	H Portland St.	59 77	
									139	A Montana St.	59 72	
									139	H Montana St.	59 66	
									170	A Montana	56 64	
									170	H Montana	60 72	
									183	H Eastern Wash.	58 64	
									186	H Portland	73 89	
									255	A Northern Ariz.	64 74	
									255	H Northern Ariz.	64 75	
									257	A Sacramento St.	62 77	
									257	H Sacramento St.	69 78	
									273	A Utah Valley	59 65	
									280	H UTEP	68 63	
									286	A Southern Utah	79 84	
									286	H Southern Utah	67 66	
									303	A Incarnate Word	72 64	
									307	A UTSA	59 66	
LAST 12 Division I GAMES:												
112	A Idaho St.	57 84	257	A Sacramento St.	62 77							
257	H Sacramento St.	69 78	137	A Portland St.	38 65							
139	A Montana St.	59 72	170	H Montana	60 72							
170	A Montana	56 64	139	H Montana St.	59 66							
255	H Northern Ariz.	64 75	100	A Northern Colo.	55 54							
286	H Southern Utah	67 66	137	H Portland St.	59 77							

Non-Div I Games: La Verne 105 43

Weber St.

■ Loss,
■ Non-Conf,
■ S Site,
■ H Home
■ A Away
N Neutral

West Virginia

Through Games Of March 1, 2019

Average RPI Win:	177	WON-LOST	WINNING	LAST 10	STRENGTH OF	OPP. STRENGTH	TEAM	ADJ.	CONF.	ADJ CONF.
Average RPI Loss:	35	RECORD	PCT. RANK	GAMES	SCHEDULE	OF SCHEDULE	RPI	RPI	RPI	RPI
DIV. I ONLY	19- 8	63	1- 0	136	26	72	72	3	3	
DIV. I NON-CONF.	9- 2	43	1- 0	338	146	186	186	3	3	
TOTALS	RPI 1-25	RPI 26-50	W-L RECORDS	RPI 51-100	RPI 101-150	RPI 150+				
19- 8	1- 3	3- 4	OVERALL	0- 0	8- 1	7- 0				
13- 3	1- 0	2- 2	HOME	0- 0	4- 1	6- 0				
5- 4	0- 2	1- 2	AWAY	0- 0	4- 0	0- 0				
1- 1	0- 1	0- 0	NEUTRAL	0- 0	0- 0	1- 0				
9- 2	0- 1	0- 1	NON-CONFERENCE	0- 0	2- 0	7- 0				
7- 1	0- 0	0- 1	HOME	0- 0	1- 0	6- 0				
1- 0	0- 0	0- 0	AWAY	0- 0	1- 0	0- 0				
1- 1	0- 1	0- 0	NEUTRAL	0- 0	0- 0	1- 0				
10- 6	1- 2	3- 3	CONFERENCE	0- 0	6- 1	0- 0				
6- 2	1- 0	2- 1	HOME	0- 0	3- 1	0- 0				
4- 4	0- 2	1- 2	AWAY	0- 0	3- 0	0- 0				
0- 0	0- 0	0- 0	NEUTRAL	0- 0	0- 0	0- 0				

RPI 1-25				RPI 26-50				RPI 51-100				Team's RPI: 72	RPI 101+			
RPI	S	Opponent	Score	RPI	S	Opponent	Score	RPI	S	Opponent	Score		RPI	S	Opponent	Score
2	A	Baylor	47 79	27	H	Missouri	51 68						110	H	Towson	90 43
8	N	Iowa	81 84	28	A	Texas	64 58						122	A	Pittsburgh	77 43
11	A	Iowa St.	61 77	28	H	Texas	58 70						128	A	Oklahoma St.	77 54
11	H	Iowa St.	73 64	34	A	Kansas St.	79 90						128	H	Oklahoma St.	67 58
				34	H	Kansas St.	60 30						131	A	Oklahoma	66 55
				41	A	TCU	48 62						131	H	Oklahoma	69 80
				41	H	TCU	79 65						144	A	Texas Tech	75 72
													144	H	Texas Tech	68 65
													147	H	Kansas	71 50
													267	H	Niagara	84 32
													300	H	Bryant	94 48
													308	H	Morgan St.	72 37
													318	H	NJIT	95 50
													330	H	Coppin St.	78 37
													333	H	Eastern Ky.	78 29
													333	N	Eastern Ky.	81 39
LAST 12 Division I GAMES:																
333	N	Eastern Ky.	81 39	11	A	Iowa St.	61 77									
34	A	Kansas St.	79 90	147	H	Kansas	71 50									
131	H	Oklahoma	69 80	28	A	Texas	64 58									
128	A	Oklahoma St.	77 54	34	H	Kansas St.	60 30									
41	H	TCU	79 65	144	H	Texas Tech	68 65									
144	A	Texas Tech	75 72	2	A	Baylor	47 79									

Non-Div I Games:

West Virginia

■ Loss,
 ■ Non-Conf,
 ■ S Site,
 ■ Home
 ■ A Away
 N Neutral

Western Caro.

Through Games Of March 1, 2019

Average RPI Win:	317	WON-LOST	WINNING	LAST 10	STRENGTH OF	OPP. STRENGTH	TEAM	ADJ.	CONF.	ADJ CONF.
Average RPI Loss:	212	RECORD	PCT. RANK	GAMES	SCHEDULE	OF SCHEDULE	RPI	RPI	RPI	RPI
DIV. I ONLY	2- 24	348	0- 1	248	329	340	340	27	27	
DIV. I NON-CONF.	2- 11	316	0- 0	154	346	299	299	24	24	
TOTALS	RPI 1-25	RPI 26-50	W-L RECORDS	RPI 51-100	RPI 101-150	RPI 150+				
2- 24	0- 1	0- 1	OVERALL	0- 0	0- 2	2- 20				
1- 10	0- 0	0- 0	HOME	0- 0	0- 1	1- 9				
1- 13	0- 1	0- 1	AWAY	0- 0	0- 1	1- 10				
0- 1	0- 0	0- 0	NEUTRAL	0- 0	0- 0	0- 1				
2- 11	0- 1	0- 1	NON-CONFERENCE	0- 0	0- 0	2- 9				
1- 4	0- 0	0- 0	HOME	0- 0	0- 0	1- 4				
1- 6	0- 1	0- 1	AWAY	0- 0	0- 0	1- 4				
0- 1	0- 0	0- 0	NEUTRAL	0- 0	0- 0	0- 1				
0- 13	0- 0	0- 0	CONFERENCE	0- 0	0- 2	0- 11				
0- 6	0- 0	0- 0	HOME	0- 0	0- 1	0- 5				
0- 7	0- 0	0- 0	AWAY	0- 0	0- 1	0- 6				
0- 0	0- 0	0- 0	NEUTRAL	0- 0	0- 0	0- 0				

RPI 1-25				RPI 26-50				RPI 51-100				RPI 101+				Team's RPI: 340	
RPI	S	Opponent	Score	RPI	S	Opponent	Score	RPI	S	Opponent	Score	RPI	S	Opponent	Score		
21	A	Kentucky	39 99	42	A	Georgia Tech	49 84					142	A	Mercer	55 71		
												142	H	Mercer	67 69		
												161	A	Tennessee Tech	58 77		
												162	A	Coastal Caro.	59 77		
												171	A	Chattanooga	58 72		
												176	N	North Ala.	66 89		
												188	A	UNC Asheville	49 74		
												191	H	N.C. A&T	51 69		
												211	A	Furman	55 65		
												211	H	Furman	28 53		
												215	H	Campbell	37 63		
												248	A	ETSU	80 88		
												248	H	ETSU	41 72		
												251	H	Gardner-Webb	52 62		
												272	A	Wofford	65 91		
												272	H	Wofford	55 63		
												279	A	Samford	43 58		
												279	H	Samford	42 75		
												293	A	Winthrop	65 57		
												298	A	UNC Greensboro	59 71		
												298	H	UNC Greensboro	42 66		
												302	H	South Carolina St.	39 54		
												318	A	NJIT	71 79		
												341	H	USC Upstate	68 64		
LAST 12 Division I GAMES:																	
248	H	ETSU	41 72	248	A	ETSU	80 88										
298	H	UNC Greensboro	42 66	171	A	Chattanooga	58 72										
142	A	Mercer	55 71	298	A	UNC Greensboro	59 71										
279	A	Samford	43 58	279	H	Samford	42 75										
272	H	Wofford	55 63	142	H	Mercer	67 69										
211	H	Furman	28 53	211	A	Furman	55 65										

Non-Div I Games: North Greenville 71 44 Young Harris 63 54

Western Caro.

Loss, Non-Conf, S Site, H Home A Away N Neutral

Average RPI Win:	274	WON-LOST	WINNING	LAST 10	STRENGTH OF	OPP. STRENGTH	TEAM	ADJ.	CONF.	ADJ CONF.
Average RPI Loss:	135	RECORD	PCT. RANK	GAMES	SCHEDULE	OF SCHEDULE	RPI	RPI	RPI	RPI
DIV. I ONLY	10- 16	236	0- 1	174	234	233	233	19	19	
DIV. I NON-CONF.	2- 9	297	0- 0	84	208	262	262	19	19	
TOTALS	RPI 1-25	RPI 26-50	W-L RECORDS	RPI 51-100	RPI 101-150	RPI 150+				
10- 16	0- 1	0- 4	OVERALL	0- 2	0- 1	10- 8				
6- 5	0- 1	0- 3	HOME	0- 0	0- 0	6- 1				
3- 8	0- 0	0- 1	AWAY	0- 2	0- 0	3- 5				
1- 3	0- 0	0- 0	NEUTRAL	0- 0	0- 1	1- 2				
2- 9	0- 1	0- 1	NON-CONFERENCE	0- 2	0- 1	2- 4				
1- 2	0- 1	0- 1	HOME	0- 0	0- 0	1- 0				
0- 4	0- 0	0- 0	AWAY	0- 2	0- 0	0- 2				
1- 3	0- 0	0- 0	NEUTRAL	0- 0	0- 1	1- 2				
8- 7	0- 0	0- 3	CONFERENCE	0- 0	0- 0	8- 4				
5- 3	0- 0	0- 2	HOME	0- 0	0- 0	5- 1				
3- 4	0- 0	0- 1	AWAY	0- 0	0- 0	3- 3				
0- 0	0- 0	0- 0	NEUTRAL	0- 0	0- 0	0- 0				

RPI 1-25				RPI 26-50				RPI 51-100				RPI 101+ Team's RPI: 233			
RPI	S	Opponent	Score	RPI	S	Opponent	Score	RPI	S	Opponent	Score	RPI	S	Opponent	Score
23	H	Drake	71 98	27	H	Missouri	64 89	63	A	Butler	51 92	103	N	Northern Ill.	61 86
				29	H	South Dakota St.	84 93	78	A	Purdue	60 81	156	A	Denver	85 94
				35	A	South Dakota	49 92					156	H	Denver	87 78
				35	H	South Dakota	61 83					160	A	Bradley	68 82
												169	A	Oral Roberts	64 68
												169	H	Oral Roberts	85 92
												211	N	Furman	85 78
												232	A	Southeast Mo. St.	71 81
												249	A	North Dakota	92 80
												249	H	North Dakota	111 90
												256	H	Austin Peay	77 72
												280	N	UTEP	72 84
												287	N	Eastern Ill.	62 64
												310	A	North Dakota St.	60 68
												310	H	North Dakota St.	82 70
												320	A	Omaha	79 67
												320	H	Omaha	78 70
												334	A	Purdue Fort Wayne	90 61
												334	H	Purdue Fort Wayne	73 59
LAST 12 Division I GAMES:															
156	A	Denver	85 94	249	H	North Dakota	111 90								
169	H	Oral Roberts	85 92	35	A	South Dakota	49 92								
35	H	South Dakota	61 83	334	H	Purdue Fort Wayne	73 59								
320	A	Omaha	79 67	320	H	Omaha	78 70								
334	A	Purdue Fort Wayne	90 61	249	A	North Dakota	92 80								
310	H	North Dakota St.	82 70	310	A	North Dakota St.	60 68								

Non-Div I Games: MacMurray 136 39 William Woods 81 73

Western Ill.

Loss, Non-Conf, S Site, H Home A Away N Neutral

Average RPI Win:	213	WON-LOST	WINNING	LAST 10	STRENGTH OF	OPP. STRENGTH	TEAM	ADJ.	CONF.	ADJ CONF.
Average RPI Loss:	74	RECORD	PCT. RANK	GAMES	SCHEDULE	OF SCHEDULE	RPI	RPI	RPI	RPI
DIV. I ONLY	13- 13	170	0- 1	67	80	121	121	14	14	
DIV. I NON-CONF.	4- 8	241	0- 1	31	3	128	128	17	17	
TOTALS	RPI 1-25	RPI 26-50	W-L RECORDS	RPI 51-100	RPI 101-150	RPI 150+				
13- 13	0- 6	0- 1	OVERALL	2- 1	2- 2	9- 3				
6- 6	0- 2	0- 1	HOME	1- 0	2- 0	3- 3				
6- 5	0- 2	0- 0	AWAY	1- 1	0- 2	5- 0				
1- 2	0- 2	0- 0	NEUTRAL	0- 0	0- 0	1- 0				
4- 8	0- 6	0- 0	NON-CONFERENCE	1- 0	1- 1	2- 1				
2- 3	0- 2	0- 0	HOME	0- 0	1- 0	1- 1				
1- 3	0- 2	0- 0	AWAY	1- 0	0- 1	0- 0				
1- 2	0- 2	0- 0	NEUTRAL	0- 0	0- 0	1- 0				
9- 5	0- 0	0- 1	CONFERENCE	1- 1	1- 1	7- 2				
4- 3	0- 0	0- 1	HOME	1- 0	1- 0	2- 2				
5- 2	0- 0	0- 0	AWAY	0- 1	0- 1	5- 0				
0- 0	0- 0	0- 0	NEUTRAL	0- 0	0- 0	0- 0				

RPI	S	Opponent	Score	RPI	S	Opponent	Score	RPI	S	Opponent	Score	RPI	S	Opponent	Score	Team's RPI: 121
1	A	Notre Dame	53 94	31	H	Rice	46 68	60	A	Middle Tenn.	69 81	104	A	UAB	63 70	
3	H	Louisville	80 102					72	A	Little Rock	68 56	118	H	Charlotte	76 58	
8	H	Iowa	67 104					90	H	Old Dominion	75 60	131	A	Oklahoma	83 90	
13	N	Gonzaga	55 76									150	H	Southern Ill.	83 76	
20	N	Oregon St.	60 74									172	H	Louisiana Tech	81 76	
25	A	Central Mich.	90 108									175	H	North Texas	67 76	
												181	H	Southern Miss.	56 69	
												203	A	Marshall	69 66	
												203	H	Marshall	85 55	
												208	H	Ball St.	83 86	
												248	N	ETSU	82 68	
												280	A	UTEP	64 61	
												305	A	Fla. Atlantic	81 50	
												307	A	UTSA	81 62	
												308	H	Morgan St.	90 43	
												315	A	FIU	94 82	
LAST 12 Division I GAMES:																
13	N	Gonzaga	55 76	31	H	Rice	46 68	280	A	UTEP	64 61	172	H	Louisiana Tech	81 76	
248	N	ETSU	82 68	280	A	UTEP	64 61	307	A	UTSA	81 62	181	H	Southern Miss.	56 69	
203	A	Marshall	69 66	307	A	UTSA	81 62	305	A	Fla. Atlantic	81 50					
104	A	UAB	63 70													
60	A	Middle Tenn.	69 81													
175	H	North Texas	67 76													

Non-Div I Games: Union (TN) 77 65 Bellarmine 95 57

Western Ky.

Loss, Non-Conf, S Site, H Home A Away N Neutral

Average RPI Win:	286	WON-LOST	WINNING	LAST 10	STRENGTH OF	OPP. STRENGTH	TEAM	ADJ.	CONF.	ADJ CONF.
Average RPI Loss:	114	RECORD	PCT. RANK	GAMES	SCHEDULE	OF SCHEDULE	RPI	RPI	RPI	RPI
DIV. I ONLY	8- 17	271	0- 1	230	129	268	268	7	7	
DIV. I NON-CONF.	5- 5	162	0- 0	350	287	327	327	9	9	
TOTALS	RPI 1-25	RPI 26-50	W-L RECORDS	RPI 51-100	RPI 101-150	RPI 150+				
8- 17	0- 1	0- 4	OVERALL	0- 4	0- 4	8- 4				
3- 9	0- 1	0- 3	HOME	0- 2	0- 2	3- 1				
4- 7	0- 0	0- 1	AWAY	0- 2	0- 2	4- 2				
1- 1	0- 0	0- 0	NEUTRAL	0- 0	0- 0	1- 1				
5- 5	0- 0	0- 1	NON-CONFERENCE	0- 0	0- 1	5- 3				
2- 3	0- 0	0- 1	HOME	0- 0	0- 1	2- 1				
2- 1	0- 0	0- 0	AWAY	0- 0	0- 0	2- 1				
1- 1	0- 0	0- 0	NEUTRAL	0- 0	0- 0	1- 1				
3- 12	0- 1	0- 3	CONFERENCE	0- 4	0- 3	3- 1				
1- 6	0- 1	0- 2	HOME	0- 2	0- 1	1- 0				
2- 6	0- 0	0- 1	AWAY	0- 2	0- 2	2- 1				
0- 0	0- 0	0- 0	NEUTRAL	0- 0	0- 0	0- 0				

RPI 1-25				RPI 26-50				RPI 51-100				RPI 101+ Team's RPI: 268			
RPI	S	Opponent	Score	RPI	S	Opponent	Score	RPI	S	Opponent	Score	RPI	S	Opponent	Score
25	H	Central Mich.	53 87	37	H	Buffalo	59 61	75	A	Kent St.	51 55	103	A	Northern Ill.	64 77
				39	A	Ohio	56 70	75	H	Kent St.	52 56	133	H	New Mexico St.	54 66
				45	H	Miami (OH)	62 81	89	A	Toledo	63 73	141	A	Akron	62 69
				46	H	Michigan	42 79	89	H	Toledo	57 80	141	H	Akron	59 72
												201	A	Eastern Mich.	61 64
												201	H	Eastern Mich.	71 68
												208	A	Ball St.	65 62
												212	A	Ole Miss	66 69
												224	A	Bowling Green	84 82
												244	H	Loyola Chicago	53 64
												249	N	North Dakota	50 62
												305	A	Fla. Atlantic	69 59
												332	A	Detroit Mercy	54 44
												333	H	Eastern Ky.	64 53
												334	H	Purdue Fort Wayne	69 61
												348	N	Florida A&M	69 50
LAST 12 Division I GAMES:															
				89	A	Toledo	63 73	75	A	Kent St.	51 55				
				201	H	Eastern Mich.	71 68	45	H	Miami (OH)	62 81				
				75	H	Kent St.	52 56	103	A	Northern Ill.	64 77				
				39	A	Ohio	56 70	208	A	Ball St.	65 62				
				25	H	Central Mich.	53 87	37	H	Buffalo	59 61				
				141	A	Akron	62 69	89	H	Toledo	57 80				

Non-Div I Games: Saginaw Valley 75 51

Western Mich.

Average RPI Win:	222	WON-LOST	WINNING	LAST 10	STRENGTH OF	OPP. STRENGTH	TEAM	ADJ.	CONF.	ADJ CONF.
Average RPI Loss:	122	RECORD	PCT. RANK	GAMES	SCHEDULE	OF SCHEDULE	RPI	RPI	RPI	RPI
DIV. I ONLY	11- 16	227	0- 1	173	118	246	246	9	9	
DIV. I NON-CONF.	7- 6	153	0- 1	233	230	250	250	8	8	
TOTALS	RPI 1-25	RPI 26-50	W-L RECORDS	RPI 51-100	RPI 101-150	RPI 150+				
11- 16	0- 2	0- 1	OVERALL	1- 2	0- 6	10- 5				
9- 8	0- 2	0- 0	HOME	1- 1	0- 2	8- 3				
2- 5	0- 0	0- 0	AWAY	0- 1	0- 2	2- 2				
0- 3	0- 0	0- 1	NEUTRAL	0- 0	0- 2	0- 0				
7- 6	0- 0	0- 1	NON-CONFERENCE	1- 1	0- 3	6- 1				
7- 3	0- 0	0- 0	HOME	1- 1	0- 1	6- 1				
0- 0	0- 0	0- 0	AWAY	0- 0	0- 0	0- 0				
0- 3	0- 0	0- 1	NEUTRAL	0- 0	0- 2	0- 0				
4- 10	0- 2	0- 0	CONFERENCE	0- 1	0- 3	4- 4				
2- 5	0- 2	0- 0	HOME	0- 0	0- 1	2- 2				
2- 5	0- 0	0- 0	AWAY	0- 1	0- 2	2- 2				
0- 0	0- 0	0- 0	NEUTRAL	0- 0	0- 0	0- 0				

RPI	S	Opponent	Score	RPI	S	Opponent	Score	RPI	S	Opponent	Score	RPI	S	Opponent	Score	Team's RPI: 246
6	H	UConn	47 84	35	N	South Dakota	64 73	57	H	Missouri St.	63 60	101	H	Houston	58 66	
18	H	UCF	49 57					85	A	Cincinnati	54 82	113	N	Northwestern	43 65	
								93	H	Creighton	71 83	123	A	South Fla.	46 55	
												128	H	Oklahoma St.	47 60	
												146	N	Washington St.	59 85	
												148	A	Tulsa	49 63	
												161	H	Tennessee Tech	45 55	
												164	A	Tulane	62 44	
												166	H	Temple	40 65	
												172	H	Louisiana Tech	70 56	
												184	H	Sam Houston St.	63 55	
												200	H	Grambling	70 61	
												206	A	Memphis	57 48	
												206	H	Memphis	50 71	
												209	A	SMU	50 78	
												209	H	SMU	53 42	
												221	A	East Carolina	56 78	
												221	H	East Carolina	57 47	
												337	H	Houston Baptist	68 50	
												345	H	Ark.-Pine Bluff	76 39	
												349	H	Savannah St.	66 50	
LAST 12 Division I GAMES:																
146	N	Washington St.	59 85	206	A	Memphis	57 48									
6	H	UConn	47 84	166	H	Temple	40 65									
123	A	South Fla.	46 55	221	H	East Carolina	57 47									
18	H	UCF	49 57	164	A	Tulane	62 44									
209	H	SMU	53 42	101	H	Houston	58 66									
85	A	Cincinnati	54 82	209	A	SMU	50 78									

Non-Div I Games:

Wichita St.

■ Loss,
 ■ Non-Conf,
 ■ S Site,
 ■ H Home
 ■ A Away
 N Neutral

William & Mary

Through Games Of March 1, 2019

Average RPI Win:	210	WON-LOST	WINNING	LAST 10	STRENGTH OF	OPP. STRENGTH	TEAM	ADJ.	CONF.	ADJ CONF.
Average RPI Loss:	131	RECORD	PCT. RANK	GAMES	SCHEDULE	OF SCHEDULE	RPI	RPI	RPI	RPI
DIV. I ONLY	13- 13	170	1- 0	124	181	155	155	10	10	
DIV. I NON-CONF.	7- 4	108	0- 0	189	298	119	119	10	10	
TOTALS	RPI 1-25	RPI 26-50	W-L RECORDS	RPI 51-100	RPI 101-150	RPI 150+				
13- 13	0- 0	0- 2	OVERALL	1- 2	2- 5	10- 4				
6- 6	0- 0	0- 1	HOME	0- 1	1- 2	5- 2				
7- 7	0- 0	0- 1	AWAY	1- 1	1- 3	5- 2				
0- 0	0- 0	0- 0	NEUTRAL	0- 0	0- 0	0- 0				
7- 4	0- 0	0- 0	NON-CONFERENCE	0- 1	0- 2	7- 1				
4- 1	0- 0	0- 0	HOME	0- 0	0- 1	4- 0				
3- 3	0- 0	0- 0	AWAY	0- 1	0- 1	3- 1				
0- 0	0- 0	0- 0	NEUTRAL	0- 0	0- 0	0- 0				
6- 9	0- 0	0- 2	CONFERENCE	1- 1	2- 3	3- 3				
2- 5	0- 0	0- 1	HOME	0- 1	1- 1	1- 2				
4- 4	0- 0	0- 1	AWAY	1- 0	1- 2	2- 1				
0- 0	0- 0	0- 0	NEUTRAL	0- 0	0- 0	0- 0				

RPI S	Opponent	Score	RPI S	Opponent	Score	RPI S	Opponent	Score	RPI S	Opponent	Score	Team's RPI: 155
36	A James Madison	48 65	36	H James Madison	65 78	77	A Drexel	77 72	106	H VCU	55 72	
						77	H Drexel	58 62	108	A Northeastern	74 88	
						90	A Old Dominion	69 83	110	A Towson	80 69	
									110	H Towson	75 82	
									114	A Hartford	45 50	
									125	A UNCW	58 66	
									125	H UNCW	70 64	
									152	H Delaware	59 70	
									157	A Davidson	65 76	
									193	H George Washington	73 59	
									219	A Elon	64 59	
									219	H Elon	65 60	
									220	H Howard	88 75	
									221	H East Carolina	63 43	
									222	A Hofstra	60 55	
									263	A Norfolk St.	55 44	
									275	H Richmond	65 55	
									292	A Fairfield	60 54	
									295	A Col. of Charleston	77 79	
									295	H Col. of Charleston	54 66	
									296	A Loyola Maryland	65 49	
LAST 12 Division I GAMES:												
77	A Drexel	77 72	77	H Drexel	58 62							
36	H James Madison	65 78	152	H Delaware	59 70							
110	H Towson	75 82	110	A Towson	80 69							
219	A Elon	64 59	36	A James Madison	48 65							
125	A UNCW	58 66	219	H Elon	65 60							
295	A Col. of Charleston	77 79	295	H Col. of Charleston	54 66							

Non-Div I Games:

William & Mary

Loss, Non-Conf, S Site, H Home A Away N Neutral

Winthrop

Through Games Of March 1, 2019

Average RPI Win:	291	WON-LOST	WINNING	LAST 10	STRENGTH OF	OPP. STRENGTH	TEAM	ADJ.	CONF.	ADJ CONF.
Average RPI Loss:	200	RECORD	PCT. RANK	GAMES	SCHEDULE	OF SCHEDULE	RPI	RPI	RPI	RPI
DIV. I ONLY	10- 15	230	0- 1	332	320	293	293	28	28	
DIV. I NON-CONF.	4- 6	212	0- 0	320	329	283	283	29	29	
TOTALS	RPI 1-25	RPI 26-50	W-L RECORDS	RPI 51-100	RPI 101-150	RPI 150+				
10- 15	0- 0	0- 1	OVERALL	0- 3	0- 1	10- 10				
5- 6	0- 0	0- 0	HOME	0- 1	0- 0	5- 5				
5- 9	0- 0	0- 1	AWAY	0- 2	0- 1	5- 5				
0- 0	0- 0	0- 0	NEUTRAL	0- 0	0- 0	0- 0				
4- 6	0- 0	0- 1	NON-CONFERENCE	0- 1	0- 0	4- 4				
2- 1	0- 0	0- 0	HOME	0- 0	0- 0	2- 1				
2- 5	0- 0	0- 1	AWAY	0- 1	0- 0	2- 3				
0- 0	0- 0	0- 0	NEUTRAL	0- 0	0- 0	0- 0				
6- 9	0- 0	0- 0	CONFERENCE	0- 2	0- 1	6- 6				
3- 5	0- 0	0- 0	HOME	0- 1	0- 0	3- 4				
3- 4	0- 0	0- 0	AWAY	0- 1	0- 1	3- 2				
0- 0	0- 0	0- 0	NEUTRAL	0- 0	0- 0	0- 0				

RPI S	Opponent	Score	RPI S	Opponent	Score	RPI S	Opponent	Score	RPI S	Opponent	Score	Team's RPI: 293
36	A James Madison	39 56	80	A Radford	49 70	124	A High Point	54 56				
			80	H Radford	57 79	187	A Wisconsin	41 76				
			98	A Georgia	39 85	188	A UNC Asheville	36 70				
						188	H UNC Asheville	43 55				
						197	H Hampton	63 84				
						215	A Campbell	59 46				
						219	H Elon	58 57				
						251	A Gardner-Webb	64 62				
						251	H Gardner-Webb	52 65				
						272	A Wofford	53 70				
						284	A Ga. Southern	55 64				
						294	H Charleston So.	57 52				
						295	A Col. of Charleston	71 64				
						302	A South Carolina St.	58 50				
						331	A Presbyterian	62 54				
						331	H Presbyterian	55 52				
						336	H Longwood	77 69				
						338	H N.C. Central	66 41				
						340	H Western Caro.	57 65				
						341	A USC Upstate	49 58				
						341	H USC Upstate	50 76				
LAST 12 Division I GAMES:												
341	A USC Upstate	49 58	124	A High Point	54 56							
80	H Radford	57 79	331	H Presbyterian	55 52							
188	H UNC Asheville	43 55	197	H Hampton	63 84							
251	H Gardner-Webb	52 65	251	A Gardner-Webb	64 62							
331	A Presbyterian	62 54	215	A Campbell	59 46							
188	A UNC Asheville	36 70	80	A Radford	49 70							

Non-Div I Games: Newberry

63 67

Winthrop

Loss, Non-Conf, S Site, H Home A Away N Neutral

Average RPI Win:	204	WON-LOST	WINNING	LAST 10	STRENGTH OF	OPP. STRENGTH	TEAM	ADJ.	CONF.	ADJ CONF.
Average RPI Loss:	83	RECORD	PCT. RANK	GAMES	SCHEDULE	OF SCHEDULE	RPI	RPI	RPI	RPI
DIV. I ONLY	13- 16	204	0- 1	150	76	187	187	4	4	
DIV. I NON-CONF.	9- 3	61	0- 0	306	236	167	167	6	6	
TOTALS	RPI 1-25	RPI 26-50	W-L RECORDS	RPI 51-100	RPI 101-150	RPI 150+				
13- 16	0- 2	1- 3	OVERALL	2- 5	2- 5	8- 1				
10- 6	0- 0	1- 2	HOME	2- 2	1- 2	6- 0				
1- 9	0- 2	0- 1	AWAY	0- 2	0- 3	1- 1				
2- 1	0- 0	0- 0	NEUTRAL	0- 1	1- 0	1- 0				
9- 3	0- 0	0- 0	NON-CONFERENCE	0- 3	2- 0	7- 0				
6- 1	0- 0	0- 0	HOME	0- 1	1- 0	5- 0				
1- 1	0- 0	0- 0	AWAY	0- 1	0- 0	1- 0				
2- 1	0- 0	0- 0	NEUTRAL	0- 1	1- 0	1- 0				
4- 13	0- 2	1- 3	CONFERENCE	2- 2	0- 5	1- 1				
4- 5	0- 0	1- 2	HOME	2- 1	0- 2	1- 0				
0- 8	0- 2	0- 1	AWAY	0- 1	0- 3	0- 1				
0- 0	0- 0	0- 0	NEUTRAL	0- 0	0- 0	0- 0				

RPI	S	Opponent	Score	RPI	S	Opponent	Score	RPI	S	Opponent	Score	RPI	S	Opponent	Score	Team's RPI: 187
8	A	Iowa	53 71	26	A	Rutgers	53 73	68	A	Green Bay	46 55	105	A	Minnesota	56 74	
14	A	Maryland	57 75	40	H	Michigan St.	79 62	74	A	Ohio St.	68 70	105	H	Minnesota	50 78	
				46	H	Michigan	70 76	74	H	Ohio St.	50 61	113	A	Northwestern	46 72	
				49	H	Indiana	68 75	78	H	Purdue	76 69	122	N	Pittsburgh	57 42	
								82	H	Duke	53 60	127	A	Penn St.	64 71	
								87	H	Nebraska	70 69	127	H	Penn St.	59 65	
								99	N	Arkansas	68 69	138	H	IUPUI	65 64	
												192	A	Milwaukee	68 57	
												203	H	Marshall	67 49	
												214	A	Illinois	68 78	
												214	H	Illinois	75 67	
												293	H	Winthrop	76 41	
												301	N	Tennessee St.	58 53	
												310	H	North Dakota St.	64 53	
												324	H	Evansville	96 60	
												350	H	Chicago St.	85 38	
LAST 12 Division I GAMES:																
74	H	Ohio St.	50 61	46	H	Michigan	70 76									
26	A	Rutgers	53 73	14	A	Maryland	57 75									
214	H	Illinois	75 67	87	H	Nebraska	70 69									
74	A	Ohio St.	68 70	127	H	Penn St.	59 65									
40	H	Michigan St.	79 62	113	A	Northwestern	46 72									
214	A	Illinois	68 78	105	H	Minnesota	50 78									

Non-Div I Games:

Wisconsin

 Loss,
 Non-Conf,
 S Site,
 H Home
 A Away
N Neutral

Wofford

Through Games Of March 1, 2019

Average RPI Win:	279	WON-LOST	WINNING	LAST 10	STRENGTH OF	OPP. STRENGTH	TEAM	ADJ.	CONF.	ADJ CONF.
Average RPI Loss:	197	RECORD	PCT. RANK	GAMES	SCHEDULE	OF SCHEDULE	RPI	RPI	RPI	RPI
DIV. I ONLY	12- 13	189	0- 1	348	235	272	272	27	27	
DIV. I NON-CONF.	5- 7	206	0- 0	319	246	253	253	24	24	
TOTALS	RPI 1-25	RPI 26-50	W-L RECORDS	RPI 51-100	RPI 101-150	RPI 150+				
12- 13	0- 0	0- 1	OVERALL	0- 1	0- 3	12- 8				
9- 1	0- 0	0- 0	HOME	0- 0	0- 1	9- 0				
3- 12	0- 0	0- 1	AWAY	0- 1	0- 2	3- 8				
0- 0	0- 0	0- 0	NEUTRAL	0- 0	0- 0	0- 0				
5- 7	0- 0	0- 1	NON-CONFERENCE	0- 1	0- 2	5- 3				
3- 0	0- 0	0- 0	HOME	0- 0	0- 0	3- 0				
2- 7	0- 0	0- 1	AWAY	0- 1	0- 2	2- 3				
0- 0	0- 0	0- 0	NEUTRAL	0- 0	0- 0	0- 0				
7- 6	0- 0	0- 0	CONFERENCE	0- 0	0- 1	7- 5				
6- 1	0- 0	0- 0	HOME	0- 0	0- 1	6- 0				
1- 5	0- 0	0- 0	AWAY	0- 0	0- 0	1- 5				
0- 0	0- 0	0- 0	NEUTRAL	0- 0	0- 0	0- 0				

RPI S	Opponent	Score	RPI S	Opponent	Score	RPI S	Opponent	Score	RPI S	Opponent	Score	Team's RPI: 272
42	A Georgia Tech	40 81	52	A Clemson	77 85	118	A Charlotte	63 85	142	H Mercer	79 81	
						149	A Appalachian St.	70 94	171	A Chattanooga	82 89	
						171	H Chattanooga	64 60	188	A UNC Asheville	46 60	
						211	A Furman	50 63	211	H Furman	84 75	
						248	A ETSU	79 92	248	H ETSU	77 74	
						251	H Gardner-Webb	59 53	279	A Samford	62 79	
						279	H Samford	71 62	284	A Ga. Southern	81 65	
						293	H Winthrop	70 53	295	H Col. of Charleston	78 58	
						298	A UNC Greensboro	61 77	298	H UNC Greensboro	93 66	
						331	A Presbyterian	50 61	336	A Longwood	101 72	
						338	A N.C. Central	59 66	340	A Western Caro.	63 55	
						340	H Western Caro.	91 65				
LAST 12 Division I GAMES:												
279	A Samford	62 79	279	H Samford	71 62							
211	H Furman	84 75	142	H Mercer	79 81							
171	H Chattanooga	64 60	211	A Furman	50 63							
248	H ETSU	77 74	248	A ETSU	79 92							
340	A Western Caro.	63 55	171	A Chattanooga	82 89							
298	A UNC Greensboro	61 77	298	H UNC Greensboro	93 66							

Non-Div I Games: Warren Wilson 107 30 Southern Wesleyan 110 47 Brevard 106 52

Wofford

Loss, Non-Conf, S Site, H Home A Away N Neutral

Average RPI Win: 215	WON-LOST	WINNING	LAST 10	STRENGTH OF	OPP. STRENGTH	TEAM	ADJ.	CONF.	ADJ CONF.
Average RPI Loss: 112	RECORD	PCT. RANK	GAMES	SCHEDULE	OF SCHEDULE	RPI	RPI	RPI	RPI
DIV. I ONLY	22- 6	28	1- 0	194	210	67	67	20	20
DIV. I NON-CONF.	7- 4	108	0- 0	79	153	57	57	18	18
TOTALS	RPI 1-25	RPI 26-50	W-L RECORDS	RPI 51-100	RPI 101-150	RPI 150+			
22- 6	0- 0	0- 1	OVERALL	3- 2	4- 2	15- 1			
10- 1	0- 0	0- 0	HOME	2- 1	2- 0	6- 0			
8- 5	0- 0	0- 1	AWAY	0- 1	1- 2	7- 1			
4- 0	0- 0	0- 0	NEUTRAL	1- 0	1- 0	2- 0			
7- 4	0- 0	0- 1	NON-CONFERENCE	2- 1	1- 1	4- 1			
1- 1	0- 0	0- 0	HOME	1- 1	0- 0	0- 0			
2- 3	0- 0	0- 1	AWAY	0- 0	0- 1	2- 1			
4- 0	0- 0	0- 0	NEUTRAL	1- 0	1- 0	2- 0			
15- 2	0- 0	0- 0	CONFERENCE	1- 1	3- 1	11- 0			
9- 0	0- 0	0- 0	HOME	1- 0	2- 0	6- 0			
6- 2	0- 0	0- 0	AWAY	0- 1	1- 1	5- 0			
0- 0	0- 0	0- 0	NEUTRAL	0- 0	0- 0	0- 0			

RPI 1-25			RPI 26-50			RPI 51-100			Team's RPI: 67			RPI 101+			
RPI	S	Opponent	Score	RPI	S	Opponent	Score	RPI	S	Opponent	Score	RPI	S	Opponent	Score
40	A	Michigan St.	68 84	62	H	Belmont	63 79	118	A	Charlotte	85 88				
				68	A	Green Bay	37 56	119	A	Youngstown St.	68 83				
				68	H	Green Bay	85 67	119	H	Youngstown St.	70 65				
				75	H	Kent St.	61 55	129	N	Marist	76 60				
				77	N	Drexel	71 63	138	A	IUPUI	78 75				
								138	H	IUPUI	66 59				
								192	A	Milwaukee	73 69				
								192	H	Milwaukee	61 57				
								199	A	UNLV	68 52				
								202	N	Stetson	57 44				
								222	N	Hofstra	93 64				
								240	A	Northern Ky.	61 55				
								240	H	Northern Ky.	78 56				
								264	A	CSU Bakersfield	74 76				
								276	A	Manhattan	60 44				
								285	A	Cleveland St.	70 65				
								285	H	Cleveland St.	78 52				
								313	H	Oakland	69 58				
								332	A	Detroit Mercy	76 73				
								332	H	Detroit Mercy	78 59				
								339	A	UIC	79 46				
								339	H	UIC	72 47				
LAST 12 Division I GAMES:															
332	A	Detroit Mercy	76 73	138	H	IUPUI	66 59								
119	H	Youngstown St.	70 65	339	H	UIC	72 47								
285	H	Cleveland St.	78 52	332	H	Detroit Mercy	78 59								
240	H	Northern Ky.	78 56	313	H	Oakland	69 58								
68	A	Green Bay	37 56	285	A	Cleveland St.	70 65								
192	A	Milwaukee	73 69	119	A	Youngstown St.	68 83								

Non-Div I Games: Kentucky St. 83 53

Wright St.

Wyoming

Through Games Of March 1, 2019

Average RPI Win:	181	WON-LOST	WINNING	LAST 10	STRENGTH OF	OPP. STRENGTH	TEAM	ADJ.	CONF.	ADJ CONF.
Average RPI Loss:	89	RECORD	PCT. RANK	GAMES	SCHEDULE	OF SCHEDULE	RPI	RPI	RPI	RPI
DIV. I ONLY	16- 6	54	0- 1	97	122	54	54	15	15	
DIV. I NON-CONF.	5- 2	82	0- 0	24	57	21	21	13	13	
TOTALS	RPI 1-25	RPI 26-50	W-L RECORDS	RPI 51-100	RPI 101-150	RPI 150+				
16- 6	0- 0	1- 0	OVERALL	3- 5	1- 0	11- 1				
10- 2	0- 0	1- 0	HOME	2- 2	1- 0	6- 0				
5- 4	0- 0	0- 0	AWAY	1- 3	0- 0	4- 1				
1- 0	0- 0	0- 0	NEUTRAL	0- 0	0- 0	1- 0				
5- 2	0- 0	1- 0	NON-CONFERENCE	1- 2	1- 0	2- 0				
4- 0	0- 0	1- 0	HOME	1- 0	1- 0	1- 0				
0- 2	0- 0	0- 0	AWAY	0- 2	0- 0	0- 0				
1- 0	0- 0	0- 0	NEUTRAL	0- 0	0- 0	1- 0				
11- 4	0- 0	0- 0	CONFERENCE	2- 3	0- 0	9- 1				
6- 2	0- 0	0- 0	HOME	1- 2	0- 0	5- 0				
5- 2	0- 0	0- 0	AWAY	1- 1	0- 0	4- 1				
0- 0	0- 0	0- 0	NEUTRAL	0- 0	0- 0	0- 0				

RPI S	Opponent	Score	RPI S	Opponent	Score	RPI S	Opponent	Score	RPI S	Opponent	Score
			29	H South Dakota St.	77 70	51	H New Mexico	75 78	139	H Montana St.	66 58
						53	A Saint Mary's (CA)	84 90	156	H Denver	78 74
						55	A Boise St.	64 72	175	N North Texas	53 49
						55	H Boise St.	64 52	185	A Utah St.	42 50
						75	H Idaho	64 61	185	H Utah St.	53 35
						91	A Fresno St.	63 56	199	A UNLV	64 49
						91	H Fresno St.	64 66	199	H UNLV	90 62
						97	A Pacific	64 70	225	A Nevada	55 51
									242	H San Diego St.	87 45
									269	A Colorado St.	60 49
									269	H Colorado St.	56 32
									291	H Air Force	80 60
									304	A San Jose St.	70 56
LAST 12 Division I GAMES:											
91	H Fresno St.	64 66	291	H Air Force	80 60						
269	H Colorado St.	56 32	91	A Fresno St.	63 56						
199	A UNLV	64 49	55	H Boise St.	64 52						
225	A Nevada	55 51	304	A San Jose St.	70 56						
185	H Utah St.	53 35	51	H New Mexico	75 78						
269	A Colorado St.	60 49	185	A Utah St.	42 50						

Non-Div I Games: Chadron St. 80 33 UC-Colo. Springs 98 37

Wyoming

Loss, Non-Conf, S Site, H Home A Away N Neutral

Average RPI Win:	229	WON-LOST	WINNING	LAST 10	STRENGTH OF	OPP. STRENGTH	TEAM	ADJ.	CONF.	ADJ CONF.
Average RPI Loss:	70	RECORD	PCT. RANK	GAMES	SCHEDULE	OF SCHEDULE	RPI	RPI	RPI	RPI
DIV. I ONLY	11- 17	232	0- 1	105	83	194	194	6	6	
DIV. I NON-CONF.	9- 2	43	0- 0	285	317	137	137	4	4	
TOTALS	RPI 1-25	RPI 26-50	W-L RECORDS	RPI 51-100	RPI 101-150	RPI 150+				
11- 17	0- 4	0- 2	OVERALL	0- 6	3- 5	8- 0				
9- 8	0- 2	0- 1	HOME	0- 2	1- 3	8- 0				
2- 9	0- 2	0- 1	AWAY	0- 4	2- 2	0- 0				
0- 0	0- 0	0- 0	NEUTRAL	0- 0	0- 0	0- 0				
9- 2	0- 0	0- 0	NON-CONFERENCE	0- 1	1- 1	8- 0				
8- 1	0- 0	0- 0	HOME	0- 0	0- 1	8- 0				
1- 1	0- 0	0- 0	AWAY	0- 1	1- 0	0- 0				
0- 0	0- 0	0- 0	NEUTRAL	0- 0	0- 0	0- 0				
2- 15	0- 4	0- 2	CONFERENCE	0- 5	2- 4	0- 0				
1- 7	0- 2	0- 1	HOME	0- 2	1- 2	0- 0				
1- 8	0- 2	0- 1	AWAY	0- 3	1- 2	0- 0				
0- 0	0- 0	0- 0	NEUTRAL	0- 0	0- 0	0- 0				

RPI 1-25				RPI 26-50				RPI 51-100				RPI 101+ Team's RPI: 194			
RPI	S	Opponent	Score	RPI	S	Opponent	Score	RPI	S	Opponent	Score	RPI	S	Opponent	Score
12	A	Marquette	53 79	43	A	Villanova	71 75	63	A	Butler	38 63	105	H	Minnesota	53 78
12	H	Marquette	44 90	43	H	Villanova	63 68	63	H	Butler	41 63	107	A	St. John's (NY)	41 70
24	A	DePaul	48 81					81	A	Georgetown	61 68	107	H	St. John's (NY)	57 76
24	H	DePaul	71 73					85	A	Cincinnati	61 79	117	A	Providence	58 71
								93	A	Creighton	62 66	117	H	Providence	55 63
								93	H	Creighton	52 53	140	A	Seton Hall	80 76
												140	H	Seton Hall	63 62
												143	A	Wake Forest	62 50
												161	H	Tennessee Tech	70 60
												176	H	North Ala.	94 81
												224	H	Bowling Green	65 49
												260	H	Alabama St.	87 58
												290	H	New Orleans	61 45
												292	H	Fairfield	48 35
												343	H	Delaware St.	80 59
												350	H	Chicago St.	91 57
LAST 12 Division I GAMES:															
43	H	Villanova	63 68	107	A	St. John's (NY)	41 70								
12	A	Marquette	53 79	140	A	Seton Hall	80 76								
24	A	DePaul	48 81	24	H	DePaul	71 73								
93	H	Creighton	52 53	12	H	Marquette	44 90								
117	H	Providence	55 63	117	A	Providence	58 71								
63	A	Butler	38 63	93	A	Creighton	62 66								

Non-Div I Games:

Xavier

Average RPI Win:	226	WON-LOST	WINNING	LAST 10	STRENGTH OF	OPP. STRENGTH	TEAM	ADJ.	CONF.	ADJ CONF.
Average RPI Loss:	139	RECORD	PCT. RANK	GAMES	SCHEDULE	OF SCHEDULE	RPI	RPI	RPI	RPI
DIV. I ONLY	15- 11	132	1- 0	166	245	126	126	11	11	
DIV. I NON-CONF.	10- 5	91	1- 0	169	332	83	83	11	11	
TOTALS	RPI 1-25	RPI 26-50	W-L RECORDS	RPI 51-100	RPI 101-150	RPI 150+				
15- 11	0- 0	0- 0	OVERALL	2- 4	1- 3	12- 4				
7- 1	0- 0	0- 0	HOME	1- 0	0- 0	6- 1				
5- 10	0- 0	0- 0	AWAY	1- 4	1- 3	3- 3				
3- 0	0- 0	0- 0	NEUTRAL	0- 0	0- 0	3- 0				
10- 5	0- 0	0- 0	NON-CONFERENCE	0- 2	1- 3	9- 0				
3- 0	0- 0	0- 0	HOME	0- 0	0- 0	3- 0				
4- 5	0- 0	0- 0	AWAY	0- 2	1- 3	3- 0				
3- 0	0- 0	0- 0	NEUTRAL	0- 0	0- 0	3- 0				
5- 6	0- 0	0- 0	CONFERENCE	2- 2	0- 0	3- 4				
4- 1	0- 0	0- 0	HOME	1- 0	0- 0	3- 1				
1- 5	0- 0	0- 0	AWAY	1- 2	0- 0	0- 3				
0- 0	0- 0	0- 0	NEUTRAL	0- 0	0- 0	0- 0				

RPI 1-25			RPI 26-50			RPI 51-100				RPI 101+		Team's RPI: 126			
RPI	S	Opponent	Score	RPI	S	Opponent	Score	RPI	S	Opponent	Score	RPI	S	Opponent	Score
								59	A	Princeton	96 86	103	A	Northern Ill.	80 89
								66	A	Penn	48 54	107	A	St. John's (NY)	52 56
								79	A	SFA	57 67	117	A	Providence	42 59
								83	A	Harvard	69 83	119	A	Youngstown St.	58 56
								83	H	Harvard	65 62	179	N	Saint Louis	58 52
								85	A	Cincinnati	52 66	191	N	N.C. A&T	59 49
												198	A	Dartmouth	54 56
												198	H	Dartmouth	64 49
												204	A	Cornell	56 66
												204	H	Cornell	41 43
												230	H	Columbia	69 61
												247	H	Colgate	80 61
												267	N	Niagara	67 64
												281	A	Army West Point	62 51
												282	A	Brown	71 86
												282	H	Brown	84 72
												283	A	Vermont	58 55
												312	A	Wagner	74 41
												319	H	Central Conn. St.	58 46
												342	H	Saint Peter's	72 56
LAST 12 Division I GAMES:															
				191	N	N.C. A&T	59 49					204	H	Cornell	41 43
				79	A	SFA	57 67					230	H	Columbia	69 61
				267	N	Niagara	67 64					66	A	Penn	48 54
				204	A	Cornell	56 66					59	A	Princeton	96 86
				83	A	Harvard	69 83					198	H	Dartmouth	64 49
				198	A	Dartmouth	54 56					83	H	Harvard	65 62

Non-Div I Games:

Yale

■ Loss,
 ■ Non-Conf,
 ■ S Site,
 ■ Home
 ■ A Away
 N Neutral

Average RPI Win:	232	WON-LOST	WINNING	LAST 10	STRENGTH OF	OPP. STRENGTH	TEAM	ADJ.	CONF.	ADJ CONF.
Average RPI Loss:	119	RECORD	PCT. RANK	GAMES	SCHEDULE	OF SCHEDULE	RPI	RPI	RPI	RPI
DIV. I ONLY	18- 8	70	0- 1	224	227	119	119	20	20	
DIV. I NON-CONF.	6- 3	91	0- 0	83	224	71	71	18	18	
TOTALS	RPI 1-25	RPI 26-50	W-L RECORDS	RPI 51-100	RPI 101-150	RPI 150+				
18- 8	0- 0	0- 1	OVERALL	2- 3	3- 2	13- 2				
13- 1	0- 0	0- 0	HOME	2- 0	2- 1	9- 0				
5- 7	0- 0	0- 1	AWAY	0- 3	1- 1	4- 2				
0- 0	0- 0	0- 0	NEUTRAL	0- 0	0- 0	0- 0				
6- 3	0- 0	0- 1	NON-CONFERENCE	0- 1	2- 1	4- 0				
4- 1	0- 0	0- 0	HOME	0- 0	1- 1	3- 0				
2- 2	0- 0	0- 1	AWAY	0- 1	1- 0	1- 0				
0- 0	0- 0	0- 0	NEUTRAL	0- 0	0- 0	0- 0				
12- 5	0- 0	0- 0	CONFERENCE	2- 2	1- 1	9- 2				
9- 0	0- 0	0- 0	HOME	2- 0	1- 0	6- 0				
3- 5	0- 0	0- 0	AWAY	0- 2	0- 1	3- 2				
0- 0	0- 0	0- 0	NEUTRAL	0- 0	0- 0	0- 0				

RPI 1-25	RPI 26-50	RPI 51-100	RPI 101+	Team's RPI: 119
RPI S Opponent Score	RPI S Opponent Score	RPI S Opponent Score	RPI S Opponent Score	
	47 Bucknell 68 73	67 Wright St. 65 70	122 Pittsburgh 64 55	
		67 Wright St. 83 68	126 Yale 56 58	
		68 Green Bay 42 60	138 IUPUI 44 64	
		68 Green Bay 70 59	138 IUPUI 70 52	
		75 Kent St. 34 62	141 Akron 72 61	
			192 Milwaukee 68 71	
			192 Milwaukee 67 47	
			196 Robert Morris 69 59	
			231 Saint Francis (PA) 80 56	
			240 Northern Ky. 62 65	
			240 Northern Ky. 77 66	
			244 Loyola Chicago 74 63	
			277 Canisius 62 36	
			285 Cleveland St. 73 55	
			313 Oakland 69 55	
			313 Oakland 76 61	
			332 Detroit Mercy 85 59	
			332 Detroit Mercy 91 45	
			339 UIC 83 59	
			339 UIC 81 29	
LAST 12 Division I GAMES:				
	67 Wright St. 65 70	332 Detroit Mercy 91 45		
	240 Northern Ky. 62 65	313 Oakland 76 61		
	192 Milwaukee 67 47	285 Cleveland St. 73 55		
	68 Green Bay 70 59	240 Northern Ky. 77 66		
	339 UIC 83 59	67 Wright St. 83 68		
	138 IUPUI 44 64	68 Green Bay 42 60		

Non-Div I Games: Thiel 76 53 Carlow 90 31

Youngstown St.

Loss, Non-Conf, S Site, Home Away N Neutral