

Average RPI Win:	295	WON-LOST	WINNING	LAST 10	STRENGTH OF	OPP. STRENGTH	TEAM	ADJ.	CONF.	ADJ CONF.
Average RPI Loss:	182	RECORD	PCT. RANK	GAMES	SCHEDULE	OF SCHEDULE	RPI	RPI	RPI	RPI
DIV. I ONLY	13- 11	148	7- 3	324	342	234	234	26	26	
DIV. I NON-CONF.	3- 4	209	0- 0	235	349	242	242	26	26	
TOTALS	RPI 1-25	RPI 26-50	W-L RECORDS	RPI 51-100	RPI 101-999	RPI 201+				
13- 11	0- 0	0- 0	OVERALL	0- 2	13- 9	13- 5				
8- 3	0- 0	0- 0	HOME	0- 1	8- 2	8- 0				
3- 8	0- 0	0- 0	AWAY	0- 0	3- 1	3- 1				
2- 0	0- 0	0- 0	NEUTRAL	0- 0	2- 0	2- 0				
3- 4	0- 0	0- 0	NON-CONFERENCE	0- 0	3- 4	3- 2				
1- 1	0- 0	0- 0	HOME	0- 0	1- 1	1- 0				
0- 3	0- 0	0- 0	AWAY	0- 0	0- 3	0- 2				
2- 0	0- 0	0- 0	NEUTRAL	0- 0	2- 0	2- 0				
10- 7	0- 0	0- 0	CONFERENCE	0- 2	10- 5	10- 3				
7- 2	0- 0	0- 0	HOME	0- 1	7- 1	7- 0				
3- 5	0- 0	0- 0	AWAY	0- 1	3- 4	3- 3				
0- 0	0- 0	0- 0	NEUTRAL	0- 0	0- 0	0- 0				

RPI	S	Opponent	Score	RPI	S	Opponent	Score	RPI	S	Opponent	Score	RPI	S	Opponent	Score	Team's RPI: 234
92	A	Lamar University	59	65	92	H	Lamar University	31	70	109	A	SFA	58	59		
										117	H	Rice	56	67		
										119	H	Central Ark.	50	58		
										195	A	UTEP	49	69		
										221	A	New Mexico St.	61	70		
										223	A	New Orleans	49	66		
										223	H	New Orleans	75	68		
										230	H	Nicholls St.	76	55		
										240	A	Abilene Christian	59	61		
										240	H	Abilene Christian	70	51		
										243	N	Prairie View	72	62		
										279	A	McNeese	64	70		
										291	H	Southeastern La.	56	52		
										309	H	Houston Baptist	50	49		
										311	A	UTRGV	53	56		
										311	H	UTRGV	71	41		
										317	A	Incarnate Word	62	58		
										317	H	Incarnate Word	75	59		
										335	A	Sam Houston St.	67	57		
										335	H	Sam Houston St.	62	48		
										337	A	Northwestern St.	62	56		
										341	N	Florida A&M	58	55		
LAST 12 Division I GAMES:																
279	A	McNeese	64	70	335	H	Sam Houston St.	62	48							
317	H	Incarnate Word	75	59	317	A	Incarnate Word	62	58							
240	H	Abilene Christian	70	51	291	H	Southeastern La.	56	52							
92	A	Lamar University	59	65	309	H	Houston Baptist	50	49							
109	A	SFA	58	59	240	A	Abilene Christian	59	61							
223	H	New Orleans	75	68	230	H	Nicholls St.	76	55							

Non-Div I Games: Tex. A&M Int'l 53 34 St. Thomas Houston 72 42 McMurry 62 43 Texas Lutheran 87 56 A&M-Corpus Christi

Average RPI Win:	281	WON-LOST	WINNING	LAST 10	STRENGTH OF	OPP. STRENGTH	TEAM	ADJ.	CONF.	ADJ CONF.
Average RPI Loss:	153	RECORD	PCT. RANK	GAMES	SCHEDULE	OF SCHEDULE	RPI	RPI	RPI	RPI

DIV. I ONLY	11- 12	198	3- 7	264	304	240	240	26	26
DIV. I NON-CONF.	2- 4	239	0- 0	125	186	229	229	26	26
-----									
TOTALS	RPI 1-25	RPI 26-50	W-L RECORDS	RPI 51-100	RPI 101-999	RPI 201+			
11- 12	0- 0	0- 0	OVERALL	0- 2	11- 10	10- 4			
8- 3	0- 0	0- 0	HOME	0- 1	8- 2	7- 0			
2- 8	0- 0	0- 0	AWAY	0- 1	2- 7	2- 4			
1- 1	0- 0	0- 0	NEUTRAL	0- 0	1- 1	1- 0			
2- 4	0- 0	0- 0	NON-CONFERENCE	0- 1	2- 3	1- 1			
1- 1	0- 0	0- 0	HOME	0- 1	1- 0	0- 0			
0- 2	0- 0	0- 0	AWAY	0- 0	0- 2	0- 1			
1- 1	0- 0	0- 0	NEUTRAL	0- 0	1- 1	1- 0			
9- 8	0- 0	0- 0	CONFERENCE	0- 1	9- 7	9- 3			
7- 2	0- 0	0- 0	HOME	0- 0	7- 2	7- 0			
2- 6	0- 0	0- 0	AWAY	0- 1	2- 5	2- 3			
0- 0	0- 0	0- 0	NEUTRAL	0- 0	0- 0	0- 0			

RPI 1-25	RPI 26-50	RPI 51-100	RPI 101+	Team's RPI: 240
RPI S Opponent Score	RPI S Opponent Score	RPI S Opponent Score	RPI S Opponent Score	Score
		52 H FGCU 55 94	109 A SFA 55 66	
		92 A Lamar University 71 77	109 H SFA 52 78	
			119 A Central Ark. 45 63	
			119 H Central Ark. 61 73	
			136 N Radford 65 71	
			138 A Arkansas 65 79	
			148 H Idaho 82 72	
			209 A SMU 44 65	
			223 H New Orleans 80 70	
			230 A Nicholls St. 60 81	
			234 A A&M-Corpus Christi 51 70	
			234 H A&M-Corpus Christi 61 59	
			279 A McNeese 80 75	
			283 N Old Dominion 74 60	
			291 A Southeastern La. 76 78	
			291 H Southeastern La. 86 80	
			309 H Houston Baptist 80 68	
			317 H Incarnate Word 58 56	
			335 A Sam Houston St. 75 72	
			335 H Sam Houston St. 83 65	
			337 H Northwestern St. 80 41	
LAST 12 Division I GAMES:				
109 H SFA 52 78	335 A Sam Houston St. 75 72			
119 H Central Ark. 61 73	92 A Lamar University 71 77			
234 A A&M-Corpus Christi 51 70	234 H A&M-Corpus Christi 61 59			
291 A Southeastern La. 76 78	119 A Central Ark. 45 63			
317 H Incarnate Word 58 56	109 A SFA 55 66			
230 A Nicholls St. 60 81	337 H Northwestern St. 80 41			

Non-Div I Games:	Southwest (NM)	91 47	Schreiner	97 48	Howard Payne	88 46	Midwestern St.	88 67	Abilene Christian
------------------	----------------	-------	-----------	-------	--------------	-------	----------------	-------	-------------------

Average RPI Win:	228	WON-LOST	WINNING	LAST 10	STRENGTH OF	OPP. STRENGTH	TEAM	ADJ.	CONF.	ADJ CONF.
Average RPI Loss:	155	RECORD	PCT. RANK	GAMES	SCHEDULE	OF SCHEDULE	RPI	RPI	RPI	RPI
DIV. I ONLY	4- 23	328	3- 7	114	182	296	296	16	16	
DIV. I NON-CONF.	0- 10	337	0- 0	94	268	314	314	14	14	
-----										
TOTALS	RPI 1-25	RPI 26-50	W-L RECORDS	RPI 51-100	RPI 101-999	RPI 201+				
4- 23	0- 1	0- 0	OVERALL	1- 5	3- 17	3- 5				
3- 11	0- 1	0- 0	HOME	1- 2	2- 8	2- 1				
1- 12	0- 0	0- 0	AWAY	0- 3	1- 9	1- 4				
0- 0	0- 0	0- 0	NEUTRAL	0- 0	0- 0	0- 0				
0- 10	0- 1	0- 0	NON-CONFERENCE	0- 1	0- 8	0- 2				
0- 5	0- 1	0- 0	HOME	0- 0	0- 4	0- 0				
0- 5	0- 0	0- 0	AWAY	0- 1	0- 4	0- 2				
0- 0	0- 0	0- 0	NEUTRAL	0- 0	0- 0	0- 0				
4- 13	0- 0	0- 0	CONFERENCE	1- 4	3- 9	3- 3				
3- 6	0- 0	0- 0	HOME	1- 2	2- 4	2- 1				
1- 7	0- 0	0- 0	AWAY	0- 2	1- 5	1- 2				
0- 0	0- 0	0- 0	NEUTRAL	0- 0	0- 0	0- 0				

RPI 1-25				RPI 26-50				RPI 51-100				RPI 101+				Team's RPI: 296
RPI	S	Opponent	Score	RPI	S	Opponent	Score	RPI	S	Opponent	Score	RPI	S	Opponent	Score	
5	H	Louisville	50 62					74	H	Wyoming	57 47	120	A	Colorado St.	50 61	
								81	A	Navy	64 71	120	H	Colorado St.	39 40	
								84	A	UNLV	57 69	134	A	Fresno St.	48 64	
								84	H	UNLV	59 67	134	H	Fresno St.	58 64	
								86	A	New Mexico	49 57	139	H	Colorado	43 68	
								86	H	New Mexico	59 88	142	A	Boise St.	46 49	
												142	H	Boise St.	47 58	
												143	H	Eastern Wash.	63 65	
												150	A	Weber St.	52 62	
												155	A	SIUE	40 76	
												163	H	Army West Point	59 65	
												172	H	Denver	54 75	
												207	A	Nevada	60 70	
												266	A	San Diego St.	56 48	
												266	H	San Diego St.	61 51	
												268	H	San Jose St.	74 75	
												304	A	Utah St.	55 57	
												304	H	Utah St.	57 50	
												314	A	FIU	69 70	
												324	A	Utah Valley	56 59	
-----																
LAST 12 Division I GAMES:																
				74	H	Wyoming	57 47	120	A	Colorado St.	50 61					
				304	A	Utah St.	55 57	266	H	San Diego St.	61 51					
				266	A	San Diego St.	56 48	134	A	Fresno St.	48 64					
				142	H	Boise St.	47 58	142	A	Boise St.	46 49					
				84	H	UNLV	59 67	304	H	Utah St.	57 50					
				86	A	New Mexico	49 57	120	H	Colorado St.	39 40					

Non-Div I Games: Colo. Christian 66 68

Air Force

Loss, 
Non-Conf, 
S Site, 
H Home
A Away 
N Neutral

Average RPI Win:	233	WON-LOST	WINNING	LAST 10	STRENGTH OF	OPP. STRENGTH	TEAM	ADJ.	CONF.	ADJ CONF.
Average RPI Loss:	84	RECORD	PCT. RANK	GAMES	SCHEDULE	OF SCHEDULE	RPI	RPI	RPI	RPI
DIV. I ONLY	7- 20	290	2- 8	59	95	225	225	7	7	
DIV. I NON-CONF.	5- 5	170	0- 0	90	189	165	165	8	8	
-----										
TOTALS	RPI 1-25	RPI 26-50	W-L RECORDS	RPI 51-100	RPI 101-999	RPI 201+				
7- 20	0- 4	0- 2	OVERALL	0- 8	7- 6	4- 2				
5- 9	0- 3	0- 1	HOME	0- 2	5- 3	3- 1				
1- 10	0- 1	0- 1	AWAY	0- 5	1- 3	1- 1				
1- 1	0- 0	0- 0	NEUTRAL	0- 1	1- 0	0- 0				
5- 5	0- 1	0- 0	NON-CONFERENCE	0- 4	5- 0	3- 0				
4- 2	0- 1	0- 0	HOME	0- 1	4- 0	3- 0				
0- 2	0- 0	0- 0	AWAY	0- 2	0- 0	0- 0				
1- 1	0- 0	0- 0	NEUTRAL	0- 1	1- 0	0- 0				
2- 15	0- 3	0- 2	CONFERENCE	0- 4	2- 6	1- 2				
1- 7	0- 2	0- 1	HOME	0- 1	1- 3	0- 1				
1- 8	0- 1	0- 1	AWAY	0- 3	1- 3	1- 1				
0- 0	0- 0	0- 0	NEUTRAL	0- 0	0- 0	0- 0				

RPI 1-25				RPI 26-50				RPI 51-100				RPI 101+ Team's RPI: 225			
RPI	S	Opponent	Score	RPI	S	Opponent	Score	RPI	S	Opponent	Score	RPI	S	Opponent	Score
15	A	Buffalo	71 85	38	A	Ball St.	65 97	52	H	FGCU	63 82	110	H	Northern Ill.	61 84
15	H	Buffalo	66 89	38	H	Ball St.	61 74	54	N	Harvard	63 76	122	A	Western Mich.	60 76
21	H	Maryland	54 75					69	A	Toledo	54 60	122	H	Western Mich.	51 59
22	H	Central Mich.	86 95					72	A	Duquesne	60 66	155	N	SIUE	59 58
								83	A	Miami (OH)	67 75	158	H	Youngstown St.	75 58
								83	H	Miami (OH)	50 77	162	A	Kent St.	55 60
								87	A	Bucknell	52 63	162	H	Kent St.	75 60
								89	A	Ohio	67 70	211	A	Bowling Green	63 84
												211	H	Bowling Green	64 66
												216	A	Eastern Mich.	77 65
												291	H	Southeastern La.	66 54
												313	H	Eastern Ky.	62 45
												339	H	Winthrop	69 43
-----															
LAST 12 Division I GAMES:															
211	A	Bowling Green	63 84	122	A	Western Mich.	60 76								
162	A	Kent St.	55 60	38	A	Ball St.	65 97								
83	H	Miami (OH)	50 77	162	H	Kent St.	75 60								
15	A	Buffalo	71 85	122	H	Western Mich.	51 59								
216	A	Eastern Mich.	77 65	22	H	Central Mich.	86 95								
110	H	Northern Ill.	61 84	83	A	Miami (OH)	67 75								

Non-Div I Games: Ohio Christian 93 33

Akron

Average RPI Win:	178	WON-LOST	WINNING	LAST 10	STRENGTH OF	OPP. STRENGTH	TEAM	ADJ.	CONF.	ADJ CONF.
Average RPI Loss:	51	RECORD	PCT. RANK	GAMES	SCHEDULE	OF SCHEDULE	RPI	RPI	RPI	RPI
DIV. I ONLY	17- 13	131	3- 7	73	71	93	93	2	2	
DIV. I NON-CONF.	10- 3	52	0- 0	182	280	84	84	2	2	
-----										
TOTALS	RPI 1-25	RPI 26-50	W-L RECORDS	RPI 51-100	RPI 101-999	RPI 201+				
17- 13	1- 5	1- 3	OVERALL	3- 4	12- 1	7- 0				
11- 5	0- 3	1- 1	HOME	3- 0	7- 1	5- 0				
6- 5	1- 1	0- 1	AWAY	0- 3	5- 0	2- 0				
0- 3	0- 1	0- 1	NEUTRAL	0- 1	0- 0	0- 0				
10- 3	0- 1	0- 1	NON-CONFERENCE	2- 1	8- 0	7- 0				
8- 0	0- 0	0- 0	HOME	2- 0	6- 0	5- 0				
2- 1	0- 0	0- 0	AWAY	0- 1	2- 0	2- 0				
0- 2	0- 1	0- 1	NEUTRAL	0- 0	0- 0	0- 0				
7- 10	1- 4	1- 2	CONFERENCE	1- 3	4- 1	0- 0				
3- 5	0- 3	1- 1	HOME	1- 0	1- 1	0- 0				
4- 4	1- 1	0- 1	AWAY	0- 2	3- 0	0- 0				
0- 1	0- 0	0- 0	NEUTRAL	0- 1	0- 0	0- 0				

RPI 1-25				RPI 26-50				RPI 51-100 Team's RPI: 93				RPI 101+			
RPI	S	Opponent	Score	RPI	S	Opponent	Score	RPI	S	Opponent	Score	RPI	S	Opponent	Score
3	A	Mississippi St.	61 75	26	A	LSU	78 79	78	A	TCU	67 88	107	H	Utah	65 60
9	A	Tennessee	72 63	26	H	LSU	65 51	85	A	Kentucky	54 79	138	A	Arkansas	83 76
17	H	South Carolina	66 79	28	H	Georgia	43 49	85	N	Kentucky	64 71	138	H	Arkansas	66 74
18	H	Texas A&M	54 73	45	N	Elon	55 60	95	A	Auburn	60 69	147	H	Vanderbilt	77 75
19	H	Missouri	56 62					95	H	Auburn	70 60	159	A	Ole Miss	82 79
20	N	NC State	49 68					97	H	Jacksonville	75 60	169	A	Florida	63 54
								98	H	Missouri St.	65 61	209	H	SMU	59 44
												235	H	Grambling	73 49
												264	A	Lipscomb	73 51
												290	H	Murray St.	68 47
												310	H	Alabama A&M	90 32
												326	A	Ga. Southern	84 36
												341	H	Florida A&M	91 55
-----															
LAST 12 Division I GAMES:															
85	N	Kentucky	64 71	17	H	South Carolina	66 79	138	H	Arkansas	66 74	95	A	Auburn	60 69
26	A	LSU	78 79	28	H	Georgia	43 49	85	A	Kentucky	54 79	147	H	Vanderbilt	77 75
9	A	Tennessee	72 63	45	N	Elon	55 60	97	H	Jacksonville	75 60	159	A	Ole Miss	82 79
19	H	Missouri	56 62					98	H	Missouri St.	65 61				
20	N	NC State	49 68												

Non-Div I Games:

Alabama

Loss, 
Non-Conf, S Site, H Home
A Away 
N Neutral

Alabama & M

A  
l  
a  
b  
a  
m  
a  
A  
&  
M

Alabama A&amp;M

Average RPI Win:	299	WON-LOST	WINNING	LAST 10	STRENGTH OF	OPP. STRENGTH	TEAM	ADJ.	CONF.	ADJ CONF.
Average RPI Loss:	195	RECORD	PCT. RANK	GAMES	SCHEDULE	OF SCHEDULE	RPI	RPI	RPI	RPI
DIV. I ONLY	7- 20	290	4- 6	255	339	315	315	32	32	
DIV. I NON-CONF.	1- 9	318	0- 0	33	160	259	259	32	32	
-----										
TOTALS	RPI 1-25	RPI 26-50	W-L RECORDS	RPI 51-100	RPI 101-999	RPI 201+				
7- 20	0- 2	0- 1	OVERALL	0- 1	7- 16	6- 10				
5- 6	0- 0	0- 0	HOME	0- 0	5- 6	4- 4				
2- 13	0- 2	0- 1	AWAY	0- 1	2- 9	2- 6				
0- 1	0- 0	0- 0	NEUTRAL	0- 0	0- 1	0- 0				
1- 9	0- 2	0- 1	NON-CONFERENCE	0- 1	1- 5	1- 0				
1- 2	0- 0	0- 0	HOME	0- 0	1- 2	1- 0				
0- 6	0- 2	0- 1	AWAY	0- 1	0- 2	0- 0				
0- 1	0- 0	0- 0	NEUTRAL	0- 0	0- 1	0- 0				
6- 11	0- 0	0- 0	CONFERENCE	0- 0	6- 11	5- 10				
4- 4	0- 0	0- 0	HOME	0- 0	4- 4	3- 4				
2- 7	0- 0	0- 0	AWAY	0- 0	2- 7	2- 6				
0- 0	0- 0	0- 0	NEUTRAL	0- 0	0- 0	0- 0				

RPI 1-25				RPI 26-50				RPI 51-100				RPI 101+ Team's RPI: 315			
RPI	S	Opponent	Score	RPI	S	Opponent	Score	RPI	S	Opponent	Score	RPI	S	Opponent	Score
9	A	Tennessee	51 104	47	A	Miami (FL)	31 79	80	A	UAB	44 61	109	N	SFA	50 77
17	A	South Carolina	31 99									160	A	Samford	39 58
												166	H	South Ala.	47 59
												180	H	Troy	63 93
												184	A	Southern Miss.	35 72
												190	A	Southern U.	58 66
												190	H	Southern U.	58 56
												219	A	Texas Southern	48 76
												219	H	Texas Southern	39 71
												235	A	Grambling	71 93
												243	A	Prairie View	63 69
												243	H	Prairie View	70 68
												298	A	Alcorn	41 73
												298	H	Alcorn	57 65
												307	A	Jackson St.	61 70
												307	H	Jackson St.	50 69
												310	A	Alabama A&M	55 44
												310	H	Alabama A&M	69 78
												331	A	Ark. -Pine Bluff	53 55
												331	H	Ark. -Pine Bluff	63 54
												338	A	Mississippi Val.	70 62
												338	H	Mississippi Val.	76 41
												344	H	Savannah St.	81 61
LAST 12 Division I GAMES:															
307	H	Jackson St.	50 69	331	A	Ark. -Pine Bluff	53 55								
219	A	Texas Southern	48 76	338	A	Mississippi Val.	70 62								
243	A	Prairie View	63 69	219	H	Texas Southern	39 71								
298	H	Alcorn	57 65	243	H	Prairie View	70 68								
190	H	Southern U.	58 56	298	A	Alcorn	41 73								
310	A	Alabama A&M	55 44	190	A	Southern U.	58 66								

Non-Div I Games: Mobile 61 50

Alabama St.

■ Loss, 
 ■ Non-Conf, 
 ■ S Site, 
 ■ Home 
 ■ Away 
 N Neutral

Average RPI Win:	217	WON-LOST	WINNING	LAST 10	STRENGTH OF	OPP. STRENGTH	TEAM	ADJ.	CONF.	ADJ CONF.
Average RPI Loss:	131	RECORD	PCT. RANK	GAMES	SCHEDULE	OF SCHEDULE	RPI	RPI	RPI	RPI
DIV. I ONLY	23- 6	30	7- 3	224	228	76	76	20	20	
DIV. I NON-CONF.	11- 2	22	0- 0	215	158	61	61	24	24	
-----										
TOTALS	RPI 1-25	RPI 26-50	W-L RECORDS	RPI 51-100	RPI 101-999	RPI 201+				
23- 6	0- 1	0- 0	OVERALL	3- 2	20- 3	11- 1				
12- 1	0- 0	0- 0	HOME	3- 1	9- 0	5- 0				
9- 5	0- 1	0- 0	AWAY	0- 1	9- 3	6- 1				
2- 0	0- 0	0- 0	NEUTRAL	0- 0	2- 0	0- 0				
11- 2	0- 1	0- 0	NON-CONFERENCE	2- 1	9- 0	6- 0				
4- 1	0- 0	0- 0	HOME	2- 1	2- 0	2- 0				
5- 1	0- 1	0- 0	AWAY	0- 0	5- 0	4- 0				
2- 0	0- 0	0- 0	NEUTRAL	0- 0	2- 0	0- 0				
12- 4	0- 0	0- 0	CONFERENCE	1- 1	11- 3	5- 1				
8- 0	0- 0	0- 0	HOME	1- 0	7- 0	3- 0				
4- 4	0- 0	0- 0	AWAY	0- 1	4- 3	2- 1				
0- 0	0- 0	0- 0	NEUTRAL	0- 0	0- 0	0- 0				

RPI 1-25				RPI 26-50				RPI 51-100 Team's RPI: 76				RPI 101+			
RPI	S	Opponent	Score	RPI	S	Opponent	Score	RPI	S	Opponent	Score	RPI	S	Opponent	Score
21	A	Maryland	58 91					71	H	St. John's (NY)	66 71	110	N	Northern Ill.	97 91
								75	A	Maine	69 74	146	A	Hartford	55 70
								75	H	Maine	68 54	146	H	Hartford	66 53
								79	H	Fordham	59 52	151	A	Binghamton	57 53
								100	H	Dartmouth	76 61	151	H	Binghamton	63 46
												156	N	Southern Ill.	68 57
												176	A	Stony Brook	72 68
												176	H	Stony Brook	64 58
												183	A	New Hampshire	68 74
												183	H	New Hampshire	66 53
												194	A	Siena	78 63
												232	A	Holy Cross	65 56
												250	H	St. Bonaventure	69 52
												259	A	Manhattan	62 56
												289	A	Monmouth	68 44
												292	A	Vermont	57 62
												292	H	Vermont	67 55
												295	A	Central Conn. St.	72 60
												325	A	UMBC	78 75
												325	H	UMBC	79 45
												334	H	Wagner	89 44
												348	A	UMass Lowell	61 52
												348	H	UMass Lowell	93 60
LAST 12 Division I GAMES:															
				75	A	Maine	69 74			183	A	New Hampshire	68 74		
				151	A	Binghamton	57 53			176	H	Stony Brook	64 58		
				325	H	UMBC	79 45			292	H	Vermont	67 55		
				146	H	Hartford	66 53			325	A	UMBC	78 75		
				292	A	Vermont	57 62			348	A	UMass Lowell	61 52		
				348	H	UMass Lowell	93 60			151	H	Binghamton	63 46		

Non-Div I Games:

Albany (NY)

Loss, 
Non-Conf, S Site, H Home
A Away 
N Neutral



Average RPI Win: 309

Average RPI Loss: 211

WON-LOST  
RECORDWINNING  
PCT. RANKLAST 10  
GAMESSTRENGTH OF  
SCHEDULEOPP. STRENGTH  
OF SCHEDULETEAM  
RPIADJ.  
RPICONF.  
RPIADJ CONF.  
RPIDIV. I ONLY  
DIV. I NON-CONF.8- 17  
1- 7271  
3103- 7  
0- 0321  
103348  
306298  
257298  
25732  
3232  
32

TOTALS

RPI 1-25

RPI 26-50

W-L RECORDS

RPI 51-100

RPI 101-999

RPI 201+

8- 17

0- 0

0- 0

OVERALL

0- 0

8- 17

8- 8

3- 5

0- 0

0- 0

HOME

0- 0

3- 5

3- 4

5- 10

0- 0

0- 0

AWAY

0- 0

5- 4

5- 2

0- 2

0- 0

0- 0

NEUTRAL

0- 0

0- 2

0- 0

1- 7

0- 0

0- 0

NON-CONFERENCE

0- 0

1- 7

1- 0

0- 0

0- 0

0- 0

HOME

0- 0

0- 0

0- 0

1- 5

0- 0

0- 0

AWAY

0- 0

1- 5

1- 0

0- 2

0- 0

0- 0

NEUTRAL

0- 0

0- 2

0- 0

7- 10

0- 0

0- 0

CONFERENCE

0- 0

7- 10

7- 8

3- 5

0- 0

0- 0

HOME

0- 0

3- 5

3- 4

4- 5

0- 0

0- 0

AWAY

0- 0

4- 5

4- 4

0- 0

0- 0

0- 0

NEUTRAL

0- 0

0- 0

0- 0

RPI 1-25

RPI 26-50

RPI 51-100

RPI 101+

Team's RPI: 298

RPI S Opponent Score

RPI S Opponent Score

RPI S Opponent Score

RPI S Opponent Score

109 N SFA 79 83

119 A Central Ark. 52 75

125 A Louisiana Tech 50 87

135 A Wichita St. 46 87

154 A Louisiana 47 67

179 N Oral Roberts 52 76

184 A Southern Miss. 67 72

190 A Southern U. 56 64

190 H Southern U. 55 75

219 A Texas Southern 57 91

235 A Grambling 51 68

235 H Grambling 68 75

243 A Prairie View 73 72

243 H Prairie View 76 96

291 A Southeastern La. 84 77

307 A Jackson St. 69 94

307 H Jackson St. 51 74

310 A Alabama A&amp;M 63 74

310 H Alabama A&amp;M 57 52

315 A Alabama St. 65 57

315 H Alabama St. 73 41

331 A Ark. -Pine Bluff 80 77

331 H Ark. -Pine Bluff 76 58

338 A Mississippi Val. 76 70

338 H Mississippi Val. 61 62

LAST 12 Division I GAMES:

243 H Prairie View 76 96

190 H Southern U. 55 75

315 A Alabama St. 65 57

310 A Alabama A&amp;M 63 74

331 H Ark. -Pine Bluff 76 58

338 H Mississippi Val. 61 62

235 A Grambling 51 68

307 A Jackson St. 69 94

190 A Southern U. 56 64

315 H Alabama St. 73 41

310 H Alabama A&amp;M 57 52

331 A Ark. -Pine Bluff 80 77

Alcorn

Alcorn

Non-Div I Games:

Tougaloo

76 64

Blue Mountain (MS) 76 35

LeMoyne-Owen

81 54

Alcorn

Loss, Non-Conf, S Site, H Home A Away N Neutral

Average RPI Win:	209	WON-LOST	WINNING	LAST 10	STRENGTH OF	OPP. STRENGTH	TEAM	ADJ.	CONF.	ADJ CONF.
Average RPI Loss:	86	RECORD	PCT. RANK	GAMES	SCHEDULE	OF SCHEDULE	RPI	RPI	RPI	RPI
DIV. I ONLY	23- 6	30	8- 2	181	157	59	59	15	15	
DIV. I NON-CONF.	7- 4	102	0- 0	228	97	106	106	18	18	
-----										
TOTALS	RPI 1-25	RPI 26-50	W-L RECORDS	RPI 51-100	RPI 101-999	RPI 201+				
23- 6	0- 0	0- 1	OVERALL	3- 4	20- 1	16- 0				
13- 0	0- 0	0- 0	HOME	3- 0	10- 0	7- 0				
10- 5	0- 0	0- 0	AWAY	0- 4	10- 1	9- 0				
0- 1	0- 0	0- 1	NEUTRAL	0- 0	0- 0	0- 0				
7- 4	0- 0	0- 1	NON-CONFERENCE	1- 2	6- 1	4- 0				
4- 0	0- 0	0- 0	HOME	1- 0	3- 0	1- 0				
3- 3	0- 0	0- 0	AWAY	0- 2	3- 1	3- 0				
0- 1	0- 0	0- 1	NEUTRAL	0- 0	0- 0	0- 0				
16- 2	0- 0	0- 0	CONFERENCE	2- 2	14- 0	12- 0				
9- 0	0- 0	0- 0	HOME	2- 0	7- 0	6- 0				
7- 2	0- 0	0- 0	AWAY	0- 2	7- 0	6- 0				
0- 0	0- 0	0- 0	NEUTRAL	0- 0	0- 0	0- 0				

American

American

RPI S Opponent	Score	RPI S Opponent	Score	RPI S Opponent	Score	RPI S Opponent	Score
		27 N Villanova	60 65	81 A Navy	49 76	121 A Delaware	56 72
				81 H Navy	46 41	158 H Youngstown St.	78 72
				87 A Bucknell	52 57	163 A Army West Point	64 46
				87 H Bucknell	68 58	163 H Army West Point	71 63
				90 H Penn St.	75 66	172 H Denver	66 53
				99 A George Washington	44 61	202 A Lehigh	60 44
				100 A George Mason	53 71	202 H Lehigh	82 64
						210 A Tulsa	72 67
						218 A Boston U.	61 54
						218 H Boston U.	66 50
						232 A Holy Cross	68 63
						232 H Holy Cross	72 57
						237 A Loyola Maryland	71 58
						237 H Loyola Maryland	69 56
						244 H La Salle	66 48
						245 A Lafayette	74 67
						245 H Lafayette	74 66
						281 A Colgate	77 55
						281 H Colgate	67 44
						292 A Vermont	64 62
						325 A UMBC	61 48
LAST 12 Division I GAMES:							
81 A Navy	49 76	237 H Loyola Maryland	69 56				
87 A Bucknell	52 57	163 H Army West Point	71 63				
232 H Holy Cross	72 57	281 H Colgate	67 44				
245 H Lafayette	74 66	232 A Holy Cross	68 63				
218 A Boston U.	61 54	245 A Lafayette	74 67				
202 A Lehigh	60 44	218 H Boston U.	66 50				

Non-Div I Games:

American

Average RPI Win:	275	WON-LOST	WINNING	LAST 10	STRENGTH OF	OPP. STRENGTH	TEAM	ADJ.	CONF.	ADJ CONF.
Average RPI Loss:	149	RECORD	PCT. RANK	GAMES	SCHEDULE	OF SCHEDULE	RPI	RPI	RPI	RPI
DIV. I ONLY	7- 21	295	2- 8	138	263	269	269	22	22	
DIV. I NON-CONF.	2- 9	295	0- 0	159	188	262	262	23	23	
-----										
TOTALS	RPI 1-25	RPI 26-50	W-L RECORDS	RPI 51-100	RPI 101-999	RPI 201+				
7- 21	0- 0	0- 0	OVERALL	0- 2	7- 19	6- 3				
4- 8	0- 0	0- 0	HOME	0- 2	4- 6	3- 0				
3- 13	0- 0	0- 0	AWAY	0- 0	3- 6	3- 2				
0- 0	0- 0	0- 0	NEUTRAL	0- 0	0- 0	0- 0				
2- 9	0- 0	0- 0	NON-CONFERENCE	0- 2	2- 7	2- 1				
0- 4	0- 0	0- 0	HOME	0- 2	0- 2	0- 0				
2- 5	0- 0	0- 0	AWAY	0- 0	2- 5	2- 1				
0- 0	0- 0	0- 0	NEUTRAL	0- 0	0- 0	0- 0				
5- 12	0- 0	0- 0	CONFERENCE	0- 0	5- 12	4- 2				
4- 4	0- 0	0- 0	HOME	0- 0	4- 4	3- 0				
1- 8	0- 0	0- 0	AWAY	0- 0	1- 8	1- 2				
0- 0	0- 0	0- 0	NEUTRAL	0- 0	0- 0	0- 0				

RPI 1-25				RPI 26-50				RPI 51-100				RPI 101+				Team's RPI: 269
RPI	S	Opponent	Score	RPI	S	Opponent	Score	RPI	S	Opponent	Score	RPI	S	Opponent	Score	
								65	H	Georgia Tech	41 75	102	A	Wake Forest	49 78	
								80	H	UAB	59 70	103	A	Little Rock	35 61	
												103	H	Little Rock	40 52	
												112	A	North Carolina	43 56	
												113	H	ETSU	57 70	
												136	A	Radford	40 61	
												140	A	Texas St.	50 92	
												140	H	Texas St.	54 69	
												154	A	Louisiana	45 61	
												165	A	N.C. A&T	56 81	
												166	A	South Ala.	52 54	
												166	H	South Ala.	57 56	
												167	A	UT Arlington	48 49	
												167	H	UT Arlington	60 64	
												180	A	Troy	74 81	
												180	H	Troy	64 93	
												184	H	Davidson	57 59	
												213	A	Arkansas St.	52 69	
												213	H	Arkansas St.	68 66	
												231	A	UNC Asheville	60 69	
												233	A	Coastal Caro.	68 73	
												274	A	Col. of Charleston	76 70	
												301	H	Georgia St.	77 62	
												308	A	Marshall	56 54	
												326	H	Ga. Southern	87 56	
												336	A	La. -Monroe	71 67	
-----																
LAST 12 Division I GAMES:																
				103	A	Little Rock	35 61	167	A	UT Arlington	48 49					
				213	A	Arkansas St.	52 69	213	H	Arkansas St.	68 66					
				180	H	Troy	64 93	103	H	Little Rock	40 52					
				166	H	South Ala.	57 56	166	A	South Ala.	52 54					
				233	A	Coastal Caro.	68 73	180	A	Troy	74 81					
				140	A	Texas St.	50 92	326	H	Ga. Southern	87 56					

Non-Div I Games:

Appalachian St.

■ Loss, 
 ■ Non-Conf, 
 ■ S Site, 
 ■ Home 
 ■ A Away 
 N Neutral

A  
r  
i  
z  
o  
n  
a

A  
r  
i  
z  
o  
n  
a

Ari zona

Average RPI Win:	166	WON-LOST	WINNING	LAST 10	STRENGTH OF	OPP. STRENGTH	TEAM	ADJ.	CONF.	ADJ CONF.
Average RPI Loss:	26	RECORD	PCT. RANK	GAMES	SCHEDULE	OF SCHEDULE	RPI	RPI	RPI	RPI
DIV. I ONLY	20- 11	92	6- 4	52	47	58	58	5	5	
DIV. I NON-CONF.	9- 3	61	0- 0	92	47	53	53	3	3	
TOTALS	RPI 1-25	RPI 26-50	W-L RECORDS	RPI 51-100	RPI 101-999	RPI 201+				
20- 11	2- 7	2- 3	OVERALL	0- 0	16- 1	8- 0				
13- 3	2- 1	1- 1	HOME	0- 0	10- 1	5- 0				
5- 6	0- 4	1- 2	AWAY	0- 0	4- 0	1- 0				
2- 2	0- 2	0- 0	NEUTRAL	0- 0	2- 0	2- 0				
9- 3	1- 3	0- 0	NON-CONFERENCE	0- 0	8- 0	5- 0				
7- 0	1- 0	0- 0	HOME	0- 0	6- 0	4- 0				
1- 1	0- 1	0- 0	AWAY	0- 0	1- 0	0- 0				
1- 2	0- 2	0- 0	NEUTRAL	0- 0	1- 0	1- 0				
11- 8	1- 4	2- 3	CONFERENCE	0- 0	8- 1	3- 0				
6- 3	1- 1	1- 1	HOME	0- 0	4- 1	1- 0				
4- 5	0- 3	1- 2	AWAY	0- 0	3- 0	1- 0				
1- 0	0- 0	0- 0	NEUTRAL	0- 0	1- 0	1- 0				

RPI	S	Opponent	Score	RPI	S	Opponent	Score	RPI	S	Opponent	Score	RPI	S	Opponent	Score
3	N	Mississippi St.	57 65	33	A	Oregon St.	54 57					105	H	Washington St.	77 51
7	A	Florida St.	66 77	33	H	Oregon St.	60 64					107	A	Utah	83 81
8	A	Oregon	64 74	41	A	Cal i forn i a	57 42					107	H	Utah	56 58
8	H	Oregon	44 57	41	H	Cal i forn i a	80 71					134	A	Fresno St.	81 49
10	A	UCLA	63 71	46	A	Southern Cal i forn i a	62 77					138	H	Arkansas	89 43
13	A	Stanford	50 74									139	A	Col orado	72 47
13	H	Stanford	73 66									139	H	Col orado	73 59
15	H	Buffalo	76 57									148	H	Idaho	77 33
23	N	Green Bay	48 61									197	H	Washi ngton	61 41
												204	N	Col umbi a	72 48
												258	H	UC Ri versi de	73 48
												267	H	UTSA	74 42
												273	A	Ari zona	69 45
												273	H	Ari zona	75 50
												273	N	Ari zona	76 47
												277	H	Sacramento St.	106 58
												281	H	Col gate	65 54
LAST 12 Di v i s i o n I GAMES:															
273	N	Ari zona	76 47	46	A	Southern Cal i forn i a	62 77								
33	H	Oregon St.	60 64	105	H	Washington St.	77 51								
8	H	Oregon	44 57	197	H	Washi ngton	61 41								
273	A	Ari zona	69 45	41	A	Cal i forn i a	57 42								
273	H	Ari zona	75 50	13	A	Stanford	50 74								
10	A	UCLA	63 71	139	H	Col orado	73 59								

Non-Di v I Games:

Ari zona St.

Average RPI Win:	298	WON-LOST	WINNING	LAST 10	STRENGTH OF	OPP. STRENGTH	TEAM	ADJ.	CONF.	ADJ CONF.
Average RPI Loss:	217	RECORD	PCT. RANK	GAMES	SCHEDULE	OF SCHEDULE	RPI	RPI	RPI	RPI
DIV. I ONLY	5- 20	320	4- 6	300	341	331	331	32	32	
DIV. I NON-CONF.	0- 8	337	0- 0	170	88	333	333	32	32	
-----										
TOTALS	RPI 1-25	RPI 26-50	W-L RECORDS	RPI 51-100	RPI 101-999	RPI 201+				
5- 20	0- 1	0- 1	OVERALL	0- 1	5- 17	5- 14				
3- 5	0- 0	0- 0	HOME	0- 0	3- 5	3- 4				
2- 13	0- 0	0- 0	AWAY	0- 0	2- 0	2- 0				
0- 2	0- 0	0- 0	NEUTRAL	0- 0	0- 2	0- 1				
0- 8	0- 1	0- 1	NON-CONFERENCE	0- 1	0- 5	0- 4				
0- 0	0- 0	0- 0	HOME	0- 0	0- 0	0- 0				
0- 6	0- 1	0- 1	AWAY	0- 1	0- 3	0- 3				
0- 2	0- 0	0- 0	NEUTRAL	0- 0	0- 2	0- 1				
5- 12	0- 0	0- 0	CONFERENCE	0- 0	5- 12	5- 10				
3- 5	0- 0	0- 0	HOME	0- 0	3- 5	3- 4				
2- 7	0- 0	0- 0	AWAY	0- 0	2- 7	2- 6				
0- 0	0- 0	0- 0	NEUTRAL	0- 0	0- 0	0- 0				

RPI 1-25				RPI 26-50				RPI 51-100				RPI 101+				Team's RPI: 331
RPI	S	Opponent	Score	RPI	S	Opponent	Score	RPI	S	Opponent	Score	RPI	S	Opponent	Score	
16	A	Iowa	45 85	31	A	Dayton	43 81	61	A	Nebraska	52 73	188	N	Oakland	37 69	
												190	A	Southern U.	46 59	
												190	H	Southern U.	52 71	
												210	A	Tulsa	37 87	
												219	A	Texas Southern	52 58	
												219	H	Texas Southern	61 59	
												235	A	Grambling	63 73	
												235	H	Grambling	57 66	
												241	A	Texas Tech	47 74	
												243	A	Prairie View	52 64	
												243	H	Prairie View	72 89	
												248	A	Austin Peay	61 97	
												270	N	Towson	44 70	
												298	A	Alcorn	58 76	
												298	H	Alcorn	77 80	
												307	A	Jackson St.	66 60	
												307	H	Jackson St.	54 60	
												310	A	Alabama A&M	49 52	
												310	H	Alabama A&M	57 48	
												315	A	Alabama St.	54 63	
												315	H	Alabama St.	55 53	
												338	A	Mississippi Val.	64 59	
LAST 12 Division I GAMES:																
307	A	Jackson St.	66 60	315	H	Alabama St.	55 53									
235	A	Grambling	63 73	310	H	Alabama A&M	57 48									
219	H	Texas Southern	61 59	307	H	Jackson St.	54 60									
243	H	Prairie View	72 89	235	H	Grambling	57 66									
298	A	Alcorn	58 76	219	A	Texas Southern	52 58									
190	A	Southern U.	46 59	243	A	Prairie View	52 64									

Non-Div I Games: Tougalo 71 51 Philander Smith 81 73

Ark. -Pine Bluff

■ Loss, 
 ■ Non-Conf, 
 ■ S Site, 
 ■ Home 
 ■ A Away 
 N Neutral

Average RPI		Win: 184	WON-LOST	WINNING	LAST 10	STRENGTH OF	OPP. STRENGTH	TEAM	ADJ.	CONF.	ADJ CONF.
Loss: 68			RECORD	PCT. RANK	GAMES	SCHEDULE	OF SCHEDULE	RPI	RPI	RPI	RPI
DIV. I ONLY		13- 18	223	2- 8	63	56	138	138	2	2	
DIV. I NON-CONF.		9- 4	82	0- 0	178	239	85	85	2	2	
-----											
TOTALS		RPI 1-25		RPI 26-50	W-L RECORDS		RPI 51-100	RPI 101-999	RPI 201+		
13- 18	0- 7			0- 2	OVERALL		2- 5	11- 4	5- 0		
8- 7	0- 3			0- 1	HOME		0- 2	8- 1	4- 0		
3- 10	0- 3			0- 1	AWAY		2- 3	1- 3	0- 0		
2- 1	0- 1			0- 0	NEUTRAL		0- 0	2- 0	1- 0		
9- 4	0- 0			0- 0	NON-CONFERENCE		0- 2	9- 2	5- 0		
7- 0	0- 0			0- 0	HOME		0- 0	7- 0	4- 0		
1- 4	0- 0			0- 0	AWAY		0- 2	1- 2	0- 0		
1- 0	0- 0			0- 0	NEUTRAL		0- 0	1- 0	1- 0		
4- 14	0- 7			0- 2	CONFERENCE		2- 3	2- 2	0- 0		
1- 7	0- 3			0- 1	HOME		0- 2	1- 1	0- 0		
2- 6	0- 3			0- 1	AWAY		2- 1	0- 1	0- 0		
1- 1	0- 1			0- 0	NEUTRAL		0- 0	1- 0	0- 0		

RPI	S	Opponent	Score	RPI	S	Opponent	Score	RPI	S	Opponent	Score	RPI	S	Opponent	Score	Team's RPI: 138
3	A	Mississippi St.	69 111	26	H	LSU	57 62	58	A	Arizona St.	43 89	147	A	Vanderbilt	73 78	
9	H	Tennessee	85 90	28	A	Georgia	65 78	61	A	Nebraska	69 80	147	N	Vanderbilt	88 76	
17	A	South Carolina	42 90					85	A	Kentucky	57 78	157	H	Charlotte	73 72	
18	H	Texas A&M	60 104					85	H	Kentucky	65 76	159	H	Ole Miss	73 72	
18	N	Texas A&M	52 82					93	A	Alabama	74 66	160	H	Samford	84 63	
19	A	Missouri	54 88					93	H	Alabama	76 83	167	H	UT Arlington	91 57	
19	H	Missouri	58 84					95	A	Auburn	68 58	169	H	Florida	51 65	
												171	A	Kansas	60 71	
												179	A	Oral Roberts	77 66	
												195	A	UTEP	61 64	
												210	H	Tulsa	67 41	
												221	N	New Mexico St.	69 60	
												235	H	Grambling	79 62	
												240	H	Abilene Christian	79 65	
												335	H	Sam Houston St.	65 54	
LAST 12 Division I GAMES:																
18	N	Texas A&M	52 82	19	H	Missouri	58 84									
147	N	Vanderbilt	88 76	9	H	Tennessee	85 90									
147	A	Vanderbilt	73 78	93	A	Alabama	74 66									
18	H	Texas A&M	60 104	85	H	Kentucky	65 76									
26	H	LSU	57 62	17	A	South Carolina	42 90									
85	A	Kentucky	57 78	19	A	Missouri	54 88									

Non-Div I Games:

Arkansas

Average RPI Win:	252	WON-LOST	WINNING	LAST 10	STRENGTH OF	OPP. STRENGTH	TEAM	ADJ.	CONF.	ADJ CONF.
Average RPI Loss:	144	RECORD	PCT. RANK	GAMES	SCHEDULE	OF SCHEDULE	RPI	RPI	RPI	RPI
DIV. I ONLY	14- 14	175	5- 5	271	180	213	213	22	22	
DIV. I NON-CONF.	5- 6	187	0- 0	180	84	179	179	23	23	
-----										
TOTALS	RPI 1-25	RPI 26-50	W-L RECORDS	RPI 51-100	RPI 101-999	RPI 201+				
14- 14	0- 1	0- 0	OVERALL	0- 2	14- 11	9- 3				
9- 5	0- 0	0- 0	HOME	0- 1	9- 4	6- 1				
5- 9	0- 1	0- 0	AWAY	0- 1	5- 7	3- 2				
0- 0	0- 0	0- 0	NEUTRAL	0- 0	0- 0	0- 0				
5- 6	0- 1	0- 0	NON-CONFERENCE	0- 2	5- 3	2- 1				
4- 1	0- 0	0- 0	HOME	0- 1	4- 0	2- 0				
1- 5	0- 1	0- 0	AWAY	0- 1	1- 3	0- 1				
0- 0	0- 0	0- 0	NEUTRAL	0- 0	0- 0	0- 0				
9- 8	0- 0	0- 0	CONFERENCE	0- 0	9- 8	7- 2				
5- 4	0- 0	0- 0	HOME	0- 0	5- 4	4- 1				
4- 4	0- 0	0- 0	AWAY	0- 0	4- 4	3- 1				
0- 0	0- 0	0- 0	NEUTRAL	0- 0	0- 0	0- 0				

RPI 1-25				RPI 26-50				RPI 51-100				RPI 101+				Team's RPI: 213
RPI	S	Opponent	Score	RPI	S	Opponent	Score	RPI	S	Opponent	Score	RPI	S	Opponent	Score	
14	A	South Fla.	55 98					53	A	Indiana	51 93	103	A	Little Rock	43 53	
								66	H	Belmont	52 83	103	H	Little Rock	58 64	
												140	H	Texas St.	55 67	
												154	A	Louisiana	53 60	
												154	H	Louisiana	75 77	
												159	A	Ole Miss	48 74	
												166	A	South Ala.	75 60	
												167	H	UT Arlington	85 80	
												169	A	Florida	70 69	
												170	H	UT Martin	84 73	
												177	A	Pittsburgh	47 87	
												180	A	Troy	78 95	
												195	H	UTEP	76 73	
												210	A	Tulsa	58 68	
												233	A	Coastal Caro.	70 63	
												233	H	Coastal Caro.	65 73	
												235	H	Grambling	76 56	
												269	A	Appalachian St.	66 68	
												269	H	Appalachian St.	69 52	
												301	A	Georgia St.	75 58	
												301	H	Georgia St.	76 63	
												326	A	Ga. Southern	71 62	
												326	H	Ga. Southern	69 48	
												329	H	Tennessee St.	68 62	
												336	H	La.-Monroe	76 62	
LAST 12 Division I GAMES:																
154	A	Louisiana	53 60	326	H	Ga. Southern	69 48									
233	H	Coastal Caro.	65 73	301	H	Georgia St.	76 63									
269	H	Appalachian St.	69 52	269	A	Appalachian St.	66 68									
103	H	Little Rock	58 64	233	A	Coastal Caro.	70 63									
166	A	South Ala.	75 60	103	A	Little Rock	43 53									
180	A	Troy	78 95	167	H	UT Arlington	85 80									

Non-Div I Games:

Arkansas St.



Average RPI Win:	232	WON-LOST	WINNING	LAST 10	STRENGTH OF	OPP. STRENGTH	TEAM	ADJ.	CONF.	ADJ CONF.
Average RPI Loss:	138	RECORD	PCT. RANK	GAMES	SCHEDULE	OF SCHEDULE	RPI	RPI	RPI	RPI
DIV. I ONLY	15- 13	153	7- 3	176	210	163	163	15	15	
DIV. I NON-CONF.	6- 4	122	0- 0	224	281	146	146	18	18	
-----										
TOTALS	RPI 1-25	RPI 26-50	W-L RECORDS	RPI 51-100	RPI 101-999	RPI 201+				
15- 13	0- 1	0- 0	OVERALL	1- 6	14- 6	12- 5				
8- 6	0- 0	0- 0	HOME	1- 3	7- 3	6- 2				
7- 7	0- 1	0- 0	AWAY	0- 3	7- 3	6- 3				
0- 0	0- 0	0- 0	NEUTRAL	0- 0	0- 0	0- 0				
6- 4	0- 1	0- 0	NON-CONFERENCE	1- 0	5- 3	3- 2				
4- 1	0- 0	0- 0	HOME	1- 0	3- 1	2- 0				
2- 3	0- 1	0- 0	AWAY	0- 0	2- 2	1- 2				
0- 0	0- 0	0- 0	NEUTRAL	0- 0	0- 0	0- 0				
9- 9	0- 0	0- 0	CONFERENCE	0- 6	9- 3	9- 3				
4- 5	0- 0	0- 0	HOME	0- 3	4- 2	4- 2				
5- 4	0- 0	0- 0	AWAY	0- 3	5- 1	5- 1				
0- 0	0- 0	0- 0	NEUTRAL	0- 0	0- 0	0- 0				

RPI 1-25				RPI 26-50				RPI 51-100				RPI 101+				Team's RPI: 163
RPI	S	Opponent	Score	RPI	S	Opponent	Score	RPI	S	Opponent	Score	RPI	S	Opponent	Score	
25	A	Marquette	53 83					59	A	American	63 71	121	H	Delaware	59 70	
								59	H	American	46 64	130	A	Yale	82 65	
								81	A	Navy	44 70	151	H	Binghamton	73 61	
								81	H	Navy	46 55	202	A	Lehigh	55 59	
								87	A	Bucknell	36 60	202	H	Lehigh	55 50	
								87	H	Bucknell	55 75	218	A	Boston U.	48 47	
								100	H	Dartmouth	71 56	218	H	Boston U.	59 60	
												232	A	Holy Cross	66 57	
												232	H	Holy Cross	62 70	
												237	A	Loyola Maryland	69 62	
												237	H	Loyola Maryland	62 47	
												245	A	Lafayette	65 60	
												245	H	Lafayette	48 39	
												252	A	St. Francis Brooklyn	52 73	
												275	H	LIU Brooklyn	71 37	
												281	A	Colgate	62 54	
												281	H	Colgate	69 49	
												285	A	Fairleigh Dickinson	56 58	
												296	A	Air Force	65 59	
												343	H	NJIT	79 49	
-----																
LAST 12 Division I GAMES:																
				87	H	Bucknell	55 75	245	H	Lafayette	48 39					
				218	A	Boston U.	48 47	59	A	American	63 71					
				281	H	Colgate	69 49	237	H	Loyola Maryland	62 47					
				202	H	Lehigh	55 50	281	A	Colgate	62 54					
				232	A	Holy Cross	66 57	202	A	Lehigh	55 59					
				81	H	Navy	46 55	232	H	Holy Cross	62 70					

Non-Div I Games: St. Joseph's (Brkn)107 46

Army West Point



Average RPI Win: 291	WON-LOST RECORD	WINNING PCT. RANK	LAST 10 GAMES	STRENGTH OF SCHEDULE	OPP. STRENGTH OF SCHEDULE	TEAM RPI	ADJ. RPI	CONF. RPI	ADJ CONF. RPI
Average RPI Loss: 165									
DIV. I ONLY	14- 14	175	4- 6	334	277	248	248	25	25
DIV. I NON-CONF.	5- 4	146	0- 0	327	294	221	221	27	27
-----									
TOTALS	RPI 1-25	RPI 26-50	W-L RECORDS	RPI 51-100	RPI 101-999	RPI 201+			
14- 14	0- 0	0- 1	OVERALL	0- 2	14- 11	13- 3			
8- 4	0- 0	0- 0	HOME	0- 1	8- 3	7- 0			
6- 9	0- 0	0- 0	AWAY	0- 1	6- 1	6- 0			
0- 1	0- 0	0- 0	NEUTRAL	0- 0	0- 1	0- 0			
5- 4	0- 0	0- 1	NON-CONFERENCE	0- 1	5- 2	5- 1			
2- 1	0- 0	0- 0	HOME	0- 1	2- 0	2- 0			
3- 3	0- 0	0- 1	AWAY	0- 0	3- 2	3- 1			
0- 0	0- 0	0- 0	NEUTRAL	0- 0	0- 0	0- 0			
9- 10	0- 0	0- 0	CONFERENCE	0- 1	9- 9	8- 2			
6- 3	0- 0	0- 0	HOME	0- 0	6- 3	5- 0			
3- 6	0- 0	0- 0	AWAY	0- 1	3- 5	3- 2			
0- 1	0- 0	0- 0	NEUTRAL	0- 0	0- 1	0- 0			

RPI 1-25	RPI 26-50	RPI 51-100	RPI 101+	Team's RPI: 248
RPI S Opponent Score	RPI S Opponent Score	RPI S Opponent Score	RPI S Opponent Score	
	38  Ball St. 57	66  Belmont 75 96  Western Ill. 68	123  Butler 54 155  SIUE 55 155  SIUE 38 155 N SIUE 43 164  Jacksonville St. 47 164  Jacksonville St. 50 170  UT Martin 66 170  UT Martin 69 193  Morehead St. 59 227  Southeast Mo. St. 61 50 227  Southeast Mo. St. 66 65 229  Illinois 47 256  Northern Ky. 53 52 264  Lipscomb 71 63 290  Murray St. 65 290  Murray St. 75 69 310  Alabama A&M 55 52 312  Tennessee Tech 59 312  Tennessee Tech 53 52 313  Eastern Ky. 59 45 329  Tennessee St. 75 59 331  Ark. -Pine Bluff 97 61 346  Eastern Ill. 75 66 346  Eastern Ill. 69 59 349  Evansville 82 73	
LAST 12 Division I GAMES:				
155 N SIUE 43 290  Murray St. 75 69 155  SIUE 55 164  Jacksonville St. 50 312  Tennessee Tech 53 52 346  Eastern Ill. 75 66	290  Murray St. 65 227  Southeast Mo. St. 61 50 170  UT Martin 66 193  Morehead St. 59 313  Eastern Ky. 59 45 66  Belmont 75			

Non-Div I Games: Christian Bros. 73 50 Trevecca Nazarene 80 72

Austin Peay

BY  
Y  
UBY  
Y  
U

BYU

Average RPI Win:	160	WON-LOST	WINNING	LAST 10	STRENGTH OF	OPP. STRENGTH	TEAM	ADJ.	CONF.	ADJ CONF.
Average RPI Loss:	43	RECORD	PCT. RANK	GAMES	SCHEDULE	OF SCHEDULE	RPI	RPI	RPI	RPI
DIV. I ONLY	22- 5	19	8- 2	111	85	38	38	7	7	
DIV. I NON-CONF.	10- 0	1	0- 0	185	108	19	19	8	8	
-----										
TOTALS	RPI 1-25	RPI 26-50	W-L RECORDS	RPI 51-100	RPI 101-999	RPI 201+				
22- 5	0- 3	1- 0	OVERALL	4- 2	17- 0	9- 0				
13- 2	0- 2	1- 0	HOME	3- 0	9- 0	6- 0				
9- 3	0- 1	0- 0	AWAY	1- 2	8- 0	3- 0				
0- 0	0- 0	0- 0	NEUTRAL	0- 0	0- 0	0- 0				
10- 0	0- 0	1- 0	NON-CONFERENCE	2- 0	7- 0	4- 0				
6- 0	0- 0	1- 0	HOME	1- 0	4- 0	3- 0				
4- 0	0- 0	0- 0	AWAY	1- 0	3- 0	1- 0				
0- 0	0- 0	0- 0	NEUTRAL	0- 0	0- 0	0- 0				
12- 5	0- 3	0- 0	CONFERENCE	2- 2	10- 0	5- 0				
7- 2	0- 2	0- 0	HOME	2- 0	5- 0	3- 0				
5- 3	0- 1	0- 0	AWAY	0- 2	5- 0	2- 0				
0- 0	0- 0	0- 0	NEUTRAL	0- 0	0- 0	0- 0				

RPI 1-25				RPI 26-50				Team's RPI: 38				RPI 51-100				RPI 101+															
RPI	S	Opponent	Score	RPI	S	Opponent	Score	RPI	S	Opponent	Score	RPI	S	Opponent	Score	RPI	S	Opponent	Score												
15	H	Buffalo	80 84	50	H	Western Ky.	93 81	60	A	Purdue	66 60	110	A	Northern Ill.	72 50																
22	A	Central Mich.	80 88					69	A	Toledo	66 72	110	H	Northern Ill.	81 72																
22	H	Central Mich.	65 69					69	H	Toledo	78 73	114	A	Cleveland St.	76 64																
								83	H	Miami (OH)	86 61	122	A	Western Mich.	81 71																
								89	A	Ohio	76 80	122	H	Western Mich.	85 58																
								98	H	Missouri St.	70 58	123	H	Butler	87 75																
												147	A	Vanderbilt	88 79																
												162	A	Kent St.	79 58																
												211	A	Bowling Green	84 73																
												211	H	Bowling Green	82 41																
												216	H	Eastern Mich.	91 85																
												225	A	Akron	74 61																
												225	H	Akron	97 65																
												227	H	Southeast Mo. St.	69 56																
												248	H	Austin Peay	89 57																
												264	H	Lipscomb	84 46																
												329	A	Tennessee St.	85 65																
-----																															
LAST 12 Division I GAMES:																															
22	A	Central Mich.	80 88	89	A	Ohio	76 80	69	H	Toledo	78 73	225	H	Akron	97 65																
122	H	Western Mich.	85 58	110	H	Northern Ill.	81 72	211	H	Bowling Green	82 41	162	A	Kent St.	79 58																
110	A	Northern Ill.	72 50	69	A	Toledo	66 72	69	A	Toledo	66 72																				
122	A	Western Mich.	81 71																												
216	H	Eastern Mich.	91 85																												

Non-Div I Games: Oakland City 126 55

Ball St.

Loss, 
Non-Conf, 
S Site, 
H Home
A Away
N Neutral

Average RPI Win:	113	WON-LOST	WINNING	LAST 10	STRENGTH OF	OPP. STRENGTH	TEAM	ADJ.	CONF.	ADJ CONF.
Average RPI Loss:	10	RECORD	PCT. RANK	GAMES	SCHEDULE	OF SCHEDULE	RPI	RPI	RPI	RPI
DIV. I ONLY	28- 1	3	10- 0	32	23	4	4	4	4	
DIV. I NON-CONF.	10- 1	15	0- 0	74	63	12	12	5	5	
-----										
TOTALS	RPI 1-25	RPI 26-50	W-L RECORDS	RPI 51-100	RPI 101-999	RPI 201+				
28- 1	3- 1	2- 0	OVERALL	12- 0	11- 0	5- 0				
16- 0	2- 0	1- 0	HOME	6- 0	7- 0	3- 0				
10- 1	1- 1	1- 0	AWAY	4- 0	4- 0	2- 0				
2- 0	0- 0	0- 0	NEUTRAL	2- 0	0- 0	0- 0				
10- 1	1- 1	0- 0	NON-CONFERENCE	4- 0	5- 0	3- 0				
7- 0	1- 0	0- 0	HOME	2- 0	4- 0	2- 0				
1- 1	0- 1	0- 0	AWAY	0- 0	1- 0	1- 0				
2- 0	0- 0	0- 0	NEUTRAL	2- 0	0- 0	0- 0				
18- 0	2- 0	2- 0	CONFERENCE	8- 0	6- 0	2- 0				
9- 0	1- 0	1- 0	HOME	4- 0	3- 0	1- 0				
9- 0	1- 0	1- 0	AWAY	4- 0	3- 0	1- 0				
0- 0	0- 0	0- 0	NEUTRAL	0- 0	0- 0	0- 0				

RPI 1-25				RPI 26-50				RPI 51-100				RPI 101+			
RPI	S	Opponent	Score	RPI	S	Opponent	Score	RPI	S	Opponent	Score	RPI	S	Opponent	Score
10	A	UCLA	68 82	29	A	Okl ahoma	74 52	51	A	Okl ahoma St.	87 45	106	A	Iowa St.	79 50
11	A	Texas	93 87	29	H	Okl ahoma	74 65	51	H	Okl ahoma St.	77 64	106	H	Iowa St.	89 49
11	H	Texas	81 56					65	N	Georgi a Tech	80 57	119	H	Central Ark.	86 55
13	H	Stanford	81 57					67	A	West Vi rgi ni a	83 72	171	A	Kansas	83 48
								67	H	West Vi rgi ni a	80 54	171	H	Kansas	88 51
								78	A	TCU	85 53	181	H	North Dakota	105 43
								78	H	TCU	83 63	230	A	Ni choll s St.	85 43
								85	H	Kentucky	90 63	241	A	Texas Tech	90 44
								91	A	Kansas St.	88 58	241	H	Texas Tech	97 49
								91	H	Kansas St.	75 50	279	H	McNeese	95 34
								92	H	Lamar Uni versi ty	121 62	319	H	Coppin St.	100 54
								98	N	Missouri St.	100 58				
LAST 12 Di vi si on I GAMES:															
67	H	West Vi rgi ni a	80 54	29	H	Okl ahoma	74 65	241	A	Texas Tech	90 44				
78	A	TCU	85 53	51	H	Okl ahoma St.	77 64	67	A	West Vi rgi ni a	83 72				
11	A	Texas	93 87	11	H	Texas	81 56	11	H	Texas	81 56				
171	H	Kansas	88 51	91	H	Kansas St.	75 50	91	H	Kansas St.	75 50				
51	A	Okl ahoma St.	87 45												
78	H	TCU	83 63												

Non-Di v I Games:

Bayl or

Average RPI Win:	232	WON-LOST	WINNING	LAST 10	STRENGTH OF	OPP. STRENGTH	TEAM	ADJ.	CONF.	ADJ CONF.
Average RPI Loss:	45	RECORD	PCT. RANK	GAMES	SCHEDULE	OF SCHEDULE	RPI	RPI	RPI	RPI
DIV. I ONLY	28- 3	7	10- 0	274	213	66	66	25	25	
DIV. I NON-CONF.	9- 3	61	0- 0	157	35	62	62	27	27	
-----										
TOTALS	RPI 1-25	RPI 26-50	W-L RECORDS	RPI 51-100	RPI 101-999	RPI 201+				
28- 3	0- 1	1- 1	OVERALL	1- 1	26- 0	17- 0				
12- 1	0- 0	0- 0	HOME	0- 1	12- 0	8- 0				
13- 1	0- 0	0- 0	AWAY	0- 0	13- 0	8- 0				
3- 1	0- 1	1- 0	NEUTRAL	1- 0	1- 0	1- 0				
9- 3	0- 1	1- 1	NON-CONFERENCE	1- 1	7- 0	5- 0				
3- 1	0- 0	0- 0	HOME	0- 1	3- 0	2- 0				
4- 1	0- 0	0- 1	AWAY	0- 0	4- 0	3- 0				
2- 1	0- 1	1- 0	NEUTRAL	1- 0	0- 0	0- 0				
19- 0	0- 0	0- 0	CONFERENCE	0- 0	19- 0	12- 0				
9- 0	0- 0	0- 0	HOME	0- 0	9- 0	6- 0				
9- 0	0- 0	0- 0	AWAY	0- 0	9- 0	5- 0				
1- 0	0- 0	0- 0	NEUTRAL	0- 0	1- 0	1- 0				

RPI 1-25				RPI 26-50				RPI 51-100 Team's RPI: 66				RPI 101+			
RPI	S	Opponent	Score	RPI	S	Opponent	Score	RPI	S	Opponent	Score	RPI	S	Opponent	Score
13	N	Stanford	53 74	29	A	Oklahoma	73 96	52	N	FGCU	75 65	147	A	Vanderbilt	111 74
				40	N	Gonzaga	71 63	94	H	Wright St.	81 91	155	A	SIUE	72 55
												155	H	SIUE	86 64
												160	H	Samford	83 46
												164	A	Jacksonville St.	66 35
												164	H	Jacksonville St.	71 55
												170	A	UT Martin	65 63
												193	A	Morehead St.	83 62
												193	H	Morehead St.	80 56
												210	A	Tulsa	90 65
												213	A	Arkansas St.	83 52
												227	A	Southeast Mo. St.	67 57
												247	H	Presbyterian	90 48
												248	H	Austin Peay	78 75
												264	A	Lipscomb	91 59
												290	H	Murray St.	70 65
												290	N	Murray St.	88 64
												312	A	Tennessee Tech	68 60
												312	H	Tennessee Tech	78 59
												313	A	Eastern Ky.	77 55
												313	H	Eastern Ky.	95 62
												327	H	Fort Wayne	74 42
												329	A	Tennessee St.	87 70
												329	H	Tennessee St.	84 42
												346	A	Eastern Ill.	86 58
												346	H	Eastern Ill.	59 37
-----															
LAST 12 Division I GAMES:															
290	N	Murray St.	88 64	329	A	Tennessee St.	87 70	193	A	Morehead St.	83 62				
329	H	Tennessee St.	84 42	313	A	Eastern Ky.	77 55	155	H	SIUE	86 64				
164	A	Jacksonville St.	66 35	346	H	Eastern Ill.	59 37	248	H	Austin Peay	78 75				
193	H	Morehead St.	80 56												
313	H	Eastern Ky.	95 62												
312	A	Tennessee Tech	68 60												

Non-Div I Games: Trevecca Nazarene 97 39

Belmont

Average RPI Win:	269	WON-LOST	WINNING	LAST 10	STRENGTH OF	OPP. STRENGTH	TEAM	ADJ.	CONF.	ADJ CONF.
Average RPI Loss:	170	RECORD	PCT. RANK	GAMES	SCHEDULE	OF SCHEDULE	RPI	RPI	RPI	RPI
DIV. I ONLY	21- 5	21	9- 1	313	343	131	131	30	30	
DIV. I NON-CONF.	6- 4	122	0- 0	176	337	156	156	30	30	
-----										
TOTALS	RPI 1-25	RPI 26-50	W-L RECORDS	RPI 51-100	RPI 101-999	RPI 201+				
21- 5	0- 0	0- 1	OVERALL	0- 1	21- 3	15- 2				
10- 3	0- 0	0- 0	HOME	0- 1	10- 2	8- 1				
9- 2	0- 0	0- 1	AWAY	0- 0	9- 1	7- 1				
2- 0	0- 0	0- 0	NEUTRAL	0- 0	2- 0	0- 0				
6- 4	0- 0	0- 1	NON-CONFERENCE	0- 1	6- 2	3- 2				
3- 2	0- 0	0- 0	HOME	0- 1	3- 1	2- 1				
1- 2	0- 0	0- 1	AWAY	0- 0	1- 1	1- 1				
2- 0	0- 0	0- 0	NEUTRAL	0- 0	2- 0	0- 0				
15- 1	0- 0	0- 0	CONFERENCE	0- 0	15- 1	12- 0				
7- 1	0- 0	0- 0	HOME	0- 0	7- 1	6- 0				
8- 0	0- 0	0- 0	AWAY	0- 0	8- 0	6- 0				
0- 0	0- 0	0- 0	NEUTRAL	0- 0	0- 0	0- 0				

RPI 1-25	RPI 26-50	RPI 51-100	RPI 101+	Team's RPI: 131
RPI S Opponent Score	RPI S Opponent Score	RPI S Opponent Score	RPI S Opponent Score	Score
	47 A Miami (FL) 39 85	97 H Jacksonville 58 68	140 N Texas St. 62 56	
			165 H N. C. A&T 55 62	
			178 A Hampton 61 56	
			190 H Southern U. 68 56	
			200 A Norfolk St. 58 51	
			200 H Norfolk St. 60 45	
			201 N Richmond 63 50	
			243 H Prairie View 77 52	
			251 A North Florida 63 70	
			254 A Howard 59 55	
			263 H Grand Canyon 69 60	
			272 A UMES 55 48	
			272 H UMES 73 61	
			278 A Morgan St. 64 57	
			291 H Southeastern La. 58 60	
			314 A FIU 77 59	
			316 H N. C. Central 57 47	
			319 A Coppin St. 75 63	
			319 H Coppin St. 64 38	
			323 H South Carolina St. 68 50	
			331 A Delaware St. 68 60	
			341 A Florida A&M 62 42	
			341 H Florida A&M 44 42	
			344 H Savannah St. 75 54	
LAST 12 Division I GAMES:				
341 A Florida A&M 62 42	272 H UMES 73 61			
165 H N. C. A&T 55 62	200 H Norfolk St. 60 45			
344 H Savannah St. 75 54	319 H Coppin St. 64 38			
278 A Morgan St. 64 57	178 A Hampton 61 56			
319 A Coppin St. 75 63	200 A Norfolk St. 58 51			
316 H N. C. Central 57 47	331 A Delaware St. 68 60			

Non-Div I Games: Edward Waters 101 60 Palm Beach Atl. 61 48

Bethune-Cookman



Average RPI Win: 247	WON-LOST RECORD	WINNING PCT. RANK	LAST 10 GAMES	STRENGTH OF SCHEDULE	OPP. STRENGTH OF SCHEDULE	TEAM RPI	ADJ. RPI	CONF. RPI	ADJ CONF. RPI
Average RPI Loss: 132									
DIV. I ONLY	18- 10	94	7- 3	262	257	151	151	20	20
DIV. I NON-CONF.	8- 4	87	0- 0	300	252	153	153	24	24
-----									
TOTALS	RPI 1-25	RPI 26-50	W-L RECORDS	RPI 51-100	RPI 101-999	RPI 201+			
18- 10	0- 0	0- 0	OVERALL	3- 4	15- 6	12- 1			
7- 5	0- 0	0- 0	HOME	2- 2	5- 3	4- 0			
10- 4	0- 0	0- 0	AWAY	1- 2	9- 2	7- 0			
1- 1	0- 0	0- 0	NEUTRAL	0- 0	1- 1	1- 1			
8- 4	0- 0	0- 0	NON-CONFERENCE	2- 1	6- 3	6- 1			
3- 1	0- 0	0- 0	HOME	2- 0	1- 1	1- 0			
4- 2	0- 0	0- 0	AWAY	0- 1	4- 1	4- 0			
1- 1	0- 0	0- 0	NEUTRAL	0- 0	1- 1	1- 1			
10- 6	0- 0	0- 0	CONFERENCE	1- 3	9- 3	6- 0			
4- 4	0- 0	0- 0	HOME	0- 2	4- 2	3- 0			
6- 2	0- 0	0- 0	AWAY	1- 1	5- 1	3- 0			
0- 0	0- 0	0- 0	NEUTRAL	0- 0	0- 0	0- 0			

RPI S Opponent	Score	RPI S Opponent	Score	RPI S Opponent	Score	RPI S Opponent	Score	Team's RPI: 151
				70 H Penn	77 72	130 H Yale	69 73	
				75 A Maine	66 62	146 A Hartford	45 61	
				75 H Maine	38 61	146 H Hartford	64 59	
				76 A Albany (NY)	46 63	163 A Army West Point	61 73	
				76 H Albany (NY)	53 57	176 A Stony Brook	69 64	
				87 A Bucknell	59 64	176 H Stony Brook	59 67	
				100 H Dartmouth	80 64	183 A New Hampshire	54 52	
						183 H New Hampshire	61 63	
						210 N Tulsa	55 60	
						262 A Rider	76 54	
						271 A Cornell	66 58	
						272 N UMES	68 51	
						286 A Bryant	55 47	
						292 A Vermont	62 48	
						292 H Vermont	52 38	
						325 A UMBC	68 53	
						325 H UMBC	81 51	
						328 A Southern Utah	72 66	
						343 H NJIT	67 36	
						348 A UMass Lowell	76 46	
						348 H UMass Lowell	52 38	
-----								
LAST 12 Division I GAMES:								
146 A Hartford	45 61	75 H Maine	38 61					
76 H Albany (NY)	53 57	292 A Vermont	62 48					
348 H UMass Lowell	52 38	183 A New Hampshire	54 52					
292 H Vermont	52 38	325 H UMBC	81 51					
325 A UMBC	68 53	348 A UMass Lowell	76 46					
176 A Stony Brook	69 64	176 H Stony Brook	59 67					

Non-Div I Games: SUNY Cortland 90 36

Binghamton

Average RPI Win: 207

Average RPI Loss: 146

WON-LOST  
RECORDWINNING  
PCT. RANKLAST 10  
GAMESSTRENGTH OF  
SCHEDULEOPP. STRENGTH  
OF SCHEDULETEAM  
RPIADJ.  
RPICONF.  
RPIADJ CONF.  
RPIDIV. I ONLY  
DIV. I NON-CONF.17- 9  
4- 590  
2028- 2  
0- 0249  
288120  
128142  
260142  
26016  
1416  
14

TOTALS

RPI 1-25

RPI 26-50

W-L RECORDS

RPI 51-100

RPI 101-999

RPI 201+

17- 9

0- 0

0- 0

OVERALL

2- 4

15- 5

9- 3

9- 5

0- 0

0- 0

HOME

2- 2

7- 3

3- 2

8- 2

0- 0

0- 0

AWAY

0- 2

8- 0

6- 0

0- 2

0- 0

0- 0

NEUTRAL

0- 0

0- 2

0- 1

4- 5

0- 0

0- 0

NON-CONFERENCE

0- 1

4- 4

1- 2

2- 3

0- 0

0- 0

HOME

0- 1

2- 2

0- 1

2- 0

0- 0

0- 0

AWAY

0- 0

2- 0

1- 0

0- 2

0- 0

0- 0

NEUTRAL

0- 0

0- 2

0- 1

13- 4

0- 0

0- 0

CONFERENCE

2- 3

11- 1

8- 1

7- 2

0- 0

0- 0

HOME

2- 1

5- 1

3- 1

6- 2

0- 0

0- 0

AWAY

0- 2

6- 0

5- 0

0- 0

0- 0

0- 0

NEUTRAL

0- 0

0- 0

0- 0

RPI 1-25

RPI 26-50

RPI 51-100

RPI 101+

Team's RPI: 142

RPI S Opponent Score

RPI S Opponent Score

RPI S Opponent Score

RPI S Opponent Score

73 H Saint Mary's (CA) 72 74

74 H Wyoming 51 66

84 A UNLV 54 77

84 H UNLV 69 60

86 A New Mexi co 83 100

86 H New Mexi co 91 85

105 H Washington St. 53 61

115 H Saint Francis (PA) 87 59

120 A Colorado St. 62 58

120 H Colorado St. 55 49

134 H Fresno St. 75 66

143 A Eastern Wash. 61 57

173 N San Diego 52 72

197 H Washington 85 62

206 H CSU Bakersfi eld 59 65

207 A Nevada 63 55

207 H Nevada 68 72

266 A San Diego St. 86 70

266 H San Diego St. 64 53

268 A San Jose St. 112 80

296 A Air Force 58 47

296 H Air Force 49 46

304 A Utah St. 64 42

304 H Utah St. 68 60

305 N Northern Ariz. 60 62

318 A Portland 73 47

LAST 12 Division I GAMES:

266 H San Diego St. 64 53

120 H Colorado St. 55 49

296 A Air Force 58 47

207 A Nevada 63 55

304 H Utah St. 68 60

86 H New Mexico 91 85

84 A UNLV 54 77

296 H Air Force 49 46

268 A San Jose St. 112 80

207 H Nevada 68 72

304 A Utah St. 64 42

266 A San Diego St. 86 70

Non-Div I Games:

Corban

94 50

Northwest Chrst.

83 51

Boi se St.

Loss, Non-Conf, S Site, H Home A Away N Neutral







































































Average RPI Win: 223

Average RPI Loss: 145



WON-LOST  
RECORDWINNING  
PCT. RANKLAST 10  
GAMESSTRENGTH OF  
SCHEDULEOPP. STRENGTH  
OF SCHEDULETEAM  
RPIADJ.  
RPICONF.  
RPIADJ CONF.  
RPI

DIV. I ONLY	10- 18	250	2- 8	146	191	218	218	15	15
DIV. I NON-CONF.	5- 5	170	0- 0	160	165	143	143	18	18
TOTALS	RPI 1-25	RPI 26-50	W-L RECORDS	RPI 51-100	RPI 101-999	RPI 201+			
10- 18	0- 0	0- 1	OVERALL	0- 7	10- 10	7- 6			
4- 9	0- 0	0- 1	HOME	0- 3	4- 5	3- 3			
6- 9	0- 0	0- 0	AWAY	0- 4	6- 5	4- 3			
0- 0	0- 0	0- 0	NEUTRAL	0- 0	0- 0	0- 0			
5- 5	0- 0	0- 1	NON-CONFERENCE	0- 1	5- 3	3- 0			
2- 2	0- 0	0- 1	HOME	0- 0	2- 1	1- 0			
3- 3	0- 0	0- 0	AWAY	0- 1	3- 2	2- 0			
0- 0	0- 0	0- 0	NEUTRAL	0- 0	0- 0	0- 0			
5- 13	0- 0	0- 0	CONFERENCE	0- 6	5- 7	4- 6			
2- 7	0- 0	0- 0	HOME	0- 3	2- 4	2- 3			
3- 6	0- 0	0- 0	AWAY	0- 3	3- 3	2- 3			
0- 0	0- 0	0- 0	NEUTRAL	0- 0	0- 0	0- 0			

RPI S Opponent	Score	RPI S Opponent	Score	RPI S Opponent	Score	RPI S Opponent	Score	Team's RPI: 218
		44  UCF	32  47	54  Harvard	70  80	121  Delaware	85 79	
				59  American	50  66	137  Northeastern	74 73	
				59  American	54  61	163  Army West Point	60 59	
				81  Navy	48  59	163  Army West Point	47  48	
				81  Navy	59  64	174  Marist	52  80	
				87  Bucknel I	57  67	175  Brown	68  92	
				87  Bucknel I	58  63	183  New Hampshi re	57  72	
						202  Lehigh	58  74	
						202  Lehigh	56  65	
						203  Boston College	61 57	
						232  Holy Cross	64 58	
						232  Holy Cross	57  60	
						237  Loyol a Maryl and	52  65	
						237  Loyol a Maryl and	75 56	
						245  Lafayette	41  44	
						245  Lafayette	45  47	
						281  Col gate	62 49	
						281  Col gate	66 64	
						286  Bryant	78 61	
						292  Vermont	57 41	
LAST 12 Division I GAMES:								
237  Loyol a Maryl and	52  65	281  Col gate	66 64					
163  Army West Point	47  48	202  Lehigh	56  65					
245  Lafayette	41  44	87  Bucknel I	57  67					
81  Navy	48  59	245  Lafayette	45  47					
59  American	54  61	81  Navy	59  64					
232  Holy Cross	64 58	59  American	50  66					

Non-Div I Games:

Boston U.

 Loss, 
  Non-Conf, 
  S Site, 
  H Home 
  A Away 
 N Neutral

Average RPI Win:	231	WON-LOST	WINNING	LAST 10	STRENGTH OF	OPP. STRENGTH	TEAM	ADJ.	CONF.	ADJ CONF.
Average RPI Loss:	99	RECORD	PCT. RANK	GAMES	SCHEDULE	OF SCHEDULE	RPI	RPI	RPI	RPI
DIV. I ONLY	10- 17	243	1- 9	127	104	211	211	7	7	
DIV. I NON-CONF.	7- 3	74	0- 0	221	329	111	111	8	8	
-----										
TOTALS	RPI 1-25	RPI 26-50	W-L RECORDS	RPI 51-100	RPI 101-999	RPI 201+				
10- 17	0- 2	0- 3	OVERALL	0- 5	10- 7	7- 2				
5- 8	0- 1	0- 1	HOME	0- 3	5- 3	4- 2				
3- 9	0- 1	0- 2	AWAY	0- 2	3- 4	2- 0				
2- 0	0- 0	0- 0	NEUTRAL	0- 0	2- 0	1- 0				
7- 3	0- 0	0- 1	NON-CONFERENCE	0- 0	7- 2	5- 1				
3- 1	0- 0	0- 0	HOME	0- 0	3- 1	3- 1				
2- 2	0- 0	0- 1	AWAY	0- 0	2- 1	1- 0				
2- 0	0- 0	0- 0	NEUTRAL	0- 0	2- 0	1- 0				
3- 14	0- 2	0- 2	CONFERENCE	0- 5	3- 5	2- 1				
2- 7	0- 1	0- 1	HOME	0- 3	2- 2	1- 1				
1- 7	0- 1	0- 1	AWAY	0- 2	1- 3	1- 0				
0- 0	0- 0	0- 0	NEUTRAL	0- 0	0- 0	0- 0				

RPI 1-25				RPI 26-50				RPI 51-100				RPI 101+ Team's RPI: 211			
RPI	S	Opponent	Score	RPI	S	Opponent	Score	RPI	S	Opponent	Score	RPI	S	Opponent	Score
15	H	Buffalo	67 88	32	A	South Dakota St.	44 76	69	H	Toledo	67 77	110	A	Northern Ill.	68 73
22	A	Central Mich.	54 90	38	A	Ball St.	41 82	83	A	Miami (OH)	64 92	116	A	Cincinnati	51 75
				38	H	Ball St.	73 84	83	H	Miami (OH)	62 66	122	A	Western Mich.	58 67
								89	A	Ohio	58 69	122	H	Western Mich.	67 81
								89	H	Ohio	63 70	128	A	Robert Morris	64 62
												162	A	Kent St.	57 81
												162	H	Kent St.	60 50
												200	N	Norfolk St.	59 50
												216	H	Eastern Mich.	52 54
												217	H	Xavier	63 53
												220	N	Fla. Atlantic	66 55
												225	A	Akron	66 64
												225	H	Akron	84 63
												284	H	Canisius	57 71
												297	H	Valparaiso	90 77
												313	H	Eastern Ky.	77 60
												320	A	Detroit Mercy	85 81
-----															
LAST 12 Division I GAMES:															
225	H	Akron	84 63	83	H	Miami (OH)	62 66								
83	A	Miami (OH)	64 92	162	A	Kent St.	57 81								
15	H	Buffalo	67 88	69	H	Toledo	67 77								
89	A	Ohio	58 69	38	A	Ball St.	41 82								
110	A	Northern Ill.	68 73	89	H	Ohio	63 70								
122	H	Western Mich.	67 81	162	H	Kent St.	60 50								

Non-Div I Games: Ferris St. 82 73

Bowling Green

Average RPI Win:	280	WON-LOST	WINNING	LAST 10	STRENGTH OF	OPP. STRENGTH	TEAM	ADJ.	CONF.	ADJ CONF.
Average RPI Loss:	153	RECORD	PCT. RANK	GAMES	SCHEDULE	OF SCHEDULE	RPI	RPI	RPI	RPI
DIV. I ONLY	11- 16	229	2- 8	295	253	260	260	23	23	
DIV. I NON-CONF.	5- 5	170	0- 0	243	267	198	198	21	21	
-----										
TOTALS	RPI 1-25	RPI 26-50	W-L RECORDS	RPI 51-100	RPI 101-999	RPI 201+				
11- 16	0- 1	0- 0	OVERALL	1- 4	10- 11	10- 5				
5- 7	0- 0	0- 0	HOME	1- 2	4- 5	4- 2				
5- 9	0- 1	0- 0	AWAY	0- 2	5- 6	5- 3				
1- 0	0- 0	0- 0	NEUTRAL	0- 0	1- 0	1- 0				
5- 5	0- 1	0- 0	NON-CONFERENCE	1- 0	4- 4	4- 2				
3- 1	0- 0	0- 0	HOME	1- 0	2- 1	2- 0				
1- 4	0- 1	0- 0	AWAY	0- 0	1- 3	1- 2				
1- 0	0- 0	0- 0	NEUTRAL	0- 0	1- 0	1- 0				
6- 11	0- 0	0- 0	CONFERENCE	0- 4	6- 7	6- 3				
2- 6	0- 0	0- 0	HOME	0- 2	2- 4	2- 2				
4- 5	0- 0	0- 0	AWAY	0- 2	4- 3	4- 1				
0- 0	0- 0	0- 0	NEUTRAL	0- 0	0- 0	0- 0				

RPI 1-25				RPI 26-50				RPI 51-100				RPI 101+ Team's RPI: 260			
RPI	S	Opponent	Score	RPI	S	Opponent	Score	RPI	S	Opponent	Score	RPI	S	Opponent	Score
23	A	Green Bay	40 72					77	A	Drake	71 77	110	A	Northern Ill.	52 76
								77	H	Drake	75 84	114	H	Cleveland St.	65 67
								96	H	Western Ill.	87 80	133	A	UNI	50 63
								98	A	Missouri St.	54 74	133	H	UNI	40 51
								98	H	Missouri St.	65 71	156	A	Southern Ill.	53 62
												156	H	Southern Ill.	62 63
												227	A	Southeast Mo. St.	53 57
												229	A	Illinois	62 74
												230	N	Nicholls St.	75 65
												236	H	Omaha	69 56
												249	A	Illinois St.	62 42
												261	A	Indiana St.	50 65
												261	H	Indiana St.	70 74
												297	A	Valparaiso	88 69
												297	H	Valparaiso	69 58
												302	A	Loyola Chicago	59 57
												302	H	Loyola Chicago	61 71
												330	H	Ill.-Chicago	58 48
												346	A	Eastern Ill.	67 52
												349	A	Evansville	117 59
												349	H	Evansville	92 47
-----															
LAST 12 Division I GAMES:															
133	A	UNI	50 63	302	H	Loyola Chicago	61 71								
77	A	Drake	71 77	297	H	Valparaiso	69 58								
261	H	Indiana St.	70 74	77	H	Drake	75 84								
349	H	Evansville	92 47	133	H	UNI	40 51								
156	A	Southern Ill.	53 62	349	A	Evansville	117 59								
98	A	Missouri St.	54 74	261	A	Indiana St.	50 65								

Non-Div I Games: Lincoln (MO) 88 44

Bradley

Loss, 
Non-Conf, S Site, 
H Home
A Away 
N Neutral

Average RPI	Win: 235	WON-LOST RECORD	WINNING PCT. RANK	LAST 10 GAMES	STRENGTH OF SCHEDULE	OPP. STRENGTH OF SCHEDULE	TEAM RPI	ADJ. RPI	CONF. RPI	ADJ CONF. RPI
Average RPI	Loss: 106									
DIV. I ONLY	14- 10	123	2- 8	257	118	175	175	9	9	
DIV. I NON-CONF.	11- 1	13	0- 0	307	269	91	91	9	9	
-----										
TOTALS	RPI 1-25	RPI 26-50	W-L RECORDS	RPI 51-100	RPI 101-999	RPI 201+				
14- 10	0- 0	0- 2	OVERALL	0- 5	14- 3	11- 2				
6- 6	0- 0	0- 2	HOME	0- 3	6- 1	5- 1				
6- 4	0- 0	0- 0	AWAY	0- 2	6- 2	5- 1				
2- 0	0- 0	0- 0	NEUTRAL	0- 0	2- 0	1- 0				
11- 1	0- 0	0- 1	NON-CONFERENCE	0- 0	11- 0	9- 0				
4- 1	0- 0	0- 1	HOME	0- 0	4- 0	4- 0				
5- 0	0- 0	0- 0	AWAY	0- 0	5- 0	4- 0				
2- 0	0- 0	0- 0	NEUTRAL	0- 0	2- 0	1- 0				
3- 9	0- 0	0- 1	CONFERENCE	0- 5	3- 3	2- 2				
2- 5	0- 0	0- 1	HOME	0- 3	2- 1	1- 1				
1- 4	0- 0	0- 0	AWAY	0- 2	1- 2	1- 1				
0- 0	0- 0	0- 0	NEUTRAL	0- 0	0- 0	0- 0				

Brown

Brown

RPI 1-25				RPI 26-50				RPI 51-100				RPI 101+				Team's RPI: 175	
RPI	S	Opponent	Score	RPI	S	Opponent	Score	RPI	S	Opponent	Score	RPI	S	Opponent	Score		
				34	H	Princeton	62 77	54	A	Harvard	85 87	130	A	Yale	63 77		
				41	H	Cal i forni a	79 89	54	H	Harvard	74 86	130	H	Yale	81 71		
								70	H	Penn	55 88	178	N	Hampton	73 66		
								100	A	Dartmouth	73 78	191	A	Paci fic	74 57		
								100	H	Dartmouth	60 77	204	A	Col umbi a	84 80		
												204	H	Col umbi a	74 90		
												212	A	Provi dence	64 59		
												218	H	Boston U.	92 68		
												232	H	Hol y Cross	82 78		
												254	A	Howard	85 81		
												255	H	Sacred Heart	102 77		
												271	A	Cornel l	68 70		
												271	H	Cornel l	85 59		
												281	A	Col gate	83 73		
												286	H	Bryant	85 62		
												286	N	Bryant	72 60		
												295	A	Central Conn. St.	78 55		
LAST 12 Di vi si on I GAMES:																	
				271	H	Cornel l	85 59	34	H	Princeton	62 77						
				204	H	Col umbi a	74 90	70	H	Penn	55 88						
				100	H	Dartmouth	60 77	54	A	Harvard	85 87						
				54	H	Harvard	74 86	100	A	Dartmouth	73 78						
				204	A	Col umbi a	84 80	130	H	Yale	81 71						
				271	A	Cornel l	68 70	130	A	Yale	63 77						

Non-Di v I Games: Johnson &amp; Wales (RI) 100 79

Brown

Average RPI Win: 286	WON-LOST RECORD	WINNING PCT. RANK	LAST 10 GAMES	STRENGTH OF SCHEDULE	OPP. STRENGTH OF SCHEDULE	TEAM RPI	ADJ. RPI	CONF. RPI	ADJ CONF. RPI
Average RPI Loss: 184									
DIV. I ONLY	9- 18	261	4- 6	263	310	286	286	29	29
DIV. I NON-CONF.	1- 10	327	0- 0	222	231	329	329	29	29
-----									
TOTALS	RPI 1-25	RPI 26-50	W-L RECORDS	RPI 51-100	RPI 101-999	RPI 201+			
9- 18	0- 0	0- 0	OVERALL	0- 2	9- 16	9- 7			
4- 9	0- 0	0- 0	HOME	0- 0	4- 9	4- 4			
4- 8	0- 0	0- 0	AWAY	0- 2	4- 6	4- 3			
1- 1	0- 0	0- 0	NEUTRAL	0- 0	1- 1	1- 0			
1- 10	0- 0	0- 0	NON-CONFERENCE	0- 2	1- 8	1- 3			
0- 4	0- 0	0- 0	HOME	0- 0	0- 4	0- 1			
0- 5	0- 0	0- 0	AWAY	0- 2	0- 3	0- 2			
1- 1	0- 0	0- 0	NEUTRAL	0- 0	1- 1	1- 0			
8- 8	0- 0	0- 0	CONFERENCE	0- 0	8- 8	8- 4			
4- 5	0- 0	0- 0	HOME	0- 0	4- 5	4- 3			
4- 3	0- 0	0- 0	AWAY	0- 0	4- 3	4- 1			
0- 0	0- 0	0- 0	NEUTRAL	0- 0	0- 0	0- 0			

RPI S Opponent	Score	RPI S Opponent	Score	RPI S Opponent	Score	RPI S Opponent	Score
				63 A James Madison	36 67	115 A Saint Francis (PA)	69 87
				75 A Maine	68 70	115 H Saint Francis (PA)	78 94
						128 A Robert Morris	49 72
						128 H Robert Morris	61 67
						146 H Hartford	47 59
						151 H Binghamton	47 55
						175 A Brown	62 85
						175 N Brown	60 72
						183 H New Hampshire	65 74
						203 A Boston College	42 65
						218 H Boston U.	61 78
						232 A Holy Cross	57 59
						252 H St. Francis Brooklyn	73 63
						255 A Sacred Heart	81 73
						255 H Sacred Heart	60 56
						275 H LIU Brooklyn	75 56
						285 A Fairleigh Dickinson	65 48
						285 H Fairleigh Dickinson	69 77
						293 A Mt. St. Mary's	67 64
						293 H Mt. St. Mary's	63 68
						295 A Central Conn. St.	59 66
						295 H Central Conn. St.	66 50
						333 N Rhode Island	58 52
						334 A Wagner	70 60
						334 H Wagner	66 75
LAST 12 Division I GAMES:							
115 H Saint Francis (PA)	78 94	285 H Fairleigh Dickinson	69 77				
128 H Robert Morris	61 67	115 A Saint Francis (PA)	69 87				
334 A Wagner	70 60	128 A Robert Morris	49 72				
293 A Mt. St. Mary's	67 64	252 H St. Francis Brooklyn	73 63				
295 A Central Conn. St.	59 66	275 H LIU Brooklyn	75 56				
255 H Sacred Heart	60 56	255 A Sacred Heart	81 73				

Non-Div I Games:

Bryant



# Bucknell

B  
u  
c  
k  
n  
e  
l  
l

Bucknel I

Average RPI Win:	141	WON-LOST	WINNING	LAST 10	STRENGTH OF	OPP. STRENGTH	TEAM	ADJ.	CONF.	ADJ CONF.
Average RPI Loss:	105	RECORD	PCT. RANK	GAMES	SCHEDULE	OF SCHEDULE	RPI	RPI	RPI	RPI
DIV. I ONLY	24- 4	10	9- 1	95	75	15	15	7	7	
DIV. I NON-CONF.	9- 2	33	0- 0	218	49	44	44	8	8	
-----										
TOTALS	RPI 1-25	RPI 26-50	W-L RECORDS	RPI 51-100	RPI 101-999	RPI 201+				
24- 4	1- 1	1- 0	OVERALL	9- 1	13- 2	8- 1				
11- 0	1- 0	0- 0	HOME	3- 0	7- 0	4- 0				
10- 4	0- 1	1- 0	AWAY	4- 1	5- 2	4- 1				
3- 0	0- 0	0- 0	NEUTRAL	2- 0	1- 0	0- 0				
9- 2	0- 0	0- 0	NON-CONFERENCE	3- 1	6- 1	4- 1				
3- 0	0- 0	0- 0	HOME	0- 0	3- 0	2- 0				
3- 2	0- 0	0- 0	AWAY	1- 1	2- 1	2- 1				
3- 0	0- 0	0- 0	NEUTRAL	2- 0	1- 0	0- 0				
15- 2	1- 1	1- 0	CONFERENCE	6- 0	7- 1	4- 0				
8- 0	1- 0	0- 0	HOME	3- 0	4- 0	2- 0				
7- 2	0- 1	1- 0	AWAY	3- 0	3- 1	2- 0				
0- 0	0- 0	0- 0	NEUTRAL	0- 0	0- 0	0- 0				

RPI	S	Opponent	Score	RPI	S	Opponent	Score	RPI	S	Opponent	Score	RPI	S	Opponent	Score
22	A	Central Mich.	79 86	38	A	Ball St.	84 80	58	A	Arizona St.	57 76	110	A	Northern Ill.	84 86
22	H	Central Mich.	85 82					61	N	Nebraska	82 72	121	H	Delaware	87 73
								69	A	Toledo	84 73	122	H	Western Mich.	71 49
								69	H	Toledo	87 69	161	N	Clemson	61 41
								71	A	St. John's (NY)	73 72	162	A	Kent St.	81 51
								83	A	Miami (OH)	64 49	162	H	Kent St.	80 42
								83	H	Miami (OH)	72 67	204	A	Columbia	65 63
								84	N	UNLV	80 53	211	A	Bowling Green	88 67
								89	A	Ohio	67 63	216	H	Eastern Mich.	97 92
								89	H	Ohio	70 53	225	A	Akron	89 66
												225	H	Akron	85 71
												228	A	Niagara	62 75
												250	A	St. Bonaventure	76 59
												272	H	UMES	76 41
												284	H	Canisius	73 47
LAST 12 Division I GAMES:															
162	A	Kent St.	81 51	162	H	Kent St.	80 42								
89	H	Ohio	70 53	69	A	Toledo	84 73								
211	A	Bowling Green	88 67	22	A	Central Mich.	79 86								
225	H	Akron	85 71	216	H	Eastern Mich.	97 92								
22	H	Central Mich.	85 82	69	H	Toledo	87 69								
83	A	Miami (OH)	64 49	89	A	Ohio	67 63								

Non-Div I Games:

Buffalo

Butler

Butler			Through Games Of March 1, 2018								
Average RPI	Win:	187	WON-LOST RECORD	WINNING PCT. RANK	LAST 10 GAMES	STRENGTH OF SCHEDULE	OPP. STRENGTH OF SCHEDULE	TEAM RPI	ADJ. RPI	CONF. RPI	ADJ CONF. RPI
Average RPI	Loss:	72									
DIV. I ONLY			14- 16	199	2- 8	77	76	123	123	6	6
DIV. I NON-CONF.			8- 4	87	0- 0	117	203	72	72	6	6
-----											
TOTALS		RPI 1-25		RPI 26-50		W-L RECORDS		RPI 51-100	RPI 101-999		RPI 201+
14- 16		0- 5		2- 4		OVERALL		1- 3	11- 4		9- 2
7- 6		0- 2		1- 1		HOME		0- 1	6- 2		5- 1
6- 8		0- 3		1- 2		AWAY		0- 1	5- 2		4- 1
1- 2		0- 0		0- 1		NEUTRAL		1- 1	0- 0		0- 0
8- 4		0- 1		0- 2		NON-CONFERENCE		1- 1	7- 0		7- 0
4- 0		0- 0		0- 0		HOME		0- 0	4- 0		4- 0
3- 2		0- 1		0- 1		AWAY		0- 0	3- 0		3- 0
1- 2		0- 0		0- 1		NEUTRAL		1- 1	0- 0		0- 0
6- 12		0- 4		2- 2		CONFERENCE		0- 2	4- 4		2- 2
3- 6		0- 2		1- 1		HOME		0- 1	2- 2		1- 1
3- 6		0- 2		1- 1		AWAY		0- 1	2- 2		1- 1
0- 0		0- 0		0- 0		NEUTRAL		0- 0	0- 0		0- 0

Butler

RPI 1-25				RPI 26-50				RPI 51-100				RPI 101+ Team's RPI: 123			
RPI	S	Opponent	Score	RPI	S	Opponent	Score	RPI	S	Opponent	Score	RPI	S	Opponent	Score
14	A	South Fla.	55 71	27	A	Villanova	76 53	64	N	Virginia Tech	79 77	111	A	Georgetown	66 57
24	A	DePaul	65 87	27	H	Villanova	67 69	67	N	West Virginia	68 75	111	H	Georgetown	52 63
24	H	DePaul	68 86	38	A	Ball St.	75 87	71	A	St. John's (NY)	38 76	124	A	Seton Hall	64 75
25	A	Marquette	67 69	43	N	Drexel	62 76	71	H	St. John's (NY)	55 73	124	H	Seton Hall	66 48
25	H	Marquette	59 78	48	A	Creighton	55 64					205	H	Wisconsin	69 62
				48	H	Creighton	59 53					212	A	Providence	69 48
-----															
LAST 12 Division I GAMES:															
217	A	Xavier	54 57	71	A	St. John's (NY)	38 76								
48	A	Creighton	55 64	27	H	Villanova	67 69								
212	A	Providence	69 48	111	H	Georgetown	52 63								
25	H	Marquette	59 78	212	H	Providence	68 57								
24	H	DePaul	68 86	48	H	Creighton	59 53								
124	A	Seton Hall	64 75	24	A	DePaul	65 87								

Non-Div I Games:

Butler

Average RPI Win:	284	WON-LOST	WINNING	LAST 10	STRENGTH OF	OPP. STRENGTH	TEAM	ADJ.	CONF.	ADJ CONF.
Average RPI Loss:	187	RECORD	PCT. RANK	GAMES	SCHEDULE	OF SCHEDULE	RPI	RPI	RPI	RPI

DIV. I ONLY	14- 11	136	8- 2	332	300	206	206	31	31
DIV. I NON-CONF.	4- 8	239	0- 0	278	198	246	246	31	31
-----									
TOTALS	RPI 1-25	RPI 26-50	W-L RECORDS	RPI 51-100	RPI 101-999	RPI 201+			
14- 11	0- 1	0- 0	OVERALL	0- 1	14- 9	13- 6			
7- 2	0- 0	0- 0	HOME	0- 0	7- 2	7- 1			
7- 9	0- 1	0- 0	AWAY	0- 1	7- 7	6- 5			
0- 0	0- 0	0- 0	NEUTRAL	0- 0	0- 0	0- 0			
4- 8	0- 1	0- 0	NON-CONFERENCE	0- 1	4- 6	3- 3			
2- 1	0- 0	0- 0	HOME	0- 0	2- 1	2- 0			
2- 7	0- 1	0- 0	AWAY	0- 1	2- 5	1- 3			
0- 0	0- 0	0- 0	NEUTRAL	0- 0	0- 0	0- 0			
10- 3	0- 0	0- 0	CONFERENCE	0- 0	10- 3	10- 3			
5- 1	0- 0	0- 0	HOME	0- 0	5- 1	5- 1			
5- 2	0- 0	0- 0	AWAY	0- 0	5- 2	5- 2			
0- 0	0- 0	0- 0	NEUTRAL	0- 0	0- 0	0- 0			

RPI 1-25	RPI 26-50	RPI 51-100	RPI 101+	Team's RPI: 206
RPI S Opponent Score	RPI S Opponent Score	RPI S Opponent Score	RPI S Opponent Score	
13 A Stanford 34 57		57 A South Dakota 50 66	142 A Boise St. 65 59	
			144 A Cal Poly 57 59	
			186 H UC Irvine 59 72	
			195 A UTEP 56 67	
			209 A SMU 29 41	
			221 A New Mexico St. 48 56	
			221 H New Mexico St. 62 52	
			224 A Seattle U 56 64	
			224 H Seattle U 75 68	
			236 H Omaha 52 43	
			258 A UC Riverside 65 68	
			263 A Grand Canyon 69 40	
			268 A San Jose St. 57 67	
			280 A UMKC 76 62	
			280 H UMKC 58 60	
			311 A UTRGV 67 64	
			311 H UTRGV 71 30	
			321 H Cal St. Fullerton 55 43	
			324 A Utah Valley 64 60	
			324 H Utah Valley 63 58	
			328 A Southern Utah 46 45	
			345 A Chicago St. 63 36	
			345 H Chicago St. 63 49	
LAST 12 Division I GAMES:				
224 A Seattle U 56 64	345 A Chicago St. 63 36			
324 A Utah Valley 64 60	224 H Seattle U 75 68			
263 A Grand Canyon 69 40	345 H Chicago St. 63 49			
311 H UTRGV 71 30	280 H UMKC 58 60			
221 H New Mexico St. 62 52	221 A New Mexico St. 48 56			
280 A UMKC 76 62	311 A UTRGV 67 64			

Non-Div I Games: Fresno Pacific 74 63 Whittier 72 35

Average RPI Win:	220	WON-LOST	WINNING	LAST 10	STRENGTH OF	OPP. STRENGTH	TEAM	ADJ.	CONF.	ADJ CONF.
Average RPI Loss:	181	RECORD	PCT. RANK	GAMES	SCHEDULE	OF SCHEDULE	RPI	RPI	RPI	RPI
DIV. I ONLY	14- 14	175	5- 5	215	234	208	208	21	21	
DIV. I NON-CONF.	6- 7	184	0- 0	209	261	223	223	19	19	
-----										
TOTALS	RPI 1-25	RPI 26-50	W-L RECORDS	RPI 51-100	RPI 101-999	RPI 201+				
14- 14	0- 1	0- 0	OVERALL	1- 1	13- 12	8- 6				
9- 6	0- 0	0- 0	HOME	1- 0	8- 6	5- 3				
5- 7	0- 1	0- 0	AWAY	0- 1	5- 5	3- 3				
0- 1	0- 0	0- 0	NEUTRAL	0- 0	0- 1	0- 0				
6- 7	0- 1	0- 0	NON-CONFERENCE	0- 0	6- 6	4- 3				
4- 3	0- 0	0- 0	HOME	0- 0	4- 3	3- 1				
2- 3	0- 1	0- 0	AWAY	0- 0	2- 2	1- 2				
0- 1	0- 0	0- 0	NEUTRAL	0- 0	0- 1	0- 0				
8- 7	0- 0	0- 0	CONFERENCE	1- 1	7- 6	4- 3				
5- 3	0- 0	0- 0	HOME	1- 0	4- 3	2- 2				
3- 4	0- 0	0- 0	AWAY	0- 1	3- 3	2- 1				
0- 0	0- 0	0- 0	NEUTRAL	0- 0	0- 0	0- 0				

RPI 1-25				RPI 26-50				RPI 51-100				RPI 101+ Team's RPI: 208			
RPI	S	Opponent	Score	RPI	S	Opponent	Score	RPI	S	Opponent	Score	RPI	S	Opponent	Score
8	A	Oregon	43 91					56	A	UC Davis	46 72	118	N	Milwaukee	50 58
								56	H	UC Davis	75 71	134	H	Fresno St.	85 72
												141	A	Loyola Marymount	75 68
												144	A	Cal Poly	71 84
												144	H	Cal Poly	86 66
												148	H	Idaho	75 80
												150	H	Weber St.	61 64
												186	A	UC Irvine	47 56
												186	H	UC Irvine	71 67
												198	A	UC Santa Barbara	48 30
												198	H	UC Santa Barbara	73 74
												223	A	New Orleans	73 76
												224	H	Seattle U	67 62
												236	H	Omaha	60 68
												246	A	Hawaii	70 58
												246	H	Hawaii	54 56
												258	A	UC Riverside	58 69
												258	H	UC Riverside	60 55
												266	A	San Diego St.	55 58
												268	A	San Jose St.	76 59
												273	H	Arizona	66 63
												300	H	Long Beach St.	51 59
												305	H	Northern Ari z.	78 69
												321	A	Cal St. Fullerton	70 68
												321	H	Cal St. Fullerton	65 41
LAST 12 Division I GAMES:															
186	H	UC Irvine	71 67	56	H	UC Davis	75 71	198	A	UC Santa Barbara	48 30				
246	H	Hawaii	54 56	186	A	UC Irvine	47 56	246	A	Hawaii	70 58				
144	H	Cal Poly	86 66	258	A	UC Riverside	60 55	258	H	UC Riverside	60 55				
258	A	UC Riverside	58 69	321	H	Cal St. Fullerton	65 41								
56	A	UC Davis	46 72												
300	H	Long Beach St.	51 59												

Non-Div I Games: Biola 68 51

CSUN

Loss, 
Non-Conf, 
S Site, 
H Home
A Away
N Neutral

Average RPI Win:	252	WON-LOST	WINNING	LAST 10	STRENGTH OF	OPP. STRENGTH	TEAM	ADJ.	CONF.	ADJ CONF.
Average RPI Loss:	141	RECORD	PCT. RANK	GAMES	SCHEDULE	OF SCHEDULE	RPI	RPI	RPI	RPI
DIV. I ONLY	15- 11	126	7- 3	207	261	144	144	21	21	
DIV. I NON-CONF.	5- 6	187	0- 0	147	317	158	158	19	19	
-----										
TOTALS	RPI 1-25	RPI 26-50	W-L RECORDS	RPI 51-100	RPI 101-999	RPI 201+				
15- 11	0- 0	0- 1	OVERALL	0- 3	15- 7	12- 2				
10- 2	0- 0	0- 0	HOME	0- 1	10- 1	7- 0				
5- 9	0- 0	0- 1	AWAY	0- 2	5- 6	5- 2				
0- 0	0- 0	0- 0	NEUTRAL	0- 0	0- 0	0- 0				
5- 6	0- 0	0- 1	NON-CONFERENCE	0- 1	5- 4	4- 1				
3- 1	0- 0	0- 0	HOME	0- 0	3- 1	2- 0				
2- 5	0- 0	0- 1	AWAY	0- 1	2- 3	2- 1				
0- 0	0- 0	0- 0	NEUTRAL	0- 0	0- 0	0- 0				
10- 5	0- 0	0- 0	CONFERENCE	0- 2	10- 3	8- 1				
7- 1	0- 0	0- 0	HOME	0- 1	7- 0	5- 0				
3- 4	0- 0	0- 0	AWAY	0- 1	3- 3	3- 1				
0- 0	0- 0	0- 0	NEUTRAL	0- 0	0- 0	0- 0				

RPI	S	Opponent	Score	RPI	S	Opponent	Score	RPI	S	Opponent	Score	RPI	S	Opponent	Score
49	A	Minnesota	68 112	56	A	UC Davis	77 85	127	A	San Francisco	71 83	127	H	San Francisco	88 83
				56	H	UC Davis	76 80	128	H	Robert Morris	50 66	143	A	Eastern Wash.	72 75
				73	A	Saint Mary's (CA)	64 82	186	A	UC Irvine	66 107	186	H	UC Irvine	79 76
								198	A	UC Santa Barbara	68 73	198	H	UC Santa Barbara	73 72
								206	H	CSU Bakersfield	59 57	208	A	CSUN	66 86
								208	H	CSUN	84 71	246	H	Hawaii	52 50
								258	A	UC Riverside	87 82	258	H	UC Riverside	91 73
								263	H	Grand Canyon	75 69	288	A	North Dakota St.	73 69
								300	A	Long Beach St.	75 64	300	H	Long Beach St.	70 61
								305	A	Northern Ariz.	89 73	321	A	Cal St. Fullerton	72 63
								321	H	Cal St. Fullerton	63 56	324	A	Utah Valley	70 89
LAST 12 Division I GAMES:															
321	H	Cal St. Fullerton	63 56	258	H	UC Riverside	91 73								
198	H	UC Santa Barbara	73 72	246	H	Hawaii	52 50								
208	A	CSUN	66 86	321	A	Cal St. Fullerton	72 63								
186	A	UC Irvine	66 107	300	A	Long Beach St.	75 64								
300	H	Long Beach St.	70 61	56	H	UC Davis	76 80								
56	A	UC Davis	77 85	186	H	UC Irvine	79 76								

Non-Div I Games: Cal St. Monterey Bay 77 44

Cal Poly

Loss, 
Non-Conf, 
S Site, 
H Home
A Away
N Neutral

Average RPI Win: 286		WON-LOST RECORD	WINNING PCT. RANK	LAST 10 GAMES	STRENGTH OF SCHEDULE	OPP. STRENGTH OF SCHEDULE	TEAM RPI	ADJ. RPI	CONF. RPI	ADJ CONF. RPI
DIV. I ONLY		7- 20	290	1- 9	302	256	321	321	21	21
DIV. I NON-CONF.		4- 8	239	0- 0	305	331	288	288	19	19
TOTALS	RPI 1-25		RPI 26-50		W-L RECORDS	RPI 51-100	RPI 101-999		RPI 201+	
7- 20	0- 0		0- 0		OVERALL	0- 2	7- 18		7- 8	
5- 7	0- 0		0- 0		HOME	0- 1	5- 6		5- 1	
2- 12	0- 0		0- 0		AWAY	0- 1	2- 11		2- 7	
0- 1	0- 0		0- 0		NEUTRAL	0- 0	0- 1		0- 0	
4- 8	0- 0		0- 0		NON-CONFERENCE	0- 0	4- 8		4- 3	
2- 2	0- 0		0- 0		HOME	0- 0	2- 2		2- 0	
2- 5	0- 0		0- 0		AWAY	0- 0	2- 5		2- 3	
0- 1	0- 0		0- 0		NEUTRAL	0- 0	0- 1		0- 0	
3- 12	0- 0		0- 0		CONFERENCE	0- 2	3- 10		3- 5	
3- 5	0- 0		0- 0		HOME	0- 1	3- 4		3- 1	
0- 7	0- 0		0- 0		AWAY	0- 1	0- 6		0- 4	
0- 0	0- 0		0- 0		NEUTRAL	0- 0	0- 0		0- 0	

RPI 1-25				RPI 26-50				RPI 51-100				RPI 101+				Team's RPI: 321	
RPI	S	Opponent	Score	RPI	S	Opponent	Score	RPI	S	Opponent	Score	RPI	S	Opponent	Score		
								56	A	UC Davis	53	67	144	A	Cal Poly	56	63
								56	H	UC Davis	55	67	144	H	Cal Poly	63	72
													148	A	Idaho	60	80
													172	H	Denver	58	83
													179	N	Oral Roberts	50	60
													186	H	UC Irvine	60	76
													191	A	Pacific	65	81
													195	H	UTEP	91	92
													198	A	UC Santa Barbara	59	78
													198	H	UC Santa Barbara	52	59
													206	A	CSU Bakersfield	43	55
													208	A	CSUN	41	65
													208	H	CSUN	68	70
													238	A	Montana	47	68
													246	A	Hawaii	54	59
													246	H	Hawaii	69	57
													258	A	UC Riverside	50	63
													258	H	UC Riverside	71	62
													266	A	San Diego St.	58	59
													267	H	UTSA	55	46
													287	A	Santa Clara	73	69
													300	A	Long Beach St.	47	67
													300	H	Long Beach St.	67	61
													318	H	Portland	66	61
													324	A	Utah Valley	73	36
LAST 12 Division I GAMES:																	
				56	H	UC Davis	55	67					246	A	Hawaii	54	59
				144	A	Cal Poly	56	63					186	H	UC Irvine	60	76
				258	H	UC Riverside	71	62					144	H	Cal Poly	63	72
				300	A	Long Beach St.	47	67					56	A	UC Davis	53	67
				198	A	UC Santa Barbara	59	78					208	A	CSUN	41	65
				198	H	UC Santa Barbara	52	59					258	A	UC Riverside	50	63

Cal St. Fullerton

Cal i forni a					Through Games Of March 1, 2018						
Average RPI	Win:	158	WON-LOST	WINNING	LAST 10	STRENGTH OF	OPP. STRENGTH	TEAM	ADJ.	CONF.	ADJ CONF.
Average RPI	Loss:	23	RECORD	PCT. RANK	GAMES	SCHEDULE	OF SCHEDULE	RPI	RPI	RPI	RPI
DIV. I ONLY		21- 9	66	6- 4	64	27	41	41	5	5	
DIV. I NON-CONF.		9- 2	33	0- 0	48	107	23	23	3	3	
-----											
TOTALS	RPI 1-25		RPI 26-50		W-L RECORDS		RPI 51-100		RPI 101-999		RPI 201+
21- 9	1- 6		2- 1		OVERALL		2- 2		16- 0		5- 0
12- 3	1- 2		1- 0		HOME		1- 1		9- 0		3- 0
8- 6	0- 4		1- 1		AWAY		1- 1		6- 0		2- 0
1- 0	0- 0		0- 0		NEUTRAL		0- 0		1- 0		0- 0
9- 2	0- 2		0- 0		NON-CONFERENCE		2- 0		7- 0		3- 0
5- 1	0- 1		0- 0		HOME		1- 0		4- 0		2- 0
4- 1	0- 1		0- 0		AWAY		1- 0		3- 0		1- 0
0- 0	0- 0		0- 0		NEUTRAL		0- 0		0- 0		0- 0
12- 7	1- 4		2- 1		CONFERENCE		0- 2		9- 0		2- 0
7- 2	1- 1		1- 0		HOME		0- 1		5- 0		1- 0
4- 5	0- 3		1- 1		AWAY		0- 1		3- 0		1- 0
1- 0	0- 0		0- 0		NEUTRAL		0- 0		1- 0		0- 0

RPI 1-25				RPI 26-50				Team's RPI: 41				RPI 51-100				RPI 101+			
RPI	S	Opponent	Score	RPI	S	Opponent	Score	RPI	S	Opponent	Score	RPI	S	Opponent	Score	RPI	S	Opponent	Score
2	A	UConn	47 82	33	A	Oregon St.	48 68	58	A	Ari zona St.	71 80	105	A	Washi ngton St.	67 54				
8	A	Oregon	54 91	46	A	Southern Cal i forni a	62 59	58	H	Ari zona St.	42 57	105	H	Washi ngton St.	66 60				
10	A	UCLA	52 60	46	H	Southern Cal i forni a	76 64	73	H	Saint Mary' s (CA)	87 80	107	H	Utah	84 73				
10	H	UCLA	46 82					85	A	Kentucky	62 52	139	H	Col orado	78 76				
13	A	Stanford	69 74									152	H	BYU	70 45				
13	H	Stanford	78 66									173	H	San Di ego	89 64				
19	H	Mi ssouri	52 55									175	A	Brown	89 79				
													191	A	Paci fic	92 85			
													197	A	Washi ngton	83 67			
													197	H	Washi ngton	69 60			
													197	N	Washi ngton	71 68			
													224	H	Seattle U	87 67			
													259	H	Manhattan	87 66			
													273	A	Ari zona	53 51			
													273	H	Ari zona	63 39			
													287	A	Santa Cl ara	79 41			
LAST 12 Di vi si on I GAMES:																			
197	N	Washington	71 68	139	H	Col orado	78 76												
197	A	Washington	83 67	33	A	Oregon St.	48 68												
105	A	Washi ngton St.	67 54	8	A	Oregon	54 91												
13	H	Stanford	78 66	58	H	Ari zona St.	42 57												
13	A	Stanford	69 74	273	H	Ari zona	63 39												
107	H	Utah	84 73	46	A	Southern Cal i forni a	62 59												

Non-Di v I Games:

Cal i forni a



Average RPI Win:	280	WON-LOST	WINNING	LAST 10	STRENGTH OF	OPP. STRENGTH	TEAM	ADJ.	CONF.	ADJ CONF.
Average RPI Loss:	197	RECORD	PCT. RANK	GAMES	SCHEDULE	OF SCHEDULE	RPI	RPI	RPI	RPI
DIV. I ONLY	13- 13	175	5- 5	331	316	253	253	27	27	
DIV. I NON-CONF.	5- 4	146	0- 0	309	292	225	225	28	28	
-----										
TOTALS	RPI 1-25	RPI 26-50	W-L RECORDS	RPI 51-100	RPI 101-999	RPI 201+				
13- 13	0- 0	0- 0	OVERALL	0- 3	13- 10	12- 6				
7- 6	0- 0	0- 0	HOME	0- 2	7- 4	7- 1				
6- 7	0- 0	0- 0	AWAY	0- 0	6- 4	5- 4				
0- 0	0- 0	0- 0	NEUTRAL	0- 0	0- 0	0- 0				
5- 4	0- 0	0- 0	NON-CONFERENCE	0- 1	5- 3	5- 1				
2- 2	0- 0	0- 0	HOME	0- 1	2- 1	2- 0				
3- 2	0- 0	0- 0	AWAY	0- 0	3- 2	3- 1				
0- 0	0- 0	0- 0	NEUTRAL	0- 0	0- 0	0- 0				
8- 9	0- 0	0- 0	CONFERENCE	0- 2	8- 7	7- 5				
5- 4	0- 0	0- 0	HOME	0- 1	5- 3	5- 1				
3- 5	0- 0	0- 0	AWAY	0- 1	3- 4	2- 4				
0- 0	0- 0	0- 0	NEUTRAL	0- 0	0- 0	0- 0				

RPI 1-25				RPI 26-50				RPI 51-100				RPI 101+ Team's RPI: 253					
RPI	S	Opponent	Score	RPI	S	Opponent	Score	RPI	S	Opponent	Score	RPI	S	Opponent	Score		
								55	H	Mercer	57	58	136	H	Radford	50	51
								88	A	Liberty	42	60	171	A	Kansas	48	66
								88	H	Liberty	33	46	196	A	High Point	51	44
												196	H	High Point	53	62	
												200	H	Norfolk St.	27	53	
												215	A	UNCG	72	61	
												222	A	Gardner-Webb	73	44	
												222	H	Gardner-Webb	63	55	
												231	A	UNC Asheville	33	38	
												231	H	UNC Asheville	52	60	
												247	A	Presbyterian	59	65	
												247	H	Presbyterian	53	40	
												254	A	Howard	61	63	
												274	A	Col. of Charleston	53	45	
												294	H	USC Upstate	69	49	
												306	H	Western Caro.	58	51	
												316	A	N.C. Central	58	51	
												322	A	Charleston So.	59	63	
												322	H	Charleston So.	58	49	
												339	A	Winthrop	72	48	
												339	H	Winthrop	57	45	
												342	A	Longwood	50	57	
												342	H	Longwood	58	48	
LAST 12 Division I GAMES:																	
				222	H	Gardner-Webb	63	55	322	A	Charleston So.	59	63				
				339	H	Winthrop	57	45	196	A	High Point	51	44				
				231	A	UNC Asheville	33	38	136	H	Radford	50	51				
				342	A	Longwood	50	57	342	H	Longwood	58	48				
				247	H	Presbyterian	53	40	222	A	Gardner-Webb	73	44				
				88	H	Liberty	33	46	88	A	Liberty	42	60				

Non-Div I Games: William Peace 94 42 Columbia Int'l 78 39

Campbell

Average RPI Win: 272	WON-LOST RECORD	WINNING PCT. RANK	LAST 10 GAMES	STRENGTH OF SCHEDULE	OPP. STRENGTH OF SCHEDULE	TEAM RPI	ADJ. RPI	CONF. RPI	ADJ CONF. RPI
Average RPI Loss: 188									
DIV. I ONLY	10- 20	261	4- 6	260	295	284	284	28	28
DIV. I NON-CONF.	2- 9	295	0- 0	196	262	293	293	25	25
-----									
TOTALS	RPI 1-25	RPI 26-50	W-L RECORDS	RPI 51-100	RPI 101-999	RPI 201+			
10- 20	0- 1	0- 2	OVERALL	0- 2	10- 15	9- 9			
5- 9	0- 0	0- 1	HOME	0- 0	5- 8	4- 5			
5- 9	0- 0	0- 0	AWAY	0- 1	5- 0	5- 0			
0- 2	0- 0	0- 0	NEUTRAL	0- 0	0- 2	0- 1			
2- 9	0- 1	0- 0	NON-CONFERENCE	0- 2	2- 6	2- 3			
1- 4	0- 0	0- 0	HOME	0- 0	1- 4	1- 2			
1- 4	0- 1	0- 0	AWAY	0- 2	1- 1	1- 1			
0- 1	0- 0	0- 0	NEUTRAL	0- 0	0- 1	0- 0			
8- 11	0- 0	0- 2	CONFERENCE	0- 0	8- 9	7- 6			
4- 5	0- 0	0- 1	HOME	0- 0	4- 4	3- 3			
4- 5	0- 0	0- 1	AWAY	0- 0	4- 4	4- 2			
0- 1	0- 0	0- 0	NEUTRAL	0- 0	0- 1	0- 1			

RPI 1-25				RPI 26-50				RPI 51-100				RPI 101+ Team's RPI: 284			
RPI	S	Opponent	Score	RPI	S	Opponent	Score	RPI	S	Opponent	Score	RPI	S	Opponent	Score
15	A	Buffalo	47 73	42	A	Quinnipiac	39 64	83	A	Miami (OH)	47 72	104	N	Middle Tenn.	45 55
				42	H	Quinnipiac	55 84	87	A	Bucknell	57 76	174	A	Marist	47 58
												174	H	Marist	53 78
												188	H	Oakland	48 83
												193	H	Morehead St.	52 76
												194	A	Siena	59 68
												194	H	Siena	65 57
												211	A	Bowling Green	71 57
												228	A	Niagara	72 66
												228	H	Niagara	64 60
												250	H	St. Bonaventure	71 69
												259	A	Manhattan	39 58
												259	H	Manhattan	56 59
												262	A	Rider	54 70
												262	H	Rider	54 62
												265	H	Fairfield	52 56
												271	H	Cornell	59 67
												281	H	Colgate	63 70
												289	A	Monmouth	60 48
												289	H	Monmouth	62 50
												289	N	Monmouth	58 61
												311	A	UTRGV	46 63
												340	A	Iona	53 49
												347	A	Saint Peter's	66 53
												347	H	Saint Peter's	52 49
LAST 12 Division I GAMES:															
289	N	Monmouth	58 61	42	A	Quinnipiac	39 64								
194	A	Siena	59 68	347	H	Saint Peter's	52 49								
228	A	Niagara	72 66	228	H	Niagara	64 60								
262	H	Rider	54 62	174	H	Marist	53 78								
289	H	Monmouth	62 50	42	H	Quinnipiac	55 84								
174	A	Marist	47 58	289	A	Monmouth	60 48								

Non-Div I Games:

Canisius

Average RPI Win:	264	WON-LOST	WINNING	LAST 10	STRENGTH OF	OPP. STRENGTH	TEAM	ADJ.	CONF.	ADJ CONF.
Average RPI Loss:	116	RECORD	PCT. RANK	GAMES	SCHEDULE	OF SCHEDULE	RPI	RPI	RPI	RPI
DIV. I ONLY	16- 8	81	7- 3	246	251	119	119	26	26	
DIV. I NON-CONF.	3- 4	209	0- 0	55	24	86	86	26	26	
-----										
TOTALS	RPI 1-25	RPI 26-50	W-L RECORDS	RPI 51-100	RPI 101-999	RPI 201+				
16- 8	0- 3	0- 0	OVERALL	1- 0	15- 5	14- 2				
7- 2	0- 0	0- 0	HOME	1- 0	6- 2	6- 1				
7- 6	0- 0	0- 0	AWAY	0- 0	7- 0	7- 0				
2- 0	0- 0	0- 0	NEUTRAL	0- 0	2- 0	1- 0				
3- 4	0- 3	0- 0	NON-CONFERENCE	0- 0	3- 1	2- 0				
1- 0	0- 0	0- 0	HOME	0- 0	1- 0	1- 0				
0- 4	0- 3	0- 0	AWAY	0- 0	0- 1	0- 0				
2- 0	0- 0	0- 0	NEUTRAL	0- 0	2- 0	1- 0				
13- 4	0- 0	0- 0	CONFERENCE	1- 0	12- 4	12- 2				
6- 2	0- 0	0- 0	HOME	1- 0	5- 2	5- 1				
7- 2	0- 0	0- 0	AWAY	0- 0	7- 2	7- 1				
0- 0	0- 0	0- 0	NEUTRAL	0- 0	0- 0	0- 0				

RPI 1-25				RPI 26-50				RPI 51-100				RPI 101+ Team's RPI: 119			
RPI	S	Opponent	Score	RPI	S	Opponent	Score	RPI	S	Opponent	Score	RPI	S	Opponent	Score
4	A	Baylor	55 86					92	H	Lamar Uni versi ty	51 39	109	A	SFA	46 59
9	A	Tennessee	34 77									109	H	SFA	50 55
18	A	Texas A&M	61 72									161	N	Clemson	53 47
												166	A	South Ala.	43 64
												223	H	New Orleans	48 52
												230	A	Nicholls St.	69 48
												230	H	Nicholls St.	60 42
												234	A	A&M-Corpus Christi	58 50
												240	A	Abilene Christian	73 61
												240	H	Abilene Christian	63 45
												279	A	McNeese	51 45
												288	N	North Dakota St.	68 45
												291	A	Southeastern La.	70 78
												291	H	Southeastern La.	63 47
												298	H	Alcorn	75 52
												309	H	Houston Baptist	64 56
												317	A	Incarnate Word	57 35
												335	A	Sam Houston St.	73 53
												335	H	Sam Houston St.	69 44
												337	A	Northwestern St.	61 53
LAST 12 Division I GAMES:															
335	A	Sam Houston St.	73 53	291	A	Southeastern La.	70 78								
240	A	Abilene Christian	73 61	337	A	Northwestern St.	61 53								
109	H	SFA	50 55	109	A	SFA	46 59								
230	H	Nicholls St.	60 42	240	H	Abilene Christian	63 45								
279	A	McNeese	51 45	223	H	New Orleans	48 52								
309	H	Houston Baptist	64 56	230	A	Nicholls St.	69 48								

Non-Div I Games: Central Baptist 75 34 Williams Baptist 77 31 Crowley's Ridge 106 23 Hendrix 79 22 Central Ark.

Central Conn. St.			Through Games Of March 1, 2018								
Average RPI	Win:	292	WON-LOST	WINNING	LAST 10	STRENGTH OF	OPP. STRENGTH	TEAM	ADJ.	CONF.	ADJ CONF.
Average RPI	Loss:	176	RECORD	PCT. RANK	GAMES	SCHEDULE	OF SCHEDULE	RPI	RPI	RPI	RPI
DIV. I ONLY			6- 21	311	4- 6	164	314	295	295	29	29
DIV. I NON-CONF.			0- 11	337	0- 0	62	196	295	295	29	29
-----											
TOTALS		RPI 1-25		RPI 26-50		W-L RECORDS		RPI 51-100	RPI 101-999	RPI 201+	
6- 21		0- 0		0- 1		OVERALL		0- 4	6- 16	6- 8	
4- 9		0- 0		0- 0		HOME		0- 1	4- 8	4- 4	
2- 12		0- 0		0- 1		AWAY		0- 3	2- 8	2- 4	
0- 0		0- 0		0- 0		NEUTRAL		0- 0	0- 0	0- 0	
0- 11		0- 0		0- 1		NON-CONFERENCE		0- 4	0- 6	0- 2	
0- 4		0- 0		0- 0		HOME		0- 1	0- 3	0- 1	
0- 7		0- 0		0- 1		AWAY		0- 3	0- 3	0- 1	
0- 0		0- 0		0- 0		NEUTRAL		0- 0	0- 0	0- 0	
6- 10		0- 0		0- 0		CONFERENCE		0- 0	6- 10	6- 6	
4- 5		0- 0		0- 0		HOME		0- 0	4- 5	4- 3	
2- 5		0- 0		0- 0		AWAY		0- 0	2- 5	2- 3	
0- 0		0- 0		0- 0		NEUTRAL		0- 0	0- 0	0- 0	

RPI 1-25				RPI 26-50				RPI 51-100				RPI 101+ Team's RPI: 295			
RPI	S	Opponent	Score	RPI	S	Opponent	Score	RPI	S	Opponent	Score	RPI	S	Opponent	Score
				30	A	Virginia	59 103	67	A	West Virginia	52 102	115	A	Saint Francis (PA)	59 87
								72	A	Duquesne	58 83	115	H	Saint Francis (PA)	75 85
								76	H	Albany (NY)	60 72	128	A	Robert Morris	47 66
								90	A	Penn St.	66 83	128	H	Robert Morris	51 67
												130	H	Yale	62 75
												146	A	Hartford	52 68
												175	H	Brown	55 78
												176	A	Stony Brook	55 60
												252	H	St. Francis Brooklyn	70 78
												255	A	Sacred Heart	73 71
												255	H	Sacred Heart	69 59
												275	H	LIU Brooklyn	54 61
												278	H	Morgan St.	41 61
												285	A	Fairleigh Dickinson	49 78
												285	H	Fairleigh Dickinson	76 56
												286	A	Bryant	50 66
												286	H	Bryant	66 59
												292	A	Vermont	48 62
												293	A	Mt. St. Mary's	56 76
												293	H	Mt. St. Mary's	56 68
												334	A	Wagner	66 64
												334	H	Wagner	59 56
-----															
LAST 12 Division I GAMES:															
				128	H	Robert Morris	51 67	255	A	Sacred Heart	73 71				
				115	H	Saint Francis (PA)	75 85	128	A	Robert Morris	47 66				
				293	A	Mt. St. Mary's	56 76	115	A	Saint Francis (PA)	59 87				
				334	A	Wagner	66 64	275	H	LIU Brooklyn	54 61				
				286	H	Bryant	66 59	252	H	St. Francis Brooklyn	70 78				
				285	H	Fairleigh Dickinson	76 56	285	A	Fairleigh Dickinson	49 78				

Non-Div I Games:

Average RPI Win:	144	WON-LOST	WINNING	LAST 10	STRENGTH OF	OPP. STRENGTH	TEAM	ADJ.	CONF.	ADJ CONF.
Average RPI Loss:	47	RECORD	PCT. RANK	GAMES	SCHEDULE	OF SCHEDULE	RPI	RPI	RPI	RPI
DIV. I ONLY	23- 4	13	9- 1	74	84	22	22	7	7	
DIV. I NON-CONF.	7- 3	74	0- 0	192	64	93	93	8	8	
-----										
TOTALS	RPI 1-25	RPI 26-50	W-L RECORDS	RPI 51-100	RPI 101-999	RPI 201+				
23- 4	1- 1	2- 1	OVERALL	4- 2	16- 0	7- 0				
11- 2	1- 0	1- 1	HOME	2- 1	7- 0	3- 0				
10- 2	0- 1	1- 0	AWAY	2- 1	7- 0	3- 0				
2- 0	0- 0	0- 0	NEUTRAL	0- 0	2- 0	1- 0				
7- 3	0- 0	0- 1	NON-CONFERENCE	0- 2	7- 0	3- 0				
2- 2	0- 0	0- 1	HOME	0- 1	2- 0	1- 0				
3- 1	0- 0	0- 0	AWAY	0- 1	3- 0	1- 0				
2- 0	0- 0	0- 0	NEUTRAL	0- 0	2- 0	1- 0				
16- 1	1- 1	2- 0	CONFERENCE	4- 0	9- 0	4- 0				
9- 0	1- 0	1- 0	HOME	2- 0	5- 0	2- 0				
7- 1	0- 1	1- 0	AWAY	2- 0	4- 0	2- 0				
0- 0	0- 0	0- 0	NEUTRAL	0- 0	0- 0	0- 0				

RPI 1-25				RPI 26-50				RPI 51-100				RPI 101+			
RPI	S	Opponent	Score	RPI	S	Opponent	Score	RPI	S	Opponent	Score	RPI	S	Opponent	Score
15	A	Buffalo	82 85	38	A	Ball St.	69 65	60	H	Purdue	69 79	106	N	Iowa St.	81 60
15	H	Buffalo	86 79	38	H	Ball St.	88 80	69	H	Tol edo	85 47	110	A	Northern Ill.	81 78
				42	H	Qui nni pi ac	70 84	72	A	Duquesne	61 64	110	H	Northern Ill.	91 77
								83	A	Mi ami (OH)	84 66	122	A	Western Mi ch.	78 62
								89	A	Ohi o	74 72	122	H	Western Mi ch.	74 70
								89	H	Ohi o	82 58	147	H	Vanderbi l t	92 75
												155	A	SIUE	94 56
												162	H	Kent St.	88 84
												188	A	Oakl and	103 85
												211	H	Bowl ing Green	90 54
												216	A	Eastern Mi ch.	95 72
												216	H	Eastern Mi ch.	95 82
												225	A	Akron	95 86
												261	A	Indiana St.	77 67
												266	N	San Diego St.	85 76
												274	H	Col. of Charleston	79 58
-----															
LAST 12 Division I GAMES:															
38	H	Ball St.	88 80	89	A	Ohi o	74 72	216	A	Eastern Mi ch.	95 72				
122	A	Western Mi ch.	78 62	15	H	Buffal o	86 79	122	H	Western Mi ch.	74 70				
110	H	Northern Ill.	91 77	225	A	Akron	95 86	110	A	Northern Ill.	81 78				
216	H	Eastern Mi ch.	95 82												
15	A	Buffal o	82 85												
69	H	Tol edo	85 47												

Non-Div I Games: Aquinas 96 47

Central Mich.

Average RPI Win:	306	WON-LOST	WINNING	LAST 10	STRENGTH OF	OPP. STRENGTH	TEAM	ADJ.	CONF.	ADJ CONF.
Average RPI Loss:	201	RECORD	PCT. RANK	GAMES	SCHEDULE	OF SCHEDULE	RPI	RPI	RPI	RPI
DIV. I ONLY	7- 18	280	3- 7	325	319	322	322	27	27	
DIV. I NON-CONF.	2- 6	280	0- 0	339	255	338	338	28	28	
-----										
TOTALS	RPI 1-25	RPI 26-50	W-L RECORDS	RPI 51-100	RPI 101-999	RPI 201+				
7- 18	0- 0	0- 0	OVERALL	0- 3	7- 15	7- 9				
4- 7	0- 0	0- 0	HOME	0- 1	4- 6	4- 4				
3- 10	0- 0	0- 0	AWAY	0- 0	3- 4	3- 2				
0- 1	0- 0	0- 0	NEUTRAL	0- 0	0- 1	0- 0				
2- 6	0- 0	0- 0	NON-CONFERENCE	0- 1	2- 5	2- 3				
1- 2	0- 0	0- 0	HOME	0- 0	1- 2	1- 2				
1- 3	0- 0	0- 0	AWAY	0- 1	1- 2	1- 1				
0- 1	0- 0	0- 0	NEUTRAL	0- 0	0- 1	0- 0				
5- 12	0- 0	0- 0	CONFERENCE	0- 2	5- 10	5- 6				
3- 5	0- 0	0- 0	HOME	0- 1	3- 4	3- 2				
2- 7	0- 0	0- 0	AWAY	0- 1	2- 6	2- 4				
0- 0	0- 0	0- 0	NEUTRAL	0- 0	0- 0	0- 0				

RPI 1-25				RPI 26-50				RPI 51-100				RPI 101+				Team's RPI: 322
RPI	S	Opponent	Score	RPI	S	Opponent	Score	RPI	S	Opponent	Score	RPI	S	Opponent	Score	
								65	A	Georgi a Tech	51 78	136	A	Radford	57 74	
								88	A	Li berty	53 63	136	H	Radford	56 61	
								88	H	Li berty	57 95	146	N	Hartford	43 62	
												161	A	Clemson	30 66	
												196	A	Hi gh Point	49 52	
												196	H	Hi gh Point	74 75	
												222	A	Gardner-Webb	52 68	
												222	H	Gardner-Webb	59 75	
												231	A	UNC Asheville	69 71	
												231	H	UNC Asheville	61 78	
												247	A	Presbyteri an	64 61	
												253	A	Campbel l	49 58	
												253	H	Campbel l	63 59	
												264	H	Li pscomb	54 58	
												299	A	Wofford	68 45	
												314	A	FIU	70 77	
												319	H	Coppin St.	72 58	
												323	H	South Carolina St.	58 60	
												339	A	Wi nthrop	56 62	
												339	H	Wi nthrop	81 45	
												342	A	Longwood	78 61	
												342	H	Longwood	73 57	
-----																
LAST 12 Division I GAMES:																
				339	A	Wi nthrop	56 62	253	H	Campbel l	63 59					
				88	H	Li berty	57 95	342	A	Longwood	78 61					
				196	A	Hi gh Point	49 52	247	A	Presbyteri an	64 61					
				222	H	Gardner-Webb	59 75	196	H	Hi gh Point	74 75					
				231	A	UNC Asheville	69 71	231	H	UNC Asheville	61 78					
				136	A	Radford	57 74	222	A	Gardner-Webb	52 68					

Non-Div I Games: Southern Wesleyan 94 56 Erskine 79 43

Charleston So.

Average RPI Win:	229	WON-LOST	WINNING	LAST 10	STRENGTH OF	OPP. STRENGTH	TEAM	ADJ.	CONF.	ADJ CONF.
Average RPI Loss:	118	RECORD	PCT. RANK	GAMES	SCHEDULE	OF SCHEDULE	RPI	RPI	RPI	RPI
DIV. I ONLY	13- 15	202	7- 3	117	160	157	157	18	18	
DIV. I NON-CONF.	4- 9	249	0- 0	105	112	222	222	20	20	
-----										
TOTALS	RPI 1-25	RPI 26-50	W-L RECORDS	RPI 51-100	RPI 101-999	RPI 201+				
13- 15	0- 1	0- 3	OVERALL	2- 1	11- 10	8- 2				
8- 4	0- 0	0- 1	HOME	1- 1	7- 2	6- 0				
5- 9	0- 0	0- 1	AWAY	1- 0	4- 8	2- 2				
0- 2	0- 1	0- 1	NEUTRAL	0- 0	0- 0	0- 0				
4- 9	0- 1	0- 2	NON-CONFERENCE	1- 1	3- 5	3- 1				
3- 2	0- 0	0- 1	HOME	1- 1	2- 0	2- 0				
1- 5	0- 0	0- 0	AWAY	0- 0	1- 5	1- 1				
0- 2	0- 1	0- 1	NEUTRAL	0- 0	0- 0	0- 0				
9- 6	0- 0	0- 1	CONFERENCE	1- 0	8- 5	5- 1				
5- 2	0- 0	0- 0	HOME	0- 0	5- 2	4- 0				
4- 4	0- 0	0- 1	AWAY	1- 0	3- 3	1- 1				
0- 0	0- 0	0- 0	NEUTRAL	0- 0	0- 0	0- 0				

RPI 1-25				RPI 26-50				RPI 51-100				RPI 101+				Team's RPI: 157
RPI	S	Opponent	Score	RPI	S	Opponent	Score	RPI	S	Opponent	Score	RPI	S	Opponent	Score	
16	N	Iowa	64 77	32	N	South Dakota St.	70 71	55	H	Mercer	74 90	102	A	Wake Forest	69 71	
				39	H	Rutgers	54 77	72	H	Duquesne	75 72	104	A	Middle Tenn.	45 64	
				50	A	Western Ky.	61 83	80	A	UAB	80 71	104	H	Middle Tenn.	53 54	
												117	H	Rice	55 62	
												125	A	Louisiana Tech	64 51	
												138	A	Arkansas	72 73	
												184	A	Southern Miss.	85 79	
												184	A	Davidson	66 68	
												184	H	Southern Miss.	66 56	
												195	A	UTEP	58 67	
												199	A	East Carolina	55 58	
												205	A	Wisconsin	66 80	
												226	A	North Texas	68 73	
												231	A	UNC Asheville	51 47	
												267	H	UTSA	88 75	
												283	A	Old Dominion	63 60	
												283	H	Old Dominion	51 43	
												308	H	Marshall	67 61	
												314	H	FIU	80 57	
												319	H	Coppin St.	78 49	
												323	H	South Carolina St.	64 49	
-----																
LAST 12 Division I GAMES:																
283	H	Old Dominion	51 43	314	H	FIU	80 57									
104	H	Middle Tenn.	53 54	308	H	Marshall	67 61									
50	A	Western Ky.	61 83	104	A	Middle Tenn.	45 64									
80	A	UAB	80 71	184	A	Southern Miss.	85 79									
125	A	Louisiana Tech	64 51	117	H	Rice	55 62									
267	H	UTSA	88 75	226	A	North Texas	68 73									

Non-Div I Games:

Charlotte

Average RPI Win:	188	WON-LOST	WINNING	LAST 10	STRENGTH OF	OPP. STRENGTH	TEAM	ADJ.	CONF.	ADJ CONF.
Average RPI Loss:	106	RECORD	PCT. RANK	GAMES	SCHEDULE	OF SCHEDULE	RPI	RPI	RPI	RPI
DIV. I ONLY	17- 12	120	5- 5	107	110	108	108	17	17	
DIV. I NON-CONF.	9- 5	99	0- 0	41	41	59	59	17	17	
-----										
TOTALS	RPI 1-25	RPI 26-50	W-L RECORDS	RPI 51-100	RPI 101-999	RPI 201+				
17- 12	0- 1	0- 2	OVERALL	3- 3	14- 6	7- 1				
8- 5	0- 0	0- 1	HOME	1- 2	7- 2	4- 0				
6- 5	0- 1	0- 0	AWAY	1- 1	5- 3	3- 0				
3- 2	0- 0	0- 1	NEUTRAL	1- 0	2- 1	0- 1				
9- 5	0- 1	0- 2	NON-CONFERENCE	3- 1	6- 1	1- 0				
4- 2	0- 0	0- 1	HOME	1- 1	3- 0	1- 0				
2- 2	0- 1	0- 0	AWAY	1- 0	1- 1	0- 0				
3- 1	0- 0	0- 1	NEUTRAL	1- 0	2- 0	0- 0				
8- 7	0- 0	0- 0	CONFERENCE	0- 2	8- 5	6- 1				
4- 3	0- 0	0- 0	HOME	0- 1	4- 2	3- 0				
4- 3	0- 0	0- 0	AWAY	0- 1	4- 2	3- 0				
0- 1	0- 0	0- 0	NEUTRAL	0- 0	0- 1	0- 1				

RPI 1-25				RPI 26-50				RPI 51-100				RPI 101+				Team's RPI: 108
RPI	S	Opponent	Score	RPI	S	Opponent	Score	RPI	S	Opponent	Score	RPI	S	Opponent	Score	
23	A	Green Bay	30 60	34	N	Princeton	49 59	52	H	FGCU	68 61	111	N	Georgetown	54 41	
				44	H	UCF	57 58	53	A	Indiana	64 61	113	A	ETSU	58 65	
								55	A	Mercer	56 65	113	H	ETSU	55 61	
								55	H	Mercer	50 71	160	A	Samford	71 65	
								64	H	Virginia Tech	44 64	160	H	Samford	68 58	
								95	N	Auburn	50 41	168	N	Northwestern	61 44	
												169	A	Florida	65 60	
												170	H	UT Martin	87 82	
												178	H	Hampton	64 52	
												182	A	Stetson	67 78	
												189	A	Furman	57 58	
												189	H	Furman	45 50	
												215	A	UNCG	73 57	
												215	H	UNCG	49 42	
												215	N	UNCG	66 70	
												247	H	Presbyterian	71 51	
												299	A	Wofford	54 47	
												299	H	Wofford	76 46	
												306	A	Western Caro.	58 41	
												306	H	Western Caro.	47 32	
-----																
LAST 12 Division I GAMES:																
215	N	UNCG	66 70	215	A	UNCG	73 57	306	A	Western Caro.	58 41	55	H	Mercer	50 71	
160	A	Samford	71 65	55	H	Mercer	50 71	160	H	Samford	68 58	189	A	Furman	57 58	
55	A	Mercer	56 65	160	H	Samford	68 58	299	A	Wofford	54 47					
299	H	Wofford	76 46	189	A	Furman	57 58									
189	H	Furman	45 50													
113	H	ETSU	55 61													

Non-Div I Games:

Chattanooga



Average RPI Win:	324	WON-LOST	WINNING	LAST 10	STRENGTH OF	OPP. STRENGTH	TEAM	ADJ.	CONF.	ADJ CONF.
Average RPI Loss:	209	RECORD	PCT. RANK	GAMES	SCHEDULE	OF SCHEDULE	RPI	RPI	RPI	RPI
DIV. I ONLY	1- 27	349	1- 9	253	333	345	345	31	31	
DIV. I NON-CONF.	0- 15	337	0- 0	211	272	341	341	31	31	
-----										
TOTALS	RPI 1-25	RPI 26-50	W-L RECORDS	RPI 51-100	RPI 101-999	RPI 201+				
1- 27	0- 0	0- 0	OVERALL	0- 4	1- 23	1- 16				
0- 13	0- 0	0- 0	HOME	0- 1	0- 12	0- 8				
1- 13	0- 0	0- 0	AWAY	0- 3	1- 10	1- 8				
0- 1	0- 0	0- 0	NEUTRAL	0- 0	0- 1	0- 0				
0- 15	0- 0	0- 0	NON-CONFERENCE	0- 4	0- 11	0- 4				
0- 7	0- 0	0- 0	HOME	0- 1	0- 6	0- 2				
0- 7	0- 0	0- 0	AWAY	0- 3	0- 4	0- 2				
0- 1	0- 0	0- 0	NEUTRAL	0- 0	0- 1	0- 0				
1- 12	0- 0	0- 0	CONFERENCE	0- 0	1- 12	1- 12				
0- 6	0- 0	0- 0	HOME	0- 0	0- 6	0- 6				
1- 6	0- 0	0- 0	AWAY	0- 0	1- 6	1- 6				
0- 0	0- 0	0- 0	NEUTRAL	0- 0	0- 0	0- 0				

RPI 1-25				RPI 26-50				RPI 51-100				RPI 101+				Team's RPI: 345	
RPI	S	Opponent	Score	RPI	S	Opponent	Score	RPI	S	Opponent	Score	RPI	S	Opponent	Score		
								91	A	Kansas St.	51	99	110	H	Northern Ill.	59	80
								94	A	Wright St.	39	84	118	H	Milwaukee	59	84
								96	A	Western Ill.	54	71	135	A	Wichita St.	63	66
								96	H	Western Ill.	45	83	168	H	Northwestern	36	63
												177	A	Pittsburgh	49	87	
												179	N	Oral Roberts	43	73	
												193	H	Morehead St.	40	79	
												206	A	CSU Bakersfield	49	63	
												206	H	CSU Bakersfield	36	63	
												221	A	New Mexico St.	59	74	
												221	H	New Mexico St.	55	63	
												224	A	Seattle U	60	72	
												224	H	Seattle U	56	63	
												229	A	Illinois	56	66	
												263	A	Grand Canyon	36	64	
												263	H	Grand Canyon	43	59	
												280	A	UMKC	47	106	
												297	A	Valparaiso	60	71	
												302	H	Loyola Chicago	28	46	
												307	H	Jackson St.	69	87	
												311	A	UTRGV	44	81	
												311	H	UTRGV	62	69	
												324	A	Utah Valley	84	74	
												324	H	Utah Valley	30	68	
-----																	
LAST 12 Division I GAMES:																	
311	H	UTRGV	62	69	206	H	CSU Bakersfield	36	63								
221	H	New Mexico St.	55	63	311	A	UTRGV	44	81								
280	A	UMKC	47	106	206	A	CSU Bakersfield	49	63								
224	A	Seattle U	60	72	263	A	Grand Canyon	36	64								
324	A	Utah Valley	84	74	324	H	Utah Valley	30	68								
263	H	Grand Canyon	43	59	224	H	Seattle U	56	63								

Non-Div I Games:

Chicago St.

Average RPI Win:	191	WON-LOST	WINNING	LAST 10	STRENGTH OF	OPP. STRENGTH	TEAM	ADJ.	CONF.	ADJ CONF.
Average RPI Loss:	101	RECORD	PCT. RANK	GAMES	SCHEDULE	OF SCHEDULE	RPI	RPI	RPI	RPI
DIV. I ONLY	17- 11	108	6- 4	132	87	116	116	8	8	
DIV. I NON-CONF.	7- 5	132	0- 0	256	144	213	213	7	7	
-----										
TOTALS	RPI 1-25	RPI 26-50	W-L RECORDS	RPI 51-100	RPI 101-999	RPI 201+				
17- 11	0- 4	0- 1	OVERALL	3- 0	14- 6	8- 2				
11- 6	0- 2	0- 1	HOME	2- 0	9- 3	6- 0				
6- 5	0- 2	0- 0	AWAY	1- 0	5- 3	2- 2				
0- 0	0- 0	0- 0	NEUTRAL	0- 0	0- 0	0- 0				
7- 5	0- 1	0- 0	NON-CONFERENCE	1- 0	6- 4	6- 1				
6- 3	0- 1	0- 0	HOME	1- 0	5- 2	5- 0				
1- 2	0- 0	0- 0	AWAY	0- 0	1- 2	1- 1				
0- 0	0- 0	0- 0	NEUTRAL	0- 0	0- 0	0- 0				
10- 6	0- 3	0- 1	CONFERENCE	2- 0	8- 2	2- 1				
5- 3	0- 1	0- 1	HOME	1- 0	4- 1	1- 0				
5- 3	0- 2	0- 0	AWAY	1- 0	4- 1	1- 1				
0- 0	0- 0	0- 0	NEUTRAL	0- 0	0- 0	0- 0				

RPI 1-25				RPI 26-50				RPI 51-100				RPI 101+ Team's RPI: 116			
RPI	S	Opponent	Score	RPI	S	Opponent	Score	RPI	S	Opponent	Score	RPI	S	Opponent	Score
2	A	UConn	65 106	44	H	UCF	38 50	68	A	Houston	88 82	113	A	ETSU	77 87
6	H	Ohio St.	76 87					68	H	Houston	61 57	115	H	Saint Francis (PA)	73 77
14	A	South Fla.	65 84					83	H	Miami (OH)	73 62	128	H	Tulane	83 52
14	H	South Fla.	46 69									135	A	Wichita St.	75 69
												177	H	Pittsburgh	46 66
												187	H	Memphis	64 53
												192	A	Temple	70 52
												192	H	Temple	80 72
												199	A	East Carolina	66 54
												199	H	East Carolina	70 79
												209	A	SMU	58 40
												210	A	Tulsa	51 64
												210	H	Tulsa	78 41
												211	H	Bowling Green	75 51
												217	A	Xavier	50 53
												227	H	Southeast Mo. St.	65 52
												254	H	Howard	87 53
												283	A	Old Dominion	54 33
												291	H	Southeastern La.	82 43
												313	H	Eastern Ky.	64 53
LAST 12 Division I GAMES:															
68	H	Houston	61 57	2	A	UConn	65 106								
14	A	South Fla.	65 84	44	H	UCF	38 50								
192	A	Temple	70 52	199	H	East Carolina	70 79								
210	H	Tulsa	78 41	209	A	SMU	58 40								
128	H	Tulane	83 52	187	H	Memphis	64 53								
135	A	Wichita St.	75 69	192	H	Temple	80 72								

Non-Div I Games: Slippery Rock 85 52

Cincinnati

C  
l  
e  
m  
s  
o  
n

Clemson				Through Games Of March 1, 2018							
Average RPI	Win:	242	WON-LOST	WINNING	LAST 10	STRENGTH OF	OPP. STRENGTH	TEAM	ADJ.	CONF.	ADJ CONF.
Average RPI	Loss:	51	RECORD	PCT. RANK	GAMES	SCHEDULE	OF SCHEDULE	RPI	RPI	RPI	RPI
DIV. I ONLY			11- 19	247	0- 10	54	64	161	161	1	1
DIV. I NON-CONF.			10- 3	52	0- 0	197	299	103	103	1	1
-----											
TOTALS		RPI 1-25	RPI 26-50		W-L RECORDS		RPI 51-100	RPI 101-999	RPI 201+		
11- 19		0- 8	0- 3		OVERALL		1- 4	10- 4	8- 0		
7- 8		0- 4	0- 1		HOME		0- 1	7- 2	6- 0		
3- 8		0- 3	0- 2		AWAY		1- 2	2- 1	1- 0		
1- 3		0- 1	0- 0		NEUTRAL		0- 1	1- 1	1- 0		
10- 3		0- 2	0- 0		NON-CONFERENCE		1- 0	9- 1	7- 0		
6- 1		0- 1	0- 0		HOME		0- 0	6- 0	5- 0		
3- 0		0- 0	0- 0		AWAY		1- 0	2- 0	1- 0		
1- 2		0- 1	0- 0		NEUTRAL		0- 0	1- 1	1- 0		
1- 16		0- 6	0- 3		CONFERENCE		0- 4	1- 3	1- 0		
1- 7		0- 3	0- 1		HOME		0- 1	1- 2	1- 0		
0- 8		0- 3	0- 2		AWAY		0- 2	0- 1	0- 0		
0- 1		0- 0	0- 0		NEUTRAL		0- 1	0- 0	0- 0		

RPI 1-25				RPI 26-50				RPI 51-100				RPI 101+ Team's RPI: 161			
RPI	S	Opponent	Score	RPI	S	Opponent	Score	RPI	S	Opponent	Score	RPI	S	Opponent	Score
1	A	Notre Dame	37 90	30	A	Virginia	41 70	61	A	Nebraska	67 66	102	H	Wake Forest	55 61
5	A	Louisville	46 65	37	A	Syracuse	51 86	64	A	Virginia Tech	45 53	112	A	North Carolina	52 59
7	A	Florida St.	43 91	47	H	Miami (FL)	60 72	65	A	Georgia Tech	33 66	119	N	Central Ark.	47 53
7	H	Florida St.	47 69					65	H	Georgia Tech	48 60	125	A	Louisiana Tech	55 47
12	H	Duke	35 60					65	N	Georgia Tech	52 61	164	H	Jacksonville St.	53 45
15	N	Buffalo	41 61									177	H	Pittsburgh	42 58
17	H	South Carolina	36 66									203	H	Boston College	65 61
20	H	NC State	41 62									243	H	Prairie View	64 58
LAST 12 Division I GAMES:															
65	N	Georgia Tech	52 61	65	H	Georgia Tech	48 60	177	H	Pittsburgh	42 58	289	H	Monmouth	57 54
102	H	Wake Forest	55 61	20	H	NC State	41 62	37	A	Syracuse	51 86	303	H	Kennesaw St.	41 28
64	A	Virginia Tech	45 53	12	H	Duke	35 60	1	A	Notre Dame	37 90	314	A	FIU	67 65
7	A	Florida St.	43 91	5	A	Louisville	46 65	203	H	Boston College	65 61	320	N	Detroit Mercy	72 44
												322	H	Charleston So.	66 30
												323	H	South Carolina St.	56 48

Non-Div I Games:

Clemson

C  
l  
e  
m  
s  
o  
n

Average RPI Win:	224	WON-LOST	WINNING	LAST 10	STRENGTH OF	OPP. STRENGTH	TEAM	ADJ.	CONF.	ADJ CONF.
Average RPI Loss:	97	RECORD	PCT. RANK	GAMES	SCHEDULE	OF SCHEDULE	RPI	RPI	RPI	RPI
DIV. I ONLY	19- 10	89	7- 3	190	161	114	114	11	11	
DIV. I NON-CONF.	8- 3	65	0- 0	252	193	113	113	15	15	
-----										
TOTALS	RPI 1-25	RPI 26-50	W-L RECORDS	RPI 51-100	RPI 101-999	RPI 201+				
19- 10	1- 1	0- 1	OVERALL	3- 3	15- 5	12- 0				
10- 4	1- 0	0- 1	HOME	2- 1	7- 2	6- 0				
8- 5	0- 1	0- 0	AWAY	1- 2	7- 2	6- 0				
1- 1	0- 0	0- 0	NEUTRAL	0- 0	1- 1	0- 0				
8- 3	0- 0	0- 1	NON-CONFERENCE	1- 1	7- 1	6- 0				
4- 1	0- 0	0- 1	HOME	1- 0	3- 0	3- 0				
3- 1	0- 0	0- 0	AWAY	0- 1	3- 0	3- 0				
1- 1	0- 0	0- 0	NEUTRAL	0- 0	1- 1	0- 0				
11- 7	1- 1	0- 0	CONFERENCE	2- 2	8- 4	6- 0				
6- 3	1- 0	0- 0	HOME	1- 1	4- 2	3- 0				
5- 4	0- 1	0- 0	AWAY	1- 1	4- 2	3- 0				
0- 0	0- 0	0- 0	NEUTRAL	0- 0	0- 0	0- 0				

RPI	S	Opponent	Score	RPI	S	Opponent	Score	RPI	S	Opponent	Score	RPI	S	Opponent	Score	Team's RPI: 114
23	A	Green Bay	43 69	38	H	Ball St.	64 76	69	A	Toledo	56 65	118	A	Milwaukee	72 79	
23	H	Green Bay	71 60					82	A	IUPUI	56 94	118	H	Milwaukee	63 69	
								82	H	IUPUI	64 77	126	N	Saint Louis	64 80	
								89	H	Ohio	71 64	154	N	Louisiana	54 45	
								94	A	Wright St.	70 63	158	A	Youngstown St.	69 76	
								94	H	Wright St.	71 70	158	H	Youngstown St.	52 66	
												188	A	Oakland	86 66	
												188	H	Oakland	70 62	
												216	H	Eastern Mich.	77 65	
												228	A	Niagara	70 61	
												249	A	Illinois St.	56 47	
												256	A	Northern Ky.	70 65	
												256	H	Northern Ky.	72 49	
												260	A	Bradley	67 65	
												308	H	Marshall	85 76	
												320	A	Detroit Mercy	90 76	
												320	H	Detroit Mercy	75 50	
												330	A	Ill. -Chicago	64 42	
												330	H	Ill. -Chicago	70 67	
												346	H	Eastern Ill.	77 69	
-----																
LAST 12 Division I GAMES:																
158	A	Youngstown St.	69 76	188	A	Oakland	86 66									
94	A	Wright St.	70 63	320	A	Detroit Mercy	90 76									
118	H	Milwaukee	63 69	256	H	Northern Ky.	72 49									
23	H	Green Bay	71 60	94	H	Wright St.	71 70									
82	A	IUPUI	56 94	158	H	Youngstown St.	52 66									
330	A	Ill. -Chicago	64 42	256	A	Northern Ky.	70 65									

Non-Div I Games:

Cleveland and St.

Average RPI Win:	242	WON-LOST	WINNING	LAST 10	STRENGTH OF	OPP. STRENGTH	TEAM	ADJ.	CONF.	ADJ CONF.
Average RPI Loss:	169	RECORD	PCT. RANK	GAMES	SCHEDULE	OF SCHEDULE	RPI	RPI	RPI	RPI
DIV. I ONLY	13- 13	175	5- 5	237	271	233	233	22	22	
DIV. I NON-CONF.	4- 5	202	0- 0	329	244	324	324	23	23	
-----										
TOTALS	RPI 1-25	RPI 26-50	W-L RECORDS	RPI 51-100	RPI 101-999	RPI 201+				
13- 13	0- 0	0- 1	OVERALL	0- 1	13- 11	8- 5				
11- 4	0- 0	0- 0	HOME	0- 0	11- 4	7- 3				
2- 6	0- 0	0- 0	AWAY	0- 0	2- 6	1- 1				
0- 3	0- 0	0- 1	NEUTRAL	0- 1	0- 1	0- 1				
4- 5	0- 0	0- 1	NON-CONFERENCE	0- 1	4- 3	4- 3				
4- 2	0- 0	0- 0	HOME	0- 0	4- 2	4- 2				
0- 0	0- 0	0- 0	AWAY	0- 0	0- 0	0- 0				
0- 3	0- 0	0- 1	NEUTRAL	0- 1	0- 1	0- 1				
9- 8	0- 0	0- 0	CONFERENCE	0- 0	9- 8	4- 2				
7- 2	0- 0	0- 0	HOME	0- 0	7- 2	3- 1				
2- 6	0- 0	0- 0	AWAY	0- 0	2- 6	1- 1				
0- 0	0- 0	0- 0	NEUTRAL	0- 0	0- 0	0- 0				

RPI 1-25	RPI 26-50	RPI 51-100	RPI 101+	Team's RPI: 233
RPI S Opponent Score	RPI S Opponent Score	RPI S Opponent Score	RPI S Opponent Score	
	37 N Syracuse 57 69	61 N Nebraska 47 55	103 A Little Rock 44 53	
			103 H Little Rock 49 51	
			140 A Texas St. 69 78	
			140 H Texas St. 65 64	
			154 A Louisiana 55 59	
			166 A South Ala. 62 68	
			166 H South Ala. 71 56	
			167 A UT Arlington 63 65	
			167 H UT Arlington 89 76	
			180 A Troy 97 92	
			180 H Troy 84 71	
			213 A Arkansas St. 73 65	
			213 H Arkansas St. 63 70	
			215 H UNCG 54 60	
			226 N North Texas 34 50	
			257 H UNCW 57 41	
			269 H Appalachian St. 73 68	
			274 H Col. of Charleston 70 72	
			299 H Wofford 67 51	
			301 H Georgia St. 64 49	
			316 H N. C. Central 68 65	
			326 H Ga. Southern 54 51	
			327 H Fort Wayne 67 58	
			336 A La. -Monroe 56 62	
LAST 12 Division I GAMES:				
	213 A Arkansas St. 73 65	140 A Texas St. 69 78		
	103 A Little Rock 44 53	103 H Little Rock 49 51		
	166 H South Ala. 71 56	213 H Arkansas St. 63 70		
	180 H Troy 84 71	180 A Troy 97 92		
	269 H Appalachian St. 73 68	166 A South Ala. 62 68		
	167 A UT Arlington 63 65	301 H Georgia St. 64 49		

Non-Div I Games: Lees-McRae 73 47 Allen 93 49

Coastal Caro.

Loss, Non-Conf, S Site, H Home A Away N Neutral

Average RPI Win:	262	WON-LOST	WINNING	LAST 10	STRENGTH OF	OPP. STRENGTH	TEAM	ADJ.	CONF.	ADJ CONF.
Average RPI Loss:	136	RECORD	PCT. RANK	GAMES	SCHEDULE	OF SCHEDULE	RPI	RPI	RPI	RPI
DIV. I ONLY	6- 22	317	1- 9	148	140	274	274	10	10	
DIV. I NON-CONF.	4- 7	226	0- 0	201	171	231	231	12	12	
-----										
TOTALS	RPI 1-25	RPI 26-50	W-L RECORDS	RPI 51-100	RPI 101-999	RPI 201+				
6- 22	0- 2	0- 3	OVERALL	0- 3	6- 14	6- 6				
2- 12	0- 0	0- 2	HOME	0- 1	2- 9	2- 5				
4- 10	0- 2	0- 1	AWAY	0- 2	4- 5	4- 1				
0- 0	0- 0	0- 0	NEUTRAL	0- 0	0- 0	0- 0				
4- 7	0- 2	0- 0	NON-CONFERENCE	0- 1	4- 4	4- 2				
2- 3	0- 0	0- 0	HOME	0- 0	2- 3	2- 2				
2- 4	0- 2	0- 0	AWAY	0- 1	2- 1	2- 0				
0- 0	0- 0	0- 0	NEUTRAL	0- 0	0- 0	0- 0				
2- 15	0- 0	0- 3	CONFERENCE	0- 2	2- 10	2- 4				
0- 9	0- 0	0- 2	HOME	0- 1	0- 6	0- 3				
2- 6	0- 0	0- 1	AWAY	0- 1	2- 4	2- 1				
0- 0	0- 0	0- 0	NEUTRAL	0- 0	0- 0	0- 0				

RPI 1-25				RPI 26-50				RPI 51-100				RPI 101+ Team's RPI: 274			
RPI	S	Opponent	Score	RPI	S	Opponent	Score	RPI	S	Opponent	Score	RPI	S	Opponent	Score
17	A	South Carolina	43 69	43	H	Drexel	53 80	62	A	Michigan St.	43 107	102	H	Wake Forest	40 77
22	A	Central Mich.	58 79	45	A	El on	44 97	63	A	James Madi son	53 67	121	A	Del aware	51 79
				45	H	El on	55 77	63	H	James Madi son	45 67	121	H	Del aware	59 68
												137	A	Northeastern	37 59
												137	H	Northeastern	48 67
												153	A	William & Mary	66 79
												153	H	William & Mary	54 68
												189	A	Furman	58 72
												233	A	Coastal Caro.	72 70
												239	A	Hofstra	60 65
												239	H	Hofstra	60 75
												251	A	North Florida	73 69
												253	H	Campbel l	45 53
												257	A	UNCW	72 63
												257	H	UNCW	60 76
												264	H	Li pscomb	85 69
												269	H	Appal achi an St.	70 76
												270	A	Towson	80 67
												270	H	Towson	58 83
												299	H	Wofford	59 51
LAST 12 Division I GAMES:															
137	H	Northeastern	48 67	45	H	El on	55 77								
257	H	UNCW	60 76	63	A	James Madi son	53 67								
121	A	Del aware	51 79	153	A	William & Mary	66 79								
45	A	El on	44 97	270	H	Towson	58 83								
257	A	UNCW	72 63	63	H	James Madi son	45 67								
43	H	Drexel	53 80	239	A	Hofstra	60 65								

Non-Div I Games:

Col. of Charleston

Average RPI Win: 265	WON-LOST RECORD	WINNING PCT. RANK	LAST 10 GAMES	STRENGTH OF SCHEDULE	OPP. STRENGTH OF SCHEDULE	TEAM RPI	ADJ. RPI	CONF. RPI	ADJ. CONF. RPI
Average RPI Loss: 158									
DIV. I ONLY	7- 22	301	3- 7	185	226	281	281	15	15
DIV. I NON-CONF.	4- 7	226	0- 0	260	319	247	247	18	18
-----									
TOTALS	RPI 1-25	RPI 26-50	W-L RECORDS	RPI 51-100	RPI 101-999	RPI 201+			
7- 22	0- 0	0- 1	OVERALL	0- 7	7- 14	7- 9			
3- 10	0- 0	0- 0	HOME	0- 3	3- 7	3- 4			
4- 12	0- 0	0- 1	AWAY	0- 4	4- 7	4- 5			
0- 0	0- 0	0- 0	NEUTRAL	0- 0	0- 0	0- 0			
4- 7	0- 0	0- 1	NON-CONFERENCE	0- 1	4- 5	4- 2			
1- 3	0- 0	0- 0	HOME	0- 0	1- 3	1- 1			
3- 4	0- 0	0- 1	AWAY	0- 1	3- 2	3- 1			
0- 0	0- 0	0- 0	NEUTRAL	0- 0	0- 0	0- 0			
3- 15	0- 0	0- 0	CONFERENCE	0- 6	3- 9	3- 7			
2- 7	0- 0	0- 0	HOME	0- 3	2- 4	2- 3			
1- 8	0- 0	0- 0	AWAY	0- 3	1- 5	1- 4			
0- 0	0- 0	0- 0	NEUTRAL	0- 0	0- 0	0- 0			

RPI S Opponent	Score	RPI S Opponent	Score	RPI S Opponent	Score	RPI S Opponent	Score	Team's RPI: 281
		37 A Syracuse	39 79	58 A Arizona St.	54 65	130 A Yale	56 82	
				59 A American	44 67	163 A Army West Point	49 69	
				59 H American	55 77	163 H Army West Point	54 62	
				81 A Navy	54 70	175 H Brown	73 83	
				81 H Navy	42 69	194 H Siena	70 73	
				87 A Bucknell I	57 77	202 A Lehigh	54 48	
				87 H Bucknell I	42 63	202 H Lehigh	51 59	
						218 A Boston U.	64 66	
						218 H Boston U.	49 62	
						228 H Niagara	44 81	
						232 A Holy Cross	52 61	
						232 H Holy Cross	64 71	
						237 A Loyola Maryland	55 70	
						237 H Loyola Maryland	71 60	
						245 A Lafayette	48 63	
						245 H Lafayette	60 55	
						270 A Towson	65 61	
						271 A Cornell	74 70	
						284 A Canisius	70 63	
						285 A Fairleigh Dickinson	51 61	
						348 H UMass Lowell	84 64	
LAST 12 Division I GAMES:								
245 H Lafayette	60 55	218 A Boston U.	64 66					
232 A Holy Cross	52 61	81 H Navy	42 69					
163 A Army West Point	49 69	59 A American	44 67					
237 H Loyola Maryland	71 60	163 H Army West Point	54 62					
202 A Lehigh	54 48	237 A Loyola Maryland	55 70					
87 H Bucknell I	42 63	202 H Lehigh	51 59					

Non-Div I Games:

Colgate





Average RPI Win:	210	WON-LOST	WINNING	LAST 10	STRENGTH OF	OPP. STRENGTH	TEAM	ADJ.	CONF.	ADJ CONF.
Average RPI Loss:	111	RECORD	PCT. RANK	GAMES	SCHEDULE	OF SCHEDULE	RPI	RPI	RPI	RPI
DIV. I ONLY	18- 10	94	7- 3	142	146	120	120	16	16	
DIV. I NON-CONF.	7- 3	74	0- 0	79	195	92	92	14	14	
-----										
TOTALS	RPI 1-25	RPI 26-50	W-L RECORDS	RPI 51-100	RPI 101-999	RPI 201+				
18- 10	0- 0	2- 1	OVERALL	2- 3	14- 6	12- 0				
11- 6	0- 0	1- 1	HOME	1- 1	9- 4	8- 0				
7- 4	0- 0	1- 0	AWAY	1- 2	5- 2	4- 0				
0- 0	0- 0	0- 0	NEUTRAL	0- 0	0- 0	0- 0				
7- 3	0- 0	2- 1	NON-CONFERENCE	0- 0	5- 2	3- 0				
5- 3	0- 0	1- 1	HOME	0- 0	4- 2	3- 0				
2- 0	0- 0	1- 0	AWAY	0- 0	1- 0	0- 0				
0- 0	0- 0	0- 0	NEUTRAL	0- 0	0- 0	0- 0				
11- 7	0- 0	0- 0	CONFERENCE	2- 3	9- 4	9- 0				
6- 3	0- 0	0- 0	HOME	1- 1	5- 2	5- 0				
5- 4	0- 0	0- 0	AWAY	1- 2	4- 2	4- 0				
0- 0	0- 0	0- 0	NEUTRAL	0- 0	0- 0	0- 0				

RPI	S	Opponent	Score	RPI	S	Opponent	Score	RPI	S	Opponent	Score	RPI	S	Opponent	Score	Team's RPI: 120
29	H	Oklahoma	46 78	74	A	Wyoming	64 53	134	A	Fresno St.	45 56					
36	A	Northern Colo.	55 44	74	H	Wyoming	49 53	134	H	Fresno St.	64 75					
40	H	Gonzaga	65 49	84	A	UNLV	52 56	139	H	Colorado	67 70					
				86	A	New Mexico	48 54	142	A	Boise St.	49 55					
				86	H	New Mexico	74 71	142	H	Boise St.	58 62					
								148	H	Idaho	69 83					
								152	H	BYU	56 54					
								172	A	Denver	61 56					
								207	A	Nevada	65 59					
								207	H	Nevada	75 64					
								243	H	Prairie View	71 59					
								266	A	San Diego St.	65 63					
								266	H	San Diego St.	72 43					
								268	A	San Jose St.	73 66					
								268	H	San Jose St.	63 48					
								278	H	Morgan St.	60 44					
								296	A	Air Force	40 39					
								296	H	Air Force	61 50					
								304	H	Utah St.	56 45					
								316	H	N.C. Central	85 48					
-----																
LAST 12 Division I GAMES:																
86	A	New Mexico	48 54	207	A	Nevada	65 59									
207	H	Nevada	75 64	74	A	Wyoming	64 53									
142	A	Boise St.	49 55	86	H	New Mexico	74 71									
134	H	Fresno St.	64 75	266	H	San Diego St.	72 43									
268	A	San Jose St.	73 66	84	A	UNLV	52 56									
296	H	Air Force	61 50	296	A	Air Force	40 39									

Non-Div I Games: Eastern N.M. 75 35

Colorado St.

■ Loss, 
 ■ Non-Conf, S Site, 
 ■ Home 
 ■ Away 
 N Neutral

Average RPI Win:	229	WON-LOST	WINNING	LAST 10	STRENGTH OF	OPP. STRENGTH	TEAM	ADJ.	CONF.	ADJ CONF.
Average RPI Loss:	109	RECORD	PCT. RANK	GAMES	SCHEDULE	OF SCHEDULE	RPI	RPI	RPI	RPI
DIV. I ONLY	8- 19	276	2- 8	83	129	204	204	9	9	
DIV. I NON-CONF.	6- 9	214	0- 0	137	162	182	182	9	9	
-----										
TOTALS	RPI 1-25	RPI 26-50	W-L RECORDS	RPI 51-100	RPI 101-999	RPI 201+				
8- 19	0- 3	0- 2	OVERALL	0- 6	8- 8	6- 2				
3- 7	0- 1	0- 1	HOME	0- 1	3- 4	2- 1				
5- 9	0- 0	0- 1	AWAY	0- 4	5- 4	4- 1				
0- 3	0- 2	0- 0	NEUTRAL	0- 1	0- 0	0- 0				
6- 9	0- 3	0- 0	NON-CONFERENCE	0- 2	6- 4	5- 1				
3- 2	0- 1	0- 0	HOME	0- 0	3- 1	2- 0				
3- 4	0- 0	0- 0	AWAY	0- 1	3- 3	3- 1				
0- 3	0- 2	0- 0	NEUTRAL	0- 1	0- 0	0- 0				
2- 10	0- 0	0- 2	CONFERENCE	0- 4	2- 4	1- 1				
0- 5	0- 0	0- 1	HOME	0- 1	0- 3	0- 1				
2- 5	0- 0	0- 1	AWAY	0- 3	2- 1	1- 0				
0- 0	0- 0	0- 0	NEUTRAL	0- 0	0- 0	0- 0				

RPI 1-25				RPI 26-50				RPI 51-100				RPI 101+ Team's RPI: 204			
RPI	S	Opponent	Score	RPI	S	Opponent	Score	RPI	S	Opponent	Score	RPI	S	Opponent	Score
3	N	Mississippi St.	54 90	34	A	Princeton	47 69	54	A	Harvard	67 85	115	H	Saint Francis (PA)	94 81
15	H	Buffalo	63 65	34	H	Princeton	46 74	58	N	Arizona St.	48 72	117	A	Rice	44 67
23	N	Green Bay	43 61					68	A	Houston	53 77	130	A	Yale	59 66
								70	A	Penn	51 70	130	H	Yale	50 73
								70	H	Penn	39 75	175	A	Brown	90 74
								100	A	Dartmouth	65 88	175	H	Brown	80 84
												178	A	Hampton	58 60
												201	H	Richmond	79 85
												203	H	Boston College	68 60
												212	A	Providence	73 64
												239	H	Hofstra	75 53
												271	A	Cornell	72 54
												271	H	Cornell	47 57
												292	A	Vermont	73 66
												325	A	UMBC	60 44
												348	A	UMass Lowell	70 77
-----															
LAST 12 Division I GAMES:															
130	A	Yale	59 66	100	A	Dartmouth	65 88								
175	A	Brown	90 74	54	A	Harvard	67 85								
34	H	Princeton	46 74	271	A	Cornell	72 54								
70	H	Penn	39 75	271	H	Cornell	47 57								
175	H	Brown	80 84	70	A	Penn	51 70								
130	H	Yale	50 73	34	A	Princeton	47 69								

Non-Div I Games:

Columbi a

Average RPI Win:	309	WON-LOST	WINNING	LAST 10	STRENGTH OF	OPP. STRENGTH	TEAM	ADJ.	CONF.	ADJ CONF.
Average RPI Loss:	187	RECORD	PCT. RANK	GAMES	SCHEDULE	OF SCHEDULE	RPI	RPI	RPI	RPI
DIV. I ONLY	6- 22	317	2- 8	198	328	319	319	30	30	
DIV. I NON-CONF.	1- 11	331	0- 0	102	166	292	292	30	30	
-----										
TOTALS	RPI 1-25	RPI 26-50	W-L RECORDS	RPI 51-100	RPI 101-999	RPI 201+				
6- 22	0- 3	0- 0	OVERALL	0- 1	6- 18	6- 9				
6- 4	0- 1	0- 0	HOME	0- 0	6- 3	6- 1				
0- 16	0- 0	0- 0	AWAY	0- 0	0- 5	0- 5				
0- 2	0- 1	0- 0	NEUTRAL	0- 0	0- 1	0- 1				
1- 11	0- 3	0- 0	NON-CONFERENCE	0- 1	1- 7	1- 4				
1- 1	0- 1	0- 0	HOME	0- 0	1- 0	1- 0				
0- 8	0- 1	0- 0	AWAY	0- 1	0- 6	0- 3				
0- 2	0- 1	0- 0	NEUTRAL	0- 0	0- 1	0- 1				
5- 11	0- 0	0- 0	CONFERENCE	0- 0	5- 11	5- 5				
5- 3	0- 0	0- 0	HOME	0- 0	5- 3	5- 1				
0- 8	0- 0	0- 0	AWAY	0- 0	0- 8	0- 4				
0- 0	0- 0	0- 0	NEUTRAL	0- 0	0- 0	0- 0				

RPI 1-25				RPI 26-50				RPI 51-100				RPI 101+ Team's RPI: 319			
RPI	S	Opponent	Score	RPI	S	Opponent	Score	RPI	S	Opponent	Score	RPI	S	Opponent	Score
4	A	Bayl or	54 100					67	A	West Virginia	43 101	104	A	Middle Tenn.	39 69
19	N	Missouri	50 73									109	A	SFA	59 72
21	H	Maryl and	49 113									131	A	Bethune-Cookman	38 64
												131	H	Bethune-Cookman	63 75
												157	A	Charlotte	49 78
												165	A	N. C. A&T	63 64
												178	A	Hampton	35 67
												178	H	Hampton	48 83
												200	A	Norfolk St.	57 71
												254	H	Howard	69 87
												259	N	Manhattan	56 74
												272	H	UMES	69 63
												278	A	Morgan St.	59 73
												278	H	Morgan St.	55 53
												282	A	VCU	47 62
												283	A	Old Dominion	67 75
												293	H	Mt. St. Mary's	68 54
												316	A	N. C. Central	52 60
												322	A	Charleston So.	58 72
												323	A	South Carolina St.	65 67
												323	H	South Carolina St.	56 39
												331	A	Delaware St.	66 70
												341	H	Florida A&M	62 56
												344	H	Savannah St.	66 57
LAST 12 Division I GAMES:															
254	H	Howard	69 87	131	A	Bethune-Cookman	38 64								
278	A	Morgan St.	59 73	178	A	Hampton	35 67								
331	A	Delaware St.	66 70	272	H	UMES	69 63								
131	H	Bethune-Cookman	63 75	323	H	South Carolina St.	56 39								
178	H	Hampton	48 83	278	H	Morgan St.	55 53								
323	A	South Carolina St.	65 67	165	A	N. C. A&T	63 64								

Non-Div I Games:

Coppin St.

Loss, 
Non-Conf, 
S Site, 
H Home
A Away
N Neutral

Average RPI Win: 255	WON-LOST RECORD	WINNING PCT. RANK	LAST 10 GAMES	STRENGTH OF SCHEDULE	OPP. STRENGTH OF SCHEDULE	TEAM RPI	ADJ. RPI	CONF. RPI	ADJ CONF. RPI
Average RPI Loss: 143									
DIV. I ONLY	6- 19	305	2- 8	177	172	271	271	9	9
DIV. I NON-CONF.	4- 9	249	0- 0	320	311	301	301	9	9
-----									
TOTALS	RPI 1-25	RPI 26-50	W-L RECORDS	RPI 51-100	RPI 101-999	RPI 201+			
6- 19	0- 0	0- 3	OVERALL	0- 4	6- 12	4- 5			
2- 9	0- 0	0- 1	HOME	0- 1	2- 7	0- 4			
4- 10	0- 0	0- 2	AWAY	0- 3	4- 5	4- 1			
0- 0	0- 0	0- 0	NEUTRAL	0- 0	0- 0	0- 0			
4- 9	0- 0	0- 1	NON-CONFERENCE	0- 0	4- 8	3- 4			
1- 5	0- 0	0- 0	HOME	0- 0	1- 5	0- 3			
3- 4	0- 0	0- 1	AWAY	0- 0	3- 3	3- 1			
0- 0	0- 0	0- 0	NEUTRAL	0- 0	0- 0	0- 0			
2- 10	0- 0	0- 2	CONFERENCE	0- 4	2- 4	1- 1			
1- 4	0- 0	0- 1	HOME	0- 1	1- 2	0- 1			
1- 6	0- 0	0- 1	AWAY	0- 3	1- 2	1- 0			
0- 0	0- 0	0- 0	NEUTRAL	0- 0	0- 0	0- 0			

RPI 1-25				RPI 26-50				RPI 51-100				RPI 101+ Team's RPI: 271			
RPI	S	Opponent	Score	RPI	S	Opponent	Score	RPI	S	Opponent	Score	RPI	S	Opponent	Score
34	A	Princeton	54 75	54	A	Harvard	58 80	130	A	Yale	56 69				
34	H	Princeton	40 72	70	A	Penn	48 68	130	H	Yale	55 65				
43	A	Drexel	39 61	70	H	Penn	39 53	151	H	Binghamton	58 66				
				100	A	Dartmouth	40 55	175	A	Brown	59 85				
								175	H	Brown	70 68				
								176	H	Stony Brook	48 40				
								177	A	Pittsburgh	39 51				
								183	A	New Hampshire	45 48				
								188	H	Oakland	77 79				
								202	H	Lehigh	57 62				
								204	A	Columbia	57 47				
								204	H	Columbia	54 72				
								237	A	Loyola Maryland	63 78				
								245	H	Lafayette	58 59				
								281	H	Colgate	70 74				
								284	A	Canisius	67 59				
								343	A	NJIT	61 46				
								348	A	UMass Lowell	71 53				
LAST 12 Division I GAMES:															
175	A	Brown	59 85	54	A	Harvard	58 80								
130	A	Yale	56 69	100	A	Dartmouth	40 55								
70	H	Penn	39 53	204	H	Columbia	54 72								
34	H	Princeton	40 72	204	A	Columbia	57 47								
130	H	Yale	55 65	34	A	Princeton	54 75								
175	H	Brown	70 68	70	A	Penn	48 68								

Non-Div I Games:

Cornell



Average RPI	Win: 208	WON-LOST RECORD	WINNING PCT. RANK	LAST 10 GAMES	STRENGTH OF SCHEDULE	OPP. STRENGTH OF SCHEDULE	TEAM RPI	ADJ. RPI	CONF. RPI	ADJ CONF. RPI
Average RPI	Loss: 78									
DIV. I ONLY	14- 11	136	5- 5	87	128	100	100	9	9	
DIV. I NON-CONF.	8- 5	111	0- 0	213	211	121	121	9	9	
-----										
TOTALS	RPI 1-25	RPI 26-50	W-L RECORDS	RPI 51-100	RPI 101-999	RPI 201+				
14- 11	0- 1	0- 2	OVERALL	1- 5	13- 3	7- 0				
9- 4	0- 0	0- 1	HOME	1- 2	8- 1	6- 0				
5- 7	0- 1	0- 1	AWAY	0- 3	5- 2	1- 0				
0- 0	0- 0	0- 0	NEUTRAL	0- 0	0- 0	0- 0				
8- 5	0- 1	0- 0	NON-CONFERENCE	0- 2	8- 2	5- 0				
5- 1	0- 0	0- 0	HOME	0- 1	5- 0	4- 0				
3- 4	0- 1	0- 0	AWAY	0- 1	3- 2	1- 0				
0- 0	0- 0	0- 0	NEUTRAL	0- 0	0- 0	0- 0				
6- 6	0- 0	0- 2	CONFERENCE	1- 3	5- 1	2- 0				
4- 3	0- 0	0- 1	HOME	1- 1	3- 1	2- 0				
2- 3	0- 0	0- 1	AWAY	0- 2	2- 0	0- 0				
0- 0	0- 0	0- 0	NEUTRAL	0- 0	0- 0	0- 0				

RPI 1-25				RPI 26-50				RPI 51-100				RPI 101+			
RPI	S	Opponent	Score	RPI	S	Opponent	Score	RPI	S	Opponent	Score	RPI	S	Opponent	Score
6	A	Ohio St.	70 103	34	A	Princeton	63 82	54	A	Harvard	65 76	130	A	Yale	64 62
				34	H	Princeton	67 79	54	H	Harvard	63 56	130	H	Yale	39 57
								70	A	Penn	47 65	139	A	Colorado	81 75
								70	H	Penn	50 79	151	A	Binghamton	64 80
								75	H	Maine	51 64	163	A	Army West Point	56 71
								76	A	Albany (NY)	61 76	174	A	Marist	60 51
												175	A	Brown	77 60
												175	H	Brown	78 73
												183	H	New Hampshire	57 49
												203	H	Boston College	68 57
												204	H	Columbia	88 65
												232	A	Holy Cross	76 74
												271	H	Cornell	55 40
												292	H	Vermont	66 56
												333	H	Rhode Island	70 54
												343	H	NJIT	81 50
-----															
LAST 12 Division I GAMES:															
				70	H	Penn	50 79	204	H	Columbia	88 65				
				34	H	Princeton	67 79	271	H	Cornell	55 40				
				175	A	Brown	77 60	130	H	Yale	39 57				
				130	A	Yale	64 62	175	H	Brown	78 73				
				34	A	Princeton	63 82	54	A	Harvard	65 76				
				70	A	Penn	47 65	54	H	Harvard	63 56				

Non-Div I Games:

Dartmouth

Average RPI Win:	257	WON-LOST	WINNING	LAST 10	STRENGTH OF	OPP. STRENGTH	TEAM	ADJ.	CONF.	ADJ CONF.
Average RPI Loss:	109	RECORD	PCT. RANK	GAMES	SCHEDULE	OF SCHEDULE	RPI	RPI	RPI	RPI
DIV. I ONLY	12- 18	231	4- 6	124	171	184	184	13	13	
DIV. I NON-CONF.	5- 8	220	0- 0	67	177	139	139	10	10	
-----										
TOTALS	RPI 1-25	RPI 26-50	W-L RECORDS	RPI 51-100	RPI 101-999	RPI 201+				
12- 18	0- 1	0- 4	OVERALL	0- 6	12- 7	9- 2				
5- 8	0- 0	0- 3	HOME	0- 3	5- 2	4- 1				
7- 10	0- 1	0- 1	AWAY	0- 3	7- 5	5- 1				
0- 0	0- 0	0- 0	NEUTRAL	0- 0	0- 0	0- 0				
5- 8	0- 1	0- 3	NON-CONFERENCE	0- 1	5- 3	3- 1				
2- 3	0- 0	0- 2	HOME	0- 0	2- 1	1- 1				
3- 5	0- 1	0- 1	AWAY	0- 1	3- 2	2- 0				
0- 0	0- 0	0- 0	NEUTRAL	0- 0	0- 0	0- 0				
7- 10	0- 0	0- 1	CONFERENCE	0- 5	7- 4	6- 1				
3- 5	0- 0	0- 1	HOME	0- 3	3- 1	3- 0				
4- 5	0- 0	0- 0	AWAY	0- 2	4- 3	3- 1				
0- 0	0- 0	0- 0	NEUTRAL	0- 0	0- 0	0- 0				

RPI 1-25				RPI 26-50				RPI 51-100				RPI 101+ Team's RPI: 184			
RPI	S	Opponent	Score	RPI	S	Opponent	Score	RPI	S	Opponent	Score	RPI	S	Opponent	Score
20	A	NC State	49 73	31	H	Dayton	68 85	55	A	Mercer	54 69	126	A	Saint Louis	72 88
				34	H	Princeton	57 63	72	H	Duquesne	54 79	145	H	Saint Joseph's	62 64
				44	A	UCF	54 62	79	A	Fordham	58 66	153	A	William & Mary	55 73
				45	H	Elon	58 75	79	H	Fordham	45 58	157	H	Charlotte	68 66
								99	H	George Washington	48 53	189	A	Furman	62 65
								100	A	George Mason	61 74	196	A	High Point	82 74
												201	A	Richmond	53 62
												201	A	Richmond	68 65
												222	H	Gardner-Webb	65 70
												231	H	UNC Asheville	58 50
												244	A	La Salle	58 51
												250	A	St. Bonaventure	75 68
												269	A	Appalachian St.	59 57
												276	A	Massachusetts	68 70
												276	H	Massachusetts	87 81
												282	H	VCU	69 63
												306	A	Western Caro.	70 57
												333	A	Rhode Island	79 67
												333	H	Rhode Island	77 67
-----															
LAST 12 Division I GAMES:															
276	A	Massachusetts	68 70	126	A	Saint Louis	72 88								
201	A	Richmond	53 62	333	A	Rhode Island	79 67								
282	H	VCU	69 63	31	H	Dayton	68 85								
244	A	La Salle	58 51	276	H	Massachusetts	87 81								
145	H	Saint Joseph's	62 64	250	A	St. Bonaventure	75 68								
79	H	Fordham	45 58	99	H	George Washington	48 53								

Non-Div I Games:

Davidson

Average RPI Win: 172

Average RPI Loss: 55

WON-LOST  
RECORDWINNING  
PCT. RANKLAST 10  
GAMESSTRENGTH OF  
SCHEDULEOPP. STRENGTH  
OF SCHEDULETEAM  
RPIADJ.  
RPICONF.  
RPIADJ CONF.  
RPIDIV. I ONLY  
DIV. I NON-CONF.22- 5  
7- 419  
1029- 1  
0- 088  
60103  
4631  
6731  
6713  
1013  
10

TOTALS

RPI 1-25

RPI 26-50

W-L RECORDS

RPI 51-100

RPI 101-999

RPI 201+

22- 5

0- 2

1- 1

OVERALL

8- 1

13- 1

8- 0

12- 1

0- 1

1- 0

HOME

5- 0

6- 0

5- 0

7- 3

0- 0

0- 1

AWAY

2- 1

5- 1

2- 0

3- 1

0- 1

0- 0

NEUTRAL

1- 0

2- 0

1- 0

7- 4

0- 2

1- 1

NON-CONFERENCE

2- 1

4- 0

3- 0

4- 1

0- 1

1- 0

HOME

1- 0

2- 0

2- 0

0- 2

0- 0

0- 1

AWAY

0- 1

0- 0

0- 0

3- 1

0- 1

0- 0

NEUTRAL

1- 0

2- 0

1- 0

15- 1

0- 0

0- 0

CONFERENCE

6- 0

9- 1

5- 0

8- 0

0- 0

0- 0

HOME

4- 0

4- 0

3- 0

7- 1

0- 0

0- 0

AWAY

2- 0

5- 1

2- 0

0- 0

0- 0

0- 0

NEUTRAL

0- 0

0- 0

0- 0

RPI 1-25

RPI 26-50

Team's RPI: 31

RPI 51-100

RPI 101+

RPI	S	Opponent	Score
14	N	South Fla.	87 93
23	H	Green Bay	64 75

RPI	S	Opponent	Score
30	H	Virginia	61 46
42	A	Quinnipiac	66 72

RPI	S	Opponent	Score
54	N	Harvard	72 66
63	H	James Madison	82 54
69	A	Toledo	50 68
72	H	Duquesne	79 70
79	A	Fordham	63 62
79	H	Fordham	79 54
99	A	George Washington	57 53
99	H	George Washington	66 55
100	H	George Mason	71 66

RPI	S	Opponent	Score
126	A	Saint Louis	72 85
126	H	Saint Louis	101 76
128	N	Tulane	71 65
145	A	Saint Joseph's	65 59
184	A	Davidson	85 68
201	A	Richmond	66 59
244	A	La Salle	76 47
250	H	St. Bonaventure	80 59
276	A	Massachusetts	78 49
278	H	Morgan St.	88 52
282	H	VCU	74 64
331	H	Ark.-Pine Bluff	81 43
333	H	Rhode Island	116 58
338	N	Mississippi Val.	65 46

LAST 12 Division I GAMES:

126	A	Saint Louis	72 85	72	H	Duquesne	79 70
100	H	George Mason	71 66	184	A	Davidson	85 68
79	H	Fordham	79 54	201	A	Richmond	66 59
99	A	George Washington	57 53	99	H	George Washington	66 55
276	A	Massachusetts	78 49	79	A	Fordham	63 62
282	H	VCU	74 64	126	H	Saint Louis	101 76

Dayton

Dayton

Non-Div I Games:

Dayton

Loss, 
 Non-Conf, S Site, 
 H Home
A Away 
 N Neutral



DePaul

DePaul				Through Games Of March 1, 2018						
Average RPI Win:	131	WON-LOST	WINNING	LAST 10	STRENGTH OF	OPP. STRENGTH	TEAM	ADJ.	CONF.	ADJ CONF.
Average RPI Loss:	36	RECORD	PCT. RANK	GAMES	SCHEDULE	OF SCHEDULE	RPI	RPI	RPI	RPI
DIV. I ONLY	23- 7	43	9- 1	29	32	24	24	6	6	
DIV. I NON-CONF.	8- 4	87	0- 0	17	10	43	43	6	6	
-----										
TOTALS	RPI 1-25	RPI 26-50	W-L RECORDS	RPI 51-100	RPI 101-999	RPI 201+				
23- 7	1- 3	5- 2	OVERALL	3- 1	14- 1	6- 0				
13- 3	1- 1	3- 1	HOME	2- 0	7- 1	4- 0				
8- 3	0- 2	1- 1	AWAY	1- 0	6- 0	2- 0				
2- 1	0- 0	1- 0	NEUTRAL	0- 1	1- 0	0- 0				
8- 4	0- 2	2- 1	NON-CONFERENCE	1- 1	5- 0	2- 0				
5- 2	0- 1	1- 1	HOME	1- 0	3- 0	2- 0				
1- 1	0- 1	0- 0	AWAY	0- 0	1- 0	0- 0				
2- 1	0- 0	1- 0	NEUTRAL	0- 1	1- 0	0- 0				
15- 3	1- 1	3- 1	CONFERENCE	2- 0	9- 1	4- 0				
8- 1	1- 0	2- 0	HOME	1- 0	4- 1	2- 0				
7- 2	0- 1	1- 1	AWAY	1- 0	5- 0	2- 0				
0- 0	0- 0	0- 0	NEUTRAL	0- 0	0- 0	0- 0				

RPI 1-25				RPI 26-50				RPI 51-100				RPI 101+			
RPI	S	Opponent	Score	RPI	S	Opponent	Score	RPI	S	Opponent	Score	RPI	S	Opponent	Score
1	A	Notre Dame	82 91	27	A	Villanova	58 84	52	N	FGCU	84 89	111	A	Georgetown	78 62
2	H	UConn	69 103	27	H	Villanova	71 66	71	A	St. John's (NY)	67 54	111	H	Georgetown	85 86
25	A	Marquette	81 93	29	H	Oklahoma	111 108	71	H	St. John's (NY)	76 67	123	A	Butler	86 68
25	H	Marquette	95 83	36	H	Northern Col o.	88 94	82	H	IUPUI	85 71	123	H	Butler	87 65
				40	N	Gonzaga	88 71					124	A	Seton Hall	72 68
				48	A	Creighton	82 54					124	H	Seton Hall	89 66
				48	H	Creighton	77 67					126	H	Saint Louis	86 78
												168	A	Northwestern	92 63
												187	N	Memphis	81 67
												212	A	Providence	71 48
												212	H	Providence	81 47
												217	A	Xavier	73 72
												217	H	Xavier	79 48
												302	H	Loyol a Chi cago	88 47
												331	H	Del aware St.	110 71
LAST 12 Division I GAMES:															
				124	A	Seton Hall	72 68					212	H	Providence	81 47
				71	A	St. John's (NY)	67 54					48	H	Creighton	77 67
				27	H	Villanova	71 66					25	H	Marquette	95 83
				111	H	Georgetown	85 86					111	A	Georgetown	78 62
				217	A	Xavier	73 72					27	A	Villanova	58 84
				123	A	Butler	86 68					123	H	Butler	87 65

Non-Div I Games:

DePaul

DePaul

Delaware

Delaware					Through Games Of March 1, 2018						
Average RPI	Win:	217	WON-LOST	WINNING	LAST 10	STRENGTH OF	OPP. STRENGTH	TEAM	ADJ.	CONF.	ADJ CONF.
Average RPI	Loss:	104	RECORD	PCT. RANK	GAMES	SCHEDULE	OF SCHEDULE	RPI	RPI	RPI	RPI
DIV. I ONLY		17- 11	108	5- 5	159	158	121	121	10	10	
DIV. I NON-CONF.		7- 4	102	0- 0	262	245	145	145	12	12	
-----											
TOTALS	RPI 1-25		RPI 26-50		W-L RECORDS	RPI 51-100		RPI 101-999		RPI 201+	
17- 11	0- 1		1- 4		OVERALL	1- 2		15- 4		11- 2	
9- 4	0- 0		1- 1		HOME	1- 1		7- 2		6- 1	
7- 6	0- 1		0- 3		AWAY	0- 1		7- 1		4- 0	
1- 1	0- 0		0- 0		NEUTRAL	0- 0		1- 1		1- 1	
7- 4	0- 1		0- 1		NON-CONFERENCE	1- 0		6- 2		4- 2	
3- 1	0- 0		0- 0		HOME	1- 0		2- 1		2- 1	
3- 2	0- 1		0- 1		AWAY	0- 0		3- 0		1- 0	
1- 1	0- 0		0- 0		NEUTRAL	0- 0		1- 1		1- 1	
10- 7	0- 0		1- 3		CONFERENCE	0- 2		9- 2		7- 0	
6- 3	0- 0		1- 1		HOME	0- 1		5- 1		4- 0	
4- 4	0- 0		0- 2		AWAY	0- 1		4- 1		3- 0	
0- 0	0- 0		0- 0		NEUTRAL	0- 0		0- 0		0- 0	

RPI 1-25				RPI 26-50				RPI 51-100				RPI 101+ Team's RPI: 121			
RPI	S	Opponent	Score	RPI	S	Opponent	Score	RPI	S	Opponent	Score	RPI	S	Opponent	Score
15	A	Buffalo	73 87	34	A	Princeton	60 78	59	H	American	72 56	137	A	Northeastern	59 73
				43	A	Drexel	53 74	63	A	James Madison	56 67	137	H	Northeastern	53 64
				43	H	Drexel	53 72	63	H	James Madison	53 56	146	A	Hartford	72 63
				45	A	Elon	51 64					153	A	William & Mary	61 52
				45	H	Elon	80 66					153	H	William & Mary	68 59
												163	A	Army West Point	70 59
												218	H	Boston U.	79 85
												237	H	Loyola Maryland	71 38
												239	A	Hofstra	58 51
												239	H	Hofstra	61 41
												250	A	St. Bonaventure	53 52
												257	A	UNCW	82 49
												257	H	UNCW	80 62
												270	H	Towson	51 49
												274	A	Col. of Charleston	68 59
												274	H	Col. of Charleston	79 51
												331	H	Delaware St.	84 49
												346	N	Eastern Ill.	66 37
												347	N	Saint Peter's	87 90
-----															
LAST 12 Division I GAMES:															
				43	H	Drexel	53 72	153	H	William & Mary	68 59				
				63	A	James Madison	56 67	137	A	Northeastern	59 73				
				153	A	William & Mary	61 52	257	H	UNCW	80 62				
				274	H	Col. of Charleston	79 51	137	H	Northeastern	53 64				
				63	H	James Madison	53 56	45	A	Elon	51 64				
				239	H	Hofstra	61 41	257	A	UNCW	82 49				

Non-Div I Games:

Delaware

Delaware

Average RPI Win:	314	WON-LOST	WINNING	LAST 10	STRENGTH OF	OPP. STRENGTH	TEAM	ADJ.	CONF.	ADJ CONF.
Average RPI Loss:	190	RECORD	PCT. RANK	GAMES	SCHEDULE	OF SCHEDULE	RPI	RPI	RPI	RPI
DIV. I ONLY	6- 23	319	4- 6	280	283	331	331	30	30	
DIV. I NON-CONF.	1- 12	335	0- 0	171	95	316	316	30	30	
-----										
TOTALS	RPI 1-25	RPI 26-50	W-L RECORDS	RPI 51-100	RPI 101-999	RPI 201+				
6- 23	0- 1	0- 2	OVERALL	0- 0	6- 20	6- 8				
5- 7	0- 0	0- 1	HOME	0- 0	5- 6	5- 3				
1- 14	0- 0	0- 0	AWAY	0- 0	1- 6	1- 3				
0- 2	0- 0	0- 0	NEUTRAL	0- 0	0- 2	0- 0				
1- 12	0- 1	0- 2	NON-CONFERENCE	0- 0	1- 9	1- 2				
1- 3	0- 0	0- 1	HOME	0- 0	1- 2	1- 1				
0- 7	0- 1	0- 1	AWAY	0- 0	0- 5	0- 1				
0- 2	0- 0	0- 0	NEUTRAL	0- 0	0- 2	0- 0				
5- 11	0- 0	0- 0	CONFERENCE	0- 0	5- 11	5- 6				
4- 4	0- 0	0- 0	HOME	0- 0	4- 4	4- 2				
1- 7	0- 0	0- 0	AWAY	0- 0	1- 7	1- 4				
0- 0	0- 0	0- 0	NEUTRAL	0- 0	0- 0	0- 0				

RPI 1-25				RPI 26-50				RPI 51-100				RPI 101+				Team's RPI: 331
RPI	S	Opponent	Score	RPI	S	Opponent	Score	RPI	S	Opponent	Score	RPI	S	Opponent	Score	
24	A	DePaul	71 110	35	A	Michigan	36 105					121	A	Delaware	49 84	
				43	H	Drexel	52 73					128	H	Robert Morris	42 65	
												131	H	Bethune-Cookman	60 68	
												159	N	Ole Miss	58 110	
												165	A	N.C. A&T	55 75	
												165	H	N.C. A&T	48 66	
												169	A	Florida	51 85	
												171	A	Kansas	49 81	
												178	A	Hampton	62 66	
												182	N	Stetson	43 58	
												192	A	Temple	72 96	
												200	A	Norfolk St.	50 72	
												220	A	Fla. Atlantic	67 90	
												244	H	La Salle	48 71	
												254	A	Howard	70 78	
												272	A	UMES	56 76	
												278	A	Morgan St.	62 54	
												278	H	Morgan St.	60 56	
												316	A	N.C. Central	60 76	
												316	H	N.C. Central	67 74	
												319	H	Coppin St.	70 66	
												323	H	South Carolina St.	58 44	
												341	A	Florida A&M	54 59	
												341	H	Florida A&M	65 73	
												342	H	Longwood	60 56	
												344	H	Savannah St.	93 79	
-----																
LAST 12 Division I GAMES:																
278	H	Morgan St.	60 56	316	A	N.C. Central	60 76									
272	A	UMES	56 76	165	A	N.C. A&T	55 75									
254	A	Howard	70 78	344	H	Savannah St.	93 79									
319	H	Coppin St.	70 66	278	A	Morgan St.	62 54									
341	H	Florida A&M	65 73	131	H	Bethune-Cookman	60 68									
200	A	Norfolk St.	50 72	341	A	Florida A&M	54 59									

Non-Div I Games:

Delaware St.

■ Loss, 
 ■ Non-Conf, 
 ■ S Site, 
 ■ Home 
 ■ Away 
 N Neutral

Average RPI Win:	283	WON-LOST	WINNING	LAST 10	STRENGTH OF	OPP. STRENGTH	TEAM	ADJ.	CONF.	ADJ CONF.
Average RPI Loss:	78	RECORD	PCT. RANK	GAMES	SCHEDULE	OF SCHEDULE	RPI	RPI	RPI	RPI
DIV. I ONLY	15- 13	153	5- 5	211	192	172	172	12	12	
DIV. I NON-CONF.	8- 6	143	0- 0	277	241	193	193	16	16	
-----										
TOTALS	RPI 1-25	RPI 26-50	W-L RECORDS	RPI 51-100	RPI 101-999	RPI 201+				
15- 13	0- 0	0- 3	OVERALL	0- 8	15- 2	14- 0				
6- 6	0- 0	0- 2	HOME	0- 3	6- 1	5- 0				
8- 5	0- 0	0- 1	AWAY	0- 3	8- 1	8- 0				
1- 2	0- 0	0- 0	NEUTRAL	0- 2	1- 0	1- 0				
8- 6	0- 0	0- 1	NON-CONFERENCE	0- 4	8- 1	8- 0				
2- 3	0- 0	0- 1	HOME	0- 1	2- 1	2- 0				
5- 1	0- 0	0- 0	AWAY	0- 1	5- 0	5- 0				
1- 2	0- 0	0- 0	NEUTRAL	0- 2	1- 0	1- 0				
7- 7	0- 0	0- 2	CONFERENCE	0- 4	7- 1	6- 0				
4- 3	0- 0	0- 1	HOME	0- 2	4- 0	3- 0				
3- 4	0- 0	0- 1	AWAY	0- 2	3- 1	3- 0				
0- 0	0- 0	0- 0	NEUTRAL	0- 0	0- 0	0- 0				

RPI 1-25				RPI 26-50				RPI 51-100				RPI 101+ Team's RPI: 172			
RPI	S	Opponent	Score	RPI	S	Opponent	Score	RPI	S	Opponent	Score	RPI	S	Opponent	Score
32	A	South Dakota St.	59 95	32	H	South Dakota St.	58 69	57	A	South Dakota	51 79	120	H	Colorado St.	56 61
32	H	South Dakota St.		36	H	Northern Colo.	63 71	57	H	South Dakota	60 82	179	A	Oral Roberts	60 90
								59	A	Ameri can	53 66	179	H	Oral Roberts	70 54
								74	H	Wyomi ng	51 61	216	N	Eastern Mich.	60 54
								83	N	Mi ami (OH)	52 69	236	A	Omaha	85 74
								88	N	Li berty	69 82	236	H	Omaha	81 60
								96	A	Western Ill.	93 118	280	A	UMKC	77 68
								96	H	Western Ill.	61 77	288	A	North Dakota St.	78 73
												288	H	North Dakota St.	98 79
												296	A	Air Force	75 54
												304	A	Utah St.	74 72
												305	H	Northern Ariz.	80 73
												321	A	Cal St. Fullerton	83 58
												324	H	Utah Valley	72 53
												325	A	UMBC	70 48
												327	A	Fort Wayne	73 55
												327	H	Fort Wayne	86 65
LAST 12 Division I GAMES:															
				96	H	Western Ill.	61 77	57	H	South Dakota	60 82				
				236	H	Omaha	81 60	96	A	Western Ill.	93 118				
				179	H	Oral Roberts	70 54	179	A	Oral Roberts	60 90				
				288	A	North Dakota St.	78 73	236	A	Omaha	85 74				
				32	A	South Dakota St.	59 95	288	H	North Dakota St.	98 79				
				327	H	Fort Wayne	86 65	32	H	South Dakota St.	58 69				

Non-Div I Games: Chadron St. 99 55

Denver

Average RPI Win:	330	WON-LOST	WINNING	LAST 10	STRENGTH OF	OPP. STRENGTH	TEAM	ADJ.	CONF.	ADJ CONF.
Average RPI Loss:	135	RECORD	PCT. RANK	GAMES	SCHEDULE	OF SCHEDULE	RPI	RPI	RPI	RPI
DIV. I ONLY	2- 27	345	1- 9	137	111	320	320	11	11	
DIV. I NON-CONF.	0- 11	337	0- 0	248	32	339	339	15	15	
-----										
TOTALS	RPI 1-25	RPI 26-50	W-L RECORDS	RPI 51-100	RPI 101-999	RPI 201+				
2- 27	0- 2	0- 1	OVERALL	0- 7	2- 17	2- 6				
1- 13	0- 1	0- 1	HOME	0- 4	1- 7	1- 3				
1- 12	0- 1	0- 0	AWAY	0- 3	1- 8	1- 2				
0- 2	0- 0	0- 0	NEUTRAL	0- 0	0- 2	0- 1				
0- 11	0- 0	0- 1	NON-CONFERENCE	0- 3	0- 7	0- 4				
0- 5	0- 0	0- 1	HOME	0- 2	0- 2	0- 2				
0- 4	0- 0	0- 0	AWAY	0- 1	0- 3	0- 1				
0- 2	0- 0	0- 0	NEUTRAL	0- 0	0- 2	0- 1				
2- 16	0- 2	0- 0	CONFERENCE	0- 4	2- 10	2- 2				
1- 8	0- 1	0- 0	HOME	0- 2	1- 5	1- 1				
1- 8	0- 1	0- 0	AWAY	0- 2	1- 5	1- 1				
0- 0	0- 0	0- 0	NEUTRAL	0- 0	0- 0	0- 0				

RPI 1-25				RPI 26-50				RPI 51-100				RPI 101+ Team's RPI: 320			
RPI	S	Opponent	Score	RPI	S	Opponent	Score	RPI	S	Opponent	Score	RPI	S	Opponent	Score
23	A	Green Bay	45 88	35	H	Michigan	50 86	62	H	Michigan St.	60 97	114	A	Cleveland St.	50 75
23	H	Green Bay	27 85					69	H	Toledo	64 81	114	H	Cleveland St.	76 90
								82	A	IUPUI	62 90	118	A	Milwaukee	45 90
								82	H	IUPUI	59 91	118	H	Milwaukee	61 70
								83	A	Miami (OH)	64 91	122	A	Western Mich.	62 74
								94	A	Wright St.	55 85	158	A	Youngstown St.	59 76
								94	H	Wright St.	60 88	158	H	Youngstown St.	52 72
												161	N	Clemson	44 72
												162	A	Kent St.	74 82
												188	A	Oakland	50 83
												188	H	Oakland	74 85
												211	H	Bowling Green	81 85
												216	H	Eastern Mich.	76 78
												226	N	North Texas	57 63
												229	A	Illinois	65 73
												256	A	Northern Ky.	60 64
												256	H	Northern Ky.	67 78
												330	A	Ill. -Chicago	61 58
												330	H	Ill. -Chicago	73 60
-----															
LAST 12 Division I GAMES:															
23	A	Green Bay	45 88	94	A	Wright St.	55 85								
118	A	Milwaukee	45 90	158	H	Youngstown St.	52 72								
188	H	Oakland	74 85	114	H	Cleveland St.	76 90								
82	H	IUPUI	59 91	188	A	Oakland	50 83								
330	H	Ill. -Chicago	73 60	118	H	Milwaukee	61 70								
256	A	Northern Ky.	60 64	23	H	Green Bay	27 85								

Non-Div I Games:

Detroit Mercy

Average RPI Win:	217	WON-LOST	WINNING	LAST 10	STRENGTH OF	OPP. STRENGTH	TEAM	ADJ.	CONF.	ADJ CONF.
Average RPI Loss:	48	RECORD	PCT. RANK	GAMES	SCHEDULE	OF SCHEDULE	RPI	RPI	RPI	RPI
DIV. I ONLY	21- 7	48	10- 0	128	187	77	77	23	23	
DIV. I NON-CONF.	4- 7	226	0- 0	11	31	126	126	21	21	
-----										
TOTALS	RPI 1-25	RPI 26-50	W-L RECORDS	RPI 51-100	RPI 101-999	RPI 201+				
21- 7	0- 2	0- 2	OVERALL	3- 3	18- 0	12- 0				
12- 3	0- 0	0- 2	HOME	2- 1	10- 0	6- 0				
8- 3	0- 2	0- 0	AWAY	1- 1	7- 0	5- 0				
1- 1	0- 0	0- 0	NEUTRAL	0- 1	1- 0	1- 0				
4- 7	0- 2	0- 2	NON-CONFERENCE	1- 3	3- 0	1- 0				
3- 3	0- 0	0- 2	HOME	1- 1	2- 0	0- 0				
0- 3	0- 2	0- 0	AWAY	0- 1	0- 0	0- 0				
1- 1	0- 0	0- 0	NEUTRAL	0- 1	1- 0	1- 0				
17- 0	0- 0	0- 0	CONFERENCE	2- 0	15- 0	11- 0				
9- 0	0- 0	0- 0	HOME	1- 0	8- 0	6- 0				
8- 0	0- 0	0- 0	AWAY	1- 0	7- 0	5- 0				
0- 0	0- 0	0- 0	NEUTRAL	0- 0	0- 0	0- 0				

RPI 1-25				RPI 26-50				RPI 51-100 Team's RPI: 77				RPI 101+			
RPI	S	Opponent	Score	RPI	S	Opponent	Score	RPI	S	Opponent	Score	RPI	S	Opponent	Score
8	A	Oregon	77 110	32	H	South Dakota St.	78 85	61	H	Nebraska	84 89	106	H	Iowa St.	83 80
16	A	Iowa	66 79	48	H	Creighton	100 108	74	A	Wyomi ng	61 75	118	H	Mi l waukee	77 73
								88	H	Li berty	96 68	133	A	UNI	72 67
								98	A	Missouri St.	80 68	133	H	UNI	81 64
								98	H	Missouri St.	84 65	156	A	Southern Ill.	75 64
								100	N	George Mason	75 87	156	H	Southern Ill.	84 73
												249	A	Illinoi s St.	65 58
												249	H	Illinoi s St.	80 64
												260	A	Bradl ey	84 75
												260	H	Bradl ey	77 71
												261	A	Indi ana St.	84 51
												261	H	Indi ana St.	85 64
												297	H	Val parai so	86 50
												302	A	Loyol a Chi cago	97 53
												302	H	Loyol a Chi cago	72 46
												338	N	Mi ssi ssi ppi Val .	96 60
												349	A	Evansvi lle	101 50
												349	H	Evansvi lle	107 66
LAST 12 Division I GAMES:															
302	A	Loyol a Chi cago	97 53	98	H	Missouri St.	84 65	156	H	Southern Ill.	84 73	260	A	Bradl ey	84 75
249	H	Illinoi s St.	80 64	156	H	Southern Ill.	84 73	260	A	Bradl ey	84 75	249	A	Illinoi s St.	65 58
260	H	Bradl ey	77 71	260	A	Bradl ey	84 75	133	H	UNI	81 64	349	H	Evansvi lle	107 66
133	A	UNI	72 67	249	A	Illinoi s St.	65 58								
261	A	Indi ana St.	84 51	133	H	UNI	81 64								
349	A	Evansvi lle	101 50	349	H	Evansvi lle	107 66								

Non-Div I Games: Iowa Wesleyan 102 25

Drake

Average RPI Win:	192	WON-LOST	WINNING	LAST 10	STRENGTH OF	OPP. STRENGTH	TEAM	ADJ.	CONF.	ADJ CONF.
Average RPI Loss:	61	RECORD	PCT. RANK	GAMES	SCHEDULE	OF SCHEDULE	RPI	RPI	RPI	RPI
DIV. I ONLY	23- 6	30	9- 1	129	119	43	43	10	10	
DIV. I NON-CONF.	8- 4	87	0- 0	203	93	94	94	12	12	
-----										
TOTALS	RPI 1-25	RPI 26-50	W-L RECORDS	RPI 51-100	RPI 101-999	RPI 201+				
23- 6	0- 0	1- 2	OVERALL	2- 4	20- 0	12- 0				
12- 0	0- 0	1- 0	HOME	2- 0	9- 0	6- 0				
10- 4	0- 0	0- 2	AWAY	0- 2	10- 0	6- 0				
1- 2	0- 0	0- 0	NEUTRAL	0- 2	1- 0	0- 0				
8- 4	0- 0	0- 1	NON-CONFERENCE	1- 3	7- 0	5- 0				
4- 0	0- 0	0- 0	HOME	1- 0	3- 0	3- 0				
3- 2	0- 0	0- 1	AWAY	0- 1	3- 0	2- 0				
1- 2	0- 0	0- 0	NEUTRAL	0- 2	1- 0	0- 0				
15- 2	0- 0	1- 1	CONFERENCE	1- 1	13- 0	7- 0				
8- 0	0- 0	1- 0	HOME	1- 0	6- 0	3- 0				
7- 2	0- 0	0- 1	AWAY	0- 1	7- 0	4- 0				
0- 0	0- 0	0- 0	NEUTRAL	0- 0	0- 0	0- 0				

RPI 1-25				RPI 26-50				Team's RPI: 43				RPI 51-100				RPI 101+																																																																																			
RPI	S	Opponent	Score	RPI	S	Opponent	Score	RPI	S	Opponent	Score	RPI	S	Opponent	Score	RPI	S	Opponent	Score																																																																																
37	A	Syracuse	62 72	45	A	Elon	58 70	45	H	Elon	58 56	63	A	James Madison	48 56	63	H	James Madison	73 71	121	A	Delaware	72 53	121	H	Delaware	74 53	123	N	Butler	76 62	137	A	Northeastern	69 58	137	H	Northeastern	58 50	145	A	Saint Joseph's	65 58	153	A	William & Mary	65 58	153	H	William & Mary	54 34	228	A	Niagara	66 65	239	A	Hofstra	58 47	239	H	Hofstra	47 38	244	H	La Salle	79 54	245	H	Lafayette	52 37	257	A	UNCW	58 40	257	H	UNCW	68 42	270	A	Towson	62 54	270	H	Towson	78 53	271	H	Cornell	61 39	274	A	Col. of Charleston	80 53	331	A	Delaware St.	73 52
LAST 12 Division I GAMES:																																																																																																			
121	A	Delaware	72 53	270	A	Towson	62 54	63	H	James Madison	73 71	153	H	William & Mary	54 34	257	A	UNCW	58 40	45	A	Elon	58 70	274	A	Col. of Charleston	80 53	270	H	Towson	78 53	137	H	Northeastern	58 50	45	H	Elon	58 56	239	A	Hofstra	58 47	137	A	Northeastern	69 58																																																				

Non-Div I Games:

Drexel





D  
u  
q  
u  
e  
s  
n  
e

Duquesne				Through Games Of March 1, 2018							
Average RPI	Win:	198	WON-LOST	WINNING	LAST 10	STRENGTH OF	OPP. STRENGTH	TEAM	ADJ.	CONF.	ADJ CONF.
Average RPI	Loss:	88	RECORD	PCT. RANK	GAMES	SCHEDULE	OF SCHEDULE	RPI	RPI	RPI	RPI
DIV. I ONLY			23- 6	30	7- 3	205	99	72	72	13	13
DIV. I NON-CONF.			10- 3	52	0- 0	165	38	54	54	10	10
-----											
TOTALS	RPI 1-25			RPI 26-50		W-L RECORDS	RPI 51-100	RPI 101-999		RPI 201+	
23- 6	1- 1			1- 1		OVERALL	3- 1	18- 3		11- 0	
12- 2	1- 0			0- 0		HOME	2- 1	9- 1		8- 0	
10- 3	0- 0			1- 1		AWAY	1- 0	8- 2		3- 0	
1- 1	0- 1			0- 0		NEUTRAL	0- 0	1- 0		0- 0	
10- 3	1- 1			1- 0		NON-CONFERENCE	1- 0	7- 2		4- 0	
6- 0	1- 0			0- 0		HOME	1- 0	4- 0		3- 0	
3- 2	0- 0			1- 0		AWAY	0- 0	2- 2		1- 0	
1- 1	0- 1			0- 0		NEUTRAL	0- 0	1- 0		0- 0	
13- 3	0- 0			0- 1		CONFERENCE	2- 1	11- 1		7- 0	
6- 2	0- 0			0- 0		HOME	1- 1	5- 1		5- 0	
7- 1	0- 0			0- 1		AWAY	1- 0	6- 0		2- 0	
0- 0	0- 0			0- 0		NEUTRAL	0- 0	0- 0		0- 0	

RPI 1-25				RPI 26-50				RPI 51-100				Team's RPI: 72				RPI 101+			
RPI	S	Opponent	Score	RPI	S	Opponent	Score	RPI	S	Opponent	Score	RPI	S	Opponent	Score	RPI	S	Opponent	Score
2	N	UConn	52 104	30	A	Virginia	74 63	69	H	Toledo	73 54	113	A	ETSU	77 81				
22	H	Central Mich.	64 61	31	A	Dayton	70 79	79	H	Fordham	43 51	115	H	Saint Francis (PA)	87 68				
								99	A	George Washington	54 53	126	A	Saint Louis	76 66				
								100	H	George Mason	71 64	145	A	Saint Joseph's	61 42				
												145	H	Saint Joseph's	50 69				
												157	A	Charlotte	72 75				
												165	N	N. C. A&T	73 60				
												177	A	Pittsburgh	66 53				
												184	A	Dav idson	79 54				
												201	A	Ri chmond	78 70				
												225	H	Akron	66 60				
												244	H	La Salle	78 50				
												250	A	St. Bonaventure	76 73				
												250	H	St. Bonaventure	73 59				
												276	H	Massachusetts	60 57				
												282	A	VCU	70 51				
												282	H	VCU	80 71				
												295	H	Central Conn. St.	83 58				
												333	H	Rhode Isl and	80 71				
												339	A	Winthrop	81 54				
												340	H	Iona	80 59				
LAST 12 Division I GAMES:																			
250	A	St. Bonaventure	76 73	201	A	Ri chmond	78 70												
79	H	Fordham	43 51	31	A	Dayton	70 79												
333	H	Rhode Isl and	80 71	250	H	St. Bonaventure	73 59												
126	A	Saint Louis	76 66	145	A	Saint Joseph's	61 42												
145	H	Saint Joseph's	50 69	100	H	George Mason	71 64												
282	H	VCU	80 71	244	H	La Salle	78 50												

Non-Div I Games:

Duquesne

D  
u  
q  
u  
e  
s  
n  
e

Average RPI Win:	224	WON-LOST	WINNING	LAST 10	STRENGTH OF	OPP. STRENGTH	TEAM	ADJ.	CONF.	ADJ CONF.
Average RPI Loss:	88	RECORD	PCT. RANK	GAMES	SCHEDULE	OF SCHEDULE	RPI	RPI	RPI	RPI
DIV. I ONLY	18- 11	103	7- 3	186	96	113	113	17	17	
DIV. I NON-CONF.	6- 8	209	0- 0	175	20	174	174	17	17	
-----										
TOTALS	RPI 1-25	RPI 26-50	W-L RECORDS	RPI 51-100	RPI 101-999	RPI 201+				
18- 11	0- 3	0- 0	OVERALL	1- 4	17- 4	10- 2				
9- 3	0- 0	0- 0	HOME	1- 2	8- 1	4- 1				
8- 5	0- 2	0- 0	AWAY	0- 2	8- 1	5- 1				
1- 3	0- 1	0- 0	NEUTRAL	0- 0	1- 2	1- 0				
6- 8	0- 3	0- 0	NON-CONFERENCE	1- 2	5- 3	4- 1				
3- 2	0- 0	0- 0	HOME	1- 1	2- 1	1- 1				
3- 3	0- 2	0- 0	AWAY	0- 1	3- 0	3- 0				
0- 3	0- 1	0- 0	NEUTRAL	0- 0	0- 2	0- 0				
12- 3	0- 0	0- 0	CONFERENCE	0- 2	12- 1	6- 1				
6- 1	0- 0	0- 0	HOME	0- 1	6- 0	3- 0				
5- 2	0- 0	0- 0	AWAY	0- 1	5- 1	2- 1				
1- 0	0- 0	0- 0	NEUTRAL	0- 0	1- 0	1- 0				

RPI 1-25				RPI 26-50				RPI 51-100				RPI 101+ Team's RPI: 113			
RPI	S	Opponent	Score	RPI	S	Opponent	Score	RPI	S	Opponent	Score	RPI	S	Opponent	Score
1	N	Notre Dame	46 77					55	A	Mercer	48 63	105	N	Washington St.	76 80
9	A	Tennessee	49 87					55	H	Mercer	65 85	108	A	Chattanooga	61 55
20	A	NC State	58 70					62	H	Michigan St.	74 83	108	H	Chattanooga	65 58
								68	A	Houston	69 88	116	H	Cincinnati	87 77
								72	H	Duquesne	81 77	122	N	Western Mich.	79 87
												160	A	Samford	64 52
												160	H	Samford	76 48
												189	A	Furman	69 57
												189	H	Furman	56 46
												215	A	UNCG	61 65
												215	H	UNCG	60 52
												256	H	Northern Ky.	45 57
												269	A	Appalachian St.	70 57
												290	A	Murray St.	96 68
												299	A	Wofford	61 58
												299	H	Wofford	82 53
												299	N	Wofford	78 64
												306	A	Western Caro.	76 46
												306	H	Western Caro.	66 50
												312	H	Tennessee Tech	74 55
												339	A	Winthrop	74 63
-----															
LAST 12 Division I GAMES:															
299	N	Wofford	78 64	306	A	Western Caro.	76 46	299	A	UNCG	61 65				
55	A	Mercer	48 63	160	H	Samford	76 48	55	H	Mercer	65 85				
160	A	Samford	64 52	299	H	Wofford	82 53	189	A	Furman	69 57				
189	H	Furman	56 46	108	A	Chattanooga	61 55								

Non-Div I Games: North Greenville 90 67

ETSU

■ Loss, 
 ■ Non-Conf, 
 ■ S Site, 
 ■ Home 
 ■ Away 
 N Neutral

Average RPI Win:	219	WON-LOST	WINNING	LAST 10	STRENGTH OF	OPP. STRENGTH	TEAM	ADJ.	CONF.	ADJ CONF.
Average RPI Loss:	138	RECORD	PCT. RANK	GAMES	SCHEDULE	OF SCHEDULE	RPI	RPI	RPI	RPI
DIV. I ONLY	15- 14	170	5- 5	225	112	199	199	8	8	
DIV. I NON-CONF.	8- 5	111	0- 0	310	342	243	243	7	7	
-----										
TOTALS	RPI 1-25	RPI 26-50	W-L RECORDS	RPI 51-100	RPI 101-999	RPI 201+				
15- 14	0- 2	0- 1	OVERALL	1- 1	14- 10	9- 2				
11- 5	0- 1	0- 0	HOME	1- 0	10- 4	6- 0				
3- 7	0- 0	0- 0	AWAY	0- 1	3- 1	2- 0				
1- 2	0- 0	0- 0	NEUTRAL	0- 0	1- 2	1- 0				
8- 5	0- 0	0- 0	NON-CONFERENCE	0- 0	8- 5	6- 1				
6- 2	0- 0	0- 0	HOME	0- 0	6- 2	4- 0				
1- 1	0- 0	0- 0	AWAY	0- 0	1- 1	1- 1				
1- 2	0- 0	0- 0	NEUTRAL	0- 0	1- 2	1- 0				
7- 9	0- 2	0- 1	CONFERENCE	1- 1	6- 5	3- 1				
5- 3	0- 1	0- 0	HOME	1- 0	4- 2	2- 0				
2- 6	0- 1	0- 1	AWAY	0- 1	2- 3	1- 1				
0- 0	0- 0	0- 0	NEUTRAL	0- 0	0- 0	0- 0				

RPI 1-25				RPI 26-50				RPI 51-100				RPI 101+				Team's RPI: 199
RPI	S	Opponent	Score	RPI	S	Opponent	Score	RPI	S	Opponent	Score	RPI	S	Opponent	Score	
2	H	UConn	35 96	44	A	UCF	54 75	68	A	Houston	81 97	116	A	Cincinnati	79 70	
14	A	South Fla.	47 88					68	H	Houston	80 78	116	H	Cincinnati	54 66	
												128	A	Tulane	58 64	
												135	H	Wichita St.	77 67	
												153	H	William & Mary	65 71	
												157	H	Charlotte	58 55	
												164	N	Jacksonville St.	73 82	
												187	A	Memphis	36 72	
												187	H	Memphis	75 62	
												192	H	Temple	64 65	
												195	N	UTEP	79 93	
												200	H	Norfolk St.	51 46	
												201	H	Richmond	64 65	
												209	A	SMU	51 65	
												209	H	SMU	76 47	
												210	A	Tulsa	59 57	
												210	H	Tulsa	73 67	
												257	A	UNCW	62 66	
												262	N	Rider	66 63	
												272	H	UMES	64 54	
												294	H	USC Upstate	66 53	
												303	A	Kennesaw St.	66 56	
												316	H	N. C. Central	73 61	
												344	H	Savannah St.	103 37	
-----																
LAST 12 Division I GAMES:																
				44	A	UCF	54 75	209	H	SMU	76 47					
				192	H	Temple	64 65	135	H	Wichita St.	77 67					
				210	A	Tulsa	59 57	116	A	Cincinnati	79 70					
				68	A	Houston	81 97	128	A	Tulane	58 64					
				187	H	Memphis	75 62	68	H	Houston	80 78					
				14	A	South Fla.	47 88	209	A	SMU	51 65					

Non-Div I Games:

East Carolina

Loss, 
Non-Conf, 
S Site, 
H Home
A Away 
N Neutral

Average RPI Win:	278	WON-LOST	WINNING	LAST 10	STRENGTH OF	OPP. STRENGTH	TEAM	ADJ.	CONF.	ADJ CONF.
Average RPI Loss:	205	RECORD	PCT. RANK	GAMES	SCHEDULE	OF SCHEDULE	RPI	RPI	RPI	RPI
DIV. I ONLY	3- 26	338	1- 9	289	294	346	346	25	25	
DIV. I NON-CONF.	1- 10	327	0- 0	297	304	346	346	27	27	
-----										
TOTALS	RPI 1-25	RPI 26-50	W-L RECORDS	RPI 51-100	RPI 101-999	RPI 201+				
3- 26	0- 0	0- 0	OVERALL	0- 3	3- 23	2- 13				
3- 11	0- 0	0- 0	HOME	0- 1	3- 10	2- 7				
0- 14	0- 0	0- 0	AWAY	0- 2	0- 12	0- 6				
0- 1	0- 0	0- 0	NEUTRAL	0- 0	0- 1	0- 0				
1- 10	0- 0	0- 0	NON-CONFERENCE	0- 1	1- 9	1- 4				
1- 4	0- 0	0- 0	HOME	0- 0	1- 4	1- 3				
0- 5	0- 0	0- 0	AWAY	0- 1	0- 4	0- 1				
0- 1	0- 0	0- 0	NEUTRAL	0- 0	0- 1	0- 0				
2- 16	0- 0	0- 0	CONFERENCE	0- 2	2- 14	1- 9				
2- 7	0- 0	0- 0	HOME	0- 1	2- 6	1- 4				
0- 9	0- 0	0- 0	AWAY	0- 1	0- 8	0- 5				
0- 0	0- 0	0- 0	NEUTRAL	0- 0	0- 0	0- 0				

E  
a  
s  
t  
e  
r  
n  
I  
I  
I  
.E  
a  
s  
t  
e  
r  
n  
I  
I  
I  
.

RPI 1-25				RPI 26-50				RPI 51-100				RPI 101+ Team's RPI: 346			
RPI	S	Opponent	Score	RPI	S	Opponent	Score	RPI	S	Opponent	Score	RPI	S	Opponent	Score
								66	A	Bel mont	37 59	110	H	Northern Ill.	64 93
								66	H	Bel mont	58 86	114	A	Cleveland St.	69 77
								94	A	Wright St.	46 81	121	N	Del aware	37 66
												145	A	Saint Joseph's	62 80
												155	A	SIUE	52 62
												155	H	SIUE	76 72
												164	H	Jacksonville St.	50 59
												168	A	Northwestern	40 74
												170	A	UT Martin	57 85
												170	H	UT Martin	44 72
												193	A	Morehead St.	81 89
												226	H	North Texas	61 63
												227	A	Southeast Mo. St.	48 51
												227	H	Southeast Mo. St.	54 77
												248	A	Austin Peay	59 69
												248	H	Austin Peay	66 75
												260	H	Bradley	52 67
												290	A	Murray St.	61 72
												290	H	Murray St.	63 70
												297	H	Valparaiso	67 76
												312	H	Tennessee Tech	57 60
												313	A	Eastern Ky.	51 67
												327	A	Fort Wayne	77 93
												329	A	Tennessee St.	68 86
												329	H	Tennessee St.	66 59
												349	H	Evansville	79 52
-----															
LAST 12 Division I GAMES:															
				155	H	SIUE	76 72	312	H	Tennessee Tech	57 60				
				290	H	Murray St.	63 70	164	H	Jacksonville St.	50 59				
				170	A	UT Martin	57 85	329	A	Tennessee St.	68 86				
				227	A	Southeast Mo. St.	48 51	66	A	Bel mont	37 59				
				248	H	Austin Peay	66 75	227	H	Southeast Mo. St.	54 77				
				155	A	SIUE	52 62	170	H	UT Martin	44 72				

Non-Div I Games:

Eastern III.

Average RPI Win:	264	WON-LOST	WINNING	LAST 10	STRENGTH OF	OPP. STRENGTH	TEAM	ADJ.	CONF.	ADJ CONF.
Average RPI Loss:	186	RECORD	PCT. RANK	GAMES	SCHEDULE	OF SCHEDULE	RPI	RPI	RPI	RPI
DIV. I ONLY	7- 19	286	1- 9	288	243	313	313	25	25	
DIV. I NON-CONF.	2- 6	280	0- 0	304	70	299	299	27	27	
-----										
TOTALS	RPI 1-25	RPI 26-50	W-L RECORDS	RPI 51-100	RPI 101-999	RPI 201+				
7- 19	0- 0	0- 0	OVERALL	0- 4	7- 15	5- 8				
5- 7	0- 0	0- 0	HOME	0- 2	5- 5	3- 2				
2- 12	0- 0	0- 0	AWAY	0- 2	2- 10	2- 6				
0- 0	0- 0	0- 0	NEUTRAL	0- 0	0- 0	0- 0				
2- 6	0- 0	0- 0	NON-CONFERENCE	0- 2	2- 4	2- 2				
1- 2	0- 0	0- 0	HOME	0- 1	1- 1	1- 0				
1- 4	0- 0	0- 0	AWAY	0- 1	1- 3	1- 2				
0- 0	0- 0	0- 0	NEUTRAL	0- 0	0- 0	0- 0				
5- 13	0- 0	0- 0	CONFERENCE	0- 2	5- 11	3- 6				
4- 5	0- 0	0- 0	HOME	0- 1	4- 4	2- 2				
1- 8	0- 0	0- 0	AWAY	0- 1	1- 7	1- 4				
0- 0	0- 0	0- 0	NEUTRAL	0- 0	0- 0	0- 0				

RPI 1-25				RPI 26-50				RPI 51-100				RPI 101+ Team's RPI: 313					
RPI	S	Opponent	Score	RPI	S	Opponent	Score	RPI	S	Opponent	Score	RPI	S	Opponent	Score		
								66	A	Belmont	62	95	116	A	Cincinnati	53	64
								66	H	Belmont	55	77	155	H	SIUE	60	62
								89	H	Ohio	57	69	162	H	Kent St.	57	65
								100	A	George Mason	41	64	164	A	Jacksonville St.	51	65
												164	H	Jacksonville St.	48	44	
												170	A	UT Martin	49	77	
												170	H	UT Martin	54	72	
												193	A	Morehead St.	51	62	
												193	H	Morehead St.	59	56	
												211	A	Bowling Green	60	77	
												215	H	UNCG	70	59	
												225	A	Akron	45	62	
												227	A	Southeast Mo. St.	55	69	
												227	H	Southeast Mo. St.	52	66	
												248	A	Austin Peay	45	59	
												290	A	Murray St.	68	75	
												306	A	Western Caro.	62	59	
												312	A	Tennessee Tech	76	68	
												312	H	Tennessee Tech	55	53	
												329	A	Tennessee St.	58	69	
												329	H	Tennessee St.	58	59	
												346	H	Eastern Ill.	67	51	
-----																	
LAST 12 Division I GAMES:																	
				193	A	Morehead St.	51	62	329	H	Tennessee St.	58	59				
				227	H	Southeast Mo. St.	52	66	66	H	Belmont	55	77				
				329	A	Tennessee St.	58	69	290	A	Murray St.	68	75				
				66	A	Belmont	62	95	248	A	Austin Peay	45	59				
				193	H	Morehead St.	59	56	164	H	Jacksonville St.	48	44				
				170	H	UT Martin	54	72	312	H	Tennessee Tech	55	53				

Non-Div I Games: Ohio Christian 69 45

Eastern Ky.

Average RPI Win: 187

Average RPI Loss: 130

WON-LOST  
RECORDWINNING  
PCT. RANKLAST 10  
GAMESSTRENGTH OF  
SCHEDULEOPP. STRENGTH  
OF SCHEDULETEAM  
RPIADJ.  
RPICONF.  
RPIADJ CONF.  
RPIDIV. I ONLY  
DIV. I NON-CONF.9- 18  
3- 7261  
2541- 9  
0- 0143  
330101  
324216  
309216  
3097  
87  
8

TOTALS

RPI 1-25

RPI 26-50

W-L RECORDS

RPI 51-100

RPI 101-999

RPI 201+

9- 18

0- 3

0- 2

OVERALL

3- 2

6- 11

4- 4

5- 5

0- 1

0- 0

HOME

2- 1

3- 3

2- 1

4- 12

0- 2

0- 2

AWAY

1- 1

3- 7

2- 3

0- 1

0- 0

0- 0

NEUTRAL

0- 0

0- 1

0- 0

3- 7

0- 0

0- 1

NON-CONFERENCE

0- 0

3- 6

3- 3

2- 0

0- 0

0- 0

HOME

0- 0

2- 0

2- 0

1- 6

0- 0

0- 1

AWAY

0- 0

1- 5

1- 3

0- 1

0- 0

0- 0

NEUTRAL

0- 0

0- 1

0- 0

6- 11

0- 3

0- 1

CONFERENCE

3- 2

3- 5

1- 1

3- 5

0- 1

0- 0

HOME

2- 1

1- 3

0- 1

3- 6

0- 2

0- 1

AWAY

1- 1

2- 2

1- 0

0- 0

0- 0

0- 0

NEUTRAL

0- 0

0- 0

0- 0

RPI 1-25

RPI 26-50

RPI 51-100

RPI 101+

Team's RPI: 216

RPI	S	Opponent	Score
15	A	Buffalo	92 97
22	A	Central Mich.	82 95
22	H	Central Mich.	72 95

RPI	S	Opponent	Score
38	A	Ball St.	85 91
49	A	Minnesota	56 80

RPI	S	Opponent	Score
69	A	Toledo	69 80
69	H	Toledo	70 57
83	A	Miami (OH)	74 59
83	H	Miami (OH)	69 73
89	H	Ohio	73 58

RPI	S	Opponent	Score
110	A	Northern Ill.	83 76
110	H	Northern Ill.	75 84
114	A	Cleveland St.	65 77
122	A	Western Mich.	66 74
122	H	Western Mich.	69 67
141	A	Loyola Marymount	64 73
162	A	Kent St.	69 76
162	H	Kent St.	60 67
172	N	Denver	54 60
211	A	Bowling Green	54 52
225	H	Akron	65 77
249	A	Illinois St.	56 65
250	A	St. Bonaventure	51 70
320	A	Detroit Mercy	78 76
330	A	Ill. -Chicago	70 73
341	H	Florida A&M	83 61
342	H	Longwood	73 44

LAST 12 Division I GAMES:

122	A	Western Mich.	66 74	38	A	Ball St.	85 91
110	H	Northern Ill.	75 84	22	H	Central Mich.	72 95
69	A	Toledo	69 80	15	A	Buffalo	92 97
22	A	Central Mich.	82 95	83	H	Miami (OH)	69 73
89	H	Ohio	73 58	110	A	Northern Ill.	83 76
225	H	Akron	65 77	122	H	Western Mich.	69 67

Non-Div I Games: Rochester College 62 29

Eastern Mich.

■ Loss, 
 ■ Non-Conf, 
 ■ S Site, 
 ■ Home 
 ■ Away 
 N Neutral

Average RPI Win:	230	WON-LOST	WINNING	LAST 10	STRENGTH OF	OPP. STRENGTH	TEAM	ADJ.	CONF.	ADJ CONF.
Average RPI Loss:	104	RECORD	PCT. RANK	GAMES	SCHEDULE	OF SCHEDULE	RPI	RPI	RPI	RPI
DIV. I ONLY	15- 13	153	6- 4	156	143	143	143	19	19	
DIV. I NON-CONF.	4- 7	226	0- 0	56	125	155	155	13	13	
-----										
TOTALS	RPI 1-25	RPI 26-50	W-L RECORDS	RPI 51-100	RPI 101-999	RPI 201+				
15- 13	0- 1	0- 3	OVERALL	0- 2	15- 7	8- 1				
10- 3	0- 0	0- 1	HOME	0- 0	10- 2	4- 0				
4- 9	0- 1	0- 2	AWAY	0- 1	4- 5	4- 1				
1- 1	0- 0	0- 0	NEUTRAL	0- 1	1- 0	0- 0				
4- 7	0- 1	0- 1	NON-CONFERENCE	0- 2	4- 3	2- 0				
2- 2	0- 0	0- 0	HOME	0- 0	2- 2	1- 0				
1- 4	0- 1	0- 1	AWAY	0- 1	1- 1	1- 0				
1- 1	0- 0	0- 0	NEUTRAL	0- 1	1- 0	0- 0				
11- 6	0- 0	0- 2	CONFERENCE	0- 0	11- 4	6- 1				
8- 1	0- 0	0- 1	HOME	0- 0	8- 0	3- 0				
3- 5	0- 0	0- 1	AWAY	0- 0	3- 4	3- 1				
0- 0	0- 0	0- 0	NEUTRAL	0- 0	0- 0	0- 0				

RPI 1-25				RPI 26-50				RPI 51-100				RPI 101+				Team's RPI: 143
RPI	S	Opponent	Score	RPI	S	Opponent	Score	RPI	S	Opponent	Score	RPI	S	Opponent	Score	
8	A	Oregon	40 81	36	A	Northern Colo.	62 68	60	A	Purdue	40 65	132	A	Portland St.	60 75	
				36	H	Northern Colo.	65 70	73	N	Saint Mary's (CA)	56 76	132	H	Portland St.	64 57	
				40	A	Gonzaga	45 69					134	A	Fresno St.	56 81	
												142	H	Boise St.	57 61	
												144	H	Cal Poly	75 72	
												148	A	Idaho	71 85	
												148	H	Idaho	71 64	
												149	H	Idaho St.	66 64	
												150	H	Weber St.	77 68	
												152	H	BYU	69 73	
												170	N	UT Martin	61 58	
												181	A	North Dakota	79 81	
												181	H	North Dakota	74 70	
												214	A	Montana St.	74 77	
												238	A	Montana	75 72	
												277	A	Sacramento St.	83 72	
												277	H	Sacramento St.	83 76	
												296	A	Air Force	65 63	
												305	H	Northern Ariz.	82 62	
												324	H	Utah Valley	61 41	
												328	A	Southern Utah	70 49	
												328	H	Southern Utah	58 41	
-----																
LAST 12 Division I GAMES:																
328	A	Southern Utah	70 49	132	H	Portland St.	64 57									
149	H	Idaho St.	66 64	277	H	Sacramento St.	83 76									
150	H	Weber St.	77 68	36	A	Northern Colo.	62 68									
214	A	Montana St.	74 77	181	A	North Dakota	79 81									
238	A	Montana	75 72	328	H	Southern Utah	58 41									
148	A	Idaho	71 85	305	H	Northern Ariz.	82 62									

Non-Div I Games: Multnomah 88 42

Eastern Wash.

Loss, 
Non-Conf, 
S Site, 
H Home
A Away 
N Neutral





Average RPI Win:	290	WON-LOST	WINNING	LAST 10	STRENGTH OF	OPP. STRENGTH	TEAM	ADJ.	CONF.	ADJ CONF.
Average RPI Loss:	212	RECORD	PCT. RANK	GAMES	SCHEDULE	OF SCHEDULE	RPI	RPI	RPI	RPI
DIV. I ONLY	1- 25	348	0- 10	310	285	349	349	23	23	
DIV. I NON-CONF.	1- 8	313	0- 0	314	340	347	347	21	21	
-----										
TOTALS	RPI 1-25	RPI 26-50	W-L RECORDS	RPI 51-100	RPI 101-999	RPI 201+				
1- 25	0- 0	0- 1	OVERALL	0- 5	1- 19	1- 15				
1- 10	0- 0	0- 0	HOME	0- 2	1- 8	1- 5				
0- 15	0- 0	0- 0	AWAY	0- 1	0- 3	0- 3				
0- 0	0- 0	0- 0	NEUTRAL	0- 0	0- 0	0- 0				
1- 8	0- 0	0- 1	NON-CONFERENCE	0- 1	1- 6	1- 5				
1- 1	0- 0	0- 0	HOME	0- 0	1- 1	1- 0				
0- 7	0- 0	0- 1	AWAY	0- 1	0- 5	0- 5				
0- 0	0- 0	0- 0	NEUTRAL	0- 0	0- 0	0- 0				
0- 17	0- 0	0- 0	CONFERENCE	0- 4	0- 13	0- 10				
0- 9	0- 0	0- 0	HOME	0- 2	0- 7	0- 5				
0- 8	0- 0	0- 0	AWAY	0- 2	0- 6	0- 5				
0- 0	0- 0	0- 0	NEUTRAL	0- 0	0- 0	0- 0				

RPI 1-25	RPI 26-50	RPI 51-100	RPI 101+	Team's RPI: 349
RPI S Opponent Score	RPI S Opponent Score	RPI S Opponent Score	RPI S Opponent Score	RPI S Opponent Score
	50  Western Ky. 54  92	77  Drake 66  107	133  UNI 41  65	
		77  Drake 50  101	133  UNI 60  85	
		85  Kentucky 62  100	156  Southern Ill. 62  74	
		98  Missouri St. 51  97	193  Morehead St. 75  82	
		98  Missouri St. 65  95	227  Southeast Mo. St. 65  74	
			248  Austin Peay 73  82	
			249  Illinois St. 44  70	
			249  Illinois St. 43  67	
			260  Bradley 47  92	
			260  Bradley 59  117	
			261  Indiana St. 48  56	
			261  Indiana St. 57  66	
			290  Murray St. 89  81	
			297  Valparaiso 59  101	
			297  Valparaiso 54  67	
			302  Loyola Chicago 63  82	
			302  Loyola Chicago 47  60	
			310  Alabama A&M 56  70	
			330  Ill. -Chicago 77  96	
			346  Eastern Ill. 52  79	
LAST 12 Division I GAMES:				
	98  Missouri St. 51  97	77  Drake 50  101		
	297  Valparaiso 54  67	261  Indiana St. 57  66		
	302  Loyola Chicago 47  60	302  Loyola Chicago 63  82		
	249  Illinois St. 44  70	297  Valparaiso 59  101		
	260  Bradley 47  92	260  Bradley 59  117		
	133  UNI 60  85	249  Illinois St. 43  67		

Non-Div I Games: Oakland City 96 59 Westminster (MO) 79 53

FGCU				Through Games Of March 1, 2018							
Average RPI Win:		205	WON-LOST RECORD	WINNING PCT. RANK	LAST 10 GAMES	STRENGTH OF SCHEDULE	OPP. STRENGTH OF SCHEDULE	TEAM RPI	ADJ. RPI	CONF. RPI	ADJ CONF. RPI
Average RPI Loss:		108									
DIV. I ONLY			24- 4	10	9- 1	188	177	52	52	24	24
DIV. I NON-CONF.			11- 3	45	0- 0	72	43	27	27	22	22
-----											
TOTALS		RPI 1-25	RPI 26-50		W-L RECORDS		RPI 51-100		RPI 101-999		RPI 201+
24- 4		1- 1	1- 0		OVERALL		4- 1		18- 2		13- 1
12- 0		0- 0	1- 0		HOME		3- 0		8- 0		6- 0
10- 2		0- 0	0- 0		AWAY		1- 0		9- 0		7- 0
2- 2		1- 1	0- 0		NEUTRAL		0- 1		1- 0		0- 0
11- 3		1- 1	1- 0		NON-CONFERENCE		2- 1		7- 1		4- 0
5- 0		0- 0	1- 0		HOME		2- 0		2- 0		1- 0
4- 1		0- 0	0- 0		AWAY		0- 0		4- 1		3- 0
2- 2		1- 1	0- 0		NEUTRAL		0- 1		1- 0		0- 0
13- 1		0- 0	0- 0		CONFERENCE		2- 0		11- 1		9- 1
7- 0		0- 0	0- 0		HOME		1- 0		6- 0		5- 0
6- 1		0- 0	0- 0		AWAY		1- 0		5- 1		4- 1
0- 0		0- 0	0- 0		NEUTRAL		0- 0		0- 0		0- 0

RPI 1-25				RPI 26-50				RPI 51-100				RPI 101+			
RPI	S	Opponent	Score	RPI	S	Opponent	Score	RPI	S	Opponent	Score	RPI	S	Opponent	Score
6	N	Ohio St.	62 104	32	H	South Dakota St.	87 78	54	H	Harvard	65 56	108	A	Chattanooga	61 68
24	N	DePaul	89 84					66	N	Belmont	65 75	155	H	SIUE	66 49
								85	H	Kentucky	70 64	162	N	Kent St.	80 62
								97	A	Jacksonville	65 63	182	A	Stetson	74 60
								97	H	Jacksonville	63 58	182	H	Stetson	80 40
												194	A	Siena	63 50
												225	A	Akron	82 63
												229	H	Illinois	85 61
												240	A	Abilene Christian	94 55
												251	A	North Florida	73 75
												251	H	North Florida	67 52
												264	A	Lipscomb	68 54
												264	H	Lipscomb	88 52
												294	A	USC Upstate	88 44
												294	H	USC Upstate	93 60
												303	A	Kennesaw St.	78 57
												303	H	Kennesaw St.	78 51
												314	A	FIU	88 52
												343	A	NJIT	89 43
												343	H	NJIT	90 66
-----															
								Team's RPI: 52							
								LAST 12 Division I GAMES:							
182	A	Stetson	74 60	97	A	Jacksonville	65 63	251	A	North Florida	73 75				
303	H	Kennesaw St.	78 51	251	A	North Florida	73 75	97	H	Jacksonville	63 58				
264	H	Lipscomb	88 52	97	H	Jacksonville	63 58	264	A	Lipscomb	68 54				
343	A	NJIT	89 43	264	A	Lipscomb	68 54	303	A	Kennesaw St.	78 57				
294	A	USC Upstate	88 44	294	A	USC Upstate	93 60	294	H	USC Upstate	93 60				
251	H	North Florida	67 52	251	H	North Florida	67 52	251	H	North Florida	67 52				

Non-Div I Games: Southeastern (FL) 76 66 Ave Maria 99 35 Fla. Memorial 82 43

FGCU

Loss, Non-Conf, S Site, H Home A Away N Neutral

Average RPI Win:	240	WON-LOST	WINNING	LAST 10	STRENGTH OF	OPP. STRENGTH	TEAM	ADJ.	CONF.	ADJ CONF.
Average RPI Loss:	178	RECORD	PCT. RANK	GAMES	SCHEDULE	OF SCHEDULE	RPI	RPI	RPI	RPI
DIV. I ONLY	7- 21	295	1- 9	196	227	314	314	18	18	
DIV. I NON-CONF.	3- 10	285	0- 0	236	265	319	319	20	20	
-----										
TOTALS	RPI 1-25	RPI 26-50	W-L RECORDS	RPI 51-100	RPI 101-999	RPI 201+				
7- 21	0- 1	0- 2	OVERALL	0- 2	7- 16	5- 9				
7- 10	0- 1	0- 0	HOME	0- 2	7- 7	5- 3				
0- 11	0- 0	0- 2	AWAY	0- 0	0- 9	0- 6				
0- 0	0- 0	0- 0	NEUTRAL	0- 0	0- 0	0- 0				
3- 10	0- 1	0- 1	NON-CONFERENCE	0- 1	3- 7	3- 4				
3- 6	0- 1	0- 0	HOME	0- 1	3- 4	3- 2				
0- 4	0- 0	0- 1	AWAY	0- 0	0- 3	0- 2				
0- 0	0- 0	0- 0	NEUTRAL	0- 0	0- 0	0- 0				
4- 11	0- 0	0- 1	CONFERENCE	0- 1	4- 9	2- 5				
4- 4	0- 0	0- 0	HOME	0- 1	4- 3	2- 1				
0- 7	0- 0	0- 1	AWAY	0- 0	0- 6	0- 4				
0- 0	0- 0	0- 0	NEUTRAL	0- 0	0- 0	0- 0				

RPI 1-25				RPI 26-50				RPI 51-100				RPI 101+ Team's RPI: 314			
RPI	S	Opponent	Score	RPI	S	Opponent	Score	RPI	S	Opponent	Score	RPI	S	Opponent	Score
14	H	South Fla.	52 82	47	A	Miami (FL)	69 77	52	H	FGCU	52 88	104	H	Middle Tenn.	59 63
				50	A	Western Ky.	47 101	80	H	UAB	61 71	111	A	Georgetown	56 77
												117	H	Rice	68 58
												125	H	Louisiana Tech	57 54
												131	H	Bethune-Cookman	59 77
												157	A	Charlotte	57 80
												161	H	Clemson	65 67
												195	A	UTEP	70 86
												195	H	UTEP	76 77
												220	A	Fla. Atlantic	63 67
												220	H	Fla. Atlantic	86 65
												226	H	North Texas	46 92
												254	A	Howard	62 69
												267	A	UTSA	66 69
												278	A	Morgan St.	51 62
												283	A	Old Dominion	60 68
												288	H	North Dakota St.	68 71
												292	H	Vermont	80 70
												296	H	Air Force	70 69
												308	A	Marshall	75 78
												308	H	Marshall	67 54
												310	H	Alabama A&M	51 58
												322	H	Charleston So.	77 70
LAST 12 Division I GAMES:															
195	A	UTEP	70 86	157	A	Charlotte	57 80								
220	A	Fla. Atlantic	63 67	283	A	Old Dominion	60 68								
220	H	Fla. Atlantic	86 65	308	A	Marshall	75 78								
267	A	UTSA	66 69	80	H	UAB	61 71								
104	H	Middle Tenn.	59 63	125	H	Louisiana Tech	57 54								
226	H	North Texas	46 92	117	H	Rice	68 58								

Non-Div I Games:

FIU

FairfieldFairfield

Fai rfi el d

Average RPI		Win: 296	WON-LOST RECORD	WINNING PCT. RANK	LAST 10 GAMES	STRENGTH OF SCHEDULE	OPP. STRENGTH OF SCHEDULE	TEAM RPI	ADJ. RPI	CONF. RPI	ADJ. CONF. RPI
Loss: 204											
DIV. I ONLY			14- 13	166	4- 6	346	332	285	285	29	29
DIV. I NON-CONF.			7- 3	74	0- 0	344	339	239	239	29	29
TOTALS		RPI 1-25		RPI 26-50		W-L RECORDS		RPI 51-100		RPI 101-999	RPI 201+
14- 13	0- 0			0- 1		OVERALL		0- 0		14- 12	13- 7
8- 7	0- 0			0- 0		HOME		0- 0		8- 7	7- 4
6- 6	0- 0			0- 1		AWAY		0- 0		6- 5	6- 3
0- 0	0- 0			0- 0		NEUTRAL		0- 0		0- 0	0- 0
7- 3	0- 0			0- 1		NON-CONFERENCE		0- 0		7- 2	6- 1
5- 1	0- 0			0- 0		HOME		0- 0		5- 1	4- 0
2- 2	0- 0			0- 1		AWAY		0- 0		2- 1	2- 1
0- 0	0- 0			0- 0		NEUTRAL		0- 0		0- 0	0- 0
7- 10	0- 0			0- 0		CONFERENCE		0- 0		7- 10	7- 6
3- 6	0- 0			0- 0		HOME		0- 0		3- 6	3- 4
4- 4	0- 0			0- 0		AWAY		0- 0		4- 4	4- 2
0- 0	0- 0			0- 0		NEUTRAL		0- 0		0- 0	0- 0

RPI 1-25				RPI 26-50				RPI 51-100				RPI 101+ Team's RPI: 285			
RPI	S	Opponent	Score	RPI	S	Opponent	Score	RPI	S	Opponent	Score	RPI	S	Opponent	Score
				39	A	Rutgers	35 101					115	A	Saint Francis (PA)	61 80
												115	H	Saint Francis (PA)	56 80
												128	A	Robert Morris	49 62
												128	H	Robert Morris	68 77
												163	H	Army West Point	58 56
												176	H	Stony Brook	51 56
												252	A	St. Francis Brooklyn	70 62
												252	H	St. Francis Brooklyn	45 58
												254	A	Howard	65 68
												255	H	Sacred Heart	69 59
												275	A	LIU Brooklyn	61 49
												275	H	LIU Brooklyn	53 62
												281	H	Colgate	61 51
												286	A	Bryant	77 69
												286	H	Bryant	48 65
												289	H	Monmouth	78 61
												293	A	Mt. St. Mary's	52 55
												293	H	Mt. St. Mary's	53 55
												295	A	Central Conn. St.	56 76
												295	H	Central Conn. St.	78 49
												334	A	Wagner	74 64
												334	H	Wagner	62 61
												342	A	Longwood	72 52
												343	A	NJIT	74 70
												347	H	Saint Peter's	69 59
												348	H	UMass Lowell	60 51
				LAST 12 Division I GAMES:											
				252	H	St. Francis Brooklyn	45 58	295	A	Central Conn. St.	56 76				
				275	H	LIU Brooklyn	53 62	286	A	Bryant	77 69				
				115	A	Saint Francis (PA)	61 80	275	A	LIU Brooklyn	61 49				
				128	A	Robert Morris	49 62	252	A	St. Francis Brooklyn	70 62				
				334	H	Wagner	62 61	255	H	Sacred Heart	69 59				
				293	H	Mt. St. Mary's	53 55	295	H	Central Conn. St.	78 49				

Non-Div I Games:	Rutgers-Newark	76	40
------------------	----------------	----	----

Fairleigh Dickinson

Loss, Non-Conf, S Site, H Home A Away N Neutral

Average RPI Win:	260	WON-LOST	WINNING	LAST 10	STRENGTH OF	OPP. STRENGTH	TEAM	ADJ.	CONF.	ADJ CONF.
Average RPI Loss:	161	RECORD	PCT. RANK	GAMES	SCHEDULE	OF SCHEDULE	RPI	RPI	RPI	RPI
DIV. I ONLY	13- 13	175	4- 6	251	242	220	220	18	18	
DIV. I NON-CONF.	6- 5	153	0- 0	283	301	228	228	20	20	
-----										
TOTALS	RPI 1-25	RPI 26-50	W-L RECORDS	RPI 51-100	RPI 101-999	RPI 201+				
13- 13	0- 0	0- 1	OVERALL	0- 3	13- 9	10- 5				
9- 5	0- 0	0- 0	HOME	0- 1	9- 4	6- 2				
4- 7	0- 0	0- 1	AWAY	0- 2	4- 4	4- 2				
0- 1	0- 0	0- 0	NEUTRAL	0- 0	0- 1	0- 1				
6- 5	0- 0	0- 0	NON-CONFERENCE	0- 2	6- 3	6- 2				
4- 2	0- 0	0- 0	HOME	0- 1	4- 1	4- 1				
2- 2	0- 0	0- 0	AWAY	0- 1	2- 1	2- 0				
0- 1	0- 0	0- 0	NEUTRAL	0- 0	0- 1	0- 1				
7- 8	0- 0	0- 1	CONFERENCE	0- 1	7- 6	4- 3				
5- 3	0- 0	0- 0	HOME	0- 0	5- 3	2- 1				
2- 5	0- 0	0- 1	AWAY	0- 1	2- 3	2- 2				
0- 0	0- 0	0- 0	NEUTRAL	0- 0	0- 0	0- 0				

RPI 1-25				RPI 26-50				RPI 51-100				RPI 101+				Team's RPI: 220	
RPI	S	Opponent	Score	RPI	S	Opponent	Score	RPI	S	Opponent	Score	RPI	S	Opponent	Score		
				50	A	Western Ky.	63 82										
								55	H	Mercer	55 66	104	H	Middle Tenn.	65 69		
								61	A	Nebraska	69 86	117	H	Rice	53 67		
								80	A	UAB	57 90	125	H	Louisiana Tech	86 72		
												139	A	Colorado	69 76		
												184	H	Southern Miss.	89 74		
												195	A	UTEP	70 75		
												195	H	UTEP	72 66		
												211	N	Bowling Green	55 66		
												226	H	North Texas	51 65		
												251	H	North Florida	83 75		
												252	H	St. Francis Brooklyn	80 60		
												261	A	Indiana St.	66 58		
												263	H	Grand Canyon	73 77		
												267	A	UTSA	99 65		
												280	H	UMKC	65 55		
												283	A	Old Dominion	54 59		
												301	A	Georgia St.	82 50		
												308	A	Marshall	62 55		
												308	H	Marshall	79 59		
												314	A	FIU	65 86		
												314	H	FIU	67 63		
												331	H	Delaware St.	90 67		
LAST 12 Division I GAMES:																	
				308	A	Marshall	62 55					104	H	Middle Tenn.	65 69		
				314	H	FIU	67 63					50	A	Western Ky.	63 82		
				184	H	Southern Miss.	89 74					80	A	UAB	57 90		
				314	A	FIU	65 86					267	A	UTSA	99 65		
				283	A	Old Dominion	54 59					125	H	Louisiana Tech	86 72		
				226	H	North Texas	51 65					195	A	UTEP	70 75		

Non-Div I Games:

Fla. Atlantic

Average RPI Win:	200	WON-LOST	WINNING	LAST 10	STRENGTH OF	OPP. STRENGTH	TEAM	ADJ.	CONF.	ADJ CONF.
Average RPI Loss:	66	RECORD	PCT. RANK	GAMES	SCHEDULE	OF SCHEDULE	RPI	RPI	RPI	RPI
DIV. I ONLY	11- 19	247	1- 9	55	48	169	169	2	2	
DIV. I NON-CONF.	8- 5	111	0- 0	195	141	178	178	2	2	
-----										
TOTALS	RPI 1-25	RPI 26-50	W-L RECORDS	RPI 51-100	RPI 101-999	RPI 201+				
11- 19	0- 8	1- 3	OVERALL	1- 3	9- 5	4- 1				
7- 10	0- 4	0- 2	HOME	1- 2	6- 2	3- 1				
2- 7	0- 4	1- 1	AWAY	0- 1	1- 1	0- 0				
2- 2	0- 0	0- 0	NEUTRAL	0- 0	2- 2	1- 0				
8- 5	0- 2	1- 0	NON-CONFERENCE	1- 0	6- 3	4- 1				
5- 4	0- 2	0- 0	HOME	1- 0	4- 2	3- 1				
1- 0	0- 0	1- 0	AWAY	0- 0	0- 0	0- 0				
2- 1	0- 0	0- 0	NEUTRAL	0- 0	2- 1	1- 0				
3- 14	0- 6	0- 3	CONFERENCE	0- 3	3- 2	0- 0				
2- 6	0- 2	0- 2	HOME	0- 2	2- 0	0- 0				
1- 7	0- 4	0- 1	AWAY	0- 1	1- 1	0- 0				
0- 1	0- 0	0- 0	NEUTRAL	0- 0	0- 1	0- 0				

RPI	S	Opponent	Score	RPI	S	Opponent	Score	RPI	S	Opponent	Score	RPI	S	Opponent	Score	Team's RPI: 169
3	A	Mississippi St.	53 90	26	H	LSU	59 66	85	H	Kentucky	53 56	108	H	Chattanooga	60 65	
3	H	Mississippi St.	50 98	28	A	Georgia	43 63	93	H	Alabama	54 63	138	A	Arkansas	65 51	
6	H	Ohio St.	77 103	28	H	Georgia	57 66	95	A	Auburn	55 84	145	H	Saint Joseph's	71 51	
7	H	Florida St.	54 84	29	A	Oklahoma	80 61	97	H	Jacksonville	69 59	147	H	Vanderbilt	88 71	
9	H	Tennessee	42 70									159	A	Ole Miss	75 78	
17	A	South Carolina	57 64									159	H	Ole Miss	61 60	
18	A	Texas A&M	80 85									159	N	Ole Miss	43 48	
19	A	Missouri	64 66									182	N	Stetson	71 85	
												201	N	Richmond	87 80	
												213	H	Arkansas St.	69 70	
												301	H	Georgia St.	82 66	
												308	H	Marshall	74 69	
												331	H	Delaware St.	85 51	
												344	N	Savannah St.	90 40	
-----																
LAST 12 Division I GAMES:																
159	N	Ole Miss	43 48	3	H	Mississippi St.	50 98									
28	A	Georgia	43 63	19	A	Missouri	64 66									
9	H	Tennessee	42 70	28	H	Georgia	57 66									
147	H	Vanderbilt	88 71	3	A	Mississippi St.	53 90									
18	A	Texas A&M	80 85	159	H	Ole Miss	61 60									
17	A	South Carolina	57 64	138	A	Arkansas	65 51									

Non-Div I Games:

Florida

Average RPI Win:	308	WON-LOST	WINNING	LAST 10	STRENGTH OF	OPP. STRENGTH	TEAM	ADJ.	CONF.	ADJ CONF.
Average RPI Loss:	222	RECORD	PCT. RANK	GAMES	SCHEDULE	OF SCHEDULE	RPI	RPI	RPI	RPI
DIV. I ONLY	5- 23	326	2- 8	335	318	341	341	30	30	
DIV. I NON-CONF.	1- 11	331	0- 0	326	192	344	344	30	30	
-----										
TOTALS	RPI 1-25	RPI 26-50	W-L RECORDS	RPI 51-100	RPI 101-999	RPI 201+				
5- 23	0- 0	0- 0	OVERALL	0- 3	5- 20	5- 15				
3- 7	0- 0	0- 0	HOME	0- 0	3- 7	3- 5				
2- 15	0- 0	0- 0	AWAY	0- 3	2- 12	2- 9				
0- 1	0- 0	0- 0	NEUTRAL	0- 0	0- 1	0- 1				
1- 11	0- 0	0- 0	NON-CONFERENCE	0- 3	1- 8	1- 8				
0- 2	0- 0	0- 0	HOME	0- 0	0- 2	0- 2				
1- 8	0- 0	0- 0	AWAY	0- 3	1- 5	1- 5				
0- 1	0- 0	0- 0	NEUTRAL	0- 0	0- 1	0- 1				
4- 12	0- 0	0- 0	CONFERENCE	0- 0	4- 12	4- 7				
3- 5	0- 0	0- 0	HOME	0- 0	3- 5	3- 3				
1- 7	0- 0	0- 0	AWAY	0- 0	1- 7	1- 4				
0- 0	0- 0	0- 0	NEUTRAL	0- 0	0- 0	0- 0				

RPI 1-25				RPI 26-50				RPI 51-100				RPI 101+				Team's RPI: 341
RPI	S	Opponent	Score	RPI	S	Opponent	Score	RPI	S	Opponent	Score	RPI	S	Opponent	Score	
								83	A	Miami (OH)	33 73	131	A	Bethune-Cookman	42 44	
								91	A	Kansas St.	57 81	131	H	Bethune-Cookman	42 62	
								93	A	Alabama	55 91	165	H	N. C. A&T	52 73	
												178	A	Hampton	65 66	
												200	A	Norfolk St.	49 70	
												216	A	Eastern Mich.	61 83	
												217	A	Xavier	52 70	
												234	N	A&M-Corpus Christi	55 58	
												236	A	Omaha	73 78	
												241	A	Texas Tech	63 82	
												251	H	North Florida	68 77	
												254	A	Howard	65 76	
												254	H	Howard	74 59	
												255	H	Sacred Heart	68 73	
												272	A	UMES	70 87	
												278	A	Morgan St.	56 61	
												278	H	Morgan St.	44 59	
												306	A	Western Caro.	80 63	
												311	A	UTRGV	38 51	
												316	H	N. C. Central	84 81	
												319	A	Coppin St.	56 62	
												323	H	South Carolina St.	49 82	
												331	A	Delaware St.	73 65	
												331	H	Delaware St.	59 54	
												344	H	Savannah St.	47 65	
-----																
LAST 12 Division I GAMES:																
				131	H	Bethune-Cookman	42 62	272	A	UMES	70 87					
				323	H	South Carolina St.	49 82	254	A	Howard	65 76					
				165	H	N. C. A&T	52 73	344	H	Savannah St.	47 65					
				331	A	Delaware St.	73 65	200	A	Norfolk St.	49 70					
				278	H	Morgan St.	44 59	178	A	Hampton	65 66					
				316	H	N. C. Central	84 81	331	H	Delaware St.	59 54					

Non-Div I Games: Lynn 74 37

Florida A&amp;M



Average RPI Win:	120	WON-LOST	WINNING	LAST 10	STRENGTH OF	OPP. STRENGTH	TEAM	ADJ.	CONF.	ADJ CONF.
Average RPI Loss:	16	RECORD	PCT. RANK	GAMES	SCHEDULE	OF SCHEDULE	RPI	RPI	RPI	RPI
DIV. I ONLY	24- 5	14	7- 3	13	30	7	7	1	1	
DIV. I NON-CONF.	12- 1	6	0- 0	28	98	5	5	1	1	
-----										
TOTALS	RPI 1-25	RPI 26-50	W-L RECORDS	RPI 51-100	RPI 101-999	RPI 201+				
24- 5	2- 4	4- 1	OVERALL	5- 0	13- 0	4- 0				
13- 1	0- 1	2- 0	HOME	4- 0	7- 0	3- 0				
11- 4	2- 3	2- 1	AWAY	1- 0	6- 0	1- 0				
0- 0	0- 0	0- 0	NEUTRAL	0- 0	0- 0	0- 0				
12- 1	1- 1	1- 0	NON-CONFERENCE	3- 0	7- 0	3- 0				
6- 0	0- 0	0- 0	HOME	2- 0	4- 0	2- 0				
6- 1	1- 1	1- 0	AWAY	1- 0	3- 0	1- 0				
0- 0	0- 0	0- 0	NEUTRAL	0- 0	0- 0	0- 0				
12- 4	1- 3	3- 1	CONFERENCE	2- 0	6- 0	1- 0				
7- 1	0- 1	2- 0	HOME	2- 0	3- 0	1- 0				
5- 3	1- 2	1- 1	AWAY	0- 0	3- 0	0- 0				
0- 0	0- 0	0- 0	NEUTRAL	0- 0	0- 0	0- 0				

RPI	S	Opponent	Score	RPI	S	Opponent	Score	RPI	S	Opponent	Score	RPI	S	Opponent	Score
1	H	Notre Dame	69 100	30	H	Virginia	77 62	58	H	Arizona St.	77 66	102	A	Wake Forest	81 79
5	A	Louisville	50 49	37	A	Syracuse	69 76	63	A	James Madison	79 63	112	H	North Carolina	103 65
11	A	Texas	72 87	47	A	Miami (FL)	91 71	64	H	Virginia Tech	107 62	160	H	Samford	87 62
12	A	Duke	66 79	47	H	Miami (FL)	105 67	65	H	Georgia Tech	64 61	161	A	Clemson	69 47
16	A	Iowa	94 93	48	A	Creighton	92 82	97	H	Jacksonville	82 50	161	H	Clemson	91 43
20	A	NC State	56 65									164	A	Jacksonville St.	75 51
												169	A	Florida	84 54
												177	A	Pittsburgh	66 59
												182	H	Stetson	84 39
												203	H	Boston College	67 39
												235	A	Grambling	96 53
												251	H	North Florida	109 51
												255	H	Sacred Heart	101 52
-----															
LAST 12 Division I GAMES:															
65	H	Georgia Tech	64 61	177	A	Pittsburgh	66 59								
203	H	Boston College	67 39	20	A	NC State	56 65								
12	A	Duke	66 79	1	H	Notre Dame	69 100								
161	H	Clemson	91 43	5	A	Louisville	50 49								
47	A	Miami (FL)	91 71	102	A	Wake Forest	81 79								
30	H	Virginia	77 62	64	H	Virginia Tech	107 62								

Non-Div I Games:

Florida St.

Average RPI Win: <b>190</b>	WON-LOST RECORD	WINNING PCT. RANK	LAST 10 GAMES	STRENGTH OF SCHEDULE	OPP. STRENGTH OF SCHEDULE	TEAM RPI	ADJ. RPI	CONF. RPI	ADJ CONF. RPI
Average RPI Loss: <b>89</b>									
DIV. I ONLY	22- 8	55	7- 3	150	107	79	79	13	13
DIV. I NON-CONF.	9- 4	82	0- 0	115	65	69	69	10	10
-----									
TOTALS	RPI 1-25	RPI 26-50	W-L RECORDS	RPI 51-100	RPI 101-999	RPI 201+			
22- 8	0- 1	1- 2	OVERALL	6- 2	15- 3	9- 1			
14- 3	0- 1	1- 1	HOME	3- 0	10- 1	6- 0			
8- 5	0- 0	0- 1	AWAY	3- 2	5- 2	3- 1			
0- 0	0- 0	0- 0	NEUTRAL	0- 0	0- 0	0- 0			
9- 4	0- 1	1- 0	NON-CONFERENCE	3- 2	5- 1	3- 1			
7- 1	0- 1	1- 0	HOME	2- 0	4- 0	2- 0			
2- 3	0- 0	0- 0	AWAY	1- 2	1- 1	1- 1			
0- 0	0- 0	0- 0	NEUTRAL	0- 0	0- 0	0- 0			
13- 4	0- 0	0- 2	CONFERENCE	3- 0	10- 2	6- 0			
7- 2	0- 0	0- 1	HOME	1- 0	6- 1	4- 0			
6- 2	0- 0	0- 1	AWAY	2- 0	4- 1	2- 0			
0- 0	0- 0	0- 0	NEUTRAL	0- 0	0- 0	0- 0			

RPI	S	Opponent	Score	RPI	S	Opponent	Score	RPI	S	Opponent	Score	RPI	S	Opponent	Score
10	H	UCLA	30 <b>67</b>	31	A	Dayton	54 <b>79</b>	56	H	UC Davis	70 62	126	A	Saint Louis	85 <b>91</b>
				31	H	Dayton	62 <b>63</b>	71	A	St. John's (NY)	67 64	126	H	Saint Louis	66 63
				36	H	Northern Colo.	48 33	72	A	Duquesne	51 43	145	H	Saint Joseph's	50 <b>52</b>
								76	A	Albany (NY)	52 <b>59</b>	146	H	Hartford	69 44
								87	H	Bucknell	71 62	177	H	Pittsburgh	58 55
								90	A	Penn St.	60 <b>65</b>	184	A	Davidson	58 45
								99	H	George Washington	61 50	184	H	Davidson	66 58
								100	A	George Mason	67 62	201	A	Richmond	43 38
												203	A	Boston College	52 <b>55</b>
												244	H	La Salle	66 45
												250	H	St. Bonaventure	72 48
												259	A	Manhattan	54 48
												276	A	Massachusetts	62 51
												282	A	VCU	64 54
												325	H	UMBC	55 46
												333	H	Rhode Island	75 53
												333	H	Rhode Island	76 64
												340	H	Iona	78 48
-----															
LAST 12 Division I GAMES:															
333	H	Rhode Island	75 53	333	H	Rhode Island	76 64								
145	H	Saint Joseph's	50 <b>52</b>	126	A	Saint Louis	85 <b>91</b>								
72	A	Duquesne	51 43	100	A	George Mason	67 62								
31	A	Dayton	54 <b>79</b>	250	H	St. Bonaventure	72 48								
244	H	La Salle	66 45	201	A	Richmond	43 38								
184	A	Davidson	58 45	31	H	Dayton	62 <b>63</b>								

Non-Div I Games:

Fordham

Average RPI Win:	295	WON-LOST	WINNING	LAST 10	STRENGTH OF	OPP. STRENGTH	TEAM	ADJ.	CONF.	ADJ CONF.
Average RPI Loss:	162	RECORD	PCT. RANK	GAMES	SCHEDULE	OF SCHEDULE	RPI	RPI	RPI	RPI
DIV. I ONLY	3- 21	331	0- 10	173	219	327	327	12	12	
DIV. I NON-CONF.	2- 8	290	0- 0	294	314	334	334	16	16	
-----										
TOTALS	RPI 1-25	RPI 26-50	W-L RECORDS	RPI 51-100	RPI 101-999	RPI 201+				
3- 21	0- 0	0- 3	OVERALL	0- 5	3- 13	3- 8				
3- 8	0- 0	0- 1	HOME	0- 2	3- 5	3- 2				
0- 13	0- 0	0- 2	AWAY	0- 3	0- 8	0- 6				
0- 0	0- 0	0- 0	NEUTRAL	0- 0	0- 0	0- 0				
2- 8	0- 0	0- 1	NON-CONFERENCE	0- 1	2- 6	2- 5				
2- 2	0- 0	0- 0	HOME	0- 0	2- 2	2- 1				
0- 6	0- 0	0- 1	AWAY	0- 1	0- 4	0- 4				
0- 0	0- 0	0- 0	NEUTRAL	0- 0	0- 0	0- 0				
1- 13	0- 0	0- 2	CONFERENCE	0- 4	1- 7	1- 3				
1- 6	0- 0	0- 1	HOME	0- 2	1- 3	1- 1				
0- 7	0- 0	0- 1	AWAY	0- 2	0- 4	0- 2				
0- 0	0- 0	0- 0	NEUTRAL	0- 0	0- 0	0- 0				

RPI	S	Opponent	Score	RPI	S	Opponent	Score	RPI	S	Opponent	Score	RPI	S	Opponent	Score	Team's RPI: 327
32	A	South Dakota St.	49 105	57	A	South Dakota	43 85	118	H	Milwaukee	48 60					
32	H	South Dakota St.	55 77	57	H	South Dakota	60 79	172	A	Denver	65 86					
35	A	Michigan	45 77	66	A	Belmont	42 74	172	H	Denver	55 73					
				96	A	Western Ill.	44 91	179	A	Oral Roberts	45 66					
				96	H	Western Ill.	64 100	179	H	Oral Roberts	48 73					
								217	A	Xavier	50 62					
								229	A	Illinois	50 64					
								233	A	Coastal Caro.	58 67					
								236	A	Omaha	61 77					
								236	H	Omaha	76 65					
								288	A	North Dakota St.	56 72					
								288	H	North Dakota St.	52 66					
								297	A	Valparaiso	50 68					
								302	H	Loyola Chicago	79 70					
								330	H	Ill. -Chicago	51 67					
								346	H	Eastern Ill.	93 77					
LAST 12 Division I GAMES:																
32	H	South Dakota St.	55 77	32	A	South Dakota St.	49 105									
288	H	North Dakota St.	52 66	288	A	North Dakota St.	56 72									
236	A	Omaha	61 77	96	A	Western Ill.	44 91									
57	H	South Dakota	60 79	57	A	South Dakota	43 85									
172	A	Denver	65 86	236	H	Omaha	76 65									
179	A	Oral Roberts	45 66	172	H	Denver	55 73									

Non-Div I Games: Quincy 73 72 Maryville (MO) 70 76 Findlay 55 75

Fort Wayne

Average RPI Win: 201		WON-LOST RECORD	WINNING PCT. RANK	LAST 10 GAMES	STRENGTH OF SCHEDULE	OPP. STRENGTH OF SCHEDULE	TEAM RPI	ADJ. RPI	CONF. RPI	ADJ. CONF. RPI
Average RPI Loss: 155										
DIV. I ONLY		16- 12	128	7- 3	166	162	134	134	16	16
DIV. I NON-CONF.		5- 6	187	0- 0	121	260	185	185	14	14
TOTALS		RPI 1-25	RPI 26-50	W-L RECORDS		RPI 51-100	RPI 101-999	RPI 201+		
16- 12	0- 0		0- 0	OVERALL		2- 4	14- 8	8- 4		
11- 3	0- 0		0- 0	HOME		1- 2	10- 1	6- 1		
5- 9	0- 0		0- 0	AWAY		1- 2	4- 7	2- 3		
0- 0	0- 0		0- 0	NEUTRAL		0- 0	0- 0	0- 0		
5- 6	0- 0		0- 0	NON-CONFERENCE		0- 1	5- 5	1- 2		
4- 2	0- 0		0- 0	HOME		0- 1	4- 1	1- 1		
1- 4	0- 0		0- 0	AWAY		0- 0	1- 4	0- 1		
0- 0	0- 0		0- 0	NEUTRAL		0- 0	0- 0	0- 0		
11- 6	0- 0		0- 0	CONFERENCE		2- 3	9- 3	7- 2		
7- 1	0- 0		0- 0	HOME		1- 1	6- 0	5- 0		
4- 5	0- 0		0- 0	AWAY		1- 2	3- 3	2- 2		
0- 0	0- 0		0- 0	NEUTRAL		0- 0	0- 0	0- 0		

RPI 1-25				RPI 26-50				RPI 51-100				RPI 101+				Team's RPI: 134	
RPI	S	Opponent	Score	RPI	S	Opponent	Score	RPI	S	Opponent	Score	RPI	S	Opponent	Score		
								58	H	Ari zona St.	49	81	120	A	Col orado St.	75	64
								74	A	Wyomi ng	57	74	120	H	Col orado St.	56	45
								74	H	Wyomi ng	60	47	127	A	San Franci sco	62	70
								84	A	UNLV	74	72	140	A	Texas St.	59	76
								84	H	UNLV	58	73	142	A	Boi se St.	66	75
								86	A	New Mexi co	75	88	143	H	Eastern Wash.	81	56
													150	H	Weber St.	81	78
													167	A	UT Arling ton	54	67
													191	H	Paci fic	81	70
													198	A	UC Santa Barbara	64	57
													207	A	Nevada	73	90
													207	H	Nevada	68	55
													208	A	CSUN	72	85
													238	H	Montana	61	58
													258	H	UC Ri versi de	56	68
													266	A	San Diego St.	66	60
													266	H	San Diego St.	64	53
													268	H	San Jose St.	81	71
													296	A	Air Force	64	58
													296	H	Air Force	64	48
													304	A	Utah St.	52	60
													304	H	Utah St.	57	56
LAST 12 Division I GAMES:																	
				74	A	Wyomi ng	57	74	207	H	Nevada	68	55				
				84	H	UNLV	58	73	296	H	Air Force	64	48				
				120	A	Col orado St.	75	64	304	A	Utah St.	52	60				
				268	H	San Jose St.	81	71	84	A	UNLV	74	72				
				266	A	San Diego St.	66	60	266	H	San Diego St.	64	53				
				74	H	Wyomi ng	60	47	86	A	New Mexi co	75	88				

### Non-Div I Games:

Fresno St.

Average RPI Win: 224  
Average RPI Loss: 154

WON-LOST  
RECORD

WINNING  
PCT. RANK

LAST 10  
GAMES

STRENGTH OF  
SCHEDULE

OPP. STRENGTH  
OF SCHEDULE

TEAM  
RPI

ADJ.  
RPI

CONF.  
RPI

ADJ CONF.  
RPI

DIV. I ONLY	14- 13	166	4- 5	256	144	189	189	17	17
DIV. I NON-CONF.	7- 5	132	0- 0	293	181	163	163	17	17
-----									
TOTALS	RPI 1-25	RPI 26-50	W-L RECORDS	RPI 51-100	RPI 101-999	RPI 201+			
14- 13	0- 0	0- 1	OVERALL	1- 2	13- 10	9- 5			
9- 2	0- 0	0- 0	HOME	0- 1	9- 1	6- 0			
4- 9	0- 0	0- 0	AWAY	0- 0	4- 3	3- 2			
1- 2	0- 0	0- 0	NEUTRAL	1- 0	0- 2	0- 1			
7- 5	0- 0	0- 1	NON-CONFERENCE	1- 0	6- 4	5- 3			
4- 0	0- 0	0- 0	HOME	0- 0	4- 0	3- 0			
2- 4	0- 0	0- 1	AWAY	0- 0	2- 3	2- 2			
1- 1	0- 0	0- 0	NEUTRAL	1- 0	0- 1	0- 1			
7- 8	0- 0	0- 0	CONFERENCE	0- 2	7- 6	4- 2			
5- 2	0- 0	0- 0	HOME	0- 1	5- 1	3- 0			
2- 5	0- 0	0- 0	AWAY	0- 1	2- 4	1- 2			
0- 1	0- 0	0- 0	NEUTRAL	0- 0	0- 1	0- 0			

RPI S Opponent	Score	RPI S Opponent	Score	RPI S Opponent	Score	RPI S Opponent	Score	Team's RPI: 189
		28 A Georgia	44 79	55 A Mercer	53 65	108 A Chattanooga	50 45	
				55 H Mercer	64 86	108 H Chattanooga	58 57	
				89 N Ohio	70 68	112 A North Carolina	56 84	
						113 A ETSU	46 56	
						113 H ETSU	57 69	
						160 A Samford	58 62	
						160 H Samford	45 41	
						160 N Samford	58 59	
						184 H Davidson	65 62	
						215 A UNCG	74 76	
						215 H UNCG	55 54	
						217 N Xavier	62 75	
						222 A Gardner-Webb	57 71	
						231 A UNC Asheville	71 63	
						247 A Presbyterian	75 76	
						257 H UNCW	76 71	
						274 H Col. of Charleston	72 58	
						294 A USC Upstate	80 59	
						299 A Wofford	48 79	
						299 H Wofford	63 57	
						303 H Kennesaw St.	78 59	
						306 A Western Caro.	68 59	
						306 H Western Caro.	66 46	
LAST 12 Division I GAMES:								
160 N Samford	58 59	160 A Samford	58 62					
299 H Wofford	63 57	55 A Mercer	53 65					
113 A ETSU	46 56	299 A Wofford	48 79					
108 A Chattanooga	50 45	108 H Chattanooga	58 57					
306 H Western Caro.	66 46	113 H ETSU	57 69					
215 H UNCG	55 54	215 A UNCG	74 76					

Non-Div I Games: Pfeiffer 102 51 Bob Jones 93 46 Converse 80 41

Furman
























































Average RPI Win:	275	WON-LOST	WINNING	LAST 10	STRENGTH OF	OPP. STRENGTH	TEAM	ADJ.	CONF.	ADJ CONF.
Average RPI Loss:	179	RECORD	PCT. RANK	GAMES	SCHEDULE	OF SCHEDULE	RPI	RPI	RPI	RPI
DIV. I ONLY	3- 23	333	2- 8	162	306	326	326	22	22	
DIV. I NON-CONF.	1- 8	313	0- 0	122	335	291	291	23	23	
-----										
TOTALS	RPI 1-25	RPI 26-50	W-L RECORDS	RPI 51-100	RPI 101-999	RPI 201+				
3- 23	0- 0	0- 1	OVERALL	0- 3	3- 19	2- 8				
2- 11	0- 0	0- 0	HOME	0- 2	2- 9	1- 4				
1- 12	0- 0	0- 1	AWAY	0- 1	1- 10	1- 4				
0- 0	0- 0	0- 0	NEUTRAL	0- 0	0- 0	0- 0				
1- 8	0- 0	0- 1	NON-CONFERENCE	0- 3	1- 4	1- 2				
0- 5	0- 0	0- 0	HOME	0- 2	0- 3	0- 2				
1- 3	0- 0	0- 1	AWAY	0- 1	1- 1	1- 0				
0- 0	0- 0	0- 0	NEUTRAL	0- 0	0- 0	0- 0				
2- 15	0- 0	0- 0	CONFERENCE	0- 0	2- 15	1- 6				
2- 6	0- 0	0- 0	HOME	0- 0	2- 6	1- 2				
0- 9	0- 0	0- 0	AWAY	0- 0	0- 9	0- 4				
0- 0	0- 0	0- 0	NEUTRAL	0- 0	0- 0	0- 0				

RPI 1-25				RPI 26-50				RPI 51-100				RPI 101+				Team's RPI: 326
RPI	S	Opponent	Score	RPI	S	Opponent	Score	RPI	S	Opponent	Score	RPI	S	Opponent	Score	
				44	A	UCF	38 62	55	A	Mercer	45 72	103	A	Little Rock	52 92	
								82	H	IUPUI	52 72	103	H	Little Rock	34 64	
								93	H	Alabama	36 84	140	A	Texas St.	51 60	
												140	H	Texas St.	56 81	
												154	H	Louisiana	48 58	
												165	A	N.C. A&T	49 60	
												166	A	South Ala.	52 79	
												166	H	South Ala.	74 81	
												167	A	UT Arlington	49 70	
												167	H	UT Arlington	73 68	
												176	H	Stony Brook	49 68	
												180	A	Troy	47 88	
												213	A	Arkansas St.	48 69	
												213	H	Arkansas St.	62 71	
												233	A	Coastal Caro.	51 54	
												269	A	Appalachian St.	56 87	
												301	A	Georgia St.	56 71	
												301	H	Georgia St.	58 66	
												303	H	Kennesaw St.	58 60	
												323	A	South Carolina St.	61 58	
												336	H	La.-Monroe	75 45	
												344	H	Savannah St.	67 71	
LAST 12 Division I GAMES:																
166	H	South Ala.	74 81	213	A	Arkansas St.	48 69									
140	A	Texas St.	51 60	103	A	Little Rock	52 92									
167	A	UT Arlington	49 70	167	H	UT Arlington	73 68									
301	H	Georgia St.	58 66	140	H	Texas St.	56 81									
154	H	Louisiana	48 58	301	A	Georgia St.	56 71									
336	H	La.-Monroe	75 45	269	A	Appalachian St.	56 87									

Non-Div I Games: Coastal Ga. 68 63 Thomas (GA) 79 51

Ga. Southern

Average RPI Win: 273	WON-LOST RECORD	WINNING PCT. RANK	LAST 10 GAMES	STRENGTH OF SCHEDULE	OPP. STRENGTH OF SCHEDULE	TEAM RPI	ADJ. RPI	CONF. RPI	ADJ CONF. RPI
Average RPI Loss: 170									
DIV. I ONLY	15- 11	126	5- 5	323	298	222	222	27	27
DIV. I NON-CONF.	7- 2	51	0- 0	299	222	123	123	28	28
-----									
TOTALS	RPI 1-25	RPI 26-50	W-L RECORDS	RPI 51-100	RPI 101-999	RPI 201+			
15- 11	0- 0	0- 1	OVERALL	0- 3	15- 7	10- 5			
9- 5	0- 0	0- 1	HOME	0- 1	9- 3	6- 3			
6- 6	0- 0	0- 0	AWAY	0- 0	6- 3	4- 1			
0- 0	0- 0	0- 0	NEUTRAL	0- 0	0- 0	0- 0			
7- 2	0- 0	0- 1	NON-CONFERENCE	0- 1	7- 0	4- 0			
4- 1	0- 0	0- 1	HOME	0- 0	4- 0	3- 0			
3- 1	0- 0	0- 0	AWAY	0- 1	3- 0	1- 0			
0- 0	0- 0	0- 0	NEUTRAL	0- 0	0- 0	0- 0			
8- 9	0- 0	0- 0	CONFERENCE	0- 2	8- 7	6- 5			
5- 4	0- 0	0- 0	HOME	0- 1	5- 3	3- 3			
3- 5	0- 0	0- 0	AWAY	0- 1	3- 4	3- 2			
0- 0	0- 0	0- 0	NEUTRAL	0- 0	0- 0	0- 0			

RPI 1-25	RPI 26-50	RPI 51-100	RPI 101+	Team's RPI: 222
RPI S Opponent Score	RPI S Opponent Score	RPI S Opponent Score	RPI S Opponent Score	
	44  UCF 30  65	85  Kentucky 34  72	136  Radford 46  66	
		88  Liberty 41  59	136  Radford 69 53	
		88  Liberty 60  85	184  Davidson 70 65	
			189  Furman 71 57	
			193  Morehead St. 68 60	
			196  High Point 80  83	
			196  High Point 54 47	
			231  UNC Asheville 60  61	
			247  Presbyterian 69  72	
			247  Presbyterian 50  60	
			253  Campbell 55  63	
			253  Campbell 44  73	
			293  Mt. St. Mary's 75 67	
			294  USC Upstate 60 39	
			299  Wofford 73 55	
			306  Western Caro. 70 67	
			322  Charleston So. 75 59	
			322  Charleston So. 68 52	
			339  Winthrop 66 59	
			339  Winthrop 68 55	
			342  Longwood 61 54	
			342  Longwood 52 41	
LAST 12 Division I GAMES:				
253  Campbell 55  63	88  Liberty 41  59			
196  High Point 54 47	136  Radford 46  66			
247  Presbyterian 50  60	231  UNC Asheville 60  61			
322  Charleston So. 75 59	339  Winthrop 66 59			
342  Longwood 52 41	253  Campbell 44  73			
339  Winthrop 68 55	322  Charleston So. 68 52			

Non-Div I Games: Montreat 83 26 Pfeiffer 72 53 Converse 82 59

Gardner-Webb

Average RPI Win:	237	WON-LOST	WINNING	LAST 10	STRENGTH OF	OPP. STRENGTH	TEAM	ADJ.	CONF.	ADJ CONF.
Average RPI Loss:	78	RECORD	PCT. RANK	GAMES	SCHEDULE	OF SCHEDULE	RPI	RPI	RPI	RPI
DIV. I ONLY	23- 8	49	7- 3	273	139	100	100	13	13	
DIV. I NON-CONF.	11- 3	45	0- 0	268	240	90	90	10	10	
-----										
TOTALS	RPI 1-25	RPI 26-50	W-L RECORDS	RPI 51-100	RPI 101-999	RPI 201+				
23- 8	0- 0	0- 2	OVERALL	2- 5	21- 1	17- 0				
16- 2	0- 0	0- 0	HOME	1- 2	15- 0	12- 0				
6- 6	0- 0	0- 0	AWAY	0- 1	6- 1	5- 0				
1- 0	0- 0	0- 0	NEUTRAL	1- 0	0- 0	0- 0				
11- 3	0- 0	0- 1	NON-CONFERENCE	2- 1	9- 1	9- 0				
9- 0	0- 0	0- 0	HOME	1- 0	8- 0	8- 0				
1- 3	0- 0	0- 1	AWAY	0- 1	1- 1	1- 0				
1- 0	0- 0	0- 0	NEUTRAL	1- 0	0- 0	0- 0				
12- 5	0- 0	0- 1	CONFERENCE	0- 4	12- 0	8- 0				
7- 2	0- 0	0- 0	HOME	0- 2	7- 0	4- 0				
5- 3	0- 0	0- 1	AWAY	0- 2	5- 0	4- 0				
0- 0	0- 0	0- 0	NEUTRAL	0- 0	0- 0	0- 0				

RPI 1-25				RPI 26-50				RPI 51-100				Team's RPI: 100				RPI 101+			
RPI	S	Opponent	Score	RPI	S	Opponent	Score	RPI	S	Opponent	Score	RPI	S	Opponent	Score	RPI	S	Opponent	Score
				31	A	Dayton	66 71	59	H	American	71 53	126	H	Saint Louis	81 72				
				35	A	Michigan	61 75	68	A	Houston	73 82	139	A	Colorado	61 76				
								72	A	Duquesne	64 71	145	A	Saint Joseph's	65 57				
								77	N	Drake	87 75	184	H	Davidson	74 61				
								79	H	Fordham	62 67	201	H	Richmond	77 56				
								99	A	George Washington	52 62	227	H	Southeast Mo. St.	57 38				
								99	H	George Washington	61 65	237	A	Loyola Maryland	80 72				
												244	A	La Salle	69 56				
												244	H	La Salle	65 55				
												249	H	Illinois St.	56 37				
												250	A	St. Bonaventure	76 63				
												250	H	St. Bonaventure	78 63				
												250	H	St. Bonaventure	89 79				
												272	H	UMES	82 68				
												275	H	LIU Brooklyn	73 70				
												276	H	Massachusetts	71 60				
												282	A	VCU	65 42				
												283	H	Old Dominion	66 53				
												313	H	Eastern Ky.	64 41				
												325	H	UMBC	58 38				
												333	A	Rhode Island	92 53				
												342	H	Longwood	60 41				
LAST 12 Division I GAMES:																			
				250	H	St. Bonaventure	89 79	99	H	George Washington	61 65								
				244	H	La Salle	65 55	145	A	Saint Joseph's	65 57								
				31	A	Dayton	66 71	250	A	St. Bonaventure	76 63								
				250	H	St. Bonaventure	78 63	79	H	Fordham	62 67								
				282	A	VCU	65 42	126	H	Saint Louis	81 72								
				276	H	Massachusetts	71 60	72	A	Duquesne	64 71								

Non-Div I Games:

George Mason



Average RPI	Win:	201	WON-LOST	WINNING	LAST 10	STRENGTH OF	OPP. STRENGTH	TEAM	ADJ.	CONF.	ADJ CONF.
Average RPI	Loss:	68	RECORD	PCT. RANK	GAMES	SCHEDULE	OF SCHEDULE	RPI	RPI	RPI	RPI
DIV. I ONLY		16- 13		141	7- 3	62	106	99	99	13	13
DIV. I NON-CONF.		5- 7		212	0- 0	23	34	112	112	10	10
-----											
TOTALS	RPI 1-25		RPI 26-50		W-L RECORDS	RPI 51-100		RPI 101-999		RPI 201+	
16- 13	0- 2		0- 5		OVERALL	3- 3		13- 3		9- 0	
8- 8	0- 1		0- 3		HOME	2- 1		6- 3		5- 0	
8- 5	0- 0		0- 0		AWAY	1- 0		7- 0		4- 0	
0- 0	0- 0		0- 0		NEUTRAL	0- 0		0- 0		0- 0	
5- 7	0- 2		0- 3		NON-CONFERENCE	1- 1		4- 1		3- 0	
3- 4	0- 1		0- 2		HOME	1- 0		2- 1		1- 0	
2- 3	0- 1		0- 1		AWAY	0- 1		2- 0		2- 0	
0- 0	0- 0		0- 0		NEUTRAL	0- 0		0- 0		0- 0	
11- 6	0- 0		0- 2		CONFERENCE	2- 2		9- 2		6- 0	
5- 4	0- 0		0- 1		HOME	1- 1		4- 2		4- 0	
6- 2	0- 0		0- 1		AWAY	1- 1		5- 0		2- 0	
0- 0	0- 0		0- 0		NEUTRAL	0- 0		0- 0		0- 0	

RPI 1-25				RPI 26-50				RPI 51-100				Team's RPI : 99				RPI 101+			
RPI	S	Opponent	Score	RPI	S	Opponent	Score	RPI	S	Opponent	Score	RPI	S	Opponent	Score	RPI	S	Opponent	Score
14	H	South Fla.	78 83	31	A	Dayton	55 66	55	A	Mercer	44 61	111	H	Georgetown	65 54				
21	A	Maryland	54 80	31	H	Dayton	53 57	59	H	American	61 44	126	A	Saint Louis	71 58				
				32	H	South Dakota St.	88 97	72	H	Duquesne	53 54	126	H	Saint Louis	69 72				
				34	A	Princeton	52 72	79	A	Fordham	50 61	145	A	Saint Joseph's	49 46				
				37	H	Syracuse	62 74	100	A	George Mason	65 61	147	H	Vanderbilt	59 69				
								100	H	George Mason	62 52	184	A	Davidson	53 48				
												201	H	Richmond	36 49				
												205	H	Wisconsin	61 46				
												244	H	La Salle	69 49				
												244	H	La Salle	60 45				
												250	A	St. Bonaventure	63 56				
												270	A	Towson	66 43				
												276	H	Massachusetts	55 49				
												282	A	VCU	61 39				
												289	A	Monmouth	59 45				
												333	H	Rhode Island	65 52				
-----																			
LAST 12 Division I GAMES:																			
244	H	La Salle	69 49	100	A	George Mason	65 61	250	A	St. Bonaventure	63 56	244	H	La Salle	60 45				
201	H	Richmond	36 49	31	A	Dayton	53 57	333	H	Rhode Island	65 52	126	H	Saint Louis	69 72				
145	A	Saint Joseph's	49 46																
276	H	Massachusetts	55 49																

Non-Div I Games:

George Washington





Average RPI Win:	269	WON-LOST	WINNING	LAST 10	STRENGTH OF	OPP. STRENGTH	TEAM	ADJ.	CONF.	ADJ CONF.
Average RPI Loss:	166	RECORD	PCT. RANK	GAMES	SCHEDULE	OF SCHEDULE	RPI	RPI	RPI	RPI
DIV. I ONLY	6- 20	309	3- 7	193	239	301	301	22	22	
DIV. I NON-CONF.	2- 7	286	0- 0	167	111	275	275	23	23	
-----										
TOTALS	RPI 1-25	RPI 26-50	W-L RECORDS	RPI 51-100	RPI 101-999	RPI 201+				
6- 20	0- 1	0- 1	OVERALL	0- 1	6- 17	4- 7				
5- 7	0- 0	0- 1	HOME	0- 0	5- 6	3- 2				
1- 13	0- 0	0- 0	AWAY	0- 0	1- 1	1- 0				
0- 0	0- 0	0- 0	NEUTRAL	0- 0	0- 0	0- 0				
2- 7	0- 1	0- 1	NON-CONFERENCE	0- 1	2- 4	1- 3				
2- 2	0- 0	0- 1	HOME	0- 0	2- 1	1- 1				
0- 5	0- 1	0- 0	AWAY	0- 1	0- 3	0- 2				
0- 0	0- 0	0- 0	NEUTRAL	0- 0	0- 0	0- 0				
4- 13	0- 0	0- 0	CONFERENCE	0- 0	4- 13	3- 4				
3- 5	0- 0	0- 0	HOME	0- 0	3- 5	2- 1				
1- 8	0- 0	0- 0	AWAY	0- 0	1- 8	1- 3				
0- 0	0- 0	0- 0	NEUTRAL	0- 0	0- 0	0- 0				

RPI 1-25				RPI 26-50				RPI 51-100				RPI 101+				Team's RPI: 301
RPI	S	Opponent	Score	RPI	S	Opponent	Score	RPI	S	Opponent	Score	RPI	S	Opponent	Score	
3	A	Mississippi St.	50 106	50	H	Western Ky.	63 74	65	A	Georgia Tech	51 75	103	A	Little Rock	47 54	
												103	H	Little Rock	50 65	
												140	A	Texas St.	40 62	
												140	H	Texas St.	63 83	
												154	H	Louisiana	60 75	
												164	H	Jacksonville St.	55 41	
												166	A	South Ala.	52 88	
												167	A	UT Arlington	57 62	
												167	H	UT Arlington	76 81	
												169	A	Florida	66 82	
												180	A	Troy	86 90	
												180	H	Troy	85 78	
												213	A	Arkansas St.	63 76	
												213	H	Arkansas St.	58 75	
												220	H	Fla. Atlantic	50 82	
												233	A	Coastal Caro.	49 64	
												257	A	UNCW	62 74	
												269	A	Appalachian St.	62 77	
												282	H	VCU	61 56	
												303	A	Kennesaw St.	61 71	
												326	A	Ga. Southern	66 58	
												326	H	Ga. Southern	71 56	
												336	H	La.-Monroe	70 57	
-----																
LAST 12 Division I GAMES:																
180	H	Troy	85 78	103	A	Little Rock	47 54									
167	A	UT Arlington	57 62	213	A	Arkansas St.	63 76									
140	A	Texas St.	40 62	140	H	Texas St.	63 83									
326	A	Ga. Southern	66 58	167	H	UT Arlington	76 81									
336	H	La.-Monroe	70 57	326	H	Ga. Southern	71 56									
154	H	Louisiana	60 75	233	A	Coastal Caro.	49 64									

Non-Div I Games: Allen 101 56 North Greenville 91 89

Georgia St.

■ Loss, 
 ■ Non-Conf, S Site, 
 ■ Home 
 ■ Away 
 N Neutral



Average RPI Win:	180	WON-LOST	WINNING	LAST 10	STRENGTH OF	OPP. STRENGTH	TEAM	ADJ.	CONF.	ADJ CONF.
Average RPI Loss:	73	RECORD	PCT. RANK	GAMES	SCHEDULE	OF SCHEDULE	RPI	RPI	RPI	RPI
DIV. I ONLY	24- 5	14	9- 1	91	130	40	40	14	14	
DIV. I NON-CONF.	7- 4	102	0- 0	25	102	57	57	11	11	
-----										
TOTALS	RPI 1-25	RPI 26-50	W-L RECORDS	RPI 51-100	RPI 101-999	RPI 201+				
24- 5	0- 1	0- 0	OVERALL	2- 3	22- 1	7- 0				
12- 2	0- 0	0- 0	HOME	1- 2	11- 0	3- 0				
11- 1	0- 0	0- 0	AWAY	1- 0	10- 1	4- 0				
1- 2	0- 1	0- 0	NEUTRAL	0- 1	1- 0	0- 0				
7- 4	0- 1	0- 0	NON-CONFERENCE	1- 2	6- 1	1- 0				
4- 1	0- 0	0- 0	HOME	1- 1	3- 0	0- 0				
2- 1	0- 0	0- 0	AWAY	0- 0	2- 1	1- 0				
1- 2	0- 1	0- 0	NEUTRAL	0- 1	1- 0	0- 0				
17- 1	0- 0	0- 0	CONFERENCE	1- 1	16- 0	6- 0				
8- 1	0- 0	0- 0	HOME	0- 1	8- 0	3- 0				
9- 0	0- 0	0- 0	AWAY	1- 0	8- 0	3- 0				
0- 0	0- 0	0- 0	NEUTRAL	0- 0	0- 0	0- 0				

RPI 1-25				RPI 26-50				Team's RPI: 40				RPI 51-100				RPI 101+			
RPI	S	Opponent	Score	RPI	S	Opponent	Score	RPI	S	Opponent	Score	RPI	S	Opponent	Score	RPI	S	Opponent	Score
24	N	DePaul	71 88									66	N	Belmont	63 71	105	A	Washington St.	64 56
												73	A	Saint Mary's (CA)	73 65	115	H	Saint Francis (PA)	97 74
												73	H	Saint Mary's (CA)	56 72	120	A	Colorado St.	49 65
												84	H	UNLV	50 52	127	A	San Francisco	81 57
												96	H	Western Ill.	80 65	127	H	San Francisco	74 47
																132	H	Portland St.	91 52
																141	A	Loyola Marymount	75 69
																141	H	Loyola Marymount	77 67
																143	H	Eastern Wash.	69 45
																152	A	BYU	84 70
																152	H	BYU	62 37
																162	N	Kent St.	77 57
																173	A	San Diego	63 44
																173	H	San Diego	58 54
																191	A	Pacific	99 72
																191	H	Pacific	90 66
																238	A	Montana	70 55
																242	A	Pepperdine	67 48
																242	H	Pepperdine	73 51
																287	A	Santa Clara	63 51
																287	H	Santa Clara	71 44
																318	A	Portland	70 56
																318	H	Portland	75 36
-----																			
										LAST 12 Division I GAMES:									
152	H	BYU	62 37	152	A	BYU	84 70												
173	H	San Diego	58 54	173	A	San Diego	63 44												
242	A	Pepperdine	67 48	127	A	San Francisco	81 57												
141	A	Loyola Marymount	75 69	318	H	Portland	75 36												
73	H	Saint Mary's (CA)	56 72	287	H	Santa Clara	71 44												
191	H	Pacific	90 66	73	A	Saint Mary's (CA)	73 65												

Non-Div I Games:

Gonzaga

Average RPI Win:	297	WON-LOST	WINNING	LAST 10	STRENGTH OF	OPP. STRENGTH	TEAM	ADJ.	CONF.	ADJ CONF.
Average RPI Loss:	180	RECORD	PCT. RANK	GAMES	SCHEDULE	OF SCHEDULE	RPI	RPI	RPI	RPI
DIV. I ONLY	15- 13	153	8- 2	338	320	235	235	32	32	
DIV. I NON-CONF.	3- 8	268	0- 0	292	78	279	279	32	32	
-----										
TOTALS	RPI 1-25	RPI 26-50	W-L RECORDS	RPI 51-100	RPI 101-999	RPI 201+				
15- 13	0- 1	0- 0	OVERALL	0- 1	15- 11	14- 6				
10- 2	0- 1	0- 0	HOME	0- 0	10- 1	9- 1				
5- 10	0- 0	0- 0	AWAY	0- 0	5- 1	5- 1				
0- 1	0- 0	0- 0	NEUTRAL	0- 0	0- 1	0- 0				
3- 8	0- 1	0- 0	NON-CONFERENCE	0- 1	3- 6	3- 2				
2- 1	0- 1	0- 0	HOME	0- 0	2- 0	2- 0				
1- 6	0- 0	0- 0	AWAY	0- 1	1- 5	1- 2				
0- 1	0- 0	0- 0	NEUTRAL	0- 0	0- 1	0- 0				
12- 5	0- 0	0- 0	CONFERENCE	0- 0	12- 5	11- 4				
8- 1	0- 0	0- 0	HOME	0- 0	8- 1	7- 1				
4- 4	0- 0	0- 0	AWAY	0- 0	4- 4	4- 3				
0- 0	0- 0	0- 0	NEUTRAL	0- 0	0- 0	0- 0				

RPI 1-25				RPI 26-50				RPI 51-100				RPI 101+ Team's RPI: 235			
RPI	S	Opponent	Score	RPI	S	Opponent	Score	RPI	S	Opponent	Score	RPI	S	Opponent	Score
7	H	Florida St.	53 96					93	A	Alabama	49 73	112	N	North Carolina	63 79
												125	A	Louisiana Tech	53 64
												138	A	Arkansas	62 79
												187	A	Memphis	48 57
												190	A	Southern U.	44 63
												190	H	Southern U.	79 71
												213	A	Arkansas St.	56 76
												217	A	Xavier	67 72
												219	A	Texas Southern	56 66
												219	H	Texas Southern	63 73
												243	A	Prairie View	75 68
												243	H	Prairie View	81 79
												279	A	McNeese	75 60
												291	H	Southeastern La.	61 52
												298	A	Alcorn	75 68
												298	H	Alcorn	68 51
												307	A	Jackson St.	70 82
												307	H	Jackson St.	93 89
												310	A	Alabama A&M	64 71
												310	H	Alabama A&M	78 49
												315	H	Alabama St.	93 71
												331	A	Ark. -Pine Bluff	66 57
												331	H	Ark. -Pine Bluff	73 63
												336	H	La. -Monroe	61 52
												338	A	Mississippi Val.	64 62
												338	H	Mississippi Val.	64 55
LAST 12 Division I GAMES:															
310	A	Alabama A&M	64 71	298	H	Alcorn	68 51								
338	H	Mississippi Val.	64 55	190	H	Southern U.	79 71								
331	H	Ark. -Pine Bluff	73 63	338	A	Mississippi Val.	64 62								
307	H	Jackson St.	93 89	331	A	Ark. -Pine Bluff	66 57								
219	A	Texas Southern	56 66	307	A	Jackson St.	70 82								
243	A	Prairie View	75 68	219	H	Texas Southern	63 73								

Non-Div I Games:

Grambling

## Grand Canyon

Through Games Of March 1, 2018

Average RPI Win:	287	WON-LOST	WINNING	LAST 10	STRENGTH OF	OPP. STRENGTH	TEAM	ADJ.	CONF.	ADJ CONF.
Average RPI Loss:	199	RECORD	PCT. RANK	GAMES	SCHEDULE	OF SCHEDULE	RPI	RPI	RPI	RPI
DIV. I ONLY	12- 13	196	6- 4	333	324	263	263	31	31	
DIV. I NON-CONF.	4- 8	239	0- 0	273	273	269	269	31	31	
-----										
TOTALS	RPI 1-25	RPI 26-50	W-L RECORDS	RPI 51-100	RPI 101-999	RPI 201+				
12- 13	0- 1	0- 0	OVERALL	0- 1	12- 11	12- 7				
7- 5	0- 1	0- 0	HOME	0- 0	7- 4	7- 3				
5- 8	0- 0	0- 0	AWAY	0- 1	5- 7	5- 4				
0- 0	0- 0	0- 0	NEUTRAL	0- 0	0- 0	0- 0				
4- 8	0- 1	0- 0	NON-CONFERENCE	0- 1	4- 6	4- 2				
2- 3	0- 1	0- 0	HOME	0- 0	2- 2	2- 1				
2- 5	0- 0	0- 0	AWAY	0- 1	2- 4	2- 1				
0- 0	0- 0	0- 0	NEUTRAL	0- 0	0- 0	0- 0				
8- 5	0- 0	0- 0	CONFERENCE	0- 0	8- 5	8- 5				
5- 2	0- 0	0- 0	HOME	0- 0	5- 2	5- 2				
3- 3	0- 0	0- 0	AWAY	0- 0	3- 3	3- 3				
0- 0	0- 0	0- 0	NEUTRAL	0- 0	0- 0	0- 0				

RPI 1-25				RPI 26-50				RPI 51-100				RPI 101+ Team's RPI: 263			
RPI	S	Opponent	Score	RPI	S	Opponent	Score	RPI	S	Opponent	Score	RPI	S	Opponent	Score
12	H	Duke	61 74					84	A	UNLV	47 76	117	H	Rice	59 69
												131	A	Bethune-Cookman	60 69
												144	A	Cal Poly	69 75
												197	A	Washington	65 79
												206	H	CSU Bakersfield	40 69
												220	A	Fla. Atlantic	77 73
												221	A	New Mexico St.	60 64
												221	H	New Mexico St.	50 34
												224	A	Seattle U	64 57
												224	H	Seattle U	74 63
												280	A	UMKC	82 84
												280	H	UMKC	59 62
												287	H	Santa Clara	39 38
												297	A	Valparaiso	75 80
												300	H	Long Beach St.	63 65
												305	A	Northern Ariz.	72 54
												311	A	UTRGV	65 59
												311	H	UTRGV	59 58
												324	A	Utah Valley	64 84
												324	H	Utah Valley	81 61
												328	H	Southern Utah	59 54
												345	A	Chicago St.	59 43
												345	H	Chicago St.	64 36
-----															
LAST 12 Division I GAMES:															
324	A	Utah Valley	64 84	280	A	UMKC	82 84								
224	A	Seattle U	64 57	324	H	Utah Valley	81 61								
206	H	CSU Bakersfield	40 69	280	H	UMKC	59 62								
221	H	New Mexico St.	50 34	345	H	Chicago St.	64 36								
311	H	UTRGV	59 58	311	A	UTRGV	65 59								
345	A	Chicago St.	59 43	221	A	New Mexico St.	60 64								

Non-Div I Games: Arizona Christian 75 51 Benedictine Mesa 67 53

Grand Canyon

Loss, 
Non-Conf, 
S Site, 
H Home
A Away
N Neutral



Average RPI Win:	167	WON-LOST	WINNING	LAST 10	STRENGTH OF	OPP. STRENGTH	TEAM	ADJ.	CONF.	ADJ CONF.
Average RPI Loss:	124	RECORD	PCT. RANK	GAMES	SCHEDULE	OF SCHEDULE	RPI	RPI	RPI	RPI
DIV. I ONLY	26- 3	8	9- 1	106	114	23	23	11	11	
DIV. I NON-CONF.	10- 1	15	0- 0	52	28	10	10	15	15	
-----										
TOTALS	RPI 1-25	RPI 26-50	W-L RECORDS	RPI 51-100	RPI 101-999	RPI 201+				
26- 3	1- 1	2- 0	OVERALL	5- 0	18- 2	9- 1				
13- 0	1- 0	1- 0	HOME	2- 0	9- 0	4- 0				
11- 2	0- 0	1- 0	AWAY	2- 0	8- 2	4- 1				
2- 1	0- 1	0- 0	NEUTRAL	1- 0	1- 0	1- 0				
10- 1	1- 1	2- 0	NON-CONFERENCE	1- 0	6- 0	4- 0				
4- 0	1- 0	1- 0	HOME	0- 0	2- 0	1- 0				
4- 0	0- 0	1- 0	AWAY	0- 0	3- 0	2- 0				
2- 1	0- 1	0- 0	NEUTRAL	1- 0	1- 0	1- 0				
16- 2	0- 0	0- 0	CONFERENCE	4- 0	12- 2	5- 1				
9- 0	0- 0	0- 0	HOME	2- 0	7- 0	3- 0				
7- 2	0- 0	0- 0	AWAY	2- 0	5- 2	2- 1				
0- 0	0- 0	0- 0	NEUTRAL	0- 0	0- 0	0- 0				

RPI	S	Opponent	Score	RPI	S	Opponent	Score	RPI	S	Opponent	Score	RPI	S	Opponent	Score
3	N	Mississippi St.	46 67	31	A	Dayton	75 64	58	N	Arizona St.	61 48	108	H	Chattanooga	60 30
25	H	Marquette	63 55	32	H	South Dakota St.	55 41	82	A	IUPUI	60 34	114	A	Cleveland St.	60 71
								82	H	IUPUI	52 45	114	H	Cleveland St.	69 43
								94	A	Wright St.	58 51	118	A	Milwaukee	65 36
								94	H	Wright St.	75 68	118	H	Milwaukee	52 29
												158	A	Youngstown St.	67 42
												158	H	Youngstown St.	65 56
												168	A	Northwestern	63 57
												188	A	Oakland	81 48
												188	H	Oakland	78 48
												204	N	Columbia	61 43
												205	A	Wisconsin	67 34
												256	A	Northern Ky.	54 62
												256	H	Northern Ky.	58 41
												260	H	Bradley	72 40
												302	A	Loyola Chicago	76 39
												320	A	Detroit Mercy	85 27
												320	H	Detroit Mercy	88 45
												330	A	Ill.-Chicago	66 37
												330	H	Ill.-Chicago	65 36
LAST 12 Division I GAMES:															
320	H	Detroit Mercy	88 45	94	H	Wright St.	75 68								
188	H	Oakland	78 48	256	H	Northern Ky.	58 41								
330	A	Ill.-Chicago	66 37	82	H	IUPUI	52 45								
158	A	Youngstown St.	67 42	330	H	Ill.-Chicago	65 36								
114	A	Cleveland St.	60 71	188	A	Oakland	81 48								
118	A	Milwaukee	65 36	320	A	Detroit Mercy	85 27								

Non-Div I Games:

Green Bay

Average RPI Win:	276	WON-LOST	WINNING	LAST 10	STRENGTH OF	OPP. STRENGTH	TEAM	ADJ.	CONF.	ADJ CONF.
Average RPI Loss:	134	RECORD	PCT. RANK	GAMES	SCHEDULE	OF SCHEDULE	RPI	RPI	RPI	RPI
DIV. I ONLY	16- 13	141	8- 2	278	231	178	178	30	30	
DIV. I NON-CONF.	4- 9	249	0- 0	118	18	189	189	30	30	
-----										
TOTALS	RPI 1-25	RPI 26-50	W-L RECORDS	RPI 51-100	RPI 101-999	RPI 201+				
16- 13	0- 1	0- 3	OVERALL	0- 1	16- 8	13- 2				
8- 3	0- 0	0- 1	HOME	0- 0	8- 2	8- 0				
7- 9	0- 1	0- 2	AWAY	0- 1	7- 5	4- 2				
1- 1	0- 0	0- 0	NEUTRAL	0- 0	1- 1	1- 0				
4- 9	0- 1	0- 3	NON-CONFERENCE	0- 1	4- 4	3- 0				
2- 1	0- 0	0- 1	HOME	0- 0	2- 0	2- 0				
1- 7	0- 1	0- 2	AWAY	0- 1	1- 3	0- 0				
1- 1	0- 0	0- 0	NEUTRAL	0- 0	1- 1	1- 0				
12- 4	0- 0	0- 0	CONFERENCE	0- 0	12- 4	10- 2				
6- 2	0- 0	0- 0	HOME	0- 0	6- 2	6- 0				
6- 2	0- 0	0- 0	AWAY	0- 0	6- 2	4- 2				
0- 0	0- 0	0- 0	NEUTRAL	0- 0	0- 0	0- 0				

RPI 1-25				RPI 26-50				RPI 51-100				RPI 101+				Team's RPI: 178
RPI	S	Opponent	Score	RPI	S	Opponent	Score	RPI	S	Opponent	Score	RPI	S	Opponent	Score	
8	A	Oregon	45 87	30	A	Virginia	62 66	78	A	TCU	68 90	108	A	Chattanooga	52 64	
				42	H	Quinnipiac	58 64					112	A	North Carolina	70 66	
				45	A	Elon	59 82					131	H	Bethune-Cookman	56 61	
												160	A	Samford	61 66	
												165	A	N.C. A&T	63 51	
												175	N	Brown	66 73	
												192	A	Temple	56 65	
												200	A	Norfolk St.	70 56	
												200	H	Norfolk St.	48 63	
												204	H	Columbia	60 58	
												254	A	Howard	63 68	
												268	N	San Jose St.	81 73	
												272	A	UMES	70 65	
												278	H	Morgan St.	63 60	
												283	H	Old Dominion	50 42	
												316	A	N.C. Central	62 53	
												319	A	Coppin St.	83 48	
												319	H	Coppin St.	67 35	
												323	A	South Carolina St.	70 78	
												323	H	South Carolina St.	60 42	
												331	H	Delaware St.	66 62	
												341	H	Florida A&M	66 65	
												344	A	Savannah St.	81 53	
												344	H	Savannah St.	88 41	
-----																
LAST 12 Division I GAMES:																
				200	A	Norfolk St.	70 56	165	A	N.C. A&T	63 51					
				278	H	Morgan St.	63 60	316	A	N.C. Central	62 53					
				344	H	Savannah St.	88 41	319	H	Coppin St.	67 35					
				323	H	South Carolina St.	60 42	131	H	Bethune-Cookman	56 61					
				319	A	Coppin St.	83 48	341	H	Florida A&M	66 65					
				200	H	Norfolk St.	48 63	323	A	South Carolina St.	70 78					

Non-Div I Games:

Hampton

■ Loss, 
 ■ Non-Conf, 
 ■ S Site, 
 ■ Home 
 ■ A Away 
 N Neutral

Average RPI Win:	249	WON-LOST	WINNING	LAST 10	STRENGTH OF	OPP. STRENGTH	TEAM	ADJ.	CONF.	ADJ CONF.
Average RPI Loss:	117	RECORD	PCT. RANK	GAMES	SCHEDULE	OF SCHEDULE	RPI	RPI	RPI	RPI
DIV. I ONLY	17- 12	120	5- 5	174	259	146	146	20	20	
DIV. I NON-CONF.	8- 5	111	0- 0	164	233	125	125	24	24	
-----										
TOTALS	RPI 1-25	RPI 26-50	W-L RECORDS	RPI 51-100	RPI 101-999	RPI 201+				
17- 12	0- 0	0- 2	OVERALL	1- 4	16- 6	11- 1				
10- 4	0- 0	0- 1	HOME	1- 1	9- 2	6- 0				
4- 8	0- 0	0- 0	AWAY	0- 0	4- 1	3- 1				
3- 0	0- 0	0- 0	NEUTRAL	0- 0	3- 0	2- 0				
8- 5	0- 0	0- 2	NON-CONFERENCE	0- 1	8- 2	6- 0				
4- 2	0- 0	0- 1	HOME	0- 0	4- 1	3- 0				
1- 3	0- 0	0- 1	AWAY	0- 1	1- 1	1- 0				
3- 0	0- 0	0- 0	NEUTRAL	0- 0	3- 0	2- 0				
9- 7	0- 0	0- 0	CONFERENCE	1- 3	8- 4	5- 1				
6- 2	0- 0	0- 0	HOME	1- 1	5- 1	3- 0				
3- 5	0- 0	0- 0	AWAY	0- 2	3- 3	2- 1				
0- 0	0- 0	0- 0	NEUTRAL	0- 0	0- 0	0- 0				

H  
a  
r  
t  
f  
o  
r  
dH  
a  
r  
t  
f  
o  
r  
d

RPI 1-25				RPI 26-50				RPI 51-100				RPI 101+				Team's RPI: 146	
RPI	S	Opponent	Score	RPI	S	Opponent	Score	RPI	S	Opponent	Score	RPI	S	Opponent	Score		
				27	H	Villanova	53 71	75	A	Maine	56 59	112	A	North Carolina	70 90		
				37	A	Syracuse	63 75	75	H	Maine	44 59	121	H	Delaware	63 72		
								76	A	Albany (NY)	53 66	130	N	Yale	78 70		
								76	H	Albany (NY)	70 55	151	A	Binghamton	59 64		
								79	A	Fordham	44 69	151	H	Binghamton	61 45		
												176	A	Stony Brook	75 68		
												176	H	Stony Brook	58 66		
												183	A	New Hampshire	58 76		
												183	H	New Hampshire	85 49		
												194	H	Siena	71 62		
												228	H	Niagara	83 65		
												239	H	Hofstra	60 49		
												286	A	Bryant	59 47		
												292	A	Vermont	47 53		
												292	H	Vermont	91 52		
												295	H	Central Conn. St.	68 52		
												310	N	Alabama A&M	56 47		
												322	N	Charleston So.	62 43		
												325	A	UMBC	61 54		
												325	H	UMBC	65 54		
												348	A	UMass Lowell	81 42		
												348	H	UMass Lowell	78 56		
LAST 12 Division I GAMES:																	
				151	H	Binghamton	61 45	176	H	Stony Brook	58 66						
				325	A	UMBC	61 54	183	H	New Hampshire	85 49						
				292	H	Vermont	91 52	348	H	UMass Lowell	78 56						
				183	A	New Hampshire	58 76	292	A	Vermont	47 53						
				76	A	Albany (NY)	53 66	75	H	Maine	44 59						
				75	A	Maine	56 59	325	H	UMBC	65 54						

Non-Div I Games:

Hartford

Average RPI Win: 173

Average RPI Loss: 79

WON-LOST  
RECORDWINNING  
PCT. RANKLAST 10  
GAMESSTRENGTH OF  
SCHEDULEOPP. STRENGTH  
OF SCHEDULETEAM  
RPIADJ.  
RPICONF.  
RPIADJ CONF.  
RPIDIV. I ONLY  
DIV. I NON-CONF.

16- 9

100

7- 3

41

115

54

54

9

9

8- 5

111

1- 0

95

134

73

73

9

9

TOTALS

RPI 1-25

RPI 26-50

W-L RECORDS

RPI 51-100

RPI 101-999

RPI 201+

16- 9

0- 0

1- 3

OVERALL

2- 4

13- 2

6- 0

12- 0

0- 0

1- 0

HOME

2- 0

9- 0

5- 0

2- 8

0- 0

0- 2

AWAY

0- 4

2- 2

0- 0

2- 1

0- 0

0- 1

NEUTRAL

0- 0

2- 0

1- 0

8- 5

0- 0

0- 2

NON-CONFERENCE

0- 2

8- 1

4- 0

5- 0

0- 0

0- 0

HOME

0- 0

5- 0

3- 0

1- 4

0- 0

0- 1

AWAY

0- 2

1- 1

0- 0

2- 1

0- 0

0- 1

NEUTRAL

0- 0

2- 0

1- 0

8- 4

0- 0

1- 1

CONFERENCE

2- 2

5- 1

2- 0

7- 0

0- 0

1- 0

HOME

2- 0

4- 0

2- 0

1- 4

0- 0

0- 1

AWAY

0- 2

1- 1

0- 0

0- 0

0- 0

0- 0

NEUTRAL

0- 0

0- 0

0- 0

RPI 1-25

RPI 26-50

RPI 51-100

Team's RPI: 54

RPI 101+

RPI S Opponent Score

RPI S Opponent Score

RPI S Opponent Score

RPI S Opponent Score

30 A Virginia 48 50

31 N Dayton 66 72

34 A Princeton 47 80

34 H Princeton 72 58

52 A FGCU 56 65

70 A Penn 49 69

70 H Penn 55 52

75 A Maine 51 76

100 A Dartmouth 56 63

100 H Dartmouth 76 65

130 A Yale 63 69

130 H Yale 97 73

137 A Northeastern 79 69

165 N N.C. A&T 64 60

175 A Brown 86 74

175 H Brown 87 85

176 H Stony Brook 60 53

192 A Temple 64 86

194 H Siena 75 67

204 H Columbia 85 67

218 H Boston U. 80 70

225 N Akron 76 63

244 H La Salle 70 61

255 H Sacred Heart 70 62

271 H Cornell 80 58

LAST 12 Division I GAMES:

34 H Princeton 72 58

70 H Penn 55 52

130 A Yale 63 69

175 A Brown 86 74

70 A Penn 49 69

34 A Princeton 47 80

271 H Cornell 80 58

204 H Columbia 85 67

175 H Brown 87 85

130 H Yale 97 73

100 H Dartmouth 76 65

244 H La Salle 70 61

H  
a  
r  
v  
a  
r  
dH  
a  
r  
v  
a  
r  
d

Non-Div I Games:

Harvard

Average RPI Win:	241	WON-LOST	WINNING	LAST 10	STRENGTH OF	OPP. STRENGTH	TEAM	ADJ.	CONF.	ADJ CONF.
Average RPI Loss:	157	RECORD	PCT. RANK	GAMES	SCHEDULE	OF SCHEDULE	RPI	RPI	RPI	RPI
DIV. I ONLY	11- 16	229	4- 6	220	195	246	246	21	21	
DIV. I NON-CONF.	6- 6	170	0- 0	145	118	181	181	19	19	
-----										
TOTALS	RPI 1-25	RPI 26-50	W-L RECORDS	RPI 51-100	RPI 101-999	RPI 201+				
11- 16	0- 2	0- 1	OVERALL	0- 3	11- 10	8- 5				
8- 6	0- 0	0- 1	HOME	0- 2	8- 3	5- 1				
3- 8	0- 0	0- 0	AWAY	0- 1	3- 7	3- 4				
0- 2	0- 2	0- 0	NEUTRAL	0- 0	0- 0	0- 0				
6- 6	0- 2	0- 1	NON-CONFERENCE	0- 1	6- 2	4- 1				
4- 3	0- 0	0- 1	HOME	0- 1	4- 1	2- 0				
2- 1	0- 0	0- 0	AWAY	0- 0	2- 1	2- 1				
0- 2	0- 2	0- 0	NEUTRAL	0- 0	0- 0	0- 0				
5- 10	0- 0	0- 0	CONFERENCE	0- 2	5- 8	4- 4				
4- 3	0- 0	0- 0	HOME	0- 1	4- 2	3- 1				
1- 7	0- 0	0- 0	AWAY	0- 1	1- 6	1- 3				
0- 0	0- 0	0- 0	NEUTRAL	0- 0	0- 0	0- 0				

H  
a  
w  
a  
i  
iH  
a  
w  
a  
i  
i

RPI 1-25				RPI 26-50				RPI 51-100				RPI 101+ Team's RPI: 246			
RPI	S	Opponent	Score	RPI	S	Opponent	Score	RPI	S	Opponent	Score	RPI	S	Opponent	Score
8	N	Oregon	44 85	46	H	Southern Cal i forn i a	60 71	56	A	UC Dav i s	52 76	144	A	Cal Poly	50 52
18	N	Texas A&M	59 103					56	H	UC Dav i s	56 68	149	H	Idaho St.	62 64
								60	H	Purdue	67 79	173	H	San Di ego	64 63
												174	H	Mari st	70 63
												186	A	UC Irvi ne	66 70
												186	H	UC Irvi ne	67 74
												198	A	UC Santa Barbara	61 71
												198	H	UC Santa Barbara	73 64
												208	A	CSUN	56 54
												208	H	CSUN	58 70
												214	H	Montana St.	81 75
												224	A	Seattle U	73 58
												258	A	UC Ri versi de	57 79
												258	H	UC Ri versi de	63 57
												273	A	Ari zona	65 60
												300	A	Long Beach St.	80 85
												300	H	Long Beach St.	74 66
												305	H	Northern Ari z.	84 68
												318	A	Portland	47 76
												321	A	Cal St. Fullerton	57 69
												321	H	Cal St. Fullerton	59 54
LAST 12 Di vi si on I GAMES:															
198	H	UC Santa Barbara	73 64	144	A	Cal Poly	50 52	258	H	UC Ri versi de	63 57	208	H	CSUN	58 70
300	A	Long Beach St.	80 85	186	A	UC Irvi ne	66 70	258	A	UC Ri versi de	57 79	300	H	Long Beach St.	74 66
208	A	CSUN	56 54	321	H	Cal St. Fullerton	59 54	300	H	Long Beach St.	74 66				
56	H	UC Dav i s	56 68	198	A	UC Santa Barbara	61 71								

Non-Di v I Games: Hawai i Paci fi c 67 57

Hawai i

■ Loss, 
 ■ Non-Conf, 
 ■ S Site, 
 ■ Home 
 ■ Away 
 N Neutral

Average RPI Win:	276	WON-LOST	WINNING	LAST 10	STRENGTH OF	OPP. STRENGTH	TEAM	ADJ.	CONF.	ADJ CONF.
Average RPI Loss:	145	RECORD	PCT. RANK	GAMES	SCHEDULE	OF SCHEDULE	RPI	RPI	RPI	RPI
DIV. I ONLY	14- 12	149	4- 6	254	278	196	196	27	27	
DIV. I NON-CONF.	4- 5	202	0- 0	127	80	134	134	28	28	
-----										
TOTALS	RPI 1-25	RPI 26-50	W-L RECORDS	RPI 51-100	RPI 101-999	RPI 201+				
14- 12	0- 1	0- 0	OVERALL	0- 4	14- 7	12- 4				
6- 6	0- 0	0- 0	HOME	0- 2	6- 4	6- 2				
8- 6	0- 0	0- 0	AWAY	0- 1	8- 2	6- 1				
0- 0	0- 0	0- 0	NEUTRAL	0- 0	0- 0	0- 0				
4- 5	0- 1	0- 0	NON-CONFERENCE	0- 3	4- 1	2- 0				
1- 2	0- 0	0- 0	HOME	0- 1	1- 1	1- 0				
3- 3	0- 1	0- 0	AWAY	0- 2	3- 0	1- 0				
0- 0	0- 0	0- 0	NEUTRAL	0- 0	0- 0	0- 0				
10- 7	0- 0	0- 0	CONFERENCE	0- 1	10- 6	10- 4				
5- 4	0- 0	0- 0	HOME	0- 1	5- 3	5- 2				
5- 3	0- 0	0- 0	AWAY	0- 0	5- 3	5- 2				
0- 0	0- 0	0- 0	NEUTRAL	0- 0	0- 0	0- 0				

RPI 1-25				RPI 26-50				RPI 51-100				RPI 101+ Team's RPI: 196			
RPI	S	Opponent	Score	RPI	S	Opponent	Score	RPI	S	Opponent	Score	RPI	S	Opponent	Score
12	A	Duke	50 77					64	A	Virginia Tech	63 86	136	A	Radford	47 50
								80	H	UAB	61 77	136	H	Radford	48 63
								88	H	Liberty	42 65	182	A	Stetson	69 64
								89	A	Ohio	61 64	184	H	Davidson	74 82
												200	A	Norfolk St.	59 56
												215	A	UNCG	81 72
												222	A	Gardner-Webb	47 54
												222	H	Gardner-Webb	83 80
												231	A	UNC Asheville	58 45
												231	H	UNC Asheville	59 78
												247	A	Presbyterian	55 62
												247	H	Presbyterian	81 55
												253	A	Campbell	62 53
												253	H	Campbell	44 51
												306	H	Western Caro.	75 69
												322	A	Charleston So.	75 74
												322	H	Charleston So.	52 49
												339	A	Winthrop	79 58
												339	H	Winthrop	77 40
												342	A	Longwood	75 39
												342	H	Longwood	62 41
-----															
LAST 12 Division I GAMES:															
136	H	Radford	48 63	342	A	Longwood	75 39								
222	A	Gardner-Webb	47 54	253	H	Campbell	44 51								
322	H	Charleston So.	52 49	88	H	Liberty	42 65								
247	A	Presbyterian	55 62	322	A	Charleston So.	75 74								
339	H	Winthrop	77 40	136	A	Radford	47 50								
231	H	UNC Asheville	59 78	342	H	Longwood	62 41								

Non-Div I Games: N. C. Wesleyan 111 54 Barton 82 69

High Point

Hofstra		Through Games Of March 1, 2018									
Average RPI	Win: 248	WON-LOST	WINNING	LAST 10	STRENGTH OF	OPP. STRENGTH	TEAM	ADJ.	CONF.	ADJ CONF.	
Average RPI	Loss: 127	RECORD	PCT. RANK	GAMES	SCHEDULE	OF SCHEDULE	RPI	RPI	RPI	RPI	
DIV. I ONLY	11- 17	232	1- 9	219	148	239	239	10	10		
DIV. I NON-CONF.	6- 5	153	0- 0	321	224	235	235	12	12		
-----											
TOTALS	RPI 1-25	RPI 26-50	W-L RECORDS	RPI 51-100	RPI 101-999	RPI 201+					
11- 17	0- 0	0- 4	OVERALL	0- 3	11- 10	9- 3					
6- 8	0- 0	0- 2	HOME	0- 1	6- 5	5- 1					
4- 9	0- 0	0- 2	AWAY	0- 2	4- 5	4- 2					
1- 0	0- 0	0- 0	NEUTRAL	0- 0	1- 0	0- 0					
6- 5	0- 0	0- 0	NON-CONFERENCE	0- 1	6- 4	5- 1					
3- 2	0- 0	0- 0	HOME	0- 0	3- 2	3- 0					
2- 3	0- 0	0- 0	AWAY	0- 1	2- 2	2- 1					
1- 0	0- 0	0- 0	NEUTRAL	0- 0	1- 0	0- 0					
5- 12	0- 0	0- 4	CONFERENCE	0- 2	5- 6	4- 2					
3- 6	0- 0	0- 2	HOME	0- 1	3- 3	2- 1					
2- 6	0- 0	0- 2	AWAY	0- 1	2- 3	2- 1					
0- 0	0- 0	0- 0	NEUTRAL	0- 0	0- 0	0- 0					

RPI 1-25				RPI 26-50				RPI 51-100				RPI 101+ Team's RPI: 239			
RPI	S	Opponent	Score	RPI	S	Opponent	Score	RPI	S	Opponent	Score	RPI	S	Opponent	Score
				43	A	Drexel	38 47	63	A	James Madi son	56 73	102	N	Wake Forest	69 66
				43	H	Drexel	47 58	63	H	James Madi son	42 55	121	A	Del aware	41 61
				45	A	El on	55 80	84	A	UNLV	52 68	121	H	Del aware	51 58
				45	H	El on	65 72					137	H	Northeastern	50 55
												146	A	Hartford	49 60
												153	A	William & Mary	53 63
												153	H	William & Mary	65 54
												176	H	Stony Brook	49 73
												194	H	Siena	60 70
												204	A	Col umbi a	53 75
												232	H	Holy Cross	69 63
												250	H	St. Bonaventure	71 68
												255	A	Sacred Heart	86 81
												257	A	UNCW	69 61
												257	H	UNCW	55 59
												270	A	Towson	72 73
												270	H	Towson	83 72
												274	A	Col. of Charleston	75 60
												274	H	Col. of Charleston	65 60
												325	H	UMBC	71 55
												340	A	Iona	68 43
-----															
LAST 12 Division I GAMES:															
				45	A	El on	55 80	257	H	UNCW	55 59				
				137	H	Northeastern	50 55	153	A	William & Mary	53 63				
				270	H	Towson	83 72	63	A	James Madi son	56 73				
				45	H	El on	65 72	43	H	Drexel	47 58				
				121	A	Del aware	41 61	153	H	William & Mary	65 54				
				270	A	Towson	72 73	274	H	Col. of Charleston	65 60				

Non-Div I Games:

Hofstra

Average RPI Win:	259	WON-LOST	WINNING	LAST 10	STRENGTH OF	OPP. STRENGTH	TEAM	ADJ.	CONF.	ADJ CONF.
Average RPI Loss:	148	RECORD	PCT. RANK	GAMES	SCHEDULE	OF SCHEDULE	RPI	RPI	RPI	RPI
DIV. I ONLY	12- 17	224	3- 7	243	212	232	232	15	15	
DIV. I NON-CONF.	5- 6	187	0- 0	324	308	268	268	18	18	
-----										
TOTALS	RPI 1-25	RPI 26-50	W-L RECORDS	RPI 51-100	RPI 101-999	RPI 201+				
12- 17	0- 0	0- 0	OVERALL	0- 8	12- 9	11- 6				
4- 10	0- 0	0- 0	HOME	0- 5	4- 5	4- 4				
8- 7	0- 0	0- 0	AWAY	0- 3	8- 4	7- 2				
0- 0	0- 0	0- 0	NEUTRAL	0- 0	0- 0	0- 0				
5- 6	0- 0	0- 0	NON-CONFERENCE	0- 2	5- 4	5- 2				
2- 3	0- 0	0- 0	HOME	0- 2	2- 1	2- 1				
3- 3	0- 0	0- 0	AWAY	0- 0	3- 3	3- 1				
0- 0	0- 0	0- 0	NEUTRAL	0- 0	0- 0	0- 0				
7- 11	0- 0	0- 0	CONFERENCE	0- 6	7- 5	6- 4				
2- 7	0- 0	0- 0	HOME	0- 3	2- 4	2- 3				
5- 4	0- 0	0- 0	AWAY	0- 3	5- 1	4- 1				
0- 0	0- 0	0- 0	NEUTRAL	0- 0	0- 0	0- 0				

RPI 1-25				RPI 26-50				RPI 51-100				RPI 101+ Team's RPI: 232			
RPI	S	Opponent	Score	RPI	S	Opponent	Score	RPI	S	Opponent	Score	RPI	S	Opponent	Score
								59	A	American	57 72	163	A	Army West Point	70 62
								59	H	American	63 68	163	H	Army West Point	57 66
								76	H	Albany (NY)	56 65	174	A	Marist	74 85
								81	A	Navy	54 62	175	A	Brown	78 82
								81	H	Navy	58 65	202	A	Lehigh	65 62
								87	A	Bucknell	63 72	202	H	Lehigh	54 49
								87	H	Bucknell	47 71	203	H	Boston College	61 70
								100	H	Dartmouth	74 76	218	A	Boston U.	60 57
												218	H	Boston U.	58 64
												237	A	Loyola Maryland	60 77
												237	H	Loyola Maryland	58 65
												239	A	Hofstra	63 69
												245	A	Lafayette	69 56
												245	H	Lafayette	65 69
												262	A	Rider	83 56
												281	A	Colgate	71 64
												281	H	Colgate	61 52
												286	H	Bryant	59 57
												292	H	Vermont	64 53
												333	A	Rhode Island	69 63
												348	A	UMass Lowell	84 56
LAST 12 Division I GAMES:															
								202	A	Lehigh	65 62				
								281	H	Colgate	61 52				
								59	A	American	57 72				
								87	A	Bucknell	63 72				
								163	H	Army West Point	57 66				
								218	H	Boston U.	58 64				
								81	A	Navy	54 62				
								237	H	Loyola Maryland	58 65				
								245	A	Lafayette	69 56				
								59	H	American	63 68				
								87	H	Bucknell	47 71				
								163	A	Army West Point	70 62				

Non-Div I Games:

Holy Cross



Average RPI Win: 169

Average RPI Loss: 96

WON-LOST  
RECORDWINNING  
PCT. RANKLAST 10  
GAMESSTRENGTH OF  
SCHEDULEOPP. STRENGTH  
OF SCHEDULETEAM  
RPIADJ.  
RPICONF.  
RPIADJ CONF.  
RPIDIV. I ONLY  
DIV. I NON-CONF.20- 10  
11- 381  
455- 5  
0- 096  
10888  
13768  
3468  
348  
78  
7

TOTALS

RPI 1-25

RPI 26-50

W-L RECORDS

RPI 51-100

RPI 101-999

RPI 201+

20- 10

0- 3

0- 2

OVERALL

2- 0

18- 5

6- 2

10- 3

0- 1

0- 1

HOME

1- 0

9- 1

4- 0

7- 7

0- 2

0- 1

AWAY

0- 0

7- 4

2- 2

3- 0

0- 0

0- 0

NEUTRAL

1- 0

2- 0

0- 0

11- 3

0- 1

0- 1

NON-CONFERENCE

2- 0

9- 1

4- 1

5- 0

0- 0

0- 0

HOME

1- 0

4- 0

3- 0

3- 3

0- 1

0- 1

AWAY

0- 0

3- 1

1- 1

3- 0

0- 0

0- 0

NEUTRAL

1- 0

2- 0

0- 0

9- 7

0- 2

0- 1

CONFERENCE

0- 0

9- 4

2- 1

5- 3

0- 1

0- 1

HOME

0- 0

5- 1

1- 0

4- 4

0- 1

0- 0

AWAY

0- 0

4- 3

1- 1

0- 0

0- 0

0- 0

NEUTRAL

0- 0

0- 0

0- 0

RPI 1-25

RPI	S	Opponent	Score
2	H	UConn	35 95
14	A	South Fla.	65 81
18	A	Texas A&M	65 83

RPI 26-50

RPI	S	Opponent	Score
39	A	Rutgers	57 75
44	H	UCF	59 64

RPI 51-100

Team's RPI: 68

RPI	S	Opponent	Score
88	N	Liberty	75 68
100	H	George Mason	82 73

RPI 101+

RPI	S	Opponent	Score
113	H	ETSU	88 69
116	A	Cincinnati	57 61
116	H	Cincinnati	82 88
118	N	Milwaukee	74 59
128	A	Tulane	98 92
128	H	Tulane	72 48
135	A	Wichita St.	73 62
135	H	Wichita St.	73 55
137	N	Northeastern	72 64
140	A	Texas St.	72 67
167	A	UT Arlington	62 58
187	H	Memphis	66 55
192	A	Temple	99 75
199	A	East Carolina	78 80
199	H	East Carolina	97 81
203	A	Boston College	74 79
204	H	Columbia	77 53
209	A	SMU	85 75
209	H	SMU	60 56
210	A	Tulsa	77 83
223	A	New Orleans	78 66
241	H	Texas Tech	79 75
317	H	Incarnate Word	98 67

LAST 12 Division I GAMES:

116	A	Cincinnati	57 61	135	A	Wichita St.	73 62
44	H	UCF	59 64	128	H	Tulane	72 48
14	A	South Fla.	65 81	209	H	SMU	60 56
199	H	East Carolina	97 81	199	A	East Carolina	78 80
210	A	Tulsa	77 83	192	A	Temple	99 75
187	H	Memphis	66 55	2	H	UConn	35 95

Houston

Houston

Non-Div I Games:

Houston

Loss, Non-Conf, S Site, H Home A Away N Neutral

Average RPI Win:	320	WON-LOST	WINNING	LAST 10	STRENGTH OF	OPP. STRENGTH	TEAM	ADJ.	CONF.	ADJ CONF.
Average RPI Loss:	183	RECORD	PCT. RANK	GAMES	SCHEDULE	OF SCHEDULE	RPI	RPI	RPI	RPI
DIV. I ONLY	6- 17	289	5- 5	307	293	309	309	26	26	
DIV. I NON-CONF.	0- 6	337	0- 0	114	259	326	326	26	26	
-----										
TOTALS	RPI 1-25	RPI 26-50	W-L RECORDS	RPI 51-100	RPI 101-999	RPI 201+				
6- 17	0- 1	0- 0	OVERALL	0- 2	6- 14	6- 8				
3- 5	0- 0	0- 0	HOME	0- 1	3- 4	3- 3				
3- 12	0- 1	0- 0	AWAY	0- 1	3- 10	3- 5				
0- 0	0- 0	0- 0	NEUTRAL	0- 0	0- 0	0- 0				
0- 6	0- 1	0- 0	NON-CONFERENCE	0- 0	0- 5	0- 1				
0- 0	0- 0	0- 0	HOME	0- 0	0- 0	0- 0				
0- 6	0- 1	0- 0	AWAY	0- 0	0- 5	0- 1				
0- 0	0- 0	0- 0	NEUTRAL	0- 0	0- 0	0- 0				
6- 11	0- 0	0- 0	CONFERENCE	0- 2	6- 9	6- 7				
3- 5	0- 0	0- 0	HOME	0- 1	3- 4	3- 3				
3- 6	0- 0	0- 0	AWAY	0- 1	3- 5	3- 4				
0- 0	0- 0	0- 0	NEUTRAL	0- 0	0- 0	0- 0				

RPI 1-25				RPI 26-50				RPI 51-100				RPI 101+ Team's RPI: 309			
RPI	S	Opponent	Score	RPI	S	Opponent	Score	RPI	S	Opponent	Score	RPI	S	Opponent	Score
14	A	South Fla.	43 90					92	A	Lamar Uni versi ty	55 90	109	H	SFA	54 76
								92	H	Lamar Uni versi ty	51 79	117	A	Rice	45 67
												119	A	Central Ark.	56 64
												125	A	Loui siana Tech	62 85
												179	A	Oral Roberts	56 78
												195	A	UTEP	62 69
												223	A	New Orleans	52 70
												230	A	Ni choll s St.	45 63
												230	H	Ni choll s St.	61 73
												234	A	A&M-Corpus Christi	49 50
												240	A	Abilene Christian	68 80
												279	A	McNeese	67 61
												279	H	McNeese	74 86
												291	H	Southeastern La.	61 76
												317	A	Incarnate Word	58 56
												317	H	Incarnate Word	67 56
												335	A	Sam Houston St.	69 61
												335	H	Sam Houston St.	65 62
												336	A	La. -Monroe	73 77
												337	H	Northwestern St.	57 51
LAST 12 Division I GAMES:															
317	H	Incarnate Word	67 56	119	A	Central Ark.	56 64								
279	A	McNeese	67 61	109	H	SFA	54 76								
92	A	Lamar University	55 90	234	A	A&M-Corpus Christi	49 50								
335	H	Sam Houston St.	65 62	317	A	Incarnate Word	58 56								
337	H	Northwestern St.	57 51	279	H	McNeese	74 86								
230	A	Nicholls St.	45 63	291	H	Southeastern La.	61 76								

Non-Div I Games: LeTourneau 88 43 Paul Quinn 74 54 Huston-Tillotson 76 72 Jarvis Christian 78 30  
Houston Baptist

Average RPI Win: **295**  
Average RPI Loss: **177**

WON-LOST  
RECORD

WINNING  
PCT. RANK

LAST 10  
GAMES

STRENGTH OF  
SCHEDULE

OPP. STRENGTH  
OF SCHEDULE

TEAM  
RPI

ADJ.  
RPI

CONF.  
RPI

ADJ CONF.  
RPI

DIV. I ONLY	12- 17	224	4- 6	250	335	254	254	30	30
DIV. I NON-CONF.	4- 9	249	0- 0	80	293	233	233	30	30
-----									
TOTALS	RPI 1-25	RPI 26-50	W-L RECORDS	RPI 51-100	RPI 101-999	RPI 201+			
12- 17	0- 1	0- 1	OVERALL	0- 1	12- 14	11- 5			
8- 6	0- 0	0- 0	HOME	0- 0	8- 6	7- 1			
4- 11	0- 0	0- 0	AWAY	0- 0	4- 1	4- 1			
0- 0	0- 0	0- 0	NEUTRAL	0- 0	0- 0	0- 0			
4- 9	0- 1	0- 1	NON-CONFERENCE	0- 1	4- 6	4- 1			
4- 2	0- 0	0- 0	HOME	0- 0	4- 2	4- 0			
0- 7	0- 1	0- 1	AWAY	0- 1	0- 4	0- 1			
0- 0	0- 0	0- 0	NEUTRAL	0- 0	0- 0	0- 0			
8- 8	0- 0	0- 0	CONFERENCE	0- 0	8- 8	7- 4			
4- 4	0- 0	0- 0	HOME	0- 0	4- 4	3- 1			
4- 4	0- 0	0- 0	AWAY	0- 0	4- 4	4- 3			
0- 0	0- 0	0- 0	NEUTRAL	0- 0	0- 0	0- 0			

RPI 1-25				RPI 26-50				RPI 51-100				RPI 101+ Team's RPI: 254			
RPI	S	Opponent	Score	RPI	S	Opponent	Score	RPI	S	Opponent	Score	RPI	S	Opponent	Score
21	A	Maryland	49 <b>111</b>	28	A	Georgia	47 <b>87</b>	55	A	Mercer	44 <b>70</b>	111	A	Georgetown	41 <b>93</b>
												116	A	Cincinnati	53 <b>87</b>
												131	H	Bethune-Cookman	55 <b>59</b>
												153	H	William & Mary	71 <b>83</b>
												165	A	N.C. A&T	53 <b>91</b>
												165	H	N.C. A&T	68 <b>76</b>
												175	H	Brown	81 <b>85</b>
												178	H	Hampton	68 <b>63</b>
												194	A	Siena	61 <b>72</b>
												200	H	Norfolk St.	53 <b>59</b>
												252	H	St. Francis Brooklyn	72 69
												253	H	Campbell	63 61
												272	A	UMES	52 <b>58</b>
												272	H	UMES	79 <b>83</b>
												278	A	Morgan St.	68 61
												285	H	Fairleigh Dickinson	68 65
												292	A	Vermont	65 <b>88</b>
												314	H	FIU	69 62
												316	A	N.C. Central	77 <b>78</b>
												316	H	N.C. Central	69 54
												319	A	Coppin St.	87 69
												323	A	South Carolina St.	68 58
												331	H	Delaware St.	78 70
												341	A	Florida A&M	59 <b>74</b>
												341	H	Florida A&M	76 65
												344	A	Savannah St.	87 59
-----															
LAST 12 Division I GAMES:															
319	A	Coppin St.	87 69	278	A	Morgan St.	68 61	341	H	Florida A&M	76 65				
200	H	Norfolk St.	53 <b>59</b>	272	A	UMES	52 <b>58</b>	316	H	N.C. A&T	68 <b>76</b>				
331	H	Delaware St.	78 70	316	H	N.C. Central	69 54	344	A	Savannah St.	87 59				
316	A	N.C. Central	77 <b>78</b>												
165	A	N.C. A&T	53 <b>91</b>												
272	H	UMES	79 <b>83</b>												

Howard

Howard

Non-Div I Games:

Howard

**Loss**, **Non-Conf**, **S Site**, **H Home**, **A Away**, **N Neutral**

IUPUI				Through Games Of March 1, 2018																
Average RPI Win:		208	WON-LOST		WINNING		LAST 10		STRENGTH OF		OPP. STRENGTH		TEAM		ADJ.		CONF.		ADJ CONF.	
Average RPI Loss:		71	RECORD		PCT. RANK		GAMES		SCHEDULE		OF SCHEDULE		RPI		RPI		RPI		RPI	
DIV. I ONLY			20- 8		61		6- 4		153		117		82		82		11		11	
DIV. I NON-CONF.			7- 3		74		0- 0		177		52		65		65		15		15	
TOTALS		RPI 1-25		RPI 26-50		W-L RECORDS		RPI 51-100		RPI 101-999		RPI 201+								
20- 8		0- 3		0- 1		OVERALL		3- 2		17- 2		9- 0								
6- 5		0- 1		0- 0		HOME		0- 2		6- 2		4- 0								
13- 3		0- 2		0- 1		AWAY		2- 0		11- 0		5- 0								
1- 0		0- 0		0- 0		NEUTRAL		1- 0		0- 0		0- 0								
7- 3		0- 1		0- 1		NON-CONFERENCE		2- 1		5- 0		3- 0								
1- 1		0- 0		0- 0		HOME		0- 1		1- 0		1- 0								
5- 2		0- 1		0- 1		AWAY		1- 0		4- 0		2- 0								
1- 0		0- 0		0- 0		NEUTRAL		1- 0		0- 0		0- 0								
13- 5		0- 2		0- 0		CONFERENCE		1- 1		12- 2		6- 0								
5- 4		0- 1		0- 0		HOME		0- 1		5- 2		3- 0								
8- 1		0- 1		0- 0		AWAY		1- 0		7- 0		3- 0								
0- 0		0- 0		0- 0		NEUTRAL		0- 0		0- 0		0- 0								

RPI 1-25				RPI 26-50				RPI 51-100				Team's RPI : 82				RPI 101+			
RPI	S	Opponent	Score	RPI	S	Opponent	Score	RPI	S	Opponent	Score	RPI	S	Opponent	Score	RPI	S	Opponent	Score
23	A	Green Bay	45 52	44	A	UCF	59 63	74	N	Wyomi ng	65 59	114	A	Clevel and St.	77 64				
23	H	Green Bay	34 60					83	H	Mi ami (OH)	83 96	114	H	Clevel and St.	94 56				
24	A	DePaul	71 85					89	A	Ohi o	76 52	118	A	Milwaukee	70 68				
								94	A	Wright St.	64 61	118	H	Milwaukee	60 67				
								94	H	Wright St.	63 66	133	A	UNI	54 48				
												158	A	Youngstown St.	65 43				
												158	H	Youngstown St.	67 70				
												187	A	Memphi s	80 57				
												188	A	Oakl and	73 55				
												188	H	Oakl and	80 64				
												256	A	Northern Ky.	71 35				
												256	H	Northern Ky.	56 54				
												261	H	Indiana St.	86 57				
												312	A	Tennessee Tech	68 54				
												320	A	Detroit Mercy	91 59				
												320	H	Detroit Mercy	90 62				
												326	A	Ga. Southern	72 52				
												330	A	Ill. -Chi cago	82 46				
												330	H	Ill. -Chi cago	68 43				
LAST 12 Division I GAMES:																			
256	H	Northern Ky.	56 54	158	H	Youngstown St.	67 70												
94	H	Wright St.	63 66	330	H	Ill. -Chi cago	68 43												
118	H	Milwaukee	60 67	23	A	Green Bay	45 52												
320	A	Detroit Mercy	91 59	118	A	Milwaukee	70 68												
188	A	Oakl and	73 55	94	A	Wright St.	64 61												
114	H	Clevel and St.	94 56	256	A	Northern Ky.	71 35												

Non-Div I Games: Georgetown (KY) 85 52

IUPUI

Average RPI Win:	208	WON-LOST	WINNING	LAST 10	STRENGTH OF	OPP. STRENGTH	TEAM	ADJ.	CONF.	ADJ CONF.
Average RPI Loss:	136	RECORD	PCT. RANK	GAMES	SCHEDULE	OF SCHEDULE	RPI	RPI	RPI	RPI
DIV. I ONLY	15- 12	139	8- 2	178	131	148	148	19	19	
DIV. I NON-CONF.	3- 7	254	0- 0	116	83	209	209	13	13	
-----										
TOTALS	RPI 1-25	RPI 26-50	W-L RECORDS	RPI 51-100	RPI 101-999	RPI 201+				
15- 12	0- 1	1- 1	OVERALL	0- 3	14- 7	8- 3				
7- 6	0- 0	0- 1	HOME	0- 1	7- 4	4- 1				
8- 5	0- 0	1- 0	AWAY	0- 0	7- 0	4- 0				
0- 1	0- 0	0- 0	NEUTRAL	0- 1	0- 0	0- 0				
3- 7	0- 1	0- 0	NON-CONFERENCE	0- 3	3- 3	2- 2				
1- 3	0- 0	0- 0	HOME	0- 1	1- 2	1- 1				
2- 3	0- 1	0- 0	AWAY	0- 1	2- 1	1- 1				
0- 1	0- 0	0- 0	NEUTRAL	0- 1	0- 0	0- 0				
12- 5	0- 0	1- 1	CONFERENCE	0- 0	11- 4	6- 1				
6- 3	0- 0	0- 1	HOME	0- 0	6- 2	3- 0				
6- 2	0- 0	1- 0	AWAY	0- 0	5- 2	3- 1				
0- 0	0- 0	0- 0	NEUTRAL	0- 0	0- 0	0- 0				

RPI 1-25				RPI 26-50				RPI 51-100				RPI 101+				Team's RPI: 148
RPI	S	Opponent	Score	RPI	S	Opponent	Score	RPI	S	Opponent	Score	RPI	S	Opponent	Score	
6	A	Ohio St.	56 99	36	A	Northern Colo.	79 71	58	A	Arizona St.	33 77	120	A	Colorado St.	83 69	
				36	H	Northern Colo.	72 78	74	H	Wyoming	64 70	132	A	Portland St.	101 90	
								78	N	TCU	76 86	132	H	Portland St.	61 60	
												143	A	Eastern Wash.	64 71	
												143	H	Eastern Wash.	85 71	
												149	H	Idaho St.	52 62	
												150	H	Weber St.	88 105	
												181	A	North Dakota	78 64	
												181	H	North Dakota	80 75	
												197	H	Washington	69 81	
												208	A	CSUN	80 75	
												214	A	Montana St.	95 77	
												224	H	Seattle U	60 68	
												238	A	Montana	67 56	
												240	A	Abilene Christian	72 82	
												277	A	Sacramento St.	64 79	
												277	H	Sacramento St.	101 66	
												305	A	Northern Ariz.	93 83	
												305	H	Northern Ariz.	83 68	
												321	H	Cal St. Fullerton	80 60	
												328	H	Southern Utah	74 51	
-----																
LAST 12 Division I GAMES:																
				305	A	Northern Ariz.	93 83	277	H	Sacramento St.	101 66					
				150	H	Weber St.	88 105	132	H	Portland St.	61 60					
				149	H	Idaho St.	52 62	181	A	North Dakota	78 64					
				238	A	Montana	67 56	36	A	Northern Colo.	79 71					
				214	A	Montana St.	95 77	305	H	Northern Ariz.	83 68					
				143	H	Eastern Wash.	85 71	328	H	Southern Utah	74 51					

Non-Div I Games: Eastern Ore. 84 70

Idaho

Loss, 
Non-Conf, 
S Site, 
H Home
A Away 
N Neutral

Average RPI Win:	234	WON-LOST	WINNING	LAST 10	STRENGTH OF	OPP. STRENGTH	TEAM	ADJ.	CONF.	ADJ CONF.
Average RPI Loss:	148	RECORD	PCT. RANK	GAMES	SCHEDULE	OF SCHEDULE	RPI	RPI	RPI	RPI
DIV. I ONLY	16- 10	106	6- 4	308	163	149	149	19	19	
DIV. I NON-CONF.	6- 3	87	0- 0	316	179	117	117	13	13	
-----										
TOTALS	RPI 1-25	RPI 26-50	W-L RECORDS	RPI 51-100	RPI 101-999	RPI 201+				
16- 10	0- 0	0- 2	OVERALL	0- 1	16- 7	9- 3				
6- 3	0- 0	0- 1	HOME	0- 0	6- 2	4- 1				
10- 7	0- 0	0- 0	AWAY	0- 0	10- 0	5- 0				
0- 0	0- 0	0- 0	NEUTRAL	0- 0	0- 0	0- 0				
6- 3	0- 0	0- 0	NON-CONFERENCE	0- 1	6- 2	4- 1				
1- 0	0- 0	0- 0	HOME	0- 0	1- 0	1- 0				
5- 3	0- 0	0- 0	AWAY	0- 1	5- 2	3- 1				
0- 0	0- 0	0- 0	NEUTRAL	0- 0	0- 0	0- 0				
10- 7	0- 0	0- 2	CONFERENCE	0- 0	10- 5	5- 2				
5- 3	0- 0	0- 1	HOME	0- 0	5- 2	3- 1				
5- 4	0- 0	0- 1	AWAY	0- 0	5- 3	2- 1				
0- 0	0- 0	0- 0	NEUTRAL	0- 0	0- 0	0- 0				

RPI	S	Opponent	Score	RPI	S	Opponent	Score	RPI	S	Opponent	Score	RPI	S	Opponent	Score
36	A	Northern Colo.	52 75	36	H	Northern Colo.	57 63	74	A	Wyoming	53 61	105	A	Washington St.	55 72
36	H	Northern Colo.										132	A	Portland St.	88 59
												132	H	Portland St.	72 64
												143	A	Eastern Wash.	64 66
												148	A	Idaho	62 52
												150	A	Weber St.	73 84
												150	H	Weber St.	70 76
												181	A	North Dakota	68 55
												181	H	North Dakota	57 46
												186	A	UC Irvine	78 72
												197	A	Washington	79 59
												214	H	Montana St.	60 61
												224	A	Seattle U	74 69
												242	A	Pepperdine	74 80
												246	A	Hawaii	64 62
												277	A	Sacramento St.	85 71
												277	H	Sacramento St.	83 71
												304	H	Utah St.	64 44
												305	A	Northern Ariz.	75 55
												305	H	Northern Ariz.	76 59
												324	A	Utah Valley	70 58
												328	A	Southern Utah	70 76
												328	H	Southern Utah	66 39
LAST 12 Division I GAMES:															
214	H	Montana St.	60 61	36	A	Northern Colo.	52 75	328	H	Southern Utah	66 39	305	H	Northern Ariz.	76 59
143	A	Eastern Wash.	64 66	328	H	Southern Utah	66 39	305	H	Northern Ariz.	76 59	150	A	Weber St.	73 84
148	A	Idaho	62 52	305	H	Northern Ariz.	76 59	277	A	Sacramento St.	85 71	277	H	Sacramento St.	83 71
132	H	Portland St.	72 64	150	A	Weber St.	73 84	132	A	Portland St.	88 59				
277	H	Sacramento St.	83 71												
181	A	North Dakota	68 55												

Non-Div I Games: Westminster (UT) 83 45 Col. of Idaho 89 32

Idaho St.

Average RPI Win:	273	WON-LOST	WINNING	LAST 10	STRENGTH OF	OPP. STRENGTH	TEAM	ADJ.	CONF.	ADJ CONF.
Average RPI Loss:	172	RECORD	PCT. RANK	GAMES	SCHEDULE	OF SCHEDULE	RPI	RPI	RPI	RPI
DIV. I ONLY	6- 21	311	1- 9	287	219	330	330	11	11	
DIV. I NON-CONF.	5- 4	146	0- 0	347	347	327	327	15	15	
-----										
TOTALS	RPI 1-25	RPI 26-50	W-L RECORDS	RPI 51-100	RPI 101-999	RPI 201+				
6- 21	0- 2	0- 0	OVERALL	0- 4	6- 15	6- 7				
5- 10	0- 1	0- 0	HOME	0- 2	5- 7	5- 3				
1- 11	0- 1	0- 0	AWAY	0- 2	1- 8	1- 4				
0- 0	0- 0	0- 0	NEUTRAL	0- 0	0- 0	0- 0				
5- 4	0- 0	0- 0	NON-CONFERENCE	0- 0	5- 4	5- 4				
4- 2	0- 0	0- 0	HOME	0- 0	4- 2	4- 2				
1- 2	0- 0	0- 0	AWAY	0- 0	1- 2	1- 2				
0- 0	0- 0	0- 0	NEUTRAL	0- 0	0- 0	0- 0				
1- 17	0- 2	0- 0	CONFERENCE	0- 4	1- 11	1- 3				
1- 8	0- 1	0- 0	HOME	0- 2	1- 5	1- 1				
0- 9	0- 1	0- 0	AWAY	0- 2	0- 6	0- 2				
0- 0	0- 0	0- 0	NEUTRAL	0- 0	0- 0	0- 0				

RPI 1-25				RPI 26-50				RPI 51-100				RPI 101+				Team's RPI: 330
RPI	S	Opponent	Score	RPI	S	Opponent	Score	RPI	S	Opponent	Score	RPI	S	Opponent	Score	
23	A	Green Bay	36 65					82	A	IUPUI	43 68	114	A	Cleveland St.	67 70	
23	H	Green Bay	37 66					82	H	IUPUI	46 82	114	H	Cleveland St.	42 64	
								94	A	Wright St.	50 60	118	A	Milwaukee	44 59	
								94	H	Wright St.	53 80	118	H	Milwaukee	53 76	
												158	A	Youngstown St.	63 76	
												158	H	Youngstown St.	52 71	
												188	A	Oakland	78 95	
												188	H	Oakland	63 67	
												216	H	Eastern Mich.	73 70	
												226	H	North Texas	70 67	
												256	A	Northern Ky.	53 61	
												256	H	Northern Ky.	73 55	
												260	A	Bradley	48 58	
												261	H	Indiana St.	55 46	
												287	H	Santa Clara	36 45	
												302	A	Loyola Chicago	55 57	
												307	H	Jackson St.	63 76	
												320	A	Detroit Mercy	60 73	
												320	H	Detroit Mercy	58 61	
												327	A	Fort Wayne	67 51	
												349	H	Evansville	96 77	
-----																
LAST 12 Division I GAMES:																
94	H	Wright St.	53 80	114	H	Cleveland St.	42 64									
256	H	Northern Ky.	73 55	82	A	IUPUI	43 68									
23	H	Green Bay	37 66	118	A	Milwaukee	44 59									
188	A	Oakland	78 95	23	A	Green Bay	36 65									
320	A	Detroit Mercy	60 73	256	A	Northern Ky.	53 61									
158	H	Youngstown St.	52 71	94	A	Wright St.	50 60									

Non-Div I Games: Bethel (IN) 66 46 Ind.-Northwest 74 56

Average RPI Win:	252	WON-LOST	WINNING	LAST 10	STRENGTH OF	OPP. STRENGTH	TEAM	ADJ.	CONF.	ADJ CONF.
Average RPI Loss:	71	RECORD	PCT. RANK	GAMES	SCHEDULE	OF SCHEDULE	RPI	RPI	RPI	RPI
DIV. I ONLY	9- 22	277	0- 10	93	72	229	229	3	3	
DIV. I NON-CONF.	9- 5	99	0- 0	232	210	148	148	4	4	
-----										
TOTALS	RPI 1-25	RPI 26-50	W-L RECORDS	RPI 51-100	RPI 101-999	RPI 201+				
9- 22	0- 4	0- 3	OVERALL	0- 12	9- 3	6- 1				
6- 10	0- 2	0- 1	HOME	0- 5	6- 2	6- 1				
1- 11	0- 2	0- 2	AWAY	0- 6	1- 1	0- 0				
2- 1	0- 0	0- 0	NEUTRAL	0- 1	2- 0	0- 0				
9- 5	0- 1	0- 0	NON-CONFERENCE	0- 4	9- 0	6- 0				
6- 2	0- 0	0- 0	HOME	0- 2	6- 0	6- 0				
1- 3	0- 1	0- 0	AWAY	0- 2	1- 0	0- 0				
2- 0	0- 0	0- 0	NEUTRAL	0- 0	2- 0	0- 0				
0- 17	0- 3	0- 3	CONFERENCE	0- 8	0- 3	0- 1				
0- 8	0- 2	0- 1	HOME	0- 3	0- 2	0- 1				
0- 8	0- 1	0- 2	AWAY	0- 4	0- 1	0- 0				
0- 1	0- 0	0- 0	NEUTRAL	0- 1	0- 0	0- 0				

RPI 1-25				RPI 26-50				RPI 51-100				RPI 101+ Team's RPI: 229			
RPI	S	Opponent	Score	RPI	S	Opponent	Score	RPI	S	Opponent	Score	RPI	S	Opponent	Score
6	H	Ohio St.	69 88	35	A	Michigan	42 86	52	A	FGCU	61 85	135	N	Wichita St.	68 67
16	H	Iowa	71 84	39	A	Rutgers	37 76	53	A	Indiana	54 70	168	A	Northwestern	61 68
19	A	Missouri	55 72	49	H	Minnesota	75 84	60	A	Purdue	51 64	168	H	Northwestern	59 74
21	A	Maryland	65 100					60	H	Purdue	54 73	186	N	UC Irvine	65 59
								61	A	Nebraska	47 62	187	A	Memphis	63 47
								61	H	Nebraska	72 80	205	H	Wisconsin	61 70
								62	H	Michigan St.	55 67	248	H	Austin Peay	59 47
								64	H	Virginia Tech	49 96	260	H	Bradley	74 62
								86	A	New Mexico	68 97	261	H	Indiana St.	81 52
								90	A	Penn St.	59 68	320	H	Detroit Mercy	73 65
								90	N	Penn St.	57 83	327	H	Fort Wayne	64 50
								96	H	Western Ill.	67 77	345	H	Chicago St.	66 56
-----															
LAST 12 Division I GAMES:															
				90	N	Penn St.	57 83	60	H	Purdue	54 73				
				49	H	Minnesota	75 84	61	A	Nebraska	47 62				
				60	A	Purdue	51 64	205	H	Wisconsin	61 70				
				168	A	Northwestern	61 68	90	A	Penn St.	59 68				
				6	H	Ohio St.	69 88	35	A	Michigan	42 86				
				53	A	Indiana	54 70	62	H	Michigan St.	55 67				

Non-Div I Games:

Illinois



Average RPI Win:	247	WON-LOST	WINNING	LAST 10	STRENGTH OF	OPP. STRENGTH	TEAM	ADJ.	CONF.	ADJ CONF.
Average RPI Loss:	159	RECORD	PCT. RANK	GAMES	SCHEDULE	OF SCHEDULE	RPI	RPI	RPI	RPI
DIV. I ONLY	13- 15	202	5- 5	283	238	249	249	23	23	
DIV. I NON-CONF.	6- 5	153	0- 0	227	227	194	194	21	21	
-----										
TOTALS	RPI 1-25	RPI 26-50	W-L RECORDS	RPI 51-100	RPI 101-999	RPI 201+				
13- 15	0- 0	0- 0	OVERALL	0- 5	13- 10	9- 4				
9- 6	0- 0	0- 0	HOME	0- 2	9- 4	7- 1				
3- 9	0- 0	0- 0	AWAY	0- 0	3- 1	2- 1				
1- 0	0- 0	0- 0	NEUTRAL	0- 0	1- 0	0- 0				
6- 5	0- 0	0- 0	NON-CONFERENCE	0- 1	6- 4	4- 0				
4- 2	0- 0	0- 0	HOME	0- 0	4- 2	3- 0				
1- 3	0- 0	0- 0	AWAY	0- 1	1- 2	1- 0				
1- 0	0- 0	0- 0	NEUTRAL	0- 0	1- 0	0- 0				
7- 10	0- 0	0- 0	CONFERENCE	0- 4	7- 6	5- 4				
5- 4	0- 0	0- 0	HOME	0- 2	5- 2	4- 1				
2- 6	0- 0	0- 0	AWAY	0- 2	2- 4	1- 3				
0- 0	0- 0	0- 0	NEUTRAL	0- 0	0- 0	0- 0				

RPI 1-25				RPI 26-50				RPI 51-100				RPI 101+ Team's RPI: 249			
RPI	S	Opponent	Score	RPI	S	Opponent	Score	RPI	S	Opponent	Score	RPI	S	Opponent	Score
								77	A	Drake	64 80	114	H	Cleveland St.	47 56
								77	H	Drake	58 65	118	A	Milwaukee	59 61
								98	A	Missouri St.	58 75	123	H	Butler	45 56
								98	H	Missouri St.	50 56	133	A	UNI	48 66
								100	A	George Mason	37 56	133	H	UNI	36 58
												137	N	Northeastern	65 55
												155	H	SIUE	62 47
												156	A	Southern Ill.	39 36
												156	H	Southern Ill.	49 46
												188	A	Oakland	43 64
												216	H	Eastern Mich.	65 56
												256	H	Northern Ky.	49 37
												260	H	Bradley	42 62
												261	A	Indiana St.	49 52
												261	H	Indiana St.	63 53
												280	H	UMKC	64 53
												297	A	Valparaiso	50 56
												297	H	Valparaiso	63 55
												300	A	Long Beach St.	59 51
												302	A	Loyola Chicago	59 62
												302	H	Loyola Chicago	57 49
												349	A	Evansville	67 43
												349	H	Evansville	70 44
-----															
LAST 12 Division I GAMES:															
								77	A	Drake	64 80	297	H	Valparaiso	63 55
								133	A	UNI	48 66	302	H	Loyola Chicago	57 49
								349	H	Evansville	70 44	133	H	UNI	36 58
								261	H	Indiana St.	63 53	77	H	Drake	58 65
								98	A	Missouri St.	58 75	261	A	Indiana St.	49 52
								156	A	Southern Ill.	39 36	349	A	Evansville	67 43

Non-Div I Games:

Average RPI Win:	301	WON-LOST	WINNING	LAST 10	STRENGTH OF	OPP. STRENGTH	TEAM	ADJ.	CONF.	ADJ CONF.
Average RPI Loss:	177	RECORD	PCT. RANK	GAMES	SCHEDULE	OF SCHEDULE	RPI	RPI	RPI	RPI

DIV. I ONLY	3- 24	334	1- 9	141	329	317	317	26	26
DIV. I NON-CONF.	0- 10	337	0- 0	32	296	285	285	26	26
-----									
TOTALS	RPI 1-25	RPI 26-50	W-L RECORDS	RPI 51-100	RPI 101-999	RPI 201+			
3- 24	0- 0	0- 0	OVERALL	0- 5	3- 19	3- 11			
1- 10	0- 0	0- 0	HOME	0- 2	1- 8	1- 5			
2- 14	0- 0	0- 0	AWAY	0- 1	2- 1	2- 1			
0- 0	0- 0	0- 0	NEUTRAL	0- 0	0- 0	0- 0			
0- 10	0- 0	0- 0	NON-CONFERENCE	0- 3	0- 7	0- 2			
0- 3	0- 0	0- 0	HOME	0- 1	0- 2	0- 1			
0- 7	0- 0	0- 0	AWAY	0- 2	0- 5	0- 1			
0- 0	0- 0	0- 0	NEUTRAL	0- 0	0- 0	0- 0			
3- 14	0- 0	0- 0	CONFERENCE	0- 2	3- 12	3- 9			
1- 7	0- 0	0- 0	HOME	0- 1	1- 6	1- 4			
2- 7	0- 0	0- 0	AWAY	0- 1	2- 6	2- 5			
0- 0	0- 0	0- 0	NEUTRAL	0- 0	0- 0	0- 0			

RPI 1-25				RPI 26-50				RPI 51-100				RPI 101+ Team's RPI: 317			
RPI	S	Opponent	Score	RPI	S	Opponent	Score	RPI	S	Opponent	Score	RPI	S	Opponent	Score
								51	A	Oklahoma St.	35 86	107	A	Utah	31 90
								57	H	South Dakota	51 81	109	A	SFA	49 60
								68	A	Houston	67 98	109	H	SFA	50 75
								92	A	Lamar University	54 77	117	A	Rice	43 60
								92	H	Lamar University	47 71	119	H	Central Ark.	35 57
												140	H	Texas St.	33 74
												150	A	Weber St.	55 79
												167	A	UT Arlington	48 61
												223	A	New Orleans	50 52
												223	H	New Orleans	45 72
												230	H	Nicholls St.	64 62
												234	A	A&M-Corpus Christi	59 75
												234	H	A&M-Corpus Christi	58 62
												240	A	Abilene Christian	56 58
												241	A	Texas Tech	54 80
												276	H	Massachusetts	45 64
												279	H	McNeese	57 66
												291	A	Southeastern La.	54 65
												309	A	Houston Baptist	56 67
												309	H	Houston Baptist	56 58
												335	A	Sam Houston St.	56 49
												337	A	Northwestern St.	57 53
-----															
LAST 12 Division I GAMES:															
				309	A	Houston Baptist	56 67	291	A	Southeastern La.	54 65				
				234	A	A&M-Corpus Christi	59 75	234	H	A&M-Corpus Christi	58 62				
				337	A	Northwestern St.	57 53	223	H	New Orleans	45 72				
				109	H	SFA	50 75	309	H	Houston Baptist	56 58				
				92	H	Lamar University	47 71	223	A	New Orleans	50 52				
				240	A	Abilene Christian	56 58	92	A	Lamar University	54 77				

Non-Div I Games: Mary Hardin-Baylor 76 58

Incarnate Word

Average RPI Win:	126	WON-LOST	WINNING	LAST 10	STRENGTH OF	OPP. STRENGTH	TEAM	ADJ.	CONF.	ADJ CONF.
Average RPI Loss:	44	RECORD	PCT. RANK	GAMES	SCHEDULE	OF SCHEDULE	RPI	RPI	RPI	RPI
DIV. I ONLY	17- 13	131	9- 1	10	27	53	53	3	3	
DIV. I NON-CONF.	7- 6	165	0- 0	19	62	74	74	4	4	
-----										
TOTALS	RPI 1-25	RPI 26-50	W-L RECORDS	RPI 51-100	RPI 101-999	RPI 201+				
17- 13	0- 6	3- 2	OVERALL	6- 4	8- 1	5- 0				
10- 5	0- 2	2- 0	HOME	2- 2	6- 1	4- 0				
5- 6	0- 3	1- 1	AWAY	2- 2	2- 0	1- 0				
2- 2	0- 1	0- 1	NEUTRAL	2- 0	0- 0	0- 0				
7- 6	0- 2	1- 1	NON-CONFERENCE	1- 2	5- 1	3- 0				
4- 3	0- 1	1- 0	HOME	0- 1	3- 1	2- 0				
2- 1	0- 0	0- 0	AWAY	0- 1	2- 0	1- 0				
1- 2	0- 1	0- 1	NEUTRAL	1- 0	0- 0	0- 0				
10- 7	0- 4	2- 1	CONFERENCE	5- 2	3- 0	2- 0				
6- 2	0- 1	1- 0	HOME	2- 1	3- 0	2- 0				
3- 5	0- 3	1- 1	AWAY	2- 1	0- 0	0- 0				
1- 0	0- 0	0- 0	NEUTRAL	1- 0	0- 0	0- 0				

RPI 1-25				RPI 26-50				RPI 51-100				RPI 101+			
RPI	S	Opponent	Score	RPI	S	Opponent	Score	RPI	S	Opponent	Score	RPI	S	Opponent	Score
5	H	Louisville	59 72	30	N	Virginia	72 82	60	A	Purdue	52 44	108	H	Chattanooga	61 64
6	A	Ohio St.	70 85	35	A	Michigan	79 84	60	H	Purdue	72 54	130	A	Yale	72 68
6	H	Ohio St.	62 77	39	H	Rutgers	64 58	61	H	Nebraska	83 75	168	H	Northwestern	78 73
16	A	Iowa	62 75	49	A	Minnesota	82 70	62	A	Michigan St.	69 65	190	H	Southern U.	64 49
19	N	Missouri	55 75	50	H	Western Ky.	73 71	62	H	Michigan St.	46 68	205	H	Wisconsin	69 55
21	A	Maryland	70 74					62	N	Michigan St.	111 109	213	H	Arkansas St.	93 51
								73	A	Saint Mary's (CA)	82 88	226	H	North Texas	68 63
								80	N	UAB	71 63	229	H	Illinois	70 54
								90	A	Penn St.	74 77	256	A	Northern Ky.	67 56
								95	H	Auburn	53 65				
LAST 12 Division I GAMES:															
				62	N	Michigan St.	111 109	168	H	Northwestern	78 73				
				16	A	Iowa	62 75	39	H	Rutgers	64 58				
				49	A	Minnesota	82 70	205	H	Wisconsin	69 55				
				61	H	Nebraska	83 75	62	A	Michigan St.	69 65				
				60	A	Purdue	52 44	21	A	Maryland	70 74				
				229	H	Illinois	70 54	6	H	Ohio St.	62 77				

Non-Div I Games:

Indiana

Average RPI Win: 290	WON-LOST RECORD	WINNING PCT. RANK	LAST 10 GAMES	STRENGTH OF SCHEDULE	OPP. STRENGTH OF SCHEDULE	TEAM RPI	ADJ. RPI	CONF. RPI	ADJ CONF. RPI
Average RPI Loss: 138									
DIV. I ONLY	10- 17	243	6- 4	227	240	261	261	23	23
DIV. I NON-CONF.	1- 9	318	0- 0	107	149	283	283	21	21
-----									
TOTALS	RPI 1-25	RPI 26-50	W-L RECORDS	RPI 51-100	RPI 101-999	RPI 201+			
10- 17	0- 1	0- 0	OVERALL	0- 6	10- 10	10- 4			
5- 9	0- 1	0- 0	HOME	0- 3	5- 5	5- 1			
4- 7	0- 0	0- 0	AWAY	0- 2	4- 5	4- 3			
1- 1	0- 0	0- 0	NEUTRAL	0- 1	1- 0	1- 0			
1- 9	0- 1	0- 0	NON-CONFERENCE	0- 3	1- 5	1- 3			
0- 5	0- 1	0- 0	HOME	0- 1	0- 3	0- 1			
0- 3	0- 0	0- 0	AWAY	0- 1	0- 2	0- 2			
1- 1	0- 0	0- 0	NEUTRAL	0- 1	1- 0	1- 0			
9- 8	0- 0	0- 0	CONFERENCE	0- 3	9- 5	9- 1			
5- 4	0- 0	0- 0	HOME	0- 2	5- 2	5- 0			
4- 4	0- 0	0- 0	AWAY	0- 1	4- 3	4- 1			
0- 0	0- 0	0- 0	NEUTRAL	0- 0	0- 0	0- 0			

RPI 1-25				RPI 26-50				RPI 51-100				RPI 101+ Team's RPI: 261			
RPI	S	Opponent	Score	RPI	S	Opponent	Score	RPI	S	Opponent	Score	RPI	S	Opponent	Score
22	H	Central Mich.	67 77					57	N	South Dakota	59 71	123	H	Butler	51 60
								77	A	Drake	64 85	126	H	Saint Louis	59 60
								77	H	Drake	51 84	133	A	UNI	53 59
								82	A	IUPUI	57 86	133	H	UNI	46 56
								83	H	Miami (OH)	56 68	156	A	Southern Ill.	43 54
								98	H	Missouri St.	63 77	156	H	Southern Ill.	45 64
												220	H	Fla. Atlantic	58 66
												229	A	Illinois	52 81
												238	N	Montana	57 45
												249	A	Illinois St.	53 63
												249	H	Illinois St.	52 49
												260	A	Bradley	74 70
												260	H	Bradley	65 50
												297	A	Valparaiso	67 54
												297	H	Valparaiso	64 46
												302	A	Loyola Chicago	73 65
												302	H	Loyola Chicago	74 67
												330	A	Ill. -Chicago	46 55
												349	A	Evansville	66 57
												349	H	Evansville	56 48
-----															
LAST 12 Division I GAMES:															
156	A	Southern Ill.	43 54	133	H	UNI	46 56								
302	H	Loyola Chicago	74 67	349	A	Evansville	66 57								
297	H	Valparaiso	64 46	297	A	Valparaiso	67 54								
260	A	Bradley	74 70	302	A	Loyola Chicago	73 65								
249	A	Illinois St.	53 63	249	H	Illinois St.	52 49								
77	H	Drake	51 84	260	H	Bradley	65 50								

Non-Div I Games: Missouri S&amp;T 84 51

Indiana St.

Average RPI Win:	347	WON-LOST	WINNING	LAST 10	STRENGTH OF	OPP. STRENGTH	TEAM	ADJ.	CONF.	ADJ CONF.
Average RPI Loss:	195	RECORD	PCT. RANK	GAMES	SCHEDULE	OF SCHEDULE	RPI	RPI	RPI	RPI
DIV. I ONLY	2- 28	347	2- 8	238	292	340	340	28	28	
DIV. I NON-CONF.	0- 11	337	0- 0	119	209	325	325	25	25	
-----										
TOTALS	RPI 1-25	RPI 26-50	W-L RECORDS	RPI 51-100	RPI 101-999	RPI 201+				
2- 28	0- 0	0- 2	OVERALL	0- 5	2- 21	2- 14				
1- 13	0- 0	0- 1	HOME	0- 2	1- 10	1- 6				
1- 14	0- 0	0- 1	AWAY	0- 3	1- 10	1- 7				
0- 1	0- 0	0- 0	NEUTRAL	0- 0	0- 1	0- 1				
0- 11	0- 0	0- 0	NON-CONFERENCE	0- 5	0- 6	0- 3				
0- 5	0- 0	0- 0	HOME	0- 2	0- 3	0- 1				
0- 6	0- 0	0- 0	AWAY	0- 3	0- 3	0- 2				
0- 0	0- 0	0- 0	NEUTRAL	0- 0	0- 0	0- 0				
2- 17	0- 0	0- 2	CONFERENCE	0- 0	2- 15	2- 11				
1- 8	0- 0	0- 1	HOME	0- 0	1- 7	1- 5				
1- 8	0- 0	0- 1	AWAY	0- 0	1- 7	1- 5				
0- 1	0- 0	0- 0	NEUTRAL	0- 0	0- 1	0- 1				

RPI 1-25				RPI 26-50				RPI 51-100				RPI 101+				Team's RPI : 340	
RPI	S	Opponent	Score	RPI	S	Opponent	Score	RPI	S	Opponent	Score	RPI	S	Opponent	Score		
				42	A	Qui nni pi ac	47 90	69	H	Tol edo	57 74	171	H	Kansas	58 72		
				42	H	Qui nni pi ac	38 74	72	A	Duquesne	59 80	174	A	Marist	55 75		
								79	A	Fordham	48 78	174	H	Marist	45 55		
								87	H	Bucknel l	53 60	176	A	Stony Brook	46 63		
								97	A	Jacksonvi l l e	62 71	192	H	Temple	54 59		
												194	A	Si ena	51 64		
												194	H	Si ena	48 70		
												228	A	Niagara	59 73		
												239	H	Hofstra	43 68		
												252	A	St. Franci s Brookl yn	63 72		
												259	A	Manhattan	63 67		
												259	H	Manhattan	48 57		
												259	N	Manhattan	39 55		
												262	A	Ri der	53 80		
												262	H	Ri der	49 62		
												265	A	Fai rfi el d	39 59		
												265	H	Fai rfi el d	68 78		
												273	A	Ari zona	58 71		
												284	H	Can i si us	49 53		
												289	A	Monmouth	56 68		
												289	H	Monmouth	56 62		
												347	A	Sai nt Peter' s	55 31		
												347	H	Sai nt Peter' s	52 42		
LAST 12 Division I GAMES:																	
				259	N	Manhattan	39 55	265	H	Fai rfi el d	68 78						
				265	A	Fai rfi el d	39 59	42	A	Qui nni pi ac	47 90						
				174	H	Marist	45 55	174	A	Marist	55 75						
				259	H	Manhattan	48 57	347	H	Sai nt Peter' s	52 42						
				347	A	Sai nt Peter' s	55 31	262	H	Ri der	49 62						
				262	A	Ri der	53 80	289	A	Monmouth	56 68						

Non-Div I Games:

Iona

Average RPI Win:	122	WON-LOST	WINNING	LAST 10	STRENGTH OF	OPP. STRENGTH	TEAM	ADJ.	CONF.	ADJ CONF.
Average RPI Loss:	43	RECORD	PCT. RANK	GAMES	SCHEDULE	OF SCHEDULE	RPI	RPI	RPI	RPI
DIV. I ONLY	24- 6	24	9- 1	24	60	16	16	3	3	
DIV. I NON-CONF.	12- 1	6	0- 0	34	91	11	11	4	4	
-----										
TOTALS	RPI 1-25	RPI 26-50	W-L RECORDS	RPI 51-100	RPI 101-999	RPI 201+				
24- 6	1- 2	6- 1	OVERALL	4- 3	13- 0	5- 0				
13- 3	1- 1	4- 0	HOME	3- 2	5- 0	2- 0				
7- 3	0- 1	1- 1	AWAY	1- 1	5- 0	2- 0				
4- 0	0- 0	1- 0	NEUTRAL	0- 0	3- 0	1- 0				
12- 1	0- 1	3- 0	NON-CONFERENCE	1- 0	8- 0	2- 0				
7- 1	0- 1	2- 0	HOME	1- 0	4- 0	1- 0				
2- 0	0- 0	0- 0	AWAY	0- 0	2- 0	0- 0				
3- 0	0- 0	1- 0	NEUTRAL	0- 0	2- 0	1- 0				
12- 5	1- 1	3- 1	CONFERENCE	3- 3	5- 0	3- 0				
6- 2	1- 0	2- 0	HOME	2- 2	1- 0	1- 0				
5- 3	0- 1	1- 1	AWAY	1- 1	3- 0	2- 0				
1- 0	0- 0	0- 0	NEUTRAL	0- 0	1- 0	0- 0				

RPI 1-25				Team's RPI: 16				RPI 26-50				RPI 51-100				RPI 101+			
RPI	S	Opponent	Score	RPI	S	Opponent	Score	RPI	S	Opponent	Score	RPI	S	Opponent	Score	RPI	S	Opponent	Score
6	H	Ohio St.	103 89	35	H	Michigan	82 72	53	H	Indiana	75 62	106	A	Iowa St.	61 55				
7	H	Florida St.	93 94	39	A	Rutgers	77 67	60	H	Purdue	70 76	110	H	Northern Ill.	105 80				
21	A	Maryland	64 80	42	H	Quinnipiac	83 67	61	A	Nebraska	65 74	122	H	Western Mich.	79 56				
				45	N	Elon	74 61	61	H	Nebraska	74 92	133	A	UNI	71 47				
				49	A	Minnesota	72 77	62	A	Michigan St.	71 68	157	N	Charlotte	77 64				
				49	H	Minnesota	92 84	77	H	Drake	79 66	160	H	Samford	80 59				
				50	H	Western Ky.	104 97	90	H	Penn St.	80 76	168	A	Northwestern	70 61				
LAST 12 Division I GAMES:																			
168	N	Northwestern	55 45	49	H	Minnesota	92 84	168	N	Northwestern	55 45								
53	H	Indiana	75 62	62	A	Michigan St.	71 68	205	A	Wisconsin	56 46								
39	A	Rutgers	77 67	61	H	Nebraska	74 92	205	H	Wisconsin	88 61								
205	H	Wisconsin	88 61	6	H	Ohio St.	103 89	229	A	Illinois	84 71								
168	A	Northwestern	70 61	49	A	Minnesota	72 77	278	N	Morgan St.	90 46								
90	H	Penn St.	80 76	61	A	Nebraska	65 74	331	H	Ark.-Pine Bluff	85 45								

Non-Div I Games:

Iowa

Average RPI Win:	178	WON-LOST	WINNING	LAST 10	STRENGTH OF	OPP. STRENGTH	TEAM	ADJ.	CONF.	ADJ CONF.
Average RPI Loss:	52	RECORD	PCT. RANK	GAMES	SCHEDULE	OF SCHEDULE	RPI	RPI	RPI	RPI
DIV. I ONLY	13- 16	209	5- 5	36	29	106	106	4	4	
DIV. I NON-CONF.	6- 5	153	0- 0	129	82	141	141	5	5	
-----										
TOTALS	RPI 1-25	RPI 26-50	W-L RECORDS	RPI 51-100	RPI 101-999	RPI 201+				
13- 16	0- 6	0- 2	OVERALL	4- 6	9- 2	6- 0				
7- 8	0- 3	0- 1	HOME	1- 4	6- 0	5- 0				
5- 7	0- 2	0- 1	AWAY	3- 2	2- 2	1- 0				
1- 1	0- 1	0- 0	NEUTRAL	0- 0	1- 0	0- 0				
6- 5	0- 2	0- 0	NON-CONFERENCE	1- 1	5- 2	4- 0				
5- 1	0- 1	0- 0	HOME	1- 0	4- 0	4- 0				
0- 3	0- 0	0- 0	AWAY	0- 1	0- 2	0- 0				
1- 1	0- 1	0- 0	NEUTRAL	0- 0	1- 0	0- 0				
7- 11	0- 4	0- 2	CONFERENCE	3- 5	4- 0	2- 0				
2- 7	0- 2	0- 1	HOME	0- 4	2- 0	1- 0				
5- 4	0- 2	0- 1	AWAY	3- 1	2- 0	1- 0				
0- 0	0- 0	0- 0	NEUTRAL	0- 0	0- 0	0- 0				

RPI 1-25				RPI 26-50				RPI 51-100				RPI 101+				Team's RPI: 106
RPI	S	Opponent	Score	RPI	S	Opponent	Score	RPI	S	Opponent	Score	RPI	S	Opponent	Score	
4	A	Bayl or	49 89	29	A	Okl ahoma	71 80	51	A	Okl ahoma St.	78 69	128	N	Tul ane	67 64	
4	H	Bayl or	50 79	29	H	Okl ahoma	69 74	51	H	Okl ahoma St.	73 81	133	A	UNI	53 57	
11	A	Texas	55 87					57	H	South Dakota	81 76	147	A	Vanderbi l t	74 77	
11	H	Texas	59 72					67	A	West Vi rgi ni a	49 57	171	A	Kansas	65 56	
16	H	Iowa	55 61					67	H	West Vi rgi ni a	59 69	171	H	Kansas	71 69	
22	N	Central Mich.	60 81					77	A	Drake	80 83	230	H	Ni choll s St.	75 47	
								78	A	TCU	66 63	241	A	Texas Tech	66 54	
								78	H	TCU	52 75	241	H	Texas Tech	69 57	
								91	A	Kansas St.	80 45	258	H	UC Ri versi de	89 66	
								91	H	Kansas St.	60 67	280	H	UMKC	61 45	
												316	H	N. C. Central	99 58	
-----																
LAST 12 Division I GAMES:																
171	A	Kansas	65 56	91	A	Kansas St.	80 45									
11	H	Texas	59 72	78	H	TCU	52 75									
29	A	Okl ahoma	71 80	11	A	Texas	55 87									
241	H	Texas Tech	69 57	51	A	Okl ahoma St.	78 69									
78	A	TCU	66 63	67	H	West Vi rgi ni a	59 69									
51	H	Okl ahoma St.	73 81	4	H	Bayl or	50 79									

Non-Div I Games:

Iowa St.

Average RPI		Win: 305	WON-LOST RECORD	WINNING PCT. RANK	LAST 10 GAMES	STRENGTH OF SCHEDULE	OPP. STRENGTH OF SCHEDULE	TEAM RPI	ADJ. RPI	CONF. RPI	ADJ. CONF. RPI
Loss: 247											
DIV. I ONLY		11- 11	175	4- 6	349	346	307	307	32	32	
DIV. I NON-CONF.		2- 3	214	0- 0	349	295	342	342	32	32	
TOTALS		RPI 1-25	RPI 26-50	W-L RECORDS		RPI 51-100	RPI 101-999	RPI 201+			
11- 11	0- 0		0- 0	OVERALL		0- 0	11- 11	11- 8			
6- 4	0- 0		0- 0	HOME		0- 0	6- 4	6- 3			
5- 7	0- 0		0- 0	AWAY		0- 0	5- 0	5- 0			
0- 0	0- 0		0- 0	NEUTRAL		0- 0	0- 0	0- 0			
2- 3	0- 0		0- 0	NON-CONFERENCE		0- 0	2- 3	2- 2			
0- 1	0- 0		0- 0	HOME		0- 0	0- 1	0- 1			
2- 2	0- 0		0- 0	AWAY		0- 0	2- 2	2- 1			
0- 0	0- 0		0- 0	NEUTRAL		0- 0	0- 0	0- 0			
9- 8	0- 0		0- 0	CONFERENCE		0- 0	9- 8	9- 6			
6- 3	0- 0		0- 0	HOME		0- 0	6- 3	6- 2			
3- 5	0- 0		0- 0	AWAY		0- 0	3- 5	3- 4			
0- 0	0- 0		0- 0	NEUTRAL		0- 0	0- 0	0- 0			

RPI 1-25				RPI 26-50				RPI 51-100				RPI 101+				Team's RPI: 307	
RPI	S	Opponent	Score	RPI	S	Opponent	Score	RPI	S	Opponent	Score	RPI	S	Opponent	Score		
												187	A	Memphi s	53	64	
												190	A	Southern U.	76	86	
												190	H	Southern U.	58	68	
												219	A	Texas Southern	66	71	
												219	H	Texas Southern	74	77	
												230	H	Ni chol l s St.	64	90	
												235	A	Grambl ing	89	93	
												235	H	Grambl ing	82	70	
												243	A	Prai rie View	73	85	
												243	H	Prai rie View	70	61	
												298	A	Al corn	74	51	
												298	H	Al corn	94	69	
												310	H	Al abama A&M	59	43	
												315	A	Al abama St.	69	50	
												315	H	Al abama St.	70	61	
												330	A	Ill . -Chi cago	76	63	
												331	A	Ark. -Pi ne Bl uff	60	54	
												331	H	Ark. -Pi ne Bl uff	60	66	
												335	A	Sam Houston St.	68	74	
												338	A	Mi ssi ssi ppi Val .	61	72	
												338	H	Mi ssi ssi ppi Val .	68	67	
												345	A	Chi cago St.	87	69	
LAST 12 Division I GAMES:																	
				315	A	Al abama St.	69	50	190	H	Southern U.	58	68				
				331	H	Ark. -Pi ne Bl uff	60	66	298	H	Al corn	94	69				
				338	H	Mi ssi ssi ppi Val .	68	67	331	A	Ark. -Pi ne Bl uff	60	54				
				235	A	Grambl ing	89	93	338	A	Mi ssi ssi ppi Val .	61	72				
				243	A	Prai rie View	73	85	235	H	Grambl ing	82	70				
				219	A	Texas Southern	66	71	243	H	Prai rie View	70	61				

[illegible]

■ Loss, ■ Non-Conf, S Site, H Home A Away N Neutral



Average RPI Win:	265	WON-LOST	WINNING	LAST 10	STRENGTH OF	OPP. STRENGTH	TEAM	ADJ.	CONF.	ADJ CONF.
Average RPI Loss:	82	RECORD	PCT. RANK	GAMES	SCHEDULE	OF SCHEDULE	RPI	RPI	RPI	RPI
DIV. I ONLY	19- 7	58	8- 2	280	236	97	97	24	24	
DIV. I NON-CONF.	7- 5	132	0- 0	225	187	108	108	22	22	
-----										
TOTALS	RPI 1-25	RPI 26-50	W-L RECORDS	RPI 51-100	RPI 101-999	RPI 201+				
19- 7	0- 2	0- 0	OVERALL	0- 3	19- 2	15- 0				
9- 1	0- 0	0- 0	HOME	0- 1	9- 0	8- 0				
9- 6	0- 2	0- 0	AWAY	0- 2	9- 2	6- 0				
1- 0	0- 0	0- 0	NEUTRAL	0- 0	1- 0	1- 0				
7- 5	0- 2	0- 0	NON-CONFERENCE	0- 1	7- 2	5- 0				
3- 0	0- 0	0- 0	HOME	0- 0	3- 0	3- 0				
3- 5	0- 2	0- 0	AWAY	0- 1	3- 2	1- 0				
1- 0	0- 0	0- 0	NEUTRAL	0- 0	1- 0	1- 0				
12- 2	0- 0	0- 0	CONFERENCE	0- 2	12- 0	10- 0				
6- 1	0- 0	0- 0	HOME	0- 1	6- 0	5- 0				
6- 1	0- 0	0- 0	AWAY	0- 1	6- 0	5- 0				
0- 0	0- 0	0- 0	NEUTRAL	0- 0	0- 0	0- 0				

RPI 1-25				RPI 26-50				RPI 51-100 Team's RPI: 97				RPI 101+			
RPI	S	Opponent	Score	RPI	S	Opponent	Score	RPI	S	Opponent	Score	RPI	S	Opponent	Score
7	A	Florida St.	50 82					52	A	FGCU	58 63	131	A	Bethune-Cookman	68 58
20	A	NC State	44 64					52	H	FGCU	63 65	166	A	South Ala.	60 58
								93	A	Alabama	60 75	169	A	Florida	59 69
												180	A	Troy	88 89
												182	A	Stetson	61 54
												182	H	Stetson	73 63
												230	A	Nicholls St.	69 61
												251	A	North Florida	66 48
												251	H	North Florida	64 43
												256	N	Northern Ky.	61 49
												264	A	Lipscomb	70 63
												264	H	Lipscomb	70 48
												289	H	Monmouth	74 65
												294	A	USC Upstate	71 45
												294	H	USC Upstate	65 49
												303	A	Kennesaw St.	67 49
												303	H	Kennesaw St.	84 49
												340	H	Iona	71 62
												343	A	NJIT	88 58
												343	H	NJIT	73 53
												344	H	Savannah St.	74 46
-----															
LAST 12 Division I GAMES:															
251	H	North Florida	64 43	52	H	FGCU	63 65	182	H	Stetson	73 63				
343	H	NJIT	73 53	52	A	FGCU	58 63	294	A	USC Upstate	71 45				
294	H	USC Upstate	65 49	343	A	NJIT	88 58	303	H	Kennesaw St.	84 49				
264	A	Lipscomb	70 63	303	H	Kennesaw St.	84 49								
303	A	Kennesaw St.	67 49												
182	A	Stetson	61 54												

Non-Div I Games: Flagler 79 52 Edward Waters 79 58 Webber Int'l 64 43

Jacksonville

Average RPI Win:	269	WON-LOST	WINNING	LAST 10	STRENGTH OF	OPP. STRENGTH	TEAM	ADJ.	CONF.	ADJ CONF.
Average RPI Loss:	160	RECORD	PCT. RANK	GAMES	SCHEDULE	OF SCHEDULE	RPI	RPI	RPI	RPI
DIV. I ONLY	17- 11	108	7- 3	259	289	164	164	25	25	
DIV. I NON-CONF.	4- 5	202	0- 0	258	180	214	214	27	27	
-----										
TOTALS	RPI 1-25	RPI 26-50	W-L RECORDS	RPI 51-100	RPI 101-999	RPI 201+				
17- 11	0- 1	0- 0	OVERALL	0- 3	17- 7	13- 3				
8- 4	0- 1	0- 0	HOME	0- 1	8- 2	7- 1				
7- 7	0- 0	0- 0	AWAY	0- 2	7- 1	6- 0				
2- 0	0- 0	0- 0	NEUTRAL	0- 0	2- 0	0- 0				
4- 5	0- 1	0- 0	NON-CONFERENCE	0- 1	4- 3	3- 1				
2- 1	0- 1	0- 0	HOME	0- 0	2- 0	2- 0				
1- 4	0- 0	0- 0	AWAY	0- 1	1- 3	1- 1				
1- 0	0- 0	0- 0	NEUTRAL	0- 0	1- 0	0- 0				
13- 6	0- 0	0- 0	CONFERENCE	0- 2	13- 4	10- 2				
6- 3	0- 0	0- 0	HOME	0- 1	6- 2	5- 1				
6- 3	0- 0	0- 0	AWAY	0- 1	6- 2	5- 1				
1- 0	0- 0	0- 0	NEUTRAL	0- 0	1- 0	0- 0				

RPI 1-25				RPI 26-50				RPI 51-100				RPI 101+				Team's RPI: 164
RPI	S	Opponent	Score	RPI	S	Opponent	Score	RPI	S	Opponent	Score	RPI	S	Opponent	Score	
7	H	Florida St.	51 75					66	A	Bel mont	55 71	124	A	Seton Hall	54 73	
								66	H	Bel mont	35 66	155	A	SIUE	41 65	
								83	A	Mi ami (OH)	55 58	161	A	Clemson	45 53	
												170	H	UT Martin	57 61	
												193	A	Morehead St.	67 65	
												193	H	Morehead St.	70 64	
												193	N	Morehead St.	69 56	
												199	N	East Carolina	82 73	
												223	A	New Orleans	59 54	
												227	H	Southeast Mo. St.	55 48	
												248	A	Austin Peay	51 50	
												248	H	Austin Peay	65 47	
												290	A	Murray St.	59 55	
												290	H	Murray St.	97 65	
												301	A	Georgia St.	41 55	
												310	H	Alabama A&M	49 33	
												312	A	Tennessee Tech	73 59	
												312	H	Tennessee Tech	58 60	
												313	A	Eastern Ky.	44 48	
												313	H	Eastern Ky.	65 51	
												329	A	Tennessee St.	75 56	
												329	H	Tennessee St.	62 61	
												333	H	Rhode Island	63 53	
												346	A	Eastern Ill.	59 50	
LAST 12 Division I GAMES:																
193	N	Morehead St.	69 56	312	H	Tennessee Tech	58 60									
312	A	Tennessee Tech	73 59	155	A	SIUE	41 65									
66	H	Belmont	35 66	346	A	Eastern Ill.	59 50									
248	A	Austin Peay	51 50	227	H	Southeast Mo. St.	55 48									
290	A	Murray St.	59 55	170	H	UT Martin	57 61									
329	H	Tennessee St.	62 61	313	A	Eastern Ky.	44 48									

Non-Div I Games: Stillman 93 38 Brewton-Parker 103 44

Jacksonville St.

Average RPI	Win: 202	WON-LOST	WINNING	LAST 10	STRENGTH OF	OPP. STRENGTH	TEAM	ADJ.	CONF.	ADJ CONF.
Average RPI	Loss: 46	RECORD	PCT. RANK	GAMES	SCHEDULE	OF SCHEDULE	RPI	RPI	RPI	RPI
DIV. I ONLY	19- 9	77	8- 2	78	105	63	63	10	10	
DIV. I NON-CONF.	4- 7	226	0- 0	50	25	162	162	12	12	
-----										
TOTALS	RPI 1-25	RPI 26-50	W-L RECORDS	RPI 51-100	RPI 101-999	RPI 201+				
19- 9	0- 2	2- 5	OVERALL	1- 1	16- 1	11- 0				
11- 3	0- 1	2- 1	HOME	1- 0	8- 1	6- 0				
8- 5	0- 1	0- 3	AWAY	0- 1	8- 0	5- 0				
0- 1	0- 0	0- 1	NEUTRAL	0- 0	0- 0	0- 0				
4- 7	0- 2	0- 3	NON-CONFERENCE	1- 1	3- 1	3- 0				
3- 3	0- 1	0- 1	HOME	1- 0	2- 1	2- 0				
1- 3	0- 1	0- 1	AWAY	0- 1	1- 0	1- 0				
0- 1	0- 0	0- 1	NEUTRAL	0- 0	0- 0	0- 0				
15- 2	0- 0	2- 2	CONFERENCE	0- 0	13- 0	8- 0				
8- 0	0- 0	2- 0	HOME	0- 0	6- 0	4- 0				
7- 2	0- 0	0- 2	AWAY	0- 0	7- 0	4- 0				
0- 0	0- 0	0- 0	NEUTRAL	0- 0	0- 0	0- 0				

RPI 1-25				RPI 26-50				RPI 51-100				Team's RPI: 63	RPI 101+			
RPI	S	Opponent	Score	RPI	S	Opponent	Score	RPI	S	Opponent	Score		RPI	S	Opponent	Score
7	H	Florida St.	63 79	27	N	Villanova	57 60	71	A	St. John's (NY)	64 81		121	A	Delaware	56 53
9	A	Tennessee	60 89	31	A	Dayton	54 82	88	H	Liberty	58 47		121	H	Delaware	67 56
				39	H	Rutgers	63 76						137	A	Northeastern	60 57
				43	A	Drexel	71 73						137	H	Northeastern	72 43
				43	H	Drexel	56 48						145	H	Saint Joseph's	66 73
				45	A	Elon	43 50						153	A	William & Mary	86 41
				45	H	Elon	70 67						239	A	Hofstra	55 42
													239	H	Hofstra	73 56
													257	A	UNCW	63 48
													257	H	UNCW	65 48
													270	A	Towson	64 55
													270	H	Towson	69 45
													274	A	Col. of Charleston	67 45
													274	H	Col. of Charleston	67 53
													286	H	Bryant	67 36
													292	A	Vermont	68 56
													334	H	Wagner	68 45
-----																
LAST 12 Division I GAMES:																
				121	H	Delaware	67 56	45	A	Elon	43 50					
				43	A	Drexel	71 73	153	A	William & Mary	86 41					
				257	H	UNCW	65 48	274	H	Col. of Charleston	67 53					
				121	A	Delaware	56 53	239	H	Hofstra	73 56					
				270	A	Towson	64 55	257	A	UNCW	63 48					
				137	H	Northeastern	72 43	274	A	Col. of Charleston	67 45					

Non-Div I Games:

James Madison

Average RPI Win:	200	WON-LOST	WINNING	LAST 10	STRENGTH OF	OPP. STRENGTH	TEAM	ADJ.	CONF.	ADJ CONF.
Average RPI Loss:	66	RECORD	PCT. RANK	GAMES	SCHEDULE	OF SCHEDULE	RPI	RPI	RPI	RPI
DIV. I ONLY	12- 17	224	1- 9	75	62	171	171	4	4	
DIV. I NON-CONF.	9- 2	33	0- 0	234	271	101	101	5	5	
-----										
TOTALS	RPI 1-25	RPI 26-50	W-L RECORDS	RPI 51-100	RPI 101-999	RPI 201+				
12- 17	0- 4	0- 2	OVERALL	2- 8	10- 3	7- 1				
10- 8	0- 2	0- 1	HOME	2- 3	8- 2	5- 1				
2- 9	0- 2	0- 1	AWAY	0- 5	2- 1	2- 0				
0- 0	0- 0	0- 0	NEUTRAL	0- 0	0- 0	0- 0				
9- 2	0- 0	0- 0	NON-CONFERENCE	0- 2	9- 0	6- 0				
8- 1	0- 0	0- 0	HOME	0- 1	8- 0	5- 0				
1- 1	0- 0	0- 0	AWAY	0- 1	1- 0	1- 0				
0- 0	0- 0	0- 0	NEUTRAL	0- 0	0- 0	0- 0				
3- 15	0- 4	0- 2	CONFERENCE	2- 6	1- 3	1- 1				
2- 7	0- 2	0- 1	HOME	2- 2	0- 2	0- 1				
1- 8	0- 2	0- 1	AWAY	0- 4	1- 1	1- 0				
0- 0	0- 0	0- 0	NEUTRAL	0- 0	0- 0	0- 0				

RPI 1-25				RPI 26-50				RPI 51-100				RPI 101+ Team's RPI: 171			
RPI	S	Opponent	Score	RPI	S	Opponent	Score	RPI	S	Opponent	Score	RPI	S	Opponent	Score
4	A	Bayl or	51 88	29	A	Okl ahoma	64 97	51	A	Okl ahoma St.	63 92	106	A	Iowa St.	69 71
4	H	Bayl or	48 83	29	H	Okl ahoma	52 72	51	H	Okl ahoma St.	66 59	106	H	Iowa St.	56 65
11	A	Texas	62 79					61	H	Nebraska	49 66	117	H	Ri ce	73 65
11	H	Texas	41 55					67	A	West Vi rgi ni a	46 76	130	H	Yale	81 75
								67	H	West Vi rgi ni a	54 74	138	H	Arkansas	71 60
								71	A	St. John' s (NY)	53 65	219	H	Texas Southern	72 37
								78	A	TCU	66 76	227	H	Southeast Mo. St.	51 50
								78	H	TCU	86 77	241	A	Texas Tech	60 47
								91	A	Kansas St.	67 91	241	H	Texas Tech	56 68
								91	H	Kansas St.	59 63	253	H	Campbel l	66 48
												280	H	UMKC	63 48
												331	H	Del aware St.	81 49
												340	A	Iona	72 58
-----															
LAST 12 Di vi si on I GAMES:															
106	H	Iowa St.	56 65	51	A	Okl ahoma St.	63 92	11	H	Texas	41 55				
91	A	Kansas St.	67 91	11	H	Kansas St.	59 63	29	A	Okl ahoma	64 97				
51	H	Okl ahoma St.	66 59	78	A	TCU	66 76	78	A	TCU	66 76				
4	A	Bayl or	51 88	241	H	Texas Tech	56 68								
67	A	West Vi rgi ni a	46 76												
29	H	Okl ahoma	52 72												

Non-Di v I Games:

Kansas

Average RPI Win:	178	WON-LOST	WINNING	LAST 10	STRENGTH OF	OPP. STRENGTH	TEAM	ADJ.	CONF.	ADJ CONF.
Average RPI Loss:	45	RECORD	PCT. RANK	GAMES	SCHEDULE	OF SCHEDULE	RPI	RPI	RPI	RPI
DIV. I ONLY	15- 14	170	4- 6	34	63	91	91	4	4	
DIV. I NON-CONF.	8- 3	65	0- 0	97	247	76	76	5	5	
-----										
TOTALS	RPI 1-25	RPI 26-50	W-L RECORDS	RPI 51-100	RPI 101-999	RPI 201+				
15- 14	0- 6	0- 2	OVERALL	3- 4	12- 2	6- 0				
9- 7	0- 2	0- 1	HOME	1- 2	8- 2	4- 0				
5- 6	0- 3	0- 1	AWAY	1- 2	4- 0	2- 0				
1- 1	0- 1	0- 0	NEUTRAL	1- 0	0- 0	0- 0				
8- 3	0- 2	0- 0	NON-CONFERENCE	1- 0	7- 1	4- 0				
6- 1	0- 0	0- 0	HOME	0- 0	6- 1	3- 0				
1- 1	0- 1	0- 0	AWAY	0- 0	1- 0	1- 0				
1- 1	0- 1	0- 0	NEUTRAL	1- 0	0- 0	0- 0				
7- 11	0- 4	0- 2	CONFERENCE	2- 4	5- 1	2- 0				
3- 6	0- 2	0- 1	HOME	1- 2	2- 1	1- 0				
4- 5	0- 2	0- 1	AWAY	1- 2	3- 0	1- 0				
0- 0	0- 0	0- 0	NEUTRAL	0- 0	0- 0	0- 0				

RPI 1-25				RPI 26-50				RPI 51-100				Team's RPI: 91				RPI 101+			
RPI	S	Opponent	Score	RPI	S	Opponent	Score	RPI	S	Opponent	Score	RPI	S	Opponent	Score	RPI	S	Opponent	Score
4	A	Bayl or	50 75	29	A	Okl ahoma	49 68	51	A	Okl ahoma St.	68 76	103	H	Little Rock	66 51				
4	H	Bayl or	58 88	29	H	Okl ahoma	71 76	51	H	Okl ahoma St.	80 64	106	A	Iowa St.	67 60				
10	N	UCLA	55 64					67	A	West Vi rgi ni a	60 52	106	H	Iowa St.	45 80				
11	A	Texas	54 76					67	H	West Vi rgi ni a	66 75	109	H	SFA	74 49				
11	H	Texas	64 75					78	A	TCU	70 87	133	H	UNI	71 72				
19	A	Mi ssouri	59 73					78	H	TCU	63 68	167	H	UT Arling ton	70 56				
								90	N	Penn St.	70 65	171	A	Kansas	63 59				
												171	H	Kansas	91 67				
												226	A	North Texas	55 54				
												236	H	Omaha	81 60				
												241	A	Texas Tech	86 63				
												241	H	Texas Tech	83 69				
												341	H	Flori da A&M	81 57				
												345	H	Chi cago St.	99 51				
-----																			
										LAST 12 Division I GAMES:									
241	A	Texas Tech	86 63	106	H	Iowa St.	45 80	29	A	Okl ahoma	49 68	171	A	Kansas	63 59				
171	H	Kansas	91 67	78	A	TCU	63 68	4	A	Bayl or	50 75	29	H	Okl ahoma	71 76				
67	H	West Vi rgi ni a	66 75																
78	A	TCU	70 87																
11	A	Texas	54 76																
241	H	Texas Tech	83 69																

Non-Div I Games:

Kansas St.

Average RPI	Win: 290	WON-LOST RECORD	WINNING PCT. RANK	LAST 10 GAMES	STRENGTH OF SCHEDULE	OPP. STRENGTH OF SCHEDULE	TEAM RPI	ADJ. RPI	CONF. RPI	ADJ CONF. RPI
Average RPI	Loss: 165									
DIV. I ONLY	6- 18	295	3- 7	284	201	303	303	24	24	
DIV. I NON-CONF.	3- 7	254	0- 0	271	71	251	251	22	22	
TOTALS	RPI 1-25	RPI 26-50	W-L RECORDS	RPI 51-100	RPI 101-999	RPI 201+				
6- 18	0- 1	0- 0	OVERALL	0- 6	6- 11	5- 6				
3- 6	0- 0	0- 0	HOME	0- 2	3- 4	2- 3				
3- 10	0- 0	0- 0	AWAY	0- 3	3- 7	3- 3				
0- 2	0- 1	0- 0	NEUTRAL	0- 1	0- 0	0- 0				
3- 7	0- 1	0- 0	NON-CONFERENCE	0- 2	3- 4	3- 0				
1- 1	0- 0	0- 0	HOME	0- 0	1- 1	1- 0				
2- 4	0- 0	0- 0	AWAY	0- 1	2- 3	2- 0				
0- 2	0- 1	0- 0	NEUTRAL	0- 1	0- 0	0- 0				
3- 11	0- 0	0- 0	CONFERENCE	0- 4	3- 7	2- 6				
2- 5	0- 0	0- 0	HOME	0- 2	2- 3	1- 3				
1- 6	0- 0	0- 0	AWAY	0- 2	1- 4	1- 3				
0- 0	0- 0	0- 0	NEUTRAL	0- 0	0- 0	0- 0				

RPI	S	Opponent	Score	RPI	S	Opponent	Score	RPI	S	Opponent	Score	RPI	S	Opponent	Score
21	N	Maryland	35 89					52	A	FGCU	51 78	159	A	Ole Miss	63 92
								52	H	FGCU	57 78	161	A	Clemson	28 41
								65	A	Georgia Tech	48 86	182	A	Stetson	53 96
								75	N	Maine	39 75	182	H	Stetson	66 49
								97	A	Jacksonville	49 84	189	A	Furman	59 78
								97	H	Jacksonville	49 67	199	H	East Carolina	56 66
												247	A	Presbyterian	60 51
												251	A	North Florida	72 77
												251	H	North Florida	44 68
												264	A	Lipscomb	52 69
												264	H	Lipscomb	62 64
												294	A	USC Upstate	61 65
												294	H	USC Upstate	64 70
												301	H	Georgia St.	71 61
												326	A	Ga. Southern	60 58
												343	A	NJIT	61 58
												343	H	NJIT	80 65
LAST 12 Division I GAMES:															
264	A	Lipscomb	52 69	294	H	USC Upstate	64 70								
52	A	FGCU	51 78	343	H	NJIT	80 65								
182	A	Stetson	53 96	294	A	USC Upstate	61 65								
251	H	North Florida	44 68	182	H	Stetson	66 49								
97	H	Jacksonville	49 67	52	H	FGCU	57 78								
343	A	NJIT	61 58	97	A	Jacksonville	49 84								

Non-Div I Games: Middle Ga. St. 81 65

Kennesaw St.

Average RPI Win:	216	WON-LOST	WINNING	LAST 10	STRENGTH OF	OPP. STRENGTH	TEAM	ADJ.	CONF.	ADJ CONF.
Average RPI Loss:	80	RECORD	PCT. RANK	GAMES	SCHEDULE	OF SCHEDULE	RPI	RPI	RPI	RPI
DIV. I ONLY	12- 17	224	3- 7	110	89	162	162	7	7	
DIV. I NON-CONF.	7- 5	132	0- 0	133	117	97	97	8	8	
-----										
TOTALS	RPI 1-25	RPI 26-50	W-L RECORDS	RPI 51-100	RPI 101-999	RPI 201+				
12- 17	0- 4	0- 3	OVERALL	1- 5	11- 5	8- 2				
4- 7	0- 1	0- 1	HOME	0- 3	4- 2	4- 0				
6- 7	0- 0	0- 0	AWAY	1- 1	5- 1	3- 0				
2- 3	0- 1	0- 1	NEUTRAL	0- 1	2- 0	1- 0				
7- 5	0- 1	0- 2	NON-CONFERENCE	0- 2	7- 0	4- 0				
1- 1	0- 0	0- 0	HOME	0- 1	1- 0	1- 0				
4- 1	0- 0	0- 1	AWAY	0- 0	4- 0	2- 0				
2- 3	0- 1	0- 1	NEUTRAL	0- 1	2- 0	1- 0				
5- 12	0- 3	0- 1	CONFERENCE	1- 3	4- 5	4- 2				
3- 6	0- 1	0- 1	HOME	0- 2	3- 2	3- 0				
2- 6	0- 2	0- 0	AWAY	1- 1	1- 3	1- 2				
0- 0	0- 0	0- 0	NEUTRAL	0- 0	0- 0	0- 0				

RPI 1-25				RPI 26-50				RPI 51-100				RPI 101+ Team's RPI: 162			
RPI	S	Opponent	Score	RPI	S	Opponent	Score	RPI	S	Opponent	Score	RPI	S	Opponent	Score
13	N	Stanford	54 79	35	A	Michigan	41 54	52	N	FGCU	62 80	110	A	Northern Ill.	79 81
15	A	Buffalo	42 80	38	H	Ball St.	58 79	69	A	Toledo	62 55	110	H	Northern Ill.	62 72
15	H	Buffalo	51 81	40	N	Gonzaga	57 77	83	H	Miami (OH)	59 65	122	H	Western Mich.	61 66
22	A	Central Mich.	84 88					89	A	Ohio	78 79	128	A	Robert Morris	46 31
								89	H	Ohio	65 78	158	A	Youngstown St.	55 44
								94	H	Wright St.	60 72	187	N	Memphis	70 55
												211	A	Bowling Green	50 60
												211	H	Bowling Green	81 57
												216	A	Eastern Mich.	67 60
												216	H	Eastern Mich.	76 69
												225	A	Akron	60 75
												225	H	Akron	60 55
												256	A	Northern Ky.	59 54
												291	N	Southeastern La.	81 60
												313	A	Eastern Ky.	65 57
												320	H	Detroit Mercy	82 74
-----															
LAST 12 Division I GAMES:															
15	H	Buffalo	51 81	110	H	Northern Ill.	62 72								
225	H	Akron	60 55	211	H	Bowling Green	81 57								
89	A	Ohio	78 79	225	A	Akron	60 75								
83	H	Miami (OH)	59 65	69	A	Toledo	62 55								
89	H	Ohio	65 78	38	H	Ball St.	58 79								
15	A	Buffalo	42 80	211	A	Bowling Green	50 60								

Non-Div I Games:

Kent St.

Average RPI Win:	193	WON-LOST	WINNING	LAST 10	STRENGTH OF	OPP. STRENGTH	TEAM	ADJ.	CONF.	ADJ CONF.
Average RPI Loss:	34	RECORD	PCT. RANK	GAMES	SCHEDULE	OF SCHEDULE	RPI	RPI	RPI	RPI
DIV. I ONLY	15- 16	189	5- 5	17	55	85	85	2	2	
DIV. I NON-CONF.	8- 6	143	0- 0	109	133	116	116	2	2	
-----										
TOTALS	RPI 1-25	RPI 26-50	W-L RECORDS	RPI 51-100	RPI 101-999	RPI 201+				
15- 16	0- 9	0- 4	OVERALL	3- 1	12- 2	6- 0				
9- 7	0- 4	0- 3	HOME	2- 0	7- 0	5- 0				
5- 9	0- 5	0- 1	AWAY	0- 1	5- 2	1- 0				
1- 0	0- 0	0- 0	NEUTRAL	1- 0	0- 0	0- 0				
8- 6	0- 2	0- 2	NON-CONFERENCE	0- 1	8- 1	6- 0				
6- 2	0- 1	0- 1	HOME	0- 0	6- 0	5- 0				
2- 4	0- 1	0- 1	AWAY	0- 1	2- 1	1- 0				
0- 0	0- 0	0- 0	NEUTRAL	0- 0	0- 0	0- 0				
7- 10	0- 7	0- 2	CONFERENCE	3- 0	4- 1	0- 0				
3- 5	0- 3	0- 2	HOME	2- 0	1- 0	0- 0				
3- 5	0- 4	0- 0	AWAY	0- 0	3- 1	0- 0				
1- 0	0- 0	0- 0	NEUTRAL	1- 0	0- 0	0- 0				

RPI 1-25				RPI 26-50				RPI 51-100				RPI 101+			
RPI	S	Opponent	Score	RPI	S	Opponent	Score	RPI	S	Opponent	Score	RPI	S	Opponent	Score
3	A	Mississippi St.	55 74	26	H	LSU	70 72	52	A	FGCU	64 70	104	A	Middle Tenn.	57 62
3	H	Mississippi St.	63 85	28	H	Georgia	42 56	93	H	Alabama	79 54	105	A	Washington St.	73 68
4	A	Baylor	63 90	41	H	California	52 62	93	N	Alabama	71 64	138	A	Arkansas	76 65
5	H	Louisville	63 87	47	A	Miami (FL)	54 65	95	H	Auburn	65 48	138	H	Arkansas	78 57
9	H	Tennessee	49 63									147	A	Vanderbilt	55 70
17	A	South Carolina	63 81									159	A	Ole Miss	79 71
17	H	South Carolina	64 81									169	A	Florida	56 53
18	A	Texas A&M	70 74									193	H	Morehead St.	86 53
19	A	Missouri	78 83									222	H	Gardner-Webb	72 34
												238	A	Montana	71 54
												277	H	Sacramento St.	101 70
												308	H	Marshall	69 39
												312	H	Tennessee Tech	82 54
												349	H	Evansville	100 62
-----															
LAST 12 Division I GAMES:															
				93	N	Alabama	71 64	19	A	Missouri	78 83				
				3	H	Mississippi St.	63 85	26	H	LSU	70 72				
				159	A	Ole Miss	79 71	95	H	Auburn	65 48				
				17	A	South Carolina	63 81	138	A	Arkansas	76 65				
				138	H	Arkansas	78 57	93	H	Alabama	79 54				
				3	A	Mississippi St.	55 74	17	H	South Carolina	64 81				

Non-Div I Games:

Kentucky



Average RPI Win:	297	WON-LOST	WINNING	LAST 10	STRENGTH OF	OPP. STRENGTH	TEAM	ADJ.	CONF.	ADJ CONF.
Average RPI Loss:	186	RECORD	PCT. RANK	GAMES	SCHEDULE	OF SCHEDULE	RPI	RPI	RPI	RPI
DIV. I ONLY	10- 17	243	3- 7	277	336	275	275	29	29	
DIV. I NON-CONF.	4- 7	226	0- 0	259	325	264	264	29	29	
-----										
TOTALS	RPI 1-25	RPI 26-50	W-L RECORDS	RPI 51-100	RPI 101-999	RPI 201+				
10- 17	0- 0	0- 1	OVERALL	0- 2	10- 14	10- 8				
5- 7	0- 0	0- 1	HOME	0- 1	5- 5	5- 3				
5- 10	0- 0	0- 0	AWAY	0- 0	5- 1	5- 1				
0- 0	0- 0	0- 0	NEUTRAL	0- 0	0- 0	0- 0				
4- 7	0- 0	0- 1	NON-CONFERENCE	0- 2	4- 4	4- 2				
2- 3	0- 0	0- 1	HOME	0- 1	2- 1	2- 1				
2- 4	0- 0	0- 0	AWAY	0- 1	2- 3	2- 1				
0- 0	0- 0	0- 0	NEUTRAL	0- 0	0- 0	0- 0				
6- 10	0- 0	0- 0	CONFERENCE	0- 0	6- 10	6- 6				
3- 4	0- 0	0- 0	HOME	0- 0	3- 4	3- 2				
3- 6	0- 0	0- 0	AWAY	0- 0	3- 6	3- 4				
0- 0	0- 0	0- 0	NEUTRAL	0- 0	0- 0	0- 0				

RPI S Opponent	Score	RPI S Opponent	Score	RPI S Opponent	Score	RPI S Opponent	Score	Team's RPI: 275
		35 H Michigan	49 86	81 H Navy	47 79	115 A Saint Francis (PA)	71 101	
				100 A George Mason	70 73	115 H Saint Francis (PA)	54 85	
						128 A Robert Morris	53 60	
						128 H Robert Morris	44 55	
						130 A Yale	51 62	
						163 A Army West Point	37 71	
						202 H Lehigh	72 69	
						245 A Lafayette	53 69	
						252 A St. Francis Brooklyn	54 64	
						252 H St. Francis Brooklyn	61 59	
						255 A Sacred Heart	43 63	
						255 H Sacred Heart	46 50	
						259 H Manhattan	38 72	
						285 A Fairleigh Dickinson	62 53	
						285 H Fairleigh Dickinson	49 61	
						286 A Bryant	56 75	
						293 A Mt. St. Mary's	61 59	
						293 H Mt. St. Mary's	53 48	
						295 A Central Conn. St.	61 54	
						325 A UMBC	66 52	
						334 A Wagner	44 52	
						334 H Wagner	74 69	
						343 A NJIT	67 49	
						347 H Saint Peter's	57 46	
LAST 12 Division I GAMES:								
255 A Sacred Heart	43 63	293 A Mt. St. Mary's	61 59					
285 A Fairleigh Dickinson	62 53	285 H Fairleigh Dickinson	49 61					
252 A St. Francis Brooklyn	54 64	255 H Sacred Heart	46 50					
115 H Saint Francis (PA)	54 85	295 A Central Conn. St.	61 54					
128 H Robert Morris	44 55	286 A Bryant	56 75					
334 A Wagner	44 52	293 H Mt. St. Mary's	53 48					

Non-Div I Games:

LIU Brooklyn

Average RPI Win:	135	WON-LOST	WINNING	LAST 10	STRENGTH OF	OPP. STRENGTH	TEAM	ADJ.	CONF.	ADJ CONF.
Average RPI Loss:	36	RECORD	PCT. RANK	GAMES	SCHEDULE	OF SCHEDULE	RPI	RPI	RPI	RPI
DIV. I ONLY	19- 8	64	7- 3	37	18	26	26	2	2	
DIV. I NON-CONF.	8- 3	65	0- 0	128	77	49	49	2	2	
-----										
TOTALS	RPI 1-25	RPI 26-50	W-L RECORDS	RPI 51-100	RPI 101-999	RPI 201+				
19- 8	3- 5	1- 1	OVERALL	3- 2	12- 0	4- 0				
11- 1	2- 1	1- 0	HOME	2- 0	6- 0	3- 0				
7- 6	1- 3	0- 1	AWAY	1- 2	5- 0	1- 0				
1- 1	0- 1	0- 0	NEUTRAL	0- 0	1- 0	0- 0				
8- 3	0- 2	0- 1	NON-CONFERENCE	0- 0	8- 0	4- 0				
4- 0	0- 0	0- 0	HOME	0- 0	4- 0	3- 0				
3- 2	0- 1	0- 1	AWAY	0- 0	3- 0	1- 0				
1- 1	0- 1	0- 0	NEUTRAL	0- 0	1- 0	0- 0				
11- 5	3- 3	1- 0	CONFERENCE	3- 2	4- 0	0- 0				
7- 1	2- 1	1- 0	HOME	2- 0	2- 0	0- 0				
4- 4	1- 2	0- 0	AWAY	1- 2	2- 0	0- 0				
0- 0	0- 0	0- 0	NEUTRAL	0- 0	0- 0	0- 0				

RPI 1-25				RPI 26-50				RPI 51-100				RPI 101+			
RPI	S	Opponent	Score	RPI	S	Opponent	Score	RPI	S	Opponent	Score	RPI	S	Opponent	Score
3	H	Mississippi St.	70 83	28	H	Georgia	71 60	85	A	Kentucky	72 70	103	A	Little Rock	56 37
9	H	Tennessee	70 59	36	A	Northern Colo.	50 58	93	A	Alabama	51 65	126	N	Saint Louis	71 59
11	N	Texas	66 75					93	H	Alabama	79 78	128	A	Tulane	73 50
14	A	South Fla.	55 61					95	A	Auburn	62 70	138	A	Arkansas	62 57
17	A	South Carolina	48 57					95	H	Auburn	59 56	147	H	Vanderbilt	85 65
18	A	Texas A&M	59 69									154	H	Louisiana	60 45
18	H	Texas A&M	80 78									159	H	Ole Miss	84 55
19	A	Missouri	69 65									169	A	Florida	66 59
Team's RPI: 26															
LAST 12 Division I GAMES:															
93	H	Alabama	79 78	85	A	Kentucky	72 70	28	H	Georgia	71 60	9	H	Tennessee	70 59
17	A	South Carolina	48 57	9	H	Tennessee	70 59	18	A	Texas A&M	59 69	95	H	Auburn	59 56
138	A	Arkansas	62 57	18	H	Texas A&M	80 78	169	A	Florida	66 59				
159	H	Ole Miss	84 55	95	A	Auburn	62 70								
18	H	Texas A&M	80 78												
95	A	Auburn	62 70												

Non-Div I Games:

LSU

Average RPI Win:	211	WON-LOST	WINNING	LAST 10	STRENGTH OF	OPP. STRENGTH	TEAM	ADJ.	CONF.	ADJ CONF.
Average RPI Loss:	142	RECORD	PCT. RANK	GAMES	SCHEDULE	OF SCHEDULE	RPI	RPI	RPI	RPI
DIV. I ONLY	8- 22	287	1- 9	122	159	244	244	13	13	
DIV. I NON-CONF.	5- 8	220	0- 0	112	201	160	160	10	10	
-----										
TOTALS	RPI 1-25	RPI 26-50	W-L RECORDS	RPI 51-100	RPI 101-999	RPI 201+				
8- 22	0- 0	0- 3	OVERALL	1- 8	7- 11	5- 5				
4- 8	0- 0	0- 2	HOME	1- 1	3- 5	2- 1				
3- 14	0- 0	0- 1	AWAY	0- 7	3- 6	3- 4				
1- 0	0- 0	0- 0	NEUTRAL	0- 0	1- 0	0- 0				
5- 8	0- 0	0- 2	NON-CONFERENCE	1- 2	4- 4	3- 3				
1- 3	0- 0	0- 1	HOME	1- 0	0- 2	0- 1				
3- 5	0- 0	0- 1	AWAY	0- 2	3- 2	3- 2				
1- 0	0- 0	0- 0	NEUTRAL	0- 0	1- 0	0- 0				
3- 14	0- 0	0- 1	CONFERENCE	0- 6	3- 7	2- 2				
3- 5	0- 0	0- 1	HOME	0- 1	3- 3	2- 0				
0- 9	0- 0	0- 0	AWAY	0- 5	0- 4	0- 2				
0- 0	0- 0	0- 0	NEUTRAL	0- 0	0- 0	0- 0				

RPI	S	Opponent	Score	RPI	S	Opponent	Score	RPI	S	Opponent	Score	RPI	S	Opponent	Score	Team's RPI: 244
27	H	Villanova	49 76	54	A	Harvard	61 70	126	H	Saint Louis	87 76					
31	H	Dayton	47 76	59	A	American	48 66	145	A	Saint Joseph's	49 70					
43	A	Drexel	54 79	70	H	Penn	66 59	145	H	Saint Joseph's	64 75					
				72	A	Duquesne	50 78	183	N	New Hampshire	59 51					
				79	A	Fordham	45 66	184	H	Davidson	51 58					
				99	A	George Washington	45 60	192	H	Temple	52 69					
				99	A	George Washington	49 69	201	A	Richmond	51 77					
				100	A	George Mason	55 65	201	H	Richmond	57 60					
				100	H	George Mason	56 69	202	A	Lehigh	69 61					
								205	A	Wisconsin	60 71					
								226	A	North Texas	44 70					
								245	A	Lafayette	74 47					
								250	H	St. Bonaventure	66 63					
								262	H	Rider	55 76					
								276	A	Massachusetts	66 69					
								282	H	VCU	62 57					
								331	A	Delaware St.	71 48					
								333	A	Rhode Island	63 72					
LAST 12 Division I GAMES:																
99	A	George Washington	49 69	126	H	Saint Louis	87 76									
100	A	George Mason	55 65	276	A	Massachusetts	66 69									
184	H	Davidson	51 58	99	A	George Washington	45 60									
145	A	Saint Joseph's	49 70	145	H	Saint Joseph's	64 75									
79	A	Fordham	45 66	282	H	VCU	62 57									
201	H	Richmond	57 60	333	A	Rhode Island	63 72									

Non-Div I Games:

La Salle

Average RPI Win:	271	WON-LOST	WINNING	LAST 10	STRENGTH OF	OPP. STRENGTH	TEAM	ADJ.	CONF.	ADJ CONF.
Average RPI Loss:	183	RECORD	PCT. RANK	GAMES	SCHEDULE	OF SCHEDULE	RPI	RPI	RPI	RPI
DIV. I ONLY	2- 24	342	0- 10	182	287	336	336	22	22	
DIV. I NON-CONF.	1- 8	313	0- 0	253	323	337	337	23	23	
-----										
TOTALS	RPI 1-25	RPI 26-50	W-L RECORDS	RPI 51-100	RPI 101-999	RPI 201+				
2- 24	0- 0	0- 0	OVERALL	0- 2	2- 22	2- 8				
2- 9	0- 0	0- 0	HOME	0- 0	2- 9	2- 3				
0- 15	0- 0	0- 0	AWAY	0- 1	0- 4	0- 1				
0- 0	0- 0	0- 0	NEUTRAL	0- 0	0- 0	0- 0				
1- 8	0- 0	0- 0	NON-CONFERENCE	0- 2	1- 6	1- 4				
1- 2	0- 0	0- 0	HOME	0- 0	1- 2	1- 2				
0- 6	0- 0	0- 0	AWAY	0- 2	0- 4	0- 2				
0- 0	0- 0	0- 0	NEUTRAL	0- 0	0- 0	0- 0				
1- 16	0- 0	0- 0	CONFERENCE	0- 0	1- 16	1- 4				
1- 7	0- 0	0- 0	HOME	0- 0	1- 7	1- 1				
0- 9	0- 0	0- 0	AWAY	0- 0	0- 9	0- 3				
0- 0	0- 0	0- 0	NEUTRAL	0- 0	0- 0	0- 0				

RPI 1-25				RPI 26-50				RPI 51-100				RPI 101+ Team's RPI : 336					
RPI	S	Opponent	Score	RPI	S	Opponent	Score	RPI	S	Opponent	Score	RPI	S	Opponent	Score		
								51	A	Oklahoma St.	58	112	103	A	Little Rock	37	57
								95	A	Auburn	41	67	103	H	Little Rock	47	71
												117	A	Rice	47	63	
												125	A	Louisiana Tech	49	71	
												140	A	Texas St.	52	86	
												140	H	Texas St.	45	81	
												154	A	Louisiana	55	63	
												154	H	Louisiana	48	76	
												166	A	South Ala.	55	72	
												166	H	South Ala.	60	67	
												167	A	UT Arlington	61	70	
												167	H	UT Arlington	53	80	
												180	A	Troy	62	94	
												180	H	Troy	79	86	
												213	A	Arkansas St.	62	76	
												223	H	New Orleans	51	89	
												233	H	Coastal Caro.	62	56	
												235	A	Grambling	52	61	
												269	H	Appalachian St.	67	71	
												279	A	McNeese	61	65	
												301	A	Georgia St.	57	70	
												309	H	Houston Baptist	77	73	
												326	A	Ga. Southern	45	75	
												337	H	Northwestern St.	48	70	
LAST 12 Division I GAMES:																	
103	H	Little Rock	47	71	326	A	Ga. Southern	45	75								
180	A	Troy	62	94	154	H	Louisiana	48	76								
166	A	South Ala.	55	72	166	H	South Ala.	60	67								
140	H	Texas St.	45	81	180	H	Troy	79	86								
167	H	UT Arlington	53	80	167	A	UT Arlington	61	70								
301	A	Georgia St.	57	70	140	A	Texas St.	52	86								

Non-Div I Games: Millsaps 73 41 Centenary (LA) 90 53

La. -Monroe

Average RPI Win:	257	WON-LOST	WINNING	LAST 10	STRENGTH OF	OPP. STRENGTH	TEAM	ADJ.	CONF.	ADJ CONF.
Average RPI Loss:	142	RECORD	PCT. RANK	GAMES	SCHEDULE	OF SCHEDULE	RPI	RPI	RPI	RPI
DIV. I ONLY	10- 18	250	3- 7	171	230	245	245	15	15	
DIV. I NON-CONF.	4- 6	214	0- 0	238	328	255	255	18	18	
-----										
TOTALS	RPI 1-25	RPI 26-50	W-L RECORDS	RPI 51-100	RPI 101-999	RPI 201+				
10- 18	0- 0	0- 2	OVERALL	0- 7	10- 9	10- 6				
6- 8	0- 0	0- 1	HOME	0- 3	6- 4	6- 3				
4- 10	0- 0	0- 1	AWAY	0- 4	4- 5	4- 3				
0- 0	0- 0	0- 0	NEUTRAL	0- 0	0- 0	0- 0				
4- 6	0- 0	0- 2	NON-CONFERENCE	0- 1	4- 3	4- 2				
3- 2	0- 0	0- 1	HOME	0- 0	3- 1	3- 1				
1- 4	0- 0	0- 1	AWAY	0- 1	1- 2	1- 1				
0- 0	0- 0	0- 0	NEUTRAL	0- 0	0- 0	0- 0				
6- 12	0- 0	0- 0	CONFERENCE	0- 6	6- 6	6- 4				
3- 6	0- 0	0- 0	HOME	0- 3	3- 3	3- 2				
3- 6	0- 0	0- 0	AWAY	0- 3	3- 3	3- 2				
0- 0	0- 0	0- 0	NEUTRAL	0- 0	0- 0	0- 0				

RPI	S	Opponent	Score	RPI	S	Opponent	Score	RPI	S	Opponent	Score	RPI	S	Opponent	Score
34	H	Princeton	45 53	59	A	American	66 74	128	A	Robert Morris	42 63				
43	A	Drexel	37 52	59	H	American	67 74	163	A	Army West Point	39 48				
				70	A	Penn	42 55	163	H	Army West Point	60 65				
				81	A	Navy	59 65	202	A	Lehigh	45 70				
				81	H	Navy	43 59	202	H	Lehigh	62 72				
				87	A	Bucknell	53 83	218	A	Boston U.	47 45				
				87	H	Bucknell	57 80	218	H	Boston U.	44 41				
								232	A	Holy Cross	69 65				
								232	H	Holy Cross	56 69				
								237	A	Loyola Maryland	73 64				
								237	H	Loyola Maryland	65 54				
								244	H	La Salle	47 74				
								262	H	Rider	60 45				
								271	A	Cornell	59 58				
								275	H	LIU Brooklyn	69 53				
								281	A	Colgate	55 60				
								281	H	Colgate	63 48				
								334	H	Wagner	70 52				
								347	A	Saint Peter's	61 64				
LAST 12 Division I GAMES:															
281	A	Colgate	55 60	163	A	Army West Point	39 48								
202	H	Lehigh	62 72	87	H	Bucknell	57 80								
218	H	Boston U.	44 41	232	H	Holy Cross	56 69								
59	A	American	66 74	218	A	Boston U.	47 45								
81	H	Navy	43 59	59	H	American	67 74								
237	A	Loyola Maryland	73 64	81	A	Navy	59 65								

Non-Div I Games:

Lafayette

Average RPI Win:	254	WON-LOST	WINNING	LAST 10	STRENGTH OF	OPP. STRENGTH	TEAM	ADJ.	CONF.	ADJ CONF.
Average RPI Loss:	107	RECORD	PCT. RANK	GAMES	SCHEDULE	OF SCHEDULE	RPI	RPI	RPI	RPI
DIV. I ONLY	17- 6	54	10- 0	258	247	92	92	26	26	
DIV. I NON-CONF.	1- 5	300	0- 0	38	11	187	187	26	26	
-----										
TOTALS	RPI 1-25	RPI 26-50	W-L RECORDS	RPI 51-100	RPI 101-999	RPI 201+				
17- 6	0- 1	0- 0	OVERALL	0- 2	17- 3	14- 0				
9- 0	0- 0	0- 0	HOME	0- 0	9- 0	8- 0				
7- 5	0- 1	0- 0	AWAY	0- 2	7- 2	6- 0				
1- 1	0- 0	0- 0	NEUTRAL	0- 0	1- 1	0- 0				
1- 5	0- 1	0- 0	NON-CONFERENCE	0- 2	1- 2	0- 0				
0- 0	0- 0	0- 0	HOME	0- 0	0- 0	0- 0				
0- 4	0- 1	0- 0	AWAY	0- 2	0- 1	0- 0				
1- 1	0- 0	0- 0	NEUTRAL	0- 0	1- 1	0- 0				
16- 1	0- 0	0- 0	CONFERENCE	0- 0	16- 1	14- 0				
9- 0	0- 0	0- 0	HOME	0- 0	9- 0	8- 0				
7- 1	0- 0	0- 0	AWAY	0- 0	7- 1	6- 0				
0- 0	0- 0	0- 0	NEUTRAL	0- 0	0- 0	0- 0				

RPI 1-25				RPI 26-50				RPI 51-100 Team's RPI: 92				RPI 101+			
RPI	S	Opponent	Score	RPI	S	Opponent	Score	RPI	S	Opponent	Score	RPI	S	Opponent	Score
4	A	Baylor	62 121					60	A	Purdue	64 79	109	A	SFA	75 58
								86	A	New Mexico	58 90	109	H	SFA	79 65
												110	N	Northern Ill.	90 80
												119	A	Central Ark.	39 51
												181	N	North Dakota	70 73
												191	A	Pacific	75 80
												223	H	New Orleans	100 77
												230	A	Nicholls St.	76 61
												234	A	A&M-Corpus Christi	70 31
												234	H	A&M-Corpus Christi	65 59
												240	H	Abilene Christian	77 71
												279	H	McNeese	83 58
												291	A	Southeastern La.	75 58
												309	A	Houston Baptist	79 51
												309	H	Houston Baptist	90 55
												317	A	Incarnate Word	71 47
												317	H	Incarnate Word	77 54
												335	A	Sam Houston St.	68 44
												335	H	Sam Houston St.	91 44
												337	H	Northwestern St.	71 44
LAST 12 Division I GAMES:															
109	A	SFA	75 58	109	H	SFA	79 65	240	H	Abilene Christian	77 71	279	H	McNeese	83 58
309	H	Houston Baptist	90 55	240	H	Abilene Christian	77 71	230	A	Nicholls St.	76 61	335	H	Sam Houston St.	91 44
234	H	A&M-Corpus Christi	65 59	279	H	McNeese	83 58	335	H	Sam Houston St.	91 44	317	H	Incarnate Word	77 54
317	A	Incarnate Word	71 47	230	A	Nicholls St.	76 61	317	H	Incarnate Word	77 54				
335	A	Sam Houston St.	68 44												
337	H	Northwestern St.	71 44												

Non-Div I Games: Howard Payne 101 37 Schreiner 116 37 Louisiana Col. 93 62 S' western Assemblies 92 49 Lamar University

Average RPI Win: 231  
Average RPI Loss: 163

WON-LOST  
RECORD

WINNING  
PCT. RANK

LAST 10  
GAMES

STRENGTH OF  
SCHEDULE

OPP. STRENGTH  
OF SCHEDULE

TEAM  
RPI

ADJ.  
RPI

CONF.  
RPI

ADJ CONF.  
RPI

DIV. I ONLY	14- 14	175	3- 7	235	217	202	202	15	15
DIV. I NON-CONF.	5- 5	170	0- 0	322	315	248	248	18	18
TOTALS	RPI 1-25	RPI 26-50	W-L RECORDS	RPI 51-100	RPI 101-999	RPI 201+			
14- 14	0- 0	0- 2	OVERALL	2- 4	12- 8	11- 7			
9- 4	0- 0	0- 0	HOME	2- 1	7- 3	6- 3			
5- 9	0- 0	0- 1	AWAY	0- 3	5- 5	5- 4			
0- 1	0- 0	0- 1	NEUTRAL	0- 0	0- 0	0- 0			
5- 5	0- 0	0- 2	NON-CONFERENCE	0- 0	5- 3	5- 3			
3- 1	0- 0	0- 0	HOME	0- 0	3- 1	3- 1			
2- 3	0- 0	0- 1	AWAY	0- 0	2- 2	2- 2			
0- 1	0- 0	0- 1	NEUTRAL	0- 0	0- 0	0- 0			
9- 9	0- 0	0- 0	CONFERENCE	2- 4	7- 5	6- 4			
6- 3	0- 0	0- 0	HOME	2- 1	4- 2	3- 2			
3- 6	0- 0	0- 0	AWAY	0- 3	3- 3	3- 2			
0- 0	0- 0	0- 0	NEUTRAL	0- 0	0- 0	0- 0			

RPI 1-25				RPI 26-50				RPI 51-100				RPI 101+				Team's RPI: 202	
RPI	S	Opponent	Score	RPI	S	Opponent	Score	RPI	S	Opponent	Score	RPI	S	Opponent	Score		
				27	N	Villanova	42 62	59	A	American	64 82	163	A	Army West Point	50 55		
				49	A	Minnesota	73 107	59	H	American	44 60	163	H	Army West Point	59 55		
								81	A	Navy	50 53	218	A	Boston U.	65 56		
								81	H	Navy	66 63	218	H	Boston U.	74 58		
								87	A	Bucknell I	52 59	232	A	Holy Cross	49 54		
								87	H	Bucknell I	66 62	232	H	Holy Cross	62 65		
												237	A	Loyola Maryland	64 67		
												237	H	Loyola Maryland	64 55		
												244	H	La Salle	61 69		
												245	A	Lafayette	72 62		
												245	H	Lafayette	70 45		
												255	A	Sacred Heart	55 65		
												265	H	Fairfield	56 53		
												271	A	Cornell	62 57		
												275	A	LIU Brooklyn	69 72		
												281	A	Colgate	59 51		
												281	H	Colgate	48 54		
												289	A	Monmouth	75 57		
												293	H	Mt. St. Mary's	75 71		
												343	H	NJIT	64 50		
LAST 12 Division I GAMES:																	
				232	H	Holy Cross	62 65	87	A	Bucknell I	52 59						
				245	A	Lafayette	72 62	218	A	Boston U.	65 56						
				237	H	Loyola Maryland	64 55	81	A	Navy	50 53						
				163	A	Army West Point	50 55	237	A	Loyola Maryland	64 67						
				281	H	Colgate	48 54	163	H	Army West Point	59 55						
				59	H	American	44 60	281	A	Colgate	59 51						

Lehigh

Lehigh

Non-Div I Games: Mansfield 77 47

Lehigh

Loss, Non-Conf, S Site, H Home A Away N Neutral

Average RPI Win: 265	WON-LOST RECORD	WINNING PCT. RANK	LAST 10 GAMES	STRENGTH OF SCHEDULE	OPP. STRENGTH OF SCHEDULE	TEAM RPI	ADJ. RPI	CONF. RPI	ADJ. CONF. RPI
Average RPI Loss: 104									
DIV. I ONLY	18- 9	81	7- 2	169	291	88	88	27	27
DIV. I NON-CONF.	3- 7	254	0- 1	35	130	136	136	28	28
-----									
TOTALS	RPI 1-25	RPI 26-50	W-L RECORDS	RPI 51-100	RPI 101-999	RPI 201+			
18- 9	0- 1	0- 2	OVERALL	0- 3	18- 3	15- 2			
9- 0	0- 0	0- 0	HOME	0- 0	9- 0	8- 0			
8- 7	0- 1	0- 1	AWAY	0- 2	8- 3	7- 2			
1- 2	0- 0	0- 1	NEUTRAL	0- 1	1- 0	0- 0			
3- 7	0- 1	0- 2	NON-CONFERENCE	0- 3	3- 1	2- 1			
1- 0	0- 0	0- 0	HOME	0- 0	1- 0	1- 0			
1- 5	0- 1	0- 1	AWAY	0- 2	1- 1	1- 1			
1- 2	0- 0	0- 1	NEUTRAL	0- 1	1- 0	0- 0			
15- 2	0- 0	0- 0	CONFERENCE	0- 0	15- 2	13- 1			
8- 0	0- 0	0- 0	HOME	0- 0	8- 0	7- 0			
7- 2	0- 0	0- 0	AWAY	0- 0	7- 2	6- 1			
0- 0	0- 0	0- 0	NEUTRAL	0- 0	0- 0	0- 0			

RPI S Opponent Score	RPI S Opponent Score	RPI S Opponent Score	RPI S Opponent Score
12 A Duke 51 68	35 A Michigan 50 74	63 A James Madison 47 58	136 A Radford 45 52
	36 N Northern Colo. 57 65	68 N Houston 68 75	136 H Radford 61 56
		77 A Drake 68 96	172 N Denver 82 69
			196 A High Point 65 42
			222 A Gardner-Webb 85 60
			222 H Gardner-Webb 59 41
			231 A UNC Asheville 41 48
			231 H UNC Asheville 53 48
			247 A Presbyterian 76 64
			247 H Presbyterian 63 55
			253 A Campbell 46 33
			253 H Campbell 60 42
			276 A Massachusetts 61 64
			283 A Old Dominion 63 55
			297 H Valparaiso 61 40
			322 A Charleston So. 95 57
			322 H Charleston So. 63 53
			339 A Winthrop 73 53
			339 H Winthrop 63 37
			342 A Longwood 63 51
			342 H Longwood 73 36
LAST 12 Division I GAMES:			
77 A Drake 68 96	253 A Campbell 46 33		
342 H Longwood 73 36	222 H Gardner-Webb 59 41		
322 A Charleston So. 95 57	247 H Presbyterian 63 55		
339 A Winthrop 73 53	196 A High Point 65 42		
231 H UNC Asheville 53 48	136 H Radford 61 56		
136 A Radford 45 52	342 A Longwood 63 51		

Non-Div I Games: Shippensburg 105 43 Limestone 68 38

Liberty



Average RPI Win: 302	WON-LOST RECORD	WINNING PCT. RANK	LAST 10 GAMES	STRENGTH OF SCHEDULE	OPP. STRENGTH OF SCHEDULE	TEAM RPI	ADJ. RPI	CONF. RPI	ADJ CONF. RPI
Average RPI Loss: 150									
DIV. I ONLY	11- 18	239	5- 5	279	260	264	264	24	24
DIV. I NON-CONF.	4- 11	279	0- 0	272	270	287	287	22	22
-----									
TOTALS	RPI 1-25	RPI 26-50	W-L RECORDS	RPI 51-100	RPI 101-999	RPI 201+			
11- 18	0- 0	0- 1	OVERALL	0- 6	11- 11	11- 4			
6- 7	0- 0	0- 0	HOME	0- 4	6- 3	6- 1			
5- 11	0- 0	0- 1	AWAY	0- 2	5- 8	5- 3			
0- 0	0- 0	0- 0	NEUTRAL	0- 0	0- 0	0- 0			
4- 11	0- 0	0- 1	NON-CONFERENCE	0- 2	4- 8	4- 3			
2- 4	0- 0	0- 0	HOME	0- 2	2- 2	2- 1			
2- 7	0- 0	0- 1	AWAY	0- 0	2- 6	2- 2			
0- 0	0- 0	0- 0	NEUTRAL	0- 0	0- 0	0- 0			
7- 7	0- 0	0- 0	CONFERENCE	0- 4	7- 3	7- 1			
4- 3	0- 0	0- 0	HOME	0- 2	4- 1	4- 0			
3- 4	0- 0	0- 0	AWAY	0- 2	3- 2	3- 1			
0- 0	0- 0	0- 0	NEUTRAL	0- 0	0- 0	0- 0			

RPI S Opponent	Score	RPI S Opponent	Score	RPI S Opponent	Score	RPI S Opponent	Score	Team's RPI: 264
		38 A Ball St.	46 84	52 A FGCU	52 88	104 A Middle Tenn.	48 72	
				52 H FGCU	54 68	123 A Butler	58 70	
				66 H Belmont	59 91	126 A Saint Louis	57 101	
				93 H Alabama	51 73	147 A Vanderbilt	82 92	
				97 A Jacksonville	48 70	182 A Stetson	71 91	
				97 H Jacksonville	63 70	182 H Stetson	55 59	
						193 H Morehead St.	55 75	
						248 H Austin Peay	63 71	
						251 A North Florida	73 69	
						251 H North Florida	78 57	
						274 A Col. of Charleston	69 85	
						290 H Murray St.	65 64	
						294 A USC Upstate	64 80	
						294 H USC Upstate	97 78	
						303 A Kennesaw St.	64 62	
						303 H Kennesaw St.	69 52	
						310 H Alabama A&M	66 50	
						312 A Tennessee Tech	61 57	
						322 A Charleston So.	58 54	
						329 A Tennessee St.	64 71	
						343 A NJIT	74 58	
						343 H NJIT	66 58	
LAST 12 Division I GAMES:								
303 H Kennesaw St.	69 52	343 H NJIT	66 58					
182 A Stetson	71 91	294 H USC Upstate	97 78					
52 A FGCU	52 88	343 A NJIT	74 58					
97 H Jacksonville	63 70	52 H FGCU	54 68					
251 H North Florida	78 57	182 H Stetson	55 59					
294 A USC Upstate	64 80	251 A North Florida	73 69					

Non-Div I Games:

Lipscomb

Average RPI Win:	226	WON-LOST	WINNING	LAST 10	STRENGTH OF	OPP. STRENGTH	TEAM	ADJ.	CONF.	ADJ CONF.
Average RPI Loss:	100	RECORD	PCT. RANK	GAMES	SCHEDULE	OF SCHEDULE	RPI	RPI	RPI	RPI
DIV. I ONLY	19- 9	77	9- 1	213	127	103	103	22	22	
DIV. I NON-CONF.	3- 8	268	0- 0	27	6	186	186	23	23	
-----										
TOTALS	RPI 1-25	RPI 26-50	W-L RECORDS	RPI 51-100	RPI 101-999	RPI 201+				
19- 9	0- 2	1- 1	OVERALL	1- 1	17- 5	12- 1				
12- 3	0- 0	1- 1	HOME	1- 0	10- 2	6- 1				
7- 6	0- 2	0- 0	AWAY	0- 1	7- 3	6- 0				
0- 0	0- 0	0- 0	NEUTRAL	0- 0	0- 0	0- 0				
3- 8	0- 2	1- 1	NON-CONFERENCE	1- 1	1- 4	0- 1				
3- 3	0- 0	1- 1	HOME	1- 0	1- 2	0- 1				
0- 5	0- 2	0- 0	AWAY	0- 1	0- 2	0- 0				
0- 0	0- 0	0- 0	NEUTRAL	0- 0	0- 0	0- 0				
16- 1	0- 0	0- 0	CONFERENCE	0- 0	16- 1	12- 0				
9- 0	0- 0	0- 0	HOME	0- 0	9- 0	6- 0				
7- 1	0- 0	0- 0	AWAY	0- 0	7- 1	6- 0				
0- 0	0- 0	0- 0	NEUTRAL	0- 0	0- 0	0- 0				

RPI 1-25				RPI 26-50				RPI 51-100				RPI 101+ Team's RPI: 103			
RPI	S	Opponent	Score	RPI	S	Opponent	Score	RPI	S	Opponent	Score	RPI	S	Opponent	Score
3	A	Mississippi St.	48 86	26	H	LSU	37 56	91	A	Kansas St.	51 66	117	A	Rice	51 58
18	A	Texas A&M	49 66	29	H	Oklahoma	68 56	98	H	Missouri St.	63 51	125	H	Louisiana Tech	49 58
												126	A	Saint Louis	45 48
												140	H	Texas St.	63 48
												154	H	Louisiana	78 43
												166	A	South Ala.	47 35
												167	H	UT Arlington	59 57
												180	A	Troy	70 76
												187	H	Memphis	86 57
												210	H	Tulsa	61 74
												213	A	Arkansas St.	64 58
												213	H	Arkansas St.	53 43
												233	A	Coastal Caro.	51 49
												233	H	Coastal Caro.	53 44
												269	A	Appalachian St.	52 40
												269	H	Appalachian St.	61 35
												301	A	Georgia St.	65 50
												301	H	Georgia St.	54 47
												326	A	Ga. Southern	64 34
												326	H	Ga. Southern	92 52
												336	A	La. -Monroe	71 47
												336	H	La. -Monroe	57 37
LAST 12 Division I GAMES:															
336	A	La. -Monroe	71 47	301	H	Georgia St.	54 47								
269	H	Appalachian St.	61 35	326	H	Ga. Southern	92 52								
233	H	Coastal Caro.	53 44	233	A	Coastal Caro.	51 49								
213	A	Arkansas St.	64 58	269	A	Appalachian St.	52 40								
180	A	Troy	70 76	213	H	Arkansas St.	53 43								
166	A	South Ala.	47 35	140	H	Texas St.	63 48								

Non-Div I Games:

Little Rock

Average RPI Win:	251	WON-LOST	WINNING	LAST 10	STRENGTH OF	OPP. STRENGTH	TEAM	ADJ.	CONF.	ADJ CONF.
Average RPI Loss:	188	RECORD	PCT. RANK	GAMES	SCHEDULE	OF SCHEDULE	RPI	RPI	RPI	RPI
DIV. I ONLY	7- 22	301	5- 5	252	235	300	300	21	21	
DIV. I NON-CONF.	2- 12	306	0- 0	270	274	322	322	19	19	
-----										
TOTALS	RPI 1-25	RPI 26-50	W-L RECORDS	RPI 51-100	RPI 101-999	RPI 201+				
7- 22	0- 1	0- 1	OVERALL	0- 2	7- 18	6- 10				
3- 10	0- 1	0- 0	HOME	0- 1	3- 8	3- 4				
4- 10	0- 0	0- 0	AWAY	0- 0	4- 0	3- 0				
0- 2	0- 0	0- 0	NEUTRAL	0- 0	0- 2	0- 1				
2- 12	0- 1	0- 1	NON-CONFERENCE	0- 0	2- 10	2- 7				
0- 6	0- 1	0- 0	HOME	0- 0	0- 5	0- 4				
2- 4	0- 0	0- 1	AWAY	0- 0	2- 3	2- 2				
0- 2	0- 0	0- 0	NEUTRAL	0- 0	0- 2	0- 1				
5- 10	0- 0	0- 0	CONFERENCE	0- 2	5- 8	4- 3				
3- 4	0- 0	0- 0	HOME	0- 1	3- 3	3- 0				
2- 6	0- 0	0- 0	AWAY	0- 1	2- 5	1- 3				
0- 0	0- 0	0- 0	NEUTRAL	0- 0	0- 0	0- 0				

RPI 1-25				RPI 26-50				RPI 51-100				RPI 101+				Team's RPI: 300
RPI	S	Opponent	Score	RPI	S	Opponent	Score	RPI	S	Opponent	Score	RPI	S	Opponent	Score	
9	H	Tennessee	61 90	46	A	Southern Cal i fornia	60 75	56	A	UC Davi s	49 79	141	H	Loyol a Marymount	69 84	
								56	H	UC Davi s	71 83	144	A	Cal Poly	61 70	
												144	H	Cal Poly	64 75	
												173	A	San Diego	40 74	
												179	N	Oral Roberts	58 64	
												186	A	UC Irvi ne	80 73	
												186	H	UC Irvi ne	81 100	
												198	A	UC Santa Barbara	44 51	
												198	H	UC Santa Barbara	74 90	
												208	A	CSUN	59 51	
												214	H	Montana St.	51 62	
												221	H	New Mexico St.	63 72	
												238	A	Montana	60 67	
												242	H	Pepperdi ne	71 83	
												246	A	Hawai i	66 74	
												246	H	Hawai i	85 80	
												249	H	Ill i noi s St.	51 59	
												258	A	UC Ri versi de	53 77	
												258	H	UC Ri versi de	70 58	
												263	A	Grand Canyon	65 63	
												273	A	Ari zona	80 72	
												282	N	VCU	59 69	
												321	A	Cal St. Fullerton	61 67	
												321	H	Cal St. Fullerton	67 47	
												343	A	NJIT	57 73	
LAST 12 Di vi si on I GAMES:																
258	H	UC Ri versi de	70 58	208	A	CSUN	59 51	186	H	UC Irvi ne	81 100					
246	H	Hawai i	85 80	56	H	UC Davi s	71 83	144	H	Cal Poly	64 75					
186	A	UC Irvi ne	80 73	198	H	UC Santa Barbara	74 90	246	A	Hawai i	66 74					
321	H	Cal St. Fullerton	67 47													
56	A	UC Davi s	49 79													
144	A	Cal Poly	61 70													

Non-Di v I Games:

Long Beach St.

Average RPI Win:	265	WON-LOST	WINNING	LAST 10	STRENGTH OF	OPP. STRENGTH	TEAM	ADJ.	CONF.	ADJ CONF.
Average RPI Loss:	234	RECORD	PCT. RANK	GAMES	SCHEDULE	OF SCHEDULE	RPI	RPI	RPI	RPI
DIV. I ONLY	5- 22	324	3- 7	311	347	342	342	27	27	
DIV. I NON-CONF.	1- 9	318	0- 0	342	348	349	349	28	28	
-----										
TOTALS	RPI 1-25	RPI 26-50	W-L RECORDS	RPI 51-100	RPI 101-999	RPI 201+				
5- 22	0- 0	0- 0	OVERALL	0- 3	5- 19	5- 14				
4- 8	0- 0	0- 0	HOME	0- 1	4- 7	4- 4				
1- 14	0- 0	0- 0	AWAY	0- 0	1- 1	1- 0				
0- 0	0- 0	0- 0	NEUTRAL	0- 0	0- 0	0- 0				
1- 9	0- 0	0- 0	NON-CONFERENCE	0- 1	1- 8	1- 7				
1- 3	0- 0	0- 0	HOME	0- 0	1- 3	1- 2				
0- 6	0- 0	0- 0	AWAY	0- 1	0- 5	0- 5				
0- 0	0- 0	0- 0	NEUTRAL	0- 0	0- 0	0- 0				
4- 13	0- 0	0- 0	CONFERENCE	0- 2	4- 11	4- 7				
3- 5	0- 0	0- 0	HOME	0- 1	3- 4	3- 2				
1- 8	0- 0	0- 0	AWAY	0- 1	1- 7	1- 5				
0- 0	0- 0	0- 0	NEUTRAL	0- 0	0- 0	0- 0				

RPI 1-25				RPI 26-50				RPI 51-100				RPI 101+				Team's RPI: 342	
RPI	S	Opponent	Score	RPI	S	Opponent	Score	RPI	S	Opponent	Score	RPI	S	Opponent	Score		
								88	A	Li berty	36	73	136	A	Radford	39	81
								88	H	Li berty	51	63	136	H	Radford	33	52
								100	A	George Mason	41	60	196	A	Hi gh Poi nt	41	62
													196	H	Hi gh Poi nt	39	75
													200	H	Norfol k St.	45	64
													216	A	Eastern Mi ch.	44	73
													222	A	Gardner-Webb	41	52
													222	H	Gardner-Webb	54	61
													231	A	UNC Asheville	52	82
													231	H	UNC Asheville	67	54
													247	A	Presbyteri an	75	60
													247	H	Presbyteri an	66	56
													253	A	Campbel l	48	58
													253	H	Campbel l	57	50
													285	H	Fai rl ei gh Di cki nson	52	72
													297	H	Val parai so	68	81
													308	A	Marshal l	45	90
													316	A	N. C. Central	75	87
													322	A	Charl eston So.	57	73
													322	H	Charl eston So.	61	78
													331	A	Del aware St.	56	60
													334	A	Wagner	43	60
													339	A	Wi nthrop	60	69
													348	H	UMass Lowel l	84	82
LAST 12 Di vi si on I GAMES:																	
								88	A	Li berty	36	73	196	H	Hi gh Poi nt	39	75
								231	H	UNC Asheville	67	54	322	H	Charl eston So.	61	78
								136	A	Radford	39	81	339	A	Wi nthrop	60	69
								253	H	Campbel l	57	50	253	A	Campbel l	48	58
								222	A	Gardner-Webb	41	52	88	H	Li berty	51	63
								247	A	Presbyteri an	75	60	196	A	Hi gh Poi nt	41	62

Non-Div I Games: Milligan 66 56

Longwood

Average RPI Win:	257	WON-LOST	WINNING	LAST 10	STRENGTH OF	OPP. STRENGTH	TEAM	ADJ.	CONF.	ADJ CONF.
Average RPI Loss:	110	RECORD	PCT. RANK	GAMES	SCHEDULE	OF SCHEDULE	RPI	RPI	RPI	RPI
DIV. I ONLY	15- 13	153	5- 5	158	232	154	154	22	22	
DIV. I NON-CONF.	5- 6	187	0- 0	89	103	140	140	23	23	
-----										
TOTALS	RPI 1-25	RPI 26-50	W-L RECORDS	RPI 51-100	RPI 101-999	RPI 201+				
15- 13	0- 2	0- 1	OVERALL	0- 2	15- 8	13- 0				
7- 5	0- 0	0- 0	HOME	0- 1	7- 4	7- 0				
7- 6	0- 1	0- 0	AWAY	0- 1	7- 1	5- 0				
1- 2	0- 1	0- 0	NEUTRAL	0- 0	1- 1	1- 0				
5- 6	0- 2	0- 1	NON-CONFERENCE	0- 2	5- 1	5- 0				
3- 1	0- 0	0- 0	HOME	0- 1	3- 0	3- 0				
1- 3	0- 1	0- 1	AWAY	0- 1	1- 0	1- 0				
1- 2	0- 1	0- 0	NEUTRAL	0- 0	1- 1	1- 0				
10- 7	0- 0	0- 0	CONFERENCE	0- 0	10- 7	8- 0				
4- 4	0- 0	0- 0	HOME	0- 0	4- 4	4- 0				
6- 3	0- 0	0- 0	AWAY	0- 0	6- 3	4- 0				
0- 0	0- 0	0- 0	NEUTRAL	0- 0	0- 0	0- 0				

RPI 1-25				RPI 26-50				RPI 51-100				RPI 101+				Team's RPI: 154
RPI	S	Opponent	Score	RPI	S	Opponent	Score	RPI	S	Opponent	Score	RPI	S	Opponent	Score	
3	N	Mississippi St.	37 94	26	A	LSU	45 60	69	A	Toledo	55 79	103	A	Little Rock	43 78	
18	A	Texas A&M	62 83					95	H	Auburn	60 70	114	N	Cleveland St.	45 54	
												140	A	Texas St.	65 58	
												140	H	Texas St.	53 56	
												166	A	South Ala.	59 56	
												166	H	South Ala.	57 72	
												167	A	UT Arlington	61 63	
												167	H	UT Arlington	34 38	
												180	A	Troy	53 72	
												180	H	Troy	55 62	
												213	A	Arkansas St.	77 75	
												213	H	Arkansas St.	60 53	
												223	H	New Orleans	66 57	
												228	N	Niagara	68 52	
												233	H	Coastal Caro.	59 55	
												269	H	Appalachian St.	61 45	
												279	H	McNeese	98 86	
												291	A	Southeastern La.	68 56	
												298	H	Alcorn	67 47	
												301	A	Georgia St.	75 60	
												326	A	Ga. Southern	58 48	
												336	A	La. -Monroe	76 48	
												336	H	La. -Monroe	63 55	
-----																
LAST 12 Division I GAMES:																
213	H	Arkansas St.	60 53	301	A	Georgia St.	75 60									
166	A	South Ala.	59 56	336	A	La. -Monroe	76 48									
180	A	Troy	53 72	180	H	Troy	55 62									
167	H	UT Arlington	34 38	166	H	South Ala.	57 72									
140	H	Texas St.	53 56	140	A	Texas St.	65 58									
326	A	Ga. Southern	58 48	167	A	UT Arlington	61 63									

Non-Div I Games: Dillard

53 60

Louisiana

Average RPI Win: 207	WON-LOST RECORD	WINNING PCT. RANK	LAST 10 GAMES	STRENGTH OF SCHEDULE	OPP. STRENGTH OF SCHEDULE	TEAM RPI	ADJ. RPI	CONF. RPI	ADJ CONF. RPI
Average RPI Loss: 150									
DIV. I ONLY	18- 10	94	7- 3	168	197	125	125	18	18
DIV. I NON-CONF.	8- 4	87	0- 0	286	172	167	167	20	20
-----									
TOTALS	RPI 1-25	RPI 26-50	W-L RECORDS	RPI 51-100	RPI 101-999	RPI 201+			
18- 10	0- 1	0- 1	OVERALL	2- 2	16- 6	9- 3			
11- 4	0- 0	0- 1	HOME	0- 1	11- 2	8- 0			
6- 5	0- 1	0- 0	AWAY	1- 1	5- 3	1- 2			
1- 1	0- 0	0- 0	NEUTRAL	1- 0	0- 1	0- 1			
8- 4	0- 1	0- 0	NON-CONFERENCE	1- 1	7- 2	5- 1			
6- 1	0- 0	0- 0	HOME	0- 0	6- 1	5- 0			
1- 2	0- 1	0- 0	AWAY	0- 1	1- 0	0- 0			
1- 1	0- 0	0- 0	NEUTRAL	1- 0	0- 1	0- 1			
10- 6	0- 0	0- 1	CONFERENCE	1- 1	9- 4	4- 2			
5- 3	0- 0	0- 1	HOME	0- 1	5- 1	3- 0			
5- 3	0- 0	0- 0	AWAY	1- 0	4- 3	1- 2			
0- 0	0- 0	0- 0	NEUTRAL	0- 0	0- 0	0- 0			

RPI S Opponent Score	RPI S Opponent Score	RPI S Opponent Score	RPI S Opponent Score
11 A Texas 54 88	50 H Western Ky. 64 74	80 A UAB 70 60	103 A Little Rock 58 49
		80 H UAB 61 66	104 A Middle Tenn. 66 49
		90 N Penn St. 71 59	117 A Rice 70 62
		95 A Auburn 59 75	117 H Rice 75 55
			157 H Charlotte 51 64
			161 H Clemson 47 55
			184 A Southern Miss. 50 65
			184 H Southern Miss. 89 57
			187 H Memphis 65 40
			195 A UTEP 65 62
			220 A Fla. Atlantic 72 86
			226 H North Texas 61 53
			228 N Niagara 67 73
			235 H Grambling 64 53
			267 H UTSA 63 55
			279 H McNeese 78 62
			283 H Old Dominion 59 45
			298 H Alcorn 87 50
			308 A Marshall 74 65
			309 H Houston Baptist 85 62
			314 A FIU 54 57
			336 H La.-Monroe 71 49
LAST 12 Division I GAMES:			
117 A Rice 70 62	80 H UAB 61 66	104 A Middle Tenn. 66 49	
80 A UAB 70 60	50 H Western Ky. 64 74	50 H Western Ky. 64 74	
184 H Southern Miss. 89 57	283 H Old Dominion 59 45	220 A Fla. Atlantic 72 86	
157 H Charlotte 51 64	314 A FIU 54 57		
195 A UTEP 65 62			
117 H Rice 75 55			

Non-Div I Games: LSU-Alexandria 87 47

Louisiana Tech

Average RPI Win:	107	WON-LOST	WINNING	LAST 10	STRENGTH OF	OPP. STRENGTH	TEAM	ADJ.	CONF.	ADJ CONF.
Average RPI Loss:	5	RECORD	PCT. RANK	GAMES	SCHEDULE	OF SCHEDULE	RPI	RPI	RPI	RPI
DIV. I ONLY	29- 2	4	9- 1	27	1	5	5	1	1	
DIV. I NON-CONF.	14- 1	5	0- 1	65	7	8	8	1	1	
-----										
TOTALS	RPI 1-25	RPI 26-50	W-L RECORDS	RPI 51-100	RPI 101-999	RPI 201+				
29- 2	5- 2	6- 0	OVERALL	5- 0	13- 0	5- 0				
16- 1	3- 1	2- 0	HOME	2- 0	9- 0	3- 0				
13- 1	2- 1	4- 0	AWAY	3- 0	4- 0	2- 0				
0- 0	0- 0	0- 0	NEUTRAL	0- 0	0- 0	0- 0				
14- 1	2- 1	2- 0	NON-CONFERENCE	3- 0	7- 0	4- 0				
9- 0	1- 0	1- 0	HOME	1- 0	6- 0	3- 0				
5- 1	1- 1	1- 0	AWAY	2- 0	1- 0	1- 0				
0- 0	0- 0	0- 0	NEUTRAL	0- 0	0- 0	0- 0				
15- 1	3- 1	4- 0	CONFERENCE	2- 0	6- 0	1- 0				
7- 1	2- 1	1- 0	HOME	1- 0	3- 0	0- 0				
8- 0	1- 0	3- 0	AWAY	1- 0	3- 0	1- 0				
0- 0	0- 0	0- 0	NEUTRAL	0- 0	0- 0	0- 0				

RPI 1-25				RPI 26-50				RPI 51-100				RPI 101+			
RPI	S	Opponent	Score	RPI	S	Opponent	Score	RPI	S	Opponent	Score	RPI	S	Opponent	Score
1	H	Notre Dame	100 67	30	A	Virginia	77 41	53	A	Indiana	72 59	102	H	Wake Forest	89 52
2	A	UConn	58 69	30	H	Virginia	51 39	64	H	Virginia Tech	67 56	104	H	Middle Tenn.	80 26
6	A	Ohio St.	95 90	32	A	South Dakota St.	68 64	65	A	Georgia Tech	74 71	112	A	North Carolina	67 57
7	H	Florida St.	49 50	35	H	Michigan	74 49	69	H	Toledo	90 55	147	H	Vanderbilt	79 57
8	H	Oregon	74 61	37	A	Syracuse	84 77	85	A	Kentucky	87 63	161	H	Clemson	65 46
12	H	Duke	66 60	47	A	Miami (FL)	84 74					170	H	UT Martin	91 56
20	A	NC State	55 47									177	A	Pittsburgh	77 51
												177	H	Pittsburgh	81 49
												203	A	Boston College	87 52
												227	H	Southeast Mo. St.	80 40
												290	H	Murray St.	115 51
												296	A	Air Force	62 50
												329	H	Tennessee St.	95 56
LAST 12 Division I GAMES:															
				177	H	Pittsburgh	81 49	37	A	Syracuse	84 77				
				30	H	Virginia	51 39	30	A	Virginia	77 41				
				112	A	North Carolina	67 57	102	H	Wake Forest	89 52				
				203	A	Boston College	87 52	47	A	Miami (FL)	84 74				
				2	A	UConn	58 69	7	H	Florida St.	49 50				
				161	H	Clemson	65 46	177	A	Pittsburgh	77 51				

Non-Div I Games:

Louisville

Average RPI		Win: 291	WON-LOST RECORD	WINNING PCT. RANK	LAST 10 GAMES	STRENGTH OF SCHEDULE	OPP. STRENGTH OF SCHEDULE	TEAM RPI	ADJ. RPI	CONF. RPI	ADJ. CONF. RPI
Loss: 157											
DIV. I ONLY		7- 21	295	4- 6	270	205	302	302	23	23	
DIV. I NON-CONF.		2- 9	295	0- 0	223	90	282	282	21	21	
TOTALS		RPI 1-25	RPI 26-50	W-L RECORDS	RPI 51-100	RPI 101-999	RPI 201+				
7- 21	0- 3		0- 0	OVERALL	0- 4	7- 14	6- 7				
4- 8	0- 1		0- 0	HOME	0- 2	4- 5	3- 3				
3- 13	0- 2		0- 0	AWAY	0- 2	3- 9	3- 4				
0- 0	0- 0		0- 0	NEUTRAL	0- 0	0- 0	0- 0				
2- 9	0- 3		0- 0	NON-CONFERENCE	0- 0	2- 6	2- 1				
1- 3	0- 1		0- 0	HOME	0- 0	1- 2	1- 0				
1- 6	0- 2		0- 0	AWAY	0- 0	1- 4	1- 1				
0- 0	0- 0		0- 0	NEUTRAL	0- 0	0- 0	0- 0				
5- 12	0- 0		0- 0	CONFERENCE	0- 4	5- 8	4- 6				
3- 5	0- 0		0- 0	HOME	0- 2	3- 3	2- 3				
2- 7	0- 0		0- 0	AWAY	0- 2	2- 5	2- 3				
0- 0	0- 0		0- 0	NEUTRAL	0- 0	0- 0	0- 0				

RPI 1-25					RPI 26-50					RPI 51-100					RPI 101+					Team's RPI: 302	
RPI	S	Opponent	Score		RPI	S	Opponent	Score		RPI	S	Opponent	Score		RPI	S	Opponent	Score			
23	H	Green Bay	39	76						77	A	Drake	46	72	110	A	Northern Ill.	71	80		
24	A	DePaul	47	88						77	H	Drake	53	97	118	A	Milwaukee	41	63		
25	A	Marquette	30	92						98	A	Missouri St.	36	75	122	H	Western Mich.	47	65		
										98	H	Missouri St.	58	69	123	A	Butler	52	64		
															133	A	UNI	41	70		
															156	A	Southern Ill.	46	62		
															156	H	Southern Ill.	62	53		
															158	H	Youngstown St.	49	73		
															249	A	Illinois St.	49	57		
															249	H	Illinois St.	62	59		
															260	A	Bradley	71	61		
															260	H	Bradley	57	59		
															261	A	Indiana St.	67	74		
															261	H	Indiana St.	65	73		
															297	A	Valparaiso	60	76		
															297	H	Valparaiso	53	63		
															327	A	Fort Wayne	70	79		
															330	H	Ill.-Chicago	57	55		
															345	A	Chicago St.	46	28		
															349	A	Evansville	60	47		
															349	H	Evansville	82	63		
LAST 12 Division I GAMES:																					
					77	H	Drake	53	97	260	A	Bradley	71	61							
					261	A	Indiana St.	67	74	249	A	Illinois St.	49	57							
					349	A	Evansville	60	47	349	H	Evansville	82	63							
					156	H	Southern Ill.	62	53	261	H	Indiana St.	65	73							
					98	H	Missouri St.	58	69	98	A	Missouri St.	36	75							
					297	H	Valparaiso	53	63	156	A	Southern Ill.	46	62							

Non-Div I Games:

Loyol a Chi cago

■ Loss, ■ Non-Conf, S Site, H Home A Away N Neutral



Average RPI Win:	200	WON-LOST	WINNING	LAST 10	STRENGTH OF	OPP. STRENGTH	TEAM	ADJ.	CONF.	ADJ CONF.
Average RPI Loss:	157	RECORD	PCT. RANK	GAMES	SCHEDULE	OF SCHEDULE	RPI	RPI	RPI	RPI
DIV. I ONLY	9- 20	273	4- 6	120	209	237	237	15	15	
DIV. I NON-CONF.	2- 9	295	0- 0	123	249	265	265	18	18	
-----										
TOTALS	RPI 1-25	RPI 26-50	W-L RECORDS	RPI 51-100	RPI 101-999	RPI 201+				
9- 20	0- 2	0- 0	OVERALL	2- 5	7- 13	6- 8				
6- 7	0- 0	0- 0	HOME	1- 3	5- 4	5- 2				
3- 13	0- 2	0- 0	AWAY	1- 2	2- 9	1- 6				
0- 0	0- 0	0- 0	NEUTRAL	0- 0	0- 0	0- 0				
2- 9	0- 2	0- 0	NON-CONFERENCE	0- 1	2- 6	1- 3				
1- 3	0- 0	0- 0	HOME	0- 1	1- 2	1- 1				
1- 6	0- 2	0- 0	AWAY	0- 0	1- 4	0- 2				
0- 0	0- 0	0- 0	NEUTRAL	0- 0	0- 0	0- 0				
7- 11	0- 0	0- 0	CONFERENCE	2- 4	5- 7	5- 5				
5- 4	0- 0	0- 0	HOME	1- 2	4- 2	4- 1				
2- 7	0- 0	0- 0	AWAY	1- 2	1- 5	1- 4				
0- 0	0- 0	0- 0	NEUTRAL	0- 0	0- 0	0- 0				

RPI 1-25				RPI 26-50				RPI 51-100				RPI 101+ Team's RPI: 237			
RPI	S	Opponent	Score	RPI	S	Opponent	Score	RPI	S	Opponent	Score	RPI	S	Opponent	Score
21	A	Maryland	45 114					59	A	American	56 69	111	H	Georgetown	54 72
25	A	Marquette	63 83					59	H	American	58 71	121	A	Delaware	38 71
								81	A	Navy	44 73	153	A	William & Mary	49 70
								81	H	Navy	58 40	163	A	Army West Point	47 62
								87	A	Bucknell	68 65	163	H	Army West Point	62 69
								87	H	Bucknell	69 74	200	A	Norfolk St.	61 58
								100	H	George Mason	72 80	202	A	Lehigh	55 64
												202	H	Lehigh	67 64
												218	A	Boston U.	56 75
												218	H	Boston U.	65 52
												232	A	Holy Cross	65 58
												232	H	Holy Cross	77 60
												245	A	Lafayette	54 65
												245	H	Lafayette	64 73
												252	A	St. Francis Brooklyn	47 64
												270	H	Towson	67 76
												271	H	Cornell	78 63
												281	A	Colgate	60 71
												281	H	Colgate	70 55
												293	A	Mt. St. Mary's	63 71
-----															
LAST 12 Division I GAMES:															
218	H	Boston U.	65 52	59	A	American	56 69	232	A	Holy Cross	65 58				
81	H	Navy	58 40	163	A	Army West Point	47 62	202	H	Lehigh	67 64				
202	A	Lehigh	55 64	281	A	Colgate	60 71	281	H	Colgate	70 55				
281	A	Colgate	60 71	87	H	Bucknell	69 74	87	A	Bucknell	68 65				
87	H	Bucknell	69 74												
245	H	Lafayette	64 73												

Non-Div I Games:

Loyola Maryl and

Average RPI Win:	207	WON-LOST	WINNING	LAST 10	STRENGTH OF	OPP. STRENGTH	TEAM	ADJ.	CONF.	ADJ CONF.
Average RPI Loss:	138	RECORD	PCT. RANK	GAMES	SCHEDULE	OF SCHEDULE	RPI	RPI	RPI	RPI

DIV. I ONLY	18- 11	103	6- 4	234	113	141	141	14	14
DIV. I NON-CONF.	7- 3	74	0- 0	295	106	157	157	11	11
-----									
TOTALS	RPI 1-25	RPI 26-50	W-L RECORDS	RPI 51-100	RPI 101-999	RPI 201+			
18- 11	0- 0	0- 3	OVERALL	3- 0	15- 8	9- 3			
10- 5	0- 0	0- 2	HOME	2- 0	8- 3	5- 1			
8- 5	0- 0	0- 1	AWAY	1- 0	7- 4	4- 2			
0- 1	0- 0	0- 0	NEUTRAL	0- 0	0- 1	0- 0			
7- 3	0- 0	0- 1	NON-CONFERENCE	1- 0	6- 2	4- 2			
4- 2	0- 0	0- 1	HOME	1- 0	3- 1	2- 1			
3- 1	0- 0	0- 0	AWAY	0- 0	3- 1	2- 1			
0- 0	0- 0	0- 0	NEUTRAL	0- 0	0- 0	0- 0			
11- 8	0- 0	0- 2	CONFERENCE	2- 0	9- 6	5- 1			
6- 3	0- 0	0- 1	HOME	1- 0	5- 2	3- 0			
5- 4	0- 0	0- 1	AWAY	1- 0	4- 3	2- 1			
0- 1	0- 0	0- 0	NEUTRAL	0- 0	0- 1	0- 0			

RPI 1-25	RPI 26-50	RPI 51-100	RPI 101+	Team's RPI: 141
RPI S Opponent Score	RPI S Opponent Score	RPI S Opponent Score	RPI S Opponent Score	Score
	40 A Gonzaga 67 77	73 A Saint Mary's (CA) 75 65	126 A Saint Louis 62 60	
	40 H Gonzaga 69 75	73 H Saint Mary's (CA) 69 57	127 A San Francisco 60 78	
	46 H Southern Cal i forni a 70 80	83 H Mi ami (OH) 84 71	127 H San Franci sco 65 60	
			127 N San Franci sco 76 89	
			152 A BYU 52 62	
			152 H BYU 55 67	
			173 A San Di ego 67 53	
			173 H San Di ego 54 60	
			191 A Paci fi c 79 77	
			191 H Paci fi c 75 60	
			198 H UC Santa Barbara 67 61	
			208 H CSUN 68 75	
			209 A SMU 60 63	
			216 H Eastern Mi ch. 73 64	
			242 A Pepperdi ne 74 85	
			242 H Pepperdi ne 75 60	
			258 A UC Ri versi de 67 59	
			273 H Ari zona 84 70	
			287 A Santa Clara 65 51	
			287 H Santa Clara 64 45	
			300 A Long Beach St. 84 69	
			318 A Portl and 63 60	
			318 H Portl and 76 55	
LAST 12 Divi sion I GAMES:				
	127 N San Franci sco 76 89	73 A Saint Mary's (CA) 75 65		
	191 A Paci fi c 79 77	318 H Portl and 76 55		
	287 H Santa Clara 64 45	152 A BYU 52 62		
	127 H San Franci sco 65 60	173 A San Di ego 67 53		
	40 H Gonzaga 69 75	242 H Pepperdi ne 75 60		
	242 A Pepperdi ne 74 85	318 A Portl and 63 60		

Non-Div I Games: Cal St. Dom. Hills 84 52

Average RPI Win:	219	WON-LOST	WINNING	LAST 10	STRENGTH OF	OPP. STRENGTH	TEAM	ADJ.	CONF.	ADJ CONF.
Average RPI Loss:	74	RECORD	PCT. RANK	GAMES	SCHEDULE	OF SCHEDULE	RPI	RPI	RPI	RPI
DIV. I ONLY	18- 9	81	9- 1	113	156	75	75	20	20	
DIV. I NON-CONF.	5- 6	187	0- 0	57	4	77	77	24	24	
-----										
TOTALS	RPI 1-25	RPI 26-50	W-L RECORDS	RPI 51-100	RPI 101-999	RPI 201+				
18- 9	0- 3	0- 1	OVERALL	3- 2	15- 3	9- 0				
9- 2	0- 0	0- 0	HOME	2- 0	7- 2	4- 0				
8- 7	0- 3	0- 1	AWAY	1- 2	7- 1	4- 0				
1- 0	0- 0	0- 0	NEUTRAL	0- 0	1- 0	1- 0				
5- 6	0- 3	0- 1	NON-CONFERENCE	2- 1	3- 1	3- 0				
2- 1	0- 0	0- 0	HOME	1- 0	1- 1	1- 0				
2- 5	0- 3	0- 1	AWAY	1- 1	1- 0	1- 0				
1- 0	0- 0	0- 0	NEUTRAL	0- 0	1- 0	1- 0				
13- 3	0- 0	0- 0	CONFERENCE	1- 1	12- 2	6- 0				
7- 1	0- 0	0- 0	HOME	1- 0	6- 1	3- 0				
6- 2	0- 0	0- 0	AWAY	0- 1	6- 1	3- 0				
0- 0	0- 0	0- 0	NEUTRAL	0- 0	0- 0	0- 0				

RPI 1-25				RPI 26-50				RPI 51-100				Team's RPI: 75				RPI 101+			
RPI	S	Opponent	Score	RPI	S	Opponent	Score	RPI	S	Opponent	Score	RPI	S	Opponent	Score	RPI	S	Opponent	Score
3	A	Mississippi St.	43 83	47	A	Miami (FL)	70 80	54	H	Harvard	76 51	128	H	Tulane	34 42				
6	A	Ohio St.	70 83					69	A	Toledo	64 65	146	A	Hartford	59 44				
12	A	Duke	39 69					76	A	Albany (NY)	54 68	146	H	Hartford	59 56				
								76	H	Albany (NY)	74 69	151	A	Binghamton	61 38				
								100	A	Dartmouth	64 51	151	H	Binghamton	62 66				
												176	A	Stony Brook	68 76				
												176	H	Stony Brook	64 56				
												183	A	New Hampshire	56 46				
												183	H	New Hampshire	77 46				
												203	A	Boston College	61 40				
												286	H	Bryant	70 68				
												292	A	Vermont	79 47				
												292	H	Vermont	64 55				
												303	N	Kennesaw St.	75 39				
												325	A	UMBC	64 50				
												325	H	UMBC	69 36				
												348	A	UMass Lowell	69 51				
												348	H	UMass Lowell	70 65				
LAST 12 Division I GAMES:																			

Non-Div I Games: Maine Maritime 89 49 Me.-Fort Kent 100 40

Maine

Average RPI Win:	301	WON-LOST	WINNING	LAST 10	STRENGTH OF	OPP. STRENGTH	TEAM	ADJ.	CONF.	ADJ CONF.
Average RPI Loss:	167	RECORD	PCT. RANK	GAMES	SCHEDULE	OF SCHEDULE	RPI	RPI	RPI	RPI
DIV. I ONLY	13- 17	218	5- 5	312	284	259	259	28	28	
DIV. I NON-CONF.	3- 8	268	0- 0	104	225	216	216	25	25	
-----										
TOTALS	RPI 1-25	RPI 26-50	W-L RECORDS	RPI 51-100	RPI 101-999	RPI 201+				
13- 17	0- 0	0- 3	OVERALL	0- 3	13- 11	13- 6				
7- 5	0- 0	0- 1	HOME	0- 2	7- 2	7- 1				
4- 12	0- 0	0- 2	AWAY	0- 1	4- 9	4- 5				
2- 0	0- 0	0- 0	NEUTRAL	0- 0	2- 0	2- 0				
3- 8	0- 0	0- 2	NON-CONFERENCE	0- 3	3- 3	3- 1				
1- 2	0- 0	0- 0	HOME	0- 2	1- 0	1- 0				
1- 6	0- 0	0- 2	AWAY	0- 1	1- 3	1- 1				
1- 0	0- 0	0- 0	NEUTRAL	0- 0	1- 0	1- 0				
10- 9	0- 0	0- 1	CONFERENCE	0- 0	10- 8	10- 5				
6- 3	0- 0	0- 1	HOME	0- 0	6- 2	6- 1				
3- 6	0- 0	0- 0	AWAY	0- 0	3- 6	3- 4				
1- 0	0- 0	0- 0	NEUTRAL	0- 0	1- 0	1- 0				

RPI 1-25				RPI 26-50				RPI 51-100				RPI 101+ Team's RPI: 259			
RPI	S	Opponent	Score	RPI	S	Opponent	Score	RPI	S	Opponent	Score	RPI	S	Opponent	Score
				30	A	Virginia	47 69	76	H	Albany (NY)	56 62	174	A	Marist	40 65
				41	A	California	66 87	79	H	Fordham	48 54	176	A	Stony Brook	59 74
				42	H	Quinnipiac	64 80	90	A	Penn St.	46 78	183	A	New Hampshire	55 68
												194	A	Siena	51 56
												194	H	Siena	54 56
												228	A	Niagara	64 65
												228	H	Niagara	82 64
												252	H	St. Francis Brooklyn	57 54
												255	A	Sacred Heart	61 65
												262	A	Rider	51 67
												262	H	Rider	50 53
												265	A	Fairfield	52 55
												265	H	Fairfield	55 44
												275	A	LIU Brooklyn	72 38
												284	A	Canisius	59 56
												284	H	Canisius	58 39
												289	A	Monmouth	59 63
												289	H	Monmouth	63 53
												319	N	Coppin St.	74 56
												340	A	Iona	57 48
												340	H	Iona	67 63
												340	N	Iona	55 39
												347	A	Saint Peter's	60 39
												347	H	Saint Peter's	76 64
LAST 12 Division I GAMES:															
				340	N	Iona	55 39	265	H	Fairfield	55 44				
				262	H	Rider	50 53	228	H	Niagara	82 64				
				347	A	Saint Peter's	60 39	265	A	Fairfield	52 55				
				340	A	Iona	57 48	262	A	Rider	51 67				
				194	H	Siena	54 56	289	H	Monmouth	63 53				
				289	A	Monmouth	59 63	194	A	Siena	51 56				

Non-Div I Games:

Manhattan

Average RPI Win:	276	WON-LOST	WINNING	LAST 10	STRENGTH OF	OPP. STRENGTH	TEAM	ADJ.	CONF.	ADJ CONF.
Average RPI Loss:	124	RECORD	PCT. RANK	GAMES	SCHEDULE	OF SCHEDULE	RPI	RPI	RPI	RPI
DIV. I ONLY	18- 12	115	8- 2	282	244	174	174	28	28	
DIV. I NON-CONF.	4- 8	239	0- 0	230	114	241	241	25	25	
-----										
TOTALS	RPI 1-25	RPI 26-50	W-L RECORDS	RPI 51-100	RPI 101-999	RPI 201+				
18- 12	0- 0	0- 3	OVERALL	0- 3	18- 6	17- 2				
9- 4	0- 0	0- 1	HOME	0- 2	9- 1	8- 1				
9- 6	0- 0	0- 1	AWAY	0- 0	9- 5	9- 1				
0- 2	0- 0	0- 1	NEUTRAL	0- 1	0- 0	0- 0				
4- 8	0- 0	0- 1	NON-CONFERENCE	0- 3	4- 4	4- 1				
2- 2	0- 0	0- 0	HOME	0- 2	2- 0	2- 0				
2- 4	0- 0	0- 0	AWAY	0- 0	2- 4	2- 1				
0- 2	0- 0	0- 1	NEUTRAL	0- 1	0- 0	0- 0				
14- 4	0- 0	0- 2	CONFERENCE	0- 0	14- 2	13- 1				
7- 2	0- 0	0- 1	HOME	0- 0	7- 1	6- 1				
7- 2	0- 0	0- 1	AWAY	0- 0	7- 1	7- 0				
0- 0	0- 0	0- 0	NEUTRAL	0- 0	0- 0	0- 0				

RPI 1-25				RPI 26-50				RPI 51-100				RPI 101+				Team's RPI: 174	
RPI	S	Opponent	Score	RPI	S	Opponent	Score	RPI	S	Opponent	Score	RPI	S	Opponent	Score		
42	A	Qui nni pi ac	56 62	42	H	Qui nni pi ac	74 80	60	N	Purdue	47 61	124	A	Seton Hal l	60 85		
42	H	Qui nni pi ac	74 80	46	N	Southern Cal i forni a	57 78	81	H	Navy	70 77	137	A	Northeastern	72 78		
								100	H	Dartmouth	51 60	192	A	Temple	77 83		
												194	A	Si ena	53 58		
												194	H	Si ena	73 54		
												218	A	Boston U.	80 52		
												228	A	Ni agara	84 78		
												228	H	Ni agara	61 68		
												232	H	Holy Cross	85 74		
												246	A	Hawai i	63 70		
												259	H	Manhattan	65 40		
												262	A	Ri der	80 69		
												262	H	Ri der	68 67		
												265	A	Fai rfi el d	48 34		
												265	H	Fai rfi el d	71 63		
												276	A	Massachusetts	88 60		
												284	A	Can i si us	78 53		
												284	H	Can i si us	58 47		
												289	A	Monmouth	85 57		
												289	H	Monmouth	69 46		
												333	H	Rhode Isl and	64 42		
												340	A	I ona	55 45		
												340	H	I ona	75 55		
												347	A	Sai nt Peter' s	86 53		
LAST 12 Di vi si on I GAMES:																	
228	H	Ni agara	61 68	194	H	Si ena	73 54										
340	A	I ona	55 45	340	H	I ona	75 55										
42	H	Qui nni pi ac	74 80	284	A	Can i si us	78 53										
265	A	Fai rfi el d	48 34	228	A	Ni agara	84 78										
284	H	Can i si us	58 47	262	H	Ri der	68 67										
289	A	Monmouth	85 57	194	A	Si ena	53 58										

Non-Di v I Games:

Marist



Average RPI Win: 289	WON-LOST RECORD	WINNING PCT. RANK	LAST 10 GAMES	STRENGTH OF SCHEDULE	OPP. STRENGTH OF SCHEDULE	TEAM RPI	ADJ. RPI	CONF. RPI	ADJ CONF. RPI
Average RPI Loss: 157									
DIV. I ONLY	7- 20	290	3- 7	267	174	308	308	18	18
DIV. I NON-CONF.	4- 7	226	0- 0	332	145	321	321	20	20
-----									
TOTALS	RPI 1-25	RPI 26-50	W-L RECORDS	RPI 51-100	RPI 101-999	RPI 201+			
7- 20	0- 0	0- 2	OVERALL	0- 4	7- 14	6- 6			
5- 10	0- 0	0- 1	HOME	0- 3	5- 6	4- 3			
2- 10	0- 0	0- 1	AWAY	0- 1	2- 8	2- 3			
0- 0	0- 0	0- 0	NEUTRAL	0- 0	0- 0	0- 0			
4- 7	0- 0	0- 0	NON-CONFERENCE	0- 3	4- 4	4- 1			
3- 4	0- 0	0- 0	HOME	0- 2	3- 2	3- 1			
1- 3	0- 0	0- 0	AWAY	0- 1	1- 2	1- 0			
0- 0	0- 0	0- 0	NEUTRAL	0- 0	0- 0	0- 0			
3- 13	0- 0	0- 2	CONFERENCE	0- 1	3- 10	2- 5			
2- 6	0- 0	0- 1	HOME	0- 1	2- 4	1- 2			
1- 7	0- 0	0- 1	AWAY	0- 0	1- 6	1- 3			
0- 0	0- 0	0- 0	NEUTRAL	0- 0	0- 0	0- 0			

RPI S Opponent	Score	RPI S Opponent	Score	RPI S Opponent	Score	RPI S Opponent	Score	Team's RPI: 308
50 A Western Ky.	77	50 H Western Ky.	86	80 H UAB	69	104 H Middle Tenn.	73	
				85 A Kentucky	69	114 A Cleveland St.	85	
				89 H Ohio	54	117 A Rice	87	
				90 H Penn St.	80	125 H Louisiana Tech	74	
						156 H Southern Ill.	64	
						157 A Charlotte	67	
						169 A Florida	74	
						184 A Southern Miss.	70	
						195 H UTEP	64	
						220 A Fla. Atlantic	79	
						220 H Fla. Atlantic	62	
						226 A North Texas	54	
						267 H UTSA	72	
						269 H Appalachian St.	56	
						278 H Morgan St.	68	
						283 A Old Dominion	69	
						314 A FIU	67	
						314 H FIU	75	
						329 A Tennessee St.	65	
						339 H Winthrop	40	
						342 H Longwood	45	
-----								
LAST 12 Division I GAMES:								
220 H Fla. Atlantic	62	267 H UTSA	72					
226 A North Texas	54	184 A Southern Miss.	70					
117 A Rice	87	157 A Charlotte	67					
50 A Western Ky.	77	314 H FIU	75					
195 H UTEP	64	104 H Middle Tenn.	73					
80 H UAB	69	50 H Western Ky.	86					

Non-Div I Games: Ky. Christian 111 38 Alice Lloyd 96 46

Marshall

Average RPI Win:	137	WON-LOST	WINNING	LAST 10	STRENGTH OF	OPP. STRENGTH	TEAM	ADJ.	CONF.	ADJ CONF.
Average RPI Loss:	38	RECORD	PCT. RANK	GAMES	SCHEDULE	OF SCHEDULE	RPI	RPI	RPI	RPI
DIV. I ONLY	23- 6	30	7- 3	43	35	21	21	3	3	
DIV. I NON-CONF.	11- 2	22	1- 0	136	55	40	40	4	4	
-----										
TOTALS	RPI 1-25	RPI 26-50	W-L RECORDS	RPI 51-100	RPI 101-999	RPI 201+				
23- 6	2- 2	4- 2	OVERALL	7- 2	10- 0	9- 0				
12- 3	2- 1	1- 0	HOME	4- 2	5- 0	5- 0				
10- 3	0- 1	3- 2	AWAY	3- 0	4- 0	3- 0				
1- 0	0- 0	0- 0	NEUTRAL	0- 0	1- 0	1- 0				
11- 2	0- 2	2- 0	NON-CONFERENCE	2- 0	7- 0	7- 0				
6- 1	0- 1	0- 0	HOME	2- 0	4- 0	4- 0				
4- 1	0- 1	2- 0	AWAY	0- 0	2- 0	2- 0				
1- 0	0- 0	0- 0	NEUTRAL	0- 0	1- 0	1- 0				
12- 4	2- 0	2- 2	CONFERENCE	5- 2	3- 0	2- 0				
6- 2	2- 0	1- 0	HOME	2- 2	1- 0	1- 0				
6- 2	0- 0	1- 2	AWAY	3- 0	2- 0	1- 0				
0- 0	0- 0	0- 0	NEUTRAL	0- 0	0- 0	0- 0				

RPI	S	Opponent	Score	RPI	S	Opponent	Score	RPI	S	Opponent	Score	RPI	S	Opponent	Score
2	A	UConn	72 97	30	A	Virginia	60 59	53	H	Indiana	74 70	168	A	Northwestern	68 65
6	H	Ohio St.	99 69	35	A	Michigan	65 71	60	H	Purdue	65 75	205	A	Wisconsin	71 44
16	H	Iowa	80 64	39	A	Rutgers	72 54	61	A	Nebraska	64 57	225	A	Akron	75 54
17	H	South Carolina	86 94	39	H	Rutgers	88 60	61	H	Nebraska	77 75	228	H	Niagara	92 65
				47	A	Miami (FL)	79 71	62	A	Michigan St.	76 68	229	H	Illinois	100 65
				49	A	Minnesota	74 93	62	H	Michigan St.	68 82	237	H	Loyola Maryland	114 45
								76	H	Albany (NY)	91 58	254	H	Howard	111 49
								90	A	Penn St.	69 65	293	H	Mt. St. Mary's	97 57
								99	H	George Washington	80 54	303	N	Kennesaw St.	89 35
												319	A	Coppin St.	113 49
-----															
LAST 12 Division I GAMES:															
47	A	Miami (FL)	79 71	62	A	Michigan St.	76 68								
61	H	Nebraska	77 75	61	A	Nebraska	64 57								
35	A	Michigan	65 71	39	H	Rutgers	88 60								
49	A	Minnesota	74 93	168	A	Northwestern	68 65								
60	H	Purdue	65 75	6	H	Ohio St.	99 69								
39	A	Rutgers	72 54	53	H	Indiana	74 70								

Non-Div I Games:

Maryland



Massachusetts

Through Games Of March 1, 2018

Average RPI Win:	274	WON-LOST	WINNING	LAST 10	STRENGTH OF	OPP. STRENGTH	TEAM	ADJ.	CONF.	ADJ CONF.
Average RPI Loss:	157	RECORD	PCT. RANK	GAMES	SCHEDULE	OF SCHEDULE	RPI	RPI	RPI	RPI
DIV. I ONLY	12- 16	220	5- 5	336	193	276	276	13	13	
DIV. I NON-CONF.	6- 5	153	0- 0	346	333	290	290	10	10	
-----										
TOTALS	RPI 1-25	RPI 26-50	W-L RECORDS	RPI 51-100	RPI 101-999	RPI 201+				
12- 16	0- 0	0- 1	OVERALL	1- 4	11- 11	9- 3				
7- 6	0- 0	0- 1	HOME	1- 1	6- 4	5- 0				
4- 10	0- 0	0- 0	AWAY	0- 3	4- 7	3- 3				
1- 0	0- 0	0- 0	NEUTRAL	0- 0	1- 0	1- 0				
6- 5	0- 0	0- 0	NON-CONFERENCE	1- 0	5- 5	5- 2				
3- 2	0- 0	0- 0	HOME	1- 0	2- 2	2- 0				
2- 3	0- 0	0- 0	AWAY	0- 0	2- 3	2- 2				
1- 0	0- 0	0- 0	NEUTRAL	0- 0	1- 0	1- 0				
6- 11	0- 0	0- 1	CONFERENCE	0- 4	6- 6	4- 1				
4- 4	0- 0	0- 1	HOME	0- 1	4- 2	3- 0				
2- 7	0- 0	0- 0	AWAY	0- 3	2- 4	1- 1				
0- 0	0- 0	0- 0	NEUTRAL	0- 0	0- 0	0- 0				

RPI	S	Opponent	Score	RPI	S	Opponent	Score	RPI	S	Opponent	Score	RPI	S	Opponent	Score
				31	H	Dayton	49 78	72	A	Duquesne	57 60	126	A	Saint Louis	63 64
								79	H	Fordham	51 62	126	A	Saint Louis	64 70
								88	H	Liberty	64 61	137	H	Northeastern	54 64
								99	A	George Washington	49 55	145	H	Saint Joseph's	79 84
								100	A	George Mason	60 71	174	H	Marist	60 88
												181	A	North Dakota	52 82
												184	A	Davidson	81 87
												184	H	Davidson	70 68
												201	A	Richmond	58 49
												201	H	Richmond	39 51
												244	H	La Salle	69 66
												250	A	St. Bonaventure	59 69
												270	H	Towson	72 49
												282	H	VCU	79 75
												288	A	North Dakota St.	70 82
												311	A	UTRGV	59 67
												317	A	Incarnate Word	64 45
												333	A	Rhode Island	61 59
												333	H	Rhode Island	87 50
												338	N	Mississippi Val.	85 46
												347	H	Saint Peter's	81 65
												348	A	UMass Lowell	73 63
-----															
LAST 12 Division I GAMES:															
126	A	Saint Louis	64 70	31	H	Dayton	49 78	244	H	La Salle	69 66	201	H	Richmond	39 51
333	H	Rhode Island	87 50					333	A	Rhode Island	61 59	184	H	Davidson	70 68
201	A	Richmond	58 49					99	A	George Washington	49 55	100	A	George Mason	60 71
184	H	Davidson	70 68					282	H	VCU	79 75				

Non-Div I Games: Me.-Fort Kent 111 45 Fisher 121 38

Massachusetts

Loss, Non-Conf, S Site, H Home A Away N Neutral

Average RPI Win: 310  
Average RPI Loss: 165

WON-LOST  
RECORD

WINNING  
PCT. RANK

LAST 10  
GAMES

STRENGTH OF  
SCHEDULE

OPP. STRENGTH  
OF SCHEDULE

TEAM  
RPI

ADJ.  
RPI

CONF.  
RPI

ADJ CONF.  
RPI

DIV. I ONLY	9- 16	249	4- 6	304	264	279	279	26	26
DIV. I NON-CONF.	1- 7	310	0- 0	111	72	278	278	26	26
-----									
TOTALS	RPI 1-25	RPI 26-50	W-L RECORDS	RPI 51-100	RPI 101-999	RPI 201+			
9- 16	0- 2	0- 0	OVERALL	0- 1	9- 13	9- 8			
4- 7	0- 0	0- 0	HOME	0- 0	4- 7	4- 5			
5- 9	0- 2	0- 0	AWAY	0- 1	5- 6	5- 3			
0- 0	0- 0	0- 0	NEUTRAL	0- 0	0- 0	0- 0			
1- 7	0- 2	0- 0	NON-CONFERENCE	0- 0	1- 5	1- 2			
1- 2	0- 0	0- 0	HOME	0- 0	1- 2	1- 1			
0- 5	0- 2	0- 0	AWAY	0- 0	0- 3	0- 1			
0- 0	0- 0	0- 0	NEUTRAL	0- 0	0- 0	0- 0			
8- 9	0- 0	0- 0	CONFERENCE	0- 1	8- 8	8- 6			
3- 5	0- 0	0- 0	HOME	0- 0	3- 5	3- 4			
5- 4	0- 0	0- 0	AWAY	0- 1	5- 3	5- 2			
0- 0	0- 0	0- 0	NEUTRAL	0- 0	0- 0	0- 0			

RPI	S	Opponent	Score
4	A	Baylor	34 95
11	A	Texas	34 100

RPI	S	Opponent	Score
-----	---	----------	-------

RPI	S	Opponent	Score
92	A	Lamar University	58 83

RPI	S	Opponent	Score
109	A	SFA	58 73
119	H	Central Ark.	45 51
125	A	Louisiana Tech	62 78
128	H	Tulane	66 70
154	A	Louisiana	86 98
209	A	SMU	59 65
223	A	New Orleans	62 84
223	H	New Orleans	64 77
230	A	Nicholls St.	51 63
230	H	Nicholls St.	54 61
234	H	A&M-Corpus Christi	70 64
235	H	Grambling	60 75
240	H	Abilene Christian	75 80
291	A	Southeastern La.	77 65
291	H	Southeastern La.	69 47
309	A	Houston Baptist	86 74
309	H	Houston Baptist	61 67
317	A	Incarinate Word	66 57
335	A	Sam Houston St.	66 63
336	H	La.-Monroe	65 61
337	A	Northwestern St.	60 44
337	H	Northwestern St.	72 67

## LAST 12 Division I GAMES:

234	H	A&M-Corpus Christi	70 64	109	A	SFA	58 73
309	H	Houston Baptist	61 67	337	A	Northwestern St.	60 44
230	A	Nicholls St.	51 63	335	A	Sam Houston St.	66 63
223	A	New Orleans	62 84	92	A	Lamar University	58 83
119	H	Central Ark.	45 51	309	A	Houston Baptist	86 74
291	H	Southeastern La.	69 47	291	A	Southeastern La.	77 65

Non-Div I Games: LSU-Alexandria 73 53 Louisiana Col. 84 46 Southern-N. O. 76 61

McNeese

Loss, Non-Conf, S Site, H Home A Away N Neutral

Average RPI Win:	204	WON-LOST	WINNING	LAST 10	STRENGTH OF	OPP. STRENGTH	TEAM	ADJ.	CONF.	ADJ CONF.
Average RPI Loss:	98	RECORD	PCT. RANK	GAMES	SCHEDULE	OF SCHEDULE	RPI	RPI	RPI	RPI
DIV. I ONLY	10- 19	256	3- 7	61	86	187	187	8	8	
DIV. I NON-CONF.	5- 8	220	0- 0	100	143	211	211	7	7	
-----										
TOTALS	RPI 1-25	RPI 26-50	W-L RECORDS	RPI 51-100	RPI 101-999	RPI 201+				
10- 19	0- 5	0- 2	OVERALL	1- 2	9- 10	5- 2				
7- 8	0- 2	0- 1	HOME	1- 1	6- 4	4- 2				
3- 8	0- 1	0- 1	AWAY	0- 1	3- 5	1- 0				
0- 3	0- 2	0- 0	NEUTRAL	0- 0	0- 1	0- 0				
5- 8	0- 2	0- 0	NON-CONFERENCE	1- 1	4- 5	3- 1				
4- 3	0- 0	0- 0	HOME	1- 1	3- 2	3- 1				
1- 2	0- 0	0- 0	AWAY	0- 0	1- 2	0- 0				
0- 3	0- 2	0- 0	NEUTRAL	0- 0	0- 1	0- 0				
5- 11	0- 3	0- 2	CONFERENCE	0- 1	5- 5	2- 1				
3- 5	0- 2	0- 1	HOME	0- 0	3- 2	1- 1				
2- 6	0- 1	0- 1	AWAY	0- 1	2- 3	1- 0				
0- 0	0- 0	0- 0	NEUTRAL	0- 0	0- 0	0- 0				

RPI 1-25				RPI 26-50				RPI 51-100				RPI 101+ Team's RPI: 187			
RPI	S	Opponent	Score	RPI	S	Opponent	Score	RPI	S	Opponent	Score	RPI	S	Opponent	Score
2	A	UConn	49 97	44	A	UCF	41 61	68	A	Houston	55 66	103	A	Little Rock	57 86
2	H	UConn	36 93	44	H	UCF	40 63	80	H	UAB	64 62	116	A	Cincinnati	53 64
6	N	Ohio St.	69 100					82	H	IUPUI	57 80	125	A	Louisiana Tech	40 65
14	H	South Fla.	62 81									128	H	Tulane	73 60
24	N	DePaul	67 81									135	A	Wichita St.	61 69
												135	H	Wichita St.	64 77
												147	A	Vanderbilt	71 60
												156	H	Southern Ill.	56 68
												162	N	Kent St.	55 70
												192	A	Temple	83 78
												199	A	East Carolina	62 75
												199	H	East Carolina	72 36
												209	H	SMU	35 53
												210	A	Tulsa	69 48
												210	H	Tulsa	65 56
												229	H	Illinois	47 63
												235	H	Grambling	57 48
												307	H	Jackson St.	64 53
												329	H	Tennessee St.	79 75
-----															
LAST 12 Division I GAMES:															
192	A	Temple	83 78	68	A	Houston	55 66								
210	H	Tulsa	65 56	44	A	UCF	41 61								
44	H	UCF	40 63	135	H	Wichita St.	64 77								
128	H	Tulane	73 60	2	H	UConn	36 93								
199	A	East Carolina	62 75	116	A	Cincinnati	53 64								
209	H	SMU	35 53	14	H	South Fla.	62 81								

Non-Div I Games:

Memphis

Average RPI Win:	211	WON-LOST	WINNING	LAST 10	STRENGTH OF	OPP. STRENGTH	TEAM	ADJ.	CONF.	ADJ CONF.
Average RPI Loss:	39	RECORD	PCT. RANK	GAMES	SCHEDULE	OF SCHEDULE	RPI	RPI	RPI	RPI
DIV. I ONLY	28- 2	5	10- 0	268	145	55	55	17	17	
DIV. I NON-CONF.	13- 2	20	0- 0	241	183	68	68	17	17	
-----										
TOTALS	RPI 1-25	RPI 26-50	W-L RECORDS	RPI 51-100	RPI 101-999	RPI 201+				
28- 2	0- 0	1- 2	OVERALL	1- 0	26- 0	15- 0				
13- 1	0- 0	0- 1	HOME	1- 0	12- 0	7- 0				
13- 0	0- 0	1- 0	AWAY	0- 0	12- 0	6- 0				
2- 1	0- 0	0- 1	NEUTRAL	0- 0	2- 0	2- 0				
13- 2	0- 0	1- 2	NON-CONFERENCE	1- 0	11- 0	8- 0				
6- 1	0- 0	0- 1	HOME	1- 0	5- 0	4- 0				
6- 0	0- 0	1- 0	AWAY	0- 0	5- 0	3- 0				
1- 1	0- 0	0- 1	NEUTRAL	0- 0	1- 0	1- 0				
15- 0	0- 0	0- 0	CONFERENCE	0- 0	15- 0	7- 0				
7- 0	0- 0	0- 0	HOME	0- 0	7- 0	3- 0				
7- 0	0- 0	0- 0	AWAY	0- 0	7- 0	3- 0				
1- 0	0- 0	0- 0	NEUTRAL	0- 0	1- 0	1- 0				

RPI	S	Opponent	Score	RPI	S	Opponent	Score	RPI	S	Opponent	Score	RPI	S	Opponent	Score
28	H	Georgia	54 72	44	A	UCF	73 64	50	N	Western Ky.	62 67	99	H	George Washington	61 44
-----															
Team's RPI: 55															
LAST 12 Division I GAMES:															
306	N	Western Caro.	75 44	299	H	Wofford	80 39	108	A	Chattanooga	71 50	108	H	Chattanooga	65 56
113	H	ETSU	63 48	189	H	Furman	65 53	113	A	ETSU	85 65	113	H	ETSU	63 48
108	H	Chattanooga	65 56	108	A	Chattanooga	71 50	157	A	Charlotte	90 74	160	A	Samford	73 59
215	A	UNCG	57 54	113	A	ETSU	85 65	160	H	Samford	48 45	184	H	Davidson	69 54
306	A	Western Caro.	53 46	306	H	Western Caro.	72 50	189	A	Furman	86 64	189	H	Furman	65 53
160	H	Samford	48 45	215	H	UNCG	80 57	215	A	UNCG	57 54	215	H	UNCG	80 57
				215	H	UNCG	80 57	220	A	Fla. Atlantic	66 55	231	A	UNC Asheville	67 56
								253	A	Campbell	58 57	254	H	Howard	70 44
								282	N	VCU	70 54	299	A	Wofford	71 46
								299	H	Wofford	80 39	306	A	Western Caro.	53 46
								306	H	Western Caro.	72 50	306	N	Western Caro.	75 44
								323	H	South Carolina St.	74 53	326	H	Ga. Southern	72 45
								339	H	Winthrop	93 45				

Non-Div I Games:

Mercer

Average RPI	Win:	139	WON-LOST	WINNING	LAST 10	STRENGTH OF	OPP. STRENGTH	TEAM	ADJ.	CONF.	ADJ CONF.
Average RPI	Loss:	46	RECORD	PCT. RANK	GAMES	SCHEDULE	OF SCHEDULE	RPI	RPI	RPI	RPI
DIV. I ONLY		21- 9	66	7- 3	47	15	47	47	1	1	
DIV. I NON-CONF.		10- 3	52	0- 0	179	94	99	99	1	1	
-----											
TOTALS	RPI 1-25		RPI 26-50		W-L RECORDS	RPI 51-100		RPI 101-999		RPI 201+	
21- 9	2- 5		2- 0		OVERALL	5- 2		12- 2		6- 0	
13- 5	2- 3		1- 0		HOME	4- 1		6- 1		4- 0	
5- 4	0- 2		1- 0		AWAY	1- 1		3- 1		1- 0	
3- 0	0- 0		0- 0		NEUTRAL	0- 0		3- 0		1- 0	
10- 3	0- 1		0- 0		NON-CONFERENCE	3- 1		7- 1		5- 0	
8- 2	0- 1		0- 0		HOME	3- 1		5- 0		4- 0	
0- 1	0- 0		0- 0		AWAY	0- 0		0- 1		0- 0	
2- 0	0- 0		0- 0		NEUTRAL	0- 0		2- 0		1- 0	
11- 6	2- 4		2- 0		CONFERENCE	2- 1		5- 1		1- 0	
5- 3	2- 2		1- 0		HOME	1- 0		1- 1		0- 0	
5- 3	0- 2		1- 0		AWAY	1- 1		3- 0		1- 0	
1- 0	0- 0		0- 0		NEUTRAL	0- 0		1- 0		0- 0	

RPI 1-25				RPI 26-50				Team's RPI: 47				RPI 51-100				RPI 101+			
RPI	S	Opponent	Score	RPI	S	Opponent	Score	RPI	S	Opponent	Score	RPI	S	Opponent	Score	RPI	S	Opponent	Score
1	A	Notre Dame	76 83	30	A	Virginia	77 62	62	H	Michigan St.	67 57	102	H	Wake Forest	50 61				
5	H	Louisville	74 84	37	H	Syracuse	72 67	64	A	Virginia Tech	82 78	102	N	Wake Forest	68 60				
7	A	Florida St.	67 105					64	H	Virginia Tech	76 46	112	A	North Carolina	92 72				
7	H	Florida St.	71 91					65	A	Georgia Tech	51 70	131	H	Bethune-Cookman	85 39				
12	H	Duke	51 48					71	H	St. John's (NY)	64 74	139	A	Colorado	61 67				
20	H	NC State	52 48					75	H	Maine	80 70	156	N	Southern Ill.	75 65				
21	H	Maryland	71 79					85	H	Kentucky	65 54	161	A	Clemson	72 60				
												177	H	Pittsburgh	82 58				
												203	A	Boston College	65 43				
												223	H	New Orleans	76 46				
												277	N	Sacramento St.	82 56				
												292	H	Vermont	73 49				
												314	H	FIU	77 69				
												315	H	Alabama St.	79 31				
-----																			
LAST 12 Division I GAMES:																			
102	N	Wake Forest	68 60	20	H	NC State	52 48	112	A	North Carolina	92 72								
64	H	Virginia Tech	76 46					64	A	Virginia Tech	82 78								
65	A	Georgia Tech	51 70					5	H	Louisville	74 84								
30	A	Virginia	77 62					203	A	Boston College	65 43								
177	H	Pittsburgh	82 58					37	H	Syracuse	72 67								
7	H	Florida St.	71 91																

Non-Div I Games:

Average RPI Win:	191	WON-LOST	WINNING	LAST 10	STRENGTH OF	OPP. STRENGTH	TEAM	ADJ.	CONF.	ADJ CONF.
Average RPI Loss:	83	RECORD	PCT. RANK	GAMES	SCHEDULE	OF SCHEDULE	RPI	RPI	RPI	RPI
DIV. I ONLY	19- 9	77	9- 1	140	98	83	83	7	7	
DIV. I NON-CONF.	8- 3	65	0- 0	249	298	95	95	8	8	
-----										
TOTALS	RPI 1-25	RPI 26-50	W-L RECORDS	RPI 51-100	RPI 101-999	RPI 201+				
19- 9	0- 3	0- 1	OVERALL	4- 1	15- 4	10- 1				
10- 3	0- 2	0- 0	HOME	2- 0	8- 1	6- 1				
8- 6	0- 1	0- 1	AWAY	2- 1	6- 3	4- 0				
1- 0	0- 0	0- 0	NEUTRAL	0- 0	1- 0	0- 0				
8- 3	0- 0	0- 0	NON-CONFERENCE	1- 1	7- 2	5- 0				
5- 0	0- 0	0- 0	HOME	0- 0	5- 0	4- 0				
2- 3	0- 0	0- 0	AWAY	1- 1	1- 2	1- 0				
1- 0	0- 0	0- 0	NEUTRAL	0- 0	1- 0	0- 0				
11- 6	0- 3	0- 1	CONFERENCE	3- 0	8- 2	5- 1				
5- 3	0- 2	0- 0	HOME	2- 0	3- 1	2- 1				
6- 3	0- 1	0- 1	AWAY	1- 0	5- 1	3- 0				
0- 0	0- 0	0- 0	NEUTRAL	0- 0	0- 0	0- 0				

RPI	S	Opponent	Score	RPI	S	Opponent	Score	RPI	S	Opponent	Score	RPI	S	Opponent	Score
15	A	Buffalo	67 72	38	A	Ball St.	61 86	60	A	Purdue	66 75	110	A	Northern Ill.	77 62
15	H	Buffalo	49 64					69	H	Tol edo	67 58	110	H	Northern Ill.	67 65
22	H	Central Mich.	66 84					82	A	IUPUI	96 83	116	A	Cincinnati	62 73
								89	A	Ohio	78 56	122	A	Western Mich.	70 81
								89	H	Ohio	64 55	141	A	Loyola Marymount	71 84
												162	A	Kent St.	65 59
												164	H	Jacksonville St.	58 55
												172	N	Denver	69 52
												211	A	Bowling Green	66 62
												211	H	Bowling Green	92 64
												216	A	Eastern Mich.	73 69
												216	H	Eastern Mich.	59 74
												225	A	Akron	77 50
												225	H	Akron	75 67
												261	A	Indiana St.	68 56
												284	H	Canisius	72 47
												297	H	Valparaiso	77 68
												320	H	Detroit Mercy	91 64
												341	H	Florida A&M	73 33
LAST 12 Division I GAMES:															
89	A	Ohio	78 56	211	A	Bowling Green	66 62								
211	H	Bowling Green	92 64	110	A	Northern Ill.	77 62								
225	A	Akron	77 50	89	H	Ohio	64 55								
162	A	Kent St.	65 59	216	A	Eastern Mich.	73 69								
15	H	Buffalo	49 64	122	A	Western Mich.	70 81								
69	H	Tol edo	67 58	225	H	Akron	75 67								

Non-Div I Games:

Miami (OH)

Average RPI Win: 150	WON-LOST RECORD	WINNING PCT. RANK	LAST 10 GAMES	STRENGTH OF SCHEDULE	OPP. STRENGTH OF SCHEDULE	TEAM RPI	ADJ. RPI	CONF. RPI	ADJ. CONF. RPI
Average RPI Loss: 30									
DIV. I ONLY	22- 8	55	4- 4	60	41	35	35	3	3
DIV. I NON-CONF.	11- 2	22	0- 0	150	86	46	46	4	4
-----									
TOTALS	RPI 1-25	RPI 26-50	W-L RECORDS	RPI 51-100	RPI 101-999	RPI 201+			
22- 8	3- 4	0- 2	OVERALL	8- 2	11- 0	7- 0			
14- 3	2- 2	0- 0	HOME	5- 1	7- 0	4- 0			
7- 5	1- 2	0- 2	AWAY	2- 1	4- 0	3- 0			
1- 0	0- 0	0- 0	NEUTRAL	1- 0	0- 0	0- 0			
11- 2	1- 2	0- 0	NON-CONFERENCE	3- 0	7- 0	5- 0			
8- 1	1- 1	0- 0	HOME	2- 0	5- 0	3- 0			
3- 1	0- 1	0- 0	AWAY	1- 0	2- 0	2- 0			
0- 0	0- 0	0- 0	NEUTRAL	0- 0	0- 0	0- 0			
11- 6	2- 2	0- 2	CONFERENCE	5- 2	4- 0	2- 0			
6- 2	1- 1	0- 0	HOME	3- 1	2- 0	1- 0			
4- 4	1- 1	0- 2	AWAY	1- 1	2- 0	1- 0			
1- 0	0- 0	0- 0	NEUTRAL	1- 0	0- 0	0- 0			

RPI 1-25				RPI 26-50				RPI 51-100				RPI 101+			
RPI	S	Opponent	Score	RPI	S	Opponent	Score	RPI	S	Opponent	Score	RPI	S	Opponent	Score
1	H	Notre Dame	63 83	39	A	Rutgers	56 63	53	H	Indiana	84 79	162	H	Kent St.	54 41
5	A	Louisville	49 74	49	A	Minnesota	87 93	60	H	Purdue	79 81	168	A	Northwestern	80 59
6	A	Ohio St.	84 75					61	A	Nebraska	69 64	168	H	Northwestern	84 63
6	H	Ohio St.	71 78					62	A	Michigan St.	61 66	188	H	Oakland	78 69
16	A	Iowa	72 82					62	H	Michigan St.	74 48	205	A	Wisconsin	80 57
21	H	Maryland	71 65					88	H	Liberty	74 50	229	H	Illinois	86 42
25	H	Marquette	82 76					89	A	Ohio	74 61	251	H	North Florida	79 34
								90	H	Penn St.	89 69	275	A	LIU Brooklyn	86 49
								90	N	Penn St.	77 48	320	A	Detroit Mercy	86 50
								100	H	George Mason	75 61	327	H	Fort Wayne	77 45
												331	H	Delaware St.	105 36
-----															
LAST 12 Division I GAMES:															
90	N	Penn St.	77 48	60	H	Purdue	79 81	168	A	Northwestern	80 59	62	H	Michigan St.	74 48
21	H	Maryland	71 65	168	A	Northwestern	80 59	62	H	Michigan St.	74 48	229	H	Illinois	86 42
49	A	Minnesota	87 93	62	H	Michigan St.	74 48	6	A	Ohio St.	84 75	61	A	Nebraska	69 64
62	A	Michigan St.	61 66	229	H	Illinois	86 42								
168	H	Northwestern	84 63	84	63										
39	A	Rutgers	56 63												

Non-Div I Games:

Mi ch i g a n





Average RPI	Win:	223	WON-LOST	WINNING	LAST 10	STRENGTH OF	OPP. STRENGTH	TEAM	ADJ.	CONF.	ADJ CONF.
Average RPI	Loss:	88	RECORD	PCT. RANK	GAMES	SCHEDULE	OF SCHEDULE	RPI	RPI	RPI	RPI
DIV. I ONLY	17- 11	108	6- 4	139	125	104	104	18	18		
DIV. I NON-CONF.	8- 5	111	0- 0	261	51	124	124	20	20		
-----											
TOTALS	RPI 1-25	RPI 26-50	W-L RECORDS	RPI 51-100	RPI 101-999	RPI 201+					
17- 11	0- 1	0- 3	OVERALL	1- 3	16- 4	10- 0					
8- 4	0- 0	0- 1	HOME	1- 1	7- 2	4- 0					
8- 6	0- 1	0- 1	AWAY	0- 2	8- 2	5- 0					
1- 1	0- 0	0- 1	NEUTRAL	0- 0	1- 0	1- 0					
8- 5	0- 1	0- 1	NON-CONFERENCE	1- 1	7- 2	5- 0					
5- 0	0- 0	0- 0	HOME	1- 0	4- 0	3- 0					
2- 4	0- 1	0- 0	AWAY	0- 1	2- 2	1- 0					
1- 1	0- 0	0- 1	NEUTRAL	0- 0	1- 0	1- 0					
9- 6	0- 0	0- 2	CONFERENCE	0- 2	9- 2	5- 0					
3- 4	0- 0	0- 1	HOME	0- 1	3- 2	1- 0					
6- 2	0- 0	0- 1	AWAY	0- 1	6- 0	4- 0					
0- 0	0- 0	0- 0	NEUTRAL	0- 0	0- 0	0- 0					

RPI	S	Opponent	Score	RPI	S	Opponent	Score	RPI	S	Opponent	Score	RPI	S	Opponent	Score	Team's RPI: 104
5	A	Louisville	26 80	46	N	Southern California	57 72	65	A	Georgia Tech	45 48	117	H	Rice	51 41	
				50	A	Western Ky.	43 57	80	A	UAB	58 65	125	H	Louisiana Tech	49 66	
				50	H	Western Ky.	60 76	80	H	UAB	51 59	128	A	Tulane	44 62	
								85	H	Kentucky	62 57	147	A	Vanderbilt	65 54	
												157	A	Charlotte	54 53	
												157	H	Charlotte	64 45	
												159	A	Ole Miss	56 65	
												180	H	Troy	73 57	
												184	H	Southern Miss.	53 61	
												195	A	UTEP	54 45	
												220	A	Fla. Atlantic	69 65	
												226	H	North Texas	56 48	
												231	A	UNC Asheville	72 57	
												264	H	Lipscomb	72 48	
												267	A	UTSA	62 47	
												284	N	Canisius	55 45	
												308	A	Marshall	73 57	
												312	H	Tennessee Tech	58 44	
												314	A	FIU	63 59	
												319	H	Coppin St.	69 39	
-----																
LAST 12 Division I GAMES:																
157	A	Charlotte	54 53	125	H	Louisiana Tech	49 66									
80	A	UAB	58 65	157	H	Charlotte	64 45									
117	H	Rice	51 41	308	A	Marshall	73 57									
50	H	Western Ky.	60 76	184	H	Southern Miss.	53 61									
314	A	FIU	63 59	226	H	North Texas	56 48									
220	A	Fla. Atlantic	69 65	195	A	UTEP	54 45									

Non-Div I Games:

Middle Tenn.

Average RPI Win:	225	WON-LOST	WINNING	LAST 10	STRENGTH OF	OPP. STRENGTH	TEAM	ADJ.	CONF.	ADJ CONF.
Average RPI Loss:	99	RECORD	PCT. RANK	GAMES	SCHEDULE	OF SCHEDULE	RPI	RPI	RPI	RPI
DIV. I ONLY	20- 10	81	5- 5	222	147	118	118	11	11	
DIV. I NON-CONF.	9- 3	61	0- 0	287	169	115	115	15	15	
-----										
TOTALS	RPI 1-25	RPI 26-50	W-L RECORDS	RPI 51-100	RPI 101-999	RPI 201+				
20- 10	0- 3	0- 0	OVERALL	3- 4	17- 3	12- 1				
8- 5	0- 2	0- 0	HOME	1- 1	7- 2	5- 1				
11- 4	0- 1	0- 0	AWAY	2- 2	9- 1	6- 0				
1- 1	0- 0	0- 0	NEUTRAL	0- 1	1- 0	1- 0				
9- 3	0- 1	0- 0	NON-CONFERENCE	1- 2	8- 0	7- 0				
3- 1	0- 1	0- 0	HOME	0- 0	3- 0	3- 0				
5- 1	0- 0	0- 0	AWAY	1- 1	4- 0	3- 0				
1- 1	0- 0	0- 0	NEUTRAL	0- 1	1- 0	1- 0				
11- 7	0- 2	0- 0	CONFERENCE	2- 2	9- 3	5- 1				
5- 4	0- 1	0- 0	HOME	1- 1	4- 2	2- 1				
6- 3	0- 1	0- 0	AWAY	1- 1	5- 1	3- 0				
0- 0	0- 0	0- 0	NEUTRAL	0- 0	0- 0	0- 0				

RPI	S	Opponent	Score	RPI	S	Opponent	Score	RPI	S	Opponent	Score	RPI	S	Opponent	Score	Team's RPI: 118
23	A	Green Bay	29 52					68	N	Houston	59 74	114	A	Cleveland St.	69 63	
23	H	Green Bay	36 65					77	A	Drake	73 77	114	H	Cleveland St.	79 72	
25	H	Marquette	68 83					82	A	IUPUI	67 60	158	A	Youngstown St.	85 86	
								82	H	IUPUI	68 70	158	H	Youngstown St.	62 61	
								94	A	Wright St.	51 56	168	A	Northwestern	66 57	
								94	H	Wright St.	59 53	188	A	Oakland	74 62	
								96	A	Western Ill.	77 67	188	H	Oakland	75 80	
												205	A	Wisconsin	67 64	
												208	N	CSUN	58 50	
												249	H	Illinois St.	61 59	
												256	A	Northern Ky.	52 49	
												256	H	Northern Ky.	57 60	
												288	H	North Dakota St.	74 38	
												302	H	Loyola Chicago	63 41	
												320	A	Detroit Mercy	70 61	
												320	H	Detroit Mercy	90 45	
												327	A	Fort Wayne	60 48	
												330	A	Ill. -Chicago	76 53	
												330	H	Ill. -Chicago	59 44	
												345	A	Chicago St.	84 59	
-----																
LAST 12 Division I GAMES:																
188	H	Oakland	75 80	256	H	Northern Ky.	57 60									
320	H	Detroit Mercy	90 45	94	H	Wright St.	59 53									
82	A	IUPUI	67 60	330	H	Ill. -Chicago	59 44									
114	A	Cleveland St.	69 63	82	H	IUPUI	68 70									
158	A	Youngstown St.	85 86	320	A	Detroit Mercy	70 61									
23	H	Green Bay	36 65	188	A	Oakland	74 62									

Non-Div I Games:

Milwaukee

Average RPI	Win:	152	WON-LOST	WINNING	LAST 10	STRENGTH OF	OPP. STRENGTH	TEAM	ADJ.	CONF.	ADJ CONF.
Average RPI	Loss:	66	RECORD	PCT. RANK	GAMES	SCHEDULE	OF SCHEDULE	RPI	RPI	RPI	RPI
DIV. I ONLY		22- 7		45	8- 2	131	36	49	49	3	3
DIV. I NON-CONF.		11- 2		22	0- 0	313	67	81	81	4	4
-----											
TOTALS	RPI 1-25		RPI 26-50		W-L RECORDS	RPI 51-100		RPI 101-999		RPI 201+	
22- 7	2- 2		1- 1		OVERALL	5- 2		14- 2		10- 0	
13- 2	2- 0		1- 0		HOME	2- 2		8- 0		7- 0	
8- 5	0- 2		0- 1		AWAY	3- 0		5- 2		3- 0	
1- 0	0- 0		0- 0		NEUTRAL	0- 0		1- 0		0- 0	
11- 2	0- 0		0- 0		NON-CONFERENCE	1- 0		10- 2		7- 0	
7- 0	0- 0		0- 0		HOME	0- 0		7- 0		6- 0	
3- 2	0- 0		0- 0		AWAY	1- 0		2- 2		1- 0	
1- 0	0- 0		0- 0		NEUTRAL	0- 0		1- 0		0- 0	
11- 5	2- 2		1- 1		CONFERENCE	4- 2		4- 0		3- 0	
6- 2	2- 0		1- 0		HOME	2- 2		1- 0		1- 0	
5- 3	0- 2		0- 1		AWAY	2- 0		3- 0		2- 0	
0- 0	0- 0		0- 0		NEUTRAL	0- 0		0- 0		0- 0	

RPI	S	Opponent	Score	RPI	S	Opponent	Score	Team's RPI: 49	RPI	S	Opponent	Score	RPI	S	Opponent	Score
6	A	Ohio St.	75 91	35	H	Michigan	93 87		53	H	Indiana	70 82	102	N	Wake Forest	93 81
16	A	Iowa	84 92	39	A	Rutgers	70 80		60	A	Purdue	78 74	111	A	Georgetown	73 63
16	H	Iowa	77 72						61	H	Nebraska	74 79	112	A	North Carolina	83 88
21	H	Maryland	93 74						62	H	Michigan St.	83 77	144	H	Cal Poly	112 68
									84	A	UNLV	79 72	168	A	Northwestern	90 63
									90	A	Penn St.	91 71	173	A	San Diego	69 72
									90	H	Penn St.	101 68	202	H	Lehigh	107 73
													203	H	Boston College	78 68
													205	A	Wisconsin	71 61
													205	H	Wisconsin	90 65
													216	H	Eastern Mich.	80 56
													217	H	Xavier	74 62
													229	A	Illinois	84 75
													258	H	UC Riverside	101 75
													282	H	VCU	108 63
													333	A	Rhode Island	82 60
-----																
LAST 12 Division I GAMES:																
229	A	Illinois	84 75	16	A	Iowa	84 92		205	A	Wisconsin	71 61				
53	H	Indiana	70 82	16	H	Iowa	77 72		205	H	Wisconsin	90 65				
21	H	Maryland	93 74	39	A	Rutgers	70 80		90	H	Penn St.	101 68				
35	H	Michigan	93 87	90	A	Penn St.	91 71		60	A	Purdue	78 74				

Non-Div I Games:

Minnesota

Average RPI	Win:	102	WON-LOST	WINNING	LAST 10	STRENGTH OF	OPP. STRENGTH	TEAM	ADJ.	CONF.	ADJ CONF.
Average RPI	Loss:	0	RECORD	PCT. RANK	GAMES	SCHEDULE	OF SCHEDULE	RPI	RPI	RPI	RPI
DIV. I ONLY		30- 0		1	10- 0	30	12	3	3	2	2
DIV. I NON-CONF.		14- 0		1	0- 0	36	29	4	4	2	2
-----											
TOTALS	RPI 1-25		RPI 26-50		W-L RECORDS	RPI 51-100		RPI 101-999		RPI 201+	
30- 0	6- 0		4- 0		OVERALL	8- 0		12- 0		3- 0	
16- 0	3- 0		1- 0		HOME	5- 0		7- 0		2- 0	
9- 0	2- 0		2- 0		AWAY	2- 0		3- 0		0- 0	
5- 0	1- 0		1- 0		NEUTRAL	1- 0		2- 0		1- 0	
14- 0	2- 0		2- 0		NON-CONFERENCE	4- 0		6- 0		3- 0	
8- 0	1- 0		1- 0		HOME	2- 0		4- 0		2- 0	
1- 0	0- 0		0- 0		AWAY	1- 0		0- 0		0- 0	
5- 0	1- 0		1- 0		NEUTRAL	1- 0		2- 0		1- 0	
16- 0	4- 0		2- 0		CONFERENCE	4- 0		6- 0		0- 0	
8- 0	2- 0		0- 0		HOME	3- 0		3- 0		0- 0	
8- 0	2- 0		2- 0		AWAY	1- 0		3- 0		0- 0	
0- 0	0- 0		0- 0		NEUTRAL	0- 0		0- 0		0- 0	

RPI	S	Opponent	Score	RPI	S	Opponent	Score	RPI	S	Opponent	Score	RPI	S	Opponent	Score
8	H	Oregon	90 79	26	A	LSU	83 70	51	H	Oklahoma St.	79 76	103	H	Little Rock	86 48
9	A	Tennessee	71 52	28	A	Georgia	86 62	58	N	Arizona St.	65 57	138	H	Arkansas	111 69
17	H	South Carolina	67 53	30	H	Virginia	68 53	75	H	Maine	83 43	147	A	Vanderbilt	95 50
18	H	Texas A&M	76 55	37	N	Syracuse	76 65	84	A	UNLV	103 63	154	N	Louisiana	94 37
19	A	Missouri	57 53					85	A	Kentucky	85 63	159	A	Ole Miss	69 49
23	N	Green Bay	67 46					85	H	Kentucky	74 55	159	H	Ole Miss	76 45
								93	H	Alabama	75 61	169	A	Florida	98 50
								95	H	Auburn	82 61	169	H	Florida	90 53
												184	H	Southern Miss.	91 56
												204	N	Columbia	90 54
												301	H	Georgia St.	106 50
												338	H	Mississippi Val.	112 36
-----															
LAST 12 Division I GAMES:															
85	A	Kentucky	85 63	17	H	South Carolina	67 53								
95	H	Auburn	82 61	19	A	Missouri	57 53								
18	H	Texas A&M	76 55	159	A	Ole Miss	69 49								
147	A	Vanderbilt	95 50	169	H	Florida	90 53								
85	H	Kentucky	74 55	9	A	Tennessee	71 52								
169	A	Florida	98 50	93	H	Alabama	75 61								

Non-Div I Games:

Mississippi St.

Average RPI Win:	303	WON-LOST	WINNING	LAST 10	STRENGTH OF	OPP. STRENGTH	TEAM	ADJ.	CONF.	ADJ CONF.
Average RPI Loss:	209	RECORD	PCT. RANK	GAMES	SCHEDULE	OF SCHEDULE	RPI	RPI	RPI	RPI
DIV. I ONLY	2- 27	345	2- 8	212	338	338	338	32	32	
DIV. I NON-CONF.	0- 12	337	0- 0	47	164	286	286	32	32	
-----										
TOTALS	RPI 1-25	RPI 26-50	W-L RECORDS	RPI 51-100	RPI 101-999	RPI 201+				
2- 27	0- 1	0- 2	OVERALL	0- 3	2- 21	2- 17				
1- 9	0- 0	0- 0	HOME	0- 0	1- 9	1- 8				
1- 13	0- 0	0- 0	AWAY	0- 0	1- 2	1- 1				
0- 5	0- 0	0- 1	NEUTRAL	0- 2	0- 2	0- 2				
0- 12	0- 1	0- 2	NON-CONFERENCE	0- 3	0- 6	0- 4				
0- 1	0- 0	0- 0	HOME	0- 0	0- 1	0- 1				
0- 6	0- 1	0- 1	AWAY	0- 1	0- 3	0- 1				
0- 5	0- 0	0- 1	NEUTRAL	0- 2	0- 2	0- 2				
2- 15	0- 0	0- 0	CONFERENCE	0- 0	2- 15	2- 13				
1- 8	0- 0	0- 0	HOME	0- 0	1- 8	1- 7				
1- 7	0- 0	0- 0	AWAY	0- 0	1- 7	1- 6				
0- 0	0- 0	0- 0	NEUTRAL	0- 0	0- 0	0- 0				

RPI 1-25				RPI 26-50				RPI 51-100				RPI 101+				Team's RPI: 338
RPI	S	Opponent	Score	RPI	S	Opponent	Score	RPI	S	Opponent	Score	RPI	S	Opponent	Score	
3	A	Mississippi St.	36 112	31	N	Dayton	46 65	62	N	Michigan St.	64 83	139	A	Colorado	48 85	
				50	A	Western Ky.	48 87	77	N	Drake	60 96	184	A	Southern Miss.	69 84	
								80	A	UAB	72 87	190	A	Southern U.	58 66	
												190	H	Southern U.	54 70	
												219	A	Texas Southern	39 55	
												219	H	Texas Southern	53 72	
												230	H	Nicholls St.	57 62	
												235	A	Grambling	55 64	
												235	H	Grambling	62 64	
												243	A	Prairie View	73 78	
												243	H	Prairie View	74 75	
												267	N	UTSA	55 68	
												276	N	Massachusetts	46 85	
												290	A	Murray St.	63 64	
												298	A	Alcorn	62 61	
												298	H	Alcorn	70 76	
												307	A	Jackson St.	67 68	
												307	H	Jackson St.	72 61	
												310	A	Alabama A&M	48 65	
												310	H	Alabama A&M	49 57	
												315	A	Alabama St.	41 76	
												315	H	Alabama St.	62 70	
												331	H	Ark. -Pine Bluff	59 64	
-----																
LAST 12 Division I GAMES:																
235	A	Grambling	55 64	310	H	Alabama A&M	49 57									
307	A	Jackson St.	67 68	315	H	Alabama St.	62 70									
243	H	Prairie View	74 75	235	H	Grambling	62 64									
219	H	Texas Southern	53 72	307	H	Jackson St.	72 61									
190	A	Southern U.	58 66	243	A	Prairie View	73 78									
298	A	Alcorn	62 61	219	A	Texas Southern	39 55									

Non-Div I Games:

Mississippi Val.

Average RPI Win:	127	WON-LOST	WINNING	LAST 10	STRENGTH OF	OPP. STRENGTH	TEAM	ADJ.	CONF.	ADJ CONF.
Average RPI Loss:	24	RECORD	PCT. RANK	GAMES	SCHEDULE	OF SCHEDULE	RPI	RPI	RPI	RPI
DIV. I ONLY	24- 6	24	7- 3	46	16	19	19	2	2	
DIV. I NON-CONF.	12- 1	6	0- 0	75	61	13	13	2	2	
-----										
TOTALS	RPI 1-25	RPI 26-50	W-L RECORDS	RPI 51-100	RPI 101-999	RPI 201+				
24- 6	2- 3	2- 3	OVERALL	7- 0	13- 0	4- 0				
12- 2	2- 1	0- 1	HOME	3- 0	7- 0	2- 0				
7- 3	0- 2	1- 1	AWAY	3- 0	3- 0	0- 0				
5- 1	0- 0	1- 1	NEUTRAL	1- 0	3- 0	2- 0				
12- 1	0- 0	2- 1	NON-CONFERENCE	4- 0	6- 0	4- 0				
6- 0	0- 0	0- 0	HOME	2- 0	4- 0	2- 0				
2- 0	0- 0	1- 0	AWAY	1- 0	0- 0	0- 0				
4- 1	0- 0	1- 1	NEUTRAL	1- 0	2- 0	2- 0				
12- 5	2- 3	0- 2	CONFERENCE	3- 0	7- 0	0- 0				
6- 2	2- 1	0- 1	HOME	1- 0	3- 0	0- 0				
5- 3	0- 2	0- 1	AWAY	2- 0	3- 0	0- 0				
1- 0	0- 0	0- 0	NEUTRAL	0- 0	1- 0	0- 0				

RPI	S	Opponent	Score	RPI	S	Opponent	Score	RPI	S	Opponent	Score	RPI	S	Opponent	Score
3	H	Mississippi St.	53 57	26	H	LSU	65 69	53	N	Indiana	75 55	126	H	Saint Louis	70 58
9	H	Tennessee	77 73	28	A	Georgia	50 62	85	H	Kentucky	83 78	138	A	Arkansas	84 58
17	A	South Carolina	54 64	41	A	California	55 52	91	H	Kansas St.	73 59	138	H	Arkansas	88 54
17	H	South Carolina	83 74	42	N	Quinnipiac	66 51	93	A	Alabama	62 56	147	A	Vanderbilt	81 70
18	A	Texas A&M	63 82	50	N	Western Ky.	76 79	94	H	Wright St.	82 80	147	H	Vanderbilt	83 68
								95	A	Auburn	59 51	155	H	SIUE	78 48
								98	A	Missouri St.	69 59	159	A	Ole Miss	67 48
												159	N	Ole Miss	59 50
												169	H	Florida	66 64
												217	N	Xavier	74 48
												223	H	New Orleans	81 45
												229	H	Illinois	72 55
												319	N	Coppin St.	73 50
-----															
LAST 12 Division I GAMES:															
159	N	Ole Miss	59 50	85	H	Kentucky	83 78	169	H	Florida	66 64	3	H	Mississippi St.	53 57
18	A	Texas A&M	63 82	169	H	Florida	66 64	3	H	Mississippi St.	53 57	17	A	South Carolina	54 64
147	H	Vanderbilt	83 68	85	H	Kentucky	83 78	17	A	South Carolina	54 64	28	A	Georgia	50 62
9	H	Tennessee	77 73	169	H	Florida	66 64	28	A	Georgia	50 62	138	H	Arkansas	88 54
95	A	Auburn	59 51	3	H	Mississippi St.	53 57	138	H	Arkansas	88 54				
138	A	Arkansas	84 58	17	A	South Carolina	54 64								

Non-Div I Games:

Missouri

Average RPI Win:	240	WON-LOST	WINNING	LAST 10	STRENGTH OF	OPP. STRENGTH	TEAM	ADJ.	CONF.	ADJ CONF.
Average RPI Loss:	77	RECORD	PCT. RANK	GAMES	SCHEDULE	OF SCHEDULE	RPI	RPI	RPI	RPI
DIV. I ONLY	17- 10	102	8- 2	134	206	98	98	23	23	
DIV. I NON-CONF.	3- 7	254	0- 0	14	42	150	150	21	21	
-----										
TOTALS	RPI 1-25	RPI 26-50	W-L RECORDS	RPI 51-100	RPI 101-999	RPI 201+				
17- 10	0- 2	0- 1	OVERALL	0- 4	17- 3	11- 0				
10- 2	0- 1	0- 0	HOME	0- 1	10- 0	5- 0				
7- 6	0- 0	0- 1	AWAY	0- 2	7- 3	6- 0				
0- 2	0- 1	0- 0	NEUTRAL	0- 1	0- 0	0- 0				
3- 7	0- 2	0- 1	NON-CONFERENCE	0- 2	3- 2	0- 0				
3- 1	0- 1	0- 0	HOME	0- 0	3- 0	0- 0				
0- 4	0- 0	0- 1	AWAY	0- 1	0- 2	0- 0				
0- 2	0- 1	0- 0	NEUTRAL	0- 1	0- 0	0- 0				
14- 3	0- 0	0- 0	CONFERENCE	0- 2	14- 1	11- 0				
7- 1	0- 0	0- 0	HOME	0- 1	7- 0	5- 0				
7- 2	0- 0	0- 0	AWAY	0- 1	7- 1	6- 0				
0- 0	0- 0	0- 0	NEUTRAL	0- 0	0- 0	0- 0				

RPI 1-25				RPI 26-50				RPI 51-100 Team's RPI: 98				RPI 101+			
RPI	S	Opponent	Score	RPI	S	Opponent	Score	RPI	S	Opponent	Score	RPI	S	Opponent	Score
4	N	Bayl or	58 100	38	A	Bal l St.	58 70	70	N	Penn	60 65	103	A	Little Rock	51 63
19	H	Missouri	59 69					77	A	Drake	65 84	133	A	UNI	57 52
								77	H	Drake	68 80	133	H	UNI	62 52
								93	A	Al abama	61 65	135	A	Wi chi ta St.	58 72
												135	H	Wi chi ta St.	94 71
												156	A	Southern Ill.	69 71
												156	H	Southern Ill.	79 61
												168	H	Northwestern	90 59
												179	H	Oral Roberts	76 66
												249	A	Illinoi s St.	56 50
												249	H	Illinoi s St.	75 58
												260	A	Bradl ey	71 65
												260	H	Bradl ey	74 54
												261	A	Indi ana St.	77 63
												297	A	Val parai so	66 60
												297	H	Val parai so	83 60
												302	A	Loyol a Chi cago	69 58
												302	H	Loyol a Chi cago	75 36
												349	A	Evansvi lle	95 65
												349	H	Evansvi lle	97 51
-----															
LAST 12 Divi sion I GAMES:															
349	H	Evansville	97 51	77	A	Drake	65 84	133	A	UNI	57 52	156	A	Southern Ill.	69 71
156	H	Southern Ill.	79 61	297	A	Val parai so	66 60	302	H	Loyol a Chi cago	75 36	249	H	Illinoi s St.	75 58
297	A	Val parai so	66 60	260	H	Bradl ey	74 54	260	A	Bradl ey	71 65				

Non-Div I Games: Central Mo. 62 36

Missouri St.

Average RPI Win:	283	WON-LOST	WINNING	LAST 10	STRENGTH OF	OPP. STRENGTH	TEAM	ADJ.	CONF.	ADJ CONF.
Average RPI Loss:	174	RECORD	PCT. RANK	GAMES	SCHEDULE	OF SCHEDULE	RPI	RPI	RPI	RPI
DIV. I ONLY	10- 20	261	5- 5	240	313	289	289	28	28	
DIV. I NON-CONF.	2- 9	295	0- 0	64	288	256	256	25	25	
-----										
TOTALS	RPI 1-25	RPI 26-50	W-L RECORDS	RPI 51-100	RPI 101-999	RPI 201+				
10- 20	0- 0	0- 2	OVERALL	0- 5	10- 13	10- 8				
7- 7	0- 0	0- 1	HOME	0- 3	7- 3	7- 2				
1- 13	0- 0	0- 1	AWAY	0- 2	1- 10	1- 6				
2- 0	0- 0	0- 0	NEUTRAL	0- 0	2- 0	2- 0				
2- 9	0- 0	0- 0	NON-CONFERENCE	0- 5	2- 4	2- 2				
1- 4	0- 0	0- 0	HOME	0- 3	1- 1	1- 1				
0- 5	0- 0	0- 0	AWAY	0- 2	0- 3	0- 1				
1- 0	0- 0	0- 0	NEUTRAL	0- 0	1- 0	1- 0				
8- 11	0- 0	0- 2	CONFERENCE	0- 0	8- 9	8- 6				
6- 3	0- 0	0- 1	HOME	0- 0	6- 2	6- 1				
1- 8	0- 0	0- 1	AWAY	0- 0	1- 7	1- 5				
1- 0	0- 0	0- 0	NEUTRAL	0- 0	1- 0	1- 0				

RPI 1-25				RPI 26-50				RPI 51-100				RPI 101+ Team's RPI: 289			
RPI	S	Opponent	Score	RPI	S	Opponent	Score	RPI	S	Opponent	Score	RPI	S	Opponent	Score
42	A	Qui nni pi ac	57 77	42	H	Qui nni pi ac	55 76	64	H	Virginia Tech	34 84	128	A	Robert Morris	38 56
								76	H	Albany (NY)	44 68	161	A	Clemson	54 57
								81	A	Navy	49 73	174	A	Marist	46 69
								97	A	Jacksonville	65 74	174	H	Marist	57 85
								99	H	George Washi ngton	45 59	194	A	Si ena	41 44
												202	H	Lehi gh	57 75
												228	A	Niagara	65 68
												228	H	Niagara	65 63
												251	N	North Flori da	67 57
												255	H	Sacred Heart	69 64
												259	A	Manhattan	53 63
												259	H	Manhattan	63 59
												262	H	Ri der	63 56
												265	A	Fai rfi el d	55 61
												265	H	Fai rfi el d	73 65
												284	A	Cani si us	50 62
												284	H	Cani si us	48 60
												284	N	Cani si us	61 58
												285	A	Fai rlei gh Di cki nson	61 78
												340	A	I ona	62 56
												340	H	I ona	68 56
												347	A	Sai nt Peter's	47 67
												347	H	Sai nt Peter's	51 44
LAST 12 Di vi si on I GAMES:															
284	N	Cani si us	61 58	228	H	Niagara	65 63	174	H	Marist	57 85				
42	A	Qui nni pi ac	57 77	194	A	Si ena	41 44	262	H	Ri der	63 56				
265	H	Fai rfi el d	73 65	259	A	Manhattan	53 63	347	A	Sai nt Peter's	47 67				
228	A	Niagara	65 68												
284	A	Cani si us	50 62												
259	H	Manhattan	63 59												

Non-Di v I Games:

Monmouth



Average RPI Win:	248	WON-LOST	WINNING	LAST 10	STRENGTH OF	OPP. STRENGTH	TEAM	ADJ.	CONF.	ADJ CONF.
Average RPI Loss:	132	RECORD	PCT. RANK	GAMES	SCHEDULE	OF SCHEDULE	RPI	RPI	RPI	RPI
DIV. I ONLY	12- 15	214	4- 6	231	166	238	238	19	19	
DIV. I NON-CONF.	3- 7	254	0- 0	101	190	258	258	13	13	
-----										
TOTALS	RPI 1-25	RPI 26-50	W-L RECORDS	RPI 51-100	RPI 101-999	RPI 201+				
12- 15	0- 1	0- 3	OVERALL	0- 2	12- 9	8- 4				
9- 6	0- 0	0- 2	HOME	0- 1	9- 3	6- 1				
3- 7	0- 0	0- 1	AWAY	0- 1	3- 5	2- 2				
0- 2	0- 1	0- 0	NEUTRAL	0- 0	0- 1	0- 1				
3- 7	0- 1	0- 1	NON-CONFERENCE	0- 2	3- 3	2- 2				
3- 3	0- 0	0- 1	HOME	0- 1	3- 1	2- 1				
0- 2	0- 0	0- 0	AWAY	0- 1	0- 1	0- 0				
0- 2	0- 1	0- 0	NEUTRAL	0- 0	0- 1	0- 1				
9- 8	0- 0	0- 2	CONFERENCE	0- 0	9- 6	6- 2				
6- 3	0- 0	0- 1	HOME	0- 0	6- 2	4- 0				
3- 5	0- 0	0- 1	AWAY	0- 0	3- 4	2- 2				
0- 0	0- 0	0- 0	NEUTRAL	0- 0	0- 0	0- 0				

RPI 1-25				RPI 26-50				RPI 51-100				RPI 101+ Team's RPI: 238			
RPI	S	Opponent	Score	RPI	S	Opponent	Score	RPI	S	Opponent	Score	RPI	S	Opponent	Score
25	N	Marquette	68 87	36	A	Northern Colo.	50 68	74	A	Wyoming	62 67	109	H	SFA	60 52
				36	H	Northern Colo.	58 64	85	H	Kentucky	54 71	132	A	Portland St.	53 70
				40	H	Gonzaga	55 70					132	H	Portland St.	69 53
												134	A	Fresno St.	58 61
												143	H	Eastern Wash.	72 75
												148	H	Idaho	56 67
												150	A	Weber St.	73 89
												181	A	North Dakota	54 43
												181	H	North Dakota	53 51
												214	A	Montana St.	64 81
												214	H	Montana St.	87 63
												224	H	Seattle U	64 78
												261	N	Indiana St.	45 57
												277	A	Sacramento St.	64 79
												277	H	Sacramento St.	68 59
												300	H	Long Beach St.	67 60
												305	A	Northern Ariz.	69 52
												305	H	Northern Ariz.	70 62
												321	H	Cal St. Fullerton	68 47
												328	A	Southern Utah	74 65
												328	H	Southern Utah	81 71
-----															
LAST 12 Division I GAMES:															
150	A	Weber St.	73 89	181	H	North Dakota	53 51								
214	H	Montana St.	87 63	36	H	Northern Colo.	58 64								
148	H	Idaho	56 67	305	A	Northern Ariz.	69 52								
143	H	Eastern Wash.	72 75	328	A	Southern Utah	74 65								
277	A	Sacramento St.	64 79	214	A	Montana St.	64 81								
132	A	Portland St.	53 70	132	H	Portland St.	69 53								

Non-Div I Games: Rocky Mountain 54 38

Montana

Average RPI Win:	234	WON-LOST	WINNING	LAST 10	STRENGTH OF	OPP. STRENGTH	TEAM	ADJ.	CONF.	ADJ CONF.
Average RPI Loss:	159	RECORD	PCT. RANK	GAMES	SCHEDULE	OF SCHEDULE	RPI	RPI	RPI	RPI

DIV. I ONLY	13- 13	175	5- 5	297	164	214	214	19	19
DIV. I NON-CONF.	4- 5	202	0- 0	210	238	183	183	13	13
-----									
TOTALS	RPI 1-25	RPI 26-50	W-L RECORDS	RPI 51-100	RPI 101-999	RPI 201+			
13- 13	0- 0	0- 3	OVERALL	1- 0	12- 10	8- 5			
8- 3	0- 0	0- 1	HOME	1- 0	7- 2	4- 0			
4- 9	0- 0	0- 2	AWAY	0- 0	4- 7	3- 4			
1- 1	0- 0	0- 0	NEUTRAL	0- 0	1- 1	1- 1			
4- 5	0- 0	0- 1	NON-CONFERENCE	1- 0	3- 4	2- 3			
2- 0	0- 0	0- 0	HOME	1- 0	1- 0	0- 0			
1- 4	0- 0	0- 1	AWAY	0- 0	1- 3	1- 2			
1- 1	0- 0	0- 0	NEUTRAL	0- 0	1- 1	1- 1			
9- 8	0- 0	0- 2	CONFERENCE	0- 0	9- 6	6- 2			
6- 3	0- 0	0- 1	HOME	0- 0	6- 2	4- 0			
3- 5	0- 0	0- 1	AWAY	0- 0	3- 4	2- 2			
0- 0	0- 0	0- 0	NEUTRAL	0- 0	0- 0	0- 0			

RPI S Opponent	Score	RPI S Opponent	Score	RPI S Opponent	Score	RPI S Opponent	Score	Team's RPI: 214
36 A Northern Colo.	69 82	36 H Northern Colo.	63 78	74 H Wyomi ng	50 46	109 H SFA	59 54	
46 A Southern Cal i forni a	47 98					132 A Portland St.	53 62	
						132 H Portland St.	60 69	
						143 H Eastern Wash.	77 74	
						148 H Idaho	77 95	
						149 A Idaho St.	61 60	
						152 A BYU	54 75	
						181 A North Dakota	70 79	
						181 H North Dakota	72 56	
						207 N Nevada	53 67	
						236 A Omaha	53 64	
						238 A Montana	63 87	
						238 H Montana	81 64	
						246 A Hawai i	75 81	
						277 A Sacramento St.	77 88	
						277 H Sacramento St.	85 50	
						300 A Long Beach St.	62 51	
						304 N Utah St.	64 52	
						305 A Northern Ariz.	78 56	
						305 H Northern Ariz.	81 39	
						328 A Southern Utah	63 57	
						328 H Southern Utah	91 71	
LAST 12 Division I GAMES:								
149 A Idaho St.	61 60	36 H Northern Colo.	63 78					
238 A Montana	63 87	181 H North Dakota	72 56					
143 H Eastern Wash.	77 74	328 A Southern Utah	63 57					
148 H Idaho	77 95	305 A Northern Ariz.	78 56					
132 A Portland St.	53 62	238 H Montana	81 64					
277 A Sacramento St.	77 88	277 H Sacramento St.	85 50					

Non-Div I Games: Mont. St. Billings 67 47 Providence (MT) 66 31

Montana St.

[illegible]

Page 179

Average RPI Win: 314  
Average RPI Loss: 186

WON-LOST  
RECORD

WINNING  
PCT. RANK

LAST 10  
GAMES

STRENGTH OF  
SCHEDULE

OPP. STRENGTH  
OF SCHEDULE

TEAM  
RPI

ADJ.  
RPI

CONF.  
RPI

ADJ CONF.  
RPI

DIV. I ONLY	13- 14	193	5- 5	347	312	278	278	30	30
DIV. I NON-CONF.	5- 6	187	0- 0	276	207	204	204	30	30
-----									
TOTALS	RPI 1-25	RPI 26-50	W-L RECORDS	RPI 51-100	RPI 101-999	RPI 201+			
13- 14	0- 1	0- 2	OVERALL	0- 1	13- 10	12- 6			
8- 3	0- 0	0- 0	HOME	0- 0	8- 3	8- 2			
5- 10	0- 0	0- 0	AWAY	0- 0	5- 0	4- 0			
0- 1	0- 1	0- 0	NEUTRAL	0- 0	0- 0	0- 0			
5- 6	0- 1	0- 2	NON-CONFERENCE	0- 1	5- 2	5- 1			
3- 0	0- 0	0- 0	HOME	0- 0	3- 0	3- 0			
2- 5	0- 0	0- 2	AWAY	0- 1	2- 2	2- 1			
0- 1	0- 1	0- 0	NEUTRAL	0- 0	0- 0	0- 0			
8- 8	0- 0	0- 0	CONFERENCE	0- 0	8- 8	7- 5			
5- 3	0- 0	0- 0	HOME	0- 0	5- 3	5- 2			
3- 5	0- 0	0- 0	AWAY	0- 0	3- 5	2- 3			
0- 0	0- 0	0- 0	NEUTRAL	0- 0	0- 0	0- 0			

RPI 1-25				RPI 26-50				RPI 51-100				RPI 101+				Team's RPI: 278
RPI	S	Opponent	Score	RPI	S	Opponent	Score	RPI	S	Opponent	Score	RPI	S	Opponent	Score	
16	N	Iowa	46 90	31	A	Dayton	52 88	67	A	West Virginia	41 84	120	A	Colorado St.	44 60	
				37	A	Syracuse	68 95					131	H	Bethune-Cookman	57 64	
												165	A	N. C. A&T	60 67	
												178	A	Hampton	60 63	
												200	A	Norfolk St.	55 53	
												254	H	Howard	61 68	
												272	H	UMES	63 50	
												293	H	Mt. St. Mary's	75 67	
												295	A	Central Conn. St.	61 41	
												308	A	Marshall	68 73	
												314	H	FIU	62 51	
												316	A	N. C. Central	57 60	
												319	A	Coppin St.	53 55	
												319	H	Coppin St.	73 59	
												323	H	South Carolina St.	65 55	
												331	A	Delaware St.	56 60	
												331	H	Delaware St.	54 62	
												341	A	Florida A&M	59 44	
												341	H	Florida A&M	61 56	
												343	H	NJIT	55 43	
												344	A	Savannah St.	70 41	
												344	H	Savannah St.	73 67	
												348	A	UMass Lowell	65 59	
LAST 12 Division I GAMES:																
331	A	Delaware St.	56 60	254	H	Howard	61 68									
319	H	Coppin St.	73 59	200	A	Norfolk St.	55 53									
178	A	Hampton	60 63	323	H	South Carolina St.	65 55									
131	H	Bethune-Cookman	57 64	331	H	Delaware St.	54 62									
341	A	Florida A&M	59 44	319	A	Coppin St.	53 55									
344	A	Savannah St.	70 41	316	A	N. C. Central	57 60									

Non-Div I Games: Cheyney 123 53 Lincoln (PA) 60 41

Morgan St.

Loss, Non-Conf, S Site, H Home A Away N Neutral

Average RPI Win:	283	WON-LOST	WINNING	LAST 10	STRENGTH OF	OPP. STRENGTH	TEAM	ADJ.	CONF.	ADJ CONF.
Average RPI Loss:	220	RECORD	PCT. RANK	GAMES	SCHEDULE	OF SCHEDULE	RPI	RPI	RPI	RPI
DIV. I ONLY	9- 18	261	3- 7	314	309	293	293	29	29	
DIV. I NON-CONF.	3- 8	268	0- 0	217	250	263	263	29	29	
-----										
TOTALS	RPI 1-25	RPI 26-50	W-L RECORDS	RPI 51-100	RPI 101-999	RPI 201+				
9- 18	0- 2	0- 0	OVERALL	0- 0	9- 16	9- 14				
5- 6	0- 0	0- 0	HOME	0- 0	5- 6	5- 5				
4- 12	0- 0	0- 0	AWAY	0- 0	4- 0	4- 0				
0- 0	0- 0	0- 0	NEUTRAL	0- 0	0- 0	0- 0				
3- 8	0- 2	0- 0	NON-CONFERENCE	0- 0	3- 6	3- 6				
2- 1	0- 0	0- 0	HOME	0- 0	2- 1	2- 1				
1- 7	0- 2	0- 0	AWAY	0- 0	1- 5	1- 5				
0- 0	0- 0	0- 0	NEUTRAL	0- 0	0- 0	0- 0				
6- 10	0- 0	0- 0	CONFERENCE	0- 0	6- 10	6- 8				
3- 5	0- 0	0- 0	HOME	0- 0	3- 5	3- 4				
3- 5	0- 0	0- 0	AWAY	0- 0	3- 5	3- 4				
0- 0	0- 0	0- 0	NEUTRAL	0- 0	0- 0	0- 0				

RPI 1-25				RPI 26-50				RPI 51-100				RPI 101+				Team's RPI: 293
RPI	S	Opponent	Score	RPI	S	Opponent	Score	RPI	S	Opponent	Score	RPI	S	Opponent	Score	
1	A	Notre Dame	65 121									115	A	Saint Francis (PA)	88 92	
21	A	Maryland	57 97									128	H	Robert Morris	68 77	
												202	A	Lehigh	71 75	
												217	A	Xavier	45 66	
												222	H	Gardner-Webb	67 75	
												237	H	Loyola Maryland	71 63	
												252	A	St. Francis Brooklyn	73 82	
												252	H	St. Francis Brooklyn	56 75	
												255	A	Sacred Heart	44 56	
												255	H	Sacred Heart	52 82	
												262	H	Rider	82 78	
												265	A	Fairfield	65 76	
												272	A	UMES	66 63	
												275	A	LIU Brooklyn	48 53	
												275	H	LIU Brooklyn	59 61	
												278	A	Morgan St.	67 75	
												285	A	Fairleigh Dickinson	55 53	
												285	H	Fairleigh Dickinson	55 52	
												286	A	Bryant	68 63	
												286	H	Bryant	64 67	
												295	A	Central Conn. St.	68 56	
												295	H	Central Conn. St.	76 56	
												319	A	Coppin St.	54 68	
												334	A	Wagner	68 69	
												334	H	Wagner	79 56	
LAST 12 Division I GAMES:																
334	A	Wagner	68 69	275	H	LIU Brooklyn	59 61									
295	H	Central Conn. St.	76 56	334	H	Wagner	79 56									
286	H	Bryant	64 67	128	H	Robert Morris	68 77									
255	A	Sacred Heart	44 56	115	A	Saint Francis (PA)	88 92									
285	A	Fairleigh Dickinson	55 53	275	A	LIU Brooklyn	48 53									
252	H	St. Francis Brooklyn	56 75	252	A	St. Francis Brooklyn	73 82									

Non-Div I Games:

Mt. St. Mary's

Average RPI Win: 302		WON-LOST RECORD	WINNING PCT. RANK	LAST 10 GAMES	STRENGTH OF SCHEDULE	OPP. STRENGTH OF SCHEDULE	TEAM RPI	ADJ. RPI	CONF. RPI	ADJ CONF. RPI
Average RPI Loss: 172										
DIV. I ONLY		10- 19	256	4- 6	306	269	290	290	25	25
DIV. I NON-CONF.		3- 7	254	0- 0	323	220	308	308	27	27
TOTALS		RPI 1-25	RPI 26-50	W-L RECORDS		RPI 51-100	RPI 101-999	RPI 201+		
10- 19	0- 1		0- 0	OVERALL		0- 3	10- 15	10- 6		
6- 7	0- 0		0- 0	HOME		0- 0	6- 7	6- 1		
4- 11	0- 1		0- 0	AWAY		0- 2	4- 8	4- 5		
0- 1	0- 0		0- 0	NEUTRAL		0- 1	0- 0	0- 0		
3- 7	0- 1		0- 0	NON-CONFERENCE		0- 1	3- 5	3- 3		
2- 2	0- 0		0- 0	HOME		0- 0	2- 2	2- 0		
1- 5	0- 1		0- 0	AWAY		0- 1	1- 3	1- 3		
0- 0	0- 0		0- 0	NEUTRAL		0- 0	0- 0	0- 0		
7- 12	0- 0		0- 0	CONFERENCE		0- 2	7- 10	7- 3		
4- 5	0- 0		0- 0	HOME		0- 0	4- 5	4- 1		
3- 6	0- 0		0- 0	AWAY		0- 1	3- 5	3- 2		
0- 1	0- 0		0- 0	NEUTRAL		0- 1	0- 0	0- 0		

RPI 1-25				RPI 26-50				RPI 51-100				RPI 101+ Team's RPI: 290			
RPI	S	Opponent	Score	RPI	S	Opponent	Score	RPI	S	Opponent	Score	RPI	S	Opponent	Score
5	A	Louisville	51 115					66	A	Belmont	65 70	113	H	ETSU	68 96
								66	N	Belmont	64 88	123	H	Butler	59 88
								93	A	Alabama	47 68	155	A	SIUE	68 77
												155	H	SIUE	70 75
												164	A	Jacksonville St.	65 97
												164	H	Jacksonville St.	55 59
												170	A	UT Martin	67 85
												170	H	UT Martin	80 97
												193	H	Morehead St.	80 82
												215	A	UNCG	63 52
												227	A	Southeast Mo. St.	70 80
												227	H	Southeast Mo. St.	74 85
												248	A	Austin Peay	69 75
												248	H	Austin Peay	91 65
												256	H	Northern Ky.	98 87
												264	A	Lipscomb	64 65
												310	A	Alabama A&M	54 71
												312	A	Tennessee Tech	72 63
												312	H	Tennessee Tech	80 73
												313	H	Eastern Ky.	75 68
												329	A	Tennessee St.	85 73
												338	H	Mississippi Val.	64 63
												346	A	Eastern Ill.	70 63
												346	H	Eastern Ill.	72 61
												349	A	Evansville	81 89
LAST 12 Division I GAMES:															
				66	N	Belmont	64 88	248	H	Austin Peay	91 65				
				248	A	Austin Peay	69 75	170	A	UT Martin	67 85				
				346	A	Eastern Ill.	70 63	227	A	Southeast Mo. St.	70 80				
				312	H	Tennessee Tech	80 73	313	H	Eastern Ky.	75 68				
				164	H	Jacksonville St.	55 59	193	H	Morehead St.	80 82				
				155	A	SIUE	68 77	329	A	Tennessee St.	85 73				

Non-Div I Games:	Bethel (TN)	81	76
------------------	-------------	----	----

Murray St.

■ Loss, ■ Non-Conf, S Site, H Home A Away N Neutral

RPI 1-25				RPI 26-50				RPI 51-100				RPI 101+				Team's RPI: 165	
RPI	S	Opponent	Score	RPI	S	Opponent	Score	RPI	S	Opponent	Score	RPI	S	Opponent	Score		
				28	H	Georgia	63 73	54	N	Harvard	60 64	131	A	Bethune-Cookman	62 55		
				45	H	Elon	59 90	72	N	Duquesne	60 73	170	A	UT Martin	63 76		
								89	A	Ohio	65 72	178	H	Hampton	51 63		
								95	A	Auburn	53 63	200	H	Norfolk St.	53 51		
												254	A	Howard	76 68		
												254	H	Howard	91 53		
												269	H	Appalachian St.	81 56		
												272	A	UMES	57 45		
												272	H	UMES	65 60		
												278	H	Morgan St.	67 60		
												306	H	Western Caro.	68 59		
												316	A	N.C. Central	60 57		
												316	H	N.C. Central	67 54		
												319	H	Coppin St.	64 63		
												323	A	South Carolina St.	74 54		
												326	H	Ga. Southern	60 49		
												331	A	Delaware St.	66 48		
												331	H	Delaware St.	75 55		
												341	A	Florida A&M	73 52		
												344	A	Savannah St.	69 44		
LAST 12 Division I GAMES:																	
				316	A	N.C. Central	60 57	323	A	South Carolina St.	74 54						
				131	A	Bethune-Cookman	62 55	178	H	Hampton	51 63						
				341	A	Florida A&M	73 52	331	H	Delaware St.	75 55						
				272	H	UMES	65 60	200	H	Norfolk St.	53 51						
				254	H	Howard	91 53	316	H	N.C. Central	67 54						
				344	A	Savannah St.	69 44	254	A	Howard	76 68						

N. C. A&T

Average RPI Win:	315	WON-LOST	WINNING	LAST 10	STRENGTH OF	OPP. STRENGTH	TEAM	ADJ.	CONF.	ADJ CONF.
Average RPI Loss:	203	RECORD	PCT. RANK	GAMES	SCHEDULE	OF SCHEDULE	RPI	RPI	RPI	RPI
DIV. I ONLY	8- 20	278	4- 6	317	326	316	316	30	30	
DIV. I NON-CONF.	1- 11	331	0- 0	264	276	340	340	30	30	
-----										
TOTALS	RPI 1-25	RPI 26-50	W-L RECORDS	RPI 51-100	RPI 101-999	RPI 201+				
8- 20	0- 0	0- 2	OVERALL	0- 0	8- 18	8- 10				
5- 6	0- 0	0- 1	HOME	0- 0	5- 5	5- 2				
3- 14	0- 0	0- 1	AWAY	0- 0	3- 13	3- 8				
0- 0	0- 0	0- 0	NEUTRAL	0- 0	0- 0	0- 0				
1- 11	0- 0	0- 2	NON-CONFERENCE	0- 0	1- 9	1- 6				
1- 2	0- 0	0- 1	HOME	0- 0	1- 1	1- 1				
0- 9	0- 0	0- 1	AWAY	0- 0	0- 8	0- 5				
0- 0	0- 0	0- 0	NEUTRAL	0- 0	0- 0	0- 0				
7- 9	0- 0	0- 0	CONFERENCE	0- 0	7- 9	7- 4				
4- 4	0- 0	0- 0	HOME	0- 0	4- 4	4- 1				
3- 5	0- 0	0- 0	AWAY	0- 0	3- 5	3- 3				
0- 0	0- 0	0- 0	NEUTRAL	0- 0	0- 0	0- 0				

RPI	S	Opponent	Score	RPI	S	Opponent	Score	RPI	S	Opponent	Score	RPI	S	Opponent	Score
33	H	Oregon St.	44 97	45	A	Elon	50 78					106	A	Iowa St.	58 99
												120	A	Colorado St.	48 85
												131	A	Bethune-Cookman	47 57
												165	A	N. C. A&T	54 67
												165	H	N. C. A&T	57 60
												178	H	Hampton	53 62
												199	A	East Carolina	61 73
												200	H	Norfolk St.	60 75
												233	A	Coastal Caro.	65 68
												247	A	Presbyterian	60 69
												253	H	Campbell	51 58
												254	A	Howard	54 69
												254	H	Howard	78 77
												257	A	UNCW	63 89
												272	A	UMES	73 84
												272	H	UMES	69 80
												278	H	Morgan St.	60 57
												294	A	USC Upstate	61 66
												299	A	Wofford	56 77
												319	H	Coppin St.	60 52
												323	A	South Carolina St.	81 63
												331	A	Delaware St.	74 67
												331	H	Delaware St.	76 60
												341	A	Florida A&M	81 84
												342	H	Longwood	87 75
												344	A	Savannah St.	74 61
-----															
LAST 12 Division I GAMES:															
165	H	N. C. A&T	57 60	341	A	Florida A&M	81 84								
344	A	Savannah St.	74 61	331	H	Delaware St.	76 60								
323	A	South Carolina St.	81 63	178	H	Hampton	53 62								
254	H	Howard	78 77	165	A	N. C. A&T	54 67								
272	H	UMES	69 80	272	A	UMES	73 84								
131	A	Bethune-Cookman	47 57	254	A	Howard	54 69								

Non-Div I Games: Johnson &amp; Wales (NC) 51

N. C. Central

■ Loss, 
 ■ Non-Conf, 
 ■ S Site, 
 ■ Home 
 ■ Away 
 N Neutral



N  
C  
S  
t  
a  
t  
e

NC State				Through Games Of March 1, 2018											
Average RPI	Win:	124	WON-LOST	WINNING	LAST 10	STRENGTH OF	OPP. STRENGTH	TEAM	ADJ.	CONF.	ADJ CONF.				
Average RPI	Loss:	24	RECORD	PCT. RANK	GAMES	SCHEDULE	OF SCHEDULE	RPI	RPI	RPI	RPI				
DIV. I ONLY		23- 7	43	8- 2	33	8	20	20	1	1					
DIV. I NON-CONF.		11- 2	22	0- 0	85	59	25	25	1	1					
-----															
TOTALS	RPI 1-25		RPI 26-50		W-L RECORDS	RPI 51-100		RPI 101-999		RPI 201+					
23- 7	1- 3		2- 4		OVERALL	4- 0		16- 0		3- 0					
14- 2	1- 1		2- 1		HOME	2- 0		9- 0		2- 0					
7- 4	0- 2		0- 2		AWAY	1- 0		6- 0		1- 0					
2- 1	0- 0		0- 1		NEUTRAL	1- 0		1- 0		0- 0					
11- 2	0- 0		1- 2		NON-CONFERENCE	2- 0		8- 0		2- 0					
8- 0	0- 0		1- 0		HOME	1- 0		6- 0		1- 0					
2- 1	0- 0		0- 1		AWAY	0- 0		2- 0		1- 0					
1- 1	0- 0		0- 1		NEUTRAL	1- 0		0- 0		0- 0					
12- 5	1- 3		1- 2		CONFERENCE	2- 0		8- 0		1- 0					
6- 2	1- 1		1- 1		HOME	1- 0		3- 0		1- 0					
5- 3	0- 2		0- 1		AWAY	1- 0		4- 0		0- 0					
1- 0	0- 0		0- 0		NEUTRAL	0- 0		1- 0		0- 0					
-----															
RPI 1-25		Team's RPI: 20		RPI 26-50				RPI 51-100				RPI 101+			
RPI	S	Opponent	Score	RPI	S	Opponent	Score	RPI	S	Opponent	Score	RPI	S	Opponent	Score
1	A	Notre Dame	67 86	30	H	Virginia	63 73	64	A	Virginia Tech	68 51	102	A	Wake Forest	82 68
5	H	Louisville	47 55	32	N	South Dakota St.	67 75	65	H	Georgia Tech	56 43	102	H	Wake Forest	74 61
7	H	Florida St.	65 56	37	H	Syracuse	60 56	93	N	Alabama	68 49	111	H	Georgetown	63 49
12	A	Duke	56 69	39	A	Rutgers	53 57	97	H	Jacksonville	64 44	112	A	North Carolina	66 53
				45	H	Elon	70 57					112	H	North Carolina	73 54
				47	A	Miami (FL)	48 52					112	N	North Carolina	77 64
												113	H	ETSU	70 58
												128	H	Tulane	79 55
												147	A	Vanderbilt	83 72
												161	A	Clemson	62 41
												166	H	South Ala.	71 50
												177	A	Pittsburgh	77 66
												184	H	Davidson	73 49
												203	H	Boston College	72 54
												231	H	UNC Asheville	87 55
												283	A	Old Dominion	73 56
-----															
LAST 12 Division I GAMES:															
112 N North Carolina				77 64				203 H Boston College				72 54			
1 A Notre Dame				67 86				7 H Florida St.				65 56			
177 A Pittsburgh				77 66				161 A Clemson				62 41			
102 H Wake Forest				74 61				102 A Wake Forest				82 68			
112 H North Carolina				73 54				112 A North Carolina				66 53			
47 A Miami (FL)				48 52				37 H Syracuse				60 56			

N  
C  
S  
t  
a  
t  
e

Non-Div I Games:

NC State

Average RPI Win:	267	WON-LOST	WINNING	LAST 10	STRENGTH OF	OPP. STRENGTH	TEAM	ADJ.	CONF.	ADJ CONF.
Average RPI Loss:	204	RECORD	PCT. RANK	GAMES	SCHEDULE	OF SCHEDULE	RPI	RPI	RPI	RPI
DIV. I ONLY	3- 25	335	2- 8	275	303	343	343	24	24	
DIV. I NON-CONF.	1- 13	336	0- 0	282	338	345	345	22	22	
-----										
TOTALS	RPI 1-25	RPI 26-50	W-L RECORDS	RPI 51-100	RPI 101-999	RPI 201+				
3- 25	0- 0	0- 1	OVERALL	0- 6	3- 18	3- 14				
2- 12	0- 0	0- 0	HOME	0- 3	2- 9	2- 8				
1- 13	0- 0	0- 1	AWAY	0- 3	1- 9	1- 6				
0- 0	0- 0	0- 0	NEUTRAL	0- 0	0- 0	0- 0				
1- 13	0- 0	0- 1	NON-CONFERENCE	0- 2	1- 10	1- 8				
1- 6	0- 0	0- 0	HOME	0- 1	1- 5	1- 5				
0- 7	0- 0	0- 1	AWAY	0- 1	0- 5	0- 3				
0- 0	0- 0	0- 0	NEUTRAL	0- 0	0- 0	0- 0				
2- 12	0- 0	0- 0	CONFERENCE	0- 4	2- 8	2- 6				
1- 6	0- 0	0- 0	HOME	0- 2	1- 4	1- 3				
1- 6	0- 0	0- 0	AWAY	0- 2	1- 4	1- 3				
0- 0	0- 0	0- 0	NEUTRAL	0- 0	0- 0	0- 0				

RPI 1-25				RPI 26-50				RPI 51-100				RPI 101+ Team's RPI: 343			
RPI	S	Opponent	Score	RPI	S	Opponent	Score	RPI	S	Opponent	Score	RPI	S	Opponent	Score
				32	A	South Dakota St.	48 92	52	A	FGCU	66 90	151	A	Binghamton	36 67
								52	H	FGCU	43 89	163	A	Army West Point	49 79
								70	H	Penn	38 77	182	A	Stetson	55 73
								97	A	Jacksonville	53 73	182	H	Stetson	53 72
								97	H	Jacksonville	58 88	202	A	Lehigh	50 64
								100	A	Dartmouth	50 81	251	A	North Florida	66 62
												251	H	North Florida	75 65
												262	H	Rider	64 79
												264	A	Lipscomb	58 66
												264	H	Lipscomb	58 74
												271	H	Cornell	46 61
												275	H	LIU Brooklyn	49 67
												278	A	Morgan St.	43 55
												285	H	Fairleigh Dickinson	70 74
												288	A	North Dakota St.	58 105
												294	A	USC Upstate	67 74
												294	H	USC Upstate	57 95
												300	H	Long Beach St.	73 57
												303	A	Kennesaw St.	65 80
												303	H	Kennesaw St.	58 61
												347	H	Saint Peter's	52 59
-----															
LAST 12 Division I GAMES:															
				294	A	USC Upstate	67 74	264	A	Lipscomb	58 66				
				97	A	Jacksonville	53 73	303	A	Kennesaw St.	65 80				
				251	A	North Florida	66 62	264	H	Lipscomb	58 74				
				52	H	FGCU	43 89	251	H	North Florida	75 65				
				182	H	Stetson	53 72	97	H	Jacksonville	58 88				
				303	H	Kennesaw St.	58 61	182	A	Stetson	55 73				

Non-Div I Games: St. Joseph's (Brkn)106 42

NJIT



Average RPI	Win:	152	WON-LOST	WINNING	LAST 10	STRENGTH OF	OPP. STRENGTH	TEAM	ADJ.	CONF.	ADJ CONF.
Average RPI	Loss:	52	RECORD	PCT. RANK	GAMES	SCHEDULE	OF SCHEDULE	RPI	RPI	RPI	RPI
DIV. I ONLY		20- 9		71	7- 3	76	43	61	61	3	3
DIV. I NON-CONF.		9- 4		82	0- 0	237	68	138	138	4	4
-----											
TOTALS	RPI 1-25		RPI 26-50		W-L RECORDS	RPI 51-100		RPI 101-999		RPI 201+	
20- 9	2- 4		2- 2		OVERALL	4- 1		12- 2		8- 0	
10- 6	1- 2		0- 2		HOME	2- 0		7- 2		5- 0	
9- 2	1- 1		2- 0		AWAY	2- 1		4- 0		2- 0	
1- 1	0- 1		0- 0		NEUTRAL	0- 0		1- 0		1- 0	
9- 4	0- 1		0- 1		NON-CONFERENCE	1- 0		8- 2		5- 0	
5- 3	0- 0		0- 1		HOME	0- 0		5- 2		3- 0	
3- 0	0- 0		0- 0		AWAY	1- 0		2- 0		1- 0	
1- 1	0- 1		0- 0		NEUTRAL	0- 0		1- 0		1- 0	
11- 5	2- 3		2- 1		CONFERENCE	3- 1		4- 0		3- 0	
5- 3	1- 2		0- 1		HOME	2- 0		2- 0		2- 0	
6- 2	1- 1		2- 0		AWAY	1- 1		2- 0		1- 0	
0- 0	0- 0		0- 0		NEUTRAL	0- 0		0- 0		0- 0	

RPI 1-25				RPI 26-50				RPI 51-100				Team's RPI: 61				RPI 101+			
RPI	S	Opponent	Score	RPI	S	Opponent	Score	RPI	S	Opponent	Score	RPI	S	Opponent	Score	RPI	S	Opponent	Score
6	H	Ohio St.	61 73	35	H	Michigan	64 69	53	A	Indiana	75 83	105	H	Washington St.	61 73				
15	N	Buffalo	72 82	39	A	Rutgers	52 42	60	H	Purdue	75 51	138	H	Arkansas	80 69				
16	A	Iowa	92 74	48	H	Creighton	49 64	62	A	Michigan St.	79 69	155	H	SIUE	62 53				
16	H	Iowa	74 65	49	A	Minnesota	79 74	77	A	Drake	89 84	161	H	Clemson	66 67				
21	A	Maryland	75 77					90	H	Penn St.	59 51	168	A	Northwestern	69 59				
21	H	Maryland	57 64									171	A	Kansas	66 49				
																205	H	Wisconsin	51 48
																220	H	Fla. Atlantic	86 69
																229	A	Illinois	80 72
																229	H	Illinois	62 47
																233	N	Coastal Caro.	55 47
																268	A	San Jose St.	81 55
																280	H	UMKC	80 60
																331	H	Ark.-Pine Bluff	73 52
-----																			
LAST 12 Division I GAMES:																			
21	A	Maryland	75 77	229	H	Illinois	62 47												
90	H	Penn St.	59 51	16	A	Iowa	92 74												
53	A	Indiana	75 83	60	H	Purdue	75 51												
62	A	Michigan St.	79 69	39	A	Rutgers	52 42												
205	H	Wisconsin	51 48	16	H	Iowa	74 65												
21	H	Maryland	57 64	35	H	Michigan	64 69												

Non-Div I Games:

Nebraska

Average RPI Win:	214	WON-LOST	WINNING	LAST 10	STRENGTH OF	OPP. STRENGTH	TEAM	ADJ.	CONF.	ADJ CONF.
Average RPI Loss:	137	RECORD	PCT. RANK	GAMES	SCHEDULE	OF SCHEDULE	RPI	RPI	RPI	RPI
DIV. I ONLY	12- 15	214	2- 8	161	123	207	207	16	16	
DIV. I NON-CONF.	6- 4	122	0- 0	153	118	142	142	14	14	
-----										
TOTALS	RPI 1-25	RPI 26-50	W-L RECORDS	RPI 51-100	RPI 101-999	RPI 201+				
12- 15	0- 1	0- 1	OVERALL	1- 4	11- 9	8- 4				
9- 5	0- 1	0- 0	HOME	1- 1	8- 3	6- 1				
2- 9	0- 0	0- 0	AWAY	0- 3	2- 6	1- 3				
1- 1	0- 0	0- 1	NEUTRAL	0- 0	1- 0	1- 0				
6- 4	0- 1	0- 1	NON-CONFERENCE	0- 0	6- 2	5- 1				
4- 2	0- 1	0- 0	HOME	0- 0	4- 1	3- 1				
1- 1	0- 0	0- 0	AWAY	0- 0	1- 1	1- 0				
1- 1	0- 0	0- 1	NEUTRAL	0- 0	1- 0	1- 0				
6- 11	0- 0	0- 0	CONFERENCE	1- 4	5- 7	3- 3				
5- 3	0- 0	0- 0	HOME	1- 1	4- 2	3- 0				
1- 8	0- 0	0- 0	AWAY	0- 3	1- 5	0- 3				
0- 0	0- 0	0- 0	NEUTRAL	0- 0	0- 0	0- 0				

RPI 1-25				RPI 26-50				RPI 51-100				RPI 101+ Team's RPI: 207			
RPI	S	Opponent	Score	RPI	S	Opponent	Score	RPI	S	Opponent	Score	RPI	S	Opponent	Score
2	H	UConn	57 88	33	N	Oregon St.	49 89	74	A	Wyoming	60 66	107	A	Utah	61 87
								74	H	Wyoming	62 65	120	A	Colorado St.	64 75
								84	A	UNLV	75 77	120	H	Colorado St.	59 65
								84	H	UNLV	75 55	132	H	Portland St.	67 55
								86	A	New Mexico	68 72	134	A	Fresno St.	55 68
												134	H	Fresno St.	90 73
												142	A	Boise St.	72 68
												142	H	Boise St.	55 63
												209	H	SMU	80 72
												214	N	Montana St.	67 53
												224	A	Seattle U	74 65
												242	H	Pepperdine	72 77
												266	A	San Diego St.	72 75
												268	A	San Jose St.	54 57
												268	H	San Jose St.	91 63
												277	H	Sacramento St.	95 68
												287	H	Santa Clara	52 41
												296	H	Air Force	70 60
												304	A	Utah St.	57 79
												304	H	Utah St.	85 78
-----															
LAST 12 Division I GAMES:															
84	H	UNLV	75 55	84	A	UNLV	75 77	120	H	Colorado St.	59 65	134	A	Fresno St.	55 68
120	A	Colorado St.	64 75	120	H	Colorado St.	59 65	134	A	Fresno St.	55 68	74	H	Wyoming	62 65
268	A	San Jose St.	54 57	134	A	Fresno St.	55 68	142	A	Boise St.	72 68	268	H	San Jose St.	91 63
304	H	Utah St.	85 78	142	H	Boise St.	55 63	268	H	San Jose St.	91 63				
142	H	Boise St.	55 63												
266	A	San Diego St.	72 75												

Non-Div I Games: Stanislaus St. 81 60

Nevada

New Hampshire				Through Games of March 17, 2018								
Average RPI	Win:	Loss:	248	WON-LOST RECORD	WINNING PCT. RANK	LAST 10 GAMES	STRENGTH OF SCHEDULE	OPP. STRENGTH OF SCHEDULE	TEAM RPI	ADJ. RPI	CONF. RPI	ADJ CONF. RPI
DIV. I ONLY				17- 11	108	4- 6	309	241	183	183	20	20
DIV. I NON-CONF.				8- 4	87	0- 0	338	234	192	192	24	24
TOTALS		RPI 1-25		RPI 26-50		W-L RECORDS		RPI 51-100		RPI 101-999		RPI 201+
17- 11		0- 0		0- 0		OVERALL		1- 4		16- 7		12- 4
8- 4		0- 0		0- 0		HOME		1- 1		7- 3		5- 1
8- 6		0- 0		0- 0		AWAY		0- 3		8- 3		6- 2
1- 1		0- 0		0- 0		NEUTRAL		0- 0		1- 1		1- 1
8- 4		0- 0		0- 0		NON-CONFERENCE		0- 1		8- 3		7- 3
4- 0		0- 0		0- 0		HOME		0- 0		4- 0		3- 0
3- 3		0- 0		0- 0		AWAY		0- 1		3- 2		3- 2
1- 1		0- 0		0- 0		NEUTRAL		0- 0		1- 1		1- 1
9- 7		0- 0		0- 0		CONFERENCE		1- 3		8- 4		5- 1
4- 4		0- 0		0- 0		HOME		1- 1		3- 3		2- 1
5- 3		0- 0		0- 0		AWAY		0- 2		5- 1		3- 0
0- 0		0- 0		0- 0		NEUTRAL		0- 0		0- 0		0- 0

RPI 1-25				RPI 26-50				RPI 51-100				RPI 101+ Team's RPI: 183			
RPI	S	Opponent	Score	RPI	S	Opponent	Score	RPI	S	Opponent	Score	RPI	S	Opponent	Score
								75	A	Maine	46 77	137	H	Northeastern	65 50
								75	H	Maine	46 56	146	A	Hartford	49 85
								76	A	Albany (NY)	53 66	146	H	Hartford	76 58
								76	H	Albany (NY)	74 68	151	A	Binghamton	63 61
								100	A	Dartmouth	49 57	151	H	Binghamton	52 54
												176	A	Stony Brook	51 50
												176	H	Stony Brook	56 62
												203	A	Boston College	55 64
												217	A	Xavier	66 71
												218	H	Boston U.	72 57
												244	N	La Salle	51 59
												255	A	Sacred Heart	74 47
												259	H	Manhattan	68 55
												265	N	Fairfield	71 61
												271	H	Cornell	48 45
												286	A	Bryant	74 65
												292	A	Vermont	52 49
												292	H	Vermont	53 58
												325	A	UMBC	51 46
												325	H	UMBC	56 51
												334	A	Wagner	65 53
												348	A	UMass Lowell	70 49
												348	H	UMass Lowell	66 45
LAST 12 Division I GAMES:															
				348	A	UMass Lowell	70 49	76	H	Albany (NY)	74 68				
				176	H	Stony Brook	56 62	146	A	Hartford	49 85				
				146	H	Hartford	76 58	151	H	Binghamton	52 54				
				325	A	UMBC	51 46	75	H	Maine	46 56				
				75	A	Maine	46 77	176	A	Stony Brook	51 50				
				292	H	Vermont	53 58	292	A	Vermont	52 49				

Non-Div I Games:	Colby-Sawyer	64	40
------------------	--------------	----	----

New Hampshire

■ Loss, ■ Non-Conf, S Site, H Home A Away N Neutral

Average RPI Win:	191	WON-LOST	WINNING	LAST 10	STRENGTH OF	OPP. STRENGTH	TEAM	ADJ.	CONF.	ADJ CONF.
Average RPI Loss:	127	RECORD	PCT. RANK	GAMES	SCHEDULE	OF SCHEDULE	RPI	RPI	RPI	RPI
DIV. I ONLY	20- 9	71	5- 5	151	124	86	86	16	16	
DIV. I NON-CONF.	11- 1	13	0- 0	76	139	14	14	14	14	
-----										
TOTALS	RPI 1-25	RPI 26-50	W-L RECORDS	RPI 51-100	RPI 101-999	RPI 201+				
20- 9	1- 0	0- 1	OVERALL	2- 4	17- 4	10- 2				
16- 2	1- 0	0- 0	HOME	2- 2	13- 0	7- 0				
4- 7	0- 0	0- 1	AWAY	0- 2	4- 4	3- 2				
0- 0	0- 0	0- 0	NEUTRAL	0- 0	0- 0	0- 0				
11- 1	1- 0	0- 1	NON-CONFERENCE	2- 0	8- 0	4- 0				
9- 0	1- 0	0- 0	HOME	2- 0	6- 0	3- 0				
2- 1	0- 0	0- 1	AWAY	0- 0	2- 0	1- 0				
0- 0	0- 0	0- 0	NEUTRAL	0- 0	0- 0	0- 0				
9- 8	0- 0	0- 0	CONFERENCE	0- 4	9- 4	6- 2				
7- 2	0- 0	0- 0	HOME	0- 2	7- 0	4- 0				
2- 6	0- 0	0- 0	AWAY	0- 2	2- 4	2- 2				
0- 0	0- 0	0- 0	NEUTRAL	0- 0	0- 0	0- 0				

RPI 1-25				RPI 26-50				RPI 51-100 Team's RPI: 86				RPI 101+			
RPI	S	Opponent	Score	RPI	S	Opponent	Score	RPI	S	Opponent	Score	RPI	S	Opponent	Score
25	H	Marquette	88 87	29	A	Oklahoma	63 105	74	A	Wyoming	55 66	120	A	Colorado St.	71 74
								74	H	Wyoming	62 63	120	H	Colorado St.	54 48
								81	H	Navy	94 87	122	H	Western Mi ch.	88 76
								84	A	UNLV	62 74	134	H	Fresno St.	88 75
								84	H	UNLV	66 68	135	H	Wichita St.	76 62
								92	H	Lamar University	90 58	142	A	Boise St.	85 91
												142	H	Boise St.	100 83
												186	H	UC Irvine	83 61
												195	A	UTEP	59 35
												207	H	Nevada	72 68
												221	A	New Mexico St.	101 93
												221	H	New Mexico St.	86 75
												229	H	Illinois	97 68
												241	H	Texas Tech	90 56
												266	A	San Diego St.	89 97
												268	A	San Jose St.	86 95
												268	H	San Jose St.	92 62
												296	A	Air Force	88 59
												296	H	Air Force	57 49
												304	A	Utah St.	74 50
												304	H	Utah St.	80 47
-----															
LAST 12 Division I GAMES:															
120	H	Colorado St.	54 48	268	H	San Jose St.	92 62								
84	A	UNLV	62 74	304	H	Utah St.	80 47								
74	H	Wyoming	62 63	120	A	Colorado St.	71 74								
304	A	Utah St.	74 50	266	A	San Diego St.	89 97								
296	H	Air Force	57 49	84	H	UNLV	66 68								
142	A	Boise St.	85 91	134	H	Fresno St.	88 75								

Non-Div I Games: Northern N.M. 107 66

New Mexico

Average RPI Win:	277	WON-LOST	WINNING	LAST 10	STRENGTH OF	OPP. STRENGTH	TEAM	ADJ.	CONF.	ADJ CONF.
Average RPI Loss:	177	RECORD	PCT. RANK	GAMES	SCHEDULE	OF SCHEDULE	RPI	RPI	RPI	RPI
DIV. I ONLY	14- 11	136	7- 3	316	315	221	221	31	31	
DIV. I NON-CONF.	4- 8	239	0- 0	242	235	266	266	31	31	
-----										
TOTALS	RPI 1-25	RPI 26-50	W-L RECORDS	RPI 51-100	RPI 101-999	RPI 201+				
14- 11	0- 0	0- 0	OVERALL	0- 2	14- 9	13- 5				
8- 3	0- 0	0- 0	HOME	0- 1	8- 2	7- 0				
6- 5	0- 0	0- 0	AWAY	0- 1	6- 4	6- 4				
0- 3	0- 0	0- 0	NEUTRAL	0- 0	0- 3	0- 1				
4- 8	0- 0	0- 0	NON-CONFERENCE	0- 2	4- 6	3- 2				
2- 3	0- 0	0- 0	HOME	0- 1	2- 2	1- 0				
2- 2	0- 0	0- 0	AWAY	0- 1	2- 1	2- 1				
0- 3	0- 0	0- 0	NEUTRAL	0- 0	0- 3	0- 1				
10- 3	0- 0	0- 0	CONFERENCE	0- 0	10- 3	10- 3				
6- 0	0- 0	0- 0	HOME	0- 0	6- 0	6- 0				
4- 3	0- 0	0- 0	AWAY	0- 0	4- 3	4- 3				
0- 0	0- 0	0- 0	NEUTRAL	0- 0	0- 0	0- 0				

RPI 1-25				RPI 26-50				RPI 51-100				RPI 101+				Team's RPI: 221
RPI	S	Opponent	Score	RPI	S	Opponent	Score	RPI	S	Opponent	Score	RPI	S	Opponent	Score	
								86	A	New Mexico	75	86	H	Western Mi ch.	55	64
								86	H	New Mexico	93	101	N	Northeastern	64	65
												138	N	Arkansas	60	69
												195	H	UTEP	76	68
												198	H	UC Santa Barbara	47	77
												206	A	CSU Bakersfield	52	62
												206	H	CSU Bakersfield	56	48
												219	N	Texas Southern	50	66
												224	A	Seattle U	59	69
												224	H	Seattle U	64	53
												234	H	A&M-Corpus Christi	70	61
												242	A	Pepperdine	86	64
												263	A	Grand Canyon	34	50
												263	H	Grand Canyon	64	60
												273	A	Ari zona	44	83
												280	A	UMKC	76	67
												280	H	UMKC	70	62
												300	A	Long Beach St.	72	63
												311	A	UTRGV	79	77
												324	A	Utah Valley	82	72
												324	H	Utah Valley	59	51
												345	A	Chi cago St.	63	55
												345	H	Chi cago St.	74	59
-----																
LAST 12 Division I GAMES:																
				280	A	UMKC	76	67	311	A	UTRGV	79	77			
				345	A	Chi cago St.	63	55	280	H	UMKC	70	62			
				224	H	Seattle U	64	53	324	A	Utah Valley	82	72			
				324	H	Utah Valley	59	51	224	A	Seattle U	59	69			
				263	A	Grand Canyon	34	50	206	H	CSU Bakersfield	56	48			
				206	A	CSU Bakersfield	52	62	263	H	Grand Canyon	64	60			

Non-Div I Games: Tex. Permian Basin 85 58 Western N.M. 89 60

New Mexico St.

■ Loss, 
 ■ Non-Conf, 
 ■ S Site, 
 ■ Home 
 ■ Away 
 N Neutral



Average RPI	Win:	277	WON-LOST	WINNING	LAST 10	STRENGTH OF	OPP. STRENGTH	TEAM	ADJ.	CONF.	ADJ CONF.
Average RPI	Loss:	158	RECORD	PCT. RANK	GAMES	SCHEDULE	OF SCHEDULE	RPI	RPI	RPI	RPI
DIV. I ONLY		14- 14	175	6- 4	294	272	223	223	26	26	
DIV. I NON-CONF.		3- 7	254	0- 0	91	168	207	207	26	26	
-----											
TOTALS	RPI 1-25		RPI 26-50		W-L RECORDS		RPI 51-100		RPI 101-999		RPI 201+
14- 14	0- 1		0- 1		OVERALL		0- 2		14- 10		13- 5
9- 4	0- 0		0- 0		HOME		0- 1		9- 3		9- 1
5- 10	0- 0		0- 0		AWAY		0- 0		5- 2		4- 1
0- 0	0- 0		0- 0		NEUTRAL		0- 0		0- 0		0- 0
3- 7	0- 1		0- 1		NON-CONFERENCE		0- 1		3- 4		3- 0
2- 2	0- 0		0- 0		HOME		0- 1		2- 1		2- 0
1- 5	0- 1		0- 1		AWAY		0- 0		1- 3		1- 0
0- 0	0- 0		0- 0		NEUTRAL		0- 0		0- 0		0- 0
11- 7	0- 0		0- 0		CONFERENCE		0- 1		11- 6		10- 5
7- 2	0- 0		0- 0		HOME		0- 0		7- 2		7- 1
4- 5	0- 0		0- 0		AWAY		0- 1		4- 4		3- 4
0- 0	0- 0		0- 0		NEUTRAL		0- 0		0- 0		0- 0

RPI 1-25				RPI 26-50				RPI 51-100				RPI 101+ Team's RPI: 223			
RPI	S	Opponent	Score	RPI	S	Opponent	Score	RPI	S	Opponent	Score	RPI	S	Opponent	Score
19	A	Missouri	45 81	47	A	Miami (FL)	46 76	68	H	Houston	66 78	109	H	SFA	67 74
								92	A	Lamar University	77 100	119	A	Central Ark.	52 48
												128	A	Tulane	56 79
												154	A	Louisiana	57 66
												164	H	Jacksonville St.	54 59
												166	A	South Ala.	45 67
												208	H	CSUN	76 73
												219	H	Texas Southern	72 69
												230	A	Nicholls St.	48 72
												230	H	Nicholls St.	61 62
												234	A	A&M-Corpus Christi	68 75
												234	H	A&M-Corpus Christi	66 49
												240	A	Abilene Christian	70 80
												279	A	McNeese	77 64
												279	H	McNeese	84 62
												291	A	Southeastern La.	74 71
												291	H	Southeastern La.	82 73
												309	H	Houston Baptist	70 52
												317	A	Incarnate Word	72 45
												317	H	Incarnate Word	52 50
												335	H	Sam Houston St.	77 50
												336	A	La.-Monroe	89 51
												337	A	Northwestern St.	47 52
												337	H	Northwestern St.	81 63
LAST 12 Division I GAMES:															
291	A	Southeastern La.	74 71	230	H	Nicholls St.	61 62								
230	A	Nicholls St.	48 72	337	A	Northwestern St.	47 52								
335	H	Sam Houston St.	77 50	317	A	Incarnate Word	72 45								
279	H	McNeese	84 62	337	H	Northwestern St.	81 63								
291	H	Southeastern La.	82 73	317	H	Incarnate Word	52 50								
234	A	A&M-Corpus Christi	68 75	119	A	Central Ark.	52 48								

Non-Div I Games: Xavier (LA) 85 50

New Orleans

Average RPI Win:	244	WON-LOST	WINNING	LAST 10	STRENGTH OF	OPP. STRENGTH	TEAM	ADJ.	CONF.	ADJ CONF.
Average RPI Loss:	174	RECORD	PCT. RANK	GAMES	SCHEDULE	OF SCHEDULE	RPI	RPI	RPI	RPI
DIV. I ONLY	13- 17	218	5- 5	218	275	228	228	28	28	
DIV. I NON-CONF.	3- 8	268	0- 0	57	131	197	197	25	25	
-----										
TOTALS	RPI 1-25	RPI 26-50	W-L RECORDS	RPI 51-100	RPI 101-999	RPI 201+				
13- 17	1- 1	0- 3	OVERALL	0- 0	12- 13	8- 7				
7- 6	1- 0	0- 2	HOME	0- 0	6- 4	5- 1				
4- 10	0- 1	0- 1	AWAY	0- 0	4- 8	2- 6				
2- 1	0- 0	0- 0	NEUTRAL	0- 0	2- 1	1- 0				
3- 8	1- 1	0- 1	NON-CONFERENCE	0- 0	2- 6	1- 1				
1- 3	1- 0	0- 1	HOME	0- 0	0- 2	0- 0				
1- 4	0- 1	0- 0	AWAY	0- 0	1- 3	1- 1				
1- 1	0- 0	0- 0	NEUTRAL	0- 0	1- 1	0- 0				
10- 9	0- 0	0- 2	CONFERENCE	0- 0	10- 7	7- 6				
6- 3	0- 0	0- 1	HOME	0- 0	6- 2	5- 1				
3- 6	0- 0	0- 1	AWAY	0- 0	3- 5	1- 5				
1- 0	0- 0	0- 0	NEUTRAL	0- 0	1- 0	1- 0				

RPI 1-25				RPI 26-50				RPI 51-100				RPI 101+ Team's RPI: 228			
RPI	S	Opponent	Score	RPI	S	Opponent	Score	RPI	S	Opponent	Score	RPI	S	Opponent	Score
15	H	Buffalo	75 62	42	A	Quinnipiac	61 77					114	H	Cleveland St.	61 70
21	A	Maryland	65 92	42	H	Quinnipiac	55 84					125	N	Louisiana Tech	73 67
				43	H	Drexel	65 66					145	H	Saint Joseph's	69 93
												146	A	Hartford	65 83
												154	N	Louisiana	52 68
												174	A	Marist	68 61
												174	H	Marist	78 84
												188	A	Oakland	59 67
												194	A	Siena	73 68
												194	H	Siena	65 50
												250	A	St. Bonaventure	58 76
												259	A	Manhattan	64 82
												259	H	Manhattan	65 64
												262	A	Rider	58 65
												262	H	Rider	69 61
												265	A	Fairfield	53 59
												281	A	Colgate	81 44
												284	A	Canisius	60 64
												284	H	Canisius	66 72
												289	A	Monmouth	63 65
												289	H	Monmouth	68 65
												340	H	Iona	73 59
												347	A	Saint Peter's	87 52
												347	H	Saint Peter's	64 54
												347	N	Saint Peter's	60 48
-----															
LAST 12 Division I GAMES:															
				347	N	Saint Peter's	60 48	259	A	Manhattan	64 82				
				174	A	Marist	68 61	347	H	Saint Peter's	64 54				
				284	H	Canisius	66 72	284	A	Canisius	60 64				
				289	H	Monmouth	68 65	42	H	Quinnipiac	55 84				
				262	H	Rider	69 61	174	H	Marist	78 84				
				289	A	Monmouth	63 65	347	A	Saint Peter's	87 52				

Non-Div I Games:

Niagara

Average RPI Win:	293	WON-LOST	WINNING	LAST 10	STRENGTH OF	OPP. STRENGTH	TEAM	ADJ.	CONF.	ADJ CONF.
Average RPI Loss:	153	RECORD	PCT. RANK	GAMES	SCHEDULE	OF SCHEDULE	RPI	RPI	RPI	RPI
DIV. I ONLY	12- 13	196	7- 3	291	288	230	230	26	26	
DIV. I NON-CONF.	2- 6	280	0- 0	151	190	230	230	26	26	
-----										
TOTALS	RPI 1-25	RPI 26-50	W-L RECORDS	RPI 51-100	RPI 101-999	RPI 201+				
12- 13	0- 1	0- 1	OVERALL	0- 2	12- 9	12- 5				
5- 6	0- 1	0- 0	HOME	0- 2	5- 3	5- 1				
7- 6	0- 0	0- 1	AWAY	0- 0	7- 5	7- 3				
0- 1	0- 0	0- 0	NEUTRAL	0- 0	0- 1	0- 1				
2- 6	0- 1	0- 1	NON-CONFERENCE	0- 1	2- 3	2- 2				
0- 2	0- 1	0- 0	HOME	0- 1	0- 0	0- 0				
2- 3	0- 0	0- 1	AWAY	0- 0	2- 2	2- 1				
0- 1	0- 0	0- 0	NEUTRAL	0- 0	0- 1	0- 1				
10- 7	0- 0	0- 0	CONFERENCE	0- 1	10- 6	10- 3				
5- 4	0- 0	0- 0	HOME	0- 1	5- 3	5- 1				
5- 3	0- 0	0- 0	AWAY	0- 0	5- 3	5- 2				
0- 0	0- 0	0- 0	NEUTRAL	0- 0	0- 0	0- 0				

RPI 1-25				RPI 26-50				RPI 51-100				RPI 101+				Team's RPI: 230
RPI	S	Opponent	Score	RPI	S	Opponent	Score	RPI	S	Opponent	Score	RPI	S	Opponent	Score	
4	H	Baylor	43 85	26	A	LSU	50 65	92	H	Lamar University	61 76	106	A	Iowa St.	47 75	
								97	H	Jacksonville	61 69	109	H	SFA	73 86	
												119	A	Central Ark.	42 60	
												119	H	Central Ark.	48 69	
												209	A	SMU	61 68	
												223	A	New Orleans	62 61	
												223	H	New Orleans	72 48	
												234	A	A&M-Corpus Christi	55 76	
												240	H	Abilene Christian	81 60	
												260	N	Bradley	65 75	
												279	A	McNeese	61 54	
												279	H	McNeese	63 51	
												291	H	Southeastern La.	57 66	
												307	A	Jackson St.	90 64	
												309	A	Houston Baptist	73 61	
												309	H	Houston Baptist	63 45	
												317	A	Incarnate Word	62 64	
												335	A	Sam Houston St.	70 65	
												337	A	Northwestern St.	79 63	
												337	H	Northwestern St.	85 53	
												338	A	Mississippi Val.	62 57	
LAST 12 Division I GAMES:																
337	H	Northwestern St.	85 53	240	H	Abilene Christian	81 60									
223	H	New Orleans	72 48	223	A	New Orleans	62 61									
279	H	McNeese	63 51	291	H	Southeastern La.	57 66									
119	A	Central Ark.	42 60	92	H	Lamar University	61 76									
335	A	Sam Houston St.	70 65	234	A	A&M-Corpus Christi	55 76									
309	H	Houston Baptist	63 45	119	H	Central Ark.	48 69									

Non-Div I Games: Spring Hill 78 70 Evangel 72 55 Southern-N. O. 83 45

Nicholls St.

Average RPI Win:	284	WON-LOST	WINNING	LAST 10	STRENGTH OF	OPP. STRENGTH	TEAM	ADJ.	CONF.	ADJ CONF.
Average RPI Loss:	181	RECORD	PCT. RANK	GAMES	SCHEDULE	OF SCHEDULE	RPI	RPI	RPI	RPI
DIV. I ONLY	18- 10	94	6- 4	329	340	200	200	30	30	
DIV. I NON-CONF.	7- 5	132	0- 0	291	318	195	195	30	30	
-----										
TOTALS	RPI 1-25	RPI 26-50	W-L RECORDS	RPI 51-100	RPI 101-999	RPI 201+				
18- 10	0- 0	0- 0	OVERALL	0- 1	18- 9	16- 3				
7- 5	0- 0	0- 0	HOME	0- 0	7- 5	7- 2				
10- 4	0- 0	0- 0	AWAY	0- 1	10- 3	8- 0				
1- 1	0- 0	0- 0	NEUTRAL	0- 0	1- 1	1- 1				
7- 5	0- 0	0- 0	NON-CONFERENCE	0- 1	7- 4	6- 2				
2- 2	0- 0	0- 0	HOME	0- 0	2- 2	2- 1				
4- 2	0- 0	0- 0	AWAY	0- 1	4- 1	3- 0				
1- 1	0- 0	0- 0	NEUTRAL	0- 0	1- 1	1- 1				
11- 5	0- 0	0- 0	CONFERENCE	0- 0	11- 5	10- 1				
5- 3	0- 0	0- 0	HOME	0- 0	5- 3	5- 1				
6- 2	0- 0	0- 0	AWAY	0- 0	6- 2	5- 0				
0- 0	0- 0	0- 0	NEUTRAL	0- 0	0- 0	0- 0				

RPI 1-25				RPI 26-50				RPI 51-100				RPI 101+				Team's RPI: 200	
RPI	S	Opponent	Score	RPI	S	Opponent	Score	RPI	S	Opponent	Score	RPI	S	Opponent	Score		
								81	A	Navy	51	70	131	A	Bethune-Cookman	45	60
												131	H	Bethune-Cookman	51	58	
												153	A	William & Mary	80	74	
												165	A	N. C. A&T	51	53	
												178	A	Hampton	63	48	
												178	H	Hampton	56	70	
												196	H	High Point	56	59	
												199	A	East Carolina	46	51	
												211	N	Bowling Green	50	59	
												215	H	UNCG	64	63	
												237	H	Loyola Maryland	58	61	
												252	N	St. Francis Brooklyn	52	51	
												253	A	Campbell	53	27	
												254	A	Howard	59	53	
												270	H	Towson	86	76	
												272	A	UMES	63	53	
												278	H	Morgan St.	53	55	
												282	A	VCU	66	52	
												316	A	N. C. Central	75	60	
												319	H	Coppin St.	71	57	
												323	A	South Carolina St.	71	67	
												323	H	South Carolina St.	63	49	
												331	H	Delaware St.	72	50	
												341	H	Florida A&M	70	49	
												342	A	Longwood	64	45	
												344	A	Savannah St.	78	58	
												344	H	Savannah St.	83	51	
LAST 12 Division I GAMES:																	
				178	H	Hampton	56	70	178	A	Hampton	63	48				
				254	A	Howard	59	53	131	A	Bethune-Cookman	45	60				
				272	A	UMES	63	53	278	H	Morgan St.	53	55				
				323	H	South Carolina St.	63	49	165	A	N. C. A&T	51	53				
				344	H	Savannah St.	83	51	341	H	Florida A&M	70	49				
				331	H	Delaware St.	72	50	131	H	Bethune-Cookman	51	58				

Non-Div I Games:

Norfolk St.

Average RPI Win:	168	WON-LOST	WINNING	LAST 10	STRENGTH OF	OPP. STRENGTH	TEAM	ADJ.	CONF.	ADJ CONF.
Average RPI Loss:	58	RECORD	PCT. RANK	GAMES	SCHEDULE	OF SCHEDULE	RPI	RPI	RPI	RPI
DIV. I ONLY	15- 16	189	1- 9	23	65	112	112	1	1	
DIV. I NON-CONF.	10- 3	52	0- 0	98	303	98	98	1	1	
-----										
TOTALS	RPI 1-25	RPI 26-50	W-L RECORDS	RPI 51-100	RPI 101-999	RPI 201+				
15- 16	1- 7	1- 3	OVERALL	0- 3	13- 3	5- 1				
11- 8	1- 2	1- 2	HOME	0- 2	9- 2	3- 0				
1- 7	0- 4	0- 1	AWAY	0- 1	1- 1	0- 1				
3- 1	0- 1	0- 0	NEUTRAL	0- 0	3- 0	2- 0				
10- 3	0- 0	1- 0	NON-CONFERENCE	0- 1	9- 2	4- 0				
8- 3	0- 0	1- 0	HOME	0- 1	7- 2	3- 0				
0- 0	0- 0	0- 0	AWAY	0- 0	0- 0	0- 0				
2- 0	0- 0	0- 0	NEUTRAL	0- 0	2- 0	1- 0				
5- 13	1- 7	0- 3	CONFERENCE	0- 2	4- 1	1- 1				
3- 5	1- 2	0- 2	HOME	0- 1	2- 0	0- 0				
1- 7	0- 4	0- 1	AWAY	0- 1	1- 1	0- 1				
1- 1	0- 1	0- 0	NEUTRAL	0- 0	1- 0	0- 0				

RPI 1-25				RPI 26-50				RPI 51-100				RPI 101+ Team's RPI: 112			
RPI	S	Opponent	Score	RPI	S	Opponent	Score	RPI	S	Opponent	Score	RPI	S	Opponent	Score
1	A	Notre Dame	62 94	30	A	Virginia	70 82	55	H	Mercer	86 97	102	A	Wake Forest	79 76
5	H	Louisville	57 67	37	H	Syracuse	80 86	64	H	Virginia Tech	74 90	136	H	Radford	79 46
7	A	Florida St.	65 103	47	H	Miami (FL)	72 92	65	A	Georgia Tech	61 79	139	H	Colorado	87 80
12	A	Duke	54 70	49	H	Minnesota	88 83					146	H	Hartford	90 70
12	H	Duke	92 86									161	H	Cl emson	59 52
20	A	NC State	54 73									166	H	South Ala.	84 85
20	H	NC State	53 66									177	H	Pittsburgh	68 67
20	N	NC State	64 77									178	H	Hampton	66 70
												189	H	Furman	84 56
												197	N	Washi ngton	90 78
												203	A	Boston College	64 77
												203	N	Boston College	69 64
												235	N	Grambling	79 63
												247	H	Presbyter ian	91 56
												257	H	UNCW	86 60
												269	H	Appal achi an St.	56 43
-----															
LAST 12 Division I GAMES:															
20	N	NC State	64 77	20	A	NC State	54 73								
203	N	Boston College	69 64	64	H	Virginia Tech	74 90								
12	A	Duke	54 70	47	H	Miami (FL)	72 92								
37	H	Syracuse	80 86	1	A	Notre Dame	62 94								
5	H	Louisville	57 67	30	A	Virginia	70 82								
65	A	Georgia Tech	61 79	12	H	Duke	92 86								

Non-Div I Games:

North Carolina

Average RPI Win:	193	WON-LOST	WINNING	LAST 10	STRENGTH OF	OPP. STRENGTH	TEAM	ADJ.	CONF.	ADJ CONF.
Average RPI Loss:	145	RECORD	PCT. RANK	GAMES	SCHEDULE	OF SCHEDULE	RPI	RPI	RPI	RPI
DIV. I ONLY	10- 16	236	3- 7	81	208	181	181	19	19	
DIV. I NON-CONF.	5- 4	146	0- 0	15	170	42	42	13	13	
-----										
TOTALS	RPI 1-25	RPI 26-50	W-L RECORDS	RPI 51-100	RPI 101-999	RPI 201+				
10- 16	0- 1	1- 3	OVERALL	1- 1	8- 11	5- 5				
7- 4	0- 0	1- 0	HOME	0- 0	6- 4	3- 2				
2- 12	0- 1	0- 3	AWAY	0- 1	2- 7	2- 3				
1- 0	0- 0	0- 0	NEUTRAL	1- 0	0- 0	0- 0				
5- 4	0- 1	0- 2	NON-CONFERENCE	1- 1	4- 0	3- 0				
3- 0	0- 0	0- 0	HOME	0- 0	3- 0	2- 0				
1- 4	0- 1	0- 2	AWAY	0- 1	1- 0	1- 0				
1- 0	0- 0	0- 0	NEUTRAL	1- 0	0- 0	0- 0				
5- 12	0- 0	1- 1	CONFERENCE	0- 0	4- 11	2- 5				
4- 4	0- 0	1- 0	HOME	0- 0	3- 4	1- 2				
1- 8	0- 0	0- 1	AWAY	0- 0	1- 7	1- 3				
0- 0	0- 0	0- 0	NEUTRAL	0- 0	0- 0	0- 0				

RPI 1-25				RPI 26-50				RPI 51-100				RPI 101+				Team's RPI: 181
RPI	S	Opponent	Score	RPI	S	Opponent	Score	RPI	S	Opponent	Score	RPI	S	Opponent	Score	
4	A	Baylor	43 105	32	A	South Dakota St.	52 66	57	A	South Dakota	71 76	133	H	UNI	80 72	
				33	A	Oregon St.	55 65	92	N	Lamar University	73 70	143	A	Eastern Wash.	70 74	
				36	A	Northern Colo.	45 51					143	H	Eastern Wash.	81 79	
				36	H	Northern Colo.	78 70					148	A	Idaho	75 80	
												148	H	Idaho	64 78	
												149	A	Idaho St.	46 57	
												149	H	Idaho St.	55 68	
												150	A	Weber St.	69 80	
												150	H	Weber St.	80 67	
												214	A	Montana St.	56 72	
												214	H	Montana St.	79 70	
												238	A	Montana	51 53	
												238	H	Montana	43 54	
												267	A	UTSA	60 47	
												276	H	Massachusetts	82 52	
												277	H	Sacramento St.	66 72	
												288	H	North Dakota St.	79 68	
												305	A	Northern Ariz.	59 79	
												328	A	Southern Utah	68 53	
-----																
LAST 12 Division I GAMES:																
277	H	Sacramento St.	66 72	238	A	Montana	51 53									
36	A	Northern Colo.	45 51	214	A	Montana St.	56 72									
305	A	Northern Ariz.	59 79	148	H	Idaho	64 78									
328	A	Southern Utah	68 53	143	H	Eastern Wash.	81 79									
149	H	Idaho St.	55 68	36	H	Northern Colo.	78 70									
150	H	Weber St.	80 67	150	A	Weber St.	69 80									

Non-Div I Games: Mayville St. 82 54 Southwest Minn. St. 85 62

North Dakota

Average RPI Win:	319	WON-LOST	WINNING	LAST 10	STRENGTH OF	OPP. STRENGTH	TEAM	ADJ.	CONF.	ADJ CONF.
Average RPI Loss:	139	RECORD	PCT. RANK	GAMES	SCHEDULE	OF SCHEDULE	RPI	RPI	RPI	RPI
DIV. I ONLY	6- 19	305	2- 8	180	229	288	288	12	12	
DIV. I NON-CONF.	4- 7	226	0- 0	281	330	272	272	16	16	
-----										
TOTALS	RPI 1-25	RPI 26-50	W-L RECORDS	RPI 51-100	RPI 101-999	RPI 201+				
6- 19	0- 0	0- 2	OVERALL	0- 5	6- 12	6- 3				
3- 8	0- 0	0- 1	HOME	0- 2	3- 5	3- 2				
2- 10	0- 0	0- 1	AWAY	0- 3	2- 6	2- 1				
1- 1	0- 0	0- 0	NEUTRAL	0- 0	1- 1	1- 0				
4- 7	0- 0	0- 0	NON-CONFERENCE	0- 1	4- 6	4- 1				
2- 2	0- 0	0- 0	HOME	0- 0	2- 2	2- 1				
1- 4	0- 0	0- 0	AWAY	0- 1	1- 3	1- 0				
1- 1	0- 0	0- 0	NEUTRAL	0- 0	1- 1	1- 0				
2- 12	0- 0	0- 2	CONFERENCE	0- 4	2- 6	2- 2				
1- 6	0- 0	0- 1	HOME	0- 2	1- 3	1- 1				
1- 6	0- 0	0- 1	AWAY	0- 2	1- 3	1- 1				
0- 0	0- 0	0- 0	NEUTRAL	0- 0	0- 0	0- 0				

RPI 1-25				RPI 26-50				RPI 51-100				RPI 101+				Team's RPI: 288
RPI	S	Opponent	Score	RPI	S	Opponent	Score	RPI	S	Opponent	Score	RPI	S	Opponent	Score	
				32	A	South Dakota St.	63 83	57	A	South Dakota	54 80	118	A	Milwaukee	38 74	
				32	H	South Dakota St.	64 85	57	H	South Dakota	67 82	119	N	Central Ark.	45 68	
								81	A	Navy	54 67	139	A	Colorado	59 108	
								96	A	Western Ill.	72 97	144	H	Cal Poly	69 73	
								96	H	Western Ill.	60 77	172	A	Denver	79 98	
												172	H	Denver	73 78	
												179	A	Oral Roberts	48 71	
												179	H	Oral Roberts	57 64	
												181	A	North Dakota	68 79	
												236	A	Omaha	67 80	
												236	H	Omaha	57 59	
												276	H	Massachusetts	82 70	
												311	H	UTRGV	79 82	
												314	A	FIU	71 68	
												325	N	UMBC	67 53	
												327	A	Fort Wayne	66 52	
												327	H	Fort Wayne	72 56	
												343	H	NJIT	105 58	
-----																
LAST 12 Division I GAMES:																
				236	H	Omaha	57 59	32	H	South Dakota St.	64 85					
				96	H	Western Ill.	60 77	96	A	Western Ill.	72 97					
				327	A	Fort Wayne	66 52	236	A	Omaha	67 80					
				172	H	Denver	73 78	327	H	Fort Wayne	72 56					
				179	H	Oral Roberts	57 64	172	A	Denver	79 98					
				57	A	South Dakota	54 80	179	A	Oral Roberts	48 71					

Non-Div I Games: Valley City St. 67 58 Mayville St. 87 43 Dakota St. 97 42

North Dakota St.

Average RPI Win: 241

Average RPI Loss: 179

WON-LOST  
RECORDWINNING  
PCT. RANKLAST 10  
GAMESSTRENGTH OF  
SCHEDULEOPP. STRENGTH  
OF SCHEDULETEAM  
RPIADJ.  
RPICONF.  
RPIADJ CONF.  
RPIDIV. I ONLY  
DIV. I NON-CONF.9- 17  
4- 8252  
2393- 7  
0- 0223  
149249  
213251  
202251  
20224  
2224  
22

TOTALS

RPI 1-25

RPI 26-50

W-L RECORDS

RPI 51-100

RPI 101-999

RPI 201+

9- 17 0- 1  
5- 5 0- 0  
4- 11 0- 1  
0- 1 0- 00- 2  
0- 0  
0- 2  
0- 0OVERALL  
HOME  
AWAY  
NEUTRAL1- 4  
1- 1  
0- 3  
0- 08- 10  
4- 4  
4- 5  
0- 16- 8  
3- 3  
3- 4  
0- 14- 8 0- 1  
2- 1 0- 0  
2- 6 0- 1  
0- 1 0- 00- 2  
0- 0  
0- 2  
0- 0NON-CONFERENCE  
HOME  
AWAY  
NEUTRAL0- 1  
0- 0  
0- 1  
0- 04- 4  
2- 1  
2- 2  
0- 12- 4  
1- 1  
1- 2  
0- 15- 9 0- 0  
3- 4 0- 0  
2- 5 0- 0  
0- 0 0- 00- 0  
0- 0  
0- 0  
0- 0CONFERENCE  
HOME  
AWAY  
NEUTRAL1- 3  
1- 1  
0- 2  
0- 04- 6  
2- 3  
2- 3  
0- 04- 4  
2- 2  
2- 2  
0- 0

RPI 1-25

RPI 26-50

RPI 51-100

RPI 101+

Team's RPI: 251

RPI S Opponent Score  
7 A Florida St. 51 109RPI S Opponent Score  
28 A Georgia 37 75  
35 A Michigan 34 79RPI S Opponent Score  
52 A FGCU 52 67  
52 H FGCU 75 73  
67 A West Virginia 59 87  
97 A Jacksonville 43 64  
97 H Jacksonville 48 66RPI S Opponent Score  
131 H Bethune-Cookman 70 63  
182 A Stetson 55 68  
182 H Stetson 51 68  
193 A Morehead St. 61 56  
220 A Fla. Atlantic 75 83  
256 H Northern Ky. 58 50  
264 A Lipscomb 57 78  
264 H Lipscomb 69 73  
274 H Col. of Charleston 69 73  
289 N Monmouth 57 67  
294 A USC Upstate 65 61  
294 H USC Upstate 79 61  
299 A Wofford 57 69  
303 A Kennesaw St. 68 44  
303 H Kennesaw St. 77 72  
341 A Florida A&M 77 68  
343 A NJIT 65 75  
343 H NJIT 62 66

LAST 12 Division I GAMES:

97 A Jacksonville	43 64	182 H Stetson	51 68
294 H USC Upstate	79 61	52 H FGCU	75 73
343 H NJIT	62 66	182 A Stetson	55 68
303 A Kennesaw St.	68 44	343 A NJIT	65 75
264 A Lipscomb	57 78	294 A USC Upstate	65 61
52 A FGCU	52 67	264 H Lipscomb	69 73

Non-Div I Games:

Warner

74 38

Edward Waters

73 47

Webber Int'l

81 53

North Florida

Loss, 
 Non-Conf, 
 S Site, 
 H Home
A Away 
 N Neutral



Average RPI Win:	250	WON-LOST	WINNING	LAST 10	STRENGTH OF	OPP. STRENGTH	TEAM	ADJ.	CONF.	ADJ CONF.
Average RPI Loss:	150	RECORD	PCT. RANK	GAMES	SCHEDULE	OF SCHEDULE	RPI	RPI	RPI	RPI
DIV. I ONLY	12- 12	175	4- 6	296	150	226	226	18	18	
DIV. I NON-CONF.	6- 3	87	0- 0	345	85	237	237	20	20	
-----										
TOTALS	RPI 1-25	RPI 26-50	W-L RECORDS	RPI 51-100	RPI 101-999	RPI 201+				
12- 12	0- 0	0- 1	OVERALL	0- 4	12- 7	10- 3				
6- 6	0- 0	0- 1	HOME	0- 2	6- 3	4- 1				
4- 6	0- 0	0- 0	AWAY	0- 2	4- 4	4- 2				
2- 0	0- 0	0- 0	NEUTRAL	0- 0	2- 0	2- 0				
6- 3	0- 0	0- 0	NON-CONFERENCE	0- 2	6- 1	6- 1				
3- 1	0- 0	0- 0	HOME	0- 1	3- 0	3- 0				
1- 2	0- 0	0- 0	AWAY	0- 1	1- 1	1- 1				
2- 0	0- 0	0- 0	NEUTRAL	0- 0	2- 0	2- 0				
6- 9	0- 0	0- 1	CONFERENCE	0- 2	6- 6	4- 2				
3- 5	0- 0	0- 1	HOME	0- 1	3- 3	1- 1				
3- 4	0- 0	0- 0	AWAY	0- 1	3- 3	3- 1				
0- 0	0- 0	0- 0	NEUTRAL	0- 0	0- 0	0- 0				

RPI 1-25				RPI 26-50				RPI 51-100				RPI 101+				Team's RPI: 226	
RPI	S	Opponent	Score	RPI	S	Opponent	Score	RPI	S	Opponent	Score	RPI	S	Opponent	Score		
				50	H	Western Ky.	65 79	53	A	Indiana	63 68	104	A	Middle Tenn.	48 56		
								80	A	UAB	52 68	117	H	Rice	49 50		
								80	H	UAB	51 69	125	A	Louisiana Tech	53 61		
								91	H	Kansas St.	54 55	157	H	Charlotte	73 68		
												184	H	Southern Miss.	71 62		
												195	H	UTEP	48 50		
												209	H	SMU	47 40		
												210	H	Tulsa	66 43		
												220	A	Fla. Atlantic	65 51		
												233	N	Coastal Caro.	50 34		
												244	H	La Salle	70 44		
												267	A	UTSA	58 70		
												283	A	Old Dominion	55 52		
												283	H	Old Dominion	63 46		
												308	H	Marshall	54 62		
												314	A	FIU	92 46		
												320	N	Detroit Mercy	63 57		
												330	A	Ill. -Chicago	67 70		
												346	A	Eastern Ill.	63 61		
LAST 12 Division I GAMES:																	
				80	H	UAB	51 69	267	A	UTSA	58 70						
				308	H	Marshall	54 62	195	H	UTEP	48 50						
				283	A	Old Dominion	55 52	50	H	Western Ky.	65 79						
				184	H	Southern Miss.	71 62	80	A	UAB	52 68						
				220	A	Fla. Atlantic	65 51	104	A	Middle Tenn.	48 56						
				314	A	FIU	92 46	157	H	Charlotte	73 68						

Non-Div I Games: Mid-Amer. Christian 86 52 Tex. A&M Int'l 64 38 Okla. Panhandle 63 41

North Texas

Average RPI Win:	231	WON-LOST	WINNING	LAST 10	STRENGTH OF	OPP. STRENGTH	TEAM	ADJ.	CONF.	ADJ CONF.
Average RPI Loss:	111	RECORD	PCT. RANK	GAMES	SCHEDULE	OF SCHEDULE	RPI	RPI	RPI	RPI
DIV. I ONLY	15- 13	153	6- 4	130	196	137	137	10	10	
DIV. I NON-CONF.	5- 6	187	0- 0	207	322	215	215	12	12	
-----										
TOTALS	RPI 1-25	RPI 26-50	W-L RECORDS	RPI 51-100	RPI 101-999	RPI 201+				
15- 13	0- 0	0- 4	OVERALL	0- 4	15- 5	11- 3				
7- 5	0- 0	0- 2	HOME	0- 2	7- 1	4- 1				
7- 6	0- 0	0- 2	AWAY	0- 1	7- 3	6- 1				
1- 2	0- 0	0- 0	NEUTRAL	0- 1	1- 1	1- 1				
5- 6	0- 0	0- 0	NON-CONFERENCE	0- 2	5- 4	4- 3				
2- 2	0- 0	0- 0	HOME	0- 1	2- 1	1- 1				
2- 2	0- 0	0- 0	AWAY	0- 0	2- 2	2- 1				
1- 2	0- 0	0- 0	NEUTRAL	0- 1	1- 1	1- 1				
10- 7	0- 0	0- 4	CONFERENCE	0- 2	10- 1	7- 0				
5- 3	0- 0	0- 2	HOME	0- 1	5- 0	3- 0				
5- 4	0- 0	0- 2	AWAY	0- 1	5- 1	4- 0				
0- 0	0- 0	0- 0	NEUTRAL	0- 0	0- 0	0- 0				

RPI 1-25				RPI 26-50				RPI 51-100				RPI 101+ Team's RPI: 137			
RPI	S	Opponent	Score	RPI	S	Opponent	Score	RPI	S	Opponent	Score	RPI	S	Opponent	Score
				43	A	Drexel	50 58	54	H	Harvard	69 79	121	A	Delaware	64 53
				43	H	Drexel	58 69	63	A	James Madison	43 72	121	H	Delaware	73 59
				45	A	Elon	71 78	63	H	James Madison	57 60	153	A	William & Mary	53 71
				45	H	Elon	46 65	68	N	Houston	64 72	153	H	William & Mary	64 46
												174	H	Marist	78 72
												183	A	New Hampshire	50 65
												212	H	Providence	95 98
												218	A	Boston U.	73 74
												221	N	New Mexico St.	65 64
												239	A	Hofstra	55 50
												249	N	Illinois St.	55 65
												257	A	UNCW	54 47
												257	H	UNCW	56 39
												265	H	Fairfield	63 43
												270	A	Towson	70 61
												270	H	Towson	79 61
												274	A	Col. of Charleston	67 48
												274	H	Col. of Charleston	59 37
												276	A	Massachusetts	64 54
												292	A	Vermont	71 66
LAST 12 Division I GAMES:															
				274	A	Col. of Charleston	67 48	121	H	Delaware	73 59				
				239	A	Hofstra	55 50	257	H	UNCW	56 39				
				45	H	Elon	46 65	43	A	Drexel	50 58				
				270	H	Towson	79 61	121	A	Delaware	64 53				
				153	A	William & Mary	53 71	153	H	William & Mary	64 46				
				63	A	James Madison	43 72	43	H	Drexel	58 69				

Non-Div I Games:

Northeastern

Average RPI Win:	225	WON-LOST	WINNING	LAST 10	STRENGTH OF	OPP. STRENGTH	TEAM	ADJ.	CONF.	ADJ CONF.
Average RPI Loss:	181	RECORD	PCT. RANK	GAMES	SCHEDULE	OF SCHEDULE	RPI	RPI	RPI	RPI
DIV. I ONLY	6- 21	311	3- 7	228	248	305	305	19	19	
DIV. I NON-CONF.	2- 8	290	0- 0	206	307	303	303	13	13	
-----										
TOTALS	RPI 1-25	RPI 26-50	W-L RECORDS	RPI 51-100	RPI 101-999	RPI 201+				
6- 21	0- 0	0- 1	OVERALL	0- 0	6- 20	3- 8				
3- 10	0- 0	0- 1	HOME	0- 0	3- 9	1- 4				
2- 11	0- 0	0- 0	AWAY	0- 0	2- 11	2- 4				
1- 0	0- 0	0- 0	NEUTRAL	0- 0	1- 0	0- 0				
2- 8	0- 0	0- 0	NON-CONFERENCE	0- 0	2- 8	1- 3				
1- 4	0- 0	0- 0	HOME	0- 0	1- 4	1- 1				
0- 4	0- 0	0- 0	AWAY	0- 0	0- 4	0- 2				
1- 0	0- 0	0- 0	NEUTRAL	0- 0	1- 0	0- 0				
4- 13	0- 0	0- 1	CONFERENCE	0- 0	4- 12	2- 5				
2- 6	0- 0	0- 1	HOME	0- 0	2- 5	0- 3				
2- 7	0- 0	0- 0	AWAY	0- 0	2- 7	2- 2				
0- 0	0- 0	0- 0	NEUTRAL	0- 0	0- 0	0- 0				

RPI	S	Opponent	Score	RPI	S	Opponent	Score	RPI	S	Opponent	Score	RPI	S	Opponent	Score
				36	H	Northern Colo.	63 85					117	H	Rice	83 88
												132	A	Portland St.	59 68
												142	N	Boise St.	62 60
												143	A	Eastern Wash.	62 82
												144	H	Cal Poly	73 89
												148	A	Idaho	68 83
												148	H	Idaho	83 93
												149	A	Idaho St.	59 76
												149	H	Idaho St.	55 75
												150	A	Weber St.	63 77
												150	H	Weber St.	76 75
												158	A	Youngstown St.	67 69
												172	A	Denver	73 80
												181	H	North Dakota	79 59
												198	H	UC Santa Barbara	93 96
												208	A	CSUN	69 78
												214	A	Montana St.	39 81
												214	H	Montana St.	56 78
												238	A	Montana	62 70
												238	H	Montana	52 69
												246	A	Hawaii	68 84
												263	H	Grand Canyon	54 72
												273	H	Arizona	84 66
												277	A	Sacramento St.	95 90
												328	A	Southern Utah	72 55
												328	H	Southern Utah	57 60
-----															
LAST 12 Division I GAMES:															
				148	H	Idaho	83 93	150	A	Weber St.	63 77				
				132	A	Portland St.	59 68	149	A	Idaho St.	59 76				
				277	A	Sacramento St.	95 90	238	H	Montana	52 69				
				181	H	North Dakota	79 59	214	H	Montana St.	56 78				
				36	H	Northern Colo.	63 85	148	A	Idaho	68 83				
				328	A	Southern Utah	72 55	143	A	Eastern Wash.	62 82				

Non-Div I Games: Antelope Valley 104 49

Northern Ariz.

Average RPI Win:	172	WON-LOST	WINNING	LAST 10	STRENGTH OF	OPP. STRENGTH	TEAM	ADJ.	CONF.	ADJ CONF.
Average RPI Loss:	120	RECORD	PCT. RANK	GAMES	SCHEDULE	OF SCHEDULE	RPI	RPI	RPI	RPI
DIV. I ONLY	22- 6	39	9- 1	70	188	36	36	19	19	
DIV. I NON-CONF.	8- 3	65	0- 0	20	87	20	20	13	13	
-----										
TOTALS	RPI 1-25	RPI 26-50	W-L RECORDS	RPI 51-100	RPI 101-999	RPI 201+				
22- 6	1- 0	1- 1	OVERALL	1- 1	19- 4	7- 0				
11- 2	0- 0	1- 0	HOME	0- 0	10- 2	2- 0				
10- 4	1- 0	0- 1	AWAY	0- 1	9- 2	5- 0				
1- 0	0- 0	0- 0	NEUTRAL	1- 0	0- 0	0- 0				
8- 3	1- 0	1- 1	NON-CONFERENCE	1- 1	5- 1	1- 0				
4- 1	0- 0	1- 0	HOME	0- 0	3- 1	0- 0				
3- 2	1- 0	0- 1	AWAY	0- 1	2- 0	1- 0				
1- 0	0- 0	0- 0	NEUTRAL	1- 0	0- 0	0- 0				
14- 3	0- 0	0- 0	CONFERENCE	0- 0	14- 3	6- 0				
7- 1	0- 0	0- 0	HOME	0- 0	7- 1	2- 0				
7- 2	0- 0	0- 0	AWAY	0- 0	7- 2	4- 0				
0- 0	0- 0	0- 0	NEUTRAL	0- 0	0- 0	0- 0				

RPI 1-25				RPI 26-50				Team's RPI: 36				RPI 51-100				RPI 101+			
RPI	S	Opponent	Score	RPI	S	Opponent	Score	RPI	S	Opponent	Score	RPI	S	Opponent	Score	RPI	S	Opponent	Score
24	A	DePaul	94 88	26	H	LSU	58 50	79	A	Fordham	33 48	120	H	Col orado St.	44 55				
				42	A	Qui nni pi ac	49 60	88	N	Li berty	65 57	127	H	San Franci sco	73 60				
												132	H	Portl and St.	63 60				
												143	A	Eastern Wash.	70 65				
												143	H	Eastern Wash.	68 62				
												148	A	Idaho	78 72				
												148	H	Idaho	71 79				
												149	A	Idaho St.	63 57				
												149	H	Idaho St.	75 52				
												150	A	Weber St.	73 82				
												150	H	Weber St.	71 69				
												152	H	BYU	79 74				
												172	A	Denver	71 63				
												181	A	North Dakota	70 78				
												181	H	North Dakota	51 45				
												191	H	Paci fi c	80 55				
												214	A	Montana St.	78 63				
												214	H	Montana St.	82 69				
												238	A	Montana	64 58				
												238	H	Montana	68 50				
												280	A	UMKC	88 73				
												305	A	Northern Ariz.	85 63				
												328	A	Southern Utah	60 54				
LAST 12 Division I GAMES:																			
132	H	Portland St.	63 60	214	A	Montana St.	78 63												
181	H	North Dakota	51 45	238	A	Montana	64 58												
328	A	Southern Utah	60 54	143	H	Eastern Wash.	68 62												
305	A	Northern Ariz.	85 63	148	H	Idaho	71 79												
150	H	Weber St.	71 69	181	A	North Dakota	70 78												
149	H	Idaho St.	75 52	149	A	Idaho St.	63 57												

Non-Div I Games:

Northern Colo.

Average RPI Win:	207	WON-LOST	WINNING	LAST 10	STRENGTH OF	OPP. STRENGTH	TEAM	ADJ.	CONF.	ADJ CONF.
Average RPI Loss:	74	RECORD	PCT. RANK	GAMES	SCHEDULE	OF SCHEDULE	RPI	RPI	RPI	RPI
DIV. I ONLY	15- 13	153	5- 5	105	102	110	110	7	7	
DIV. I NON-CONF.	8- 3	65	0- 0	266	287	110	110	8	8	
-----										
TOTALS	RPI 1-25	RPI 26-50	W-L RECORDS	RPI 51-100	RPI 101-999	RPI 201+				
15- 13	1- 3	0- 2	OVERALL	2- 6	12- 2	9- 1				
7- 4	1- 1	0- 1	HOME	2- 1	4- 1	3- 1				
7- 7	0- 0	0- 0	AWAY	0- 1	7- 0	5- 0				
1- 2	0- 0	0- 0	NEUTRAL	0- 2	1- 0	1- 0				
8- 3	0- 1	0- 0	NON-CONFERENCE	1- 2	7- 0	6- 0				
3- 0	0- 0	0- 0	HOME	1- 0	2- 0	2- 0				
4- 1	0- 1	0- 0	AWAY	0- 0	4- 0	3- 0				
1- 2	0- 0	0- 0	NEUTRAL	0- 2	1- 0	1- 0				
7- 10	1- 2	0- 2	CONFERENCE	1- 4	5- 2	3- 1				
4- 4	1- 1	0- 1	HOME	1- 1	2- 1	1- 1				
3- 6	0- 1	0- 1	AWAY	0- 3	3- 1	2- 0				
0- 0	0- 0	0- 0	NEUTRAL	0- 0	0- 0	0- 0				

RPI 1-25				RPI 26-50				RPI 51-100				RPI 101+ Team's RPI: 110			
RPI	S	Opponent	Score	RPI	S	Opponent	Score	RPI	S	Opponent	Score	RPI	S	Opponent	Score
15	H	Buffalo	86 84	38	A	Ball St.	72 81	69	A	Toledo	60 63	122	A	Western Mi ch.	83 88
16	A	Iowa	80 105	38	H	Ball St.	50 72	69	H	Toledo	89 79	155	A	SIUE	86 75
22	A	Central Mich.	77 91					76	N	Albany (NY)	91 97	162	A	Kent St.	72 62
22	H	Central Mich.	78 81					83	A	Miami (OH)	65 67	162	H	Kent St.	81 79
								83	H	Miami (OH)	62 77	211	H	Bowling Green	73 68
								89	A	Ohio	75 77	216	A	Eastern Mich.	84 75
								92	N	Lamar University	80 90	216	H	Eastern Mich.	76 83
								96	H	Western Ill.	96 94	225	A	Akron	84 61
												260	H	Bradley	76 52
												267	A	UTSA	69 55
												277	N	Sacramento St.	84 75
												302	H	Loyola Chicago	80 71
												345	A	Chicago St.	80 59
												346	A	Eastern Ill.	93 64
-----															
LAST 12 Division I GAMES:															
69	H	Toledo	89 79	162	A	Kent St.	72 62	83	H	Miami (OH)	62 77				
216	A	Eastern Mich.	84 75	38	A	Ball St.	72 81	89	A	Ohio	75 77				
22	A	Central Mich.	77 91					216	H	Eastern Mich.	76 83				
38	H	Ball St.	50 72					22	H	Central Mich.	78 81				
211	H	Bowling Green	73 68												
225	A	Akron	84 61												

Non-Div I Games:

Northern Ill.

Average RPI Win:	202	WON-LOST	WINNING	LAST 10	STRENGTH OF	OPP. STRENGTH	TEAM	ADJ.	CONF.	ADJ CONF.
Average RPI Loss:	153	RECORD	PCT. RANK	GAMES	SCHEDULE	OF SCHEDULE	RPI	RPI	RPI	RPI
DIV. I ONLY	7- 21	295	3- 7	112	204	256	256	11	11	
DIV. I NON-CONF.	1- 9	318	0- 0	146	316	296	296	15	15	
-----										
TOTALS	RPI 1-25	RPI 26-50	W-L RECORDS	RPI 51-100	RPI 101-999	RPI 201+				
7- 21	1- 1	0- 0	OVERALL	0- 6	6- 14	3- 5				
4- 9	1- 0	0- 0	HOME	0- 3	3- 6	2- 1				
3- 11	0- 1	0- 0	AWAY	0- 2	3- 8	1- 4				
0- 1	0- 0	0- 0	NEUTRAL	0- 1	0- 0	0- 0				
1- 9	0- 0	0- 0	NON-CONFERENCE	0- 2	1- 7	0- 4				
0- 4	0- 0	0- 0	HOME	0- 1	0- 3	0- 1				
1- 4	0- 0	0- 0	AWAY	0- 0	1- 4	0- 3				
0- 1	0- 0	0- 0	NEUTRAL	0- 1	0- 0	0- 0				
6- 12	1- 1	0- 0	CONFERENCE	0- 4	5- 7	3- 1				
4- 5	1- 0	0- 0	HOME	0- 2	3- 3	2- 0				
2- 7	0- 1	0- 0	AWAY	0- 2	2- 4	1- 1				
0- 0	0- 0	0- 0	NEUTRAL	0- 0	0- 0	0- 0				

RPI 1-25				RPI 26-50				RPI 51-100				RPI 101+ Team's RPI: 256			
RPI	S	Opponent	Score	RPI	S	Opponent	Score	RPI	S	Opponent	Score	RPI	S	Opponent	Score
23	A	Green Bay	41 58					53	H	Indiana	56 67	113	A	ETSU	57 45
23	H	Green Bay	62 54					82	A	IUPUI	54 56	114	A	Cleveland St.	49 72
								82	H	IUPUI	35 71	114	H	Cleveland St.	65 70
								94	A	Wright St.	60 73	118	A	Milwaukee	60 57
								94	H	Wright St.	63 68	118	H	Milwaukee	49 52
								97	N	Jacksonville	49 61	128	H	Robert Morris	50 59
												158	A	Youngstown St.	51 54
												158	H	Youngstown St.	59 60
												162	H	Kent St.	54 59
												182	A	Stetson	56 67
												188	A	Oakland	53 79
												188	H	Oakland	66 59
												248	H	Austin Peay	52 53
												249	A	Illinois St.	37 49
												251	A	North Florida	50 58
												290	A	Murray St.	87 98
												320	A	Detroit Mercy	78 67
												320	H	Detroit Mercy	64 60
												330	A	Ill. -Chicago	55 73
												330	H	Ill. -Chicago	61 53
-----															
LAST 12 Division I GAMES:															
82	A	IUPUI	54 56	118	A	Milwaukee	60 57								
330	A	Ill. -Chicago	55 73	23	A	Green Bay	41 58								
158	H	Youngstown St.	59 60	114	A	Cleveland St.	49 72								
94	A	Wright St.	60 73	158	A	Youngstown St.	51 54								
320	H	Detroit Mercy	64 60	330	H	Ill. -Chicago	61 53								
188	H	Oakland	66 59	82	H	IUPUI	35 71								

Non-Div I Games: Oakland City 103 25

Northern Ky.

Average RPI Win: 210			WON-LOST	WINNING	LAST 10	STRENGTH OF	OPP. STRENGTH	TEAM	ADJ.	CONF.	ADJ CONF.
Average RPI Loss: 61			RECORD	PCT. RANK	GAMES	SCHEDULE	OF SCHEDULE	RPI	RPI	RPI	RPI
DIV. I ONLY			12- 20	241	3- 7	71	66	168	168	3	3
DIV. I NON-CONF.			7- 7	170	0- 0	139	148	164	164	4	4
-----											
TOTALS		RPI 1-25		RPI 26-50		W-L RECORDS		RPI 51-100	RPI 101-999		RPI 201+
12- 20		0- 6		1- 4		OVERALL		1- 6	10- 4		7- 1
7- 8		0- 4		1- 2		HOME		0- 1	6- 1		4- 0
3- 9		0- 0		0- 0		AWAY		0- 1	3- 0		2- 0
2- 3		0- 1		0- 0		NEUTRAL		1- 0	1- 2		1- 0
7- 7		0- 2		0- 1		NON-CONFERENCE		1- 1	6- 3		3- 0
4- 3		0- 2		0- 0		HOME		0- 0	4- 1		2- 0
2- 2		0- 0		0- 1		AWAY		0- 1	2- 0		1- 0
1- 2		0- 0		0- 0		NEUTRAL		1- 0	0- 2		0- 0
5- 13		0- 4		1- 3		CONFERENCE		0- 5	4- 1		4- 1
3- 5		0- 2		1- 2		HOME		0- 1	2- 0		2- 0
1- 7		0- 1		0- 1		AWAY		0- 4	1- 1		1- 1
1- 1		0- 1		0- 0		NEUTRAL		0- 0	1- 0		1- 0

RPI 1-25				RPI 26-50				RPI 51-100				RPI 101+ Team's RPI: 168			
RPI	S	Opponent	Score	RPI	S	Opponent	Score	RPI	S	Opponent	Score	RPI	S	Opponent	Score
6	A	Ohio St.	54 88	35	A	Michigan	63 84	53	A	Indiana	73 78	108	N	Chattanooga	44 61
16	H	Iowa	61 70	35	H	Michigan	59 80	60	A	Purdue	60 63	111	N	Georgetown	54 55
16	N	Iowa	45 55	37	A	Syracuse	74 81	61	H	Nebraska	59 69	118	H	Milwaukee	57 66
21	H	Maryland	65 68	39	H	Rutgers	63 50	62	A	Michigan St.	51 81	170	A	UT Martin	71 63
23	H	Green Bay	57 63	49	H	Minnesota	63 90	90	A	Penn St.	59 67	176	H	Stony Brook	68 36
24	H	DePaul	63 92					95	N	Auburn	49 48	188	H	Oakland	88 70
								98	A	Missouri St.	59 90	205	A	Wisconsin	46 58
-----															
LAST 12 Division I GAMES:															
16	N	Iowa	45 55	16	H	Iowa	61 70	35	A	Michigan	63 84	35	A	Indiana	73 78
205	N	Wisconsin	68 63	35	A	Michigan	63 84	35	H	Michigan	59 80	21	H	Maryland	65 68
39	H	Rutgers	63 50	53	A	Indiana	73 78	205	A	Wisconsin	46 58				
6	A	Ohio St.	54 88												
229	H	Illinois	68 61												
90	A	Penn St.	59 67												

Non-Div I Games:

Northwestern

Average RPI Win:	298	WON-LOST	WINNING	LAST 10	STRENGTH OF	OPP. STRENGTH	TEAM	ADJ.	CONF.	ADJ CONF.
Average RPI Loss:	193	RECORD	PCT. RANK	GAMES	SCHEDULE	OF SCHEDULE	RPI	RPI	RPI	RPI
DIV. I ONLY	3- 21	331	1- 9	261	273	337	337	26	26	
DIV. I NON-CONF.	1- 6	306	0- 0	141	73	254	254	26	26	
-----										
TOTALS	RPI 1-25	RPI 26-50	W-L RECORDS	RPI 51-100	RPI 101-999	RPI 201+				
3- 21	0- 1	0- 0	OVERALL	0- 3	3- 17	3- 12				
2- 8	0- 0	0- 0	HOME	0- 0	2- 8	2- 5				
1- 12	0- 0	0- 0	AWAY	0- 0	1- 1	1- 0				
0- 1	0- 0	0- 0	NEUTRAL	0- 0	0- 1	0- 1				
1- 6	0- 1	0- 0	NON-CONFERENCE	0- 2	1- 3	1- 1				
0- 1	0- 0	0- 0	HOME	0- 0	0- 1	0- 0				
1- 4	0- 1	0- 0	AWAY	0- 2	1- 1	1- 0				
0- 1	0- 0	0- 0	NEUTRAL	0- 0	0- 1	0- 1				
2- 15	0- 0	0- 0	CONFERENCE	0- 1	2- 14	2- 11				
2- 7	0- 0	0- 0	HOME	0- 0	2- 7	2- 5				
0- 8	0- 0	0- 0	AWAY	0- 1	0- 7	0- 6				
0- 0	0- 0	0- 0	NEUTRAL	0- 0	0- 0	0- 0				

RPI 1-25				RPI 26-50				RPI 51-100				RPI 101+ Team's RPI: 337			
RPI	S	Opponent	Score	RPI	S	Opponent	Score	RPI	S	Opponent	Score	RPI	S	Opponent	Score
11	A	Texas	44 68					51	A	Oklahoma St.	44 78	109	A	SFA	48 83
								78	A	TCU	51 89	109	H	SFA	62 70
								92	A	Lamar University	44 71	119	H	Central Ark.	53 61
												159	A	Ole Miss	44 75
												184	H	Southern Miss.	59 71
												219	N	Texas Southern	43 56
												223	A	New Orleans	63 81
												223	H	New Orleans	52 47
												230	A	Nicholls St.	53 85
												230	H	Nicholls St.	63 79
												234	H	A&M-Corpus Christi	56 62
												240	A	Abilene Christian	41 80
												279	A	McNeese	67 72
												279	H	McNeese	44 60
												291	A	Southeastern La.	65 71
												291	H	Southeastern La.	54 64
												309	A	Houston Baptist	51 57
												317	H	Incarinate Word	53 57
												335	H	Sam Houston St.	63 60
												336	A	La. -Monroe	70 48
-----															
LAST 12 Division I GAMES:															
230	A	Nicholls St.	53 85	279	H	McNeese	44 60	223	H	New Orleans	52 47	119	H	Central Ark.	53 61
291	H	Southeastern La.	54 64	223	H	New Orleans	52 47	223	A	New Orleans	63 81	291	A	Southeastern La.	65 71
317	H	Incarinate Word	53 57	119	H	Central Ark.	53 61	335	H	Sam Houston St.	63 60				
309	A	Houston Baptist	51 57												
109	A	SFA	48 83												
92	A	Lamar University	44 71												

Non-Div I Games: LeTourneau 82 39 LSU-Shreveport 62 42 LSU-Alexandria 85 55 Central Baptist 87 22 Northwestern St.



Average RPI	Win:	76	WON-LOST	WINNING	LAST 10	STRENGTH OF	OPP. STRENGTH	TEAM	ADJ.	CONF.	ADJ CONF.
Average RPI	Loss:	4	RECORD	PCT. RANK	GAMES	SCHEDULE	OF SCHEDULE	RPI	RPI	RPI	RPI
DIV. I ONLY		27- 2	6	10- 0	1	2	1	1	1	1	1
DIV. I NON-CONF.		12- 1	6	1- 0	2	5	2	2	1	1	1
-----											
TOTALS	RPI 1-25		RPI 26-50		W-L RECORDS	RPI 51-100		RPI 101-999		RPI 201+	
27- 2	8- 2		6- 0		OVERALL	5- 0		8- 0		3- 0	
13- 0	4- 0		2- 0		HOME	3- 0		4- 0		2- 0	
11- 2	2- 2		4- 0		AWAY	2- 0		3- 0		1- 0	
3- 0	2- 0		0- 0		NEUTRAL	0- 0		1- 0		0- 0	
12- 1	5- 1		3- 0		NON-CONFERENCE	2- 0		2- 0		1- 0	
5- 0	3- 0		0- 0		HOME	1- 0		1- 0		1- 0	
4- 1	0- 1		3- 0		AWAY	1- 0		0- 0		0- 0	
3- 0	2- 0		0- 0		NEUTRAL	0- 0		1- 0		0- 0	
15- 1	3- 1		3- 0		CONFERENCE	3- 0		6- 0		2- 0	
8- 0	1- 0		2- 0		HOME	2- 0		3- 0		1- 0	
7- 1	2- 1		1- 0		AWAY	1- 0		3- 0		1- 0	
0- 0	0- 0		0- 0		NEUTRAL	0- 0		0- 0		0- 0	

RPI	S	Opponent	Score	RPI	S	Opponent	Score	RPI	S	Opponent	Score	RPI	S	Opponent	Score
2	A	UConn	71 80	30	A	Virginia	83 69	62	H	Michigan St.	90 59	102	A	Wake Forest	96 73
5	A	Louisville	67 100	33	A	Oregon St.	72 67	64	H	Virginia Tech	89 59	112	H	North Carolina	94 62
7	A	Florida St.	100 69	35	A	Michigan	83 63	65	A	Georgia Tech	77 54	113	N	ETSU	77 46
9	H	Tennessee	84 70	37	H	Syracuse	87 72	65	H	Georgia Tech	85 69	161	H	Clemson	90 37
12	A	Duke	72 54	47	H	Miami (FL)	83 76	70	A	Penn	66 54	177	A	Pittsburgh	87 53
14	N	South Fla.	76 66	50	A	Western Ky.	78 65					203	A	Boston College	89 55
17	N	South Carolina	92 85									203	H	Boston College	89 60
20	H	NC State	86 67									293	H	Mt. St. Mary's	121 65
24	H	DePaul	91 82												
25	H	Marquette	91 85												
-----															
LAST 12 Division I GAMES:															
20	H	NC State	86 67	112	H	North Carolina	94 62								
64	H	Virginia Tech	89 59	7	A	Florida St.	100 69								
203	A	Boston College	89 55	177	A	Pittsburgh	87 53								
30	A	Virginia	83 69	161	H	Clemson	90 37								
65	H	Georgia Tech	85 69	9	H	Tennessee	84 70								
12	A	Duke	72 54	203	H	Boston College	89 60								

Non-Div I Games:

Notre Dame

Average RPI Win:	268	WON-LOST	WINNING	LAST 10	STRENGTH OF	OPP. STRENGTH	TEAM	ADJ.	CONF.	ADJ CONF.
Average RPI Loss:	96	RECORD	PCT. RANK	GAMES	SCHEDULE	OF SCHEDULE	RPI	RPI	RPI	RPI
DIV. I ONLY	13- 15	202	4- 6	187	142	188	188	11	11	
DIV. I NON-CONF.	6- 4	122	0- 0	267	140	144	144	15	15	
-----										
TOTALS	RPI 1-25	RPI 26-50	W-L RECORDS	RPI 51-100	RPI 101-999	RPI 201+				
13- 15	0- 3	0- 1	OVERALL	0- 5	13- 6	11- 1				
5- 7	0- 2	0- 0	HOME	0- 2	5- 3	5- 0				
6- 8	0- 1	0- 1	AWAY	0- 3	6- 3	4- 1				
2- 0	0- 0	0- 0	NEUTRAL	0- 0	2- 0	2- 0				
6- 4	0- 1	0- 1	NON-CONFERENCE	0- 1	6- 1	6- 0				
2- 1	0- 1	0- 0	HOME	0- 0	2- 0	2- 0				
2- 3	0- 0	0- 1	AWAY	0- 1	2- 1	2- 0				
2- 0	0- 0	0- 0	NEUTRAL	0- 0	2- 0	2- 0				
7- 11	0- 2	0- 0	CONFERENCE	0- 4	7- 5	5- 1				
3- 6	0- 1	0- 0	HOME	0- 2	3- 3	3- 0				
4- 5	0- 1	0- 0	AWAY	0- 2	4- 2	2- 1				
0- 0	0- 0	0- 0	NEUTRAL	0- 0	0- 0	0- 0				

RPI 1-25				RPI 26-50				RPI 51-100				RPI 101+				Team's RPI: 188
RPI	S	Opponent	Score	RPI	S	Opponent	Score	RPI	S	Opponent	Score	RPI	S	Opponent	Score	
22	H	Central Mich.	85 103	35	A	Michigan	69 78	62	A	Michigan St.	63 95	114	A	Cleveland St.	62 70	
23	A	Green Bay	48 78					82	A	IUPUI	64 80	114	H	Cleveland St.	66 86	
23	H	Green Bay	48 81					82	H	IUPUI	55 73	118	A	Milwaukee	80 75	
								94	A	Wright St.	75 80	118	H	Milwaukee	62 74	
								94	H	Wright St.	57 77	158	A	Youngstown St.	58 48	
												158	H	Youngstown St.	76 86	
												168	A	Northwestern	70 88	
												228	H	Niagara	67 59	
												249	H	Illinois St.	64 43	
												256	A	Northern Ky.	59 66	
												256	H	Northern Ky.	79 53	
												271	A	Cornell	79 77	
												283	N	Old Dominion	80 59	
												284	A	Canisius	83 48	
												320	A	Detroit Mercy	85 74	
												320	H	Detroit Mercy	83 50	
												330	A	Ill.-Chicago	67 63	
												330	H	Ill.-Chicago	95 78	
												331	N	Ark.-Pine Bluff	69 37	
-----																
LAST 12 Division I GAMES:																
118	A	Milwaukee	80 75	256	A	Northern Ky.	59 66	114	H	Cleveland St.	66 86	158	H	Youngstown St.	76 86	
23	A	Green Bay	48 78					320	H	Detroit Mercy	83 50	23	H	Green Bay	48 81	
320	A	Detroit Mercy	85 74					118	H	Milwaukee	62 74					
330	H	Ill.-Chicago	95 78													
82	H	IUPUI	55 73													
94	A	Wright St.	75 80													

Non-Div I Games: Mich.-Dearborn 104 44

Oakland

Average RPI Win:	168	WON-LOST	WINNING	LAST 10	STRENGTH OF	OPP. STRENGTH	TEAM	ADJ.	CONF.	ADJ CONF.
Average RPI Loss:	75	RECORD	PCT. RANK	GAMES	SCHEDULE	OF SCHEDULE	RPI	RPI	RPI	RPI
DIV. I ONLY	14- 13	166	5- 5	38	94	89	89	7	7	
DIV. I NON-CONF.	5- 5	170	0- 0	81	154	119	119	8	8	
-----										
TOTALS	RPI 1-25	RPI 26-50	W-L RECORDS	RPI 51-100	RPI 101-999	RPI 201+				
14- 13	0- 4	1- 2	OVERALL	2- 4	11- 3	5- 1				
8- 5	0- 2	1- 1	HOME	1- 2	6- 0	2- 0				
6- 6	0- 0	0- 0	AWAY	1- 1	5- 0	3- 0				
0- 2	0- 0	0- 1	NEUTRAL	0- 0	0- 1	0- 0				
5- 5	0- 0	0- 2	NON-CONFERENCE	1- 1	4- 2	2- 0				
2- 2	0- 0	0- 1	HOME	0- 1	2- 0	0- 0				
3- 1	0- 0	0- 0	AWAY	1- 0	2- 1	2- 0				
0- 2	0- 0	0- 1	NEUTRAL	0- 0	0- 1	0- 0				
9- 8	0- 4	1- 0	CONFERENCE	1- 3	7- 1	3- 1				
6- 3	0- 2	1- 0	HOME	1- 1	4- 0	2- 0				
3- 5	0- 2	0- 0	AWAY	0- 2	3- 1	1- 1				
0- 0	0- 0	0- 0	NEUTRAL	0- 0	0- 0	0- 0				

RPI 1-25				RPI 26-50				RPI 51-100				Team's RPI : 89				RPI 101+			
RPI	S	Opponent	Score	RPI	S	Opponent	Score	RPI	S	Opponent	Score	RPI	S	Opponent	Score	RPI	S	Opponent	Score
15	A	Buffalo	53 70	30	N	Virginia	59 77	60	A	Purdue	77 71	110	H	Northern Ill.	77 75				
15	H	Buffalo	63 67	35	H	Michigan	61 74	69	A	Tol edo	57 75	114	A	Cleveland St.	64 71				
22	A	Central Mich.	58 82	38	H	Ball St.	80 76	69	H	Tol edo	78 61	122	A	Western Mich.	69 54				
22	H	Central Mich.	72 74					82	H	IUPUI	52 76	162	A	Kent St.	78 65				
								83	A	Mi ami (OH)	55 64	162	H	Kent St.	79 78				
								83	H	Mi ami (OH)	56 78	165	H	N. C. A&T	72 65				
												189	N	Furman	68 70				
												196	H	High Point	64 61				
												211	A	Bowling Green	70 63				
												211	H	Bowling Green	69 58				
												216	A	Eastern Mich.	58 73				
												225	H	Akron	70 67				
												308	A	Marshall	54 52				
												313	A	Eastern Ky.	69 57				
LAST 12 Division I GAMES:																			
83	H	Mi ami (OH)	56 78	22	H	Central Mich.	72 74												
15	A	Buffalo	53 70	38	H	Ball St.	80 76												
162	H	Kent St.	79 78	83	A	Mi ami (OH)	55 64												
211	H	Bowling Green	69 58	110	H	Northern Ill.	77 75												
216	A	Eastern Mich.	58 73	211	A	Bowling Green	70 63												
162	A	Kent St.	78 65	15	H	Buffalo	63 67												

Non-Div I Games: Notre Dame (OH) 93 37

Ohio

Average RPI Win:	96	WON-LOST	WINNING	LAST 10	STRENGTH OF	OPP. STRENGTH	TEAM	ADJ.	CONF.	ADJ CONF.
Average RPI Loss:	17	RECORD	PCT. RANK	GAMES	SCHEDULE	OF SCHEDULE	RPI	RPI	RPI	RPI
DIV. I ONLY	24- 6	24	8- 2	7	4	6	6	3	3	
DIV. I NON-CONF.	11- 3	45	0- 1	8	2	7	7	4	4	
-----										
TOTALS	RPI 1-25	RPI 26-50	W-L RECORDS	RPI 51-100	RPI 101-999	RPI 201+				
24- 6	2- 5	4- 1	OVERALL	10- 0	8- 0	2- 0				
13- 2	1- 1	3- 1	HOME	6- 0	3- 0	0- 0				
8- 4	0- 4	1- 0	AWAY	3- 0	4- 0	2- 0				
3- 0	1- 0	0- 0	NEUTRAL	1- 0	1- 0	0- 0				
11- 3	2- 3	1- 0	NON-CONFERENCE	3- 0	5- 0	0- 0				
6- 1	1- 1	1- 0	HOME	2- 0	2- 0	0- 0				
2- 2	0- 2	0- 0	AWAY	0- 0	2- 0	0- 0				
3- 0	1- 0	0- 0	NEUTRAL	1- 0	1- 0	0- 0				
13- 3	0- 2	3- 1	CONFERENCE	7- 0	3- 0	2- 0				
7- 1	0- 0	2- 1	HOME	4- 0	1- 0	0- 0				
6- 2	0- 2	1- 0	AWAY	3- 0	2- 0	2- 0				
0- 0	0- 0	0- 0	NEUTRAL	0- 0	0- 0	0- 0				

RPI	S	Opponent	Score	RPI	S	Opponent	Score	RPI	S	Opponent	Score	RPI	S	Opponent	Score
5	H	Louisville	90 95	35	A	Michigan	78 71	52	N	FGCU	104 62	116	A	Cincinnati	87 76
12	A	Duke	60 69	35	H	Michigan	75 84	53	A	Indiana	77 62	148	H	Idaho	99 56
13	H	Stanford	85 64	39	H	Rutgers	90 68	53	H	Indiana	85 70	168	H	Northwestern	88 54
13	N	Stanford	94 82	42	H	Quinnipiac	95 63	60	H	Purdue	73 60	169	A	Florida	103 77
14	A	South Fla.	65 84	49	H	Minnesota	91 75	61	A	Nebraska	73 61	187	N	Memphis	100 69
16	A	Iowa	89 103					62	H	Michigan St.	78 62	197	H	Washington	85 76
21	A	Maryland	69 99					75	H	Maine	83 70	205	A	Wisconsin	68 55
								90	A	Penn St.	89 64	229	A	Illinois	88 69
								90	H	Penn St.	94 64				
								100	H	Dartmouth	103 70				
LAST 12 Division I GAMES:															
				90	A	Penn St.	89 64	205	A	Wisconsin	68 55				
				168	H	Northwestern	88 54	90	H	Penn St.	94 64				
				60	H	Purdue	73 60	62	H	Michigan St.	78 62				
				229	A	Illinois	88 69	16	A	Iowa	89 103				
				14	A	South Fla.	65 84	21	A	Maryland	69 99				
				39	H	Rutgers	90 68	35	H	Michigan	75 84				

Non-Div I Games:

Ohio St.

Oklahoma

Oklahoma				Through Games Of March 1, 2018							
Average RPI	Win:	120	WON-LOST	WINNING	LAST 10	STRENGTH OF	OPP. STRENGTH	TEAM	ADJ.	CONF.	ADJ CONF.
Average RPI	Loss:	42	RECORD	PCT. RANK	GAMES	SCHEDULE	OF SCHEDULE	RPI	RPI	RPI	RPI
DIV. I ONLY		16- 13	141	7- 3	2	13	29	29	4	4	
DIV. I NON-CONF.		5- 6	187	0- 0	3	16	37	37	5	5	
-----											
TOTALS	RPI 1-25		RPI 26-50		W-L RECORDS	RPI 51-100		RPI 101-999		RPI 201+	
16- 13	1- 7		0- 1		OVERALL	7- 3		8- 2		3- 0	
10- 4	1- 2		0- 0		HOME	5- 1		4- 1		2- 0	
6- 8	0- 4		0- 1		AWAY	2- 2		4- 1		1- 0	
0- 1	0- 1		0- 0		NEUTRAL	0- 0		0- 0		0- 0	
5- 6	1- 3		0- 1		NON-CONFERENCE	2- 0		2- 2		1- 0	
4- 1	1- 0		0- 0		HOME	2- 0		1- 1		1- 0	
1- 4	0- 2		0- 1		AWAY	0- 0		1- 1		0- 0	
0- 1	0- 1		0- 0		NEUTRAL	0- 0		0- 0		0- 0	
11- 7	0- 4		0- 0		CONFERENCE	5- 3		6- 0		2- 0	
6- 3	0- 2		0- 0		HOME	3- 1		3- 0		1- 0	
5- 4	0- 2		0- 0		AWAY	2- 2		3- 0		1- 0	
0- 0	0- 0		0- 0		NEUTRAL	0- 0		0- 0		0- 0	

RPI 1-25				RPI 26-50				Team's RPI: 29				RPI 51-100				RPI 101+			
RPI	S	Opponent	Score	RPI	S	Opponent	Score	RPI	S	Opponent	Score	RPI	S	Opponent	Score	RPI	S	Opponent	Score
2	N	UConn	64 88	32	A	South Dakota St.	61 67	51	A	Oklahoma St.	82 96	103	A	Little Rock	56 68				
4	A	Bayl or	65 74					51	H	Oklahoma St.	67 70	106	A	Iowa St.	74 69				
4	H	Bayl or	52 74					66	H	Belmont	96 73	106	H	Iowa St.	80 71				
8	A	Oregon	74 92					67	A	West Vi rgi ni a	79 77	120	A	Col orado St.	78 46				
11	A	Texas	66 79					67	H	West Vi rgi ni a	76 57	169	H	Fl ori da	61 80				
11	H	Texas	78 88					78	A	TCU	58 62	171	A	Kansas	72 52				
14	H	South Fla.	79 74					78	H	TCU	84 71	171	H	Kansas	97 64				
24	A	DePaul	108 111					86	H	New Mexi co	105 63	209	H	SMU	87 75				
								91	A	Kansas St.	76 71	241	A	Texas Tech	73 52				
								91	H	Kansas St.	68 49	241	H	Texas Tech	79 61				
LAST 12 Di vi sion I GAMES:																			
11	A	Texas	66 79	67	H	West Vi rgi ni a	76 57												
241	H	Texas Tech	79 61	91	H	Kansas St.	68 49												
106	H	Iowa St.	80 71	78	A	TCU	58 62												
67	A	West Vi rgi ni a	79 77	171	H	Kansas	97 64												
171	A	Kansas	72 52	51	H	Oklahoma St.	67 70												
4	A	Bayl or	65 74	91	A	Kansas St.	76 71												

Non-Div I Games:

Oklahoma

Oklahoma



Average RPI Win:	266	WON-LOST	WINNING	LAST 10	STRENGTH OF	OPP. STRENGTH	TEAM	ADJ.	CONF.	ADJ CONF.
Average RPI Loss:	148	RECORD	PCT. RANK	GAMES	SCHEDULE	OF SCHEDULE	RPI	RPI	RPI	RPI
DIV. I ONLY	8- 21	283	5- 5	145	221	283	283	18	18	
DIV. I NON-CONF.	2- 12	306	0- 1	130	254	298	298	20	20	
-----										
TOTALS	RPI 1-25	RPI 26-50	W-L RECORDS	RPI 51-100	RPI 101-999	RPI 201+				
8- 21	0- 2	0- 1	OVERALL	0- 3	8- 15	6- 5				
7- 8	0- 2	0- 0	HOME	0- 2	7- 4	6- 1				
1- 10	0- 0	0- 1	AWAY	0- 1	1- 8	0- 3				
0- 3	0- 0	0- 0	NEUTRAL	0- 0	0- 3	0- 1				
2- 12	0- 2	0- 0	NON-CONFERENCE	0- 2	2- 8	2- 2				
2- 5	0- 2	0- 0	HOME	0- 1	2- 2	2- 0				
0- 4	0- 0	0- 0	AWAY	0- 1	0- 3	0- 1				
0- 3	0- 0	0- 0	NEUTRAL	0- 0	0- 3	0- 1				
6- 9	0- 0	0- 1	CONFERENCE	0- 1	6- 7	4- 3				
5- 3	0- 0	0- 0	HOME	0- 1	5- 2	4- 1				
1- 6	0- 0	0- 1	AWAY	0- 0	1- 5	0- 2				
0- 0	0- 0	0- 0	NEUTRAL	0- 0	0- 0	0- 0				

RPI 1-25				RPI 26-50				RPI 51-100				RPI 101+ Team's RPI: 283			
RPI	S	Opponent	Score	RPI	S	Opponent	Score	RPI	S	Opponent	Score	RPI	S	Opponent	Score
12	H	Duke	51 84	50	A	Western Ky.	48 62	80	H	UAB	61 74	115	N	Saint Francis (PA)	68 79
20	H	NC State	56 73					88	H	Liberty	55 63	116	H	Cincinnati	33 54
								100	A	George Mason	53 66	117	A	Rice	45 53
												125	A	Louisiana Tech	45 59
												153	A	William & Mary	58 75
												157	A	Charlotte	43 51
												157	H	Charlotte	60 63
												178	A	Hampton	42 50
												184	A	Southern Miss.	74 55
												188	N	Oakland	59 80
												195	H	UTEP	56 52
												201	H	Richmond	45 54
												220	H	Fla. Atlantic	59 54
												226	A	North Texas	46 63
												226	H	North Texas	52 55
												240	N	Abilene Christian	60 74
												267	A	UTSA	56 64
												267	H	UTSA	69 63
												282	A	VCU	39 68
												308	H	Marshall	69 53
												314	H	FIU	68 60
												319	H	Coppin St.	75 67
												323	H	South Carolina St.	52 35
-----															
LAST 12 Division I GAMES:															
157	A	Charlotte	43 51	314	H	FIU	68 60	117	A	Rice	45 53	125	A	Louisiana Tech	45 59
226	H	North Texas	52 55	267	H	UTSA	69 63	308	H	Marshall	69 53	178	A	Hampton	42 50
195	H	UTEP	56 52												
220	H	Fla. Atlantic	59 54												
184	A	Southern Miss.	74 55												
50	A	Western Ky.	48 62												

Non-Div I Games:

Old Dominion

O  
l  
e  
M  
i  
s  
s

Ole Miss		Through Games Of March 1, 2018									
Average RPI	Win: 214	WON-LOST	WINNING	LAST 10	STRENGTH OF	OPP. STRENGTH	TEAM	ADJ.	CONF.	ADJ CONF.	
Average RPI	Loss: 61	RECORD	PCT. RANK	GAMES	SCHEDULE	OF SCHEDULE	RPI	RPI	RPI	RPI	
DIV. I ONLY	12- 19	235	1- 9	44	74	159	159	2	2		
DIV. I NON-CONF.	10- 3	52	0- 0	194	286	82	82	2	2		
-----											
TOTALS	RPI 1-25	RPI 26-50	W-L RECORDS	RPI 51-100	RPI 101-999	RPI 201+					
12- 19	0- 8	0- 3	OVERALL	0- 3	12- 5	5- 0					
9- 7	0- 3	0- 1	HOME	0- 2	9- 1	4- 0					
1- 10	0- 0	0- 0	AWAY	0- 0	1- 0	0- 0					
2- 2	0- 1	0- 0	NEUTRAL	0- 0	2- 1	1- 0					
10- 3	0- 1	0- 0	NON-CONFERENCE	0- 0	10- 2	5- 0					
8- 0	0- 0	0- 0	HOME	0- 0	8- 0	4- 0					
1- 2	0- 1	0- 0	AWAY	0- 0	1- 1	0- 0					
1- 1	0- 0	0- 0	NEUTRAL	0- 0	1- 1	1- 0					
2- 16	0- 7	0- 3	CONFERENCE	0- 3	2- 3	0- 0					
1- 7	0- 3	0- 1	HOME	0- 2	1- 1	0- 0					
0- 8	0- 3	0- 2	AWAY	0- 1	0- 2	0- 0					
1- 1	0- 1	0- 0	NEUTRAL	0- 0	1- 0	0- 0					

RPI 1-25				RPI 26-50				RPI 51-100				RPI 101+ Team's RPI: 159			
RPI	S	Opponent	Score	RPI	S	Opponent	Score	RPI	S	Opponent	Score	RPI	S	Opponent	Score
3	A	Mississippi St.	45 76	26	A	LSU	55 84	85	H	Kentucky	71 79	104	H	Middle Tenn.	65 56
3	H	Mississippi St.	49 69	28	A	Georgia	45 69	93	H	Alabama	79 82	126	N	Saint Louis	64 79
8	A	Oregon	46 90	28	H	Georgia	52 66	95	A	Auburn	55 60	132	A	Portland St.	79 94
9	A	Tennessee	66 75									138	A	Arkansas	72 73
17	H	South Carolina	62 88									147	H	Vanderbilt	72 75
18	A	Texas A&M	54 83									166	H	South Ala.	66 59
19	H	Missouri	48 67									169	A	Florida	60 61
19	N	Missouri	50 59									169	H	Florida	78 75
												169	N	Florida	48 43
												180	H	Troy	96 93
												184	H	Southern Miss.	68 59
												192	A	Temple	64 48
												213	H	Arkansas St.	74 48
												219	H	Texas Southern	73 58
												303	H	Kennesaw St.	92 63
												331	N	Delaware St.	110 58
												337	H	Northwestern St.	75 44
LAST 12 Division I GAMES:															
				19	N	Missouri	50 59	93	H	Alabama	79 82				
				169	N	Florida	48 43	18	A	Texas A&M	54 83				
				95	A	Auburn	55 60	28	A	Georgia	45 69				
				85	H	Kentucky	71 79	147	H	Vanderbilt	72 75				
				28	H	Georgia	52 66	3	H	Mississippi St.	49 69				
				26	A	LSU	55 84	9	A	Tennessee	66 75				

Non-Div I Games:

Ole Miss



Average RPI Win: 266		WON-LOST	WINNING	LAST 10	STRENGTH OF	OPP. STRENGTH	TEAM	ADJ.	CONF.	ADJ CONF.
Average RPI Loss: 134		RECORD	PCT. RANK	GAMES	SCHEDULE	OF SCHEDULE	RPI	RPI	RPI	RPI
DIV. I ONLY		9- 15	241	3- 6	197	207	236	236	12	12
DIV. I NON-CONF.		6- 4	122	0- 0	280	297	161	161	16	16
-----										
TOTALS	RPI 1-25		RPI 26-50		W-L RECORDS	RPI 51-100	RPI 101-999		RPI 201+	
9- 15	0- 0		0- 3		OVERALL	0- 5	9- 7		8- 3	
5- 6	0- 0		0- 2		HOME	0- 2	5- 2		4- 0	
4- 9	0- 0		0- 1		AWAY	0- 3	4- 5		4- 3	
0- 0	0- 0		0- 0		NEUTRAL	0- 0	0- 0		0- 0	
6- 4	0- 0		0- 1		NON-CONFERENCE	0- 1	6- 2		5- 2	
3- 1	0- 0		0- 1		HOME	0- 0	3- 0		2- 0	
3- 3	0- 0		0- 0		AWAY	0- 1	3- 2		3- 2	
0- 0	0- 0		0- 0		NEUTRAL	0- 0	0- 0		0- 0	
3- 11	0- 0		0- 2		CONFERENCE	0- 4	3- 5		3- 1	
2- 5	0- 0		0- 1		HOME	0- 2	2- 2		2- 0	
1- 6	0- 0		0- 1		AWAY	0- 2	1- 3		1- 1	
0- 0	0- 0		0- 0		NEUTRAL	0- 0	0- 0		0- 0	

RPI 1-25				RPI 26-50				RPI 51-100				RPI 101+ Team's RPI: 236			
RPI	S	Opponent	Score	RPI	S	Opponent	Score	RPI	S	Opponent	Score	RPI	S	Opponent	Score
				32	A	South Dakota St.	64 89	57	A	South Dakota	46 70	133	H	UNI	78 74
				32	H	South Dakota St.	54 103	57	H	South Dakota	50 72	172	A	Denver	60 81
				48	H	Creighton	51 72	91	A	Kansas St.	60 81	172	H	Denver	74 85
								96	A	Western Ill.	68 103	179	A	Oral Roberts	56 72
								96	H	Western Ill.	51 90	179	H	Oral Roberts	53 82
												206	A	CSU Bakersfield	43 52
												208	A	CSUN	68 60
												214	H	Montana St.	64 53
												260	A	Bradley	56 69
												288	A	North Dakota St.	59 57
												288	H	North Dakota St.	80 67
												294	A	USC Upstate	69 66
												299	A	Wofford	64 60
												327	A	Fort Wayne	65 76
												327	H	Fort Wayne	77 61
												341	H	Florida A&M	78 73
LAST 12 Division I GAMES:															
				288	A	North Dakota St.	59 57	32	H	South Dakota St.	54 103				
				179	A	Oral Roberts	56 72	288	H	North Dakota St.	80 67				
				172	A	Denver	60 81	57	A	South Dakota	46 70				
				57	H	South Dakota	50 72	172	H	Denver	74 85				
				327	H	Fort Wayne	77 61	96	H	Western Ill.	51 90				
				96	A	Western Ill.	68 103	327	A	Fort Wayne	65 76				

Non-Div I Games: Graceland (IA) 96 69 Peru St. 63 47 St. Mary (NE) 81 58

Omaha

Average RPI Win:	281	WON-LOST	WINNING	LAST 10	STRENGTH OF	OPP. STRENGTH	TEAM	ADJ.	CONF.	ADJ CONF.
Average RPI Loss:	94	RECORD	PCT. RANK	GAMES	SCHEDULE	OF SCHEDULE	RPI	RPI	RPI	RPI
DIV. I ONLY	14- 12	149	4- 5	266	194	179	179	12	12	
DIV. I NON-CONF.	7- 5	132	0- 0	331	275	208	208	16	16	
TOTALS	RPI 1-25	RPI 26-50	W-L RECORDS	RPI 51-100	RPI 101-999	RPI 201+				
14- 12	0- 0	0- 2	OVERALL	0- 6	14- 4	13- 0				
5- 4	0- 0	0- 1	HOME	0- 2	5- 1	4- 0				
5- 8	0- 0	0- 1	AWAY	0- 4	5- 3	5- 0				
4- 0	0- 0	0- 0	NEUTRAL	0- 0	4- 0	4- 0				
7- 5	0- 0	0- 0	NON-CONFERENCE	0- 2	7- 3	7- 0				
1- 1	0- 0	0- 0	HOME	0- 0	1- 1	1- 0				
2- 4	0- 0	0- 0	AWAY	0- 2	2- 2	2- 0				
4- 0	0- 0	0- 0	NEUTRAL	0- 0	4- 0	4- 0				
7- 7	0- 0	0- 2	CONFERENCE	0- 4	7- 1	6- 0				
4- 3	0- 0	0- 1	HOME	0- 2	4- 0	3- 0				
3- 4	0- 0	0- 1	AWAY	0- 2	3- 1	3- 0				
0- 0	0- 0	0- 0	NEUTRAL	0- 0	0- 0	0- 0				

RPI 1-25				RPI 26-50				RPI 51-100				RPI 101+				Team's RPI: 179	
RPI	S	Opponent	Score	RPI	S	Opponent	Score	RPI	S	Opponent	Score	RPI	S	Opponent	Score		
				32	A	South Dakota St.	72 96	57	A	South Dakota	55 72	107	A	Utah	50 71		
				32	H	South Dakota St.	70 77	57	H	South Dakota	68 73	138	H	Arkansas	66 77		
								78	A	TCU	58 72	167	A	UT Arlington	46 70		
								96	A	Western Ill.	49 56	172	A	Denver	54 70		
								96	H	Western Ill.	63 85	172	H	Denver	90 60		
								98	A	Missouri St.	66 76	210	A	Tulsa	53 41		
												236	A	Omaha	82 53		
												236	H	Omaha	72 56		
												280	A	UMKC	76 73		
												288	A	North Dakota St.	64 57		
												288	H	North Dakota St.	71 48		
												298	N	Alcorn	76 52		
												300	N	Long Beach St.	64 58		
												309	H	Houston Baptist	78 56		
												321	N	Cal St. Fullerton	60 50		
												327	A	Fort Wayne	73 48		
												327	H	Fort Wayne	66 45		
												345	N	Chicago St.	73 43		
LAST 12 Division I GAMES:																	
				236	H	Omaha	72 56	327	H	Fort Wayne	66 45						
				57	A	South Dakota	55 72	172	H	Denver	90 60						
				172	A	Denver	54 70	57	H	South Dakota	68 73						
				32	A	South Dakota St.	72 96	32	H	South Dakota St.	70 77						
				288	A	North Dakota St.	64 57	288	H	North Dakota St.	71 48						
				96	H	Western Ill.	63 85	96	A	Western Ill.	49 56						

Non-Div I Games: Okla. Panhandle 88 35 Cent. Christian (KS) 18 47

Oral Roberts

Average RPI Win:	120	WON-LOST	WINNING	LAST 10	STRENGTH OF	OPP. STRENGTH	TEAM	ADJ.	CONF.	ADJ CONF.
Average RPI Loss:	14	RECORD	PCT. RANK	GAMES	SCHEDULE	OF SCHEDULE	RPI	RPI	RPI	RPI
DIV. I ONLY	27- 4	9	9- 1	19	22	8	8	5	5	
DIV. I NON-CONF.	11- 2	22	0- 0	16	27	6	6	3	3	
-----										
TOTALS	RPI 1-25	RPI 26-50	W-L RECORDS	RPI 51-100	RPI 101-999	RPI 201+				
27- 4	4- 3	5- 1	OVERALL	3- 0	15- 0	5- 0				
16- 1	1- 1	4- 0	HOME	2- 0	9- 0	3- 0				
9- 3	2- 2	1- 1	AWAY	1- 0	5- 0	1- 0				
2- 0	1- 0	0- 0	NEUTRAL	0- 0	1- 0	1- 0				
11- 2	2- 2	1- 0	NON-CONFERENCE	1- 0	7- 0	3- 0				
8- 0	0- 0	1- 0	HOME	1- 0	6- 0	2- 0				
1- 2	1- 2	0- 0	AWAY	0- 0	0- 0	0- 0				
2- 0	1- 0	0- 0	NEUTRAL	0- 0	1- 0	1- 0				
16- 2	2- 1	4- 1	CONFERENCE	2- 0	8- 0	2- 0				
8- 1	1- 1	3- 0	HOME	1- 0	3- 0	1- 0				
8- 1	1- 0	1- 1	AWAY	1- 0	5- 0	1- 0				
0- 0	0- 0	0- 0	NEUTRAL	0- 0	0- 0	0- 0				

RPI 1-25				RPI 26-50				RPI 51-100				RPI 101+			
RPI	S	Opponent	Score	RPI	S	Opponent	Score	RPI	S	Opponent	Score	RPI	S	Opponent	Score
3	A	Mississippi St.	79 90	29	H	Oklahoma	92 74	58	A	Arizona St.	57 44	105	A	Washington St.	90 79
5	A	Louisville	61 74	33	A	Oregon St.	79 85	58	H	Arizona St.	74 64	105	H	Washington St.	89 56
10	A	UCLA	70 61	33	H	Oregon St.	75 63	77	H	Drake	110 77	107	A	Utah	84 68
10	H	UCLA	101 94	41	H	California	91 54					139	A	Colorado	74 55
13	H	Stanford	65 78	46	A	Southern California	70 66					143	H	Eastern Wash.	81 40
18	A	Texas A&M	83 68	46	H	Southern California	80 74					150	H	Weber St.	114 87
18	N	Texas A&M	84 62									159	H	Ole Miss	90 46

Non-Div I Games:

Oregon

Average RPI Win:	166	WON-LOST	WINNING	LAST 10	STRENGTH OF	OPP. STRENGTH	TEAM	ADJ.	CONF.	ADJ CONF.
Average RPI Loss:	15	RECORD	PCT. RANK	GAMES	SCHEDULE	OF SCHEDULE	RPI	RPI	RPI	RPI
DIV. I ONLY	23- 6	30	9- 1	101	45	33	33	5	5	
DIV. I NON-CONF.	9- 2	33	0- 0	250	156	89	89	3	3	
-----										
TOTALS	RPI 1-25	RPI 26-50	W-L RECORDS	RPI 51-100	RPI 101-999	RPI 201+				
23- 6	2- 5	2- 1	OVERALL	3- 0	16- 0	8- 0				
14- 2	2- 2	2- 0	HOME	2- 0	8- 0	4- 0				
7- 4	0- 3	0- 1	AWAY	1- 0	6- 0	2- 0				
2- 0	0- 0	0- 0	NEUTRAL	0- 0	2- 0	2- 0				
9- 2	0- 2	0- 0	NON-CONFERENCE	1- 0	8- 0	6- 0				
6- 1	0- 1	0- 0	HOME	1- 0	5- 0	3- 0				
1- 1	0- 1	0- 0	AWAY	0- 0	1- 0	1- 0				
2- 0	0- 0	0- 0	NEUTRAL	0- 0	2- 0	2- 0				
14- 4	2- 3	2- 1	CONFERENCE	2- 0	8- 0	2- 0				
8- 1	2- 1	2- 0	HOME	1- 0	3- 0	1- 0				
6- 3	0- 2	0- 1	AWAY	1- 0	5- 0	1- 0				
0- 0	0- 0	0- 0	NEUTRAL	0- 0	0- 0	0- 0				

RPI 1-25				RPI 26-50				Team's RPI: 33				RPI 51-100				RPI 101+			
RPI	S	Opponent	Score	RPI	S	Opponent	Score	RPI	S	Opponent	Score	RPI	S	Opponent	Score	RPI	S	Opponent	Score
1	H	Notre Dame	67 72	41	H	Cal i forn i a	68 48	56	H	UC Davi s	61 47	105	A	Washington St.	63 61				
8	A	Oregon	63 75	46	A	Southern Cal i forn i a	61 65	58	A	Ari zona St.	64 60	105	H	Washington St.	71 53				
8	H	Oregon	85 79	46	H	Southern Cal i forn i a	69 63	58	H	Ari zona St.	57 54	107	A	Utah	69 58				
10	A	UCLA	49 84									139	A	Colorado	86 71				
10	H	UCLA	67 64									181	H	North Dakota	65 55				
12	A	Duke	65 72									197	A	Washing ton	95 57				
13	H	Stanford	57 60									197	H	Washing ton	75 63				
												198	H	UC Santa Barbara	74 49				
												207	N	Nevada	89 49				
												268	H	San Jose St.	110 62				
												273	A	Ari zona	65 40				
												273	H	Ari zona	88 48				
												304	N	Utah St.	94 55				
												316	A	N. C. Central	97 44				
												324	H	Utah Val ley	98 41				
												344	H	Savannah St.	84 36				
-----																			
LAST 12 Di v i s i o n I GAMES:																			
				58	A	Ari zona St.	64 60	41	H	Cal i forn i a	68 48								
				273	A	Ari zona	65 40	13	H	Stanford	57 60								
				46	H	Southern Cal i forn i a	69 63	139	A	Col orado	86 71								
				10	H	UCLA	67 64	107	A	Utah	69 58								
				197	A	Washi ngton	95 57	8	A	Oregon	63 75								
				105	A	Washing ton St.	63 61	8	H	Oregon	85 79								

Non-Di v I Games:

Oregon St.

Average RPI Win:	220	WON-LOST	WINNING	LAST 10	STRENGTH OF	OPP. STRENGTH	TEAM	ADJ.	CONF.	ADJ CONF.
Average RPI Loss:	123	RECORD	PCT. RANK	GAMES	SCHEDULE	OF SCHEDULE	RPI	RPI	RPI	RPI
DIV. I ONLY	13- 16	209	5- 5	126	151	191	191	14	14	
DIV. I NON-CONF.	5- 5	170	0- 0	37	194	127	127	11	11	
-----										
TOTALS	RPI 1-25	RPI 26-50	W-L RECORDS	RPI 51-100	RPI 101-999	RPI 201+				
13- 16	0- 0	1- 4	OVERALL	1- 3	11- 9	8- 2				
9- 7	0- 0	1- 2	HOME	1- 2	7- 3	5- 0				
3- 9	0- 0	0- 2	AWAY	0- 1	3- 6	2- 2				
1- 0	0- 0	0- 0	NEUTRAL	0- 0	1- 0	1- 0				
5- 5	0- 0	1- 2	NON-CONFERENCE	1- 1	3- 2	3- 0				
4- 3	0- 0	1- 1	HOME	1- 1	2- 1	2- 0				
1- 2	0- 0	0- 1	AWAY	0- 0	1- 1	1- 0				
0- 0	0- 0	0- 0	NEUTRAL	0- 0	0- 0	0- 0				
8- 11	0- 0	0- 2	CONFERENCE	0- 2	8- 7	5- 2				
5- 4	0- 0	0- 1	HOME	0- 1	5- 2	3- 0				
2- 7	0- 0	0- 1	AWAY	0- 1	2- 5	1- 2				
1- 0	0- 0	0- 0	NEUTRAL	0- 0	1- 0	1- 0				

RPI	S	Opponent	Score	RPI	S	Opponent	Score	RPI	S	Opponent	Score	RPI	S	Opponent	Score
36	A	Northern Colo.	55 80	56	H	UC Davis	58 90	127	A	San Francisco	78 80	127	H	San Francisco	71 81
40	A	Gonzaga	66 90	73	A	Saint Mary's (CA)	88 96	134	A	Fresno St.	70 81	141	A	Loyola Marymount	60 75
40	H	Gonzaga	72 99	73	H	Saint Mary's (CA)	69 70	141	H	Loyola Marymount	77 79	152	A	BYU	65 77
41	H	Cal i forni a	85 92	92	H	Lamar Uni versi ty	80 75	152	H	BYU	83 76	173	A	San Di ego	81 68
44	H	UCF	78 74					173	H	San Di ego	62 60	175	H	Brown	57 74
-----															
Team's RPI: 191															
LAST 12 Division I GAMES:															
318	N	Portland	85 60	40	A	Gonzaga	66 90	242	H	Pepperdi ne	84 73	287	H	Santa Clara	55 37
141	H	Loyola Marymount	77 79	242	H	Pepperdi ne	84 73	152	H	BYU	83 76	173	H	San Francisco	71 81
127	A	San Francisco	78 80	287	H	Santa Clara	55 37	127	H	San Francisco	71 81	318	N	Portland	85 60
287	A	Santa Clara	55 57	127	H	San Francisco	71 81	318	N	Portland	85 60	321	H	Cal St. Fullerton	81 65
173	H	San Di ego	62 60	73	A	Saint Mary's (CA)	88 96								
318	A	Portland	67 89												

Non-Div I Games: UC Merced 123 59

Paci fic

Average RPI Win:	187	WON-LOST	WINNING	LAST 10	STRENGTH OF	OPP. STRENGTH	TEAM	ADJ.	CONF.	ADJ CONF.
Average RPI Loss:	83	RECORD	PCT. RANK	GAMES	SCHEDULE	OF SCHEDULE	RPI	RPI	RPI	RPI
DIV. I ONLY	17- 7	63	7- 2	147	90	70	70	9	9	
DIV. I NON-CONF.	8- 4	87	2- 0	240	66	104	104	9	9	
-----										
TOTALS	RPI 1-25	RPI 26-50	W-L RECORDS	RPI 51-100	RPI 101-999	RPI 201+				
17- 7	0- 1	1- 2	OVERALL	4- 2	12- 2	8- 1				
6- 2	0- 1	0- 1	HOME	2- 0	4- 0	4- 0				
9- 4	0- 0	1- 1	AWAY	1- 1	7- 2	3- 1				
2- 1	0- 0	0- 0	NEUTRAL	1- 1	1- 0	1- 0				
8- 4	0- 1	1- 0	NON-CONFERENCE	1- 1	6- 2	4- 1				
2- 1	0- 1	0- 0	HOME	0- 0	2- 0	2- 0				
4- 2	0- 0	1- 0	AWAY	0- 0	3- 2	1- 1				
2- 1	0- 0	0- 0	NEUTRAL	1- 1	1- 0	1- 0				
9- 3	0- 0	0- 2	CONFERENCE	3- 1	6- 0	4- 0				
4- 1	0- 0	0- 1	HOME	2- 0	2- 0	2- 0				
5- 2	0- 0	0- 1	AWAY	1- 1	4- 0	2- 0				
0- 0	0- 0	0- 0	NEUTRAL	0- 0	0- 0	0- 0				

RPI 1-25				RPI 26-50				RPI 51-100				RPI 101+			
RPI	S	Opponent	Score	RPI	S	Opponent	Score	RPI	S	Opponent	Score	RPI	S	Opponent	Score
1	H	Notre Dame	54 66	27	A	Villanova	79 77	54	A	Harvard	52 55	130	A	Yale	69 54
				34	A	Princeton	40 60	54	H	Harvard	69 49	145	A	Saint Joseph's	57 50
				34	H	Princeton	55 70	65	N	Georgia Tech	55 69	151	A	Binghamton	72 77
								98	N	Missouri St.	65 60	175	A	Brown	88 55
								100	A	Dartmouth	79 50	192	A	Temple	74 59
								100	H	Dartmouth	65 47	204	A	Columbia	75 39
												204	H	Columbia	70 51
												244	A	La Salle	59 66
												245	H	Lafayette	55 42
												271	A	Cornell	53 39
												271	H	Cornell	68 48
												282	N	VCU	82 52
												333	H	Rhode Island	84 66
												343	A	NJIT	77 38
LAST 12 Division I GAMES:															
100	A	Dartmouth	79 50	100	H	Dartmouth	65 47	130	A	Yale	69 54	175	A	Brown	88 55
54	A	Harvard	52 55	54	A	Harvard	69 49	192	A	Temple	74 59	271	A	Cornell	53 39
271	A	Cornell	53 39	271	A	Cornell	68 48	282	N	VCU	82 52	333	H	Rhode Island	84 66
204	A	Columbia	75 39	204	A	Columbia	70 51	343	A	NJIT	77 38				
34	A	Princeton	40 60												
54	H	Harvard	69 49												

Non-Div I Games: Gwynedd Mercy 89 25

Penn

Average RPI Win:

166

Average RPI Loss:

60

WON-LOST  
RECORD

16- 15

WINNING  
PCT. RANK

174

LAST 10  
GAMES

3- 7

STRENGTH OF  
SCHEDULE

57

OPP. STRENGTH  
OF SCHEDULE

57

TEAM  
RPI

90

ADJ.  
RPI

90

CONF.  
RPI

3

ADJ CONF.  
RPI

3

DIV. I ONLY  
DIV. I NON-CONF.

9- 4

82

0- 0

191

127

88

88

4

4

TOTALS

RPI 1-25

RPI 26-50

W-L RECORDS

RPI 51-100

RPI 101-999

RPI 201+

16- 15

0- 4

2- 5

OVERALL

3- 4

11- 2

7- 1

11- 3

0- 2

2- 1

HOME

3- 0

6- 0

3- 0

4- 9

0- 2

0- 3

AWAY

0- 3

4- 1

3- 1

1- 3

0- 0

0- 1

NEUTRAL

0- 1

1- 1

1- 0

9- 4

0- 0

1- 0

NON-CONFERENCE

1- 2

7- 2

4- 1

6- 0

0- 0

1- 0

HOME

1- 0

4- 0

2- 0

3- 2

0- 0

0- 0

AWAY

0- 1

3- 1

2- 1

0- 2

0- 0

0- 0

NEUTRAL

0- 1

0- 1

0- 0

7- 11

0- 4

1- 5

CONFERENCE

2- 2

4- 0

3- 0

5- 3

0- 2

1- 1

HOME

2- 0

2- 0

1- 0

1- 7

0- 2

0- 3

AWAY

0- 2

1- 0

1- 0

1- 1

0- 0

0- 1

NEUTRAL

0- 0

1- 0

1- 0

RPI 1-25

RPI 26-50

RPI 51-100

Team's RPI: 90

RPI 101+

RPI	S	Opponent	Score
6	A	Ohio St.	64 94
6	H	Ohio St.	64 89
16	A	Iowa	76 80
21	H	Maryland	65 69

RPI	S	Opponent	Score
35	A	Michigan	69 89
35	N	Michigan	48 77
39	A	Rutgers	65 70
39	H	Rutgers	70 67
43	H	Drexel	84 70
49	A	Minnesota	68 101
49	H	Minnesota	71 91

RPI	S	Opponent	Score
53	H	Indiana	77 74
59	A	American	66 75
60	A	Purdue	73 88
61	A	Nebraska	51 59
62	H	Michigan St.	74 59
79	H	Fordham	65 60
91	N	Kansas St.	65 70

RPI	S	Opponent	Score
102	H	Wake Forest	68 58
125	N	Louisiana Tech	59 71
168	H	Northwestern	67 59
177	A	Pittsburgh	59 48
194	H	Siena	86 72
205	A	Wisconsin	69 62
212	A	Providence	60 51
229	H	Illinois	68 59
229	N	Illinois	83 57
250	A	St. Bonaventure	62 65
259	H	Manhattan	78 46
295	H	Central Conn. St.	83 66
308	A	Marshall	80 65

LAST 12 Division I GAMES:

35	N	Michigan	48 77	16	A	Iowa	76 80
229	N	Illinois	83 57	62	H	Michigan St.	74 59
6	H	Ohio St.	64 89	6	A	Ohio St.	64 94
61	A	Nebraska	51 59	60	A	Purdue	73 88
168	H	Northwestern	67 59	229	H	Illinois	68 59
49	A	Minnesota	68 101	39	H	Rutgers	70 67

Non-Div I Games:

Penn St.

Average RPI Win:	231	WON-LOST	WINNING	LAST 10	STRENGTH OF	OPP. STRENGTH	TEAM	ADJ.	CONF.	ADJ CONF.
Average RPI Loss:	153	RECORD	PCT. RANK	GAMES	SCHEDULE	OF SCHEDULE	RPI	RPI	RPI	RPI
DIV. I ONLY	10- 19	256	3- 7	149	215	242	242	14	14	
DIV. I NON-CONF.	4- 6	214	0- 0	113	345	191	191	11	11	
-----										
TOTALS	RPI 1-25	RPI 26-50	W-L RECORDS	RPI 51-100	RPI 101-999	RPI 201+				
10- 19	0- 0	0- 2	OVERALL	0- 3	10- 14	6- 4				
7- 6	0- 0	0- 1	HOME	0- 1	7- 4	3- 2				
2- 13	0- 0	0- 1	AWAY	0- 2	2- 10	2- 2				
1- 0	0- 0	0- 0	NEUTRAL	0- 0	1- 0	1- 0				
4- 6	0- 0	0- 0	NON-CONFERENCE	0- 1	4- 5	3- 2				
2- 2	0- 0	0- 0	HOME	0- 0	2- 2	1- 2				
2- 4	0- 0	0- 0	AWAY	0- 1	2- 3	2- 0				
0- 0	0- 0	0- 0	NEUTRAL	0- 0	0- 0	0- 0				
6- 13	0- 0	0- 2	CONFERENCE	0- 2	6- 9	3- 2				
5- 4	0- 0	0- 1	HOME	0- 1	5- 2	2- 0				
0- 9	0- 0	0- 1	AWAY	0- 1	0- 7	0- 2				
1- 0	0- 0	0- 0	NEUTRAL	0- 0	1- 0	1- 0				

RPI	S	Opponent	Score	RPI	S	Opponent	Score	RPI	S	Opponent	Score	RPI	S	Opponent	Score	Team's RPI: 242
40	A	Gonzaga	51 73	56	A	UC Davis	64 69	107	A	Utah	65 89					
40	H	Gonzaga	48 67	73	A	Saint Mary's (CA)	62 75	127	A	San Francisco	67 68					
				73	H	Saint Mary's (CA)	75 82	127	H	San Francisco	95 92					
								141	A	Loyola Marymount	60 75					
								141	H	Loyola Marymount	85 74					
								149	H	Idaho St.	80 74					
								150	A	Weber St.	61 71					
								152	A	BYU	43 78					
								152	H	BYU	67 73					
								173	A	San Diego	53 79					
								173	H	San Diego	66 62					
								186	A	UC Irvine	74 75					
								191	A	Pacific	73 84					
								191	H	Pacific	77 85					
								207	A	Nevada	77 72					
								221	H	New Mexico St.	64 86					
								224	H	Seattle U	62 65					
								287	A	Santa Clara	50 54					
								287	H	Santa Clara	56 55					
								287	N	Santa Clara	74 63					
								300	A	Long Beach St.	83 71					
								318	A	Portland	58 82					
								318	H	Portland	83 79					
								324	H	Utah Valley	71 44					
LAST 12 Division I GAMES:																
287	N	Santa Clara	74 63	173	A	San Diego	53 79									
318	A	Portland	58 82	191	A	Pacific	73 84									
73	H	Saint Mary's (CA)	75 82	318	H	Portland	83 79									
40	H	Gonzaga	48 67	287	A	Santa Clara	50 54									
152	A	BYU	43 78	141	A	Loyola Marymount	60 75									
141	H	Loyola Marymount	85 74	127	H	San Francisco	95 92									

Non-Div I Games:

Pepperdine



Average RPI Win:	194	WON-LOST	WINNING	LAST 10	STRENGTH OF	OPP. STRENGTH	TEAM	ADJ.	CONF.	ADJ CONF.
Average RPI Loss:	65	RECORD	PCT. RANK	GAMES	SCHEDULE	OF SCHEDULE	RPI	RPI	RPI	RPI
DIV. I ONLY	10- 20	261	1- 9	42	45	177	177	1	1	
DIV. I NON-CONF.	8- 5	111	0- 0	202	176	177	177	1	1	
-----										
TOTALS	RPI 1-25	RPI 26-50	W-L RECORDS	RPI 51-100	RPI 101-999	RPI 201+				
10- 20	0- 6	0- 4	OVERALL	2- 5	8- 5	5- 2				
8- 10	0- 5	0- 1	HOME	2- 2	6- 2	5- 1				
2- 9	0- 1	0- 3	AWAY	0- 3	2- 2	0- 1				
0- 1	0- 0	0- 0	NEUTRAL	0- 0	0- 1	0- 0				
8- 5	0- 0	0- 0	NON-CONFERENCE	1- 4	7- 1	5- 1				
7- 3	0- 0	0- 0	HOME	1- 2	6- 1	5- 1				
1- 2	0- 0	0- 0	AWAY	0- 2	1- 0	0- 0				
0- 0	0- 0	0- 0	NEUTRAL	0- 0	0- 0	0- 0				
2- 15	0- 6	0- 4	CONFERENCE	1- 1	1- 4	0- 1				
1- 7	0- 5	0- 1	HOME	1- 0	0- 1	0- 0				
1- 7	0- 1	0- 3	AWAY	0- 1	1- 2	0- 1				
0- 1	0- 0	0- 0	NEUTRAL	0- 0	0- 1	0- 0				

RPI	S	Opponent	Score	RPI	S	Opponent	Score	RPI	S	Opponent	Score	RPI	S	Opponent	Score	Team's RPI: 177
1	H	Notre Dame	53 87	30	A	Virginia	50 62	64	A	Virginia Tech	66 89	102	H	Wake Forest	49 58	
5	A	Louisville	49 81	37	A	Syracuse	52 70	65	H	Georgia Tech	68 62	102	N	Wake Forest	38 72	
5	H	Louisville	51 77	37	H	Syracuse	53 62	67	A	West Virginia	52 73	112	A	North Carolina	67 68	
7	H	Florida St.	59 66	47	A	Miami (FL)	58 82	72	H	Duquesne	53 66	116	A	Cincinnati	66 46	
12	H	Duke	46 58					79	A	Fordham	55 58	158	H	Youngstown St.	66 58	
20	H	NC State	66 77					87	H	Bucknell	57 39	161	A	Clemson	58 42	
								90	H	Penn St.	48 59	203	A	Boston College	61 72	
												205	H	Wisconsin	57 58	
												213	H	Arkansas St.	87 47	
												257	H	UNCW	74 55	
												270	H	Towson	81 63	
												271	H	Cornell	51 39	
												345	H	Chicago St.	87 49	
-----																
LAST 12 Division I GAMES:																
102	N	Wake Forest	38 72	7	H	Florida St.	59 66	161	A	Clemson	58 42					
5	A	Louisville	49 81	12	H	Duke	46 58									
20	H	NC State	66 77	1	H	Notre Dame	53 87									
37	H	Syracuse	53 62	37	A	Syracuse	52 70									
47	A	Miami (FL)	58 82	5	H	Louisville	51 77									
203	A	Boston College	61 72													

Non-Div I Games:

Pittsburgh

Average RPI Win: 215	WON-LOST RECORD	WINNING PCT. RANK	LAST 10 GAMES	STRENGTH OF SCHEDULE	OPP. STRENGTH OF SCHEDULE	TEAM RPI	ADJ. RPI	CONF. RPI	ADJ CONF. RPI
Average RPI Loss: 164									
DIV. I ONLY	5- 23	326	3- 7	172	185	318	318	14	14
DIV. I NON-CONF.	2- 7	286	0- 0	233	332	328	328	11	11
-----									
TOTALS	RPI 1-25	RPI 26-50	W-L RECORDS	RPI 51-100	RPI 101-999	RPI 201+			
5- 23	0- 0	0- 2	OVERALL	1- 1	4- 20	3- 4			
5- 10	0- 0	0- 1	HOME	1- 0	4- 9	3- 1			
0- 12	0- 0	0- 1	AWAY	0- 1	0- 10	0- 3			
0- 1	0- 0	0- 0	NEUTRAL	0- 0	0- 1	0- 0			
2- 7	0- 0	0- 0	NON-CONFERENCE	0- 0	2- 7	2- 1			
2- 4	0- 0	0- 0	HOME	0- 0	2- 4	2- 0			
0- 3	0- 0	0- 0	AWAY	0- 0	0- 3	0- 1			
0- 0	0- 0	0- 0	NEUTRAL	0- 0	0- 0	0- 0			
3- 16	0- 0	0- 2	CONFERENCE	1- 1	2- 13	1- 3			
3- 6	0- 0	0- 1	HOME	1- 0	2- 5	1- 1			
0- 9	0- 0	0- 1	AWAY	0- 1	0- 7	0- 2			
0- 1	0- 0	0- 0	NEUTRAL	0- 0	0- 1	0- 0			

RPI 1-25	RPI 26-50	RPI 51-100	RPI 101+	Team's RPI: 318
RPI S Opponent Score	RPI S Opponent Score	RPI S Opponent Score	RPI S Opponent Score	
	40 A Gonzaga 36 75	73 A Saint Mary's (CA) 49 77	115 H Saint Francis (PA) 101 106	
	40 H Gonzaga 56 70	73 H Saint Mary's (CA) 68 65	127 A San Francisco 75 84	
			127 H San Francisco 63 76	
			132 H Portland St. 71 77	
			141 A Loyol a Marymount 55 76	
			141 H Loyol a Marymount 60 63	
			142 H Boise St. 47 73	
			150 H Weber St. 70 91	
			152 A BYU 35 73	
			152 H BYU 58 72	
			173 A San Di ego 52 59	
			173 H San Di ego 60 75	
			186 A UC Irvi ne 52 63	
			191 A Paci fi c 55 91	
			191 H Paci fi c 89 67	
			191 N Paci fi c 60 85	
			197 A Washi ngton 67 93	
			242 A Pepperdi ne 79 83	
			242 H Pepperdi ne 82 58	
			246 H Hawai i 76 47	
			287 A Santa Clara 57 67	
			287 H Santa Clara 43 50	
			321 A Cal St. Fullerton 61 66	
			324 H Utah Valley 71 64	
LAST 12 Di vi si on I GAMES:				
	191 N Paci fi c 60 85	127 H San Franci sco 63 76		
	242 H Pepperdi ne 82 58	141 A Loyol a Marymount 55 76		
	152 A BYU 35 73	242 A Pepperdi ne 79 83		
	73 A Saint Mary's (CA) 49 77	73 H Saint Mary's (CA) 68 65		
	287 A Santa Clara 57 67	40 A Gonzaga 36 75		
	191 H Paci fi c 89 67	141 H Loyol a Marymount 60 63		

Non-Di v I Games: Willamette 72 52 Warner Paci fi c 95 59

Portland

Average RPI Win: 231		WON-LOST RECORD	WINNING PCT. RANK	LAST 10 GAMES	STRENGTH OF SCHEDULE	OPP. STRENGTH OF SCHEDULE	TEAM RPI	ADJ. RPI	CONF. RPI	ADJ. CONF. RPI
Average RPI Loss: 135										
DIV. I ONLY		14- 12	149	6- 4	167	211	132	132	19	19
DIV. I NON-CONF.		4- 5	202	0- 0	154	151	109	109	13	13
TOTALS		RPI 1-25	RPI 26-50	W-L RECORDS		RPI 51-100	RPI 101-999	RPI 201+		
14- 12	0- 0		0- 2	OVERALL		0- 2	14- 8	9- 3		
8- 2	0- 0		0- 0	HOME		0- 0	8- 2	5- 0		
6- 10	0- 0		0- 2	AWAY		0- 2	6- 6	4- 3		
0- 0	0- 0		0- 0	NEUTRAL		0- 0	0- 0	0- 0		
4- 5	0- 0		0- 1	NON-CONFERENCE		0- 2	4- 2	2- 2		
1- 0	0- 0		0- 0	HOME		0- 0	1- 0	0- 0		
3- 5	0- 0		0- 1	AWAY		0- 2	3- 2	2- 2		
0- 0	0- 0		0- 0	NEUTRAL		0- 0	0- 0	0- 0		
10- 7	0- 0		0- 1	CONFERENCE		0- 0	10- 6	7- 1		
7- 2	0- 0		0- 0	HOME		0- 0	7- 2	5- 0		
3- 5	0- 0		0- 1	AWAY		0- 0	3- 4	2- 1		
0- 0	0- 0		0- 0	NEUTRAL		0- 0	0- 0	0- 0		

RPI 1-25				RPI 26-50				RPI 51-100				RPI 101+				Team's RPI: 132	
RPI	S	Opponent	Score	RPI	S	Opponent	Score	RPI	S	Opponent	Score	RPI	S	Opponent	Score		
				36	A	Northern Colo.	60 63	56	A	UC Davis	67 79	143	A	Eastern Wash.	57 64		
				40	A	Gonzaga	52 91	84	A	UNLV	80 88	143	H	Eastern Wash.	75 60		
												148	A	Idaho	60 61		
												148	H	Idaho	90 101		
												149	A	Idaho St.	64 72		
												149	H	Idaho St.	59 88		
												150	A	Weber St.	62 60		
												150	H	Weber St.	77 64		
												159	H	Ole Miss	94 79		
												186	A	UC Irvine	82 72		
												207	A	Nevada	55 67		
												214	A	Montana St.	69 60		
												214	H	Montana St.	62 53		
												224	A	Seattle U	77 91		
												238	A	Montana	53 69		
												238	H	Montana	70 53		
												268	A	San Jose St.	90 78		
												277	A	Sacramento St.	81 72		
												277	H	Sacramento St.	74 73		
												305	H	Northern Ariz.	68 59		
												318	A	Portland	77 71		
												328	H	Southern Utah	70 66		
LAST 12 Division I GAMES:																	
				36	A	Northern Colo.	60 63	238	H	Montana	70 53						
				305	H	Northern Ariz.	68 59	143	A	Eastern Wash.	57 64						
				328	H	Southern Utah	70 66	148	A	Idaho	60 61						
				149	A	Idaho St.	64 72	277	A	Sacramento St.	81 72						
				150	A	Weber St.	62 60	150	H	Weber St.	77 64						
				214	H	Montana St.	62 53	149	H	Idaho St.	59 88						

Non-Div I Games:	Northwest (WA)	63	60	Multnomah	95	32
------------------	----------------	----	----	-----------	----	----

Portland St.

■ Loss, ■ Non-Conf, S Site, H Home A Away N Neutral

Average RPI Win:	292	WON-LOST	WINNING	LAST 10	STRENGTH OF	OPP. STRENGTH	TEAM	ADJ.	CONF.	ADJ CONF.
Average RPI Loss:	205	RECORD	PCT. RANK	GAMES	SCHEDULE	OF SCHEDULE	RPI	RPI	RPI	RPI
DIV. I ONLY	12- 14	206	8- 2	293	349	243	243	32	32	
DIV. I NON-CONF.	0- 9	337	0- 0	77	283	307	307	32	32	
-----										
TOTALS	RPI 1-25	RPI 26-50	W-L RECORDS	RPI 51-100	RPI 101-999	RPI 201+				
12- 14	0- 1	0- 0	OVERALL	0- 0	12- 13	11- 8				
7- 3	0- 0	0- 0	HOME	0- 0	7- 3	6- 2				
5- 10	0- 1	0- 0	AWAY	0- 0	5- 9	5- 5				
0- 1	0- 0	0- 0	NEUTRAL	0- 0	0- 1	0- 1				
0- 9	0- 1	0- 0	NON-CONFERENCE	0- 0	0- 8	0- 3				
0- 1	0- 0	0- 0	HOME	0- 0	0- 1	0- 0				
0- 7	0- 1	0- 0	AWAY	0- 0	0- 6	0- 2				
0- 1	0- 0	0- 0	NEUTRAL	0- 0	0- 1	0- 1				
12- 5	0- 0	0- 0	CONFERENCE	0- 0	12- 5	11- 5				
7- 2	0- 0	0- 0	HOME	0- 0	7- 2	6- 2				
5- 3	0- 0	0- 0	AWAY	0- 0	5- 3	5- 3				
0- 0	0- 0	0- 0	NEUTRAL	0- 0	0- 0	0- 0				

RPI 1-25				RPI 26-50				RPI 51-100				RPI 101+ Team's RPI: 243			
RPI	S	Opponent	Score	RPI	S	Opponent	Score	RPI	S	Opponent	Score	RPI	S	Opponent	Score
18	A	Texas A&M	70 98									117	H	Rice	68 88
												120	A	Colorado St.	59 71
												131	A	Bethune-Cookman	52 77
												140	A	Texas St.	57 84
												161	A	Clemson	58 64
												190	H	Southern U.	69 62
												219	A	Texas Southern	61 56
												219	H	Texas Southern	65 48
												234	N	A&M-Corpus Christi	62 72
												235	A	Grambling	79 81
												235	H	Grambling	68 75
												241	A	Texas Tech	60 89
												298	A	Alcorn	96 76
												298	H	Alcorn	72 73
												307	A	Jackson St.	61 70
												307	H	Jackson St.	85 73
												310	A	Alabama A&M	55 48
												310	H	Alabama A&M	84 73
												311	A	UTRGV	62 78
												315	A	Alabama St.	68 70
												315	H	Alabama St.	69 63
												331	A	Ark. -Pine Bluff	89 72
												331	H	Ark. -Pine Bluff	64 52
												338	A	Mississippi Val.	75 74
												338	H	Mississippi Val.	78 73
-----															
LAST 12 Division I GAMES:															
298	A	Alcorn	96 76	235	H	Grambling	68 75								
310	H	Alabama A&M	84 73	219	H	Texas Southern	65 48								
315	H	Alabama St.	69 63	310	A	Alabama A&M	55 48								
338	A	Mississippi Val.	75 74	315	A	Alabama St.	68 70								
331	A	Ark. -Pine Bluff	89 72	338	H	Mississippi Val.	78 73								
307	H	Jackson St.	85 73	331	H	Ark. -Pine Bluff	64 52								

Non-Div I Games: Texas-Tyler 99 56 Arlington Baptist 116 73

Prairie View

Average RPI Win:	257	WON-LOST	WINNING	LAST 10	STRENGTH OF	OPP. STRENGTH	TEAM	ADJ.	CONF.	ADJ CONF.
Average RPI Loss:	176	RECORD	PCT. RANK	GAMES	SCHEDULE	OF SCHEDULE	RPI	RPI	RPI	RPI
DIV. I ONLY	11- 17	232	5- 5	221	280	247	247	27	27	
DIV. I NON-CONF.	3- 8	268	0- 0	166	157	245	245	28	28	
-----										
TOTALS	RPI 1-25	RPI 26-50	W-L RECORDS	RPI 51-100	RPI 101-999	RPI 201+				
11- 17	0- 2	0- 0	OVERALL	0- 3	11- 12	9- 7				
7- 6	0- 0	0- 0	HOME	0- 1	7- 5	5- 4				
4- 11	0- 0	0- 0	AWAY	0- 1	4- 1	4- 0				
0- 0	0- 0	0- 0	NEUTRAL	0- 0	0- 0	0- 0				
3- 8	0- 2	0- 0	NON-CONFERENCE	0- 1	3- 5	2- 3				
2- 2	0- 0	0- 0	HOME	0- 0	2- 2	1- 2				
1- 6	0- 2	0- 0	AWAY	0- 1	1- 3	1- 1				
0- 0	0- 0	0- 0	NEUTRAL	0- 0	0- 0	0- 0				
8- 9	0- 0	0- 0	CONFERENCE	0- 2	8- 7	7- 4				
5- 4	0- 0	0- 0	HOME	0- 1	5- 3	4- 2				
3- 5	0- 0	0- 0	AWAY	0- 1	3- 4	3- 2				
0- 0	0- 0	0- 0	NEUTRAL	0- 0	0- 0	0- 0				

RPI 1-25				RPI 26-50				RPI 51-100				RPI 101+ Team's RPI: 247			
RPI	S	Opponent	Score	RPI	S	Opponent	Score	RPI	S	Opponent	Score	RPI	S	Opponent	Score
10	A	UCLA	40 76					66	A	Belmont	48 90	108	A	Chattanooga	51 71
12	A	Duke	45 79					88	A	Liberty	55 63	112	A	North Carolina	56 91
								88	H	Liberty	64 76	136	A	Radford	55 93
												136	H	Radford	40 64
												189	H	Furman	76 75
												196	A	High Point	55 81
												196	H	High Point	62 55
												215	H	UNCG	57 64
												222	A	Gardner-Webb	60 50
												222	H	Gardner-Webb	72 69
												231	A	UNC Asheville	76 74
												231	H	UNC Asheville	72 63
												253	A	Campbell	40 53
												253	H	Campbell	65 59
												266	A	San Diego St.	50 77
												294	A	USC Upstate	83 69
												303	H	Kennesaw St.	51 60
												316	H	N.C. Central	69 60
												322	H	Charleston So.	61 64
												339	A	Winthrop	64 58
												339	H	Winthrop	78 45
												342	A	Longwood	56 66
												342	H	Longwood	60 75
-----															
LAST 12 Division I GAMES:															
231	H	UNC Asheville	72 63	339	A	Winthrop	64 58								
136	H	Radford	40 64	88	A	Liberty	55 63								
222	A	Gardner-Webb	60 50	322	H	Charleston So.	61 64								
196	H	High Point	62 55	231	A	UNC Asheville	76 74								
253	A	Campbell	40 53	339	H	Winthrop	78 45								
342	H	Longwood	60 75	136	A	Radford	55 93								

Non-Div I Games:

Presbyterian

Average RPI Win:	162	WON-LOST	WINNING	LAST 10	STRENGTH OF	OPP. STRENGTH	TEAM	ADJ.	CONF.	ADJ CONF.
Average RPI Loss:	63	RECORD	PCT. RANK	GAMES	SCHEDULE	OF SCHEDULE	RPI	RPI	RPI	RPI
DIV. I ONLY	20- 5	24	8- 2	97	91	34	34	9	9	
DIV. I NON-CONF.	10- 3	52	0- 0	131	57	55	55	9	9	
-----										
TOTALS	RPI 1-25	RPI 26-50	W-L RECORDS	RPI 51-100	RPI 101-999	RPI 201+				
20- 5	0- 0	1- 2	OVERALL	6- 2	13- 1	7- 0				
8- 2	0- 0	0- 1	HOME	4- 1	4- 0	3- 0				
10- 3	0- 0	1- 1	AWAY	2- 1	7- 1	4- 0				
2- 0	0- 0	0- 0	NEUTRAL	0- 0	2- 0	0- 0				
10- 3	0- 0	1- 2	NON-CONFERENCE	1- 1	8- 0	3- 0				
3- 2	0- 0	0- 1	HOME	1- 1	2- 0	1- 0				
5- 1	0- 0	1- 1	AWAY	0- 0	4- 0	2- 0				
2- 0	0- 0	0- 0	NEUTRAL	0- 0	2- 0	0- 0				
10- 2	0- 0	0- 0	CONFERENCE	5- 1	5- 1	4- 0				
5- 0	0- 0	0- 0	HOME	3- 0	2- 0	2- 0				
5- 2	0- 0	0- 0	AWAY	2- 1	3- 1	2- 0				
0- 0	0- 0	0- 0	NEUTRAL	0- 0	0- 0	0- 0				

RPI 1-25				RPI 26-50				RPI 51-100				RPI 101+			
RPI	S	Opponent	Score	RPI	S	Opponent	Score	RPI	S	Opponent	Score	RPI	S	Opponent	Score
				27	H	Villanova	59 62	54	A	Harvard	58 72	108	N	Chattanooga	59 49
				39	A	Rutgers	50 70	54	H	Harvard	80 47	121	H	Delaware	78 60
				42	A	Quinnipiac	60 46	65	H	Georgia Tech	56 67	124	A	Seton Hall	85 83
								70	A	Penn	70 55	130	A	Yale	59 73
								70	H	Penn	60 40	145	N	Saint Joseph's	63 54
								99	H	George Washington	72 52	175	A	Brown	77 62
								100	A	Dartmouth	79 67	184	A	Davidson	63 57
								100	H	Dartmouth	82 63	204	A	Columbia	74 46
												204	H	Columbia	69 47
												245	A	Lafayette	53 45
												271	A	Cornell	72 40
												271	H	Cornell	75 54
												325	H	UMBC	77 40
												334	A	Wagner	58 37
LAST 12 Division I GAMES:															
				54	A	Harvard	58 72	54	H	Harvard	80 47				
				100	A	Dartmouth	79 67	175	A	Brown	77 62				
				204	A	Columbia	74 46	130	A	Yale	59 73				
				271	A	Cornell	72 40	271	H	Cornell	75 54				
				70	H	Penn	60 40	204	H	Columbia	69 47				
				100	H	Dartmouth	82 63	70	A	Penn	70 55				

Non-Div I Games:

Princeton

Average RPI	Win:	178	WON-LOST	WINNING	LAST 10	STRENGTH OF	OPP. STRENGTH	TEAM	ADJ.	CONF.	ADJ CONF.
Average RPI	Loss:	97	RECORD	PCT. RANK	GAMES	SCHEDULE	OF SCHEDULE	RPI	RPI	RPI	RPI
DIV. I ONLY		10- 20	261	2- 8	123	69	212	212	6	6	
DIV. I NON-CONF.		7- 5	132	0- 0	263	167	184	184	6	6	
-----											
TOTALS	RPI 1-25		RPI 26-50		W-L RECORDS		RPI 51-100		RPI 101-999		RPI 201+
10- 20	0- 4		0- 5		OVERALL		3- 1		7- 10		4- 3
4- 10	0- 2		0- 2		HOME		1- 1		3- 5		3- 1
3- 10	0- 2		0- 3		AWAY		1- 0		2- 5		0- 2
3- 0	0- 0		0- 0		NEUTRAL		1- 0		2- 0		1- 0
7- 5	0- 0		0- 1		NON-CONFERENCE		1- 1		6- 3		3- 2
2- 3	0- 0		0- 0		HOME		0- 1		2- 2		2- 1
2- 2	0- 0		0- 1		AWAY		0- 0		2- 1		0- 1
3- 0	0- 0		0- 0		NEUTRAL		1- 0		2- 0		1- 0
3- 15	0- 4		0- 4		CONFERENCE		2- 0		1- 7		1- 1
2- 7	0- 2		0- 2		HOME		1- 0		1- 3		1- 0
1- 8	0- 2		0- 2		AWAY		1- 0		0- 4		0- 1
0- 0	0- 0		0- 0		NEUTRAL		0- 0		0- 0		0- 0

RPI	S	Opponent	Score	RPI	S	Opponent	Score	RPI	S	Opponent	Score	RPI	S	Opponent	Score	Team's RPI: 212
24	A	DePaul	47 81	27	A	Villanova	43 70	71	A	St. John's (NY)	49 44	111	A	Georgetown	48 74	
24	H	DePaul	48 71	27	H	Villanova	55 63	71	H	St. John's (NY)	70 68	111	H	Georgetown	43 75	
25	A	Marquette	61 94	42	A	Quinnipiac	36 62	90	H	Penn St.	51 60	123	A	Butler	57 68	
25	H	Marquette	60 77	48	A	Creighton	56 73	94	N	Wright St.	74 69	123	H	Butler	48 69	
				48	H	Creighton	84 87					124	A	Seton Hall	56 65	
												124	H	Seton Hall	56 65	
												130	A	Yale	55 51	
												137	A	Northeastern	98 95	
												175	H	Brown	59 64	
												182	N	Stetson	56 45	
												203	H	Boston College	63 55	
												204	H	Columbia	64 73	
												217	A	Xavier	59 68	
												217	H	Xavier	69 48	
												255	A	Sacred Heart	75 78	
												333	H	Rhode Island	65 41	
												344	N	Savannah St.	78 48	
-----																
LAST 12 Division I GAMES:																
111	A	Georgetown	48 74	25	A	Marquette	61 94									
27	A	Villanova	43 70	71	H	St. John's (NY)	70 68									
217	H	Xavier	69 48	124	H	Seton Hall	56 65									
123	H	Butler	48 69	123	A	Butler	57 68									
48	H	Creighton	84 87	217	A	Xavier	59 68									
24	A	DePaul	47 81	48	A	Creighton	56 73									

Non-Div I Games:

Providence

Average RPI Win:	130	WON-LOST	WINNING	LAST 10	STRENGTH OF	OPP. STRENGTH	TEAM	ADJ.	CONF.	ADJ CONF.
Average RPI Loss:	54	RECORD	PCT. RANK	GAMES	SCHEDULE	OF SCHEDULE	RPI	RPI	RPI	RPI
DIV. I ONLY	18- 13	124	5- 5	14	59	60	60	3	3	
DIV. I NON-CONF.	9- 5	99	0- 0	18	136	48	48	4	4	
-----										
TOTALS	RPI 1-25	RPI 26-50	W-L RECORDS	RPI 51-100	RPI 101-999	RPI 201+				
18- 13	3- 1	2- 5	OVERALL	4- 6	9- 1	5- 0				
11- 5	0- 0	1- 2	HOME	4- 3	6- 0	3- 0				
6- 6	3- 1	1- 1	AWAY	0- 3	2- 1	2- 0				
1- 2	0- 0	0- 2	NEUTRAL	0- 0	1- 0	0- 0				
9- 5	1- 0	0- 2	NON-CONFERENCE	3- 2	5- 1	2- 0				
6- 2	0- 0	0- 1	HOME	3- 1	3- 0	1- 0				
2- 2	1- 0	0- 0	AWAY	0- 1	1- 1	1- 0				
1- 1	0- 0	0- 1	NEUTRAL	0- 0	1- 0	0- 0				
9- 8	2- 1	2- 3	CONFERENCE	1- 4	4- 0	3- 0				
5- 3	0- 0	1- 1	HOME	1- 2	3- 0	2- 0				
4- 4	2- 1	1- 1	AWAY	0- 2	1- 0	1- 0				
0- 1	0- 0	0- 1	NEUTRAL	0- 0	0- 0	0- 0				

RPI 1-25				RPI 26-50				RPI 51-100 Team's RPI: 60				RPI 101+			
RPI	S	Opponent	Score	RPI	S	Opponent	Score	RPI	S	Opponent	Score	RPI	S	Opponent	Score
6	A	Ohio St.	60 73	35	A	Michigan	81 79	53	A	Indiana	54 72	107	A	Utah	68 81
16	A	Iowa	76 70	38	H	Ball St.	60 66	53	H	Indiana	44 52	143	H	Eastern Wash.	65 40
21	A	Maryland	75 65	39	A	Rutgers	50 58	61	A	Nebraska	51 75	168	H	Northwestern	63 60
22	A	Central Mich.	79 69	39	H	Rutgers	47 33	62	H	Michigan St.	68 82	170	H	UT Martin	60 58
				39	N	Rutgers	60 62	65	A	Georgia Tech	55 68	174	N	Marist	61 47
				46	N	Southern California	46 58	73	H	Saint Mary's (CA)	70 60	205	H	Wisconsin	57 35
				49	H	Minnesota	74 78	83	H	Miami (OH)	75 66	229	A	Illinois	73 54
								89	H	Ohio	71 77	229	H	Illinois	64 51
								90	H	Penn St.	88 73	246	A	Hawaii	79 67
								92	H	Lamar University	79 64	297	H	Valparaiso	95 49
LAST 12 Division I GAMES:															
				39	N	Rutgers	60 62	49	H	Minnesota	74 78				
				62	H	Michigan St.	68 82	229	A	Illinois	73 54				
				229	H	Illinois	64 51	35	A	Michigan	81 79				
				6	A	Ohio St.	60 73	90	H	Penn St.	88 73				
				21	A	Maryland	75 65	61	A	Nebraska	51 75				
				53	H	Indiana	44 52	168	H	Northwestern	63 60				

Non-Div I Games:

Purdue



Average RPI	Win: 223	WON-LOST	WINNING	LAST 10	STRENGTH OF	OPP. STRENGTH	TEAM	ADJ.	CONF.	ADJ CONF.
Average RPI	Loss: 27	RECORD	PCT. RANK	GAMES	SCHEDULE	OF SCHEDULE	RPI	RPI	RPI	RPI
DIV. I ONLY	24- 5	14	10- 0	115	216	42	42	28	28	
DIV. I NON-CONF.	6- 5	153	0- 0	5	14	17	17	25	25	
-----										
TOTALS	RPI 1-25	RPI 26-50	W-L RECORDS	RPI 51-100	RPI 101-999	RPI 201+				
24- 5	1- 3	2- 1	OVERALL	0- 1	21- 0	15- 0				
12- 1	0- 0	2- 1	HOME	0- 0	10- 0	8- 0				
12- 3	1- 2	0- 0	AWAY	0- 1	11- 0	7- 0				
0- 1	0- 1	0- 0	NEUTRAL	0- 0	0- 0	0- 0				
6- 5	1- 3	2- 1	NON-CONFERENCE	0- 1	3- 0	1- 0				
3- 1	0- 0	2- 1	HOME	0- 0	1- 0	1- 0				
3- 3	1- 2	0- 0	AWAY	0- 1	2- 0	0- 0				
0- 1	0- 1	0- 0	NEUTRAL	0- 0	0- 0	0- 0				
18- 0	0- 0	0- 0	CONFERENCE	0- 0	18- 0	14- 0				
9- 0	0- 0	0- 0	HOME	0- 0	9- 0	7- 0				
9- 0	0- 0	0- 0	AWAY	0- 0	9- 0	7- 0				
0- 0	0- 0	0- 0	NEUTRAL	0- 0	0- 0	0- 0				

RPI 1-25				RPI 26-50				RPI 51-100				RPI 101+			
RPI	S	Opponent	Score	RPI	S	Opponent	Score	RPI	S	Opponent	Score	RPI	S	Opponent	Score
6	A	Ohio St.	63 95	31	H	Dayton	72 66	62	A	Michigan St.	55 74	174	A	Marist	80 74
16	A	Iowa	67 83	34	H	Princeton	46 60					174	H	Marist	62 56
19	N	Missouri	51 66	36	H	Northern Colo.	60 49					178	A	Hampton	64 58
22	A	Central Mich.	84 70									194	A	Siena	83 72
												194	H	Siena	68 54
												201	A	Richmond	81 65
												212	H	Providence	62 36
												228	A	Niagara	84 55
												228	H	Niagara	77 61
												259	A	Manhattan	80 64
												262	A	Rider	80 59
												262	H	Rider	73 66
												265	A	Fairfield	58 39
												265	H	Fairfield	77 45
												284	A	Canisius	84 55
												284	H	Canisius	64 39
												289	A	Monmouth	76 55
												289	H	Monmouth	77 57
												340	A	Iona	74 38
												340	H	Iona	90 47
												347	H	Saint Peter's	86 39
LAST 12 Division I GAMES:															
289	H	Monmouth	77 57	265	A	Fairfield	58 39								
262	A	Rider	80 59	228	A	Niagara	84 55								
174	A	Marist	80 74	284	A	Canisius	84 55								
194	A	Siena	83 72	265	H	Fairfield	77 45								
284	H	Canisius	64 39	289	A	Monmouth	76 55								
340	H	Iona	90 47	262	H	Rider	73 66								

Non-Div I Games:

Qui nni pi ac

Average RPI Win: **264**  
 Average RPI Loss: **156**

WON-LOST  
RECORD

WINNING  
PCT. RANK

LAST 10  
GAMES

STRENGTH OF  
SCHEDULE

OPP. STRENGTH  
OF SCHEDULE

TEAM  
RPI

ADJ.  
RPI

CONF.  
RPI

ADJ CONF.  
RPI

DIV. I ONLY	20- 7	51	9- 1	337	250	136	136	27	27
DIV. I NON-CONF.	6- 4	122	0- 0	336	89	206	206	28	28
-----									
TOTALS	RPI 1-25	RPI 26-50	W-L RECORDS	RPI 51-100	RPI 101-999	RPI 201+			
20- 7	0- 0	0- 0	OVERALL	1- 3	19- 4	17- 3			
10- 1	0- 0	0- 0	HOME	1- 0	9- 1	8- 1			
8- 5	0- 0	0- 0	AWAY	0- 0	8- 2	7- 2			
2- 1	0- 0	0- 0	NEUTRAL	0- 1	2- 0	2- 0			
6- 4	0- 0	0- 0	NON-CONFERENCE	0- 2	6- 2	6- 1			
3- 0	0- 0	0- 0	HOME	0- 0	3- 0	3- 0			
1- 3	0- 0	0- 0	AWAY	0- 1	1- 2	1- 1			
2- 1	0- 0	0- 0	NEUTRAL	0- 1	2- 0	2- 0			
14- 3	0- 0	0- 0	CONFERENCE	1- 1	13- 2	11- 2			
7- 1	0- 0	0- 0	HOME	1- 0	6- 1	5- 1			
7- 2	0- 0	0- 0	AWAY	0- 1	7- 1	6- 1			
0- 0	0- 0	0- 0	NEUTRAL	0- 0	0- 0	0- 0			

RPI 1-25				RPI 26-50				RPI 51-100				RPI 101+				Team's RPI: 136
RPI	S	Opponent	Score	RPI	S	Opponent	Score	RPI	S	Opponent	Score	RPI	S	Opponent	Score	
								64	A	Virginia Tech	42 68	112	A	North Carolina	46 79	
								67	N	West Virginia	55 75	196	A	High Point	63 48	
								88	A	Liberty	56 61	196	H	High Point	50 47	
								88	H	Liberty	52 45	215	H	UNCG	56 53	
												222	A	Gardner-Webb	53 69	
												222	H	Gardner-Webb	66 46	
												231	A	UNC Asheville	64 48	
												231	H	UNC Asheville	56 67	
												240	N	Abilene Christian	71 65	
												247	A	Presbyterian	64 40	
												247	H	Presbyterian	93 55	
												253	A	Campbell	51 50	
												269	H	Appalachian St.	61 40	
												270	N	Towson	69 66	
												282	H	VCU	79 62	
												306	A	Western Caro.	27 39	
												312	A	Tennessee Tech	60 41	
												322	A	Charleston So.	61 56	
												322	H	Charleston So.	74 57	
												339	A	Winthrop	70 30	
												339	H	Winthrop	78 52	
												342	A	Longwood	52 33	
												342	H	Longwood	81 39	
LAST 12 Division I GAMES:																
				196	A	High Point	63 48					231	A	UNC Asheville	64 48	
				247	A	Presbyterian	64 40					222	H	Gardner-Webb	66 46	
				342	H	Longwood	81 39					253	A	Campbell	51 50	
				339	A	Winthrop	70 30					88	A	Liberty	56 61	
				88	H	Liberty	52 45					196	H	High Point	50 47	
				322	H	Charleston So.	74 57					247	H	Presbyterian	93 55	

Non-Div I Games: UVa-Wise 75 43

Radford

Loss, Non-Conf, S Site, H Home A Away N Neutral

Average RPI Win:	286	WON-LOST	WINNING	LAST 10	STRENGTH OF	OPP. STRENGTH	TEAM	ADJ.	CONF.	ADJ CONF.
Average RPI Loss:	159	RECORD	PCT. RANK	GAMES	SCHEDULE	OF SCHEDULE	RPI	RPI	RPI	RPI
DIV. I ONLY	3- 26	338	0- 9	199	179	333	333	13	13	
DIV. I NON-CONF.	2- 10	300	0- 0	216	257	313	313	10	10	
-----										
TOTALS	RPI 1-25	RPI 26-50	W-L RECORDS	RPI 51-100	RPI 101-999	RPI 201+				
3- 26	0- 0	0- 2	OVERALL	0- 8	3- 16	3- 8				
3- 9	0- 0	0- 1	HOME	0- 1	3- 7	3- 4				
0- 16	0- 0	0- 1	AWAY	0- 7	0- 8	0- 3				
0- 1	0- 0	0- 0	NEUTRAL	0- 0	0- 1	0- 1				
2- 10	0- 0	0- 1	NON-CONFERENCE	0- 3	2- 6	2- 3				
2- 2	0- 0	0- 1	HOME	0- 0	2- 1	2- 1				
0- 7	0- 0	0- 0	AWAY	0- 3	0- 4	0- 1				
0- 1	0- 0	0- 0	NEUTRAL	0- 0	0- 1	0- 1				
1- 16	0- 0	0- 1	CONFERENCE	0- 5	1- 10	1- 5				
1- 7	0- 0	0- 0	HOME	0- 1	1- 6	1- 3				
0- 9	0- 0	0- 1	AWAY	0- 4	0- 4	0- 2				
0- 0	0- 0	0- 0	NEUTRAL	0- 0	0- 0	0- 0				

RPI 1-25				RPI 26-50				RPI 51-100				RPI 101+				Team's RPI: 333
RPI	S	Opponent	Score	RPI	S	Opponent	Score	RPI	S	Opponent	Score	RPI	S	Opponent	Score	
				31	A	Dayton	58 116	62	A	Michigan St.	38 82	126	H	Saint Louis	66 70	
				49	H	Minnesota	60 82	70	A	Penn	66 84	145	A	Saint Joseph's	46 64	
								72	A	Duquesne	71 80	160	A	Samford	37 67	
								79	A	Fordham	53 75	164	A	Jacksonville St.	53 63	
								79	A	Fordham	64 76	174	A	Marist	42 64	
								99	A	George Washington	52 65	184	A	Davidson	67 77	
								100	A	Dartmouth	54 70	184	H	Davidson	67 79	
								100	H	George Mason	53 92	201	H	Richmond	53 74	
												212	A	Providence	41 65	
												232	H	Holy Cross	63 69	
												244	H	La Salle	72 63	
												250	A	St. Bonaventure	70 81	
												250	H	St. Bonaventure	72 77	
												265	H	Fairfield	62 47	
												276	A	Massachusetts	50 87	
												276	H	Massachusetts	59 61	
												282	H	VCU	49 61	
												286	N	Bryant	52 58	
												348	H	UMass Lowell	81 64	
LAST 12 Division I GAMES:																
				79	A	Fordham	53 75	79	A	Fordham	64 76					
				276	A	Massachusetts	50 87	184	H	Davidson	67 79					
				250	H	St. Bonaventure	72 77	276	H	Massachusetts	59 61					
				72	A	Duquesne	71 80	99	A	George Washington	52 65					
				126	H	Saint Louis	66 70	244	H	La Salle	72 63					
				145	A	Saint Joseph's	46 64	250	A	St. Bonaventure	70 81					

Non-Div I Games: Southern Conn. St. 57 62

Rhode Island



R  
i  
c  
h  
m  
o  
n  
d

Ri chmond				Through Games Of March 1, 2018							
Average RPI	Wi n:	249	WON-LOST	WINNING	LAST 10	STRENGTH OF	OPP. STRENGTH	TEAM	ADJ.	CONF.	ADJ CONF.
Average RPI	Loss:	123	RECORD	PCT. RANK	GAMES	SCHEDULE	OF SCHEDULE	RPI	RPI	RPI	RPI
DIV. I ONLY		14- 16	199	7- 3	206	169	201	201	13	13	
DIV. I NON-CONF.		5- 8	220	0- 0	163	230	203	203	10	10	
-----											
TOTALS		RPI 1-25		RPI 26-50	W-L RECORDS		RPI 51-100	RPI 101-999		RPI 201+	
14- 16		0- 0		0- 2	OVERALL		1- 5	13- 9		11- 1	
3- 10		0- 0		0- 2	HOME		0- 3	3- 5		2- 1	
10- 3		0- 0		0- 0	AWAY		1- 0	9- 0		8- 0	
1- 3		0- 0		0- 0	NEUTRAL		0- 1	1- 2		1- 0	
5- 8		0- 0		0- 1	NON-CONFERENCE		0- 2	5- 5		4- 0	
0- 4		0- 0		0- 1	HOME		0- 1	0- 2		0- 0	
4- 1		0- 0		0- 0	AWAY		0- 0	4- 1		3- 0	
1- 3		0- 0		0- 0	NEUTRAL		0- 1	1- 2		1- 0	
9- 8		0- 0		0- 1	CONFERENCE		1- 3	8- 4		7- 1	
3- 6		0- 0		0- 1	HOME		0- 2	3- 3		2- 1	
6- 2		0- 0		0- 0	AWAY		1- 1	5- 1		5- 0	
0- 0		0- 0		0- 0	NEUTRAL		0- 0	0- 0		0- 0	

RPI 1-25				RPI 26-50				RPI 51-100				RPI 101+ Team's RPI: 201			
RPI	S	Opponent	Score	RPI	S	Opponent	Score	RPI	S	Opponent	Score	RPI	S	Opponent	Score
				31	H	Dayton	59 66	72	H	Duquesne	70 78	102	H	Wake Forest	81 85
				42	H	Qui nni pi ac	65 81	79	H	Fordham	38 43	126	H	Saint Loui s	61 79
								81	H	Navy	56 76	131	N	Bethune-Cookman	50 63
								94	N	Wright St.	69 85	145	A	Saint Joseph' s	72 81
								99	A	George Washi ngton	49 36	153	H	William & Mary	64 78
								100	A	George Mason	56 77	169	N	Flori da	80 87
												182	A	Stetson	67 72
												184	H	Davi dson	62 53
												184	H	Davi dson	65 68
												199	A	East Caroli na	65 64
												204	A	Col umbi a	85 79
												244	A	La Salle	60 57
												244	H	La Salle	77 51
												250	A	St. Bonaventure	79 57
												265	A	Fai rfi eld	72 67
												276	A	Massachusetts	51 39
												276	H	Massachusetts	49 58
												282	A	VCU	77 68
												282	H	VCU	59 54
												283	A	Old Domi ni on	54 45
												333	A	Rhode Isl and	74 53
												344	N	Savannah St.	100 63
-----															
LAST 12 Di vi si on I GAMES:															
				184	H	Davi dson	62 53	72	H	Duquesne	70 78				
				99	A	George Washi ngton	49 36	276	A	Massachusetts	51 39				
				276	H	Massachusetts	49 58	282	A	VCU	77 68				
				282	H	VCU	59 54	31	H	Dayton	59 66				
				250	A	St. Bonaventure	79 57	79	H	Fordham	38 43				
				244	A	La Salle	60 57	100	A	George Mason	56 77				

R  
i  
c  
h  
m  
o  
n  
d

Non-Di v I Games:

Ri chmond

Average RPI Win:	295	WON-LOST	WINNING	LAST 10	STRENGTH OF	OPP. STRENGTH	TEAM	ADJ.	CONF.	ADJ CONF.
Average RPI Loss:	176	RECORD	PCT. RANK	GAMES	SCHEDULE	OF SCHEDULE	RPI	RPI	RPI	RPI
DIV. I ONLY	13- 16	209	6- 4	318	307	262	262	28	28	
DIV. I NON-CONF.	3- 8	268	0- 0	285	290	289	289	25	25	
-----										
TOTALS	RPI 1-25	RPI 26-50	W-L RECORDS	RPI 51-100	RPI 101-999	RPI 201+				
13- 16	0- 0	0- 2	OVERALL	0- 2	13- 12	13- 6				
6- 7	0- 0	0- 1	HOME	0- 1	6- 5	6- 2				
7- 8	0- 0	0- 1	AWAY	0- 1	7- 6	7- 4				
0- 1	0- 0	0- 0	NEUTRAL	0- 0	0- 1	0- 0				
3- 8	0- 0	0- 0	NON-CONFERENCE	0- 2	3- 6	3- 3				
1- 3	0- 0	0- 0	HOME	0- 1	1- 2	1- 1				
2- 4	0- 0	0- 0	AWAY	0- 1	2- 3	2- 2				
0- 1	0- 0	0- 0	NEUTRAL	0- 0	0- 1	0- 0				
10- 8	0- 0	0- 2	CONFERENCE	0- 0	10- 6	10- 3				
5- 4	0- 0	0- 1	HOME	0- 0	5- 3	5- 1				
5- 4	0- 0	0- 1	AWAY	0- 0	5- 3	5- 2				
0- 0	0- 0	0- 0	NEUTRAL	0- 0	0- 0	0- 0				

RPI 1-25				RPI 26-50				RPI 51-100				RPI 101+				Team's RPI : 262
RPI	S	Opponent	Score	RPI	S	Opponent	Score	RPI	S	Opponent	Score	RPI	S	Opponent	Score	
42	A	Quinnipiac	66 73	42	H	Quinnipiac	59 80	81	A	Navy	44 63	124	A	Seton Hall	49 85	
								87	H	Bucknell	71 76	151	H	Binghamton	54 76	
												174	A	Marist	67 68	
												174	H	Marist	69 80	
												194	H	Siena	67 71	
												199	N	East Carolina	63 66	
												228	A	Niagara	61 69	
												228	H	Niagara	65 58	
												232	H	Holy Cross	56 83	
												244	A	La Salle	76 55	
												245	A	Lafayette	45 60	
												259	A	Manhattan	53 50	
												259	H	Manhattan	67 51	
												265	A	Fairfield	61 45	
												265	H	Fairfield	57 68	
												284	A	Canisius	62 54	
												284	H	Canisius	70 54	
												289	A	Monmouth	56 63	
												292	H	Vermont	64 49	
												293	A	Mt. St. Mary's	78 82	
												340	A	Iona	62 49	
												340	H	Iona	80 53	
												343	A	NJIT	79 64	
												347	A	Saint Peter's	57 52	
												347	H	Saint Peter's	62 52	
LAST 12 Division I GAMES:																
259	A	Manhattan	53 50	289	A	Monmouth	56 63									
42	H	Quinnipiac	59 80	259	H	Manhattan	67 51									
284	A	Canisius	62 54	265	H	Fairfield	57 68									
228	A	Niagara	61 69	340	A	Iona	62 49									
340	H	Iona	80 53	174	A	Marist	67 68									
347	H	Saint Peter's	62 52	228	H	Niagara	65 58									

Non-Div I Games:

Rider

Average RPI		Win: 260	WON-LOST RECORD	WINNING PCT. RANK	LAST 10 GAMES	STRENGTH OF SCHEDULE	OPP. STRENGTH OF SCHEDULE	TEAM RPI	ADJ. RPI	CONF. RPI	ADJ. CONF. RPI
Loss: 155											
DIV. I ONLY			20- 6	42	8- 2	322	270	128	128	29	29
DIV. I NON-CONF.			6- 4	122	0- 0	312	125	210	210	29	29
TOTALS		RPI 1-25		RPI 26-50		W-L RECORDS		RPI 51-100	RPI 101-999	RPI 201+	
20- 6		0- 0		0- 0		OVERALL		0- 1	20- 5	17- 2	
10- 2		0- 0		0- 0		HOME		0- 0	10- 2	8- 1	
10- 3		0- 0		0- 0		AWAY		0- 1	10- 2	9- 1	
0- 1		0- 0		0- 0		NEUTRAL		0- 0	0- 1	0- 0	
6- 4		0- 0		0- 0		NON-CONFERENCE		0- 1	6- 3	4- 1	
3- 2		0- 0		0- 0		HOME		0- 0	3- 2	2- 1	
3- 1		0- 0		0- 0		AWAY		0- 1	3- 0	2- 0	
0- 1		0- 0		0- 0		NEUTRAL		0- 0	0- 1	0- 0	
14- 2		0- 0		0- 0		CONFERENCE		0- 0	14- 2	13- 1	
7- 0		0- 0		0- 0		HOME		0- 0	7- 0	6- 0	
7- 2		0- 0		0- 0		AWAY		0- 0	7- 2	7- 1	
0- 0		0- 0		0- 0		NEUTRAL		0- 0	0- 0	0- 0	

RPI 1-25				RPI 26-50				RPI 51-100				RPI 101+ Team's RPI: 128					
RPI	S	Opponent	Score	RPI	S	Opponent	Score	RPI	S	Opponent	Score	RPI	S	Opponent	Score		
								62	A	Michigan St.	58	100	115	A	Saint Francis (PA)	47	68
												115	H	Saint Francis (PA)	63	62	
												127	N	San Francisco	45	57	
												144	A	Cal Poly	66	50	
												158	H	Youngstown St.	84	52	
												162	H	Kent St.	31	46	
												211	H	Bowling Green	62	64	
												245	H	Lafayette	63	42	
												252	A	St. Francis Brooklyn	47	49	
												252	H	St. Francis Brooklyn	59	36	
												255	A	Sacred Heart	91	57	
												255	H	Sacred Heart	60	49	
												256	A	Northern Ky.	59	50	
												275	A	LIU Brooklyn	55	44	
												275	H	LIU Brooklyn	60	53	
												285	A	Fairleigh Dickinson	77	68	
												285	H	Fairleigh Dickinson	62	49	
												286	A	Bryant	67	61	
												286	H	Bryant	72	49	
												289	H	Monmouth	56	38	
												293	A	Mt. St. Mary's	77	68	
												295	A	Central Conn. St.	67	51	
												295	H	Central Conn. St.	66	47	
												331	A	Delaware St.	65	42	
												334	A	Wagner	58	52	
LAST 12 Division I GAMES:																	
295	A	Central Conn. St.	67	51	115	A	Saint Francis (PA)	47	68								
286	A	Bryant	67	61	295	H	Central Conn. St.	66	47								
255	H	Sacred Heart	60	49	286	H	Bryant	72	49								
285	H	Fairleigh Dickinson	62	49	293	A	Mt. St. Mary's	77	68								
252	A	St. Francis Brooklyn	47	49	334	A	Wagner	58	52								
275	A	LIU Brooklyn	55	44	115	H	Saint Francis (PA)	63	62								

Non-Div I Games:	Clarion	67	60
------------------	---------	----	----

Robert Morris

■ Loss, ■ Non-Conf, S Site, H Home A Away N Neutral

Average RPI Win: 109

Average RPI Loss: 56

WON-LOST  
RECORDWINNING  
PCT. RANKLAST 10  
GAMESSTRENGTH OF  
SCHEDULEOPP. STRENGTH  
OF SCHEDULETEAM  
RPIADJ.  
RPICONF.  
RPIADJ CONF.  
RPIDIV. I ONLY  
DIV. I NON-CONF.20- 11  
12- 292  
213- 7  
0- 016  
4410  
1939  
1539  
153  
43  
4

TOTALS

RPI 1-25

RPI 26-50

W-L RECORDS

RPI 51-100

RPI 101-999

RPI 201+

20- 11

1- 5

4- 0

OVERALL

6- 4

9- 2

3- 0

13- 3

1- 2

4- 0

HOME

3- 1

5- 0

2- 0

5- 6

0- 2

0- 0

AWAY

2- 3

3- 1

1- 0

2- 2

0- 1

0- 0

NEUTRAL

1- 0

1- 1

0- 0

12- 2

1- 1

2- 0

NON-CONFERENCE

2- 0

7- 1

1- 0

8- 0

1- 0

2- 0

HOME

1- 0

4- 0

1- 0

3- 0

0- 0

0- 0

AWAY

1- 0

2- 0

0- 0

1- 2

0- 1

0- 0

NEUTRAL

0- 0

1- 1

0- 0

8- 9

0- 4

2- 0

CONFERENCE

4- 4

2- 1

2- 0

5- 3

0- 2

2- 0

HOME

2- 1

1- 0

1- 0

2- 6

0- 2

0- 0

AWAY

1- 3

1- 1

1- 0

1- 0

0- 0

0- 0

NEUTRAL

1- 0

0- 0

0- 0

RPI 1-25

RPI 26-50

Team's RPI: 39

RPI 51-100

RPI 101+

RPI	S	Opponent	Score
6	A	Ohio St.	68 90
16	H	Iowa	67 77
17	N	South Carolina	68 78
20	H	NC State	57 53
21	A	Maryland	60 88
21	H	Maryland	54 72

RPI	S	Opponent	Score
30	H	Virginia	52 43
34	H	Princeton	70 50
35	H	Michigan	63 56
49	H	Minnesota	80 70

RPI	S	Opponent	Score
53	A	Indiana	58 64
60	A	Purdue	33 47
60	H	Purdue	58 50
60	N	Purdue	62 60
61	H	Nebraska	42 52
62	A	Michigan St.	61 58
63	A	James Madison	76 63
68	H	Houston	75 57
90	A	Penn St.	67 70
90	H	Penn St.	70 65

RPI	S	Opponent	Score
102	H	Wake Forest	65 51
105	N	Washington St.	60 63
122	N	Western Mich.	75 64
124	H	Seton Hall	70 45
157	A	Charlotte	77 54
168	A	Northwestern	50 63
192	A	Temple	84 67
194	H	Siena	59 47
205	A	Wisconsin	63 50
229	H	Illinois	76 37
285	H	Fairleigh Dickinson	101 35

LAST 12 Division I GAMES:

60	N	Purdue	62	60	35	H	Michigan	63	56
168	A	Northwestern	50	63	21	A	Maryland	60	88
16	H	Iowa	67	77	53	A	Indiana	58	64
205	A	Wisconsin	63	50	61	H	Nebraska	42	52
21	H	Maryland	54	72	90	A	Penn St.	67	70
6	A	Ohio St.	68	90	49	H	Minnesota	80	70

Non-Div I Games:

Rutgers

Loss, 
 Non-Conf, 
 S Site, 
 H Home
A Away 
 N Neutral



Average RPI Win:	259	WON-LOST	WINNING	LAST 10	STRENGTH OF	OPP. STRENGTH	TEAM	ADJ.	CONF.	ADJ CONF.
Average RPI Loss:	145	RECORD	PCT. RANK	GAMES	SCHEDULE	OF SCHEDULE	RPI	RPI	RPI	RPI
DIV. I ONLY	19- 5	38	8- 2	319	296	109	109	26	26	
DIV. I NON-CONF.	4- 3	143	0- 0	284	289	169	169	26	26	
-----										
TOTALS	RPI 1-25	RPI 26-50	W-L RECORDS	RPI 51-100	RPI 101-999	RPI 201+				
19- 5	0- 0	0- 0	OVERALL	1- 3	18- 2	16- 2				
10- 1	0- 0	0- 0	HOME	1- 1	9- 0	8- 0				
7- 4	0- 0	0- 0	AWAY	0- 2	7- 2	6- 2				
2- 0	0- 0	0- 0	NEUTRAL	0- 0	2- 0	2- 0				
4- 3	0- 0	0- 0	NON-CONFERENCE	1- 1	3- 2	3- 2				
2- 0	0- 0	0- 0	HOME	1- 0	1- 0	1- 0				
0- 3	0- 0	0- 0	AWAY	0- 1	0- 2	0- 2				
2- 0	0- 0	0- 0	NEUTRAL	0- 0	2- 0	2- 0				
15- 2	0- 0	0- 0	CONFERENCE	0- 2	15- 0	13- 0				
8- 1	0- 0	0- 0	HOME	0- 1	8- 0	7- 0				
7- 1	0- 0	0- 0	AWAY	0- 1	7- 0	6- 0				
0- 0	0- 0	0- 0	NEUTRAL	0- 0	0- 0	0- 0				

S

F

A

RPI 1-25				RPI 26-50				RPI 51-100				RPI 101+				Team's RPI: 109	
RPI	S	Opponent	Score	RPI	S	Opponent	Score	RPI	S	Opponent	Score	RPI	S	Opponent	Score		
								57	H	South Dakota	77 55	119	A	Central Ark.	55 50		
								91	A	Kansas St.	49 74	119	H	Central Ark.	59 46		
								92	A	Lamar University	65 79	214	A	Montana St.	54 59		
								92	H	Lamar University	58 75	223	A	New Orleans	74 67		
												230	A	Nicholls St.	86 73		
												234	H	A&M-Corpus Christi	59 58		
												238	A	Montana	52 60		
												240	A	Abilene Christian	78 52		
												240	H	Abilene Christian	66 55		
												279	H	McNeese	73 58		
												291	H	Southeastern La.	79 67		
												298	N	Alcorn	83 79		
												309	A	Houston Baptist	76 54		
												315	N	Alabama St.	77 50		
												317	A	Incarnate Word	75 50		
												317	H	Incarnate Word	60 49		
												319	H	Coppin St.	72 59		
												335	H	Sam Houston St.	75 53		
												337	A	Northwestern St.	70 62		
												337	H	Northwestern St.	83 48		
LAST 12 Division I GAMES:																	
240	A	Abilene Christian	78 52	279	H	McNeese	73 58										
92	H	Lamar University	58 75	92	A	Lamar University	65 79										
119	A	Central Ark.	55 50	309	A	Houston Baptist	76 54										
317	A	Incarnate Word	75 50	335	H	Sam Houston St.	75 53										
234	H	A&M-Corpus Christi	59 58	119	H	Central Ark.	59 46										
337	H	Northwestern St.	83 48	240	H	Abilene Christian	66 55										

S

F

A

Non-Div I Games: Howard Payne 105 35 Central Baptist 97 34 Tex. A&M-Commerce 83 61 Cent. Christian (KS) 105 32 SFA

S  
I  
U  
E

SIUE			Through Games Of March 1, 2018								
Average RPI	Win:	252	WON-LOST	WINNING	LAST 10	STRENGTH OF	OPP. STRENGTH	TEAM	ADJ.	CONF.	ADJ CONF.
Average RPI	Loss:	138	RECORD	PCT. RANK	GAMES	SCHEDULE	OF SCHEDULE	RPI	RPI	RPI	RPI
DIV. I ONLY			17- 13	131	6- 4	188	255	155	155	25	25
DIV. I NON-CONF.			3- 8	268	0- 0	84	74	218	218	27	27
-----											
TOTALS		RPI 1-25		RPI 26-50		W-L RECORDS	RPI 51-100	RPI 101-999		RPI 201+	
17- 13		0- 2		0- 0		OVERALL	0- 4	17- 7		12- 4	
10- 4		0- 1		0- 0		HOME	0- 1	10- 2		7- 0	
6- 8		0- 1		0- 0		AWAY	0- 3	6- 4		4- 3	
1- 1		0- 0		0- 0		NEUTRAL	0- 0	1- 1		1- 1	
3- 8		0- 2		0- 0		NON-CONFERENCE	0- 2	3- 4		1- 2	
2- 3		0- 1		0- 0		HOME	0- 0	2- 2		1- 0	
1- 4		0- 1		0- 0		AWAY	0- 2	1- 1		0- 1	
0- 1		0- 0		0- 0		NEUTRAL	0- 0	0- 1		0- 1	
14- 5		0- 0		0- 0		CONFERENCE	0- 2	14- 3		11- 2	
8- 1		0- 0		0- 0		HOME	0- 1	8- 0		6- 0	
5- 4		0- 0		0- 0		AWAY	0- 1	5- 3		4- 2	
1- 0		0- 0		0- 0		NEUTRAL	0- 0	1- 0		1- 0	

S  
I  
U  
E

RPI 1-25				RPI 26-50				RPI 51-100				RPI 101+ Team's RPI: 155			
RPI	S	Opponent	Score	RPI	S	Opponent	Score	RPI	S	Opponent	Score	RPI	S	Opponent	Score
19	A	Missouri	48 78					52	A	FGCU	49 66	110	H	Northern Ill.	75 86
22	H	Central Mich.	56 94					61	A	Nebraska	53 62	126	H	Saint Louis	79 72
								66	A	Bel mont	64 86	156	A	Southern Ill.	57 53
								66	H	Bel mont	55 72	164	H	Jacksonville St.	65 41
												170	A	UT Martin	64 72
												170	H	UT Martin	73 70
												182	H	Stetson	61 65
												193	A	Morehead St.	66 51
												225	N	Akron	58 59
												227	A	Southeast Mo. St.	62 72
												227	H	Southeast Mo. St.	65 57
												248	A	Austin Peay	61 38
												248	H	Austin Peay	67 55
												248	N	Austin Peay	76 43
												249	A	Illinois St.	47 62
												290	A	Murray St.	75 70
												290	H	Murray St.	77 68
												296	H	Air Force	76 40
												312	H	Tennessee Tech	65 58
												313	A	Eastern Ky.	62 60
												329	A	Tennessee St.	88 76
												329	H	Tennessee St.	74 63
												346	A	Eastern Ill.	72 76
												346	H	Eastern Ill.	62 52
LAST 12 Division I GAMES:															
				248	N	Austin Peay	76 43					346	H	Eastern Ill.	62 52
				346	A	Eastern Ill.	72 76					164	H	Jacksonville St.	65 41
				248	H	Austin Peay	67 55					312	H	Tennessee Tech	65 58
				227	A	Southeast Mo. St.	62 72					66	A	Bel mont	64 86
				170	A	UT Martin	64 72					329	A	Tennessee St.	88 76
				290	H	Murray St.	77 68					170	H	UT Martin	73 70

Non-Div I Games:

SIUE

SMU				WON-LOST RECORD	WINNING PCT. RANK	LAST 10 GAMES	STRENGTH OF SCHEDULE	OPP. STRENGTH OF SCHEDULE	TEAM RPI	ADJ. RPI	CONF. RPI	ADJ CONF. RPI
Average RPI	Win:											
Average RPI	Loss:	214										
		103										
DIV. I ONLY		10- 19		256		3- 7	89	92	209	209	8	8
DIV. I NON-CONF.		6- 7		184		0- 0	132	199	170	170	7	7
-----												
TOTALS	RPI 1-25		RPI 26-50		W-L RECORDS		RPI 51-100		RPI 101-999		RPI 201+	
10- 19	0- 3		0- 3		OVERALL		0- 4		10- 9		6- 2	
8- 6	0- 1		0- 1		HOME		0- 2		8- 2		5- 0	
1- 13	0- 2		0- 2		AWAY		0- 2		1- 7		0- 2	
1- 0	0- 0		0- 0		NEUTRAL		0- 0		1- 0		1- 0	
6- 7	0- 1		0- 1		NON-CONFERENCE		0- 2		6- 3		5- 2	
5- 1	0- 0		0- 0		HOME		0- 1		5- 0		4- 0	
0- 6	0- 1		0- 1		AWAY		0- 1		0- 3		0- 2	
1- 0	0- 0		0- 0		NEUTRAL		0- 0		1- 0		1- 0	
4- 12	0- 2		0- 2		CONFERENCE		0- 2		4- 6		1- 0	
3- 5	0- 1		0- 1		HOME		0- 1		3- 2		1- 0	
1- 7	0- 1		0- 1		AWAY		0- 1		1- 4		0- 0	
0- 0	0- 0		0- 0		NEUTRAL		0- 0		0- 0		0- 0	

RPI 1-25				RPI 26-50				RPI 51-100				RPI 101+ Team's RPI: 209			
RPI	S	Opponent	Score	RPI	S	Opponent	Score	RPI	S	Opponent	Score	RPI	S	Opponent	Score
2	H	UConn	36 80	29	A	Oklahoma	75 87	68	A	Houston	56 60	116	H	Cincinnati	40 58
14	A	South Fla.	54 64	44	A	UCF	43 58	68	H	Houston	75 85	128	A	Tulane	46 52
18	A	Texas A&M	57 79	44	H	UCF	42 60	78	H	TCU	58 64	135	A	Wichita St.	43 66
								93	A	Alabama	44 59	135	H	Wichita St.	45 52
												141	H	Loyola Marymount	63 60
												167	A	UT Arlington	55 58
												187	A	Memphis	53 35
												192	A	Temple	52 55
												192	H	Temple	60 56
												199	A	East Carolina	47 76
												199	H	East Carolina	65 51
												206	H	CSU Bakersfield	41 29
												207	A	Nevada	72 80
												210	H	Tulsa	74 70
												226	A	North Texas	40 47
												230	H	Nicholls St.	68 61
												240	H	Abilene Christian	65 44
												258	N	UC Riverside	73 51
												279	H	McNeese	65 59
-----															
LAST 12 Division I GAMES:															
128	A	Tulane	46 52	199	A	East Carolina	47 76								
2	H	UConn	36 80	192	H	Temple	60 56								
135	H	Wichita St.	45 52	68	A	Houston	56 60								
14	A	South Fla.	54 64	116	H	Cincinnati	40 58								
187	A	Memphis	53 35	44	A	UCF	43 58								
210	H	Tulsa	74 70	135	A	Wichita St.	43 66								

Non-Div I Games:

SMU

■ Loss, 
 ■ Non-Conf, 
 ■ S Site, 
 ■ Home 
 ■ Away 
 N Neutral

Average RPI Win:	228	WON-LOST	WINNING	LAST 10	STRENGTH OF	OPP. STRENGTH	TEAM	ADJ.	CONF.	ADJ CONF.
Average RPI Loss:	143	RECORD	PCT. RANK	GAMES	SCHEDULE	OF SCHEDULE	RPI	RPI	RPI	RPI
DIV. I ONLY	6- 21	311	4- 6	133	190	277	277	19	19	
DIV. I NON-CONF.	1- 9	318	0- 0	73	58	249	249	13	13	
-----										
TOTALS	RPI 1-25	RPI 26-50	W-L RECORDS	RPI 51-100	RPI 101-999	RPI 201+				
6- 21	0- 0	0- 1	OVERALL	0- 4	6- 16	4- 4				
4- 5	0- 0	0- 0	HOME	0- 0	4- 5	3- 1				
1- 14	0- 0	0- 0	AWAY	0- 4	1- 10	0- 3				
1- 2	0- 0	0- 1	NEUTRAL	0- 0	1- 1	1- 0				
1- 9	0- 0	0- 1	NON-CONFERENCE	0- 4	1- 4	1- 1				
0- 0	0- 0	0- 0	HOME	0- 0	0- 0	0- 0				
0- 7	0- 0	0- 0	AWAY	0- 4	0- 3	0- 1				
1- 2	0- 0	0- 1	NEUTRAL	0- 0	1- 1	1- 0				
5- 12	0- 0	0- 0	CONFERENCE	0- 0	5- 12	3- 3				
4- 5	0- 0	0- 0	HOME	0- 0	4- 5	3- 1				
1- 7	0- 0	0- 0	AWAY	0- 0	1- 7	0- 2				
0- 0	0- 0	0- 0	NEUTRAL	0- 0	0- 0	0- 0				

RPI 1-25				RPI 26-50				RPI 51-100				RPI 101+ Team's RPI: 277			
RPI	S	Opponent	Score	RPI	S	Opponent	Score	RPI	S	Opponent	Score	RPI	S	Opponent	Score
				47	N	Miami (FL)	56 82	56	A	UC Davis	72 79	110	N	Northern Ill.	75 84
								58	A	Arizona St.	58 106	127	A	San Francisco	76 90
								67	A	West Virginia	47 101	132	A	Portland St.	73 74
								85	A	Kentucky	70 101	132	H	Portland St.	72 81
												143	A	Eastern Wash.	76 83
												143	H	Eastern Wash.	72 83
												148	A	Idaho	66 101
												148	H	Idaho	79 64
												149	A	Idaho St.	71 83
												149	H	Idaho St.	71 85
												150	A	Weber St.	73 86
												150	H	Weber St.	56 78
												181	A	North Dakota	72 66
												193	A	Morehead St.	71 75
												207	A	Nevada	68 95
												214	A	Montana St.	50 85
												214	H	Montana St.	88 77
												238	A	Montana	59 68
												238	H	Montana	79 64
												258	N	UC Riverside	99 72
												305	H	Northern Ariz.	90 95
												328	H	Southern Utah	79 77
-----															
LAST 12 Division I GAMES:															
				181	A	North Dakota	72 66	214	H	Montana St.	88 77				
				328	H	Southern Utah	79 77	148	A	Idaho	66 101				
				305	H	Northern Ariz.	90 95	143	A	Eastern Wash.	76 83				
				150	A	Weber St.	73 86	132	H	Portland St.	72 81				
				149	A	Idaho St.	71 83	149	H	Idaho St.	71 85				
				238	H	Montana	79 64	150	H	Weber St.	56 78				

Non-Div I Games: Antelope Valley 95 62

Sacramento St.

## Sacred Heart

Through Games Of March 1, 2018

Average RPI Win: 265

Average RPI Loss: 201

WON-LOST  
RECORDWINNING  
PCT. RANKLAST 10  
GAMESSTRENGTH OF  
SCHEDULEOPP. STRENGTH  
OF SCHEDULETEAM  
RPIADJ.  
RPICONF.  
RPIADJ CONF.  
RPIDIV. I ONLY  
DIV. I NON-CONF.12- 16  
4- 7220  
2266- 4  
0- 0290  
212317  
282255  
244255  
24429  
2929  
29

TOTALS

RPI 1-25

RPI 26-50

W-L RECORDS

RPI 51-100

RPI 101-999

RPI 201+

12- 16

0- 1

0- 0

OVERALL

0- 1

12- 14

11- 8

7- 6

0- 0

0- 0

HOME

0- 0

7- 6

7- 3

5- 10

0- 1

0- 0

AWAY

0- 1

5- 8

4- 5

0- 0

0- 0

0- 0

NEUTRAL

0- 0

0- 0

0- 0

4- 7

0- 1

0- 0

NON-CONFERENCE

0- 1

4- 5

4- 2

3- 2

0- 0

0- 0

HOME

0- 0

3- 2

3- 1

1- 5

0- 1

0- 0

AWAY

0- 1

1- 3

1- 1

0- 0

0- 0

0- 0

NEUTRAL

0- 0

0- 0

0- 0

8- 9

0- 0

0- 0

CONFERENCE

0- 0

8- 9

7- 6

4- 4

0- 0

0- 0

HOME

0- 0

4- 4

4- 2

4- 5

0- 0

0- 0

AWAY

0- 0

4- 5

3- 4

0- 0

0- 0

0- 0

NEUTRAL

0- 0

0- 0

0- 0

RPI 1-25

RPI 26-50

RPI 51-100

RPI 101+

Team's RPI: 255

RPI S Opponent Score  
7 A Florida St. 52 101

RPI S Opponent Score

RPI S Opponent Score  
54 A Harvard 62 70

RPI	S	Opponent	Score
115	A	Saint Francis (PA)	69 68
115	H	Saint Francis (PA)	48 89
128	A	Robert Morris	49 60
128	H	Robert Morris	57 91
175	A	Brown	77 102
183	H	New Hampshire	47 74
194	A	Siena	57 62
202	H	Lehigh	65 55
212	H	Providence	78 75
239	H	Hofstra	81 86
252	A	St. Francis Brooklyn	48 63
252	H	St. Francis Brooklyn	66 60
259	H	Manhattan	65 61
275	A	LIU Brooklyn	50 46
275	H	LIU Brooklyn	63 43
285	A	Fairleigh Dickinson	59 69
286	A	Bryant	56 60
286	H	Bryant	73 81
289	A	Monmouth	64 69
293	A	Mt. St. Mary's	82 52
293	H	Mt. St. Mary's	56 44
295	A	Central Conn. St.	59 69
295	H	Central Conn. St.	71 73
334	A	Wagner	72 55
334	H	Wagner	61 49
341	A	Florida A&M	73 68

LAST 12 Division I GAMES:

275	H	LIU Brooklyn	63 43
252	H	St. Francis Brooklyn	66 60
128	A	Robert Morris	49 60
115	A	Saint Francis (PA)	69 68
293	H	Mt. St. Mary's	56 44
334	H	Wagner	61 49

286	A	Bryant	56 60
295	H	Central Conn. St.	71 73
252	A	St. Francis Brooklyn	48 63
275	A	LIU Brooklyn	50 46
285	A	Fairleigh Dickinson	59 69
286	H	Bryant	73 81

Non-Div I Games:

Sacred Heart

Loss, Non-Conf, S Site, H Home A Away N Neutral

Average RPI Win:	260	WON-LOST	WINNING	LAST 10	STRENGTH OF	OPP. STRENGTH	TEAM	ADJ.	CONF.	ADJ CONF.
Average RPI Loss:	143	RECORD	PCT. RANK	GAMES	SCHEDULE	OF SCHEDULE	RPI	RPI	RPI	RPI
DIV. I ONLY	18- 9	81	9- 1	230	279	115	115	29	29	
DIV. I NON-CONF.	4- 7	226	0- 0	156	135	176	176	29	29	
-----										
TOTALS	RPI 1-25	RPI 26-50	W-L RECORDS	RPI 51-100	RPI 101-999	RPI 201+				
18- 9	0- 0	0- 1	OVERALL	0- 2	18- 6	15- 3				
8- 2	0- 0	0- 0	HOME	0- 0	8- 2	6- 1				
9- 6	0- 0	0- 1	AWAY	0- 2	9- 2	8- 0				
1- 1	0- 0	0- 0	NEUTRAL	0- 0	1- 1	1- 1				
4- 7	0- 0	0- 1	NON-CONFERENCE	0- 2	4- 4	2- 2				
1- 1	0- 0	0- 0	HOME	0- 0	1- 1	0- 0				
2- 5	0- 0	0- 1	AWAY	0- 2	2- 2	1- 1				
1- 1	0- 0	0- 0	NEUTRAL	0- 0	1- 1	1- 1				
14- 2	0- 0	0- 0	CONFERENCE	0- 0	14- 2	13- 1				
7- 1	0- 0	0- 0	HOME	0- 0	7- 1	6- 1				
7- 1	0- 0	0- 0	AWAY	0- 0	7- 1	7- 0				
0- 0	0- 0	0- 0	NEUTRAL	0- 0	0- 0	0- 0				

RPI 1-25				RPI 26-50				RPI 51-100				RPI 101+ Team's RPI: 115			
RPI	S	Opponent	Score	RPI	S	Opponent	Score	RPI	S	Opponent	Score	RPI	S	Opponent	Score
				40	A	Gonzaga	74 97	69	A	Toledo	66 74	116	A	Cincinnati	77 73
								72	A	Duquesne	68 87	128	A	Robert Morris	62 63
												128	H	Robert Morris	68 47
												142	A	Boise St.	59 87
												153	H	William & Mary	86 92
												158	H	Youngstown St.	79 65
												204	A	Columbia	81 94
												227	N	Southeast Mo. St.	50 82
												252	A	St. Francis Brooklyn	94 71
												252	H	St. Francis Brooklyn	90 75
												255	A	Sacred Heart	89 48
												255	H	Sacred Heart	68 69
												275	A	LIU Brooklyn	85 54
												275	H	LIU Brooklyn	101 71
												283	N	Old Dominion	79 68
												285	A	Fairleigh Dickinson	80 56
												285	H	Fairleigh Dickinson	80 61
												286	A	Bryant	94 78
												286	H	Bryant	87 69
												293	H	Mt. St. Mary's	92 88
												295	A	Central Conn. St.	85 75
												295	H	Central Conn. St.	87 59
												318	A	Portland	106 101
												334	A	Wagner	79 76
LAST 12 Division I GAMES:															
				286	A	Bryant	94 78	128	H	Robert Morris	68 47				
				295	A	Central Conn. St.	85 75	286	H	Bryant	87 69				
				285	H	Fairleigh Dickinson	80 61	295	H	Central Conn. St.	87 59				
				255	H	Sacred Heart	68 69	334	A	Wagner	79 76				
				275	A	LIU Brooklyn	85 54	293	H	Mt. St. Mary's	92 88				
				252	A	St. Francis Brooklyn	94 71	128	A	Robert Morris	62 63				

Non-Div I Games: Seton Hill 103 71

Saint Francis (PA)

Average RPI Win:	220	WON-LOST	WINNING	LAST 10	STRENGTH OF	OPP. STRENGTH	TEAM	ADJ.	CONF.	ADJ CONF.
Average RPI Loss:	117	RECORD	PCT. RANK	GAMES	SCHEDULE	OF SCHEDULE	RPI	RPI	RPI	RPI
DIV. I ONLY	16- 13	141	7- 3	183	136	145	145	13	13	
DIV. I NON-CONF.	5- 7	212	0- 0	148	153	168	168	10	10	
-----										
TOTALS	RPI 1-25	RPI 26-50	W-L RECORDS	RPI 51-100	RPI 101-999	RPI 201+				
16- 13	0- 0	0- 4	OVERALL	4- 4	12- 5	10- 2				
7- 6	0- 0	0- 2	HOME	0- 4	7- 0	6- 0				
9- 6	0- 0	0- 1	AWAY	4- 0	5- 5	4- 2				
0- 1	0- 0	0- 1	NEUTRAL	0- 0	0- 0	0- 0				
5- 7	0- 0	0- 3	NON-CONFERENCE	2- 1	3- 3	3- 1				
2- 2	0- 0	0- 1	HOME	0- 1	2- 0	2- 0				
3- 4	0- 0	0- 1	AWAY	2- 0	1- 3	1- 1				
0- 1	0- 0	0- 1	NEUTRAL	0- 0	0- 0	0- 0				
11- 6	0- 0	0- 1	CONFERENCE	2- 3	9- 2	7- 1				
5- 4	0- 0	0- 1	HOME	0- 3	5- 0	4- 0				
6- 2	0- 0	0- 0	AWAY	2- 0	4- 2	3- 1				
0- 0	0- 0	0- 0	NEUTRAL	0- 0	0- 0	0- 0				

RPI 1-25				RPI 26-50				RPI 51-100				RPI 101+				Team's RPI: 145	
RPI	S	Opponent	Score	RPI	S	Opponent	Score	RPI	S	Opponent	Score	RPI	S	Opponent	Score		
				27	A	Villanova	44 79	63	A	James Madison	73 66	126	A	Saint Louis	73 96		
				31	H	Dayton	59 65	70	H	Penn	50 57	169	A	Florida	51 71		
				34	N	Princeton	54 63	72	A	Duquesne	69 50	184	A	Davidson	64 62		
				43	H	Drexel	58 65	72	H	Duquesne	42 61	192	A	Temple	66 69		
								79	A	Fordham	52 50	201	H	Richmond	81 72		
								87	A	Bucknell	77 53	228	A	Niagara	93 69		
								99	H	George Washington	46 49	244	A	La Salle	75 64		
								100	H	George Mason	57 65	244	H	La Salle	70 49		
												250	A	St. Bonaventure	70 64		
												270	A	Towson	66 90		
												276	A	Massachusetts	84 79		
												282	A	VCU	54 56		
												282	H	VCU	72 63		
												282	H	VCU	79 41		
												333	H	Rhode Island	64 46		
												346	H	Eastern Ill.	80 62		
												347	H	Saint Peter's	87 58		
LAST 12 Division I GAMES:																	
				282	H	VCU	72 63	333	H	Rhode Island	64 46						
				79	A	Fordham	52 50	100	H	George Mason	57 65						
				99	H	George Washington	46 49	282	A	VCU	54 56						
				244	H	La Salle	70 49	244	A	La Salle	75 64						
				184	A	Davidson	64 62	72	H	Duquesne	42 61						
				72	A	Duquesne	69 50	126	A	Saint Louis	73 96						

Non-Div I Games:

Saint Joseph's

Average RPI Win:	187	WON-LOST	WINNING	LAST 10	STRENGTH OF	OPP. STRENGTH	TEAM	ADJ.	CONF.	ADJ CONF.
Average RPI Loss:	109	RECORD	PCT. RANK	GAMES	SCHEDULE	OF SCHEDULE	RPI	RPI	RPI	RPI
DIV. I ONLY	16- 14	162	6- 4	104	100	126	126	13	13	
DIV. I NON-CONF.	6- 7	184	0- 0	138	30	149	149	10	10	
-----										
TOTALS	RPI 1-25	RPI 26-50	W-L RECORDS	RPI 51-100	RPI 101-999	RPI 201+				
16- 14	0- 2	1- 2	OVERALL	2- 4	13- 6	7- 2				
10- 4	0- 0	1- 0	HOME	1- 2	8- 2	5- 0				
4- 9	0- 1	0- 1	AWAY	1- 1	3- 1	2- 0				
2- 1	0- 0	0- 1	NEUTRAL	0- 0	2- 0	0- 0				
6- 7	0- 2	0- 1	NON-CONFERENCE	0- 0	6- 4	3- 0				
3- 2	0- 0	0- 0	HOME	0- 0	3- 2	2- 0				
1- 4	0- 2	0- 0	AWAY	0- 0	1- 2	1- 0				
2- 1	0- 0	0- 1	NEUTRAL	0- 0	2- 0	0- 0				
10- 7	0- 0	1- 1	CONFERENCE	2- 4	7- 2	4- 2				
7- 2	0- 0	1- 0	HOME	1- 2	5- 0	3- 0				
3- 5	0- 0	0- 1	AWAY	1- 2	2- 2	1- 2				
0- 0	0- 0	0- 0	NEUTRAL	0- 0	0- 0	0- 0				

RPI 1-25				RPI 26-50				RPI 51-100				RPI 101+ Team's RPI: 126			
RPI	S	Opponent	Score	RPI	S	Opponent	Score	RPI	S	Opponent	Score	RPI	S	Opponent	Score
19	A	Missouri	58 70	26	N	LSU	59 71	72	H	Duquesne	66 76	103	H	Little Rock	48 45
24	A	DePaul	78 86	31	A	Dayton	76 101	79	A	Fordham	63 66	105	A	Washington St.	63 85
				31	H	Dayton	85 72	79	H	Fordham	91 85	114	N	Cleveland St.	80 64
								99	A	George Washington	72 69	141	H	Loyola Marymount	60 62
								99	H	George Washington	58 71	145	H	Saint Joseph's	96 73
								100	A	George Mason	72 81	147	H	Vanderbilt	69 74
												155	A	SIUE	72 79
												159	N	Ole Miss	79 64
												184	H	Davidson	88 72
												201	A	Richmond	79 61
												210	H	Tulsa	77 66
												244	A	La Salle	76 87
												250	H	St. Bonaventure	78 55
												261	A	Indiana St.	60 59
												264	H	Lipscomb	101 57
												276	H	Massachusetts	70 64
												276	H	Massachusetts	64 63
												282	A	VCU	84 88
												333	A	Rhode Island	70 66
-----															
LAST 12 Division I GAMES:															
276	H	Massachusetts	70 64	244	A	La Salle	76 87								
31	H	Dayton	85 72	184	H	Davidson	88 72								
282	A	VCU	84 88	79	H	Fordham	91 85								
99	H	George Washington	58 71	99	A	George Washington	72 69								
72	H	Duquesne	66 76	100	A	George Mason	72 81								
333	A	Rhode Island	70 66	145	H	Saint Joseph's	96 73								

Non-Div I Games:

Saint Louis



## Saint Mary's (CA)

Through Games Of March 1, 2018

Average RPI Win:	175	WON-LOST	WINNING	LAST 10	STRENGTH OF	OPP. STRENGTH	TEAM	ADJ.	CONF.	ADJ CONF.
Average RPI Loss:	117	RECORD	PCT. RANK	GAMES	SCHEDULE	OF SCHEDULE	RPI	RPI	RPI	RPI
DIV. I ONLY	20- 9	71	7- 3	108	109	73	73	14	14	
DIV. I NON-CONF.	7- 4	102	0- 0	45	45	51	51	11	11	
-----										
TOTALS	RPI 1-25	RPI 26-50	W-L RECORDS	RPI 51-100	RPI 101-999	RPI 201+				
20- 9	0- 0	1- 2	OVERALL	1- 2	18- 5	5- 1				
11- 3	0- 0	0- 1	HOME	1- 1	10- 1	3- 0				
7- 6	0- 0	1- 1	AWAY	0- 1	6- 4	2- 1				
2- 0	0- 0	0- 0	NEUTRAL	0- 0	2- 0	0- 0				
7- 4	0- 0	0- 1	NON-CONFERENCE	1- 2	6- 1	0- 0				
4- 1	0- 0	0- 0	HOME	1- 1	3- 0	0- 0				
1- 3	0- 0	0- 1	AWAY	0- 1	1- 1	0- 0				
2- 0	0- 0	0- 0	NEUTRAL	0- 0	2- 0	0- 0				
13- 5	0- 0	1- 1	CONFERENCE	0- 0	12- 4	5- 1				
7- 2	0- 0	0- 1	HOME	0- 0	7- 1	3- 0				
6- 3	0- 0	1- 0	AWAY	0- 0	5- 3	2- 1				
0- 0	0- 0	0- 0	NEUTRAL	0- 0	0- 0	0- 0				

RPI 1-25				RPI 26-50				RPI 51-100				Team's RPI : 73				RPI 101+			
RPI	S	Opponent	Score	RPI	S	Opponent	Score	RPI	S	Opponent	Score	RPI	S	Opponent	Score	RPI	S	Opponent	Score
				40	A	Gonzaga	72 56	53	H	Indiana	88 82	105	H	Washington St.	81 75				
				40	H	Gonzaga	65 73	56	H	UC Davis	50 74	107	A	Utah	63 74				
				41	A	Cal i forni a	80 87	60	A	Purdue	60 70	127	A	San Franci sco	73 59				
												127	H	San Franci sco	72 64				
												141	A	Loyol a Marymount	57 69				
												141	H	Loyol a Marymount	65 75				
												142	A	Boise St.	74 72				
												143	N	Eastern Wash.	76 56				
												144	H	Cal Poly	82 64				
												152	A	BYU	54 63				
												152	H	BYU	57 49				
												170	N	UT Martin	69 58				
												173	A	San Di ego	75 53				
												173	H	San Di ego	66 57				
												191	A	Paci fi c	70 69				
												191	H	Paci fi c	96 88				
												198	H	UC Santa Barbara	89 59				
												242	A	Pepperdi ne	82 75				
												242	H	Pepperdi ne	75 62				
												287	A	Santa Clara	72 51				
												287	H	Santa Clara	59 46				
												318	A	Portl and	65 68				
												318	H	Portl and	77 49				
LAST 12 Di vi si on I GAMES:																			
				287	A	Santa Clara	72 51	173	H	San Di ego	66 57								
				242	A	Pepperdi ne	82 75	127	A	San Franci sco	73 59								
				318	H	Portl and	77 49	318	A	Portl and	65 68								
				127	H	San Franci sco	72 64	152	A	BYU	54 63								
				40	A	Gonzaga	72 56	191	H	Paci fi c	96 88								
				141	H	Loyol a Marymount	65 75	40	H	Gonzaga	65 73								

Non-Di v I Games:

Saint Mary's (CA)

■ Loss, 
 ■ Non-Conf, 
 ■ S Site, 
 ■ Home 
 ■ Away 
 N Neutral

Average RPI Win:	250	WON-LOST	WINNING	LAST 10	STRENGTH OF	OPP. STRENGTH	TEAM	ADJ.	CONF.	ADJ CONF.
Average RPI Loss:	240	RECORD	PCT. RANK	GAMES	SCHEDULE	OF SCHEDULE	RPI	RPI	RPI	RPI
DIV. I ONLY	4- 26	330	0- 10	341	330	347	347	28	28	
DIV. I NON-CONF.	3- 8	268	0- 0	317	341	318	318	25	25	
-----										
TOTALS	RPI 1-25	RPI 26-50	W-L RECORDS	RPI 51-100	RPI 101-999	RPI 201+				
4- 26	0- 0	0- 1	OVERALL	0- 0	4- 25	3- 19				
2- 11	0- 0	0- 0	HOME	0- 0	2- 11	2- 8				
1- 14	0- 0	0- 1	AWAY	0- 0	1- 12	1- 9				
1- 1	0- 0	0- 0	NEUTRAL	0- 0	1- 1	0- 1				
3- 8	0- 0	0- 0	NON-CONFERENCE	0- 0	3- 8	2- 5				
1- 3	0- 0	0- 0	HOME	0- 0	1- 3	1- 2				
1- 5	0- 0	0- 0	AWAY	0- 0	1- 5	1- 3				
1- 0	0- 0	0- 0	NEUTRAL	0- 0	1- 0	0- 0				
1- 18	0- 0	0- 1	CONFERENCE	0- 0	1- 17	1- 14				
1- 8	0- 0	0- 0	HOME	0- 0	1- 8	1- 6				
0- 9	0- 0	0- 1	AWAY	0- 0	0- 8	0- 7				
0- 1	0- 0	0- 0	NEUTRAL	0- 0	0- 1	0- 1				

RPI 1-25				RPI 26-50				RPI 51-100				RPI 101+ Team's RPI: 347			
RPI	S	Opponent	Score	RPI	S	Opponent	Score	RPI	S	Opponent	Score	RPI	S	Opponent	Score
				42	A	Quinnipiac	39 86					121	N	Delaware	90 87
												124	A	Seton Hall	49 91
												130	H	Yale	49 70
												145	A	Saint Joseph's	58 87
												174	H	Marist	53 86
												194	A	Siena	36 70
												194	H	Siena	59 62
												228	A	Niagara	54 64
												228	H	Niagara	52 87
												228	N	Niagara	48 60
												245	H	Lafayette	64 61
												252	H	St. Francis Brooklyn	49 64
												259	A	Manhattan	64 76
												259	H	Manhattan	39 60
												262	A	Rider	52 62
												262	H	Rider	52 57
												265	A	Fairfield	41 62
												265	H	Fairfield	40 62
												275	A	LIU Brooklyn	46 57
												276	A	Massachusetts	65 81
												284	A	Canisius	49 52
												284	H	Canisius	53 66
												285	A	Fairleigh Dickinson	59 69
												289	A	Monmouth	44 51
												289	H	Monmouth	67 47
												340	A	Iona	42 52
												340	H	Iona	31 55
												343	A	NJIT	59 52
												348	H	UMass Lowell	60 66
-----															
				LAST 12 Division I GAMES:											
				228	N	Niagara	48 60	284	A	Canisius	49 52				
				194	A	Siena	36 70	228	A	Niagara	54 64				
				259	H	Manhattan	39 60	194	H	Siena	59 62				
				265	H	Fairfield	40 62	340	A	Iona	42 52				
				340	H	Iona	31 55	289	H	Monmouth	67 47				
				262	A	Rider	52 62	228	H	Niagara	52 87				

Non-Div I Games:

Saint Peter's

Average RPI Win:	299	WON-LOST	WINNING	LAST 10	STRENGTH OF	OPP. STRENGTH	TEAM	ADJ.	CONF.	ADJ CONF.
Average RPI Loss:	196	RECORD	PCT. RANK	GAMES	SCHEDULE	OF SCHEDULE	RPI	RPI	RPI	RPI
DIV. I ONLY	2- 22	341	1- 9	200	337	335	335	26	26	
DIV. I NON-CONF.	1- 6	306	0- 0	46	343	273	273	26	26	
-----										
TOTALS	RPI 1-25	RPI 26-50	W-L RECORDS	RPI 51-100	RPI 101-999	RPI 201+				
2- 22	0- 0	0- 1	OVERALL	0- 2	2- 19	2- 12				
1- 11	0- 0	0- 0	HOME	0- 1	1- 10	1- 7				
1- 11	0- 0	0- 0	AWAY	0- 0	1- 2	1- 2				
0- 0	0- 0	0- 0	NEUTRAL	0- 0	0- 0	0- 0				
1- 6	0- 0	0- 1	NON-CONFERENCE	0- 0	1- 5	1- 1				
1- 3	0- 0	0- 0	HOME	0- 0	1- 3	1- 1				
0- 3	0- 0	0- 1	AWAY	0- 0	0- 2	0- 0				
0- 0	0- 0	0- 0	NEUTRAL	0- 0	0- 0	0- 0				
1- 16	0- 0	0- 0	CONFERENCE	0- 2	1- 14	1- 11				
0- 8	0- 0	0- 0	HOME	0- 1	0- 7	0- 6				
1- 8	0- 0	0- 0	AWAY	0- 1	1- 7	1- 5				
0- 0	0- 0	0- 0	NEUTRAL	0- 0	0- 0	0- 0				

RPI	S	Opponent	Score	RPI	S	Opponent	Score	RPI	S	Opponent	Score	RPI	S	Opponent	Score	Team's RPI: 335
26	A	LSU	58 71	92	A	Lamar Uni versi ty	44 91	109	A	SFA	53 75	117	H	Rice	50 79	
				92	H	Lamar Uni versi ty	44 68	119	A	Central Ark.	44 69	119	H	Central Ark.	53 73	
								138	A	Arkansas	54 65	140	H	Texas St.	41 73	
								184	A	Southern Mi ss.	38 58	219	H	Texas Southern	58 77	
								223	A	New Orleans	50 77	230	H	Ni choll s St.	65 70	
								234	A	A&M-Corpus Christi	48 62	234	H	A&M-Corpus Christi	57 67	
								240	A	Abilene Christian	65 83	240	H	Abilene Christian	72 75	
								279	H	McNeese	63 66	291	A	Southeastern La.	57 52	
								307	H	Jackson St.	74 68	309	A	Houston Baptist	62 65	
								309	H	Houston Baptist	61 69	317	H	Incarnate Word	49 56	
								337	A	Northwestern St.	60 63					
LAST 12 Division I GAMES:																
119	H	Central Ark.	53 73	240	H	Abilene Christian	72 75									
223	A	New Orleans	50 77	279	H	McNeese	63 66									
309	A	Houston Baptist	62 65	109	A	SFA	53 75									
230	H	Ni choll s St.	65 70	291	A	Southeastern La.	57 52									
92	H	Lamar Uni versi ty	44 68	92	A	Lamar Uni versi ty	44 91									
234	A	A&M-Corpus Christi	48 62	337	A	Northwestern St.	60 63									

Non-Div I Games: Wiley 80 41 St. Thomas Houston 68 66

Sam Houston St.

Average RPI Win: 224

Average RPI Loss: 112

WON-LOST  
RECORDWINNING  
PCT. RANKLAST 10  
GAMESSTRENGTH OF  
SCHEDULEOPP. STRENGTH  
OF SCHEDULETEAM  
RPIADJ.  
RPICONF.  
RPIADJ CONF.  
RPIDIV. I ONLY  
DIV. I NON-CONF.14- 15  
7- 7191  
1705- 5  
0- 0100  
59183  
178160  
122160  
12217  
1717  
17

TOTALS

RPI 1-25

RPI 26-50

W-L RECORDS

RPI 51-100

RPI 101-999

RPI 201+

14- 15 0- 2

1- 0

OVERALL

0- 4

13- 9

7- 1

10- 4 0- 0

1- 0

HOME

0- 1

9- 3

5- 0

2- 10 0- 0

0- 0

AWAY

0- 0

2- 0

2- 0

2- 1 0- 0

0- 0

NEUTRAL

0- 0

2- 1

0- 0

7- 7 0- 2

1- 0

NON-CONFERENCE

0- 2

6- 3

2- 0

6- 1 0- 0

1- 0

HOME

0- 0

5- 1

2- 0

0- 5 0- 2

0- 0

AWAY

0- 2

0- 1

0- 0

1- 1 0- 0

0- 0

NEUTRAL

0- 0

1- 1

0- 0

7- 8 0- 0

0- 0

CONFERENCE

0- 2

7- 6

5- 1

4- 3 0- 0

0- 0

HOME

0- 1

4- 2

3- 0

2- 5 0- 0

0- 0

AWAY

0- 1

2- 4

2- 1

1- 0 0- 0

0- 0

NEUTRAL

0- 0

1- 0

0- 0

RPI 1-25

RPI 26-50

RPI 51-100

RPI 101+

Team's RPI: 160

RPI	S	Opponent	Score
7	A	Florida St.	62 87
16	A	Iowa	59 80

RPI	S	Opponent	Score
44	H	UCF	58 51

RPI	S	Opponent	Score
55	A	Mercer	45 48
55	H	Mercer	59 73
66	A	Belmont	46 83
80	A	UAB	53 77

RPI	S	Opponent	Score
108	A	Chattanooga	58 68
108	H	Chattanooga	65 71
113	A	ETSU	48 76
113	H	ETSU	52 64
138	A	Arkansas	63 84
139	H	Colorado	60 71
178	H	Hampton	66 61
180	H	Troy	80 73
180	N	Troy	82 76
184	H	Southern Miss.	61 56
189	A	Furman	41 45
189	H	Furman	62 58
189	N	Furman	59 58
195	N	UTEP	33 46
215	A	UNCG	60 53
215	H	UNCG	56 48
299	A	Wofford	46 58
299	H	Wofford	81 77
306	A	Western Caro.	50 32
306	H	Western Caro.	62 54
315	H	Alabama St.	58 39
333	H	Rhode Island	67 37

LAST 12 Division I GAMES:

189	N	Furman	59	58	189	H	Furman	62	58
108	H	Chattanooga	65	71	299	H	Wofford	81	77
113	H	ETSU	52	64	113	A	ETSU	48	76
306	A	Western Caro.	50	32	108	A	Chattanooga	58	68
215	A	UNCG	60	53	215	H	UNCG	56	48
55	A	Mercer	45	48	306	H	Western Caro.	62	54

Samford

Samford

Non-Div I Games:

AUM

59 46

Samford

Loss, Non-Conf, S Site, H Home A Away N Neutral

Average RPI Win:	212	WON-LOST	WINNING	LAST 10	STRENGTH OF	OPP. STRENGTH	TEAM	ADJ.	CONF.	ADJ CONF.
Average RPI Loss:	156	RECORD	PCT. RANK	GAMES	SCHEDULE	OF SCHEDULE	RPI	RPI	RPI	RPI
DIV. I ONLY	15- 14	170	4- 6	204	152	173	173	14	14	
DIV. I NON-CONF.	6- 4	122	0- 0	274	251	147	147	11	11	
-----										
TOTALS	RPI 1-25	RPI 26-50	W-L RECORDS	RPI 51-100	RPI 101-999	RPI 201+				
15- 14	0- 0	1- 3	OVERALL	0- 2	14- 9	7- 5				
8- 5	0- 0	1- 1	HOME	0- 1	7- 3	6- 0				
5- 9	0- 0	0- 2	AWAY	0- 1	5- 6	1- 5				
2- 0	0- 0	0- 0	NEUTRAL	0- 0	2- 0	0- 0				
6- 4	0- 0	1- 1	NON-CONFERENCE	0- 0	5- 3	3- 3				
4- 0	0- 0	1- 0	HOME	0- 0	3- 0	3- 0				
1- 4	0- 0	0- 1	AWAY	0- 0	1- 3	0- 3				
1- 0	0- 0	0- 0	NEUTRAL	0- 0	1- 0	0- 0				
9- 10	0- 0	0- 2	CONFERENCE	0- 2	9- 6	4- 2				
4- 5	0- 0	0- 1	HOME	0- 1	4- 3	3- 0				
4- 5	0- 0	0- 1	AWAY	0- 1	4- 3	1- 2				
1- 0	0- 0	0- 0	NEUTRAL	0- 0	1- 0	0- 0				

RPI	S	Opponent	Score	RPI	S	Opponent	Score	RPI	S	Opponent	Score	RPI	S	Opponent	Score	Team's RPI: 173
40	A	Gonzaga	54 58	73	A	Saint Mary's (CA)	57 66	127	A	San Francisco	60 54					
40	H	Gonzaga	44 63	73	H	Saint Mary's (CA)	53 75	127	H	San Francisco	47 49					
41	A	Cal i forn i a	64 89					141	A	Loyol a Marymount	60 54					
49	H	Mi nnesota	72 69					141	H	Loyol a Marymount	53 67					
								142	N	Bo i se St.	72 52					
								152	A	BYU	66 60					
								152	H	BYU	70 69					
								152	N	BYU	61 56					
								191	A	Paci fi c	60 62					
								191	H	Paci fi c	68 81					
								198	A	UC Santa Barbara	71 58					
								224	A	Seattle U	73 80					
								242	A	Pepperdi ne	62 66					
								242	H	Pepperdi ne	79 53					
								246	A	Hawai i	63 64					
								266	A	San Diego St.	76 77					
								267	H	UTSA	78 69					
								287	A	Santa Clara	50 59					
								287	H	Santa Clara	51 40					
								300	H	Long Beach St.	74 40					
								318	A	Portl and	75 60					
								318	H	Portl and	59 52					
								328	H	Southern Utah	72 59					
-----																
LAST 12 Di vi si on I GAMES:																
152	N	BYU	61 56	242	H	Pepperdi ne	79 53									
127	H	San Franci sco	47 49	73	A	Saint Mary's (CA)	57 66									
40	A	Gonzaga	54 58	40	H	Gonzaga	44 63									
152	A	BYU	66 60	141	H	Loyol a Marymount	53 67									
191	A	Paci fi c	60 62	287	A	Santa Clara	50 59									
287	H	Santa Clara	51 40	152	H	BYU	70 69									

Non-Di v I Games: San Diego Christian82 53

San Diego

Average RPI Win: 213  
Average RPI Loss: 162

WON-LOST  
RECORD

WINNING  
PCT. RANK

LAST 10  
GAMES

STRENGTH OF  
SCHEDULE

OPP. STRENGTH  
OF SCHEDULE

TEAM  
RPI

ADJ.  
RPI

CONF.  
RPI

ADJ CONF.  
RPI

DIV. I ONLY	10- 17	243	2- 8	233	138	266	266	16	16
DIV. I NON-CONF.	5- 5	170	0- 0	279	228	250	250	14	14
<hr/>									
TOTALS	RPI 1-25	RPI 26-50	W-L RECORDS	RPI 51-100	RPI 101-999	RPI 201+			
10- 17	0- 1	0- 0	OVERALL	2- 3	8- 13	7- 4			
8- 7	0- 0	0- 0	HOME	2- 1	6- 6	5- 2			
2- 8	0- 0	0- 0	AWAY	0- 2	2- 6	2- 2			
0- 2	0- 1	0- 0	NEUTRAL	0- 0	0- 1	0- 0			
5- 5	0- 1	0- 0	NON-CONFERENCE	0- 0	5- 4	4- 1			
4- 2	0- 0	0- 0	HOME	0- 0	4- 2	3- 1			
1- 1	0- 0	0- 0	AWAY	0- 0	1- 1	1- 0			
0- 2	0- 1	0- 0	NEUTRAL	0- 0	0- 1	0- 0			
5- 12	0- 0	0- 0	CONFERENCE	2- 3	3- 9	3- 3			
4- 5	0- 0	0- 0	HOME	2- 1	2- 4	2- 1			
1- 7	0- 0	0- 0	AWAY	0- 2	1- 5	1- 2			
0- 0	0- 0	0- 0	NEUTRAL	0- 0	0- 0	0- 0			

RPI 1-25				RPI 26-50				RPI 51-100				RPI 101+				Team's RPI: 266
RPI	S	Opponent	Score	RPI	S	Opponent	Score	RPI	S	Opponent	Score	RPI	S	Opponent	Score	
22	N	Central Mich.	76 85					74	A	Wyoming	50 70	120	A	Colorado St.	43 72	
								74	H	Wyoming	68 62	120	H	Colorado St.	63 65	
								84	A	UNLV	67 73	128	N	Tulane	46 80	
								84	H	UNLV	64 75	134	A	Fresno St.	53 64	
								86	H	New Mexico	97 89	134	H	Fresno St.	60 66	
												142	A	Boise St.	53 64	
												142	H	Boise St.	70 86	
												173	H	San Diego	77 76	
												186	H	UC Irvine	65 67	
												198	A	UC Santa Barbara	64 77	
												207	H	Nevada	75 72	
												208	H	CSUN	58 55	
												247	H	Presbyterian	77 50	
												268	A	San Jose St.	75 65	
												268	H	San Jose St.	85 78	
												273	A	Arizona	78 67	
												287	H	Santa Clara	34 48	
												296	A	Air Force	51 61	
												296	H	Air Force	48 56	
												304	A	Utah St.	58 62	
												321	H	Cal St. Fullerton	59 58	
<hr/>																
LAST 12 Division I GAMES:																
				142	A	Boise St.	53 64	134	H	Fresno St.	60 66					
				268	H	San Jose St.	85 78	296	A	Air Force	51 61					
				296	H	Air Force	48 56	84	H	UNLV	64 75					
				84	A	UNLV	67 73	120	A	Colorado St.	43 72					
				74	A	Wyoming	50 70	86	H	New Mexico	97 89					
				207	H	Nevada	75 72	134	A	Fresno St.	53 64					

Non-Div I Games: Hope Int'l 92 68

San Diego St.

Average RPI Win:	212	WON-LOST	WINNING	LAST 10	STRENGTH OF	OPP. STRENGTH	TEAM	ADJ.	CONF.	ADJ CONF.
Average RPI Loss:	104	RECORD	PCT. RANK	GAMES	SCHEDULE	OF SCHEDULE	RPI	RPI	RPI	RPI
DIV. I ONLY	16- 14	162	6- 4	98	137	127	127	14	14	
DIV. I NON-CONF.	5- 6	187	0- 0	69	116	129	129	11	11	
-----										
TOTALS	RPI 1-25	RPI 26-50	W-L RECORDS	RPI 51-100	RPI 101-999	RPI 201+				
16- 14	0- 1	0- 3	OVERALL	0- 3	16- 7	7- 1				
9- 5	0- 1	0- 1	HOME	0- 1	9- 2	4- 0				
5- 9	0- 0	0- 2	AWAY	0- 2	5- 5	3- 1				
2- 0	0- 0	0- 0	NEUTRAL	0- 0	2- 0	0- 0				
5- 6	0- 1	0- 1	NON-CONFERENCE	0- 1	5- 3	2- 0				
3- 2	0- 1	0- 0	HOME	0- 0	3- 1	1- 0				
1- 4	0- 0	0- 1	AWAY	0- 1	1- 2	1- 0				
1- 0	0- 0	0- 0	NEUTRAL	0- 0	1- 0	0- 0				
11- 8	0- 0	0- 2	CONFERENCE	0- 2	11- 4	5- 1				
6- 3	0- 0	0- 1	HOME	0- 1	6- 1	3- 0				
4- 5	0- 0	0- 1	AWAY	0- 1	4- 3	2- 1				
1- 0	0- 0	0- 0	NEUTRAL	0- 0	1- 0	0- 0				

RPI 1-25				RPI 26-50				RPI 51-100				RPI 101+ Team's RPI: 127			
RPI	S	Opponent	Score	RPI	S	Opponent	Score	RPI	S	Opponent	Score	RPI	S	Opponent	Score
13	H	Stanford	66 86	36	A	Northern Colo.	60 73	56	A	UC Davis	55 72	105	H	Washington St.	70 74
				40	A	Gonzaga	47 74	73	A	Saint Mary's (CA)	64 72	128	N	Robert Morris	57 45
				40	H	Gonzaga	57 81	73	H	Saint Mary's (CA)	59 73	134	H	Fresno St.	70 62
												141	A	Loyola Marymount	60 65
												141	H	Loyola Marymount	78 60
												141	N	Loyola Marymount	89 76
												144	A	Cal Poly	83 88
												144	H	Cal Poly	83 71
												152	A	BYU	66 70
												152	H	BYU	76 73
												167	A	UT Arlington	54 56
												173	A	San Diego	49 47
												173	H	San Diego	54 60
												191	A	Pacific	81 71
												191	H	Pacific	80 78
												242	A	Pepperdine	92 95
												242	H	Pepperdine	68 67
												268	A	San Jose St.	87 81
												277	H	Sacramento St.	90 76
												287	A	Santa Clara	58 54
												287	H	Santa Clara	64 47
												318	A	Portland	76 63
												318	H	Portland	84 75
-----															
LAST 12 Division I GAMES:															
				141	N	Loyola Marymount	89 76	318	A	Portland	76 63				
				173	A	San Diego	49 47	287	H	Santa Clara	64 47				
				191	H	Pacific	80 78	73	H	Saint Mary's (CA)	59 73				
				141	A	Loyola Marymount	60 65	40	H	Gonzaga	57 81				
				73	A	Saint Mary's (CA)	64 72	191	A	Pacific	81 71				
				152	H	BYU	76 73	242	A	Pepperdine	92 95				

Non-Div I Games:

San Francisco

Average RPI Win:	231	WON-LOST	WINNING	LAST 10	STRENGTH OF	OPP. STRENGTH	TEAM	ADJ.	CONF.	ADJ CONF.
Average RPI Loss:	138	RECORD	PCT. RANK	GAMES	SCHEDULE	OF SCHEDULE	RPI	RPI	RPI	RPI
DIV. I ONLY	6- 21	311	1- 9	119	135	268	268	16	16	
DIV. I NON-CONF.	2- 8	290	0- 0	78	150	238	238	14	14	
-----										
TOTALS	RPI 1-25	RPI 26-50	W-L RECORDS	RPI 51-100	RPI 101-999	RPI 201+				
6- 21	0- 1	0- 1	OVERALL	1- 6	5- 13	5- 5				
4- 9	0- 0	0- 0	HOME	1- 3	3- 6	3- 2				
2- 11	0- 1	0- 1	AWAY	0- 3	2- 6	2- 3				
0- 1	0- 0	0- 0	NEUTRAL	0- 0	0- 1	0- 0				
2- 8	0- 1	0- 1	NON-CONFERENCE	0- 1	2- 5	2- 1				
1- 4	0- 0	0- 0	HOME	0- 1	1- 3	1- 1				
1- 3	0- 1	0- 1	AWAY	0- 0	1- 1	1- 0				
0- 1	0- 0	0- 0	NEUTRAL	0- 0	0- 1	0- 0				
4- 13	0- 0	0- 0	CONFERENCE	1- 5	3- 8	3- 4				
3- 5	0- 0	0- 0	HOME	1- 2	2- 3	2- 1				
1- 8	0- 0	0- 0	AWAY	0- 3	1- 5	1- 3				
0- 0	0- 0	0- 0	NEUTRAL	0- 0	0- 0	0- 0				

RPI 1-25				RPI 26-50				RPI 51-100				RPI 101+ Team's RPI: 268			
RPI	S	Opponent	Score	RPI	S	Opponent	Score	RPI	S	Opponent	Score	RPI	S	Opponent	Score
10	A	UCLA	69 129	33	A	Oregon St.	62 110	61	H	Nebraska	55 81	120	A	Colorado St.	48 63
								74	A	Wyomi ng	46 58	120	H	Colorado St.	66 73
								74	H	Wyomi ng	64 66	127	H	San Francisco	81 87
								84	A	UNLV	60 79	132	H	Portland St.	78 90
								84	H	UNLV	53 80	134	A	Fresno St.	71 81
								86	A	New Mexi co	62 92	142	H	Boise St.	80 112
								86	H	New Mexi co	95 86	178	N	Hampton	73 81
												191	A	Paci fi c	97 106
												206	H	CSU Bakersfi eld	67 57
												207	A	Nevada	63 91
												207	H	Nevada	57 54
												208	H	CSUN	59 76
												266	A	San Diego St.	78 85
												266	H	San Diego St.	65 75
												287	A	Santa Clara	71 66
												296	A	Air Force	75 74
												304	A	Utah St.	78 86
												304	H	Utah St.	79 66
-----															
LAST 12 Division I GAMES:															
304	A	Utah St.	78 86	86	A	New Mexi co	62 92	86	A	New Mexi co	62 92				
266	A	San Diego St.	78 85	84	H	UNLV	53 80	84	H	UNLV	53 80				
207	H	Nevada	57 54	74	A	Wyomi ng	46 58	74	A	Wyomi ng	46 58				
74	H	Wyomi ng	64 66	142	H	Boise St.	80 112	142	H	Boise St.	80 112				
134	A	Fresno St.	71 81	207	A	Nevada	63 91	207	A	Nevada	63 91				
120	H	Colorado St.	66 73	296	A	Air Force	75 74	296	A	Air Force	75 74				

Non-Div I Games: Southern Ore. 89 87

San Jose St.



Average RPI Win:	255	WON-LOST	WINNING	LAST 10	STRENGTH OF	OPP. STRENGTH	TEAM	ADJ.	CONF.	ADJ CONF.
Average RPI Loss:	154	RECORD	PCT. RANK	GAMES	SCHEDULE	OF SCHEDULE	RPI	RPI	RPI	RPI
DIV. I ONLY	8- 21	283	3- 7	241	133	287	287	14	14	
DIV. I NON-CONF.	3- 7	254	0- 0	319	201	300	300	11	11	
-----										
TOTALS	RPI 1-25	RPI 26-50	W-L RECORDS	RPI 51-100	RPI 101-999	RPI 201+				
8- 21	0- 0	0- 4	OVERALL	0- 2	8- 15	5- 6				
5- 9	0- 0	0- 3	HOME	0- 1	5- 5	2- 2				
3- 11	0- 0	0- 0	AWAY	0- 0	3- 0	3- 0				
0- 1	0- 0	0- 0	NEUTRAL	0- 0	0- 1	0- 1				
3- 7	0- 0	0- 2	NON-CONFERENCE	0- 0	3- 5	2- 4				
1- 4	0- 0	0- 2	HOME	0- 0	1- 2	0- 2				
2- 3	0- 0	0- 0	AWAY	0- 0	2- 3	2- 2				
0- 0	0- 0	0- 0	NEUTRAL	0- 0	0- 0	0- 0				
5- 14	0- 0	0- 2	CONFERENCE	0- 2	5- 10	3- 2				
4- 5	0- 0	0- 1	HOME	0- 1	4- 3	2- 0				
1- 8	0- 0	0- 1	AWAY	0- 1	1- 6	1- 1				
0- 1	0- 0	0- 0	NEUTRAL	0- 0	0- 1	0- 1				

RPI 1-25				RPI 26-50				RPI 51-100				RPI 101+				Team's RPI : 287	
RPI	S	Opponent	Score	RPI	S	Opponent	Score	RPI	S	Opponent	Score	RPI	S	Opponent	Score		
40	A	Gonzaga	44 71	40	H	Gonzaga	51 63	73	A	Saint Mary's (CA)	46 59	127	A	San Franci sco	47 64		
40	H	Gonzaga		41	H	Cal i forn i a	41 79	73	H	Saint Mary's (CA)	51 72	127	H	San Franci sco	54 58		
41	H	Cal i forn i a		46	H	Southern Cal i forn i a	43 64					141	A	Loyol a Marymount	45 64		
												141	H	Loyol a Marymount	51 65		
												152	A	BYU	47 65		
												152	H	BYU	34 55		
												168	A	Northwestern	47 57		
												173	A	San Di ego	40 51		
												173	H	San Di ego	59 50		
												191	A	Paci fi c	37 55		
												191	H	Paci fi c	57 55		
												198	H	UC Santa Barbara	68 63		
												207	A	Nevada	41 52		
												242	A	Pepperdi ne	55 56		
												242	H	Pepperdi ne	54 50		
												242	N	Pepperdi ne	63 74		
												263	A	Grand Canyon	38 39		
												266	A	San Diego St.	48 34		
												268	H	San Jose St.	66 71		
												318	A	Portland	50 43		
												318	H	Portl and	67 57		
												321	H	Cal St. Fullerton	69 73		
												330	A	Ill . -Chi cago	45 36		
LAST 12 Di vi si on I GAMES:																	
				242	N	Pepperdi ne	63 74	152	H	BYU	34 55						
				73	H	Saint Mary's (CA)	51 72	127	A	San Franci sco	47 64						
				141	A	Loyol a Marymount	45 64	191	A	Paci fi c	37 55						
				191	H	Paci fi c	57 55	242	H	Pepperdi ne	54 50						
				318	H	Portl and	67 57	173	H	San Di ego	59 50						
				173	A	San Diego	40 51	40	A	Gonzaga	44 71						

Non-Di v I Games: Menlo 104 61

Santa Clara

Average RPI Win:	334	WON-LOST	WINNING	LAST 10	STRENGTH OF	OPP. STRENGTH	TEAM	ADJ.	CONF.	ADJ CONF.
Average RPI Loss:	216	RECORD	PCT. RANK	GAMES	SCHEDULE	OF SCHEDULE	RPI	RPI	RPI	RPI
DIV. I ONLY	2- 24	342	1- 8	305	323	344	344	30	30	
DIV. I NON-CONF.	1- 9	318	0- 0	265	121	311	311	30	30	
-----										
TOTALS	RPI 1-25	RPI 26-50	W-L RECORDS	RPI 51-100	RPI 101-999	RPI 201+				
2- 24	0- 1	0- 1	OVERALL	0- 1	2- 21	2- 12				
0- 8	0- 0	0- 0	HOME	0- 0	0- 8	0- 5				
2- 13	0- 1	0- 1	AWAY	0- 1	2- 10	2- 6				
0- 3	0- 0	0- 0	NEUTRAL	0- 0	0- 3	0- 1				
1- 9	0- 1	0- 1	NON-CONFERENCE	0- 1	1- 6	1- 3				
0- 0	0- 0	0- 0	HOME	0- 0	0- 0	0- 0				
1- 6	0- 1	0- 1	AWAY	0- 1	1- 3	1- 2				
0- 3	0- 0	0- 0	NEUTRAL	0- 0	0- 3	0- 1				
1- 15	0- 0	0- 0	CONFERENCE	0- 0	1- 15	1- 9				
0- 8	0- 0	0- 0	HOME	0- 0	0- 8	0- 5				
1- 7	0- 0	0- 0	AWAY	0- 0	1- 7	1- 4				
0- 0	0- 0	0- 0	NEUTRAL	0- 0	0- 0	0- 0				

RPI 1-25				RPI 26-50				RPI 51-100				RPI 101+				Team's RPI: 344
RPI	S	Opponent	Score	RPI	S	Opponent	Score	RPI	S	Opponent	Score	RPI	S	Opponent	Score	
17	A	South Carolina	38 99	33	A	Oregon St.	36 84	97	A	Jacksonville	46 74	131	A	Bethune-Cookman	54 75	
												165	H	N. C. A&T	44 69	
												169	N	Florida	40 90	
												178	A	Hampton	41 88	
												178	H	Hampton	53 81	
												199	A	East Carolina	37 103	
												200	A	Norfolk St.	51 83	
												200	H	Norfolk St.	58 78	
												201	N	Richmond	63 100	
												205	A	Wisconsin	24 82	
												212	N	Providence	48 78	
												254	H	Howard	59 87	
												272	H	UMES	56 68	
												278	A	Morgan St.	67 73	
												278	H	Morgan St.	41 70	
												315	A	Alabama St.	61 81	
												316	H	N. C. Central	61 74	
												319	A	Coppin St.	57 66	
												323	A	South Carolina St.	78 80	
												323	H	South Carolina St.	60 71	
												326	A	Ga. Southern	71 67	
												331	A	Delaware St.	79 93	
												341	A	Florida A&M	65 47	
LAST 12 Division I GAMES:																
323	A	South Carolina St.	78 80	278	H	Morgan St.	41 70									
316	H	N. C. Central	61 74	323	H	South Carolina St.	60 71									
131	A	Bethune-Cookman	54 75	341	A	Florida A&M	65 47									
178	A	Hampton	41 88	331	A	Delaware St.	79 93									
200	A	Norfolk St.	51 83	200	H	Norfolk St.	58 78									
165	H	N. C. A&T	44 69	178	H	Hampton	53 81									

Non-Div I Games: LaGrange 86 44 Allen 79 41

Savannah St.

Average RPI Win:	246	WON-LOST	WINNING	LAST 10	STRENGTH OF	OPP. STRENGTH	TEAM	ADJ.	CONF.	ADJ CONF.
Average RPI Loss:	196	RECORD	PCT. RANK	GAMES	SCHEDULE	OF SCHEDULE	RPI	RPI	RPI	RPI
DIV. I ONLY	14- 14	175	6- 4	269	301	224	224	31	31	
DIV. I NON-CONF.	6- 9	214	0- 0	169	214	212	212	31	31	
-----										
TOTALS	RPI 1-25	RPI 26-50	W-L RECORDS	RPI 51-100	RPI 101-999	RPI 201+				
14- 14	0- 0	0- 1	OVERALL	0- 1	14- 12	10- 8				
7- 7	0- 0	0- 0	HOME	0- 1	7- 6	5- 3				
7- 7	0- 0	0- 1	AWAY	0- 0	7- 6	5- 5				
0- 0	0- 0	0- 0	NEUTRAL	0- 0	0- 0	0- 0				
6- 9	0- 0	0- 1	NON-CONFERENCE	0- 1	6- 7	2- 3				
2- 6	0- 0	0- 0	HOME	0- 1	2- 5	0- 2				
4- 3	0- 0	0- 1	AWAY	0- 0	4- 2	2- 1				
0- 0	0- 0	0- 0	NEUTRAL	0- 0	0- 0	0- 0				
8- 5	0- 0	0- 0	CONFERENCE	0- 0	8- 5	8- 5				
5- 1	0- 0	0- 0	HOME	0- 0	5- 1	5- 1				
3- 4	0- 0	0- 0	AWAY	0- 0	3- 4	3- 4				
0- 0	0- 0	0- 0	NEUTRAL	0- 0	0- 0	0- 0				

RPI	S	Opponent	Score	RPI	S	Opponent	Score	RPI	S	Opponent	Score	RPI	S	Opponent	Score	Team's RPI: 224
41	A	Cal i forni a	67 87	56	H	UC Davi s	53 79	132	H	Portland St.	91 77	148	A	Idaho	68 60	
								149	H	Idaho St.	69 74	173	H	San Diego	80 73	
								186	H	UC Irvi ne	79 84	191	H	Paci fic	73 85	
								197	A	Washing ton	76 84	198	A	UC Santa Barbara	77 71	
								206	A	CSU Bakersfi el d	68 75	206	H	CSU Bakersfi el d	64 56	
								207	H	Nevada	65 74	208	A	CSUN	62 67	
								221	A	New Mexico St.	53 64	221	H	New Mexico St.	69 59	
								238	A	Montana	78 64	242	A	Pepperdi ne	65 62	
								246	H	Hawai i	58 73	263	A	Grand Canyon	63 74	
								263	H	Grand Canyon	57 64	280	A	UMKC	62 58	
								280	H	UMKC	66 62	311	A	UTRGV	67 69	
								311	H	UTRGV	64 56	324	A	Utah Valley	77 75	
								345	A	Chi cago St.	63 56	345	H	Chi cago St.	72 60	
LAST 12 Di vi si on I GAMES:																
206	H	CSU Bakersfi el d	64 56	324	A	Utah Valley	77 75	206	A	CSU Bakersfi el d	68 75					
263	H	Grand Canyon	57 64	311	H	UTRGV	64 56									
221	A	New Mexico St.	53 64	221	H	New Mexico St.	69 59									
311	A	UTRGV	67 69	280	A	UMKC	62 58									
345	H	Chi cago St.	72 60	345	A	Chi cago St.	63 56									
280	H	UMKC	66 62													

Non-Di v I Games:

Seattle U

Average RPI	Win:	195	WON-LOST	WINNING	LAST 10	STRENGTH OF	OPP. STRENGTH	TEAM	ADJ.	CONF.	ADJ CONF.
Average RPI	Loss:	45	RECORD	PCT. RANK	GAMES	SCHEDULE	OF SCHEDULE	RPI	RPI	RPI	RPI
DIV. I ONLY		15- 14		170	4- 6	86	73	124	124	6	6
DIV. I NON-CONF.		8- 3		65	0- 0	144	184	96	96	6	6
-----											
TOTALS	RPI 1-25		RPI 26-50		W-L RECORDS	RPI 51-100		RPI 101-999		RPI 201+	
15- 14	0- 5		0- 6		OVERALL	1- 1		14- 2		9- 0	
11- 6	0- 3		0- 3		HOME	1- 0		10- 0		6- 0	
4- 8	0- 2		0- 3		AWAY	0- 1		4- 2		3- 0	
0- 0	0- 0		0- 0		NEUTRAL	0- 0		0- 0		0- 0	
8- 3	0- 1		0- 2		NON-CONFERENCE	0- 0		8- 0		5- 0	
6- 2	0- 1		0- 1		HOME	0- 0		6- 0		4- 0	
2- 1	0- 0		0- 1		AWAY	0- 0		2- 0		1- 0	
0- 0	0- 0		0- 0		NEUTRAL	0- 0		0- 0		0- 0	
7- 11	0- 4		0- 4		CONFERENCE	1- 1		6- 2		4- 0	
5- 4	0- 2		0- 2		HOME	1- 0		4- 0		2- 0	
2- 7	0- 2		0- 2		AWAY	0- 1		2- 2		2- 0	
0- 0	0- 0		0- 0		NEUTRAL	0- 0		0- 0		0- 0	

RPI 1-25				RPI 26-50				RPI 51-100				RPI 101+ Team's RPI: 124			
RPI	S	Opponent	Score	RPI	S	Opponent	Score	RPI	S	Opponent	Score	RPI	S	Opponent	Score
10	H	UCLA	68 77	27	A	Villanova	53 59	71	A	St. John's (NY)	56 75	102	A	Wake Forest	67 57
24	A	DePaul	66 89	27	H	Villanova	59 67	71	H	St. John's (NY)	62 57	111	A	Georgetown	52 71
24	H	DePaul	68 72	34	H	Princeton	83 85					111	H	Georgetown	70 65
25	A	Marquette	84 97	39	A	Rutgers	45 70					123	A	Butler	48 66
25	H	Marquette	54 81	48	A	Creighton	64 81					123	H	Butler	75 64
				48	H	Creighton	51 68					164	H	Jacksonville St.	73 54
												174	H	Marist	85 60
												203	A	Boston College	73 53
												212	A	Providence	65 56
												212	H	Providence	65 56
												217	A	Xavier	62 51
												217	H	Xavier	58 53
												252	H	St. Francis Brooklyn	84 50
												262	H	Rider	85 49
												265	H	Fairfield	80 61
												347	H	Saint Peter's	91 49
-----															
LAST 12 Division I GAMES:															
24	H	DePaul	68 72	217	H	Xavier	58 53								
25	H	Marquette	54 81	48	A	Creighton	64 81								
71	A	St. John's (NY)	56 75	212	A	Providence	65 56								
27	A	Villanova	53 59	71	H	St. John's (NY)	62 57								
111	A	Georgetown	52 71	111	H	Georgetown	70 65								
123	H	Butler	75 64	27	H	Villanova	59 67								

Non-Div I Games:

Seton Hall

Average RPI Win:	278	WON-LOST	WINNING	LAST 10	STRENGTH OF	OPP. STRENGTH	TEAM	ADJ.	CONF.	ADJ CONF.
Average RPI Loss:	132	RECORD	PCT. RANK	GAMES	SCHEDULE	OF SCHEDULE	RPI	RPI	RPI	RPI
DIV. I ONLY	16- 13	141	7- 3	265	266	194	194	28	28	
DIV. I NON-CONF.	5- 6	187	0- 0	135	132	154	154	25	25	
-----										
TOTALS	RPI 1-25	RPI 26-50	W-L RECORDS	RPI 51-100	RPI 101-999	RPI 201+				
16- 13	0- 0	0- 3	OVERALL	0- 4	16- 6	15- 4				
10- 4	0- 0	0- 1	HOME	0- 2	10- 1	9- 1				
6- 9	0- 0	0- 2	AWAY	0- 2	6- 5	6- 3				
0- 0	0- 0	0- 0	NEUTRAL	0- 0	0- 0	0- 0				
5- 6	0- 0	0- 1	NON-CONFERENCE	0- 4	5- 1	5- 0				
3- 2	0- 0	0- 0	HOME	0- 2	3- 0	3- 0				
2- 4	0- 0	0- 1	AWAY	0- 2	2- 1	2- 0				
0- 0	0- 0	0- 0	NEUTRAL	0- 0	0- 0	0- 0				
11- 7	0- 0	0- 2	CONFERENCE	0- 0	11- 5	10- 4				
7- 2	0- 0	0- 1	HOME	0- 0	7- 1	6- 1				
4- 5	0- 0	0- 1	AWAY	0- 0	4- 4	4- 3				
0- 0	0- 0	0- 0	NEUTRAL	0- 0	0- 0	0- 0				

RPI	S	Opponent	Score	RPI	S	Opponent	Score	RPI	S	Opponent	Score	RPI	S	Opponent	Score
39	A	Rutgers	47 59	52	H	FGCU	50 63	146	A	Hartford	62 71				
42	A	Quinnipiac	54 68	54	A	Harvard	67 75	174	A	Marist	54 73				
42	H	Quinnipiac	72 83	76	H	Albany (NY)	63 78	174	H	Marist	58 53				
				90	A	Penn St.	72 86	228	A	Niagara	50 65				
								228	H	Niagara	68 73				
								239	A	Hofstra	70 60				
								250	H	St. Bonaventure	70 62				
								254	H	Howard	72 61				
								255	H	Sacred Heart	62 57				
								259	A	Manhattan	56 54				
								259	H	Manhattan	56 51				
								262	A	Rider	71 67				
								265	A	Fairfield	43 44				
								265	H	Fairfield	51 40				
								281	A	Colgate	73 70				
								284	A	Canisius	57 65				
								284	H	Canisius	68 59				
								289	H	Monmouth	44 41				
								340	A	Iona	70 48				
								340	H	Iona	64 51				
								347	A	Saint Peter's	62 59				
								347	H	Saint Peter's	70 36				
LAST 12 Division I GAMES:															
347	H	Saint Peter's	70 36	174	A	Marist	54 73								
284	H	Canisius	68 59	347	A	Saint Peter's	62 59								
265	A	Fairfield	43 44	259	H	Manhattan	56 51								
259	A	Manhattan	56 54	265	H	Fairfield	51 40								
42	H	Quinnipiac	72 83	340	A	Iona	70 48								
289	H	Monmouth	44 41	174	H	Marist	58 53								

Non-Div I Games:

Siena

Average RPI Win: 236	WON-LOST RECORD	WINNING PCT. RANK	LAST 10 GAMES	STRENGTH OF SCHEDULE	OPP. STRENGTH OF SCHEDULE	TEAM RPI	ADJ. RPI	CONF. RPI	ADJ CONF. RPI
Average RPI Loss: 150									
DIV. I ONLY	16- 11	119	4- 6	245	224	166	166	22	22
DIV. I NON-CONF.	6- 4	122	0- 0	71	200	78	78	23	23
-----									
TOTALS	RPI 1-25	RPI 26-50	W-L RECORDS	RPI 51-100	RPI 101-999	RPI 201+			
16- 11	0- 1	0- 0	OVERALL	0- 2	16- 8	9- 3			
9- 5	0- 0	0- 0	HOME	0- 2	9- 3	6- 1			
7- 6	0- 1	0- 0	AWAY	0- 0	7- 5	3- 2			
0- 0	0- 0	0- 0	NEUTRAL	0- 0	0- 0	0- 0			
6- 4	0- 1	0- 0	NON-CONFERENCE	0- 2	6- 1	2- 0			
3- 2	0- 0	0- 0	HOME	0- 2	3- 0	1- 0			
3- 2	0- 1	0- 0	AWAY	0- 0	3- 1	1- 0			
0- 0	0- 0	0- 0	NEUTRAL	0- 0	0- 0	0- 0			
10- 7	0- 0	0- 0	CONFERENCE	0- 0	10- 7	7- 3			
6- 3	0- 0	0- 0	HOME	0- 0	6- 3	5- 1			
4- 4	0- 0	0- 0	AWAY	0- 0	4- 4	2- 2			
0- 0	0- 0	0- 0	NEUTRAL	0- 0	0- 0	0- 0			

RPI 1-25				RPI 26-50				RPI 51-100				RPI 101+ Team's RPI: 166			
RPI	S	Opponent	Score	RPI	S	Opponent	Score	RPI	S	Opponent	Score	RPI	S	Opponent	Score
20	A	NC State	50 71					80	H	UAB	66 78	103	H	Little Rock	35 47
								97	H	Jacksonville	58 60	112	A	North Carolina	85 84
												119	H	Central Ark.	64 43
												140	A	Texas St.	63 78
												154	A	Louisiana	72 57
												154	H	Louisiana	56 59
												159	A	Ole Miss	59 66
												167	A	UT Arlington	76 63
												180	A	Troy	71 82
												180	H	Troy	79 68
												184	A	Southern Miss.	78 57
												190	H	Southern U.	69 65
												213	H	Arkansas St.	60 75
												223	H	New Orleans	67 45
												233	A	Coastal Caro.	56 71
												233	H	Coastal Caro.	68 62
												269	A	Appalachian St.	56 57
												269	H	Appalachian St.	54 52
												301	H	Georgia St.	88 52
												315	A	Alabama St.	59 47
												326	A	Ga. Southern	81 74
												326	H	Ga. Southern	79 52
												336	A	La.-Monroe	67 60
												336	H	La.-Monroe	72 55
-----															
LAST 12 Division I GAMES:															
326	A	Ga. Southern	81 74	103	H	Little Rock	35 47								
154	H	Louisiana	56 59	180	A	Troy	71 82								
336	H	La.-Monroe	72 55	336	A	La.-Monroe	67 60								
233	A	Coastal Caro.	56 71	154	A	Louisiana	72 57								
269	A	Appalachian St.	56 57	269	H	Appalachian St.	54 52								
213	H	Arkansas St.	60 75	233	H	Coastal Caro.	68 62								

Non-Div I Games: Ga. Southwestern 73 42

South Ala.

Average RPI Win:	135	WON-LOST	WINNING	LAST 10	STRENGTH OF	OPP. STRENGTH	TEAM	ADJ.	CONF.	ADJ CONF.
Average RPI Loss:	7	RECORD	PCT. RANK	GAMES	SCHEDULE	OF SCHEDULE	RPI	RPI	RPI	RPI
DIV. I ONLY	23- 6	30	7- 3	45	3	17	17	2	2	
DIV. I NON-CONF.	11- 2	22	0- 1	174	8	47	47	2	2	
-----										
TOTALS	RPI 1-25	RPI 26-50	W-L RECORDS	RPI 51-100	RPI 101-999	RPI 201+				
23- 6	4- 6	3- 0	OVERALL	5- 0	11- 0	5- 0				
13- 2	3- 2	1- 0	HOME	2- 0	7- 0	5- 0				
8- 3	1- 3	1- 0	AWAY	2- 0	4- 0	0- 0				
2- 1	0- 1	1- 0	NEUTRAL	1- 0	0- 0	0- 0				
11- 2	2- 2	1- 0	NON-CONFERENCE	1- 0	7- 0	5- 0				
6- 1	1- 1	0- 0	HOME	0- 0	5- 0	5- 0				
3- 0	1- 0	0- 0	AWAY	0- 0	2- 0	0- 0				
2- 1	0- 1	1- 0	NEUTRAL	1- 0	0- 0	0- 0				
12- 4	2- 4	2- 0	CONFERENCE	4- 0	4- 0	0- 0				
7- 1	2- 1	1- 0	HOME	2- 0	2- 0	0- 0				
5- 3	0- 3	1- 0	AWAY	2- 0	2- 0	0- 0				
0- 0	0- 0	0- 0	NEUTRAL	0- 0	0- 0	0- 0				

RPI 1-25				RPI 26-50				RPI 51-100				RPI 101+			
RPI	S	Opponent	Score	RPI	S	Opponent	Score	RPI	S	Opponent	Score	RPI	S	Opponent	Score
1	N	Notre Dame	85 92	26	H	LSU	57 48	71	N	St. John's (NY)	76 58	138	H	Arkansas	90 42
2	H	UConn	58 83	28	A	Georgia	77 65	85	A	Kentucky	81 64	147	A	Vanderbilt	95 82
3	A	Mississippi St.	53 67	39	N	Rutgers	78 68	85	H	Kentucky	81 63	159	A	Ole Miss	88 62
9	A	Tennessee	46 65					93	A	Alabama	79 66	161	A	Clemson	66 36
9	H	Tennessee	70 86					95	H	Auburn	71 63	169	H	Florida	64 57
12	H	Duke	72 52									192	A	Temple	87 60
18	H	Texas A&M	61 59									274	H	Col. of Charleston	69 43
19	A	Missouri	74 83									299	H	Wofford	94 60
19	H	Missouri	64 54									306	H	Western Caro.	101 43
21	A	Maryland	94 86									315	H	Alabama St.	99 31
												344	H	Savannah St.	99 38
-----															
LAST 12 Division I GAMES:															
9	A	Tennessee	46 65	3	A	Mississippi St.	53 67								
26	H	LSU	57 48	2	H	UConn	58 83								
85	H	Kentucky	81 63	19	H	Missouri	64 54								
28	A	Georgia	77 65	138	H	Arkansas	90 42								
169	H	Florida	64 57	85	A	Kentucky	81 64								
93	A	Alabama	79 66	147	A	Vanderbilt	95 82								

Non-Div I Games:

South Carolina

Average RPI Win:	307	WON-LOST	WINNING	LAST 10	STRENGTH OF	OPP. STRENGTH	TEAM	ADJ.	CONF.	ADJ CONF.
Average RPI Loss:	218	RECORD	PCT. RANK	GAMES	SCHEDULE	OF SCHEDULE	RPI	RPI	RPI	RPI
DIV. I ONLY	9- 17	252	4- 6	348	302	323	323	30	30	
DIV. I NON-CONF.	3- 7	254	0- 0	343	158	312	312	30	30	
-----										
TOTALS	RPI 1-25	RPI 26-50	W-L RECORDS	RPI 51-100	RPI 101-999	RPI 201+				
9- 17	0- 0	0- 0	OVERALL	0- 2	9- 15	8- 8				
5- 5	0- 0	0- 0	HOME	0- 0	5- 5	4- 3				
4- 12	0- 0	0- 0	AWAY	0- 0	4- 1	4- 1				
0- 0	0- 0	0- 0	NEUTRAL	0- 0	0- 0	0- 0				
3- 7	0- 0	0- 0	NON-CONFERENCE	0- 2	3- 5	3- 3				
1- 1	0- 0	0- 0	HOME	0- 0	1- 1	1- 1				
2- 6	0- 0	0- 0	AWAY	0- 2	2- 4	2- 2				
0- 0	0- 0	0- 0	NEUTRAL	0- 0	0- 0	0- 0				
6- 10	0- 0	0- 0	CONFERENCE	0- 0	6- 10	5- 5				
4- 4	0- 0	0- 0	HOME	0- 0	4- 4	3- 2				
2- 6	0- 0	0- 0	AWAY	0- 0	2- 6	2- 3				
0- 0	0- 0	0- 0	NEUTRAL	0- 0	0- 0	0- 0				

RPI 1-25				RPI 26-50				RPI 51-100				RPI 101+				Team's RPI: 323
RPI	S	Opponent	Score	RPI	S	Opponent	Score	RPI	S	Opponent	Score	RPI	S	Opponent	Score	
								55	A	Mercer	53 74	131	A	Bethune-Cookman	50 68	
								65	A	Georgia Tech	40 86	157	A	Charlotte	49 64	
												161	A	Clemson	48 56	
												165	H	N. C. A&T	54 74	
												178	A	Hampton	42 60	
												178	H	Hampton	78 70	
												200	A	Norfolk St.	49 63	
												200	H	Norfolk St.	67 71	
												254	H	Howard	58 68	
												272	H	UMES	54 51	
												278	A	Morgan St.	55 65	
												283	A	Old Dominion	35 52	
												294	A	USC Upstate	44 63	
												306	H	Western Caro.	75 45	
												316	H	N. C. Central	63 81	
												319	A	Coppin St.	39 56	
												319	H	Coppin St.	67 65	
												322	A	Charleston So.	60 58	
												326	H	Ga. Southern	58 61	
												331	A	Delaware St.	44 58	
												339	A	Winthrop	65 37	
												341	A	Florida A&M	82 49	
												344	A	Savannah St.	71 60	
												344	H	Savannah St.	80 78	
-----																
LAST 12 Division I GAMES:																
344	H	Savannah St.	80 78	319	H	Coppin St.	67 65									
341	A	Florida A&M	82 49	344	A	Savannah St.	71 60									
316	H	N. C. Central	63 81	278	A	Morgan St.	55 65									
200	A	Norfolk St.	49 63	319	A	Coppin St.	39 56									
178	A	Hampton	42 60	178	H	Hampton	78 70									
165	H	N. C. A&T	54 74	200	H	Norfolk St.	67 71									

Non-Div I Games: Johnson & Wales (NC) 40 Columbia Int'l 82 38

South Carolina St.



Average RPI Win:	194	WON-LOST	WINNING	LAST 10	STRENGTH OF	OPP. STRENGTH	TEAM	ADJ.	CONF.	ADJ CONF.
Average RPI Loss:	97	RECORD	PCT. RANK	GAMES	SCHEDULE	OF SCHEDULE	RPI	RPI	RPI	RPI

DIV. I ONLY	21- 5	21	9- 0	160	121	57	57	12	12
DIV. I NON-CONF.	7- 5	132	0- 0	199	56	135	135	16	16
TOTALS	RPI 1-25	RPI 26-50	W-L RECORDS	RPI 51-100	RPI 101-999	RPI 201+			
21- 5	0- 1	3- 0	OVERALL	2- 1	16- 3	10- 1			
11- 1	0- 0	2- 0	HOME	1- 0	8- 1	5- 1			
9- 2	0- 0	1- 0	AWAY	1- 0	7- 2	4- 0			
1- 2	0- 1	0- 0	NEUTRAL	0- 1	1- 0	1- 0			
7- 5	0- 1	1- 0	NON-CONFERENCE	0- 1	6- 3	4- 1			
4- 1	0- 0	1- 0	HOME	0- 0	3- 1	2- 1			
2- 2	0- 0	0- 0	AWAY	0- 0	2- 2	1- 0			
1- 2	0- 1	0- 0	NEUTRAL	0- 1	1- 0	1- 0			
14- 0	0- 0	2- 0	CONFERENCE	2- 0	10- 0	6- 0			
7- 0	0- 0	1- 0	HOME	1- 0	5- 0	3- 0			
7- 0	0- 0	1- 0	AWAY	1- 0	5- 0	3- 0			
0- 0	0- 0	0- 0	NEUTRAL	0- 0	0- 0	0- 0			

RPI S	Opponent	Score	RPI S	Opponent	Score	RPI S	Opponent	Score	RPI S	Opponent	Score
9 N	Tennessee	49 69	32 A	South Dakota St.	67 61	51 N	Oklahoma St.	68 76	106 A	Iowa St.	76 81
			32 H	South Dakota St.	80 75	96 A	Western Ill.	82 58	109 A	SFA	55 77
			48 H	Creighton	73 68	96 H	Western Ill.	92 81	135 A	Wichita St.	62 48
									172 A	Denver	82 60
									172 H	Denver	79 51
									179 A	Oral Roberts	73 68
									179 H	Oral Roberts	72 55
									181 H	North Dakota	76 71
									206 H	CSU Bakersfield	66 50
									210 H	Tulsa	61 64
									236 A	Omaha	72 50
									236 H	Omaha	70 46
									258 H	UC Riverside	75 66
									261 N	Indiana St.	71 59
									288 A	North Dakota St.	82 67
									288 H	North Dakota St.	80 54
									317 A	Incarnate Word	81 51
									327 A	Fort Wayne	79 60
									327 H	Fort Wayne	85 43
LAST 12 Division I GAMES:											
32 H	South Dakota St.	80 75	172 A	Denver	82 60						
179 H	Oral Roberts	72 55	32 A	South Dakota St.	67 61						
236 A	Omaha	72 50	236 H	Omaha	70 46						
327 A	Fort Wayne	79 60	179 A	Oral Roberts	73 68						
288 H	North Dakota St.	80 54	327 H	Fort Wayne	85 43						
96 H	Western Ill.	92 81	96 A	Western Ill.	82 58						

Non-Div I Games: Mt. Marty 87 25 Doane 96 54 Bellevue 89 32

South Dakota

Average RPI Win:	181	WON-LOST	WINNING	LAST 10	STRENGTH OF	OPP. STRENGTH	TEAM	ADJ.	CONF.	ADJ CONF.
Average RPI Loss:	40	RECORD	PCT. RANK	GAMES	SCHEDULE	OF SCHEDULE	RPI	RPI	RPI	RPI
DIV. I ONLY	22- 6	39	8- 2	72	108	32	32	12	12	
DIV. I NON-CONF.	10- 4	73	0- 0	29	21	28	28	16	16	
TOTALS	RPI 1-25	RPI 26-50	W-L RECORDS	RPI 51-100	RPI 101-999	RPI 201+				
22- 6	1- 2	1- 1	OVERALL	4- 3	16- 0	8- 0				
12- 2	0- 1	1- 0	HOME	1- 1	10- 0	5- 0				
8- 4	0- 1	0- 1	AWAY	3- 2	5- 0	3- 0				
2- 0	1- 0	0- 0	NEUTRAL	0- 0	1- 0	0- 0				
10- 4	1- 2	1- 1	NON-CONFERENCE	2- 1	6- 0	2- 0				
6- 1	0- 1	1- 0	HOME	0- 0	5- 0	2- 0				
2- 3	0- 1	0- 1	AWAY	2- 1	0- 0	0- 0				
2- 0	1- 0	0- 0	NEUTRAL	0- 0	1- 0	0- 0				
12- 2	0- 0	0- 0	CONFERENCE	2- 2	10- 0	6- 0				
6- 1	0- 0	0- 0	HOME	1- 1	5- 0	3- 0				
6- 1	0- 0	0- 0	AWAY	1- 1	5- 0	3- 0				
0- 0	0- 0	0- 0	NEUTRAL	0- 0	0- 0	0- 0				

RPI	S	Opponent	Score	RPI	S	Opponent	Score	RPI	S	Opponent	Score	RPI	S	Opponent	Score
5	H	Louisville	64 68	29	H	Oklahoma	67 61	52	A	FGCU	78 87	133	H	UNI	57 47
20	N	NC State	75 67	48	A	Creighton	65 72	57	A	South Dakota	75 80	135	H	Wichita St.	96 64
23	A	Green Bay	41 55					57	H	South Dakota	61 67	157	N	Charlotte	71 70
								77	A	Drake	85 78	172	A	Denver	69 58
								96	A	Western Ill.	70 42	172	H	Denver	95 59
								96	H	Western Ill.	84 48	179	A	Oral Roberts	77 70
								99	A	George Washington	97 88	179	H	Oral Roberts	96 72
												181	H	North Dakota	66 52
												211	H	Bowling Green	76 44
												236	A	Omaha	103 54
												236	H	Omaha	89 64
												288	A	North Dakota St.	85 64
												288	H	North Dakota St.	83 63
												327	A	Fort Wayne	77 55
												327	H	Fort Wayne	105 49
												343	H	NJIT	92 48
LAST 12 Division I GAMES:															
327	A	Fort Wayne	77 55	288	A	North Dakota St.	85 64	327	H	Fort Wayne	105 49	57	H	South Dakota	61 67
57	A	South Dakota	75 80	96	A	Western Ill.	70 42	96	H	Western Ill.	84 48	179	A	Oral Roberts	96 72
96	A	Western Ill.	70 42	172	H	Denver	95 59	172	H	Denver	95 59	179	A	Oral Roberts	96 72
179	H	Oral Roberts	96 72	236	A	Omaha	103 54	172	A	Denver	69 58				

Non-Div I Games: Dakota Wesleyan 76 63

South Dakota St.



Average RPI		Win: 285	WON-LOST RECORD	WINNING PCT. RANK	LAST 10 GAMES	STRENGTH OF SCHEDULE	OPP. STRENGTH OF SCHEDULE	TEAM RPI	ADJ. RPI	CONF. RPI	ADJ. CONF. RPI
Loss: 145											
DIV. I ONLY			12- 17	224	4- 6	195	286	227	227	25	25
DIV. I NON-CONF.			3- 7	254	0- 0	50	218	188	188	27	27
TOTALS		RPI 1-25		RPI 26-50		W-L RECORDS		RPI 51-100		RPI 101-999	
12- 17	0- 1			0- 1		OVERALL		0- 3		12- 12	10- 2
7- 5	0- 0			0- 0		HOME		0- 1		7- 4	6- 1
4- 11	0- 0			0- 0		AWAY		0- 1		4- 0	4- 0
1- 1	0- 0			0- 0		NEUTRAL		0- 0		1- 1	0- 0
3- 7	0- 1			0- 1		NON-CONFERENCE		0- 2		3- 3	2- 0
2- 1	0- 0			0- 0		HOME		0- 0		2- 1	2- 0
0- 6	0- 1			0- 1		AWAY		0- 2		0- 2	0- 0
1- 0	0- 0			0- 0		NEUTRAL		0- 0		1- 0	0- 0
9- 10	0- 0			0- 0		CONFERENCE		0- 1		9- 9	8- 2
5- 4	0- 0			0- 0		HOME		0- 1		5- 3	4- 1
4- 5	0- 0			0- 0		AWAY		0- 0		4- 5	4- 1
0- 1	0- 0			0- 0		NEUTRAL		0- 0		0- 1	0- 0

RPI 1-25				RPI 26-50				RPI 51-100				RPI 101+ Team's RPI: 227			
RPI	S	Opponent	Score	RPI	S	Opponent	Score	RPI	S	Opponent	Score	RPI	S	Opponent	Score
5	A	Louisville	40 80	38	A	Ball St.	56 69	66	H	Belmont	57 67	115	N	Saint Francis (PA)	82 50
								96	A	Western Ill.	59 87	116	A	Cincinnati	52 65
								100	A	George Mason	38 57	155	A	SIUE	57 65
												155	H	SIUE	72 62
												156	H	Southern Ill.	74 79
												164	A	Jacksonville St.	48 55
												170	A	UT Martin	65 72
												170	H	UT Martin	68 69
												170	N	UT Martin	60 63
												171	A	Kansas	50 51
												193	A	Morehead St.	58 60
												193	H	Morehead St.	56 59
												248	A	Austin Peay	65 66
												248	H	Austin Peay	50 61
												260	H	Bradley	57 53
												290	A	Murray St.	85 74
												290	H	Murray St.	80 70
												312	A	Tennessee Tech	70 66
												313	A	Eastern Ky.	66 52
												313	H	Eastern Ky.	69 55
												329	H	Tennessee St.	71 66
												346	A	Eastern Ill.	77 54
												346	H	Eastern Ill.	51 48
												349	H	Evansville	74 65
LAST 12 Division I GAMES:															
170	N	UT Martin	60 63	193	A	Morehead St.	58 60								
170	H	UT Martin	68 69	248	H	Austin Peay	50 61								
313	A	Eastern Ky.	66 52	290	H	Murray St.	80 70								
155	H	SIUE	72 62	164	A	Jacksonville St.	48 55								
346	H	Eastern Ill.	51 48	312	A	Tennessee Tech	70 66								
170	A	UT Martin	65 72	346	A	Eastern Ill.	77 54								

Non-Div I Games:	Evangel	72	60	Missouri Valley	69	34
------------------	---------	----	----	-----------------	----	----

Southeast Mo. St.

■ Loss, ■ Non-Conf, S Site, H Home A Away N Neutral

Southeastern La.

Through Games Of March 1, 2018

Average RPI Win:	253	WON-LOST	WINNING	LAST 10	STRENGTH OF	OPP. STRENGTH	TEAM	ADJ.	CONF.	ADJ CONF.
Average RPI Loss:	192	RECORD	PCT. RANK	GAMES	SCHEDULE	OF SCHEDULE	RPI	RPI	RPI	RPI
DIV. I ONLY	8- 20	278	5- 5	272	274	291	291	26	26	
DIV. I NON-CONF.	1- 10	327	0- 0	173	208	297	297	26	26	
-----										
TOTALS	RPI 1-25	RPI 26-50	W-L RECORDS	RPI 51-100	RPI 101-999	RPI 201+				
8- 20	0- 0	0- 1	OVERALL	0- 3	8- 16	6- 11				
4- 7	0- 0	0- 0	HOME	0- 1	4- 6	3- 5				
4- 12	0- 0	0- 1	AWAY	0- 2	4- 9	3- 6				
0- 1	0- 0	0- 0	NEUTRAL	0- 0	0- 1	0- 0				
1- 10	0- 0	0- 1	NON-CONFERENCE	0- 2	1- 7	0- 4				
0- 3	0- 0	0- 0	HOME	0- 0	0- 3	0- 2				
1- 6	0- 0	0- 1	AWAY	0- 2	1- 3	0- 2				
0- 1	0- 0	0- 0	NEUTRAL	0- 0	0- 1	0- 0				
7- 10	0- 0	0- 0	CONFERENCE	0- 1	7- 9	6- 7				
4- 4	0- 0	0- 0	HOME	0- 1	4- 3	3- 3				
3- 6	0- 0	0- 0	AWAY	0- 0	3- 6	3- 4				
0- 0	0- 0	0- 0	NEUTRAL	0- 0	0- 0	0- 0				

RPI	S	Opponent	Score	RPI	S	Opponent	Score	RPI	S	Opponent	Score	RPI	S	Opponent	Score	Team's RPI: 291
26	A	LSU	56 84	78	A	TCU	62 112	109	A	SFA	67 79	116	A	Cincinnati	43 82	
				92	H	Lamar University	58 75	119	A	Central Ark.	47 63	119	H	Central Ark.	78 70	
				95	A	Auburn	46 80	131	A	Bethune-Cookman	60 58	154	H	Louisiana	56 68	
								162	N	Kent St.	60 81	223	A	New Orleans	73 82	
								223	H	New Orleans	71 74	225	A	Akron	54 66	
								230	A	Nicholls St.	66 57	234	A	A&M-Corpus Christi	52 56	
								235	A	Grambling	52 61	240	A	Abilene Christian	80 86	
								240	H	Abilene Christian	78 76	279	A	McNeese	47 69	
								279	H	McNeese	65 77	298	H	Alcorn	77 84	
								309	A	Houston Baptist	76 61	310	H	Alabama A&M	74 76	
								317	H	Incarinate Word	65 54	335	H	Sam Houston St.	52 57	
								337	A	Northwestern St.	64 54	337	H	Northwestern St.	71 65	
LAST 12 Division I GAMES:																
223	H	New Orleans	71 74	119	H	Central Ark.	78 70									
337	A	Northwestern St.	64 54	234	A	A&M-Corpus Christi	52 56									
240	H	Abilene Christian	78 76	230	A	Nicholls St.	66 57									
223	A	New Orleans	73 82	335	H	Sam Houston St.	52 57									
279	A	McNeese	47 69	337	H	Northwestern St.	71 65									
317	H	Incarinate Word	65 54	309	A	Houston Baptist	76 61									

Non-Div I Games:

Southeastern La.

Loss, Non-Conf, S Site, H Home A Away N Neutral

Average RPI	Win:	168	WON-LOST	WINNING	LAST 10	STRENGTH OF	OPP. STRENGTH	TEAM	ADJ.	CONF.	ADJ CONF.
Average RPI	Loss:	20	RECORD	PCT. RANK	GAMES	SCHEDULE	OF SCHEDULE	RPI	RPI	RPI	RPI
DIV. I ONLY	20- 10	81	6- 4	50	67	46	46	5	5		
DIV. I NON-CONF.	10- 1	15	0- 0	187	242	45	45	3	3		
-----											
TOTALS	RPI 1-25	RPI 26-50	W-L RECORDS	RPI 51-100	RPI 101-999	RPI 201+					
20- 10	0- 7	1- 3	OVERALL	2- 0	17- 0	7- 0					
7- 5	0- 4	1- 1	HOME	1- 0	5- 0	3- 0					
9- 5	0- 3	0- 2	AWAY	0- 0	9- 0	4- 0					
4- 0	0- 0	0- 0	NEUTRAL	1- 0	3- 0	0- 0					
10- 1	0- 1	0- 0	NON-CONFERENCE	1- 0	9- 0	6- 0					
2- 1	0- 1	0- 0	HOME	0- 0	2- 0	2- 0					
5- 0	0- 0	0- 0	AWAY	0- 0	5- 0	4- 0					
3- 0	0- 0	0- 0	NEUTRAL	1- 0	2- 0	0- 0					
10- 9	0- 6	1- 3	CONFERENCE	1- 0	8- 0	1- 0					
5- 4	0- 3	1- 1	HOME	1- 0	3- 0	1- 0					
4- 5	0- 3	0- 2	AWAY	0- 0	4- 0	0- 0					
1- 0	0- 0	0- 0	NEUTRAL	0- 0	1- 0	0- 0					

RPI 1-25				RPI 26-50				Team's RPI: 46				RPI 51-100				RPI 101+			
RPI	S	Opponent	Score	RPI	S	Opponent	Score	RPI	S	Opponent	Score	RPI	S	Opponent	Score	RPI	S	Opponent	Score
8	A	Oregon	74 80	33	A	Oregon St.	63 69	58	H	Arizona St.	77 62	104	N	Middle Tenn.	72 57				
8	H	Oregon	66 70	33	H	Oregon St.	65 61	60	N	Purdue	58 46	105	A	Washington St.	73 72				
10	A	UCLA	46 59	41	A	Cal i forni a	64 76					105	N	Washi ngton St.	47 44				
10	H	UCLA	70 84	41	H	Cal i forni a	59 62					107	A	Utah	58 47				
13	A	Stanford	65 72									107	H	Utah	53 52				
13	H	Stanford	55 59									139	A	Col orado	86 51				
18	H	Texas A&M	74 75									139	H	Col orado	65 53				
												141	A	Loyol a Marymount	80 70				
												174	N	Marist	78 57				
												197	A	Washi ngton	72 61				
												214	H	Montana St.	98 47				
												246	A	Hawai i	71 60				
												258	A	UC Ri versi de	64 46				
												273	H	Ari zona	78 52				
												287	A	Santa Clara	64 43				
												300	H	Long Beach St.	75 60				
												311	A	UTRGV	71 64				
LAST 12 Division I GAMES:																			
105	N	Washington St.	47 44	58	H	Arizona St.	77 62												
139	H	Colorado	65 53	10	H	UCLA	70 84												
107	H	Utah	53 52	10	A	UCLA	46 59												
33	A	Oregon St.	63 69	197	A	Washington	72 61												
8	A	Oregon	74 80	105	A	Washington St.	73 72												
273	H	Arizona	78 52	41	H	Cal i forni a	59 62												

Non-Div I Games:

Southern Cal i forni a

Average RPI Win:	244	WON-LOST	WINNING	LAST 10	STRENGTH OF	OPP. STRENGTH	TEAM	ADJ.	CONF.	ADJ CONF.
Average RPI Loss:	137	RECORD	PCT. RANK	GAMES	SCHEDULE	OF SCHEDULE	RPI	RPI	RPI	RPI
DIV. I ONLY	14- 13	166	5- 5	155	258	156	156	23	23	
DIV. I NON-CONF.	4- 6	214	0- 0	49	223	128	128	21	21	
-----										
TOTALS	RPI 1-25	RPI 26-50	W-L RECORDS	RPI 51-100	RPI 101-999	RPI 201+				
14- 13	0- 0	0- 2	OVERALL	1- 5	13- 6	10- 3				
7- 4	0- 0	0- 1	HOME	1- 1	6- 2	4- 1				
7- 7	0- 0	0- 0	AWAY	0- 0	7- 1	6- 1				
0- 2	0- 0	0- 1	NEUTRAL	0- 1	0- 0	0- 0				
4- 6	0- 0	0- 2	NON-CONFERENCE	0- 2	4- 2	2- 0				
1- 2	0- 0	0- 1	HOME	0- 0	1- 1	0- 0				
3- 2	0- 0	0- 0	AWAY	0- 1	3- 1	2- 0				
0- 2	0- 0	0- 1	NEUTRAL	0- 1	0- 0	0- 0				
10- 7	0- 0	0- 0	CONFERENCE	1- 3	9- 4	8- 3				
6- 2	0- 0	0- 0	HOME	1- 1	5- 1	4- 1				
4- 5	0- 0	0- 0	AWAY	0- 2	4- 3	4- 2				
0- 0	0- 0	0- 0	NEUTRAL	0- 0	0- 0	0- 0				

RPI 1-25				RPI 26-50				RPI 51-100				RPI 101+				Team's RPI: 156	
RPI	S	Opponent	Score	RPI	S	Opponent	Score	RPI	S	Opponent	Score	RPI	S	Opponent	Score		
				47	N	Mi ami (FL)	65 75	76	N	Al bany (NY)	57 68	133	A	UNI	63 71		
				50	H	Western Ky.	49 75					133	H	UNI	60 53		
								77	A	Drake	73 84	155	H	SIUE	53 57		
								77	H	Drake	64 75	170	H	UT Martin	84 72		
								80	A	UAB	66 76	187	A	Memphis	68 56		
								98	A	Missouri St.	61 79	193	A	Morehead St.	81 85		
								98	H	Missouri St.	71 69	227	A	Southeast Mo. St.	79 74		
												249	A	Illinois St.	46 49		
												249	H	Illinois St.	36 39		
												260	A	Bradley	63 62		
												260	H	Bradley	62 53		
												261	A	Indiana St.	64 45		
												261	H	Indiana St.	54 43		
												297	A	Valparaiso	88 86		
												297	H	Valparaiso	74 63		
												302	A	Loyola Chicago	53 62		
												302	H	Loyola Chicago	62 46		
												308	A	Marshall	64 59		
												349	A	Evansville	74 62		
LAST 12 Division I GAMES:																	
				261	H	Indiana St.	54 43	133	A	UNI	63 71						
				98	A	Missouri St.	61 79	77	A	Drake	73 84						
				302	A	Loyola Chicago	53 62	98	H	Missouri St.	71 69						
				297	A	Valparaiso	88 86	297	H	Valparaiso	74 63						
				260	H	Bradley	62 53	302	H	Loyola Chicago	62 46						
				249	H	Illinois St.	36 39	249	A	Illinois St.	46 49						

Non-Div I Games: Martin Methodist 60 50

Southern Ill.

Average RPI Win:	222	WON-LOST	WINNING	LAST 10	STRENGTH OF	OPP. STRENGTH	TEAM	ADJ.	CONF.	ADJ CONF.
Average RPI Loss:	145	RECORD	PCT. RANK	GAMES	SCHEDULE	OF SCHEDULE	RPI	RPI	RPI	RPI
DIV. I ONLY	13- 13	175	4- 6	202	155	184	184	18	18	
DIV. I NON-CONF.	6- 5	153	0- 0	325	123	236	236	20	20	
-----										
TOTALS	RPI 1-25	RPI 26-50	W-L RECORDS	RPI 51-100	RPI 101-999	RPI 201+				
13- 13	0- 1	1- 1	OVERALL	1- 1	11- 10	7- 3				
10- 3	0- 0	1- 0	HOME	0- 0	9- 3	6- 1				
3- 10	0- 1	0- 1	AWAY	1- 1	2- 7	1- 2				
0- 0	0- 0	0- 0	NEUTRAL	0- 0	0- 0	0- 0				
6- 5	0- 1	0- 0	NON-CONFERENCE	0- 1	6- 3	5- 0				
5- 1	0- 0	0- 0	HOME	0- 0	5- 1	4- 0				
1- 4	0- 1	0- 0	AWAY	0- 1	1- 2	1- 0				
0- 0	0- 0	0- 0	NEUTRAL	0- 0	0- 0	0- 0				
7- 8	0- 0	1- 1	CONFERENCE	1- 0	5- 7	2- 3				
5- 2	0- 0	1- 0	HOME	0- 0	4- 2	2- 1				
2- 6	0- 0	0- 1	AWAY	1- 0	1- 5	0- 2				
0- 0	0- 0	0- 0	NEUTRAL	0- 0	0- 0	0- 0				

RPI 1-25				RPI 26-50				RPI 51-100				RPI 101+				Team's RPI: 184
RPI	S	Opponent	Score	RPI	S	Opponent	Score	RPI	S	Opponent	Score	RPI	S	Opponent	Score	
3	A	Mississippi St.	56 91	50	A	Western Ky.	60 81	65	A	Georgia Tech	44 63	104	A	Middle Tenn.	61 53	
				50	H	Western Ky.	69 63	80	A	UAB	80 63	117	A	Rice	56 62	
												125	A	Louisiana Tech	57 89	
												125	H	Louisiana Tech	65 50	
												128	H	Tulane	66 58	
												157	A	Charlotte	56 66	
												157	H	Charlotte	79 85	
												159	A	Ole Miss	59 68	
												160	A	Samford	56 61	
												166	H	South Ala.	57 78	
												195	H	UTEP	60 53	
												220	A	Fla. Atlantic	74 89	
												226	A	North Texas	62 71	
												267	H	UTSA	83 60	
												283	H	Old Dominion	55 74	
												298	H	Alcorn	72 67	
												308	H	Marshall	70 61	
												315	H	Alabama St.	72 35	
												335	H	Sam Houston St.	58 38	
												337	A	Northwestern St.	71 59	
												338	H	Mississippi Val.	84 69	
-----																
LAST 12 Division I GAMES:																
				50	H	Western Ky.	69 63	308	H	Marshall	70 61					
				195	H	UTEP	60 53	117	A	Rice	56 62					
				220	A	Fla. Atlantic	74 89	267	H	UTSA	83 60					
				125	A	Louisiana Tech	57 89	157	H	Charlotte	79 85					
				226	A	North Texas	62 71	104	A	Middle Tenn.	61 53					
				283	H	Old Dominion	55 74	80	A	UAB	80 63					

Non-Div I Games: William Carey 82 44 Blue Mountain (MS) 96 46

Southern Miss.



Average RPI Win:	303	WON-LOST	WINNING	LAST 10	STRENGTH OF	OPP. STRENGTH	TEAM	ADJ.	CONF.	ADJ CONF.
Average RPI Loss:	150	RECORD	PCT. RANK	GAMES	SCHEDULE	OF SCHEDULE	RPI	RPI	RPI	RPI
DIV. I ONLY	13- 12	165	7- 3	276	325	190	190	32	32	
DIV. I NON-CONF.	0- 8	337	0- 0	43	17	271	271	32	32	
-----										
TOTALS	RPI 1-25	RPI 26-50	W-L RECORDS	RPI 51-100	RPI 101-999	RPI 201+				
13- 12	0- 1	0- 0	OVERALL	0- 4	13- 7	13- 5				
7- 1	0- 0	0- 0	HOME	0- 0	7- 1	7- 1				
6- 10	0- 1	0- 0	AWAY	0- 3	6- 6	6- 4				
0- 1	0- 0	0- 0	NEUTRAL	0- 1	0- 0	0- 0				
0- 8	0- 1	0- 0	NON-CONFERENCE	0- 4	0- 3	0- 1				
0- 0	0- 0	0- 0	HOME	0- 0	0- 0	0- 0				
0- 7	0- 1	0- 0	AWAY	0- 3	0- 3	0- 1				
0- 1	0- 0	0- 0	NEUTRAL	0- 1	0- 0	0- 0				
13- 4	0- 0	0- 0	CONFERENCE	0- 0	13- 4	13- 4				
7- 1	0- 0	0- 0	HOME	0- 0	7- 1	7- 1				
6- 3	0- 0	0- 0	AWAY	0- 0	6- 3	6- 3				
0- 0	0- 0	0- 0	NEUTRAL	0- 0	0- 0	0- 0				

RPI 1-25				RPI 26-50				RPI 51-100				RPI 101+ Team's RPI: 190			
RPI	S	Opponent	Score	RPI	S	Opponent	Score	RPI	S	Opponent	Score	RPI	S	Opponent	Score
14	A	South Fla.	48 108					51	A	Oklahoma St.	66 94	131	A	Bethune-Cookman	56 68
								53	A	Indiana	49 64	166	A	South Ala.	65 69
								69	N	Tol edo	76 81	205	A	Wisconsin	74 77
								95	A	Auburn	47 65	219	A	Texas Southern	67 57
												219	H	Texas Southern	60 66
												235	A	Grambling	71 79
												235	H	Grambling	63 44
												243	A	Prairie View	62 69
												298	A	Alcorn	75 55
												298	H	Alcorn	64 56
												307	A	Jackson St.	68 58
												307	H	Jackson St.	86 76
												310	A	Alabama A&M	58 46
												310	H	Alabama A&M	77 62
												315	A	Alabama St.	56 58
												315	H	Alabama St.	66 58
												331	A	Ark. -Pine Bluff	71 52
												331	H	Ark. -Pine Bluff	59 46
												338	A	Mississippi Val.	70 54
												338	H	Mississippi Val.	66 58
LAST 12 Division I GAMES:															
219	H	Texas Southern	60 66	307	A	Jackson St.	68 58								
298	A	Alcorn	75 55	235	A	Grambling	71 79								
310	A	Alabama A&M	58 46	298	H	Alcorn	64 56								
315	A	Alabama St.	56 58	310	H	Alabama A&M	77 62								
338	H	Mississippi Val.	66 58	315	H	Alabama St.	66 58								
331	H	Ark. -Pine Bluff	59 46	338	A	Mississippi Val.	70 54								

Non-Div I Games: Mobile 86 54

Southern U.

Average RPI Win:	253	WON-LOST	WINNING	LAST 10	STRENGTH OF	OPP. STRENGTH	TEAM	ADJ.	CONF.	ADJ CONF.
Average RPI Loss:	180	RECORD	PCT. RANK	GAMES	SCHEDULE	OF SCHEDULE	RPI	RPI	RPI	RPI
DIV. I ONLY	3- 25	335	0- 10	184	262	328	328	19	19	
DIV. I NON-CONF.	1- 10	327	0- 0	152	326	323	323	13	13	
-----										
TOTALS	RPI 1-25	RPI 26-50	W-L RECORDS	RPI 51-100	RPI 101-999	RPI 201+				
3- 25	0- 1	0- 1	OVERALL	0- 1	3- 22	2- 10				
2- 11	0- 0	0- 1	HOME	0- 1	2- 9	1- 4				
1- 14	0- 1	0- 0	AWAY	0- 0	1- 13	1- 6				
0- 0	0- 0	0- 0	NEUTRAL	0- 0	0- 0	0- 0				
1- 10	0- 1	0- 0	NON-CONFERENCE	0- 1	1- 8	1- 4				
1- 4	0- 0	0- 0	HOME	0- 1	1- 3	1- 1				
0- 6	0- 1	0- 0	AWAY	0- 0	0- 5	0- 3				
0- 0	0- 0	0- 0	NEUTRAL	0- 0	0- 0	0- 0				
2- 15	0- 0	0- 1	CONFERENCE	0- 0	2- 14	1- 6				
1- 7	0- 0	0- 1	HOME	0- 0	1- 6	0- 3				
1- 8	0- 0	0- 0	AWAY	0- 0	1- 8	1- 3				
0- 0	0- 0	0- 0	NEUTRAL	0- 0	0- 0	0- 0				

RPI 1-25				RPI 26-50				RPI 51-100				RPI 101+				Team's RPI: 328
RPI	S	Opponent	Score	RPI	S	Opponent	Score	RPI	S	Opponent	Score	RPI	S	Opponent	Score	
8	A	Oregon	38 98	36	H	Northern Colo.	54 60	56	H	UC Davis	59 85	132	A	Portland St.	66 70	
												143	A	Eastern Wash.	41 58	
												143	H	Eastern Wash.	49 70	
												148	A	Idaho	51 74	
												149	A	Idaho St.	39 66	
												149	H	Idaho St.	76 70	
												150	A	Weber St.	50 65	
												150	H	Weber St.	64 77	
												151	H	Binghamton	66 72	
												152	A	BYU	67 75	
												173	A	San Diego	59 72	
												181	H	North Dakota	53 68	
												186	H	UC Irvine	64 71	
												206	H	CSU Bakersfield	45 46	
												214	A	Montana St.	71 91	
												214	H	Montana St.	57 63	
												238	A	Montana	71 81	
												238	H	Montana	65 74	
												263	A	Grand Canyon	54 59	
												273	A	Arizona	74 76	
												277	A	Sacramento St.	77 79	
												304	H	Utah St.	70 67	
												305	A	Northern Ariz.	60 57	
												305	H	Northern Ariz.	55 72	
												324	A	Utah Valley	61 69	
-----																
LAST 12 Division I GAMES:																
143	H	Eastern Wash.	49 70	149	A	Idaho St.	39 66									
277	A	Sacramento St.	77 79	150	A	Weber St.	50 65									
132	A	Portland St.	66 70	214	H	Montana St.	57 63									
36	H	Northern Colo.	54 60	238	H	Montana	65 74									
181	H	North Dakota	53 68	143	A	Eastern Wash.	41 58									
305	H	Northern Ariz.	55 72	148	A	Idaho	51 74									

Non-Div I Games:

Southern Utah

Average RPI Win:	236	WON-LOST	WINNING	LAST 10	STRENGTH OF	OPP. STRENGTH	TEAM	ADJ.	CONF.	ADJ CONF.
Average RPI Loss:	132	RECORD	PCT. RANK	GAMES	SCHEDULE	OF SCHEDULE	RPI	RPI	RPI	RPI
DIV. I ONLY	8- 22	287	1- 9	109	184	250	250	13	13	
DIV. I NON-CONF.	5- 8	220	0- 0	106	212	196	196	10	10	
-----										
TOTALS	RPI 1-25	RPI 26-50	W-L RECORDS	RPI 51-100	RPI 101-999	RPI 201+				
8- 22	0- 1	0- 1	OVERALL	2- 10	6- 10	6- 4				
5- 9	0- 1	0- 0	HOME	1- 4	4- 4	4- 0				
2- 13	0- 0	0- 1	AWAY	1- 6	1- 6	1- 4				
1- 0	0- 0	0- 0	NEUTRAL	0- 0	1- 0	1- 0				
5- 8	0- 1	0- 0	NON-CONFERENCE	2- 3	3- 4	3- 2				
3- 3	0- 1	0- 0	HOME	1- 1	2- 1	2- 0				
1- 5	0- 0	0- 0	AWAY	1- 2	0- 3	0- 2				
1- 0	0- 0	0- 0	NEUTRAL	0- 0	1- 0	1- 0				
3- 14	0- 0	0- 1	CONFERENCE	0- 7	3- 6	3- 2				
2- 6	0- 0	0- 0	HOME	0- 3	2- 3	2- 0				
1- 8	0- 0	0- 1	AWAY	0- 4	1- 3	1- 2				
0- 0	0- 0	0- 0	NEUTRAL	0- 0	0- 0	0- 0				

RPI 1-25				RPI 26-50				RPI 51-100				RPI 101+				Team's RPI: 250
RPI	S	Opponent	Score	RPI	S	Opponent	Score	RPI	S	Opponent	Score	RPI	S	Opponent	Score	
15	H	Buffalo	59 76	31	A	Dayton	59 80	69	H	Toledo	39 58	121	H	Delaware	52 53	
								72	A	Duquesne	59 73	126	A	Saint Louis	55 78	
								72	H	Duquesne	73 76	145	H	Saint Joseph's	64 70	
								76	A	Albany (NY)	52 69	184	H	Davison	68 75	
								79	A	Fordham	48 72	194	A	Siena	62 70	
								81	A	Navy	48 86	201	H	Richmond	57 79	
								87	A	Bucknell	59 48	216	H	Eastern Mich.	70 51	
								90	H	Penn St.	65 62	228	H	Niagara	76 58	
								99	H	George Washington	56 63	239	A	Hofstra	68 71	
								100	A	George Mason	63 78	244	A	La Salle	63 66	
								100	A	George Mason	79 89	276	H	Massachusetts	69 59	
								100	H	George Mason	63 76	282	A	VCU	75 77	
												284	A	Canisius	69 71	
												325	N	UMBC	63 54	
												333	A	Rhode Island	77 72	
												333	H	Rhode Island	81 70	
-----																
LAST 12 Division I GAMES:																
100	A	George Mason	79 89	99	H	George Washington	56 63									
72	H	Duquesne	73 76	100	H	George Mason	63 76									
333	A	Rhode Island	77 72	72	A	Duquesne	59 73									
100	A	George Mason	63 78	79	A	Fordham	48 72									
201	H	Richmond	57 79	184	H	Davison	68 75									
282	A	VCU	75 77	333	H	Rhode Island	81 70									

Non-Div I Games:

St. Bonaventure

Average RPI Win:	270	WON-LOST	WINNING	LAST 10	STRENGTH OF	OPP. STRENGTH	TEAM	ADJ.	CONF.	ADJ CONF.
Average RPI Loss:	208	RECORD	PCT. RANK	GAMES	SCHEDULE	OF SCHEDULE	RPI	RPI	RPI	RPI
DIV. I ONLY	12- 15	214	5- 5	303	334	252	252	29	29	
DIV. I NON-CONF.	4- 7	226	0- 0	298	320	276	276	29	29	
-----										
TOTALS	RPI 1-25	RPI 26-50	W-L RECORDS	RPI 51-100	RPI 101-999	RPI 201+				
12- 15	0- 0	0- 0	OVERALL	0- 1	12- 14	10- 8				
8- 3	0- 0	0- 0	HOME	0- 0	8- 3	6- 1				
4- 11	0- 0	0- 0	AWAY	0- 1	4- 10	4- 7				
0- 1	0- 0	0- 0	NEUTRAL	0- 0	0- 1	0- 0				
4- 7	0- 0	0- 0	NON-CONFERENCE	0- 1	4- 6	3- 3				
3- 1	0- 0	0- 0	HOME	0- 0	3- 1	2- 0				
1- 5	0- 0	0- 0	AWAY	0- 1	1- 4	1- 3				
0- 1	0- 0	0- 0	NEUTRAL	0- 0	0- 1	0- 0				
8- 8	0- 0	0- 0	CONFERENCE	0- 0	8- 8	7- 5				
5- 2	0- 0	0- 0	HOME	0- 0	5- 2	4- 1				
3- 6	0- 0	0- 0	AWAY	0- 0	3- 6	3- 4				
0- 0	0- 0	0- 0	NEUTRAL	0- 0	0- 0	0- 0				

RPI 1-25				RPI 26-50				RPI 51-100				RPI 101+				Team's RPI: 252
RPI	S	Opponent	Score	RPI	S	Opponent	Score	RPI	S	Opponent	Score	RPI	S	Opponent	Score	
								71	A	St. John's (NY)	49 73	115	A	Saint Francis (PA)	75 90	
												115	H	Saint Francis (PA)	71 94	
												124	A	Seton Hall	50 84	
												128	A	Robert Morris	36 59	
												128	H	Robert Morris	49 47	
												163	H	Army West Point	73 52	
												193	H	Morehead St.	59 73	
												200	N	Norfolk St.	51 52	
												220	A	Fla. Atlantic	60 80	
												237	H	Loyola Maryland	64 47	
												254	A	Howard	69 72	
												255	A	Sacred Heart	60 66	
												255	H	Sacred Heart	63 48	
												259	A	Manhattan	54 57	
												275	A	LIU Brooklyn	59 61	
												275	H	LIU Brooklyn	64 54	
												285	A	Fairleigh Dickinson	58 45	
												285	H	Fairleigh Dickinson	62 70	
												286	A	Bryant	63 73	
												293	A	Mt. St. Mary's	75 56	
												293	H	Mt. St. Mary's	82 73	
												295	A	Central Conn. St.	78 70	
												334	A	Wagner	47 50	
												334	H	Wagner	80 76	
												340	H	Iona	72 63	
												347	A	Saint Peter's	64 49	
-----																
LAST 12 Division I GAMES:																
				285	A	Fairleigh Dickinson	58 45			334	A	Wagner	47 50			
				255	A	Sacred Heart	60 66			255	H	Sacred Heart	63 48			
				275	H	LIU Brooklyn	64 54			285	H	Fairleigh Dickinson	62 70			
				128	H	Robert Morris	49 47			286	A	Bryant	63 73			
				115	H	Saint Francis (PA)	71 94			295	A	Central Conn. St.	78 70			
				293	A	Mt. St. Mary's	75 56			334	H	Wagner	80 76			

Non-Div I Games:

St. Francis Brooklyn

Average RPI Win: 124

Average RPI Loss: 65

WON-LOST  
RECORDWINNING  
PCT. RANKLAST 10  
GAMESSTRENGTH OF  
SCHEDULEOPP. STRENGTH  
OF SCHEDULETEAM  
RPIADJ.  
RPICONF.  
RPIADJ CONF.  
RPIDIV. I ONLY  
DIV. I NON-CONF.16- 13  
7- 4141  
1024- 6  
0- 115  
758  
5471  
3571  
356  
66  
6

TOTALS

RPI 1-25

RPI 26-50

W-L RECORDS

RPI 51-100

RPI 101-999

RPI 201+

16- 13

0- 7

3- 2

OVERALL

2- 1

11- 3

3- 2

10- 5

0- 3

2- 0

HOME

1- 1

7- 1

2- 1

5- 6

0- 2

1- 2

AWAY

1- 0

3- 2

1- 1

1- 2

0- 2

0- 0

NEUTRAL

0- 0

1- 0

0- 0

7- 4

0- 3

1- 0

NON-CONFERENCE

2- 1

4- 0

1- 0

4- 2

0- 1

0- 0

HOME

1- 1

3- 0

1- 0

2- 0

0- 0

1- 0

AWAY

1- 0

0- 0

0- 0

1- 2

0- 2

0- 0

NEUTRAL

0- 0

1- 0

0- 0

9- 9

0- 4

2- 2

CONFERENCE

0- 0

7- 3

2- 2

6- 3

0- 2

2- 0

HOME

0- 0

4- 1

1- 1

3- 6

0- 2

0- 2

AWAY

0- 0

3- 2

1- 1

0- 0

0- 0

0- 0

NEUTRAL

0- 0

0- 0

0- 0

RPI 1-25

RPI 26-50

RPI 51-100 Team's RPI: 71

RPI 101+

RPI	S	Opponent	Score
14	N	South Fla.	59 68
15	H	Buffalo	72 73
17	N	South Carolina	58 76
24	A	DePaul	67 76
24	H	DePaul	54 67
25	A	Marquette	72 74
25	H	Marquette	57 76

RPI	S	Opponent	Score
27	A	Villanova	52 69
27	H	Villanova	70 64
47	A	Miami (FL)	74 64
48	A	Creighton	39 53
48	H	Creighton	72 65

RPI	S	Opponent	Score
63	H	James Madison	81 64
76	A	Albany (NY)	71 66
79	H	Fordham	64 67

RPI	S	Opponent	Score
111	A	Georgetown	71 63
111	H	Georgetown	64 41
122	N	Western Mich.	76 48
123	A	Butler	73 55
123	H	Butler	76 38
124	A	Seton Hall	57 62
124	H	Seton Hall	75 56
153	H	William & Mary	92 81
171	H	Kansas	65 53
212	A	Providence	68 70
212	H	Providence	44 49
217	A	Xavier	67 63
217	H	Xavier	70 36
252	H	St. Francis Brooklyn	73 49

LAST 12 Division I GAMES:

14	N	South Fla.	59 68	217	H	Xavier	70 36
25	H	Marquette	57 76	123	H	Butler	76 38
24	H	DePaul	54 67	212	A	Providence	68 70
124	H	Seton Hall	75 56	48	A	Creighton	39 53
111	A	Georgetown	71 63	124	A	Seton Hall	57 62
27	A	Villanova	52 69	27	H	Villanova	70 64

Non-Div I Games:

St. John's (NY)

Average RPI Win:	122	WON-LOST	WINNING	LAST 10	STRENGTH OF	OPP. STRENGTH	TEAM	ADJ.	CONF.	ADJ CONF.
Average RPI Loss:	26	RECORD	PCT. RANK	GAMES	SCHEDULE	OF SCHEDULE	RPI	RPI	RPI	RPI
DIV. I ONLY	20- 9	71	8- 2	6	14	13	13	5	5	
DIV. I NON-CONF.	6- 6	170	0- 0	4	13	38	38	3	3	
-----										
TOTALS	RPI 1-25	RPI 26-50	W-L RECORDS	RPI 51-100	RPI 101-999	RPI 201+				
20- 9	2- 6	4- 1	OVERALL	3- 2	11- 0	4- 0				
12- 2	1- 1	2- 0	HOME	2- 1	7- 0	3- 0				
6- 5	1- 3	2- 1	AWAY	0- 1	3- 0	1- 0				
2- 2	0- 2	0- 0	NEUTRAL	1- 0	1- 0	0- 0				
6- 6	0- 5	0- 0	NON-CONFERENCE	2- 1	4- 0	2- 0				
3- 2	0- 1	0- 0	HOME	1- 1	2- 0	2- 0				
1- 2	0- 2	0- 0	AWAY	0- 0	1- 0	0- 0				
2- 2	0- 2	0- 0	NEUTRAL	1- 0	1- 0	0- 0				
14- 3	2- 1	4- 1	CONFERENCE	1- 1	7- 0	2- 0				
9- 0	1- 0	2- 0	HOME	1- 0	5- 0	1- 0				
5- 3	1- 1	2- 1	AWAY	0- 1	2- 0	1- 0				
0- 0	0- 0	0- 0	NEUTRAL	0- 0	0- 0	0- 0				

RPI	S	Opponent	Score	RPI	S	Opponent	Score	RPI	S	Opponent	Score	RPI	S	Opponent	Score
2	N	UConn	53 78	33	A	Oregon St.	60 57	58	A	Arizona St.	66 73	105	H	Washington St.	70 57
4	A	Baylor	57 81	41	A	Cal i forn i a	66 78	58	H	Ari zona St.	74 50	107	H	Utah	70 49
6	A	Ohio St.	64 85	41	H	Cal i forn i a	74 69	66	N	Bel mont	74 53	127	A	San Franci sco	86 66
6	N	Ohio St.	82 94	46	A	Southern Cal i forn i a	59 55	84	H	UNLV	74 33	139	H	Colorado	62 53
8	A	Oregon	78 65	46	H	Southern Cal i forn i a	72 65	96	H	Western III.	64 71	162	N	Kent St.	79 54
9	H	Tennessee	71 83									197	A	Washi ngton	86 79
10	A	UCLA	53 64									197	H	Washi ngton	71 45
10	H	UCLA	76 65									206	H	CSU Bakersfi el d	57 34
												258	H	UC Ri versi de	53 43
												273	A	Ari zona	61 46
												273	H	Ari zona	79 42
-----															
LAST 12 Di vi s i o n I GAMES:															
197	A	Washi ngton	86 79	33	A	Oregon St.	60 57	273	H	Ari zona	79 42				
41	A	Cal i forn i a	66 78	58	H	Ari zona St.	74 50								
41	H	Cal i forn i a	74 69	10	A	UCLA	53 64								
139	H	Colorado	62 53	46	A	Southern Cal i forn i a	59 55								
107	H	Utah	70 49	197	H	Washi ngton	71 45								
8	A	Oregon	78 65												

Non-Di v I Games:

Stanford

Average RPI Win:	245	WON-LOST	WINNING	LAST 10	STRENGTH OF	OPP. STRENGTH	TEAM	ADJ.	CONF.	ADJ CONF.
Average RPI Loss:	134	RECORD	PCT. RANK	GAMES	SCHEDULE	OF SCHEDULE	RPI	RPI	RPI	RPI
DIV. I ONLY	15- 13	153	5- 5	214	214	182	182	24	24	
DIV. I NON-CONF.	7- 7	170	0- 0	124	122	152	152	22	22	
-----										
TOTALS	RPI 1-25	RPI 26-50	W-L RECORDS	RPI 51-100	RPI 101-999	RPI 201+				
15- 13	0- 2	0- 1	OVERALL	0- 5	15- 5	10- 4				
9- 3	0- 0	0- 0	HOME	0- 2	9- 1	6- 0				
4- 6	0- 2	0- 0	AWAY	0- 2	4- 2	3- 2				
2- 4	0- 0	0- 1	NEUTRAL	0- 1	2- 2	1- 2				
7- 7	0- 2	0- 1	NON-CONFERENCE	0- 1	7- 3	2- 2				
4- 1	0- 0	0- 0	HOME	0- 0	4- 1	1- 0				
1- 2	0- 2	0- 0	AWAY	0- 0	1- 0	0- 0				
2- 4	0- 0	0- 1	NEUTRAL	0- 1	2- 2	1- 2				
8- 6	0- 0	0- 0	CONFERENCE	0- 4	8- 2	8- 2				
5- 2	0- 0	0- 0	HOME	0- 2	5- 0	5- 0				
3- 4	0- 0	0- 0	AWAY	0- 2	3- 2	3- 2				
0- 0	0- 0	0- 0	NEUTRAL	0- 0	0- 0	0- 0				

RPI 1-25				RPI 26-50				RPI 51-100				RPI 101+ Team's RPI: 182			
RPI	S	Opponent	Score	RPI	S	Opponent	Score	RPI	S	Opponent	Score	RPI	S	Opponent	Score
7	A	Florida St.	39 84	50	N	Western Ky.	58 66	52	A	FGCU	40 80	108	H	Chattanooga	78 67
11	A	Texas	59 95					52	H	FGCU	60 74	140	H	Texas St.	61 54
								94	N	Wright St.	59 64	155	A	SIUE	65 61
								97	A	Jacksonville	63 73	169	N	Florida	85 71
								97	H	Jacksonville	54 61	196	H	High Point	64 69
												201	H	Richmond	72 67
												212	N	Providence	45 56
												251	A	North Florida	68 51
												251	H	North Florida	68 55
												256	H	Northern Ky.	67 56
												264	A	Lipscomb	59 55
												264	H	Lipscomb	91 71
												280	N	UMKC	50 67
												294	A	USC Upstate	64 69
												294	H	USC Upstate	62 61
												303	A	Kennesaw St.	49 66
												303	H	Kennesaw St.	96 53
												331	N	Delaware St.	58 43
												343	A	NJIT	72 53
												343	H	NJIT	73 55
LAST 12 Division I GAMES:															
				52	H	FGCU	60 74	251	A	North Florida	68 51				
				264	H	Lipscomb	91 71	97	A	Jacksonville	63 73				
				303	H	Kennesaw St.	96 53	251	H	North Florida	68 55				
				294	A	USC Upstate	64 69	303	A	Kennesaw St.	49 66				
				343	A	NJIT	72 53	264	A	Lipscomb	59 55				
				97	H	Jacksonville	54 61	343	H	NJIT	73 55				

Non-Div I Games: Thomas (GA) 92 41 Webber Int'l 67 30

Stetson

Average RPI Win:	268	WON-LOST	WINNING	LAST 10	STRENGTH OF	OPP. STRENGTH	TEAM	ADJ.	CONF.	ADJ CONF.
Average RPI Loss:	124	RECORD	PCT. RANK	GAMES	SCHEDULE	OF SCHEDULE	RPI	RPI	RPI	RPI
DIV. I ONLY	17- 11	108	8- 2	299	245	176	176	20	20	
DIV. I NON-CONF.	7- 5	132	0- 0	333	243	224	224	24	24	
-----										
TOTALS	RPI 1-25	RPI 26-50	W-L RECORDS	RPI 51-100	RPI 101-999	RPI 201+				
17- 11	0- 0	0- 1	OVERALL	1- 4	16- 6	13- 1				
8- 5	0- 0	0- 0	HOME	1- 1	7- 4	7- 0				
9- 6	0- 0	0- 1	AWAY	0- 3	9- 2	6- 1				
0- 0	0- 0	0- 0	NEUTRAL	0- 0	0- 0	0- 0				
7- 5	0- 0	0- 1	NON-CONFERENCE	0- 1	7- 3	7- 1				
4- 1	0- 0	0- 0	HOME	0- 0	4- 1	4- 0				
3- 4	0- 0	0- 1	AWAY	0- 1	3- 2	3- 1				
0- 0	0- 0	0- 0	NEUTRAL	0- 0	0- 0	0- 0				
10- 6	0- 0	0- 0	CONFERENCE	1- 3	9- 3	6- 0				
4- 4	0- 0	0- 0	HOME	1- 1	3- 3	3- 0				
6- 2	0- 0	0- 0	AWAY	0- 2	6- 0	3- 0				
0- 0	0- 0	0- 0	NEUTRAL	0- 0	0- 0	0- 0				

RPI 1-25	RPI 26-50	RPI 51-100	RPI 101+	Team's RPI: 176
RPI S Opponent Score	RPI S Opponent Score	RPI S Opponent Score	RPI S Opponent Score	Score
	37  Syracuse 70  81	54  Harvard 53  60	130  Yale 71  77	
		75  Maine 56  64	146  Hartford 66 58	
		75  Maine 76 68	146  Hartford 68  75	
		76  Albany (NY) 58  64	151  Binghamton 67 59	
		76  Albany (NY) 68  72	151  Binghamton 64  69	
			168  Northwestern 36  68	
			183  New Hampshire 62 56	
			183  New Hampshire 50  51	
			239  Hofstra 73 49	
			259  Manhattan 74 59	
			271  Cornell 40  48	
			285  Fairleigh Dickinson 56 51	
			292  Vermont 55 49	
			292  Vermont 80 57	
			295  Central Conn. St. 60 55	
			325  UMBC 69 44	
			325  UMBC 53 49	
			326  Ga. Southern 68 49	
			334  Wagner 69 50	
			340  Iona 63 46	
			348  UMass Lowell 63 60	
			348  UMass Lowell 59 50	
LAST 12 Division I GAMES:				
	292  Vermont 55 49	146  Hartford 66 58		
	183  New Hampshire 62 56	325  UMBC 69 44		
	325  UMBC 53 49	76  Albany (NY) 58  64		
	75  Maine 76 68	348  UMass Lowell 59 50		
	348  UMass Lowell 63 60	183  New Hampshire 50  51		
	151  Binghamton 64  69	151  Binghamton 67 59		

Non-Div I Games: Farmingdale St. 76 25

Stony Brook





Average RPI Win:	161	WON-LOST	WINNING	LAST 10	STRENGTH OF	OPP. STRENGTH	TEAM	ADJ.	CONF.	ADJ CONF.
Average RPI Loss:	58	RECORD	PCT. RANK	GAMES	SCHEDULE	OF SCHEDULE	RPI	RPI	RPI	RPI
DIV. I ONLY	18- 11	103	4- 6	66	54	78	78	4	4	
DIV. I NON-CONF.	9- 2	33	0- 0	204	216	75	75	5	5	
-----										
TOTALS	RPI 1-25	RPI 26-50	W-L RECORDS	RPI 51-100	RPI 101-999	RPI 201+				
18- 11	1- 4	1- 1	OVERALL	4- 3	12- 3	6- 0				
11- 5	1- 1	1- 0	HOME	2- 2	7- 2	3- 0				
5- 6	0- 3	0- 1	AWAY	2- 1	3- 1	2- 0				
2- 0	0- 0	0- 0	NEUTRAL	0- 0	2- 0	1- 0				
9- 2	0- 1	0- 0	NON-CONFERENCE	1- 0	8- 1	4- 0				
6- 1	0- 0	0- 0	HOME	1- 0	5- 1	2- 0				
1- 1	0- 1	0- 0	AWAY	0- 0	1- 0	1- 0				
2- 0	0- 0	0- 0	NEUTRAL	0- 0	2- 0	1- 0				
9- 9	1- 3	1- 1	CONFERENCE	3- 3	4- 2	2- 0				
5- 4	1- 1	1- 0	HOME	1- 2	2- 1	1- 0				
4- 5	0- 2	0- 1	AWAY	2- 1	2- 1	1- 0				
0- 0	0- 0	0- 0	NEUTRAL	0- 0	0- 0	0- 0				

RPI 1-25				RPI 26-50				RPI 51-100				Team's RPI: 78				RPI 101+			
RPI	S	Opponent	Score	RPI	S	Opponent	Score	RPI	S	Opponent	Score	RPI	S	Opponent	Score	RPI	S	Opponent	Score
4	A	Bayl or	63 83	29	A	Okl ahoma	71 84	51	A	Okl ahoma St.	72 85	106	A	Iowa St.	75 52				
4	H	Bayl or	53 85	29	H	Okl ahoma	62 58	51	H	Okl ahoma St.	54 71	106	H	Iowa St.	63 66				
11	A	Texas	65 92					67	A	West Vi rgi nia	76 74	130	H	Yale	72 82				
11	H	Texas	79 77					67	H	West Vi rgi nia	82 87	140	H	Texas St.	82 58				
18	A	Texas A&M	58 71					91	A	Kansas St.	68 63	148	N	Idaho	86 76				
								91	H	Kansas St.	87 70	171	A	Kansas	77 86				
								93	H	Al abama	88 67	171	H	Kansas	76 66				
												178	H	Hampton	90 68				
												179	H	Oral Roberts	72 58				
												209	A	SMU	64 58				
												241	A	Texas Tech	72 60				
												241	H	Texas Tech	93 72				
												273	N	Arizona	68 59				
												291	H	Southeastern La.	112 62				
												337	H	Northwestern St.	89 51				
LAST 12 Division I GAMES:																			
51	A	Okl ahoma St.	72 85	51	H	Okl ahoma St.	54 71												
4	H	Bayl or	53 85	11	A	Texas	65 92												
241	A	Texas Tech	72 60	106	A	Iowa St.	75 52												
91	H	Kansas St.	87 70	29	H	Okl ahoma	62 58												
106	H	Iowa St.	63 66	91	A	Kansas St.	68 63												
4	A	Bayl or	63 83	171	H	Kansas	76 66												

Non-Div I Games:

TCU

Average RPI Win: 220

Average RPI Loss: 77

WON-LOST  
RECORDWINNING  
PCT. RANKLAST 10  
GAMESSTRENGTH OF  
SCHEDULEOPP. STRENGTH  
OF SCHEDULETEAM  
RPIADJ.  
RPICONF.  
RPIADJ CONF.  
RPIDIV. I ONLY  
DIV. I NON-CONF.11- 18  
8- 5239  
1112- 8  
0- 179  
18977  
109192  
180192  
1808  
78  
7

TOTALS

RPI 1-25

RPI 26-50

W-L RECORDS

RPI 51-100

RPI 101-999

RPI 201+

11- 18

0- 5

0- 4

OVERALL

1- 2

10- 7

6- 1

8- 11

0- 3

0- 3

HOME

1- 2

7- 3

4- 0

3- 7

0- 1

0- 0

AWAY

0- 0

3- 1

2- 0

0- 0

0- 0

0- 0

NEUTRAL

0- 0

0- 0

0- 0

8- 5

0- 1

0- 2

NON-CONFERENCE

1- 1

7- 1

4- 0

6- 5

0- 1

0- 2

HOME

1- 1

5- 1

2- 0

2- 0

0- 0

0- 0

AWAY

0- 0

2- 0

2- 0

0- 0

0- 0

0- 0

NEUTRAL

0- 0

0- 0

0- 0

3- 13

0- 4

0- 2

CONFERENCE

0- 1

3- 6

2- 1

2- 6

0- 2

0- 1

HOME

0- 1

2- 2

2- 0

1- 7

0- 2

0- 1

AWAY

0- 0

1- 4

0- 1

0- 0

0- 0

0- 0

NEUTRAL

0- 0

0- 0

0- 0

RPI 1-25

RPI 26-50

RPI 51-100

RPI 101+

Team's RPI: 192

RPI	S	Opponent	Score
2	A	UConn	45 106
2	H	UConn	57 113
14	A	South Fla.	60 76
14	H	South Fla.	73 89
17	H	South Carolina	60 87

RPI	S	Opponent	Score
27	H	Villanova	65 69
39	H	Rutgers	67 84
44	A	UCF	46 76
44	H	UCF	57 64

RPI	S	Opponent	Score
54	H	Harvard	86 64
68	H	Houston	75 99
70	H	Penn	59 74

RPI	S	Opponent	Score
116	A	Cincinnati	72 80
116	H	Cincinnati	52 70
128	A	Tulane	65 69
135	A	Wichita St.	81 88
145	H	Saint Joseph's	69 66
159	H	Ole Miss	48 64
174	H	Marist	83 77
178	H	Hampton	65 56
187	H	Memphis	78 83
199	A	East Carolina	65 64
209	A	SMU	56 60
209	H	SMU	55 52
210	H	Tulsa	76 75
244	A	La Salle	69 52
331	H	Delaware St.	96 72
334	H	Wagner	70 36
340	A	Iona	59 54

LAST 12 Division I GAMES:

187	H	Memphis	78 83	128	A	Tulane	65 69
199	A	East Carolina	65 64	210	H	Tulsa	76 75
116	H	Cincinnati	52 70	209	A	SMU	56 60
2	A	UConn	45 106	14	A	South Fla.	60 76
135	A	Wichita St.	81 88	70	H	Penn	59 74
44	H	UCF	57 64	2	H	UConn	57 113

Non-Div I Games:

Temple

Average RPI Win:	104	WON-LOST	WINNING	LAST 10	STRENGTH OF	OPP. STRENGTH	TEAM	ADJ.	CONF.	ADJ CONF.
Average RPI Loss:	27	RECORD	PCT. RANK	GAMES	SCHEDULE	OF SCHEDULE	RPI	RPI	RPI	RPI
DIV. I ONLY	24- 6	24	7- 3	9	7	9	9	2	2	
DIV. I NON-CONF.	12- 1	6	0- 0	10	33	3	3	2	2	
-----										
TOTALS	RPI 1-25	RPI 26-50	W-L RECORDS	RPI 51-100	RPI 101-999	RPI 201+				
24- 6	6- 4	1- 1	OVERALL	6- 1	11- 0	2- 0				
13- 2	3- 1	1- 0	HOME	2- 1	7- 0	1- 0				
7- 4	2- 3	0- 1	AWAY	1- 0	4- 0	1- 0				
4- 0	1- 0	0- 0	NEUTRAL	3- 0	0- 0	0- 0				
12- 1	3- 1	0- 0	NON-CONFERENCE	3- 0	6- 0	2- 0				
7- 0	1- 0	0- 0	HOME	1- 0	5- 0	1- 0				
2- 1	1- 1	0- 0	AWAY	0- 0	1- 0	1- 0				
3- 0	1- 0	0- 0	NEUTRAL	2- 0	0- 0	0- 0				
12- 5	3- 3	1- 1	CONFERENCE	3- 1	5- 0	0- 0				
6- 2	2- 1	1- 0	HOME	1- 1	2- 0	0- 0				
5- 3	1- 2	0- 1	AWAY	1- 0	3- 0	0- 0				
1- 0	0- 0	0- 0	NEUTRAL	1- 0	0- 0	0- 0				

RPI	S	Opponent	Score
1	A	Notre Dame	70 84
3	H	Mississippi St.	52 71
11	H	Texas	82 75
13	A	Stanford	83 71
17	A	South Carolina	86 70
17	H	South Carolina	65 46
18	A	Texas A&M	76 79
18	H	Texas A&M	82 67
19	A	Missouri	73 77
25	N	Marquette	101 99

RPI	S	Opponent	Score
26	A	LSU	59 70
28	H	Georgia	62 46

RPI	S	Opponent	Score
51	N	Oklahoma St.	79 69
57	N	South Dakota	69 49
63	H	James Madison	89 60
85	A	Kentucky	63 49
93	H	Alabama	63 72
95	H	Auburn	70 59
95	N	Auburn	64 61

RPI	S	Opponent	Score
113	H	ETSU	87 49
119	H	Central Ark.	77 34
135	H	Wichita St.	68 56
138	A	Arkansas	90 85
147	A	Vanderbilt	74 64
147	H	Vanderbilt	86 73
159	H	Ole Miss	75 66
169	A	Florida	70 42
180	H	Troy	131 69
300	A	Long Beach St.	90 61
315	H	Alabama St.	104 51

## LAST 12 Division I GAMES:

95	N	Auburn	64	61	138	A	Arkansas	90	85
17	H	South Carolina	65	46	147	A	Vanderbilt	74	64
169	A	Florida	70	42	18	H	Texas A&M	82	67
19	A	Missouri	73	77	26	A	LSU	59	70
93	H	Alabama	63	72	159	H	Ole Miss	75	66
28	H	Georgia	62	46	3	H	Mississippi St.	52	71

Non-Div I Games:

Tennessee

Average RPI		Win: 310	WON-LOST RECORD	WINNING PCT. RANK	LAST 10 GAMES	STRENGTH OF SCHEDULE	OPP. STRENGTH OF SCHEDULE	TEAM RPI	ADJ. RPI	CONF. RPI	ADJ. CONF. RPI
Loss: 190											
DIV. I ONLY		5- 21	322	3- 7	239	305	329	329	25	25	
DIV. I NON-CONF.		1- 7	310	0- 0	162	285	317	317	27	27	
TOTALS		RPI 1-25	RPI 26-50	W-L RECORDS		RPI 51-100	RPI 101-999	RPI 201+			
5- 21	0- 1		0- 1	OVERALL		0- 2	5- 17	5- 8			
4- 10	0- 0		0- 1	HOME		0- 1	4- 8	4- 4			
1- 11	0- 1		0- 0	AWAY		0- 1	1- 9	1- 4			
0- 0	0- 0		0- 0	NEUTRAL		0- 0	0- 0	0- 0			
1- 7	0- 1		0- 1	NON-CONFERENCE		0- 0	1- 5	1- 3			
1- 4	0- 0		0- 1	HOME		0- 0	1- 3	1- 2			
0- 3	0- 1		0- 0	AWAY		0- 0	0- 2	0- 1			
0- 0	0- 0		0- 0	NEUTRAL		0- 0	0- 0	0- 0			
4- 14	0- 0		0- 0	CONFERENCE		0- 2	4- 12	4- 5			
3- 6	0- 0		0- 0	HOME		0- 1	3- 5	3- 2			
1- 8	0- 0		0- 0	AWAY		0- 1	1- 7	1- 3			
0- 0	0- 0		0- 0	NEUTRAL		0- 0	0- 0	0- 0			

RPI 1-25					
RPI	S	Opponent	Score		
5	A	Louisville	56	95	

RPI 26-50					
RPI	S	Opponent	Score		
38	H	Ball St.	65	85	

RPI 51-100					
RPI	S	Opponent	Score		
66	A	Belmont	42	84	
66	H	Belmont	70	87	

Team's RPI: 329					
RPI	S	Opponent	Score		
155	A	SIUE	63	74	
155	H	SIUE	76	88	
164	A	Jacksonville St.	61	62	
164	H	Jacksonville St.	56	75	
170	A	UT Martin	68	80	
180	H	Troy	66	95	
187	A	Memphis	75	79	
193	A	Morehead St.	81	97	
193	H	Morehead St.	69	71	
213	A	Arkansas St.	62	68	
227	A	Southeast Mo. St.	66	71	
248	H	Austin Peay	59	75	
264	H	Lipscomb	71	64	
290	H	Murray St.	73	85	
308	H	Marshall	65	71	
310	H	Alabama A&M	75	77	
312	A	Tennessee Tech	65	68	
312	H	Tennessee Tech	76	66	
313	A	Eastern Ky.	59	58	
313	H	Eastern Ky.	69	58	
346	A	Eastern Ill.	59	66	
346	H	Eastern Ill.	86	68	

LAST 12 Division I GAMES:					
66	A	Belmont	42	84	
312	A	Tennessee Tech	65	68	
313	H	Eastern Ky.	69	58	
193	H	Morehead St.	69	71	
164	A	Jacksonville St.	61	62	
66	H	Belmont	70	87	
313	A	Eastern Ky.	59	58	
193	A	Morehead St.	81	97	
346	H	Eastern Ill.	86	68	
155	H	SIUE	76	88	
290	H	Murray St.	73	85	
248	H	Austin Peay	59	75	

### Non-Div I Games:

Fi sk

93 48

Tennessee St.

Average RPI Win:	285	WON-LOST	WINNING	LAST 10	STRENGTH OF	OPP. STRENGTH	TEAM	ADJ.	CONF.	ADJ CONF.
Average RPI Loss:	178	RECORD	PCT. RANK	GAMES	SCHEDULE	OF SCHEDULE	RPI	RPI	RPI	RPI
DIV. I ONLY	5- 22	324	3- 7	179	299	312	312	25	25	
DIV. I NON-CONF.	1- 8	313	0- 0	82	206	277	277	27	27	
-----										
TOTALS	RPI 1-25	RPI 26-50	W-L RECORDS	RPI 51-100	RPI 101-999	RPI 201+				
5- 22	0- 0	0- 1	OVERALL	0- 5	5- 16	4- 8				
3- 10	0- 0	0- 0	HOME	0- 2	3- 8	3- 4				
2- 12	0- 0	0- 1	AWAY	0- 3	2- 8	1- 4				
0- 0	0- 0	0- 0	NEUTRAL	0- 0	0- 0	0- 0				
1- 8	0- 0	0- 1	NON-CONFERENCE	0- 3	1- 4	1- 1				
1- 3	0- 0	0- 0	HOME	0- 1	1- 2	1- 1				
0- 5	0- 0	0- 1	AWAY	0- 2	0- 2	0- 0				
0- 0	0- 0	0- 0	NEUTRAL	0- 0	0- 0	0- 0				
4- 14	0- 0	0- 0	CONFERENCE	0- 2	4- 12	3- 7				
2- 7	0- 0	0- 0	HOME	0- 1	2- 6	2- 3				
2- 7	0- 0	0- 0	AWAY	0- 1	2- 6	1- 4				
0- 0	0- 0	0- 0	NEUTRAL	0- 0	0- 0	0- 0				

RPI	S	Opponent	Score	RPI	S	Opponent	Score	RPI	S	Opponent	Score	RPI	S	Opponent	Score
28	A	Georgia	48 56	66	A	Belmont	59 78	104	A	Middle Tenn.	44 58	104	A	Middle Tenn.	44 58
				66	H	Belmont	60 68	113	A	ETSU	55 74	113	A	ETSU	55 74
				82	H	IUPUI	54 68	136	H	Radford	41 60	136	H	Radford	41 60
				85	A	Kentucky	54 82	155	A	SIUE	58 65	155	A	SIUE	58 65
				94	A	Wright St.	59 82	164	A	Jacksonville St.	60 58	164	A	Jacksonville St.	60 58
								164	H	Jacksonville St.	59 73	164	H	Jacksonville St.	59 73
								170	H	UT Martin	51 67	170	H	UT Martin	51 67
								193	A	Morehead St.	51 53	193	A	Morehead St.	51 53
								193	H	Morehead St.	67 74	193	H	Morehead St.	67 74
								227	H	Southeast Mo. St.	66 70	227	H	Southeast Mo. St.	66 70
								248	A	Austin Peay	52 53	248	A	Austin Peay	52 53
								248	H	Austin Peay	63 59	248	H	Austin Peay	63 59
								264	H	Lipscomb	57 61	264	H	Lipscomb	57 61
								290	A	Murray St.	73 80	290	A	Murray St.	73 80
								290	H	Murray St.	63 72	290	H	Murray St.	63 72
								313	A	Eastern Ky.	53 55	313	A	Eastern Ky.	53 55
								313	H	Eastern Ky.	68 76	313	H	Eastern Ky.	68 76
								329	A	Tennessee St.	66 76	329	A	Tennessee St.	66 76
								329	H	Tennessee St.	68 65	329	H	Tennessee St.	68 65
								339	H	Winthrop	70 41	339	H	Winthrop	70 41
								346	A	Eastern Ill.	60 57	346	A	Eastern Ill.	60 57
LAST 12 Division I GAMES:															
164	H	Jacksonville St.	59 73	346	A	Eastern Ill.	60 57	164	H	Jacksonville St.	59 73	346	A	Eastern Ill.	60 57
329	H	Tennessee St.	68 65	155	A	SIUE	58 65	329	H	Tennessee St.	68 65	155	A	SIUE	58 65
290	A	Murray St.	73 80	170	H	UT Martin	51 67	290	A	Murray St.	73 80	170	H	UT Martin	51 67
248	A	Austin Peay	52 53	227	H	Southeast Mo. St.	66 70	248	A	Austin Peay	52 53	227	H	Southeast Mo. St.	66 70
66	H	Belmont	60 68	193	A	Morehead St.	51 53	66	H	Belmont	60 68	193	A	Morehead St.	51 53
164	A	Jacksonville St.	60 58	313	A	Eastern Ky.	53 55	164	A	Jacksonville St.	60 58	313	A	Eastern Ky.	53 55

Non-Div I Games: Cumberland (TN) 83 52 Tenn. Wesleyan 84 66

Tennessee Tech

Average RPI Win:	127	WON-LOST	WINNING	LAST 10	STRENGTH OF	OPP. STRENGTH	TEAM	ADJ.	CONF.	ADJ CONF.
Average RPI Loss:	19	RECORD	PCT. RANK	GAMES	SCHEDULE	OF SCHEDULE	RPI	RPI	RPI	RPI
DIV. I ONLY	24- 5	14	9- 1	18	9	11	11	4	4	
DIV. I NON-CONF.	9- 2	33	0- 0	40	22	22	22	5	5	
-----										
TOTALS	RPI 1-25	RPI 26-50	W-L RECORDS	RPI 51-100	RPI 101-999	RPI 201+				
24- 5	1- 4	4- 0	OVERALL	7- 1	12- 0	5- 0				
14- 2	1- 2	1- 0	HOME	4- 0	8- 0	4- 0				
8- 3	0- 2	2- 0	AWAY	3- 1	3- 0	1- 0				
2- 0	0- 0	1- 0	NEUTRAL	0- 0	1- 0	0- 0				
9- 2	1- 2	2- 0	NON-CONFERENCE	0- 0	6- 0	3- 0				
6- 1	1- 1	0- 0	HOME	0- 0	5- 0	3- 0				
1- 1	0- 1	1- 0	AWAY	0- 0	0- 0	0- 0				
2- 0	0- 0	1- 0	NEUTRAL	0- 0	1- 0	0- 0				
15- 3	0- 2	2- 0	CONFERENCE	7- 1	6- 0	2- 0				
8- 1	0- 1	1- 0	HOME	4- 0	3- 0	1- 0				
7- 2	0- 1	1- 0	AWAY	3- 1	3- 0	1- 0				
0- 0	0- 0	0- 0	NEUTRAL	0- 0	0- 0	0- 0				

RPI	S	Opponent	Score	RPI	S	Opponent	Score	RPI	S	Opponent	Score	RPI	S	Opponent	Score
2	H	UConn	71 75	26	N	LSU	75 66	51	A	Oklahoma St.	77 62	106	A	Iowa St.	72 59
4	A	Baylor	56 81	28	A	Georgia	81 53	51	H	Oklahoma St.	84 79	106	H	Iowa St.	87 55
4	H	Baylor	87 93	29	A	Oklahoma	88 78	67	A	West Virginia	73 55	125	H	Louisiana Tech	88 54
7	H	Florida St.	87 72	29	H	Oklahoma	79 66	67	H	West Virginia	79 58	171	A	Kansas	55 41
9	A	Tennessee	75 82					78	A	TCU	77 79	171	H	Kansas	79 62
								78	H	TCU	92 65	182	H	Stetson	95 59
								91	A	Kansas St.	75 64	197	N	Washington	92 68
								91	H	Kansas St.	76 54	241	A	Texas Tech	90 39
												241	H	Texas Tech	87 72
												267	H	UTSA	120 70
												279	H	McNeese	100 34
												337	H	Northwestern St.	68 44
LAST 12 Division I GAMES:															
29	H	Oklahoma	79 66	67	A	West Virginia	73 55								
106	A	Iowa St.	72 59	78	H	TCU	92 65								
4	H	Baylor	87 93	171	A	Kansas	55 41								
51	A	Oklahoma St.	77 62	106	H	Iowa St.	87 55								
241	H	Texas Tech	87 72	4	A	Baylor	56 81								
91	H	Kansas St.	76 54	241	A	Texas Tech	90 39								

Non-Div I Games:

Texas

Average RPI	Win:	122	WON-LOST	WINNING	LAST 10	STRENGTH OF	OPP. STRENGTH	TEAM	ADJ.	CONF.	ADJ CONF.
Average RPI	Loss:	21	RECORD	PCT. RANK	GAMES	SCHEDULE	OF SCHEDULE	RPI	RPI	RPI	RPI
DIV. I ONLY		23- 8		49	7- 3	12	31	18	18	2	2
DIV. I NON-CONF.		11- 3		45	0- 0	21	76	31	31	2	2
-----											
TOTALS	RPI 1-25		RPI 26-50		W-L RECORDS	RPI 51-100		RPI 101-999		RPI 201+	
23- 8	2- 5		2- 2		OVERALL	6- 1		13- 0		4- 0	
15- 3	2- 1		1- 1		HOME	4- 1		8- 0		2- 0	
6- 4	0- 3		1- 1		AWAY	2- 0		3- 0		1- 0	
2- 1	0- 1		0- 0		NEUTRAL	0- 0		2- 0		1- 0	
11- 3	0- 2		1- 0		NON-CONFERENCE	2- 1		8- 0		4- 0	
8- 2	0- 1		0- 0		HOME	2- 1		6- 0		2- 0	
2- 0	0- 0		1- 0		AWAY	0- 0		1- 0		1- 0	
1- 1	0- 1		0- 0		NEUTRAL	0- 0		1- 0		1- 0	
12- 5	2- 3		1- 2		CONFERENCE	4- 0		5- 0		0- 0	
7- 1	2- 0		1- 1		HOME	2- 0		2- 0		0- 0	
4- 4	0- 3		0- 1		AWAY	2- 0		2- 0		0- 0	
1- 0	0- 0		0- 0		NEUTRAL	0- 0		1- 0		0- 0	

RPI	S	Opponent	Score	RPI	S	Opponent	Score	RPI	S	Opponent	Score	RPI	S	Opponent	Score
3	A	Mississippi St.	55 76	26	A	LSU	78 80	67	H	West Virginia	56 70	103	H	Little Rock	66 49
8	H	Oregon	68 83	26	H	LSU	69 59	68	H	Houston	83 65	117	H	Rice	82 76
8	N	Oregon	62 84	28	H	Georgia	84 92	78	H	TCU	71 58	119	H	Central Ark.	72 61
9	A	Tennessee	67 82	46	A	Southern California	75 74	85	H	Kentucky	74 70	138	A	Arkansas	104 60
9	H	Tennessee	79 76					93	A	Alabama	73 54	138	N	Arkansas	82 52
17	A	South Carolina	59 61					95	A	Auburn	82 73	147	A	Vanderbilt	91 67
19	H	Missouri	82 63					95	H	Auburn	78 59	154	H	Louisiana	83 62
-----															
Team's RPI: 18															
RPI 26-50															
RPI 51-100															
RPI 101+															
LAST 12 Division I GAMES:															
138	N	Arkansas	82 52	159	H	Ole Miss	83 54								
19	H	Missouri	82 63	95	H	Auburn	78 59								
138	A	Arkansas	104 60	9	A	Tennessee	67 82								
3	A	Mississippi St.	55 76	147	A	Vanderbilt	91 67								
169	H	Florida	85 80	26	H	LSU	69 59								
26	A	LSU	78 80	93	A	Alabama	73 54								

Non-Div I Games:

Texas A&amp;M



Average RPI Win:	295	WON-LOST	WINNING	LAST 10	STRENGTH OF	OPP. STRENGTH	TEAM	ADJ.	CONF.	ADJ CONF.
Average RPI Loss:	200	RECORD	PCT. RANK	GAMES	SCHEDULE	OF SCHEDULE	RPI	RPI	RPI	RPI
DIV. I ONLY	16- 10	106	8- 2	342	344	219	219	32	32	
DIV. I NON-CONF.	3- 6	239	0- 0	308	258	267	267	32	32	
-----										
TOTALS	RPI 1-25	RPI 26-50	W-L RECORDS	RPI 51-100	RPI 101-999	RPI 201+				
16- 10	0- 0	0- 0	OVERALL	0- 0	16- 10	15- 4				
7- 3	0- 0	0- 0	HOME	0- 0	7- 3	7- 1				
7- 7	0- 0	0- 0	AWAY	0- 0	7- 7	6- 3				
2- 0	0- 0	0- 0	NEUTRAL	0- 0	2- 0	2- 0				
3- 6	0- 0	0- 0	NON-CONFERENCE	0- 0	3- 6	3- 1				
0- 1	0- 0	0- 0	HOME	0- 0	0- 1	0- 0				
1- 5	0- 0	0- 0	AWAY	0- 0	1- 5	1- 1				
2- 0	0- 0	0- 0	NEUTRAL	0- 0	2- 0	2- 0				
13- 4	0- 0	0- 0	CONFERENCE	0- 0	13- 4	12- 3				
7- 2	0- 0	0- 0	HOME	0- 0	7- 2	7- 1				
6- 2	0- 0	0- 0	AWAY	0- 0	6- 2	5- 2				
0- 0	0- 0	0- 0	NEUTRAL	0- 0	0- 0	0- 0				

RPI 1-25				RPI 26-50				RPI 51-100				RPI 101+				Team's RPI: 219
RPI	S	Opponent	Score	RPI	S	Opponent	Score	RPI	S	Opponent	Score	RPI	S	Opponent	Score	
												102	A	Wake Forest	56	73
												140	H	Texas St.	56	70
												159	A	Ole Miss	58	73
												171	A	Kansas	37	72
												190	A	Southern U.	66	60
												190	H	Southern U.	57	67
												195	A	UTEP	55	65
												221	N	New Mexico St.	66	50
												223	A	New Orleans	69	72
												235	A	Grambling	73	63
												235	H	Grambling	66	56
												243	A	Prairie View	48	65
												243	H	Prairie View	56	61
												298	H	Alcorn	91	57
												307	A	Jackson St.	77	74
												307	H	Jackson St.	71	66
												310	A	Alabama A&M	55	49
												310	H	Alabama A&M	60	43
												315	A	Alabama St.	71	39
												315	H	Alabama St.	76	48
												331	A	Ark. -Pine Bluff	59	61
												331	H	Ark. -Pine Bluff	58	52
												335	A	Sam Houston St.	77	58
												337	N	Northwestern St.	56	43
												338	A	Mississippi Val.	72	53
												338	H	Mississippi Val.	55	39
LAST 12 Division I GAMES:																
				190	A	Southern U.	66	60				307	H	Jackson St.	71	66
				315	H	Alabama St.	76	48				243	A	Prairie View	48	65
				310	H	Alabama A&M	60	43				315	A	Alabama St.	71	39
				331	A	Ark. -Pine Bluff	59	61				310	A	Alabama A&M	55	49
				338	A	Mississippi Val.	72	53				331	H	Ark. -Pine Bluff	58	52
				235	H	Grambling	66	56				338	H	Mississippi Val.	55	39

Non-Div I Games: Paul Quinn 85 59 Wiley 74 36

Texas Southern

Average RPI Win: 258

Average RPI Loss: 140

WON-LOST  
RECORDWINNING  
PCT. RANKLAST 10  
GAMESSTRENGTH OF  
SCHEDULEOPP. STRENGTH  
OF SCHEDULETEAM  
RPIADJ.  
RPICONF.  
RPIADJ CONF.  
RPIDIV. I ONLY  
DIV. I NON-CONF.20- 8  
7- 461  
1028- 2  
0- 0330  
255223  
256140  
137140  
13722  
2322  
23

TOTALS

RPI 1-25

RPI 26-50

W-L RECORDS

RPI 51-100

RPI 101-999

RPI 201+

20- 8  
10- 2  
10- 5  
0- 10- 0  
0- 0  
0- 0  
0- 00- 0  
0- 0  
0- 0  
0- 0OVERALL  
HOME  
AWAY  
NEUTRAL0- 2  
0- 1  
0- 0  
0- 020- 6  
10- 1  
10- 0  
0- 116- 1  
7- 0  
9- 0  
0- 07- 4  
3- 1  
4- 2  
0- 10- 0  
0- 0  
0- 0  
0- 00- 0  
0- 0  
0- 0  
0- 0NON-CONFERENCE  
HOME  
AWAY  
NEUTRAL0- 2  
0- 1  
0- 1  
0- 07- 2  
3- 0  
4- 1  
0- 16- 0  
2- 0  
4- 0  
0- 013- 4  
7- 1  
6- 3  
0- 00- 0  
0- 0  
0- 0  
0- 00- 0  
0- 0  
0- 0  
0- 0CONFERENCE  
HOME  
AWAY  
NEUTRAL0- 0  
0- 0  
0- 0  
0- 013- 4  
7- 1  
6- 3  
0- 010- 1  
5- 0  
5- 1  
0- 0

RPI 1-25				RPI 26-50				RPI 51-100				RPI 101+ Team's RPI: 140			
RPI	S	Opponent	Score	RPI	S	Opponent	Score	RPI	S	Opponent	Score	RPI	S	Opponent	Score
								68	H	Houston	67 72	103	A	Little Rock	48 63
								78	A	TCU	58 82	131	N	Bethune-Cookman	56 62
												134	H	Fresno St.	76 59
												154	A	Louisiana	56 53
												154	H	Louisiana	58 65
												166	H	South Ala.	78 63
												167	A	UT Arlington	59 61
												180	H	Troy	83 75
												182	A	Stetson	54 61
												213	A	Arkansas St.	67 55
												219	A	Texas Southern	70 56
												233	A	Coastal Caro.	64 65
												233	H	Coastal Caro.	78 69
												241	A	Texas Tech	87 70
												243	H	Prairie View	84 57
												267	H	UTSA	91 38
												269	A	Appalachian St.	69 54
												269	H	Appalachian St.	92 50
												301	A	Georgia St.	83 63
												301	H	Georgia St.	62 40
												317	A	Incarnate Word	74 33
												326	A	Ga. Southern	81 56
												326	H	Ga. Southern	60 51
												335	A	Sam Houston St.	73 41
												336	A	La. -Monroe	81 45
												336	H	La. -Monroe	86 52
LAST 12 Division I GAMES:															
326	H	Ga. Southern	60 51	233	H	Coastal Caro.	78 69								
301	H	Georgia St.	62 40	301	A	Georgia St.	83 63								
336	A	La. -Monroe	81 45	326	A	Ga. Southern	81 56								
154	A	Louisiana	56 53	154	H	Louisiana	58 65								
167	A	UT Arlington	59 61	336	H	La. -Monroe	86 52								
269	H	Appalachian St.	92 50	103	A	Little Rock	48 63								

Non-Div I Games:

Texas St.

Loss, 
 Non-Conf, S Site, 
 H Home
A Away 
 N Neutral

Average RPI Win:	295	WON-LOST	WINNING	LAST 10	STRENGTH OF	OPP. STRENGTH	TEAM	ADJ.	CONF.	ADJ CONF.
Average RPI Loss:	63	RECORD	PCT. RANK	GAMES	SCHEDULE	OF SCHEDULE	RPI	RPI	RPI	RPI
DIV. I ONLY	7- 22	301	0- 10	68	70	241	241	4	4	
DIV. I NON-CONF.	6- 5	153	0- 0	257	312	252	252	5	5	
-----										
TOTALS	RPI 1-25	RPI 26-50	W-L RECORDS	RPI 51-100	RPI 101-999	RPI 201+				
7- 22	0- 5	0- 3	OVERALL	0- 10	7- 4	6- 0				
6- 12	0- 3	0- 2	HOME	0- 4	6- 3	6- 0				
1- 10	0- 2	0- 1	AWAY	0- 6	1- 1	0- 0				
0- 0	0- 0	0- 0	NEUTRAL	0- 0	0- 0	0- 0				
6- 5	0- 1	0- 1	NON-CONFERENCE	0- 2	6- 1	6- 0				
6- 3	0- 1	0- 1	HOME	0- 0	6- 1	6- 0				
0- 2	0- 0	0- 0	AWAY	0- 2	0- 0	0- 0				
0- 0	0- 0	0- 0	NEUTRAL	0- 0	0- 0	0- 0				
1- 17	0- 4	0- 2	CONFERENCE	0- 8	1- 3	0- 0				
0- 9	0- 2	0- 1	HOME	0- 4	0- 2	0- 0				
1- 8	0- 2	0- 1	AWAY	0- 4	1- 1	0- 0				
0- 0	0- 0	0- 0	NEUTRAL	0- 0	0- 0	0- 0				

RPI 1-25				RPI 26-50				RPI 51-100				RPI 101+ Team's RPI: 241			
RPI	S	Opponent	Score	RPI	S	Opponent	Score	RPI	S	Opponent	Score	RPI	S	Opponent	Score
4	A	Bayl or	49 97	26	H	LSU	40 48	51	A	Okl ahoma St.	62 80	106	A	Iowa St.	57 69
4	H	Bayl or	44 90	29	A	Okl ahoma	61 79	51	H	Okl ahoma St.	57 98	106	H	Iowa St.	54 66
11	A	Texas	72 87	29	H	Okl ahoma	52 73	67	A	West Vi rgi ni a	52 82	140	H	Texas St.	70 87
11	H	Texas	39 90					67	H	West Vi rgi ni a	60 74	171	A	Kansas	68 56
18	H	Texas A&M	56 90					68	A	Houston	75 79	171	H	Kansas	47 60
								78	A	TCU	72 93	243	H	Prai ri e Vi ew	89 60
								78	H	TCU	60 72	311	H	UTRGV	80 64
								86	A	New Mexico	56 90	317	H	Incar nate Word	80 54
								91	A	Kansas St.	69 83	331	H	Ark. -Pi ne Bl uff	74 47
								91	H	Kansas St.	63 86	341	H	Fl ori da A&M	82 63
												348	H	UMass Lowell	93 65
LAST 12 Di vi si on I GAMES:															
91	H	Kansas St.	63 86	91	A	Kansas St.	69 83	4	H	Bayl or	44 90				
29	A	Okl ahoma	61 79	51	A	Okl ahoma St.	62 80	67	A	West Vi rgi ni a	52 82				
78	H	TCU	60 72	11	H	Texas	39 90	171	A	Kansas	68 56				
106	A	Iowa St.	57 69												
11	A	Texas	72 87												
67	H	West Vi rgi ni a	60 74												

Non-Di v I Games:

Texas Tech

Toledo		Through Games Of March 1, 2018									
Average RPI	Win: 160	WON-LOST	WINNING	LAST 10	STRENGTH OF	OPP. STRENGTH	TEAM	ADJ.	CONF.	ADJ CONF.	
Average RPI	Loss: 73	RECORD	PCT. RANK	GAMES	SCHEDULE	OF SCHEDULE	RPI	RPI	RPI	RPI	
DIV. I ONLY	17- 12	120	3- 6	49	93	69	69	7	7		
DIV. I NON-CONF.	9- 3	61	1- 1	63	142	33	33	8	8		
-----											
TOTALS	RPI 1-25	RPI 26-50	W-L RECORDS	RPI 51-100	RPI 101-999	RPI 201+					
17- 12	0- 4	2- 2	OVERALL	2- 3	13- 3	6- 1					
11- 2	0- 1	2- 0	HOME	2- 0	7- 1	2- 0					
5- 9	0- 3	0- 1	AWAY	0- 3	5- 2	4- 1					
1- 1	0- 0	0- 1	NEUTRAL	0- 0	1- 0	0- 0					
9- 3	0- 1	1- 1	NON-CONFERENCE	1- 1	7- 0	3- 0					
5- 0	0- 0	1- 0	HOME	1- 0	3- 0	0- 0					
3- 2	0- 1	0- 0	AWAY	0- 1	3- 0	3- 0					
1- 1	0- 0	0- 1	NEUTRAL	0- 0	1- 0	0- 0					
8- 9	0- 3	1- 1	CONFERENCE	1- 2	6- 3	3- 1					
6- 2	0- 1	1- 0	HOME	1- 0	4- 1	2- 0					
2- 7	0- 2	0- 1	AWAY	0- 2	2- 2	1- 1					
0- 0	0- 0	0- 0	NEUTRAL	0- 0	0- 0	0- 0					

RPI 1-25				RPI 26-50				RPI 51-100 Team's RPI: 69				RPI 101+			
RPI	S	Opponent	Score	RPI	S	Opponent	Score	RPI	S	Opponent	Score	RPI	S	Opponent	Score
5	A	Louisville	55 90	31	H	Dayton	68 50	72	A	Duquesne	54 73	110	A	Northern Ill.	79 89
15	A	Buffalo	69 87	38	A	Ball St.	73 78	75	H	Maine	65 64	110	H	Northern Ill.	63 60
15	H	Buffalo	73 84	38	H	Ball St.	72 66	83	A	Miami (OH)	58 67	114	H	Cleveland St.	65 56
22	A	Central Mich.	47 85	50	N	Western Ky.	56 70	89	A	Ohio	61 78	115	H	Saint Francis (PA)	74 66
								89	H	Ohio	75 57	122	A	Western Mich.	78 73
												122	H	Western Mich.	69 68
												154	H	Louisiana	79 55
												162	H	Kent St.	55 62
												190	N	Southern U.	81 76
												211	A	Bowling Green	77 67
												216	A	Eastern Mich.	57 70
												216	H	Eastern Mich.	80 69
												225	H	Akron	60 54
												250	A	St. Bonaventure	58 39
												320	A	Detroit Mercy	81 64
												340	A	Iona	74 57
-----															
LAST 12 Division I GAMES:															
154	H	Louisiana	79 55	22	A	Central Mich.	47 85	83	A	Miami (OH)	58 67				
5	A	Louisville	55 90	15	H	Buffalo	73 84	122	A	Western Mich.	78 73				
110	A	Northern Ill.	79 89	211	A	Bowling Green	77 67	162	H	Kent St.	55 62				
38	A	Ball St.	73 78												
216	H	Eastern Mich.	80 69												
122	H	Western Mich.	69 68												

Non-Div I Games:

Toledo

Average RPI Win:	255	WON-LOST	WINNING	LAST 10	STRENGTH OF	OPP. STRENGTH	TEAM	ADJ.	CONF.	ADJ CONF.
Average RPI Loss:	147	RECORD	PCT. RANK	GAMES	SCHEDULE	OF SCHEDULE	RPI	RPI	RPI	RPI
DIV. I ONLY	9- 19	269	2- 8	232	181	270	270	10	10	
DIV. I NON-CONF.	5- 6	187	0- 0	328	313	281	281	12	12	
-----										
TOTALS	RPI 1-25	RPI 26-50	W-L RECORDS	RPI 51-100	RPI 101-999	RPI 201+				
9- 19	0- 0	0- 4	OVERALL	0- 3	9- 12	7- 5				
5- 8	0- 0	0- 2	HOME	0- 2	5- 4	4- 2				
3- 10	0- 0	0- 2	AWAY	0- 1	3- 7	2- 3				
1- 1	0- 0	0- 0	NEUTRAL	0- 0	1- 1	1- 0				
5- 6	0- 0	0- 0	NON-CONFERENCE	0- 1	5- 5	4- 2				
3- 2	0- 0	0- 0	HOME	0- 1	3- 1	2- 1				
1- 3	0- 0	0- 0	AWAY	0- 0	1- 3	1- 1				
1- 1	0- 0	0- 0	NEUTRAL	0- 0	1- 1	1- 0				
4- 13	0- 0	0- 4	CONFERENCE	0- 2	4- 7	3- 3				
2- 6	0- 0	0- 2	HOME	0- 1	2- 3	2- 1				
2- 7	0- 0	0- 2	AWAY	0- 1	2- 4	1- 2				
0- 0	0- 0	0- 0	NEUTRAL	0- 0	0- 0	0- 0				

RPI	S	Opponent	Score	RPI	S	Opponent	Score	RPI	S	Opponent	Score	RPI	S	Opponent	Score
43	A	Drexel	78	53	A	James Madison	69	121	A	Delaware	51	136	N	Radford	69
43	H	Drexel	62	54	H	James Madison	64	137	A	Northeastern	79	137	H	Northeastern	70
45	A	Elon	84	61	H	George Washington	66	145	H	Saint Joseph's	66	153	A	William & Mary	66
45	H	Elon	71	45				153	H	William & Mary	75	177	A	Pittsburgh	81
								200	A	Norfolk St.	86	237	A	Loyola Maryland	67
								239	A	Hofstra	83	239	H	Hofstra	72
								257	A	UNCW	64	257	H	UNCW	71
								274	A	Col. of Charleston	58	274	H	Col. of Charleston	80
								276	A	Massachusetts	72	281	H	Colgate	65
								325	H	UMBC	64	331	N	Ark.-Pine Bluff	44
								334	H	Wagner	42				
LAST 12 Division I GAMES:															
257	A	UNCW	64	153	H	William & Mary	75	43	A	Drexel	78	45	H	Elon	71
43	H	Drexel	62	45	H	Elon	71	274	A	Col. of Charleston	58	61	A	Elon	84
239	A	Hofstra	83	121	A	Delaware	51								
137	A	Northeastern	79												
63	H	James Madison	64												
239	H	Hofstra	72												

Non-Div I Games:

Towson

Average RPI Win:	241	WON-LOST	WINNING	LAST 10	STRENGTH OF	OPP. STRENGTH	TEAM	ADJ.	CONF.	ADJ CONF.
Average RPI Loss:	163	RECORD	PCT. RANK	GAMES	SCHEDULE	OF SCHEDULE	RPI	RPI	RPI	RPI
DIV. I ONLY	14- 12	149	8- 2	298	186	180	180	22	22	
DIV. I NON-CONF.	3- 6	239	0- 0	220	69	201	201	23	23	
-----										
TOTALS	RPI 1-25	RPI 26-50	W-L RECORDS	RPI 51-100	RPI 101-999	RPI 201+				
14- 12	0- 1	0- 0	OVERALL	1- 0	13- 11	9- 3				
9- 1	0- 0	0- 0	HOME	1- 0	8- 1	5- 1				
5- 10	0- 1	0- 0	AWAY	0- 0	5- 9	4- 2				
0- 1	0- 0	0- 0	NEUTRAL	0- 0	0- 1	0- 0				
3- 6	0- 1	0- 0	NON-CONFERENCE	1- 0	2- 5	2- 0				
1- 0	0- 0	0- 0	HOME	1- 0	0- 0	0- 0				
2- 5	0- 1	0- 0	AWAY	0- 0	2- 4	2- 0				
0- 1	0- 0	0- 0	NEUTRAL	0- 0	0- 1	0- 0				
11- 6	0- 0	0- 0	CONFERENCE	0- 0	11- 6	7- 3				
8- 1	0- 0	0- 0	HOME	0- 0	8- 1	5- 1				
3- 5	0- 0	0- 0	AWAY	0- 0	3- 5	2- 2				
0- 0	0- 0	0- 0	NEUTRAL	0- 0	0- 0	0- 0				

RPI 1-25				RPI 26-50				RPI 51-100				RPI 101+ Team's RPI: 180			
RPI	S	Opponent	Score	RPI	S	Opponent	Score	RPI	S	Opponent	Score	RPI	S	Opponent	Score
9	A	Tennessee	69 131					97	H	Jacksonville	89 88	103	H	Little Rock	76 70
												104	A	Middle Tenn.	57 73
												128	A	Tulane	75 106
												140	A	Texas St.	75 83
												154	A	Louisiana	62 55
												154	H	Louisiana	72 53
												159	A	Ole Miss	93 96
												160	A	Samford	73 80
												160	N	Samford	76 82
												166	A	South Ala.	68 79
												166	H	South Ala.	82 71
												167	A	UT Arlington	57 76
												213	H	Arkansas St.	95 78
												233	A	Coastal Caro.	71 84
												233	H	Coastal Caro.	92 97
												269	A	Appalachian St.	93 64
												269	H	Appalachian St.	81 74
												301	A	Georgia St.	78 85
												301	H	Georgia St.	90 86
												315	A	Alabama St.	93 63
												326	H	Ga. Southern	88 47
												329	A	Tennessee St.	95 66
												336	A	La.-Monroe	86 79
												336	H	La.-Monroe	94 62
LAST 12 Division I GAMES:															
301	A	Georgia St.	78 85	213	H	Arkansas St.	95 78								
336	H	La.-Monroe	94 62	166	H	South Ala.	82 71								
154	H	Louisiana	72 53	154	A	Louisiana	62 55								
269	A	Appalachian St.	93 64	336	A	La.-Monroe	86 79								
233	A	Coastal Caro.	71 84	233	H	Coastal Caro.	92 97								
103	H	Little Rock	76 70	269	H	Appalachian St.	81 74								

Non-Div I Games: Montevallo 130 50 Stillman 89 62

Troy

T  
u  
l  
a  
n  
e

Tulane				Through Games Of March 1, 2018							
Average RPI	Win:	191	WON-LOST	WINNING	LAST 10	STRENGTH OF	OPP. STRENGTH	TEAM	ADJ.	CONF.	ADJ CONF.
Average RPI	Loss:	72	RECORD	PCT. RANK	GAMES	SCHEDULE	OF SCHEDULE	RPI	RPI	RPI	RPI
DIV. I ONLY			13- 16	209	3- 7	56	78	128	128	8	8
DIV. I NON-CONF.			8- 5	111	0- 0	93	104	87	87	7	7
-----											
TOTALS		RPI 1-25		RPI 26-50		W-L RECORDS	RPI 51-100	RPI 101-999		RPI 201+	
13- 16		0- 5		0- 3		OVERALL	1- 2	12- 6		6- 0	
9- 5		0- 2		0- 1		HOME	0- 1	9- 1		3- 0	
3- 9		0- 0		0- 0		AWAY	1- 0	2- 0		2- 0	
1- 2		0- 0		0- 1		NEUTRAL	0- 0	1- 1		1- 0	
8- 5		0- 1		0- 2		NON-CONFERENCE	1- 0	7- 2		3- 0	
5- 1		0- 0		0- 1		HOME	0- 0	5- 0		1- 0	
2- 2		0- 1		0- 0		AWAY	1- 0	1- 1		1- 0	
1- 2		0- 0		0- 1		NEUTRAL	0- 0	1- 1		1- 0	
5- 11		0- 4		0- 1		CONFERENCE	0- 2	5- 4		3- 0	
4- 4		0- 2		0- 0		HOME	0- 1	4- 1		2- 0	
1- 7		0- 2		0- 1		AWAY	0- 1	1- 3		1- 0	
0- 0		0- 0		0- 0		NEUTRAL	0- 0	0- 0		0- 0	

RPI 1-25				RPI 26-50				RPI 51-100				RPI 101+ Team' s RPI : 128			
RPI	S	Opponent	Score	RPI	S	Opponent	Score	RPI	S	Opponent	Score	RPI	S	Opponent	Score
2	A	UConn	45 98	26	H	LSU	50 73	68	A	Houston	48 72	104	H	Middle Tenn.	62 44
2	H	UConn	47 91	31	N	Dayton	65 71	68	H	Houston	92 98	106	N	Iowa St.	64 67
14	A	South Fla.	46 75	44	A	UCF	51 59	75	A	Maine	42 34	116	A	Cincinnati	52 83
14	H	South Fla.	53 63									135	A	Wichita St.	70 81
20	A	NC State	55 79									135	H	Wichita St.	56 64
												147	H	Vanderbilt	71 59
												180	H	Troy	106 75
												184	A	Southern Miss.	58 66
												187	A	Memphis	60 73
												192	H	Temple	69 65
												195	H	UTEP	67 56
												199	H	East Carolina	64 58
												209	H	SMU	52 46
												210	A	Tulsa	72 63
												210	H	Tulsa	70 39
												223	H	New Orleans	79 56
												266	N	San Diego St.	80 46
												279	A	McNeese	70 66
LAST 12 Division I GAMES:															
209	H	SMU	52 46	14	H	South Fla.	53 63								
135	A	Wichita St.	70 81	68	A	Houston	48 72								
2	H	UConn	47 91	2	A	UConn	45 98								
187	A	Memphis	60 73	199	H	East Carolina	64 58								
116	A	Cincinnati	52 83	210	H	Tulsa	70 39								
192	H	Temple	69 65	44	A	UCF	51 59								

Non-Div I Games:

Tulane

Average RPI Win:	162	WON-LOST	WINNING	LAST 10	STRENGTH OF	OPP. STRENGTH	TEAM	ADJ.	CONF.	ADJ CONF.
Average RPI Loss:	133	RECORD	PCT. RANK	GAMES	SCHEDULE	OF SCHEDULE	RPI	RPI	RPI	RPI
DIV. I ONLY	9- 19	269	1- 9	84	97	210	210	8	8	
DIV. I NON-CONF.	6- 6	170	0- 0	70	302	129	129	7	7	
-----										
TOTALS	RPI 1-25	RPI 26-50	W-L RECORDS	RPI 51-100	RPI 101-999	RPI 201+				
9- 19	0- 2	0- 1	OVERALL	2- 2	7- 14	3- 2				
5- 9	0- 1	0- 1	HOME	1- 2	4- 5	3- 0				
3- 10	0- 1	0- 0	AWAY	1- 0	2- 9	0- 2				
1- 0	0- 0	0- 0	NEUTRAL	0- 0	1- 0	0- 0				
6- 6	0- 0	0- 0	NON-CONFERENCE	1- 2	5- 4	3- 1				
3- 3	0- 0	0- 0	HOME	0- 2	3- 1	3- 0				
2- 3	0- 0	0- 0	AWAY	1- 0	1- 3	0- 1				
1- 0	0- 0	0- 0	NEUTRAL	0- 0	1- 0	0- 0				
3- 13	0- 2	0- 1	CONFERENCE	1- 0	2- 10	0- 1				
2- 6	0- 1	0- 1	HOME	1- 0	1- 4	0- 0				
1- 7	0- 1	0- 0	AWAY	0- 0	1- 6	0- 1				
0- 0	0- 0	0- 0	NEUTRAL	0- 0	0- 0	0- 0				

Tulsa

Tulsa

RPI 1-25				RPI 26-50				RPI 51-100				RPI 101+ Team's RPI: 210			
RPI	S	Opponent	Score	RPI	S	Opponent	Score	RPI	S	Opponent	Score	RPI	S	Opponent	Score
2	A	UConn	60 78	44	H	UCF	44 47	57	A	South Dakota	64 61	103	A	Little Rock	74 61
14	H	South Fla.	57 71					59	H	American	67 72	116	A	Cincinnati	41 78
								66	H	Belmont	65 90	116	H	Cincinnati	64 51
								68	H	Houston	83 77	126	A	Saint Louis	66 77
												128	A	Tulane	39 70
												128	H	Tulane	63 72
												135	A	Wichita St.	67 62
												135	H	Wichita St.	59 70
												138	A	Arkansas	41 67
												151	N	Binghamton	60 55
												179	H	Oral Roberts	41 53
												187	A	Memphis	56 65
												187	H	Memphis	48 69
												192	A	Temple	75 76
												199	A	East Carolina	67 73
												199	H	East Carolina	57 59
												209	A	SMU	70 74
												213	H	Arkansas St.	68 58
												226	A	North Texas	43 66
												280	H	UMKC	76 52
												331	H	Ark.-Pine Bluff	87 37
LAST 12 Division I GAMES:															
135	H	Wichita St.	59 70	192	A	Temple	75 76								
187	A	Memphis	56 65	14	H	South Fla.	57 71								
199	H	East Carolina	57 59	44	H	UCF	44 47								
116	A	Cincinnati	41 78	128	A	Tulane	39 70								
68	H	Houston	83 77	2	A	UConn	60 78								
209	A	SMU	70 74	187	H	Memphis	48 69								

Non-Div I Games: Alas. Anchorage 53 59

Tulsa



Average RPI Win:	209	WON-LOST	WINNING	LAST 10	STRENGTH OF	OPP. STRENGTH	TEAM	ADJ.	CONF.	ADJ CONF.
Average RPI Loss:	141	RECORD	PCT. RANK	GAMES	SCHEDULE	OF SCHEDULE	RPI	RPI	RPI	RPI
DIV. I ONLY	21- 5	21	8- 2	194	198	80	80	18	18	
DIV. I NON-CONF.	9- 2	33	0- 0	306	205	107	107	20	20	
-----										
TOTALS	RPI 1-25	RPI 26-50	W-L RECORDS	RPI 51-100	RPI 101-999	RPI 201+				
21- 5	0- 0	1- 0	OVERALL	0- 1	20- 4	10- 0				
10- 3	0- 0	1- 0	HOME	0- 0	9- 3	5- 0				
10- 1	0- 0	0- 0	AWAY	0- 0	10- 1	5- 0				
1- 1	0- 0	0- 0	NEUTRAL	0- 1	1- 0	0- 0				
9- 2	0- 0	0- 0	NON-CONFERENCE	0- 1	9- 1	4- 0				
5- 0	0- 0	0- 0	HOME	0- 0	5- 0	3- 0				
3- 1	0- 0	0- 0	AWAY	0- 0	3- 1	1- 0				
1- 1	0- 0	0- 0	NEUTRAL	0- 1	1- 0	0- 0				
12- 3	0- 0	1- 0	CONFERENCE	0- 0	11- 3	6- 0				
5- 3	0- 0	1- 0	HOME	0- 0	4- 3	2- 0				
7- 0	0- 0	0- 0	AWAY	0- 0	7- 0	4- 0				
0- 0	0- 0	0- 0	NEUTRAL	0- 0	0- 0	0- 0				

RPI	S	Opponent	Score	RPI	S	Opponent	Score	RPI	S	Opponent	Score	RPI	S	Opponent	Score
50	H	Western Ky.	79 61	53	N	Indiana	63 71	104	A	Middle Tenn.	59 51	104	H	Middle Tenn.	65 58
								117	H	Rice	70 63	125	A	Louisiana Tech	66 61
								125	H	Louisiana Tech	60 70	156	H	Southern Ill.	76 66
								157	H	Charlotte	71 80	160	H	Samford	77 53
								166	A	South Ala.	78 66	184	H	Southern Miss.	63 80
								187	A	Memphis	62 64	195	A	UTEP	84 64
								196	A	High Point	77 61	198	N	UC Santa Barbara	67 54
								220	H	Fla. Atlantic	90 57	226	A	North Texas	69 51
								226	H	North Texas	68 52	269	A	Appalachian St.	70 59
								283	A	Old Dominion	74 61	308	A	Marshall	69 62
								310	H	Alabama A&M	85 58	314	A	FIU	71 61
								315	H	Alabama St.	61 44	338	H	Mississippi Val.	87 72
LAST 12 Division I GAMES:															
226	A	North Texas	69 51	125	A	Louisiana Tech	66 61	195	A	UTEP	84 64	220	H	Fla. Atlantic	90 57
125	H	Louisiana Tech	60 70	314	A	FIU	71 61	226	H	North Texas	68 52	184	H	Southern Miss.	63 80
104	H	Middle Tenn.	65 58												
157	H	Charlotte	71 80												
117	H	Rice	70 63												
308	A	Marshall	69 62												

Non-Div I Games: Tuskegee 105 50 Miles 85 42

UAB

Average RPI Win:	212	WON-LOST	WINNING	LAST 10	STRENGTH OF	OPP. STRENGTH	TEAM	ADJ.	CONF.	ADJ CONF.
Average RPI Loss:	91	RECORD	PCT. RANK	GAMES	SCHEDULE	OF SCHEDULE	RPI	RPI	RPI	RPI
DIV. I ONLY	24- 4	10	9- 1	217	178	56	56	21	21	
DIV. I NON-CONF.	10- 3	52	0- 0	155	80	58	58	19	19	
-----										
TOTALS	RPI 1-25	RPI 26-50	W-L RECORDS	RPI 51-100	RPI 101-999	RPI 201+				
24- 4	0- 0	0- 2	OVERALL	1- 1	23- 1	12- 1				
13- 1	0- 0	0- 1	HOME	0- 0	13- 0	7- 0				
10- 3	0- 0	0- 1	AWAY	1- 1	9- 1	5- 1				
1- 0	0- 0	0- 0	NEUTRAL	0- 0	1- 0	0- 0				
10- 3	0- 0	0- 2	NON-CONFERENCE	1- 1	9- 0	4- 0				
5- 1	0- 0	0- 1	HOME	0- 0	5- 0	2- 0				
4- 2	0- 0	0- 1	AWAY	1- 1	3- 0	2- 0				
1- 0	0- 0	0- 0	NEUTRAL	0- 0	1- 0	0- 0				
14- 1	0- 0	0- 0	CONFERENCE	0- 0	14- 1	8- 1				
8- 0	0- 0	0- 0	HOME	0- 0	8- 0	5- 0				
6- 1	0- 0	0- 0	AWAY	0- 0	6- 1	3- 1				
0- 0	0- 0	0- 0	NEUTRAL	0- 0	0- 0	0- 0				

RPI 1-25				RPI 26-50				RPI 51-100				Team's RPI: 56				RPI 101+			
RPI	S	Opponent	Score	RPI	S	Opponent	Score	RPI	S	Opponent	Score	RPI	S	Opponent	Score	RPI	S	Opponent	Score
33	A	Oregon St.	47 61	73	A	Saint Mary's (CA)	74 50	105	H	Washington St.	91 76								
44	H	UCF	55 62	79	A	Fordham	62 70	127	H	San Francisco	72 55								
								130	N	Yale	71 61								
								132	H	Portland St.	79 67								
								144	A	Cal Poly	80 76								
								144	H	Cal Poly	85 77								
								186	A	UC Irvine	76 67								
								186	H	UC Irvine	66 56								
								191	A	Pacific	90 58								
								198	A	UC Santa Barbara	68 61								
								198	H	UC Santa Barbara	69 63								
								208	A	CSUN	71 75								
								208	H	CSUN	72 46								
								224	A	Seattle U	79 53								
								242	H	Pepperdine	69 64								
								246	A	Hawaii	68 56								
								246	H	Hawaii	76 52								
								258	H	UC Riverside	74 63								
								277	H	Sacramento St.	79 72								
								300	A	Long Beach St.	83 71								
								300	H	Long Beach St.	79 49								
								321	A	Cal St. Fullerton	67 55								
								321	H	Cal St. Fullerton	67 53								
								328	A	Southern Utah	85 59								
LAST 12 Division I GAMES:																			
321	A	Cal St. Fullerton	67 55	208	A	CSUN	71 75												
186	H	UC Irvine	66 56	300	A	Long Beach St.	83 71												
246	A	Hawaii	68 56	198	H	UC Santa Barbara	69 63												
300	H	Long Beach St.	79 49	321	H	Cal St. Fullerton	67 53												
208	H	CSUN	72 46	144	A	Cal Poly	80 76												
144	H	Cal Poly	85 77	198	A	UC Santa Barbara	68 61												

Non-Div I Games:

UC Davis

UC Irvine				Through Games Of March 1, 2018						
Average RPI Win:	254	WON-LOST	WINNING	LAST 10	STRENGTH OF	OPP. STRENGTH	TEAM	ADJ.	CONF.	ADJ CONF.
Average RPI Loss:	148	RECORD	PCT. RANK	GAMES	SCHEDULE	OF SCHEDULE	RPI	RPI	RPI	RPI
DIV. I ONLY	16- 12	128	6- 4	286	218	186	186	21	21	
DIV. I NON-CONF.	7- 6	165	0- 0	296	248	220	220	19	19	
-----										
TOTALS	RPI 1-25	RPI 26-50	W-L RECORDS	RPI 51-100	RPI 101-999	RPI 201+				
16- 12	0- 0	0- 0	OVERALL	0- 4	16- 8	14- 3				
8- 4	0- 0	0- 0	HOME	0- 1	8- 3	6- 1				
8- 6	0- 0	0- 0	AWAY	0- 3	8- 3	8- 1				
0- 2	0- 0	0- 0	NEUTRAL	0- 0	0- 2	0- 1				
7- 6	0- 0	0- 0	NON-CONFERENCE	0- 2	7- 4	7- 1				
3- 2	0- 0	0- 0	HOME	0- 0	3- 2	3- 0				
4- 2	0- 0	0- 0	AWAY	0- 2	4- 0	4- 0				
0- 2	0- 0	0- 0	NEUTRAL	0- 0	0- 2	0- 1				
9- 6	0- 0	0- 0	CONFERENCE	0- 2	9- 4	7- 2				
5- 2	0- 0	0- 0	HOME	0- 1	5- 1	3- 1				
4- 4	0- 0	0- 0	AWAY	0- 1	4- 3	4- 1				
0- 0	0- 0	0- 0	NEUTRAL	0- 0	0- 0	0- 0				

RPI 1-25				RPI 26-50				RPI 51-100				RPI 101+ Team's RPI: 186					
RPI	S	Opponent	Score	RPI	S	Opponent	Score	RPI	S	Opponent	Score	RPI	S	Opponent	Score		
								56	A	UC Davis	56	66	132	H	Portland St.	72	82
								56	H	UC Davis	67	76	135	N	Wichita St.	53	76
								84	A	UNLV	54	73	144	A	Cal Poly	76	79
								86	A	New Mexico	61	83	144	H	Cal Poly	107	66
													149	H	Idaho St.	72	78
													198	A	UC Santa Barbara	55	82
													198	H	UC Santa Barbara	77	74
													206	A	CSU Bakersfield	72	59
													208	A	CSUN	67	71
													208	H	CSUN	56	47
													224	A	Seattle U	84	79
													229	N	Illinois	59	65
													242	H	Pepperdine	75	74
													246	A	Hawaii	74	67
													246	H	Hawaii	70	66
													258	A	UC Riverside	81	71
													258	H	UC Riverside	76	63
													266	A	San Diego St.	67	65
													300	A	Long Beach St.	100	81
													300	H	Long Beach St.	73	80
													304	H	Utah St.	87	84
													318	H	Portland	63	52
													321	A	Cal St. Fullerton	76	60
													328	A	Southern Utah	71	64
LAST 12 Division I GAMES:																	
				208	A	CSUN	67	71	300	A	Long Beach St.	100	81				
				56	A	UC Davis	56	66	321	A	Cal St. Fullerton	76	60				
				300	H	Long Beach St.	73	80	208	H	CSUN	56	47				
				198	A	UC Santa Barbara	55	82	258	A	UC Riverside	81	71				
				144	H	Cal Poly	107	66	246	H	Hawaii	70	66				
				258	H	UC Riverside	76	63	144	A	Cal Poly	76	79				

Non-Div I Games: Chapman 92 57

Average RPI Win:	212	WON-LOST	WINNING	LAST 10	STRENGTH OF	OPP. STRENGTH	TEAM	ADJ.	CONF.	ADJ CONF.
Average RPI Loss:	150	RECORD	PCT. RANK	GAMES	SCHEDULE	OF SCHEDULE	RPI	RPI	RPI	RPI
DIV. I ONLY	8- 21	283	2- 8	135	153	258	258	21	21	
DIV. I NON-CONF.	3- 11	289	0- 0	42	44	200	200	19	19	
-----										
TOTALS	RPI 1-25	RPI 26-50	W-L RECORDS	RPI 51-100	RPI 101-999	RPI 201+				
8- 21	0- 2	0- 2	OVERALL	1- 3	7- 14	5- 6				
6- 5	0- 0	0- 1	HOME	0- 0	6- 4	5- 0				
1- 14	0- 2	0- 1	AWAY	0- 3	1- 8	0- 4				
1- 2	0- 0	0- 0	NEUTRAL	1- 0	0- 2	0- 2				
3- 11	0- 2	0- 2	NON-CONFERENCE	1- 2	2- 5	1- 2				
1- 3	0- 0	0- 1	HOME	0- 0	1- 2	1- 0				
1- 6	0- 2	0- 1	AWAY	0- 2	1- 1	0- 0				
1- 2	0- 0	0- 0	NEUTRAL	1- 0	0- 2	0- 2				
5- 10	0- 0	0- 0	CONFERENCE	0- 1	5- 9	4- 4				
5- 2	0- 0	0- 0	HOME	0- 0	5- 2	4- 0				
0- 8	0- 0	0- 0	AWAY	0- 1	0- 7	0- 4				
0- 0	0- 0	0- 0	NEUTRAL	0- 0	0- 0	0- 0				

RPI 1-25				RPI 26-50				RPI 51-100				RPI 101+				Team's RPI: 258
RPI	S	Opponent	Score	RPI	S	Opponent	Score	RPI	S	Opponent	Score	RPI	S	Opponent	Score	
10	A	UCLA	48 68	46	H	Southern California	46 64	56	A	UC Davis	63 74	106	A	Iowa St.	66 89	
13	A	Stanford	43 53	49	A	Minnesota	75 101	57	A	South Dakota	66 75	134	A	Fresno St.	68 56	
								58	A	Arizona St.	48 73	141	H	Loyola Marymount	59 67	
								84	N	UNLV	95 88	144	A	Cal Poly	73 91	
												144	H	Cal Poly	82 87	
												186	A	UC Irvine	63 76	
												186	H	UC Irvine	71 81	
												195	H	UTEP	62 73	
												198	A	UC Santa Barbara	70 72	
												198	H	UC Santa Barbara	84 76	
												206	H	CSU Bakersfield	68 65	
												208	A	CSUN	55 60	
												208	H	CSUN	69 58	
												209	N	SMU	51 73	
												246	A	Hawaii	57 63	
												246	H	Hawaii	79 57	
												277	N	Sacramento St.	72 99	
												300	A	Long Beach St.	58 70	
												300	H	Long Beach St.	77 53	
												321	A	Cal St. Fullerton	62 71	
												321	H	Cal St. Fullerton	63 50	
-----																
LAST 12 Division I GAMES:																
300	A	Long Beach St.	58 70	144	A	Cal Poly	73 91									
198	A	UC Santa Barbara	70 72	246	A	Hawaii	57 63									
321	A	Cal St. Fullerton	62 71	186	H	UC Irvine	71 81									
208	H	CSUN	69 58	208	A	CSUN	55 60									
186	A	UC Irvine	63 76	246	H	Hawaii	79 57									
198	H	UC Santa Barbara	84 76	321	H	Cal St. Fullerton	63 50									

Non-Div I Games:

UC Riverside

Average RPI Win:	256	WON-LOST	WINNING	LAST 10	STRENGTH OF	OPP. STRENGTH	TEAM	ADJ.	CONF.	ADJ CONF.
Average RPI Loss:	144	RECORD	PCT. RANK	GAMES	SCHEDULE	OF SCHEDULE	RPI	RPI	RPI	RPI
DIV. I ONLY	12- 16	220	5- 5	152	237	198	198	21	21	
DIV. I NON-CONF.	3- 9	280	0- 0	86	235	217	217	19	19	
-----										
TOTALS	RPI 1-25	RPI 26-50	W-L RECORDS	RPI 51-100	RPI 101-999	RPI 201+				
12- 16	0- 1	0- 1	OVERALL	0- 4	12- 10	10- 5				
7- 5	0- 0	0- 0	HOME	0- 1	7- 4	5- 2				
5- 10	0- 1	0- 1	AWAY	0- 2	5- 6	5- 3				
0- 1	0- 0	0- 0	NEUTRAL	0- 1	0- 0	0- 0				
3- 9	0- 1	0- 1	NON-CONFERENCE	0- 2	3- 5	3- 2				
1- 3	0- 0	0- 0	HOME	0- 0	1- 3	1- 1				
2- 5	0- 1	0- 1	AWAY	0- 1	2- 2	2- 1				
0- 1	0- 0	0- 0	NEUTRAL	0- 1	0- 0	0- 0				
9- 7	0- 0	0- 0	CONFERENCE	0- 2	9- 5	7- 3				
6- 2	0- 0	0- 0	HOME	0- 1	6- 1	4- 1				
3- 5	0- 0	0- 0	AWAY	0- 1	3- 4	3- 2				
0- 0	0- 0	0- 0	NEUTRAL	0- 0	0- 0	0- 0				

RPI 1-25				RPI 26-50				RPI 51-100				RPI 101+ Team's RPI: 198			
RPI	S	Opponent	Score	RPI	S	Opponent	Score	RPI	S	Opponent	Score	RPI	S	Opponent	Score
10	A	UCLA	44 74	33	A	Oregon St.	49 74	56	A	UC Davis	63 69	134	H	Fresno St.	57 64
								56	H	UC Davis	61 68	141	A	Loyola Marymount	61 67
								73	A	Saint Mary's (CA)	59 89	144	A	Cal Poly	72 73
								80	N	UAB	54 67	144	H	Cal Poly	73 68
												173	H	San Diego	58 71
												186	A	UC Irvine	74 77
												186	H	UC Irvine	82 55
												208	A	CSUN	74 73
												208	H	CSUN	30 48
												221	A	New Mexico St.	77 47
												224	H	Seattle U	71 77
												246	A	Hawaii	64 73
												246	H	Hawaii	71 61
												258	A	UC Riverside	76 84
												258	H	UC Riverside	72 70
												266	H	San Diego St.	77 64
												287	A	Santa Clara	63 68
												300	A	Long Beach St.	90 74
												300	H	Long Beach St.	51 44
												305	A	Northern Ariz.	96 93
												321	A	Cal St. Fullerton	59 52
												321	H	Cal St. Fullerton	78 59
-----															
LAST 12 Division I GAMES:															
246	A	Hawaii	64 73	258	A	UC Riverside	76 84								
258	H	UC Riverside	72 70	246	H	Hawaii	71 61								
144	A	Cal Poly	72 73	208	H	CSUN	30 48								
186	H	UC Irvine	82 55	56	A	UC Davis	63 69								
321	H	Cal St. Fullerton	78 59	300	A	Long Beach St.	90 74								
321	A	Cal St. Fullerton	59 52	56	H	UC Davis	61 68								

Non-Div I Games:

UC Santa Barbara

Loss, 
Non-Conf, 
Site, 
Home
Away
Neutral



Average RPI Win:	116	WON-LOST	WINNING	LAST 10	STRENGTH OF	OPP. STRENGTH	TEAM	ADJ.	CONF.	ADJ CONF.
Average RPI Loss:	19	RECORD	PCT. RANK	GAMES	SCHEDULE	OF SCHEDULE	RPI	RPI	RPI	RPI
DIV. I ONLY	23- 6	30	8- 2	11	17	10	10	5	5	
DIV. I NON-CONF.	9- 2	33	0- 0	39	12	18	18	3	3	
-----										
TOTALS	RPI 1-25	RPI 26-50	W-L RECORDS	RPI 51-100	RPI 101-999	RPI 201+				
23- 6	2- 4	6- 1	OVERALL	3- 1	12- 0	4- 0				
13- 2	2- 2	3- 0	HOME	1- 0	7- 0	4- 0				
8- 4	0- 2	2- 1	AWAY	1- 1	5- 0	0- 0				
2- 0	0- 0	1- 0	NEUTRAL	1- 0	0- 0	0- 0				
9- 2	1- 1	1- 0	NON-CONFERENCE	2- 1	5- 0	3- 0				
5- 1	1- 1	0- 0	HOME	0- 0	4- 0	3- 0				
2- 1	0- 0	0- 0	AWAY	1- 1	1- 0	0- 0				
2- 0	0- 0	1- 0	NEUTRAL	1- 0	0- 0	0- 0				
14- 4	1- 3	5- 1	CONFERENCE	1- 0	7- 0	1- 0				
8- 1	1- 1	3- 0	HOME	1- 0	3- 0	1- 0				
6- 3	0- 2	2- 1	AWAY	0- 0	4- 0	0- 0				
0- 0	0- 0	0- 0	NEUTRAL	0- 0	0- 0	0- 0				

RPI	S	Opponent	Score	RPI	S	Opponent	Score	RPI	S	Opponent	Score	RPI	S	Opponent	Score
2	H	UConn	60 78	33	A	Oregon St.	64 67	51	A	Oklahoma St.	72 87	105	A	Washington St.	79 71
4	H	Baylor	82 68	33	H	Oregon St.	84 49	58	H	Arizona St.	71 63	107	A	Utah	81 74
8	A	Oregon	94 101	41	A	Cal i forni a	82 46	79	A	Fordham	67 30	107	H	Utah	78 71
8	H	Oregon	61 70	41	H	Cal i forni a	60 52	91	N	Kansas St.	64 55	124	A	Seton Hall	77 68
13	A	Stanford	65 76	46	A	Southern Cal i forni a	84 70					139	A	Col orado	93 55
13	H	Stanford	64 53	46	H	Southern Cal i forni a	59 46					139	H	Col orado	73 67
				48	N	Creighton	72 63					197	A	Washi ngton	86 69
LAST 12 Division I GAMES:															
				107	H	Utah	78 71	46	A	Southern Cal i forni a	84 70				
				139	H	Col orado	73 67	46	H	Southern Cal i forni a	59 46				
				8	A	Oregon	94 101	105	A	Washi ngton St.	79 71				
				33	A	Oregon St.	64 67	197	A	Washi ngton	86 69				
				58	H	Arizona St.	71 63	13	H	Stanford	64 53				
				273	H	Arizona	69 46	41	H	Cal i forni a	60 52				

Non-Div I Games:

UCLA

UConn		Average RPI Win: 89	WON-LOST RECORD	WINNING PCT. RANK	LAST 10 GAMES	STRENGTH OF SCHEDULE	OPP. STRENGTH OF SCHEDULE	TEAM RPI	ADJ. RPI	CONF. RPI	ADJ. CONF. RPI
Average RPI Loss: 0											
DIV. I ONLY		29- 0	1	10- 0	4	6	2	2	8	8	
DIV. I NON-CONF.		13- 0	1	2- 0	1	1	1	1	7	7	
-----											
TOTALS		RPI 1-25	RPI 26-50		W-L RECORDS	RPI 51-100		RPI 101-999	RPI 201+		
29- 0		10- 0	4- 0		OVERALL	3- 0		12- 0	3- 0		
12- 0		4- 0	2- 0		HOME	0- 0		6- 0	1- 0		
13- 0		5- 0	1- 0		AWAY	1- 0		6- 0	2- 0		
4- 0		1- 0	1- 0		NEUTRAL	2- 0		0- 0	0- 0		
13- 0		8- 0	2- 0		NON-CONFERENCE	2- 0		1- 0	1- 0		
4- 0		3- 0	1- 0		HOME	0- 0		0- 0	0- 0		
5- 0		4- 0	0- 0		AWAY	0- 0		1- 0	1- 0		
4- 0		1- 0	1- 0		NEUTRAL	2- 0		0- 0	0- 0		
16- 0		2- 0	2- 0		CONFERENCE	1- 0		11- 0	2- 0		
8- 0		1- 0	1- 0		HOME	0- 0		6- 0	1- 0		
8- 0		1- 0	1- 0		AWAY	1- 0		5- 0	1- 0		
0- 0		0- 0	0- 0		NEUTRAL	0- 0		0- 0	0- 0		

RPI 1-25				RPI 26-50				RPI 51-100				RPI 101+			
RPI	S	Opponent	Score	RPI	S	Opponent	Score	RPI	S	Opponent	Score	RPI	S	Opponent	Score
1	H	Notre Dame	80 71	29	N	Oklahoma	88 64	62	N	Michigan St.	96 62	116	H	Cincinnati	106 65
5	H	Louisville	69 58	41	H	California	82 47	68	A	Houston	95 35	128	A	Tulane	91 47
10	A	UCLA	78 60	44	A	UCF	55 37	72	N	Duquesne	104 52	128	H	Tulane	98 45
11	A	Texas	75 71	44	H	UCF	80 44					135	H	Wichita St.	124 43
13	N	Stanford	78 53									187	A	Memphis	93 36
14	A	South Fla.	100 49									187	H	Memphis	97 49
14	H	South Fla.	82 53									192	A	Temple	113 57
17	A	South Carolina	83 58									192	H	Temple	106 45
21	H	Maryland	97 72									199	A	East Carolina	96 35
24	A	DePaul	103 69									207	A	Nevada	88 57
-----															
LAST 12 Division I GAMES:															
14	H	South Fla.	82 53	44	A	UCF	55 37	116	H	Cincinnati	106 65				
209	A	SMU	80 36	17	A	South Carolina	83 58	128	H	Tulane	98 45				
128	A	Tulane	91 47	128	H	Tulane	98 45	187	A	Memphis	93 36				
192	H	Temple	106 45	5	H	Louisville	69 58	192	A	Temple	113 57				
5	H	Louisville	69 58												
135	H	Wichita St.	124 43												

Non-Div I Games:

UConn



UMBC		Average RPI Win: 334	WON-LOST RECORD	WINNING PCT. RANK	LAST 10 GAMES	STRENGTH OF SCHEDULE	OPP. STRENGTH OF SCHEDULE	TEAM RPI	ADJ. RPI	CONF. RPI	ADJ CONF. RPI
Average RPI Loss: 166											
DIV. I ONLY		4- 25	329	3- 7	208	267	325	325	20	20	
DIV. I NON-CONF.		0- 12	337	0- 0	246	232	343	343	24	24	
-----											
TOTALS	RPI 1-25	RPI 26-50	W-L RECORDS		RPI 51-100	RPI 101-999	RPI 201+				
4- 25	0- 0	0- 1	OVERALL		0- 7	4- 17	4- 8				
2- 11	0- 0	0- 0	HOME		0- 3	2- 8	2- 3				
2- 12	0- 0	0- 1	AWAY		0- 4	2- 7	2- 3				
0- 2	0- 0	0- 0	NEUTRAL		0- 0	0- 2	0- 2				
0- 12	0- 0	0- 1	NON-CONFERENCE		0- 3	0- 8	0- 7				
0- 4	0- 0	0- 0	HOME		0- 1	0- 3	0- 2				
0- 6	0- 0	0- 1	AWAY		0- 2	0- 3	0- 3				
0- 2	0- 0	0- 0	NEUTRAL		0- 0	0- 2	0- 2				
4- 13	0- 0	0- 0	CONFERENCE		0- 4	4- 9	4- 1				
2- 7	0- 0	0- 0	HOME		0- 2	2- 5	2- 1				
2- 6	0- 0	0- 0	AWAY		0- 2	2- 4	2- 0				
0- 0	0- 0	0- 0	NEUTRAL		0- 0	0- 0	0- 0				

RPI 1-25				RPI 26-50				RPI 51-100				RPI 101+ Team's RPI: 325			
RPI	S	Opponent	Score	RPI	S	Opponent	Score	RPI	S	Opponent	Score	RPI	S	Opponent	Score
				34	A	Princeton	40 77	59	H	American	48 61	146	A	Hartford	54 65
								75	A	Maine	36 69	146	H	Hartford	54 61
								75	H	Maine	50 64	151	A	Binghamton	51 81
								76	A	Albany (NY)	45 79	151	H	Binghamton	53 68
								76	H	Albany (NY)	75 78	172	H	Denver	48 70
								79	A	Fordham	46 55	176	A	Stony Brook	49 53
								100	A	George Mason	38 58	176	H	Stony Brook	44 69
												183	A	New Hampshire	51 56
												183	H	New Hampshire	46 51
												204	H	Columbia	44 60
												239	A	Hofstra	55 71
												250	N	St. Bonaventure	54 63
												270	A	Towson	64 95
												272	A	UMES	43 66
												275	H	LIU Brooklyn	52 66
												288	N	North Dakota St.	53 67
												292	A	Vermont	52 51
												292	H	Vermont	58 72
												348	A	UMass Lowell	61 39
												348	H	UMass Lowell	66 54
												348	H	UMass Lowell	73 65
-----															
LAST 12 Division I GAMES:															
				348	H	UMass Lowell	73 65	151	H	Binghamton	53 68				
				348	A	UMass Lowell	61 39	292	A	Vermont	52 51				
				146	H	Hartford	54 61	176	H	Stony Brook	44 69				
				76	A	Albany (NY)	45 79	75	A	Maine	36 69				
				176	A	Stony Brook	49 53	151	A	Binghamton	51 81				
				183	H	New Hampshire	46 51	76	H	Albany (NY)	75 78				

Non-Div I Games: Gettysburg 72 45

UMBC

■ Loss, 
 ■ Non-Conf, S Site, 
 ■ Home 
 ■ Away 
 N Neutral

Average RPI Win:	310	WON-LOST	WINNING	LAST 10	STRENGTH OF	OPP. STRENGTH	TEAM	ADJ.	CONF.	ADJ CONF.
Average RPI Loss:	168	RECORD	PCT. RANK	GAMES	SCHEDULE	OF SCHEDULE	RPI	RPI	RPI	RPI
DIV. I ONLY	8- 17	271	6- 4	209	331	272	272	30	30	
DIV. I NON-CONF.	1- 8	313	0- 0	96	161	280	280	30	30	
-----										
TOTALS	RPI 1-25	RPI 26-50	W-L RECORDS	RPI 51-100	RPI 101-999	RPI 201+				
8- 17	0- 1	0- 1	OVERALL	0- 2	8- 13	8- 4				
5- 5	0- 0	0- 0	HOME	0- 0	5- 5	5- 1				
3- 11	0- 1	0- 1	AWAY	0- 2	3- 7	3- 3				
0- 1	0- 0	0- 0	NEUTRAL	0- 0	0- 1	0- 0				
1- 8	0- 1	0- 1	NON-CONFERENCE	0- 2	1- 4	1- 1				
1- 1	0- 0	0- 0	HOME	0- 0	1- 1	1- 1				
0- 6	0- 1	0- 1	AWAY	0- 2	0- 2	0- 0				
0- 1	0- 0	0- 0	NEUTRAL	0- 0	0- 1	0- 0				
7- 9	0- 0	0- 0	CONFERENCE	0- 0	7- 9	7- 3				
4- 4	0- 0	0- 0	HOME	0- 0	4- 4	4- 0				
3- 5	0- 0	0- 0	AWAY	0- 0	3- 5	3- 3				
0- 0	0- 0	0- 0	NEUTRAL	0- 0	0- 0	0- 0				

RPI 1-25				RPI 26-50				RPI 51-100				RPI 101+				Team's RPI: 272
RPI	S	Opponent	Score	RPI	S	Opponent	Score	RPI	S	Opponent	Score	RPI	S	Opponent	Score	
15	A	Buffalo	41 76	37	A	Syracuse	45 68	64	A	Virginia Tech	52 90	102	A	Wake Forest	50 92	
								100	A	George Mason	68 82	131	A	Bethune-Cookman	61 73	
												131	H	Bethune-Cookman	48 55	
												151	N	Binghamton	51 68	
												165	A	N. C. A&T	60 65	
												165	H	N. C. A&T	45 57	
												178	H	Hampton	65 70	
												199	A	East Carolina	54 64	
												200	H	Norfolk St.	53 63	
												254	A	Howard	83 79	
												254	H	Howard	58 52	
												278	A	Morgan St.	50 63	
												293	H	Mt. St. Mary's	63 66	
												316	A	N. C. Central	80 69	
												316	H	N. C. Central	84 73	
												319	A	Coppin St.	63 69	
												323	A	South Carolina St.	51 54	
												325	H	UMBC	66 43	
												331	H	Delaware St.	76 56	
												341	H	Florida A&M	87 70	
												344	A	Savannah St.	68 56	
-----																
LAST 12 Division I GAMES:																
331	H	Delaware St.	76 56	341	H	Florida A&M	87 70									
200	H	Norfolk St.	53 63	319	A	Coppin St.	63 69									
165	A	N. C. A&T	60 65	254	H	Howard	58 52									
316	A	N. C. Central	80 69	316	H	N. C. Central	84 73									
254	A	Howard	83 79	165	H	N. C. A&T	45 57									
131	A	Bethune-Cookman	61 73	323	A	South Carolina St.	51 54									

Non-Div I Games: Wesley 97 30 Alas. Anchorage 59 69 Valley Forge 92 38

UMES

Loss, Non-Conf, S Site, H Home A Away N Neutral

UMKC				Through Games Of March 1, 2018							
Average RPI Win:		269	WON-LOST RECORD	WINNING PCT. RANK	LAST 10 GAMES	STRENGTH OF SCHEDULE	OPP. STRENGTH OF SCHEDULE	TEAM RPI	ADJ. RPI	CONF. RPI	ADJ CONF. RPI
Average RPI Loss:		188									
DIV. I ONLY		7- 18	280	5- 5	210	311	280	280	31	31	
DIV. I NON-CONF.		1- 11	331	0- 0	142	129	294	294	31	31	
-----											
TOTALS		RPI 1-25	RPI 26-50		W-L RECORDS		RPI 51-100	RPI 101-999	RPI 201+		
7- 18		0- 0	0- 1		OVERALL		0- 2	7- 15	6- 10		
3- 7		0- 0	0- 1		HOME		0- 0	3- 6	3- 4		
3- 11		0- 0	0- 0		AWAY		0- 2	3- 9	3- 6		
1- 0		0- 0	0- 0		NEUTRAL		0- 0	1- 0	0- 0		
1- 11		0- 0	0- 1		NON-CONFERENCE		0- 2	1- 8	0- 3		
0- 3		0- 0	0- 1		HOME		0- 0	0- 2	0- 0		
0- 8		0- 0	0- 0		AWAY		0- 2	0- 6	0- 3		
1- 0		0- 0	0- 0		NEUTRAL		0- 0	1- 0	0- 0		
6- 7		0- 0	0- 0		CONFERENCE		0- 0	6- 7	6- 7		
3- 4		0- 0	0- 0		HOME		0- 0	3- 4	3- 4		
3- 3		0- 0	0- 0		AWAY		0- 0	3- 3	3- 3		
0- 0		0- 0	0- 0		NEUTRAL		0- 0	0- 0	0- 0		

RPI 1-25				RPI 26-50				RPI 51-100				RPI 101+ Team's RPI: 280			
RPI	S	Opponent	Score	RPI	S	Opponent	Score	RPI	S	Opponent	Score	RPI	S	Opponent	Score
				36	H	Northern Colo.	73 88	61	A	Nebraska	60 80	106	A	Iowa St.	45 61
								96	A	Western Ill.	71 90	135	A	Wichita St.	63 72
												171	A	Kansas	48 63
												172	H	Denver	68 77
												179	H	Oral Roberts	73 76
												182	N	Stetson	67 50
												206	A	CSU Bakersfield	60 58
												206	H	CSU Bakersfield	62 76
												210	A	Tulsa	52 76
												220	A	Fla. Atlantic	55 65
												221	A	New Mexico St.	62 70
												221	H	New Mexico St.	67 76
												224	A	Seattle U	62 66
												224	H	Seattle U	58 62
												249	A	Illinois St.	53 64
												263	A	Grand Canyon	62 59
												263	H	Grand Canyon	84 82
												311	A	UTRGV	54 52
												311	H	UTRGV	79 59
												324	A	Utah Valley	65 68
												324	H	Utah Valley	59 66
												345	H	Chicago St.	106 47
-----															
LAST 12 Division I GAMES:															
				221	H	New Mexico St.	67 76	263	H	Grand Canyon	84 82				
				311	H	UTRGV	79 59	221	A	New Mexico St.	62 70				
				345	H	Chicago St.	106 47	263	A	Grand Canyon	62 59				
				324	A	Utah Valley	65 68	206	A	CSU Bakersfield	60 58				
				224	A	Seattle U	62 66	224	H	Seattle U	58 62				
				206	H	CSU Bakersfield	62 76	324	H	Utah Valley	59 66				

Non-Div I Games: Lincoln (M0) 98 41 Harris-Stowe 114 59 Cent. Christian Bib90 10

UMKC

Loss, Non-Conf, S Site, H Home A Away N Neutral

Average RPI		Win: 281	Loss: 219	WON-LOST RECORD	WINNING PCT. RANK	LAST 10 GAMES	STRENGTH OF SCHEDULE	OPP. STRENGTH OF SCHEDULE	TEAM RPI	ADJ. RPI	CONF. RPI	ADJ CONF. RPI
DIV. I ONLY				3- 26	338	1- 9	340	290	348	348	20	20
DIV. I NON-CONF.				2- 10	300	0- 0	348	346	348	348	24	24
TOTALS		RPI 1-25			RPI 26-50		W-L RECORDS		RPI 51-100	RPI 101-999		RPI 201+
3- 26	0- 0			0- 0		OVERALL	0- 4		3- 22		3- 14	
2- 11	0- 0			0- 0		HOME	0- 2		2- 9		2- 5	
1- 15	0- 0			0- 0		AWAY	0- 2		1- 13		1- 9	
0- 0	0- 0			0- 0		NEUTRAL	0- 0		0- 0		0- 0	
2- 10	0- 0			0- 0		NON-CONFERENCE	0- 0		2- 10		2- 10	
1- 4	0- 0			0- 0		HOME	0- 0		1- 4		1- 4	
1- 6	0- 0			0- 0		AWAY	0- 0		1- 6		1- 6	
0- 0	0- 0			0- 0		NEUTRAL	0- 0		0- 0		0- 0	
1- 16	0- 0			0- 0		CONFERENCE	0- 4		1- 12		1- 4	
1- 7	0- 0			0- 0		HOME	0- 2		1- 5		1- 1	
0- 9	0- 0			0- 0		AWAY	0- 2		0- 7		0- 3	
0- 0	0- 0			0- 0		NEUTRAL	0- 0		0- 0		0- 0	

[illegible]

Non-Div I Games:	Fisher	102	47
------------------	--------	-----	----

UMass Lowell

■ Loss, ■ Non-Conf, S Site, H Home A Away N Neutral

Average RPI Win:	260	WON-LOST	WINNING	LAST 10	STRENGTH OF	OPP. STRENGTH	TEAM	ADJ.	CONF.	ADJ CONF.
Average RPI Loss:	184	RECORD	PCT. RANK	GAMES	SCHEDULE	OF SCHEDULE	RPI	RPI	RPI	RPI
DIV. I ONLY	13- 14	193	5- 5	292	282	231	231	27	27	
DIV. I NON-CONF.	2- 8	290	0- 0	269	173	310	310	28	28	
-----										
TOTALS	RPI 1-25	RPI 26-50	W-L RECORDS	RPI 51-100	RPI 101-999	RPI 201+				
13- 14	0- 1	0- 0	OVERALL	1- 2	12- 11	10- 5				
6- 7	0- 0	0- 0	HOME	1- 1	5- 6	5- 1				
7- 7	0- 1	0- 0	AWAY	0- 1	7- 5	5- 4				
0- 0	0- 0	0- 0	NEUTRAL	0- 0	0- 0	0- 0				
2- 8	0- 1	0- 0	NON-CONFERENCE	0- 1	2- 6	2- 2				
1- 4	0- 0	0- 0	HOME	0- 1	1- 3	1- 0				
1- 4	0- 1	0- 0	AWAY	0- 0	1- 3	1- 2				
0- 0	0- 0	0- 0	NEUTRAL	0- 0	0- 0	0- 0				
11- 6	0- 0	0- 0	CONFERENCE	1- 1	10- 5	8- 3				
5- 3	0- 0	0- 0	HOME	1- 0	4- 3	4- 1				
6- 3	0- 0	0- 0	AWAY	0- 1	6- 2	4- 2				
0- 0	0- 0	0- 0	NEUTRAL	0- 0	0- 0	0- 0				

RPI 1-25				RPI 26-50				RPI 51-100				RPI 101+ Team's RPI: 231			
RPI	S	Opponent	Score	RPI	S	Opponent	Score	RPI	S	Opponent	Score	RPI	S	Opponent	Score
20	A	NC State	55 87					55	H	Mercer	56 67	104	H	Middle Tenn.	57 72
								88	A	Liberty	48 53	136	A	Radford	67 56
								88	H	Liberty	48 41	136	H	Radford	48 64
												157	H	Charlotte	47 51
												184	A	Davidson	50 58
												189	H	Furman	63 71
												196	A	High Point	78 59
												196	H	High Point	45 58
												222	A	Gardner-Webb	61 60
												247	A	Presbyterian	63 72
												247	H	Presbyterian	74 76
												253	A	Campbell	60 52
												253	H	Campbell	38 33
												269	H	Appalachian St.	69 60
												294	A	USC Upstate	76 70
												299	A	Wofford	68 70
												306	A	Western Caro.	52 62
												322	A	Charleston So.	78 61
												322	H	Charleston So.	71 69
												339	A	Winthrop	70 48
												339	H	Winthrop	63 51
												342	A	Longwood	54 67
												342	H	Longwood	82 52
-----															
LAST 12 Division I GAMES:															
247	A	Presbyterian	63 72	136	H	Radford	48 64								
342	A	Longwood	54 67	339	H	Winthrop	63 51								
253	H	Campbell	38 33	222	A	Gardner-Webb	61 60								
88	A	Liberty	48 53	247	H	Presbyterian	74 76								
322	H	Charleston So.	71 69	322	A	Charleston So.	78 61								
196	A	High Point	78 59	339	A	Winthrop	70 48								

Non-Div I Games: Warren Wilson 100 53

UNC Asheville

UNCG		Average RPI Win: 238	WON-LOST RECORD	WINNING PCT. RANK	LAST 10 GAMES	STRENGTH OF SCHEDULE	OPP. STRENGTH OF SCHEDULE	TEAM RPI	ADJ. RPI	CONF. RPI	ADJ CONF. RPI
Average RPI Loss: 149											
DIV. I ONLY	10- 16	236	5- 5	157	200	215	215	17	17		
DIV. I NON-CONF.	3- 8	268	0- 0	188	291	253	253	17	17		
-----											
TOTALS	RPI 1-25	RPI 26-50	W-L RECORDS	RPI 51-100	RPI 101-999	RPI 201+					
10- 16	0- 1	0- 1	OVERALL	0- 2	10- 12	7- 3					
5- 6	0- 0	0- 0	HOME	0- 1	5- 5	3- 2					
4- 10	0- 1	0- 1	AWAY	0- 1	4- 7	4- 1					
1- 0	0- 0	0- 0	NEUTRAL	0- 0	1- 0	0- 0					
3- 8	0- 1	0- 1	NON-CONFERENCE	0- 0	3- 6	3- 3					
1- 3	0- 0	0- 0	HOME	0- 0	1- 3	1- 2					
2- 5	0- 1	0- 1	AWAY	0- 0	2- 3	2- 1					
0- 0	0- 0	0- 0	NEUTRAL	0- 0	0- 0	0- 0					
7- 8	0- 0	0- 0	CONFERENCE	0- 2	7- 6	4- 0					
4- 3	0- 0	0- 0	HOME	0- 1	4- 2	2- 0					
2- 5	0- 0	0- 0	AWAY	0- 1	2- 4	2- 0					
1- 0	0- 0	0- 0	NEUTRAL	0- 0	1- 0	0- 0					

RPI 1-25				RPI 26-50				RPI 51-100				RPI 101+ Team's RPI: 215			
RPI	S	Opponent	Score	RPI	S	Opponent	Score	RPI	S	Opponent	Score	RPI	S	Opponent	Score
12	A	Duke	54 85	30	A	Virginia	50 68	55	A	Mercer	57 80	108	A	Chattanooga	42 49
								55	H	Mercer	54 57	108	H	Chattanooga	57 73
												108	N	Chattanooga	70 66
												113	A	ETSU	52 60
												113	H	ETSU	65 61
												136	A	Radford	53 56
												160	A	Samford	48 56
												160	H	Samford	53 60
												189	A	Furman	54 55
												189	H	Furman	76 74
												196	H	High Point	72 81
												200	A	Norfolk St.	63 64
												233	A	Coastal Caro.	60 54
												247	A	Presbyterian	64 57
												253	H	Campbell	61 72
												282	H	VCU	74 61
												290	H	Murray St.	52 63
												299	A	Wofford	81 75
												299	H	Wofford	66 51
												306	A	Western Caro.	88 67
												306	H	Western Caro.	57 54
												313	A	Eastern Ky.	59 70
-----															
LAST 12 Division I GAMES:															
108	N	Chattanooga	70 66	108	H	Chattanooga	57 73								
306	H	Western Caro.	57 54	113	H	ETSU	65 61								
55	H	Mercer	54 57	306	A	Western Caro.	88 67								
160	H	Samford	53 60	160	A	Samford	48 56								
299	A	Wofford	81 75	55	A	Mercer	57 80								
189	A	Furman	54 55	189	H	Furman	76 74								

Non-Div I Games: Greensboro 82 34 Tusculum 69 71 Lees-McRae 78 62 Southern Wesleyan 96 35 UNCG

Loss, Non-Conf, S Site, H Home A Away N Neutral

Average RPI Win:	259	WON-LOST	WINNING	LAST 10	STRENGTH OF	OPP. STRENGTH	TEAM	ADJ.	CONF.	ADJ CONF.
Average RPI Loss:	142	RECORD	PCT. RANK	GAMES	SCHEDULE	OF SCHEDULE	RPI	RPI	RPI	RPI
DIV. I ONLY	9- 17	252	4- 6	247	141	257	257	10	10	
DIV. I NON-CONF.	5- 4	146	0- 0	335	221	234	234	12	12	
-----										
TOTALS	RPI 1-25	RPI 26-50	W-L RECORDS	RPI 51-100	RPI 101-999	RPI 201+				
9- 17	0- 0	0- 3	OVERALL	0- 2	9- 12	7- 4				
5- 7	0- 0	0- 1	HOME	0- 1	5- 5	4- 2				
4- 10	0- 0	0- 2	AWAY	0- 1	4- 7	3- 2				
0- 0	0- 0	0- 0	NEUTRAL	0- 0	0- 0	0- 0				
5- 4	0- 0	0- 0	NON-CONFERENCE	0- 0	5- 4	4- 1				
4- 0	0- 0	0- 0	HOME	0- 0	4- 0	3- 0				
1- 4	0- 0	0- 0	AWAY	0- 0	1- 4	1- 1				
0- 0	0- 0	0- 0	NEUTRAL	0- 0	0- 0	0- 0				
4- 13	0- 0	0- 3	CONFERENCE	0- 2	4- 8	3- 3				
1- 7	0- 0	0- 1	HOME	0- 1	1- 5	1- 2				
3- 6	0- 0	0- 2	AWAY	0- 1	3- 3	2- 1				
0- 0	0- 0	0- 0	NEUTRAL	0- 0	0- 0	0- 0				

RPI 1-25				RPI 26-50				RPI 51-100				RPI 101+ Team's RPI: 257			
RPI	S	Opponent	Score	RPI	S	Opponent	Score	RPI	S	Opponent	Score	RPI	S	Opponent	Score
				43	A	Drexel	42 68	63	A	James Madi son	48 65	112	A	North Carolina	60 86
				43	H	Drexel	40 58	63	H	James Madi son	48 63	121	A	Del aware	62 80
				45	A	El on	67 75					121	H	Del aware	49 82
												137	A	Northeastern	39 56
												137	H	Northeastern	47 54
												153	A	William & Mary	64 49
												153	H	William & Mary	53 66
												177	A	Pittsburgh	55 74
												189	A	Furman	71 76
												199	H	East Carol ina	66 62
												233	A	Coastal Caro.	41 57
												239	A	Hofstra	59 55
												239	H	Hofstra	61 69
												270	A	Towson	71 72
												270	H	Towson	64 53
												274	A	Col. of Charleston	76 60
												274	H	Col. of Charleston	63 72
												282	H	VCU	83 67
												299	A	Wofford	65 60
												301	H	Georgia St.	74 62
												316	H	N. C. Central	89 63
LAST 12 Division I GAMES:															
				270	H	Towson	64 53	239	A	Hofstra	59 55				
				274	A	Col. of Charleston	76 60	137	A	Northeastern	39 56				
				63	A	James Madi son	48 65	121	A	Del aware	62 80				
				153	A	William & Mary	64 49	63	H	James Madi son	48 63				
				43	H	Drexel	40 58	121	H	Del aware	49 82				
				274	H	Col. of Charleston	63 72	43	A	Drexel	42 68				

Non-Div I Games: Catawba 74 59 UNC Pembroke 73 64

UNCW

UNI				STRENGTH OF SCHEDULE		OPP. STRENGTH OF SCHEDULE		TEAM RPI	ADJ. RPI	CONF. RPI	ADJ CONF. RPI
Average RPI	Win:	237	WON-LOST RECORD	WINNING PCT. RANK	LAST 10 GAMES						
Average RPI	Loss:	95									
DIV. I ONLY	15- 12	139	8- 2	154	168	133	133	23	23		
DIV. I NON-CONF.	3- 7	254	0- 0	31	9	133	133	21	21		
-----											
TOTALS	RPI 1-25	RPI 26-50	W-L RECORDS	RPI 51-100	RPI 101-999	RPI 201+					
15- 12	0- 1	0- 3	OVERALL	2- 5	13- 3	11- 1					
8- 4	0- 1	0- 0	HOME	0- 3	8- 0	6- 0					
6- 8	0- 0	0- 3	AWAY	1- 2	5- 3	5- 1					
1- 0	0- 0	0- 0	NEUTRAL	1- 0	0- 0	0- 0					
3- 7	0- 1	0- 3	NON-CONFERENCE	2- 1	1- 2	0- 1					
1- 2	0- 1	0- 0	HOME	0- 1	1- 0	0- 0					
1- 5	0- 0	0- 3	AWAY	1- 0	0- 2	0- 1					
1- 0	0- 0	0- 0	NEUTRAL	1- 0	0- 0	0- 0					
12- 5	0- 0	0- 0	CONFERENCE	0- 4	12- 1	11- 0					
7- 2	0- 0	0- 0	HOME	0- 2	7- 0	6- 0					
5- 3	0- 0	0- 0	AWAY	0- 2	5- 1	5- 0					
0- 0	0- 0	0- 0	NEUTRAL	0- 0	0- 0	0- 0					

RPI 1-25				RPI 26-50				RPI 51-100				RPI 101+				Team's RPI: 133
RPI	S	Opponent	Score	RPI	S	Opponent	Score	RPI	S	Opponent	Score	RPI	S	Opponent	Score	
16	H	Iowa	47 71	32	A	South Dakota St.	47 57	74	N	Wyoming	55 40	106	H	Iowa St.	57 53	
				44	A	UCF	43 53	77	A	Drake	64 81	156	A	Southern Ill.	53 60	
				48	A	Creighton	78 89	77	H	Drake	67 72	156	H	Southern Ill.	71 63	
								82	H	IUPUI	48 54	181	A	North Dakota	72 80	
								91	A	Kansas St.	72 71	236	A	Omaha	74 78	
								98	A	Missouri St.	52 62	249	A	Illinois St.	58 36	
								98	H	Missouri St.	52 57	249	H	Illinois St.	66 48	
												260	A	Bradley	51 40	
												260	H	Bradley	63 50	
												261	A	Indiana St.	56 46	
												261	H	Indiana St.	59 53	
												297	A	Valparaiso	76 53	
												297	H	Valparaiso	77 56	
												302	H	Loyola Chicago	70 41	
												349	A	Evansville	85 60	
												349	H	Evansville	65 41	
-----																
LAST 12 Division I GAMES:																
297	A	Valparaiso	76 53	156	H	Southern Ill.	71 63	98	H	Missouri St.	52 57	249	A	Illinois St.	58 36	
260	H	Bradley	63 50	260	A	Bradley	51 40	77	A	Drake	64 81	261	H	Indiana St.	59 53	
249	H	Illinois St.	66 48	249	A	Illinois St.	58 36									
77	H	Drake	67 72													
349	A	Evansville	85 60													
261	A	Indiana St.	56 46													

Non-Div I Games: Wis.-Parkside 92 62

UNI





Average RPI Win:	297	WON-LOST	WINNING	LAST 10	STRENGTH OF	OPP. STRENGTH	TEAM	ADJ.	CONF.	ADJ CONF.
Average RPI Loss:	172	RECORD	PCT. RANK	GAMES	SCHEDULE	OF SCHEDULE	RPI	RPI	RPI	RPI
DIV. I ONLY	8- 18	274	5- 5	248	297	294	294	24	24	
DIV. I NON-CONF.	2- 10	300	0- 0	226	334	331	331	22	22	
-----										
TOTALS	RPI 1-25	RPI 26-50	W-L RECORDS	RPI 51-100	RPI 101-999	RPI 201+				
8- 18	0- 0	0- 0	OVERALL	0- 6	8- 12	7- 8				
6- 7	0- 0	0- 0	HOME	0- 2	6- 5	5- 4				
2- 11	0- 0	0- 0	AWAY	0- 4	2- 7	2- 4				
0- 0	0- 0	0- 0	NEUTRAL	0- 0	0- 0	0- 0				
2- 10	0- 0	0- 0	NON-CONFERENCE	0- 2	2- 8	2- 5				
2- 4	0- 0	0- 0	HOME	0- 0	2- 4	2- 3				
0- 6	0- 0	0- 0	AWAY	0- 2	0- 4	0- 2				
0- 0	0- 0	0- 0	NEUTRAL	0- 0	0- 0	0- 0				
6- 8	0- 0	0- 0	CONFERENCE	0- 4	6- 4	5- 3				
4- 3	0- 0	0- 0	HOME	0- 2	4- 1	3- 1				
2- 5	0- 0	0- 0	AWAY	0- 2	2- 3	2- 2				
0- 0	0- 0	0- 0	NEUTRAL	0- 0	0- 0	0- 0				

RPI 1-25				RPI 26-50				RPI 51-100				RPI 101+				Team's RPI: 294
RPI	S	Opponent	Score	RPI	S	Opponent	Score	RPI	S	Opponent	Score	RPI	S	Opponent	Score	
								51	A	Oklahoma St.	71 108	153	A	William & Mary	63 83	
								52	A	FGCU	60 93	182	A	Stetson	61 62	
								52	H	FGCU	44 88	182	H	Stetson	69 64	
								64	A	Virginia Tech	56 87	189	H	Furman	59 80	
								97	A	Jacksonville	49 65	199	A	East Carolina	53 66	
								97	H	Jacksonville	45 71	222	A	Gardner-Webb	39 60	
												231	H	UNC Asheville	70 76	
												236	H	Omaha	66 69	
												247	H	Presbyterian	69 83	
												251	A	North Florida	61 79	
												251	H	North Florida	61 65	
												253	A	Campbell	49 69	
												264	A	Lipscomb	78 97	
												264	H	Lipscomb	80 64	
												303	A	Kennesaw St.	70 64	
												303	H	Kennesaw St.	65 61	
												316	H	N.C. Central	66 61	
												323	H	South Carolina St.	63 44	
												343	A	NJIT	95 57	
												343	H	NJIT	74 67	
-----																
LAST 12 Division I GAMES:																
				343	H	NJIT	74 67	303	A	Kennesaw St.	70 64					
				251	A	North Florida	61 79	264	A	Lipscomb	78 97					
				97	A	Jacksonville	49 65	303	H	Kennesaw St.	65 61					
				182	H	Stetson	69 64	97	H	Jacksonville	45 71					
				52	H	FGCU	44 88	251	H	North Florida	61 65					
				264	H	Lipscomb	80 64	52	A	FGCU	60 93					

Non-Div I Games: Brevard 109 39 Converse 71 51 Bob Jones 79 45

USC Upstate

Loss, Non-Conf, S Site, H Home A Away N Neutral

Average RPI Win:	235	WON-LOST	WINNING	LAST 10	STRENGTH OF	OPP. STRENGTH	TEAM	ADJ.	CONF.	ADJ CONF.
Average RPI Loss:	151	RECORD	PCT. RANK	GAMES	SCHEDULE	OF SCHEDULE	RPI	RPI	RPI	RPI
DIV. I ONLY	18- 10	94	9- 1	326	154	167	167	22	22	
DIV. I NON-CONF.	6- 5	153	0- 0	239	53	166	166	23	23	
-----										
TOTALS	RPI 1-25	RPI 26-50	W-L RECORDS	RPI 51-100	RPI 101-999	RPI 201+				
18- 10	0- 0	0- 0	OVERALL	0- 3	18- 7	11- 3				
13- 2	0- 0	0- 0	HOME	0- 1	13- 1	7- 0				
5- 8	0- 0	0- 0	AWAY	0- 2	5- 6	4- 3				
0- 0	0- 0	0- 0	NEUTRAL	0- 0	0- 0	0- 0				
6- 5	0- 0	0- 0	NON-CONFERENCE	0- 3	6- 2	3- 0				
5- 1	0- 0	0- 0	HOME	0- 1	5- 0	2- 0				
1- 4	0- 0	0- 0	AWAY	0- 2	1- 2	1- 0				
0- 0	0- 0	0- 0	NEUTRAL	0- 0	0- 0	0- 0				
12- 5	0- 0	0- 0	CONFERENCE	0- 0	12- 5	8- 3				
8- 1	0- 0	0- 0	HOME	0- 0	8- 1	5- 0				
4- 4	0- 0	0- 0	AWAY	0- 0	4- 4	3- 3				
0- 0	0- 0	0- 0	NEUTRAL	0- 0	0- 0	0- 0				

RPI 1-25				RPI 26-50				RPI 51-100				RPI 101+				Team's RPI: 167
RPI	S	Opponent	Score	RPI	S	Opponent	Score	RPI	S	Opponent	Score	RPI	S	Opponent	Score	
								65	A	Georgi a Tech	52 80	103	A	Little Rock	57 59	
								68	H	Houston	58 62	107	A	Utah	41 71	
								91	A	Kansas St.	56 70	127	H	San Francisco	56 54	
												134	H	Fresno St.	67 54	
												138	A	Arkansas	57 91	
												140	H	Texas St.	61 59	
												154	A	Loui si ana	38 34	
												154	H	Loui si ana	63 61	
												166	H	South Ala.	63 76	
												179	H	Oral Roberts	70 46	
												180	H	Troy	76 57	
												209	H	SMU	58 55	
												213	A	Arkansas St.	80 85	
												233	A	Coastal Caro.	76 89	
												233	H	Coastal Caro.	65 63	
												267	A	UTSA	69 68	
												269	A	Appal achi an St.	64 60	
												269	H	Appal achi an St.	49 48	
												301	A	Georgi a St.	81 76	
												301	H	Georgi a St.	62 57	
												317	H	Incarnate Word	61 48	
												326	A	Ga. Southern	68 73	
												326	H	Ga. Southern	70 49	
												336	A	La. -Monroe	80 53	
												336	H	La. -Monroe	70 61	
LAST 12 Di vi si on I GAMES:																
				301	H	Georgi a St.	62 57					269	H	Appal achi an St.	49 48	
				326	H	Ga. Southern	70 49					326	A	Ga. Southern	68 73	
				154	A	Loui si ana	38 34					301	A	Georgi a St.	81 76	
				336	A	La. -Monroe	80 53					336	H	La. -Monroe	70 61	
				140	H	Texas St.	61 59					154	H	Loui si ana	63 61	
				233	H	Coastal Caro.	65 63					213	A	Arkansas St.	80 85	

Non-Di v I Games:

UT Arlington

U  
T  
M  
a  
r  
t  
i  
nU  
T  
M  
a  
r  
t  
i  
n

Non-Div I Games:	Rhodes	90	49	Ala.-Huntsville	104	73
------------------	--------	----	----	-----------------	-----	----

Page 316

U  
T  
E  
P

UTEP				Through Games Of March 1, 2018						
Average RPI Win: 236		WON-LOST RECORD	WINNING PCT. RANK	LAST 10 GAMES	STRENGTH OF SCHEDULE	OPP. STRENGTH OF SCHEDULE	TEAM RPI	ADJ. RPI	CONF. RPI	ADJ CONF. RPI
Average RPI Loss: 180										
DIV. I ONLY		15- 13	153	3- 7	244	254	195	195	18	18
DIV. I NON-CONF.		9- 4	82	0- 0	219	327	114	114	20	20
-----										
TOTALS		RPI 1-25	RPI 26-50	W-L RECORDS	RPI 51-100	RPI 101-999	RPI 201+			
15- 13	0- 0	0- 0	OVERALL	0- 2	15- 11	11- 6				
8- 5	0- 0	0- 0	HOME	0- 2	8- 3	6- 1				
5- 8	0- 0	0- 0	AWAY	0- 0	5- 8	5- 5				
2- 0	0- 0	0- 0	NEUTRAL	0- 0	2- 0	0- 0				
9- 4	0- 0	0- 0	NON-CONFERENCE	0- 1	9- 3	6- 2				
5- 1	0- 0	0- 0	HOME	0- 1	5- 0	4- 0				
2- 3	0- 0	0- 0	AWAY	0- 0	2- 3	2- 2				
2- 0	0- 0	0- 0	NEUTRAL	0- 0	2- 0	0- 0				
6- 9	0- 0	0- 0	CONFERENCE	0- 1	6- 8	5- 4				
3- 4	0- 0	0- 0	HOME	0- 1	3- 3	2- 1				
3- 5	0- 0	0- 0	AWAY	0- 0	3- 5	3- 3				
0- 0	0- 0	0- 0	NEUTRAL	0- 0	0- 0	0- 0				
-----										
RPI 1-25		RPI 26-50		RPI 51-100		RPI 101+		Team's RPI: 195		
RPI S	Opponent	Score	RPI S	Opponent	Score	RPI S	Opponent	Score		
						80 H UAB	64 84	104 H Middle Tenn.	45 54	
						86 H New Mexico	35 59	117 A Rice	42 56	
								125 H Louisiana Tech	62 65	
								128 A Tulane	56 67	
								138 H Arkansas	64 61	
								157 H Charlotte	67 58	
								160 N Samford	46 33	
								184 A Southern Miss.	53 60	
								199 N East Carolina	93 79	
								206 H CSU Bakersfield	67 56	
								213 A Arkansas St.	73 76	
								219 H Texas Southern	65 55	
								220 A Fla. Atlantic	66 72	
								220 H Fla. Atlantic	75 70	
								221 A New Mexico St.	68 76	
								226 A North Texas	50 48	
								234 H A&M-Corpus Christi	69 49	
								258 A UC Riverside	73 62	
								267 A UTSA	66 53	
								267 H UTSA	55 58	
								283 A Old Dominion	52 56	
								308 A Marshall	64 66	
								309 H Houston Baptist	69 62	
								314 A FIU	77 76	
								314 H FIU	86 70	
								321 A Cal St. Fullerton	92 91	
-----										
LAST 12 Division I GAMES:										
314 H FIU	86 70	267 A UTSA	66 53							
184 A Southern Miss.	53 60	80 H UAB	64 84							
267 H UTSA	55 58	226 A North Texas	50 48							
283 A Old Dominion	52 56	117 A Rice	42 56							
308 A Marshall	64 66	220 H Fla. Atlantic	75 70							
125 H Louisiana Tech	62 65	104 H Middle Tenn.	45 54							

U  
T  
E  
P

Non-Div I Games:

UTEP

Average RPI Win: 288

Average RPI Loss: 217

WON-LOST  
RECORDWINNING  
PCT. RANKLAST 10  
GAMESSTRENGTH OF  
SCHEDULEOPP. STRENGTH  
OF SCHEDULETEAM  
RPIADJ.  
RPICONF.  
RPIADJ CONF.  
RPI

DIV. I ONLY	11- 14	217	4- 6	344	322	311	311	31	31
DIV. I NON-CONF.	7- 5	132	0- 0	315	279	226	226	31	31
<hr/>									
TOTALS	RPI 1-25	RPI 26-50	W-L RECORDS	RPI 51-100	RPI 101-999	RPI 201+			
11- 14	0- 0	0- 1	OVERALL	0- 1	11- 12	11- 12			
9- 5	0- 0	0- 1	HOME	0- 0	9- 4	9- 4			
2- 9	0- 0	0- 0	AWAY	0- 1	2- 8	2- 8			
0- 0	0- 0	0- 0	NEUTRAL	0- 0	0- 0	0- 0			
7- 5	0- 0	0- 1	NON-CONFERENCE	0- 1	7- 3	7- 3			
6- 1	0- 0	0- 1	HOME	0- 0	6- 0	6- 0			
1- 4	0- 0	0- 0	AWAY	0- 1	1- 3	1- 3			
0- 0	0- 0	0- 0	NEUTRAL	0- 0	0- 0	0- 0			
4- 9	0- 0	0- 0	CONFERENCE	0- 0	4- 9	4- 9			
3- 4	0- 0	0- 0	HOME	0- 0	3- 4	3- 4			
1- 5	0- 0	0- 0	AWAY	0- 0	1- 5	1- 5			
0- 0	0- 0	0- 0	NEUTRAL	0- 0	0- 0	0- 0			

RPI 1-25	RPI 26-50	RPI 51-100	RPI 101+	Team's RPI: 311
RPI S Opponent Score	RPI S Opponent Score	RPI S Opponent Score	RPI S Opponent Score	RPI S Opponent Score
	46 H Southern California 64 71	51 A Oklahoma St. 38 80	205 A Wisconsin 54 82	
			206 A CSU Bakersfield 30 71	
			206 H CSU Bakersfield 64 67	
			221 H New Mexico St. 77 79	
			224 A Seattle U 56 64	
			224 H Seattle U 69 67	
			234 A A&M-Corpus Christi 41 71	
			234 H A&M-Corpus Christi 56 53	
			241 A Texas Tech 64 80	
			243 H Prairie View 78 62	
			263 A Grand Canyon 58 59	
			263 H Grand Canyon 59 65	
			267 H UTSA 70 58	
			276 H Massachusetts 67 59	
			280 A UMKC 59 79	
			280 H UMKC 52 54	
			284 H Canisius 63 46	
			288 A North Dakota St. 82 79	
			324 A Utah Valley 60 69	
			324 H Utah Valley 71 64	
			341 H Florida A&M 51 38	
			345 A Chicago St. 69 62	
			345 H Chicago St. 81 44	
LAST 12 Division I GAMES:				
	345 A Chicago St. 69 62	221 H New Mexico St. 77 79		
	280 A UMKC 59 79	345 H Chicago St. 81 44		
	324 H Utah Valley 71 64	224 A Seattle U 56 64		
	224 H Seattle U 69 67	324 A Utah Valley 60 69		
	206 A CSU Bakersfield 30 71	263 H Grand Canyon 59 65		
	263 A Grand Canyon 58 59	206 H CSU Bakersfield 64 67		

Non-Div I Games: Texas Lutheran 78 43 Concordia (TX) 67 49 Trinity (TX) 62 57

UTRGV

Loss, Non-Conf, S Site, H Home A Away N Neutral

Average RPI Win: 254	WON-LOST RECORD	WINNING PCT. RANK	LAST 10 GAMES	STRENGTH OF SCHEDULE	OPP. STRENGTH OF SCHEDULE	TEAM RPI	ADJ. RPI	CONF. RPI	ADJ. CONF. RPI
Average RPI Loss: 162									
DIV. I ONLY	7- 18	280	5- 5	170	225	267	267	18	18
DIV. I NON-CONF.	1- 9	318	0- 0	198	263	315	315	20	20
-----									
TOTALS	RPI 1-25	RPI 26-50	W-L RECORDS	RPI 51-100	RPI 101-999	RPI 201+			
7- 18	0- 1	0- 1	OVERALL	0- 1	7- 15	5- 4			
4- 6	0- 0	0- 0	HOME	0- 0	4- 6	3- 1			
2- 12	0- 1	0- 1	AWAY	0- 1	2- 9	1- 3			
1- 0	0- 0	0- 0	NEUTRAL	0- 0	1- 0	1- 0			
1- 9	0- 1	0- 0	NON-CONFERENCE	0- 1	1- 7	1- 2			
0- 3	0- 0	0- 0	HOME	0- 0	0- 3	0- 0			
0- 6	0- 1	0- 0	AWAY	0- 1	0- 4	0- 2			
1- 0	0- 0	0- 0	NEUTRAL	0- 0	1- 0	1- 0			
6- 9	0- 0	0- 1	CONFERENCE	0- 0	6- 8	4- 2			
4- 3	0- 0	0- 0	HOME	0- 0	4- 3	3- 1			
2- 6	0- 0	0- 1	AWAY	0- 0	2- 5	1- 1			
0- 0	0- 0	0- 0	NEUTRAL	0- 0	0- 0	0- 0			

RPI 1-25				RPI 26-50				RPI 51-100				RPI 101+ Team's RPI: 267			
RPI	S	Opponent	Score	RPI	S	Opponent	Score	RPI	S	Opponent	Score	RPI	S	Opponent	Score
11	A	Texas	70 120	50	A	Western Ky.	38 73	58	A	Arizona St.	42 74	104	H	Middle Tenn.	47 62
												110	H	Northern Ill.	55 69
												117	A	Rice	52 83
												117	H	Rice	62 58
												125	A	Louisiana Tech	55 63
												140	A	Texas St.	38 91
												157	A	Charlotte	75 88
												167	H	UT Arlington	68 69
												173	A	San Diego	69 78
												181	H	North Dakota	47 60
												184	A	Southern Miss.	60 83
												195	A	UTEP	58 55
												195	H	UTEP	53 66
												220	H	Fla. Atlantic	65 99
												226	H	North Texas	70 58
												283	A	Old Dominion	63 69
												283	H	Old Dominion	64 56
												308	A	Marshall	72 59
												311	A	UTRGV	58 70
												314	H	FIU	69 66
												321	A	Cal St. Fullerton	46 55
												338	N	Mississippi Val.	68 55
LAST 12 Division I GAMES:															
117	H	Rice	62 58	226	H	North Texas	70 58								
195	A	UTEP	58 55	184	A	Southern Miss.	60 83								
314	H	FIU	69 66	220	H	Fla. Atlantic	65 99								
157	A	Charlotte	75 88	283	A	Old Dominion	63 69								
308	A	Marshall	72 59	50	A	Western Ky.	38 73								
195	H	UTEP	53 66	283	H	Old Dominion	64 56								

Non-Div I Games: Sul Ross St. 97 47 Tex. A&M-Commerce 60 69

UTSA

Loss, Non-Conf, S Site, H Home A Away N Neutral

Average RPI Win:	179	WON-LOST	WINNING	LAST 10	STRENGTH OF	OPP. STRENGTH	TEAM	ADJ.	CONF.	ADJ CONF.
Average RPI Loss:	61	RECORD	PCT. RANK	GAMES	SCHEDULE	OF SCHEDULE	RPI	RPI	RPI	RPI
DIV. I ONLY	17- 13	131	3- 7	116	61	107	107	5	5	
DIV. I NON-CONF.	9- 2	33	0- 0	184	197	52	52	3	3	
-----										
TOTALS	RPI 1-25	RPI 26-50	W-L RECORDS	RPI 51-100	RPI 101-999	RPI 201+				
17- 13	0- 4	0- 4	OVERALL	3- 2	14- 3	6- 0				
10- 6	0- 2	0- 2	HOME	2- 1	8- 1	4- 0				
7- 6	0- 2	0- 2	AWAY	1- 1	6- 1	2- 0				
0- 1	0- 0	0- 0	NEUTRAL	0- 0	0- 1	0- 0				
9- 2	0- 0	0- 0	NON-CONFERENCE	2- 1	7- 1	4- 0				
7- 0	0- 0	0- 0	HOME	2- 0	5- 0	3- 0				
2- 2	0- 0	0- 0	AWAY	0- 1	2- 1	1- 0				
0- 0	0- 0	0- 0	NEUTRAL	0- 0	0- 0	0- 0				
8- 11	0- 4	0- 4	CONFERENCE	1- 1	7- 2	2- 0				
3- 6	0- 2	0- 2	HOME	0- 1	3- 1	1- 0				
5- 4	0- 2	0- 2	AWAY	1- 0	4- 0	1- 0				
0- 1	0- 0	0- 0	NEUTRAL	0- 0	0- 1	0- 0				

RPI 1-25				RPI 26-50				RPI 51-100				RPI 101+				Team's RPI: 107
RPI	S	Opponent	Score	RPI	S	Opponent	Score	RPI	S	Opponent	Score	RPI	S	Opponent	Score	
8	H	Oregon	68 84	33	H	Oregon St.	58 69	58	A	Arizona St.	58 56	105	A	Washington St.	81 79	
10	A	UCLA	71 78	41	A	Cal i forn i a	73 84	58	H	Arizona St.	81 83	105	H	Washington St.	54 50	
10	H	UCLA	74 81	46	A	Southern Cal i forn i a	52 53	60	H	Purdue	81 68	139	A	Col orado	78 74	
13	A	Stanford	49 70	46	H	Southern Cal i forn i a	47 58	73	H	Saint Mary's (CA)	74 63	139	H	Col orado	65 69	
								93	A	Al abama	60 65	139	N	Col orado	56 66	
												150	A	Weber St.	85 58	
												152	A	BYU	68 77	
												167	H	UT Ar l ington	71 41	
												179	H	Oral Roberts	71 50	
												197	A	Washi ngton	74 65	
												197	H	Washi ngton	81 46	
												207	H	Nevada	87 61	
												242	H	Pepperdi ne	89 65	
												273	A	Ari zona	80 56	
												273	H	Ari zona	89 55	
												304	A	Utah St.	79 44	
												317	H	Incar nate Word	90 31	
-----																
LAST 12 Di v i s i o n I GAMES:																
139	N	Col orado	56 66	13	A	Stanford	49 70	139	A	Col orado	78 74	139	H	Col orado	65 69	
10	A	UCLA	71 78	46	A	Southern Cal i forn i a	52 53	8	H	Oregon	68 84	33	H	Oregon St.	58 69	
197	H	Washi ngton	81 46	105	H	Washi ngton St.	54 50	273	A	Ari zona	80 56					
41	A	Cal i forn i a	73 84													

Non-Di v I Games:

Utah



Average RPI Win: 221

Average RPI Loss: 167

WON-LOST  
RECORDWINNING  
PCT. RANKLAST 10  
GAMESSTRENGTH OF  
SCHEDULEOPP. STRENGTH  
OF SCHEDULETEAM  
RPIADJ.  
RPICONF.  
RPIADJ CONF.  
RPIDIV. I ONLY  
DIV. I NON-CONF.6- 21  
1- 9311  
3183- 7  
0- 0216  
251176  
309304  
330304  
33016  
1416  
14

TOTALS

RPI 1-25

RPI 26-50

W-L RECORDS

RPI 51-100

RPI 101-999

RPI 201+

6- 21

0- 0

0- 1

OVERALL

0- 5

6- 15

4- 7

5- 7

0- 0

0- 0

HOME

0- 3

5- 4

4- 1

1- 12

0- 0

0- 0

AWAY

0- 2

1- 10

0- 5

0- 2

0- 0

0- 1

NEUTRAL

0- 0

0- 1

0- 1

1- 9

0- 0

0- 1

NON-CONFERENCE

0- 0

1- 8

0- 4

0- 3

0- 0

0- 0

HOME

0- 0

0- 3

0- 1

1- 4

0- 0

0- 0

AWAY

0- 0

1- 4

0- 2

0- 2

0- 0

0- 1

NEUTRAL

0- 0

0- 1

0- 1

5- 12

0- 0

0- 0

CONFERENCE

0- 5

5- 7

4- 3

5- 4

0- 0

0- 0

HOME

0- 3

5- 1

4- 0

0- 8

0- 0

0- 0

AWAY

0- 2

0- 6

0- 3

0- 0

0- 0

0- 0

NEUTRAL

0- 0

0- 0

0- 0

RPI 1-25

RPI 26-50

RPI 51-100

RPI 101+

Team's RPI: 304

RPI S Opponent Score

RPI S Opponent Score

RPI S Opponent Score

RPI S Opponent Score

33 N Oregon St. 55 94

74 A Wyoming 44 61

107 H Utah 44 79

74 H Wyoming 46 64

120 A Colorado St. 45 56

84 H UNLV 54 63

134 A Fresno St. 56 57

86 A New Mexico 47 80

134 H Fresno St. 60 52

86 H New Mexico 50 74

142 A Boise St. 60 68

142 H Boise St. 42 64

149 A Idaho St. 44 64

152 A BYU 76 69

172 H Denver 72 74

186 A UC Irvine 84 87

207 A Nevada 78 85

207 H Nevada 79 57

214 N Montana St. 52 64

266 H San Diego St. 62 58

268 A San Jose St. 66 79

268 H San Jose St. 86 78

273 H Arizona 49 65

296 A Air Force 50 57

296 H Air Force 57 55

324 A Utah Valley 43 61

328 A Southern Utah 67 70

LAST 12 Division I GAMES:

268 H San Jose St. 86 78

86 A New Mexico 47 80

296 H Air Force 57 55

134 H Fresno St. 60 52

207 A Nevada 78 85

296 A Air Force 50 57

86 H New Mexico 50 74

74 A Wyoming 44 61

142 A Boise St. 60 68

142 H Boise St. 42 64

74 H Wyoming 46 64

207 H Nevada 79 57

Utah St.

Average RPI Win:	283	WON-LOST	WINNING	LAST 10	STRENGTH OF	OPP. STRENGTH	TEAM	ADJ.	CONF.	ADJ CONF.
Average RPI Loss:	216	RECORD	PCT. RANK	GAMES	SCHEDULE	OF SCHEDULE	RPI	RPI	RPI	RPI
DIV. I ONLY	9- 17	252	3- 7	339	327	324	324	31	31	
DIV. I NON-CONF.	4- 9	249	0- 0	303	278	320	320	31	31	
-----										
TOTALS	RPI 1-25	RPI 26-50	W-L RECORDS	RPI 51-100	RPI 101-999	RPI 201+				
9- 17	0- 0	0- 1	OVERALL	0- 0	9- 16	8- 11				
7- 6	0- 0	0- 0	HOME	0- 0	7- 6	6- 5				
2- 11	0- 0	0- 0	AWAY	0- 0	2- 1	2- 1				
0- 0	0- 0	0- 0	NEUTRAL	0- 0	0- 0	0- 0				
4- 9	0- 0	0- 1	NON-CONFERENCE	0- 0	4- 8	3- 3				
4- 2	0- 0	0- 0	HOME	0- 0	4- 2	3- 1				
0- 7	0- 0	0- 1	AWAY	0- 0	0- 6	0- 2				
0- 0	0- 0	0- 0	NEUTRAL	0- 0	0- 0	0- 0				
5- 8	0- 0	0- 0	CONFERENCE	0- 0	5- 8	5- 8				
3- 4	0- 0	0- 0	HOME	0- 0	3- 4	3- 4				
2- 4	0- 0	0- 0	AWAY	0- 0	2- 4	2- 4				
0- 0	0- 0	0- 0	NEUTRAL	0- 0	0- 0	0- 0				

RPI 1-25				RPI 26-50				RPI 51-100				RPI 101+ Team's RPI: 324			
RPI	S	Opponent	Score	RPI	S	Opponent	Score	RPI	S	Opponent	Score	RPI	S	Opponent	Score
				33	A	Oregon St.	41 98					143	A	Eastern Wash.	41 61
												144	H	Cal Poly	89 70
												149	H	Idaho St.	58 70
												150	A	Weber St.	57 75
												152	A	BYU	54 75
												172	A	Denver	53 72
												206	A	CSU Bakersfield	58 63
												206	H	CSU Bakersfield	60 64
												221	A	New Mexico St.	51 59
												221	H	New Mexico St.	72 82
												224	H	Seattle U	75 77
												242	A	Pepperdine	44 71
												263	A	Grand Canyon	61 81
												263	H	Grand Canyon	84 64
												280	A	UMKC	66 59
												280	H	UMKC	68 65
												296	H	Air Force	59 56
												304	H	Utah St.	61 43
												311	A	UTRGV	64 71
												311	H	UTRGV	69 60
												318	A	Portland	64 71
												321	H	Cal St. Fullerton	36 73
												328	H	Southern Utah	69 61
												345	A	Chicago St.	68 30
												345	H	Chicago St.	74 84
-----															
				LAST 12 Division I GAMES:											
				263	H	Grand Canyon	84 64	224	H	Seattle U	75 77				
				206	H	CSU Bakersfield	60 64	263	A	Grand Canyon	61 81				
				311	A	UTRGV	64 71	221	H	New Mexico St.	72 82				
				221	A	New Mexico St.	51 59	311	H	UTRGV	69 60				
				280	H	UMKC	68 65	345	A	Chicago St.	68 30				
				345	H	Chicago St.	74 84	280	A	UMKC	66 59				

Non-Div I Games: Antelope Valley 78 54 Dixie St. 72 63

Utah Valley

Loss, Non-Conf, S Site, H Home A Away N Neutral

Average RPI Win:	251	WON-LOST	WINNING	LAST 10	STRENGTH OF	OPP. STRENGTH	TEAM	ADJ.	CONF.	ADJ CONF.
Average RPI Loss:	147	RECORD	PCT. RANK	GAMES	SCHEDULE	OF SCHEDULE	RPI	RPI	RPI	RPI
DIV. I ONLY	7- 22	301	3- 7	144	199	282	282	13	13	
DIV. I NON-CONF.	3- 9	280	0- 0	200	300	284	284	10	10	
-----										
TOTALS	RPI 1-25	RPI 26-50	W-L RECORDS	RPI 51-100	RPI 101-999	RPI 201+				
7- 22	0- 0	0- 2	OVERALL	0- 7	7- 13	5- 5				
5- 7	0- 0	0- 0	HOME	0- 4	5- 3	3- 0				
1- 13	0- 0	0- 0	AWAY	0- 0	1- 1	1- 0				
1- 2	0- 0	0- 0	NEUTRAL	0- 2	1- 0	1- 0				
3- 9	0- 0	0- 1	NON-CONFERENCE	0- 2	3- 6	3- 3				
2- 2	0- 0	0- 0	HOME	0- 0	2- 2	2- 0				
0- 5	0- 0	0- 1	AWAY	0- 0	0- 4	0- 3				
1- 2	0- 0	0- 0	NEUTRAL	0- 2	1- 0	1- 0				
4- 13	0- 0	0- 1	CONFERENCE	0- 5	4- 7	2- 2				
3- 5	0- 0	0- 0	HOME	0- 4	3- 1	1- 0				
1- 8	0- 0	0- 1	AWAY	0- 1	1- 6	1- 2				
0- 0	0- 0	0- 0	NEUTRAL	0- 0	0- 0	0- 0				

RPI	S	Opponent	Score	RPI	S	Opponent	Score	RPI	S	Opponent	Score	RPI	S	Opponent	Score
31	A	Dayton	64 74	55	N	Mercer	54 70	111	H	Georgetown	59 71				
49	A	Minnesota	63 108	70	N	Penn	52 82	126	H	Saint Louis	88 84				
				72	A	Duquesne	71 80	136	A	Radford	62 79				
				72	H	Duquesne	51 70	145	A	Saint Joseph's	63 72				
				79	H	Fordham	54 64	145	A	Saint Joseph's	41 79				
				99	H	George Washington	39 61	145	H	Saint Joseph's	56 54				
				100	H	George Mason	42 65	184	A	Davidson	63 69				
								200	H	Norfolk St.	52 66				
								201	A	Richmond	54 59				
								201	H	Richmond	68 77				
								215	A	UNCG	61 74				
								244	A	La Salle	57 62				
								250	H	St. Bonaventure	77 75				
								257	A	UNCW	67 83				
								276	A	Massachusetts	75 79				
								283	H	Old Dominion	68 39				
								300	N	Long Beach St.	69 59				
								301	A	Georgia St.	56 61				
								319	H	Coppin St.	62 47				
								333	A	Rhode Island	61 49				
-----															
LAST 12 Division I GAMES:															
145	A	Saint Joseph's	63 72	72	A	Duquesne	71 80								
184	A	Davidson	63 69	31	A	Dayton	64 74								
126	H	Saint Louis	88 84	145	H	Saint Joseph's	56 54								
201	A	Richmond	54 59	201	H	Richmond	68 77								
100	H	George Mason	42 65	244	A	La Salle	57 62								
250	H	St. Bonaventure	77 75	276	A	Massachusetts	75 79								

Non-Div I Games:

VCU

Average RPI Win:	317	WON-LOST	WINNING	LAST 10	STRENGTH OF	OPP. STRENGTH	TEAM	ADJ.	CONF.	ADJ CONF.
Average RPI Loss:	162	RECORD	PCT. RANK	GAMES	SCHEDULE	OF SCHEDULE	RPI	RPI	RPI	RPI
DIV. I ONLY	10- 16	236	3- 7	343	246	297	297	23	23	
DIV. I NON-CONF.	5- 4	146	0- 0	340	266	232	232	21	21	
-----										
TOTALS	RPI 1-25	RPI 26-50	W-L RECORDS	RPI 51-100	RPI 101-999	RPI 201+				
10- 16	0- 0	0- 0	OVERALL	0- 6	10- 10	10- 6				
6- 5	0- 0	0- 0	HOME	0- 1	6- 4	6- 2				
4- 11	0- 0	0- 0	AWAY	0- 0	4- 0	4- 0				
0- 0	0- 0	0- 0	NEUTRAL	0- 0	0- 0	0- 0				
5- 4	0- 0	0- 0	NON-CONFERENCE	0- 3	5- 1	5- 1				
3- 0	0- 0	0- 0	HOME	0- 0	3- 0	3- 0				
2- 4	0- 0	0- 0	AWAY	0- 3	2- 1	2- 1				
0- 0	0- 0	0- 0	NEUTRAL	0- 0	0- 0	0- 0				
5- 12	0- 0	0- 0	CONFERENCE	0- 3	5- 9	5- 5				
3- 5	0- 0	0- 0	HOME	0- 1	3- 4	3- 2				
2- 7	0- 0	0- 0	AWAY	0- 2	2- 5	2- 3				
0- 0	0- 0	0- 0	NEUTRAL	0- 0	0- 0	0- 0				

RPI	S	Opponent	Score	RPI	S	Opponent	Score	RPI	S	Opponent	Score	RPI	S	Opponent	Score	Team's RPI: 297
60	A	Purdue	49 95	77	A	Drake	50 86	133	A	UNI	56 77	133	H	UNI	53 76	
83	A	Miami (OH)	68 77	88	A	Liberty	40 61	156	A	Southern Ill.	63 74	156	H	Southern Ill.	86 88	
98	A	Missouri St.	60 83	98	H	Missouri St.	60 66	211	A	Bowling Green	77 90	249	A	Illinois St.	55 63	
								249	H	Illinois St.	56 50	260	A	Bradley	58 69	
								260	H	Bradley	69 88	261	A	Indiana St.	46 64	
								261	H	Indiana St.	54 67	263	H	Grand Canyon	80 75	
								302	A	Loyola Chicago	63 53	302	H	Loyola Chicago	76 60	
								327	H	Fort Wayne	68 50	342	A	Longwood	81 68	
								345	H	Chicago St.	71 60	346	A	Eastern Ill.	76 67	
								349	A	Evansville	67 54	349	H	Evansville	101 59	
LAST 12 Division I GAMES:																
133	H	UNI	53 76	249	A	Illinois St.	55 63									
349	A	Evansville	67 54	260	A	Bradley	58 69									
261	A	Indiana St.	46 64	261	H	Indiana St.	54 67									
98	H	Missouri St.	60 66	349	H	Evansville	101 59									
156	H	Southern Ill.	86 88	156	A	Southern Ill.	63 74									
302	A	Loyola Chicago	63 53	98	A	Missouri St.	60 83									

Non-Div I Games: Ind.-Northwest 99 59 Ind.-Kokomo 81 47

Val parai so

Average RPI Win:	140	WON-LOST	WINNING	LAST 10	STRENGTH OF	OPP. STRENGTH	TEAM	ADJ.	CONF.	ADJ CONF.
Average RPI Loss:	62	RECORD	PCT. RANK	GAMES	SCHEDULE	OF SCHEDULE	RPI	RPI	RPI	RPI
DIV. I ONLY	7- 24	310	2- 8	5	11	147	147	2	2	
DIV. I NON-CONF.	4- 10	267	0- 0	22	23	151	151	2	2	
-----										
TOTALS	RPI 1-25	RPI 26-50	W-L RECORDS	RPI 51-100	RPI 101-999	RPI 201+				
7- 24	0- 10	0- 5	OVERALL	2- 3	5- 6	1- 1				
4- 11	0- 6	0- 2	HOME	1- 1	3- 2	1- 0				
3- 10	0- 4	0- 2	AWAY	1- 2	2- 2	0- 0				
0- 3	0- 0	0- 1	NEUTRAL	0- 0	0- 2	0- 1				
4- 10	0- 3	0- 2	NON-CONFERENCE	1- 1	3- 4	1- 1				
2- 5	0- 1	0- 1	HOME	0- 1	2- 2	1- 0				
2- 3	0- 2	0- 0	AWAY	1- 0	1- 1	0- 0				
0- 2	0- 0	0- 1	NEUTRAL	0- 0	0- 1	0- 1				
3- 14	0- 7	0- 3	CONFERENCE	1- 2	2- 2	0- 0				
2- 6	0- 5	0- 1	HOME	1- 0	1- 0	0- 0				
1- 7	0- 2	0- 2	AWAY	0- 2	1- 1	0- 0				
0- 1	0- 0	0- 0	NEUTRAL	0- 0	0- 1	0- 0				

RPI 1-25				RPI 26-50				RPI 51-100				RPI 101+ Team's RPI: 147			
RPI	S	Opponent	Score	RPI	S	Opponent	Score	RPI	S	Opponent	Score	RPI	S	Opponent	Score
3	H	Mississippi St.	50 95	26	A	LSU	65 85	66	H	Belmont	74 111	104	H	Middle Tenn.	54 65
5	A	Louisville	57 79	28	A	Georgia	55 67	85	H	Kentucky	70 55	106	H	Iowa St.	77 74
9	A	Tennessee	73 86	28	H	Georgia	52 81	93	A	Alabama	75 77	126	A	Saint Louis	74 69
9	H	Tennessee	64 74	37	N	Syracuse	78 84	95	A	Auburn	60 63	128	A	Tulane	59 71
17	H	South Carolina	82 95	38	H	Ball St.	79 88	99	A	George Washington	69 59	138	H	Arkansas	78 73
18	H	Texas A&M	67 91									138	N	Arkansas	76 88
19	A	Missouri	68 83									159	A	Ole Miss	75 72
19	H	Missouri	70 81									169	A	Florida	71 88
20	H	NC State	72 83									187	H	Memphis	60 71
22	A	Central Mich.	75 92									205	N	Wisconsin	71 73
												264	H	Lipscomb	92 82
-----															
LAST 12 Division I GAMES:															
138	N	Arkansas	76 88	28	A	Georgia	55 67								
138	H	Arkansas	78 73	9	H	Tennessee	64 74								
19	A	Missouri	68 83	159	A	Ole Miss	75 72								
169	A	Florida	71 88	18	H	Texas A&M	67 91								
3	H	Mississippi St.	50 95	93	A	Alabama	75 77								
95	A	Auburn	60 63	17	H	South Carolina	82 95								

Non-Div I Games:

Vanderbilt

Average RPI Win: 232	WON-LOST RECORD	WINNING PCT. RANK	LAST 10 GAMES	STRENGTH OF SCHEDULE	OPP. STRENGTH OF SCHEDULE	TEAM RPI	ADJ. RPI	CONF. RPI	ADJ. CONF. RPI
Average RPI Loss: 168									
DIV. I ONLY	7- 21	295	2- 8	192	233	292	292	20	20
DIV. I NON-CONF.	2- 10	300	0- 0	254	152	332	332	24	24
-----									
TOTALS	RPI 1-25	RPI 26-50	W-L RECORDS	RPI 51-100	RPI 101-999	RPI 201+			
7- 21	0- 0	0- 1	OVERALL	1- 6	6- 14	4- 7			
5- 10	0- 0	0- 0	HOME	1- 3	4- 7	3- 3			
2- 11	0- 0	0- 0	AWAY	0- 0	2- 0	1- 0			
0- 0	0- 0	0- 0	NEUTRAL	0- 0	0- 0	0- 0			
2- 10	0- 0	0- 1	NON-CONFERENCE	0- 3	2- 6	2- 5			
2- 5	0- 0	0- 0	HOME	0- 2	2- 3	2- 2			
0- 5	0- 0	0- 1	AWAY	0- 1	0- 3	0- 3			
0- 0	0- 0	0- 0	NEUTRAL	0- 0	0- 0	0- 0			
5- 11	0- 0	0- 0	CONFERENCE	1- 3	4- 8	2- 2			
3- 5	0- 0	0- 0	HOME	1- 1	2- 4	1- 1			
2- 6	0- 0	0- 0	AWAY	0- 2	2- 4	1- 1			
0- 0	0- 0	0- 0	NEUTRAL	0- 0	0- 0	0- 0			

RPI S Opponent Score	RPI S Opponent Score	RPI S Opponent Score	RPI S Opponent Score
	47 A Miami (FL) 49 73	59 H American 62 64	137 H Northeastern 66 71
		63 H James Madison 56 68	146 A Hartford 52 91
		75 A Maine 55 64	146 H Hartford 53 47
		75 H Maine 47 79	151 A Binghamton 38 52
		76 A Albany (NY) 55 67	151 H Binghamton 48 62
		76 H Albany (NY) 62 57	176 A Stony Brook 57 80
		100 A Dartmouth 56 66	176 H Stony Brook 49 55
			183 A New Hampshire 58 53
			183 H New Hampshire 49 52
			204 H Columbia 66 73
			218 H Boston U. 41 57
			232 A Holy Cross 53 64
			254 H Howard 88 65
			262 A Rider 49 64
			295 H Central Conn. St. 62 48
			314 A FIU 70 80
			325 A UMBC 72 58
			325 H UMBC 51 52
			348 A UMass Lowell 60 65
			348 H UMass Lowell 63 55
LAST 12 Division I GAMES:			
176 H Stony Brook 49 55	183 A New Hampshire 58 53	325 H UMBC 51 52	
75 H Maine 47 79	151 H Binghamton 48 62	76 A Albany (NY) 55 67	
146 A Hartford 52 91	146 H Hartford 53 47	183 H New Hampshire 49 52	
151 A Binghamton 38 52			
348 A UMass Lowell 60 65			
76 H Albany (NY) 62 57			

Non-Div I Games: Norwich 75 31

Vermont



Average RPI Win:	123	WON-LOST	WINNING	LAST 10	STRENGTH OF	OPP. STRENGTH	TEAM	ADJ.	CONF.	ADJ CONF.
Average RPI Loss:	23	RECORD	PCT. RANK	GAMES	SCHEDULE	OF SCHEDULE	RPI	RPI	RPI	RPI
DIV. I ONLY	18- 12	115	5- 5	3	5	30	30	1	1	
DIV. I NON-CONF.	7- 6	165	0- 0	13	26	71	71	1	1	
-----										
TOTALS	RPI 1-25	RPI 26-50	W-L RECORDS	RPI 51-100	RPI 101-999	RPI 201+				
18- 12	1- 7	1- 4	OVERALL	7- 1	9- 0	4- 0				
10- 6	0- 3	1- 2	HOME	2- 1	7- 0	3- 0				
5- 6	1- 4	0- 2	AWAY	2- 0	2- 0	1- 0				
3- 0	0- 0	0- 0	NEUTRAL	3- 0	0- 0	0- 0				
7- 6	0- 2	0- 3	NON-CONFERENCE	3- 1	4- 0	3- 0				
5- 3	0- 1	0- 1	HOME	1- 1	4- 0	3- 0				
0- 3	0- 1	0- 2	AWAY	0- 0	0- 0	0- 0				
2- 0	0- 0	0- 0	NEUTRAL	2- 0	0- 0	0- 0				
11- 6	1- 5	1- 1	CONFERENCE	4- 0	5- 0	1- 0				
5- 3	0- 2	1- 1	HOME	1- 0	3- 0	0- 0				
5- 3	1- 3	0- 0	AWAY	2- 0	2- 0	1- 0				
1- 0	0- 0	0- 0	NEUTRAL	1- 0	0- 0	0- 0				

RPI 1-25				RPI 26-50				Team's RPI: 30				RPI 51-100				RPI 101+			
RPI	S	Opponent	Score	RPI	S	Opponent	Score	RPI	S	Opponent	Score	RPI	S	Opponent	Score	RPI	S	Opponent	Score
1	H	Notre Dame	69 83	28	H	Georgia	61 64	53	N	Indiana	82 72	102	A	Wake Forest	48 41				
3	A	Mississippi St.	53 68	31	A	Dayton	46 61	54	H	Harvard	50 48	112	H	North Carolina	82 70				
5	A	Louisville	39 51	37	H	Syracuse	68 63	64	A	Virginia Tech	64 62	161	H	Clemson	70 41				
5	H	Louisville	41 77	39	A	Rutgers	43 52	64	H	Virginia Tech	61 52	177	H	Pittsburgh	62 50				
7	A	Florida St.	62 77	47	H	Miami (FL)	62 77	65	A	Georgia Tech	62 56	178	H	Hampton	66 62				
12	A	Duke	48 55					65	N	Georgia Tech	60 58	203	A	Boston College	68 57				
20	A	NC State	73 63					72	H	Duquesne	63 74	215	H	UNCG	68 50				
21	H	Maryland	59 60					89	N	Ohio	77 59	259	H	Manhattan	69 47				
												295	H	Central Conn. St.	103 59				
LAST 12 Division I GAMES:																			
65	N	Georgia Tech	60 58	7	A	Florida St.	62 77												
102	A	Wake Forest	48 41	5	H	Louisville	41 77												
5	A	Louisville	39 51	65	A	Georgia Tech	62 56												
47	H	Miami (FL)	62 77	112	H	North Carolina	82 70												
1	H	Notre Dame	69 83	64	H	Virginia Tech	61 52												
64	A	Virginia Tech	64 62	12	A	Duke	48 55												

Non-Di v I Games:

Vi rgi ni a



Average RPI Win:	157	WON-LOST	WINNING	LAST 10	STRENGTH OF	OPP. STRENGTH	TEAM	ADJ.	CONF.	ADJ CONF.
Average RPI Loss:	41	RECORD	PCT. RANK	GAMES	SCHEDULE	OF SCHEDULE	RPI	RPI	RPI	RPI
DIV. I ONLY	18- 12	115	5- 5	39	33	64	64	1	1	
DIV. I NON-CONF.	11- 2	22	0- 0	168	155	56	56	1	1	
-----										
TOTALS	RPI 1-25	RPI 26-50	W-L RECORDS	RPI 51-100	RPI 101-999	RPI 201+				
18- 12	0- 5	4- 4	OVERALL	2- 1	12- 2	6- 0				
11- 4	0- 2	1- 2	HOME	2- 0	8- 0	4- 0				
5- 6	0- 3	1- 2	AWAY	0- 0	4- 1	2- 0				
2- 2	0- 0	2- 0	NEUTRAL	0- 1	0- 1	0- 0				
11- 2	0- 0	2- 0	NON-CONFERENCE	1- 1	8- 1	5- 0				
7- 0	0- 0	1- 0	HOME	1- 0	5- 0	3- 0				
3- 0	0- 0	0- 0	AWAY	0- 0	3- 0	2- 0				
1- 2	0- 0	1- 0	NEUTRAL	0- 1	0- 1	0- 0				
7- 10	0- 5	2- 4	CONFERENCE	1- 0	4- 1	1- 0				
4- 4	0- 2	0- 2	HOME	1- 0	3- 0	1- 0				
2- 6	0- 3	1- 2	AWAY	0- 0	1- 1	0- 0				
1- 0	0- 0	1- 0	NEUTRAL	0- 0	0- 0	0- 0				

RPI 1-25				RPI 26-50				RPI 51-100				RPI 101+			
RPI	S	Opponent	Score	RPI	S	Opponent	Score	RPI	S	Opponent	Score	RPI	S	Opponent	Score
1	A	Notre Dame	59 89	30	A	Virginia	52 61	65	H	Georgia Tech	68 62	102	A	Wake Forest	56 73
5	A	Louisville	56 67	30	H	Virginia	62 64	67	N	West Virginia	61 79	108	A	Chattanooga	64 44
7	A	Florida St.	62 107	37	A	Syracuse	73 64	95	H	Auburn	72 63	112	A	North Carolina	90 74
12	H	Duke	75 86	37	N	Syracuse	85 70					123	N	Butler	77 79
20	H	NC State	51 68	43	N	Drexel	79 67					136	H	Radford	68 42
				44	H	UCF	86 69					161	H	Clemson	53 45
				47	A	Miami (FL)	46 76					177	H	Pittsburgh	89 66
				47	H	Miami (FL)	78 82					196	H	High Point	86 63
Team's RPI: 64															
LAST 12 Division I GAMES:															
				37	N	Syracuse	85 70	112	A	North Carolina	90 74				
				47	A	Miami (FL)	46 76	37	A	Syracuse	73 64				
				1	A	Notre Dame	59 89	47	H	Miami (FL)	78 82				
				161	H	Clemson	53 45	65	H	Georgia Tech	68 62				
				102	A	Wake Forest	56 73	30	A	Virginia	52 61				
				30	H	Virginia	62 64	12	H	Duke	75 86				

Non-Div I Games:

Virginia Tech

Average RPI Win:	290	WON-LOST	WINNING	LAST 10	STRENGTH OF	OPP. STRENGTH	TEAM	ADJ.	CONF.	ADJ CONF.
Average RPI Loss:	206	RECORD	PCT. RANK	GAMES	SCHEDULE	OF SCHEDULE	RPI	RPI	RPI	RPI
DIV. I ONLY	5- 21	322	3- 7	285	308	334	334	29	29	
DIV. I NON-CONF.	1- 9	318	0- 0	140	219	304	304	29	29	
-----										
TOTALS	RPI 1-25	RPI 26-50	W-L RECORDS	RPI 51-100	RPI 101-999	RPI 201+				
5- 21	0- 0	0- 1	OVERALL	0- 3	5- 17	5- 12				
4- 8	0- 0	0- 1	HOME	0- 0	4- 7	4- 4				
1- 13	0- 0	0- 0	AWAY	0- 3	1- 10	1- 8				
0- 0	0- 0	0- 0	NEUTRAL	0- 0	0- 0	0- 0				
1- 9	0- 0	0- 1	NON-CONFERENCE	0- 3	1- 5	1- 2				
1- 2	0- 0	0- 1	HOME	0- 0	1- 1	1- 0				
0- 7	0- 0	0- 0	AWAY	0- 3	0- 4	0- 2				
0- 0	0- 0	0- 0	NEUTRAL	0- 0	0- 0	0- 0				
4- 12	0- 0	0- 0	CONFERENCE	0- 0	4- 12	4- 10				
3- 6	0- 0	0- 0	HOME	0- 0	3- 6	3- 4				
1- 6	0- 0	0- 0	AWAY	0- 0	1- 6	1- 6				
0- 0	0- 0	0- 0	NEUTRAL	0- 0	0- 0	0- 0				

W  
a  
g  
n  
e  
rW  
a  
g  
n  
e  
r

RPI 1-25				RPI 26-50				RPI 51-100				RPI 101+ Team's RPI: 334			
RPI	S	Opponent	Score	RPI	S	Opponent	Score	RPI	S	Opponent	Score	RPI	S	Opponent	Score
34	H	Princeton	37 58	63	A	James Madison	45 68	115	H	Saint Francis (PA)	76 79				
				64	A	Virginia Tech	32 99	128	H	Robert Morris	52 58				
				76	A	Albany (NY)	44 89	176	A	Stony Brook	50 69				
								183	H	New Hampshire	53 65				
								192	A	Temple	36 70				
								245	A	Lafayette	52 70				
								252	A	St. Francis Brooklyn	76 80				
								252	H	St. Francis Brooklyn	50 47				
								255	A	Sacred Heart	49 61				
								255	H	Sacred Heart	55 72				
								270	A	Towson	42 64				
								275	A	LIU Brooklyn	69 74				
								275	H	LIU Brooklyn	52 44				
								285	A	Fairleigh Dickinson	61 62				
								285	H	Fairleigh Dickinson	64 74				
								286	A	Bryant	75 66				
								286	H	Bryant	60 70				
								293	A	Mt. St. Mary's	56 79				
								293	H	Mt. St. Mary's	69 68				
								295	A	Central Conn. St.	56 59				
								295	H	Central Conn. St.	64 66				
								342	H	Longwood	60 43				
LAST 12 Division I GAMES:															
293	H	Mt. St. Mary's	69 68	252	H	St. Francis Brooklyn	50 47								
286	H	Bryant	60 70	293	A	Mt. St. Mary's	56 79								
295	H	Central Conn. St.	64 66	115	H	Saint Francis (PA)	76 79								
285	A	Fairleigh Dickinson	61 62	128	H	Robert Morris	52 58								
255	A	Sacred Heart	49 61	252	A	St. Francis Brooklyn	76 80								
275	H	LIU Brooklyn	52 44	275	A	LIU Brooklyn	69 74								

Non-Div I Games: Staten Island 63 58

Wagner





Average RPI Win:	137	WON-LOST	WINNING	LAST 10	STRENGTH OF	OPP. STRENGTH	TEAM	ADJ.	CONF.	ADJ CONF.
Average RPI Loss:	58	RECORD	PCT. RANK	GAMES	SCHEDULE	OF SCHEDULE	RPI	RPI	RPI	RPI
DIV. I ONLY	10- 20	261	1- 9	8	53	105	105	5	5	
DIV. I NON-CONF.	7- 5	132	0- 0	6	60	29	29	3	3	
-----										
TOTALS	RPI 1-25	RPI 26-50	W-L RECORDS	RPI 51-100	RPI 101-999	RPI 201+				
10- 20	0- 5	1- 7	OVERALL	1- 4	8- 4	1- 0				
4- 8	0- 2	0- 4	HOME	0- 1	4- 1	0- 0				
4- 10	0- 2	0- 2	AWAY	1- 3	3- 3	1- 0				
2- 2	0- 1	1- 1	NEUTRAL	0- 0	1- 0	0- 0				
7- 5	0- 1	1- 1	NON-CONFERENCE	1- 3	5- 0	0- 0				
2- 2	0- 0	0- 1	HOME	0- 1	2- 0	0- 0				
3- 2	0- 0	0- 0	AWAY	1- 2	2- 0	0- 0				
2- 1	0- 1	1- 0	NEUTRAL	0- 0	1- 0	0- 0				
3- 15	0- 4	0- 6	CONFERENCE	0- 1	3- 4	1- 0				
2- 6	0- 2	0- 3	HOME	0- 0	2- 1	0- 0				
1- 8	0- 2	0- 2	AWAY	0- 1	1- 3	1- 0				
0- 1	0- 0	0- 1	NEUTRAL	0- 0	0- 0	0- 0				

RPI 1-25				RPI 26-50				RPI 51-100				RPI 101+				Team's RPI: 105
RPI	S	Opponent	Score	RPI	S	Opponent	Score	RPI	S	Opponent	Score	RPI	S	Opponent	Score	
8	A	Oregon	56 89	33	A	Oregon St.	53 71	56	A	UC Davis	76 91	107	A	Utah	50 54	
8	H	Oregon	79 90	33	H	Oregon St.	61 63	58	A	Ari zona St.	51 77	107	H	Utah	79 81	
10	H	UCLA	71 79	39	N	Rutgers	63 60	61	A	Nebraska	73 61	113	N	ETSU	80 76	
13	A	Stanford	57 70	40	H	Gonzaga	56 64	73	A	Saint Mary's (CA)	75 81	126	H	Saint Louis	85 63	
14	N	South Fla.	45 82	41	A	Cal i forni a	60 66	85	H	Kentucky	68 73	127	A	San Franci sco	74 70	
				41	H	Cal i forni a	54 67					139	A	Col orado	69 72	
				46	H	Southern Cal i forni a	72 73					139	H	Col orado	89 75	
				46	N	Southern Cal i forni a	44 47					142	A	Boi se St.	61 53	
												149	H	Idaho St.	72 55	
												197	A	Washi ngton	49 56	
												197	H	Washi ngton	78 75	
												273	A	Ari zona	78 60	
-----																
LAST 12 Division I GAMES:																
				46	N	Southern Cal i forni a	44 47	58	A	Ari zona St.	51 77					
				41	H	Cal i forni a	54 67	273	A	Ari zona	78 60					
				139	A	Col orado	69 72	10	H	UCLA	71 79					
				107	A	Utah	50 54	46	H	Southern Cal i forni a	72 73					
				8	H	Oregon	79 90	197	A	Washi ngton	49 56					
				33	H	Oregon St.	61 63	197	H	Washi ngton	78 75					

Non-Div I Games:

Washington St.

Average RPI Win:	242	WON-LOST	WINNING	LAST 10	STRENGTH OF	OPP. STRENGTH	TEAM	ADJ.	CONF.	ADJ CONF.
Average RPI Loss:	131	RECORD	PCT. RANK	GAMES	SCHEDULE	OF SCHEDULE	RPI	RPI	RPI	RPI
DIV. I ONLY	17- 9	90	6- 4	315	149	150	150	19	19	
DIV. I NON-CONF.	6- 3	87	0- 0	317	163	175	175	13	13	
-----										
TOTALS	RPI 1-25	RPI 26-50	W-L RECORDS	RPI 51-100	RPI 101-999	RPI 201+				
17- 9	0- 1	1- 1	OVERALL	0- 0	16- 7	12- 1				
11- 2	0- 0	1- 0	HOME	0- 0	10- 2	8- 0				
6- 7	0- 1	0- 1	AWAY	0- 0	6- 5	4- 1				
0- 0	0- 0	0- 0	NEUTRAL	0- 0	0- 0	0- 0				
6- 3	0- 1	0- 0	NON-CONFERENCE	0- 0	6- 2	6- 0				
4- 1	0- 0	0- 0	HOME	0- 0	4- 1	4- 0				
2- 2	0- 1	0- 0	AWAY	0- 0	2- 1	2- 0				
0- 0	0- 0	0- 0	NEUTRAL	0- 0	0- 0	0- 0				
11- 6	0- 0	1- 1	CONFERENCE	0- 0	10- 5	6- 1				
7- 1	0- 0	1- 0	HOME	0- 0	6- 1	4- 0				
4- 5	0- 0	0- 1	AWAY	0- 0	4- 4	2- 1				
0- 0	0- 0	0- 0	NEUTRAL	0- 0	0- 0	0- 0				

RPI 1-25				RPI 26-50				RPI 51-100				RPI 101+				Team's RPI: 150
RPI	S	Opponent	Score	RPI	S	Opponent	Score	RPI	S	Opponent	Score	RPI	S	Opponent	Score	
8	A	Oregon	87 114	36	A	Northern Colo.	69 71					107	H	Utah	58 85	
				36	H	Northern Colo.	82 73					132	A	Portland St.	64 77	
												132	H	Portland St.	60 62	
												134	A	Fresno St.	78 81	
												143	A	Eastern Wash.	68 77	
												148	A	Idaho	105 88	
												149	A	Idaho St.	76 70	
												149	H	Idaho St.	84 73	
												181	A	North Dakota	67 80	
												181	H	North Dakota	80 69	
												208	A	CSUN	64 61	
												238	H	Montana	89 73	
												242	H	Pepperdine	71 61	
												277	A	Sacramento St.	78 56	
												277	H	Sacramento St.	86 73	
												296	H	Air Force	62 52	
												305	A	Northern Ariz.	75 76	
												305	H	Northern Ariz.	77 63	
												317	H	Incarate Word	79 55	
												318	A	Portland	91 70	
												324	H	Utah Valley	75 57	
												328	A	Southern Utah	77 64	
												328	H	Southern Utah	65 50	
-----																
LAST 12 Division I GAMES:																
238	H	Montana	89 73	181	A	North Dakota	67 80									
148	A	Idaho	105 88	305	H	Northern Ariz.	77 63									
143	A	Eastern Wash.	68 77	328	H	Southern Utah	65 50									
277	H	Sacramento St.	86 73	149	H	Idaho St.	84 73									
132	H	Portland St.	60 62	132	A	Portland St.	64 77									
36	A	Northern Colo.	69 71	277	A	Sacramento St.	78 56									

Non-Div I Games: Westminster (UT) 64 58 Antelope Valley 80 70

Weber St.

Average RPI Win:	169	WON-LOST	WINNING	LAST 10	STRENGTH OF	OPP. STRENGTH	TEAM	ADJ.	CONF.	ADJ CONF.
Average RPI Loss:	36	RECORD	PCT. RANK	GAMES	SCHEDULE	OF SCHEDULE	RPI	RPI	RPI	RPI
DIV. I ONLY	20- 10	81	4- 6	67	52	67	67	4	4	
DIV. I NON-CONF.	12- 0	1	0- 0	172	174	21	21	5	5	
-----										
TOTALS	RPI 1-25	RPI 26-50	W-L RECORDS	RPI 51-100	RPI 101-999	RPI 201+				
20- 10	1- 4	1- 2	OVERALL	3- 4	15- 0	7- 0				
10- 6	0- 2	0- 1	HOME	0- 3	10- 0	6- 0				
6- 4	1- 2	0- 1	AWAY	2- 1	3- 0	1- 0				
4- 0	0- 0	1- 0	NEUTRAL	1- 0	2- 0	0- 0				
12- 0	1- 0	1- 0	NON-CONFERENCE	1- 0	9- 0	5- 0				
7- 0	0- 0	0- 0	HOME	0- 0	7- 0	5- 0				
1- 0	1- 0	0- 0	AWAY	0- 0	0- 0	0- 0				
4- 0	0- 0	1- 0	NEUTRAL	1- 0	2- 0	0- 0				
8- 10	0- 4	0- 2	CONFERENCE	2- 4	6- 0	2- 0				
3- 6	0- 2	0- 1	HOME	0- 3	3- 0	1- 0				
5- 4	0- 2	0- 1	AWAY	2- 1	3- 0	1- 0				
0- 0	0- 0	0- 0	NEUTRAL	0- 0	0- 0	0- 0				

RPI 1-25				RPI 26-50				RPI 51-100				Team's RPI : 67				RPI 101+			
RPI	S	Opponent	Score	RPI	S	Opponent	Score	RPI	S	Opponent	Score	RPI	S	Opponent	Score	RPI	S	Opponent	Score
4	A	Bayl or	54 80	29	A	Okl ahoma	57 76	51	A	Okl ahoma St.	73 79	106	A	Iowa St.	69 59				
4	H	Bayl or	72 83	29	H	Okl ahoma	77 79	51	H	Okl ahoma St.	69 79	106	H	Iowa St.	57 49				
11	A	Texas	58 79	43	N	Drexel	75 42	64	N	Vi rgi ni a Tech	79 61	123	N	Butl er	75 68				
11	H	Texas	55 73					78	A	TCU	87 82	136	N	Radford	75 55				
18	A	Texas A&M	70 56					78	H	TCU	74 76	171	A	Kansas	74 54				
								91	A	Kansas St.	75 66	171	H	Kansas	76 46				
								91	H	Kansas St.	52 60	177	H	Pi ttsburgh	73 52				
												193	H	Morehead St.	66 56				
												241	A	Texas Tech	74 60				
												241	H	Texas Tech	82 52				
												251	H	North Florida	87 59				
												277	H	Sacramento St.	101 47				
												278	H	Morgan St.	84 41				
												295	H	Central Conn. St.	102 52				
												319	H	Coppi n St.	101 43				
LAST 12 Di vi si on I GAMES:																			
4	A	Bayl or	54 80	11	H	Texas	55 73												
51	H	Okl ahoma St.	69 79	29	A	Okl ahoma	57 76												
91	A	Kansas St.	75 66	4	H	Bayl or	72 83												
29	H	Okl ahoma	77 79	241	H	Texas Tech	82 52												
171	H	Kansas	76 46	106	A	Iowa St.	69 59												
241	A	Texas Tech	74 60	51	A	Okl ahoma St.	73 79												

Non-Di v I Games:

West Virginia

Average RPI		Win: 222	WON-LOST RECORD	WINNING PCT. RANK	LAST 10 GAMES	STRENGTH OF SCHEDULE	OPP. STRENGTH OF SCHEDULE	TEAM RPI	ADJ. RPI	CONF. RPI	ADJ. CONF. RPI
Div. I ONLY		170	3- 25	335	1- 8	102	268	306	306	17	17
Div. I NON-CONF.			2- 11	305	0- 0	142	344	305	305	17	17
TOTALS		RPI 1-25		RPI 26-50		W-L RECORDS	RPI 51-100	RPI 101-999		RPI 201+	
3- 25	0- 1		0- 1		OVERALL	0- 3		3- 20		2- 8	
2- 10	0- 0		0- 0		HOME	0- 1		2- 9		1- 4	
1- 14	0- 1		0- 1		AWAY	0- 1		1- 11		1- 4	
0- 1	0- 0		0- 0		NEUTRAL	0- 1		0- 0		0- 0	
2- 11	0- 1		0- 1		NON-CONFERENCE	0- 0		2- 9		1- 5	
2- 3	0- 0		0- 0		HOME	0- 0		2- 3		1- 2	
0- 8	0- 1		0- 1		AWAY	0- 0		0- 6		0- 3	
0- 0	0- 0		0- 0		NEUTRAL	0- 0		0- 0		0- 0	
1- 14	0- 0		0- 0		CONFERENCE	0- 3		1- 11		1- 3	
0- 7	0- 0		0- 0		HOME	0- 1		0- 6		0- 2	
1- 6	0- 0		0- 0		AWAY	0- 1		1- 5		1- 1	
0- 1	0- 0		0- 0		NEUTRAL	0- 1		0- 0		0- 0	

RPI 1-25				RPI 26-50				RPI 51-100				RPI 101+				Team's RPI: 306	
RPI	S	Opponent	Score	RPI	S	Opponent	Score	RPI	S	Opponent	Score	RPI	S	Opponent	Score		
17	A	South Carolina	43 101	28	A	Georgia	50 76	55	A	Mercer	50 72	108	A	Chattanooga	32 47		
								55	H	Mercer	46 53	108	H	Chattanooga	41 58		
								55	N	Mercer	44 75	113	A	ETSU	50 66		
												113	H	ETSU	46 76		
												136	H	Radford	39 27		
												160	A	Samford	54 62		
												160	H	Samford	32 50		
												165	A	N. C. A&T	59 68		
												170	A	UT Martin	54 62		
												184	H	Davidson	57 70		
												189	A	Furman	46 66		
												189	H	Furman	59 68		
												196	A	High Point	69 75		
												215	A	UNCG	54 57		
												215	H	UNCG	67 88		
												222	A	Gardner-Webb	67 70		
												231	H	UNC Asheville	62 52		
												253	A	Campbell	51 58		
												299	A	Wofford	68 62		
												299	H	Wofford	48 54		
												313	H	Eastern Ky.	59 62		
												323	A	South Carolina St.	45 75		
												341	H	Florida A&M	63 80		
LAST 12 Division I GAMES:																	
				55	N	Mercer	44 75	113	H	ETSU	46 76						
				215	A	UNCG	54 57	108	H	Chattanooga	41 58						
				160	H	Samford	32 50	215	H	UNCG	67 88						
				55	H	Mercer	46 53	55	A	Mercer	50 72						
				189	A	Furman	46 66	160	A	Samford	54 62						
				299	A	Wofford	68 62	299	H	Wofford	48 54						

Western Caro.



Average RPI Win:	235	WON-LOST	WINNING	LAST 10	STRENGTH OF	OPP. STRENGTH	TEAM	ADJ.	CONF.	ADJ CONF.
Average RPI Loss:	88	RECORD	PCT. RANK	GAMES	SCHEDULE	OF SCHEDULE	RPI	RPI	RPI	RPI
DIV. I ONLY	18- 8	68	6- 3	226	170	96	96	12	12	
DIV. I NON-CONF.	8- 4	87	0- 0	289	185	131	131	16	16	
-----										
TOTALS	RPI 1-25	RPI 26-50	W-L RECORDS	RPI 51-100	RPI 101-999	RPI 201+				
18- 8	1- 0	0- 3	OVERALL	0- 2	17- 3	12- 1				
8- 3	0- 0	0- 1	HOME	0- 1	8- 1	6- 0				
10- 5	1- 0	0- 2	AWAY	0- 1	9- 2	6- 1				
0- 0	0- 0	0- 0	NEUTRAL	0- 0	0- 0	0- 0				
8- 4	1- 0	0- 1	NON-CONFERENCE	0- 0	7- 3	6- 1				
3- 1	0- 0	0- 0	HOME	0- 0	3- 1	3- 0				
5- 3	1- 0	0- 1	AWAY	0- 0	4- 2	3- 1				
0- 0	0- 0	0- 0	NEUTRAL	0- 0	0- 0	0- 0				
10- 4	0- 0	0- 2	CONFERENCE	0- 2	10- 0	6- 0				
5- 2	0- 0	0- 1	HOME	0- 1	5- 0	3- 0				
5- 2	0- 0	0- 1	AWAY	0- 1	5- 0	3- 0				
0- 0	0- 0	0- 0	NEUTRAL	0- 0	0- 0	0- 0				

Western III.

Western III.

RPI 1-25				RPI 26-50				RPI 51-100				Team's RPI : 96				RPI 101+			
RPI	S	Opponent	Score	RPI	S	Opponent	Score	RPI	S	Opponent	Score	RPI	S	Opponent	Score	RPI	S	Opponent	Score
13	A	Stanford	71 64	32	A	South Dakota St.	48 84	57	A	South Dakota	81 92	110	A	Northern Ill.	94 96				
				32	H	South Dakota St.	42 70	57	H	South Dakota	58 82	118	H	Milwaukee	67 77				
				40	A	Gonzaga	65 80					135	A	Wichita St.	78 65				
												172	A	Denver	77 61				
												172	H	Denver	118 93				
												179	A	Oral Roberts	85 63				
												179	H	Oral Roberts	56 49				
												227	H	Southeast Mo. St.	87 59				
												229	A	Illinois	77 67				
												236	A	Omaha	90 51				
												236	H	Omaha	103 68				
												248	A	Austin Peay	81 68				
												260	A	Bradley	80 87				
												280	H	UMKC	90 71				
												288	A	North Dakota St.	77 60				
												288	H	North Dakota St.	97 72				
												327	A	Fort Wayne	100 64				
												327	H	Fort Wayne	91 44				
												345	A	Chicago St.	83 45				
												345	H	Chicago St.	71 54				
LAST 12 Division I GAMES:																			
				172	A	Denver	77 61					288	H	North Dakota St.	97 72				
				288	A	North Dakota St.	77 60					172	H	Denver	118 93				
				32	H	South Dakota St.	42 70					32	A	South Dakota St.	48 84				
				236	H	Omaha	103 68					327	H	Fort Wayne	91 44				
				179	A	Oral Roberts	85 63					236	A	Omaha	90 51				
				57	A	South Dakota	81 92					179	H	Oral Roberts	56 49				

Non-Div I Games: Illinois Col. 122 40 William Woods 96 57 Eureka 98 46

Western III.

Loss, Non-Conf, S Site, H Home A Away N Neutral

Average RPI Win:	203	WON-LOST	WINNING	LAST 10	STRENGTH OF	OPP. STRENGTH	TEAM	ADJ.	CONF.	ADJ CONF.
Average RPI Loss:	70	RECORD	PCT. RANK	GAMES	SCHEDULE	OF SCHEDULE	RPI	RPI	RPI	RPI
DIV. I ONLY	20- 7	51	8- 2	99	134	50	50	18	18	
DIV. I NON-CONF.	8- 4	87	0- 0	54	37	41	41	20	20	
-----										
TOTALS	RPI 1-25	RPI 26-50	W-L RECORDS	RPI 51-100	RPI 101-999	RPI 201+				
20- 7	1- 2	0- 1	OVERALL	2- 2	17- 2	10- 0				
10- 1	0- 1	0- 0	HOME	0- 0	10- 0	7- 0				
6- 6	0- 1	0- 1	AWAY	0- 2	6- 2	3- 0				
4- 0	1- 0	0- 0	NEUTRAL	2- 0	1- 0	0- 0				
8- 4	1- 2	0- 1	NON-CONFERENCE	2- 1	5- 0	3- 0				
2- 1	0- 1	0- 0	HOME	0- 0	2- 0	2- 0				
2- 3	0- 1	0- 1	AWAY	0- 1	2- 0	1- 0				
4- 0	1- 0	0- 0	NEUTRAL	2- 0	1- 0	0- 0				
12- 3	0- 0	0- 0	CONFERENCE	0- 1	12- 2	7- 0				
8- 0	0- 0	0- 0	HOME	0- 0	8- 0	5- 0				
4- 3	0- 0	0- 0	AWAY	0- 1	4- 2	2- 0				
0- 0	0- 0	0- 0	NEUTRAL	0- 0	0- 0	0- 0				

RPI 1-25				RPI 26-50				Team's RPI: 50				RPI 51-100				RPI 101+			
RPI	S	Opponent	Score	RPI	S	Opponent	Score	RPI	S	Opponent	Score	RPI	S	Opponent	Score	RPI	S	Opponent	Score
1	H	Notre Dame	65 78	38	A	Bal I St.	81 93	53	A	Indiana	71 73	104	A	Middle Tenn.	76 60				
16	A	Iowa	97 104					55	N	Mercer	67 62	104	H	Middle Tenn.	57 43				
19	N	Missouri	79 76					69	N	Tol edo	70 56	117	A	Rice	58 73				
								80	A	UAB	61 79	125	A	Loui si ana Tech	74 64				
												156	A	Southern Ill.	75 49				
												157	H	Charlotte	83 61				
												182	N	Stetson	66 58				
												184	A	Southern Miss.	63 69				
												184	H	Southern Miss.	81 60				
												220	H	Fla. Atlantic	82 63				
												226	A	North Texas	79 65				
												267	H	UTSA	73 38				
												283	H	Old Domini on	62 48				
												301	A	Georgi a St.	74 63				
												308	A	Marshall	86 66				
												308	H	Marshall	77 50				
												314	H	FIU	101 47				
												338	H	Mi ssi ssi ppi Val .	87 48				
												349	H	Evansvi lle	92 54				
-----																			
LAST 12 Division I GAMES:																			
184	A	Southern Miss.	63 69	220	H	Fla. Atlantic	82 63												
157	H	Charlotte	83 61	125	A	Loui si ana Tech	74 64												
308	H	Marshall	77 50	226	A	North Texas	79 65												
104	A	Mi ddle Tenn.	76 60	308	A	Marshall	86 66												
117	A	Rice	58 73	267	H	UTSA	73 38												
283	H	Ol d Domi ni on	62 48	80	A	UAB	61 79												

Non-Div I Games: Lee 88 64

Western Ky.

Average RPI Win:	200	WON-LOST	WINNING	LAST 10	STRENGTH OF	OPP. STRENGTH	TEAM	ADJ.	CONF.	ADJ CONF.
Average RPI Loss:	61	RECORD	PCT. RANK	GAMES	SCHEDULE	OF SCHEDULE	RPI	RPI	RPI	RPI
DIV. I ONLY	12- 14	206	4- 6	82	80	122	122	7	7	
DIV. I NON-CONF.	4- 5	202	0- 0	126	50	120	120	8	8	
-----										
TOTALS	RPI 1-25	RPI 26-50	W-L RECORDS	RPI 51-100	RPI 101-999	RPI 201+				
12- 14	0- 4	0- 3	OVERALL	1- 6	11- 1	8- 1				
6- 4	0- 1	0- 1	HOME	1- 2	5- 0	4- 0				
5- 8	0- 3	0- 1	AWAY	0- 3	5- 1	4- 1				
1- 2	0- 0	0- 1	NEUTRAL	0- 1	1- 0	0- 0				
4- 5	0- 1	0- 1	NON-CONFERENCE	0- 3	4- 0	3- 0				
1- 0	0- 0	0- 0	HOME	0- 0	1- 0	1- 0				
2- 3	0- 1	0- 0	AWAY	0- 2	2- 0	2- 0				
1- 2	0- 0	0- 1	NEUTRAL	0- 1	1- 0	0- 0				
8- 9	0- 3	0- 2	CONFERENCE	1- 3	7- 1	5- 1				
5- 4	0- 1	0- 1	HOME	1- 2	4- 0	3- 0				
3- 5	0- 2	0- 1	AWAY	0- 1	3- 1	2- 1				
0- 0	0- 0	0- 0	NEUTRAL	0- 0	0- 0	0- 0				

RPI 1-25				RPI 26-50				RPI 51-100				RPI 101+ Team's RPI: 122			
RPI	S	Opponent	Score	RPI	S	Opponent	Score	RPI	S	Opponent	Score	RPI	S	Opponent	Score
15	A	Buffalo	49 71	38	A	Ball St.	58 85	62	A	Michigan St.	62 65	110	H	Northern Ill.	88 83
16	A	Iowa	56 79	38	H	Ball St.	71 81	69	A	Tol edo	68 69	113	N	ETSU	87 79
22	A	Central Mich.	70 74	39	N	Rutgers	64 75	69	H	Tol edo	73 78	162	A	Kent St.	66 61
22	H	Central Mich.	62 78					71	N	St. John's (NY)	48 76	211	A	Bowl ing Green	81 67
								83	H	Mi ami (OH)	81 70	211	H	Bowl ing Green	67 58
								86	A	New Mexi co	76 88	216	A	Eastern Mi ch.	67 69
								89	H	Ohi o	54 69	216	H	Eastern Mi ch.	74 66
												221	A	New Mexi co St.	64 55
												225	A	Akron	59 51
												225	H	Akron	76 60
												302	A	Loyol a Chi cago	65 47
												320	H	Detroi t Mercy	74 62
-----															
LAST 12 Division I GAMES:															
216	H	Eastern Mi ch.	74 66	225	H	Akron	76 60								
22	H	Central Mi ch.	62 78	69	H	Tol edo	73 78								
38	A	Ball St.	58 85	22	A	Central Mi ch.	70 74								
69	A	Tol edo	68 69	225	A	Akron	59 51								
38	H	Ball St.	71 81	83	H	Mi ami (OH)	81 70								
211	A	Bowl ing Green	81 67	216	A	Eastern Mi ch.	67 69								

Non-Div I Games: Goshen 87 36 Kentucky St. 85 50 Olivet 86 37

Western Mich.

Average RPI Win:	191	WON-LOST	WINNING	LAST 10	STRENGTH OF	OPP. STRENGTH	TEAM	ADJ.	CONF.	ADJ CONF.
Average RPI Loss:	88	RECORD	PCT. RANK	GAMES	SCHEDULE	OF SCHEDULE	RPI	RPI	RPI	RPI
DIV. I ONLY	14- 16	199	6- 4	90	83	135	135	8	8	
DIV. I NON-CONF.	5- 9	238	0- 0	83	110	199	199	7	7	
-----										
TOTALS	RPI 1-25	RPI 26-50	W-L RECORDS	RPI 51-100	RPI 101-999	RPI 201+				
14- 16	1- 2	0- 3	OVERALL	1- 7	12- 4	6- 2				
9- 5	1- 0	0- 0	HOME	1- 3	7- 2	4- 1				
4- 10	0- 2	0- 3	AWAY	0- 4	4- 1	2- 0				
1- 1	0- 0	0- 0	NEUTRAL	0- 0	1- 1	0- 1				
5- 9	0- 1	0- 2	NON-CONFERENCE	1- 5	4- 1	3- 1				
4- 2	0- 0	0- 0	HOME	1- 2	3- 0	3- 0				
0- 6	0- 1	0- 2	AWAY	0- 3	0- 0	0- 0				
1- 1	0- 0	0- 0	NEUTRAL	0- 0	1- 1	0- 1				
9- 7	1- 1	0- 1	CONFERENCE	0- 2	8- 3	3- 1				
5- 3	1- 0	0- 0	HOME	0- 1	4- 2	1- 1				
4- 4	0- 1	0- 1	AWAY	0- 1	4- 1	2- 0				
0- 0	0- 0	0- 0	NEUTRAL	0- 0	0- 0	0- 0				

RPI 1-25				RPI 26-50				RPI 51-100				RPI 101+ Team's RPI: 135			
RPI	S	Opponent	Score	RPI	S	Opponent	Score	RPI	S	Opponent	Score	RPI	S	Opponent	Score
2	A	UConn	43 124	32	A	South Dakota St.	64 96	51	A	Oklahoma St.	67 91	116	H	Cincinnati	69 75
9	A	Tennessee	56 68	44	A	UCF	53 59	57	H	South Dakota	48 62	128	A	Tulane	64 56
14	H	South Fla.	64 56	48	A	Creighton	61 66	68	A	Houston	55 73	128	H	Tulane	81 70
								68	H	Houston	62 73	186	N	UC Irvine	76 53
								86	A	New Mexico	62 76	187	A	Memphis	77 64
								96	H	Western Ill.	65 78	187	H	Memphis	69 61
								98	A	Missouri St.	71 94	192	H	Temple	88 81
								98	H	Missouri St.	72 58	199	A	East Carolina	67 77
												209	A	SMU	52 45
												209	H	SMU	66 43
												210	A	Tulsa	70 59
												210	H	Tulsa	62 67
												229	N	Illinois	67 68
												280	H	UMKC	72 63
												298	H	Alcorn	87 46
												345	H	Chicago St.	66 63
-----															
LAST 12 Division I GAMES:															
210	A	Tulsa	70 59	68	H	Houston	62 73	199	A	East Carolina	67 77				
128	H	Tulane	81 70					187	A	Memphis	77 64				
209	A	SMU	52 45					14	H	South Fla.	64 56				
192	H	Temple	88 81					209	H	SMU	66 43				
2	A	UConn	43 124					128	A	Tulane	64 56				
116	H	Cincinnati	69 75												

Non-Div I Games:

Wichita St.

Average RPI Win:	221	WON-LOST	WINNING	LAST 10	STRENGTH OF	OPP. STRENGTH	TEAM	ADJ.	CONF.	ADJ CONF.
Average RPI Loss:	134	RECORD	PCT. RANK	GAMES	SCHEDULE	OF SCHEDULE	RPI	RPI	RPI	RPI
DIV. I ONLY	16- 12	128	4- 6	191	175	153	153	10	10	
DIV. I NON-CONF.	9- 2	33	0- 0	247	264	83	83	12	12	
-----										
TOTALS	RPI 1-25	RPI 26-50	W-L RECORDS	RPI 51-100	RPI 101-999	RPI 201+				
16- 12	0- 0	1- 3	OVERALL	0- 2	15- 7	10- 3				
9- 6	0- 0	1- 1	HOME	0- 1	8- 4	6- 2				
7- 6	0- 0	0- 2	AWAY	0- 1	7- 3	4- 1				
0- 0	0- 0	0- 0	NEUTRAL	0- 0	0- 0	0- 0				
9- 2	0- 0	0- 0	NON-CONFERENCE	0- 1	9- 1	5- 0				
5- 1	0- 0	0- 0	HOME	0- 0	5- 1	4- 0				
4- 1	0- 0	0- 0	AWAY	0- 1	4- 0	1- 0				
0- 0	0- 0	0- 0	NEUTRAL	0- 0	0- 0	0- 0				
7- 10	0- 0	1- 3	CONFERENCE	0- 1	6- 6	5- 3				
4- 5	0- 0	1- 1	HOME	0- 1	3- 3	2- 2				
3- 5	0- 0	0- 2	AWAY	0- 0	3- 3	3- 1				
0- 0	0- 0	0- 0	NEUTRAL	0- 0	0- 0	0- 0				

RPI 1-25				RPI 26-50				RPI 51-100				RPI 101+ Team's RPI: 153			
RPI	S	Opponent	Score	RPI	S	Opponent	Score	RPI	S	Opponent	Score	RPI	S	Opponent	Score
				43	A	Drexel	34 54	63	H	James Madison	41 86	115	A	Saint Francis (PA)	92 86
				43	H	Drexel	58 65	71	A	St. John's (NY)	81 92	121	A	Delaware	59 68
				45	A	Elon	61 82					121	H	Delaware	52 61
				45	H	Elon	81 75					137	A	Northeastern	46 64
LAST 12 Division I GAMES:															
				45	A	Elon	61 82	270	A	Towson	75 63				
				121	H	Delaware	52 61	63	H	James Madison	41 86				
				43	A	Drexel	34 54	239	H	Hofstra	63 53				
				257	H	UNCW	49 64	274	H	Col. of Charleston	79 66				
				137	H	Northeastern	71 53	137	A	Northeastern	46 64				
				121	A	Delaware	59 68	239	A	Hofstra	54 65				

Non-Div I Games:

William &amp; Mary

Average RPI Win:	332	WON-LOST	WINNING	LAST 10	STRENGTH OF	OPP. STRENGTH	TEAM	ADJ.	CONF.	ADJ CONF.
Average RPI Loss:	193	RECORD	PCT. RANK	GAMES	SCHEDULE	OF SCHEDULE	RPI	RPI	RPI	RPI
DIV. I ONLY	2- 25	344	2- 8	201	321	339	339	27	27	
DIV. I NON-CONF.	0- 10	337	0- 0	183	246	336	336	28	28	
<hr/>										
TOTALS	RPI 1-25	RPI 26-50	W-L RECORDS	RPI 51-100	RPI 101-999	RPI 201+				
2- 25	0- 1	0- 1	OVERALL	0- 4	2- 19	2- 14				
2- 11	0- 0	0- 0	HOME	0- 2	2- 9	2- 6				
0- 14	0- 1	0- 1	AWAY	0- 2	0- 10	0- 8				
0- 0	0- 0	0- 0	NEUTRAL	0- 0	0- 0	0- 0				
0- 10	0- 1	0- 1	NON-CONFERENCE	0- 2	0- 6	0- 5				
0- 4	0- 0	0- 0	HOME	0- 1	0- 3	0- 2				
0- 6	0- 1	0- 1	AWAY	0- 1	0- 3	0- 3				
0- 0	0- 0	0- 0	NEUTRAL	0- 0	0- 0	0- 0				
2- 15	0- 0	0- 0	CONFERENCE	0- 2	2- 13	2- 9				
2- 7	0- 0	0- 0	HOME	0- 1	2- 6	2- 4				
0- 8	0- 0	0- 0	AWAY	0- 1	0- 7	0- 5				
0- 0	0- 0	0- 0	NEUTRAL	0- 0	0- 0	0- 0				

RPI 1-25				RPI 26-50				RPI 51-100				RPI 101+				Team's RPI: 339
RPI	S	Opponent	Score	RPI	S	Opponent	Score	RPI	S	Opponent	Score	RPI	S	Opponent	Score	
12	A	Duke	30 101	45	A	Elon	37 98	55	A	Mercer	45 93	113	H	ETSU	63 74	
								72	H	Duquesne	54 81	136	A	Radford	52 78	
								88	A	Liberty	37 63	136	H	Radford	30 70	
								88	H	Liberty	53 73	196	A	High Point	40 77	
												196	H	High Point	58 79	
												222	A	Gardner-Webb	55 68	
												222	H	Gardner-Webb	59 66	
												225	A	Akron	43 69	
												231	A	UNC Asheville	51 63	
												231	H	UNC Asheville	48 70	
												247	A	Presbyterian	45 78	
												247	H	Presbyterian	58 64	
												253	A	Campbell	45 57	
												253	H	Campbell	48 72	
												299	H	Wofford	68 73	
												308	A	Marshall	40 70	
												312	A	Tennessee Tech	41 70	
												322	A	Charleston So.	45 81	
												322	H	Charleston So.	62 56	
												323	H	South Carolina St.	37 65	
												342	H	Longwood	69 60	
<hr/>																
LAST 12 Division I GAMES:																
322	H	Charleston So.	62 56	247	H	Presbyterian	58 64									
253	A	Campbell	45 57	231	A	UNC Asheville	51 63									
88	H	Liberty	53 73	342	H	Longwood	69 60									
136	H	Radford	30 70	222	H	Gardner-Webb	59 66									
196	A	High Point	40 77	247	A	Presbyterian	45 78									
222	A	Gardner-Webb	55 68	231	H	UNC Asheville	48 70									

Non-Div I Games: N. C. Wesleyan 94 50

Winthrop



Average RPI Win: 256	WON-LOST RECORD	WINNING PCT. RANK	LAST 10 GAMES	STRENGTH OF SCHEDULE	OPP. STRENGTH OF SCHEDULE	TEAM RPI	ADJ. RPI	CONF. RPI	ADJ CONF. RPI
Average RPI Loss: 167									
DIV. I ONLY	7- 20	290	1- 9	242	202	299	299	17	17
DIV. I NON-CONF.	4- 8	239	0- 0	302	310	302	302	17	17
-----									
TOTALS	RPI 1-25	RPI 26-50	W-L RECORDS	RPI 51-100	RPI 101-999	RPI 201+			
7- 20	0- 1	0- 1	OVERALL	0- 2	7- 16	5- 9			
5- 8	0- 0	0- 0	HOME	0- 1	5- 7	3- 5			
2- 11	0- 1	0- 1	AWAY	0- 1	2- 8	2- 4			
0- 1	0- 0	0- 0	NEUTRAL	0- 0	0- 1	0- 0			
4- 8	0- 1	0- 1	NON-CONFERENCE	0- 0	4- 6	4- 6			
3- 3	0- 0	0- 0	HOME	0- 0	3- 3	3- 3			
1- 5	0- 1	0- 1	AWAY	0- 0	1- 3	1- 3			
0- 0	0- 0	0- 0	NEUTRAL	0- 0	0- 0	0- 0			
3- 12	0- 0	0- 0	CONFERENCE	0- 2	3- 10	1- 3			
2- 5	0- 0	0- 0	HOME	0- 1	2- 4	0- 2			
1- 6	0- 0	0- 0	AWAY	0- 1	1- 5	1- 1			
0- 1	0- 0	0- 0	NEUTRAL	0- 0	0- 1	0- 0			

RPI 1-25				RPI 26-50				RPI 51-100				RPI 101+				Team's RPI: 299
RPI	S	Opponent	Score	RPI	S	Opponent	Score	RPI	S	Opponent	Score	RPI	S	Opponent	Score	
17	A	South Carolina	60 94	28	A	Georgia	56 95	55	A	Mercer	39 80	108	A	Chattanooga	46 76	
								55	H	Mercer	46 71	108	H	Chattanooga	47 54	
												113	A	ETSU	53 82	
												113	H	ETSU	58 61	
												113	N	ETSU	64 78	
												160	A	Samford	77 81	
												160	H	Samford	58 46	
												189	A	Furman	57 63	
												189	H	Furman	79 48	
												215	A	UNCG	51 66	
												215	H	UNCG	75 81	
												222	A	Gardner-Webb	55 73	
												231	H	UNC Asheville	70 68	
												233	A	Coastal Caro.	51 67	
												236	H	Omaha	60 64	
												251	H	North Florida	69 57	
												257	H	UNCW	60 65	
												274	A	Col. of Charleston	51 59	
												306	A	Western Caro.	54 48	
												306	H	Western Caro.	62 68	
												316	H	N. C. Central	77 56	
												322	H	Charleston So.	45 68	
												339	A	Winthrop	73 68	
LAST 12 Division I GAMES:																
				113	N	ETSU	64 78	55	A	Mercer	39 80					
				189	A	Furman	57 63	160	A	Samford	77 81					
				108	A	Chattanooga	46 76	189	H	Furman	79 48					
				113	A	ETSU	53 82	113	H	ETSU	58 61					
				215	H	UNCG	75 81	108	H	Chattanooga	47 54					
				306	H	Western Caro.	62 68	306	A	Western Caro.	54 48					

Non-Div I Games: Brevard 85 46 Southern Wesleyan 104 57 Bob Jones 96 54

Wofford

Loss, Non-Conf, S Site, H Home A Away N Neutral



Average RPI Win:	227	WON-LOST	WINNING	LAST 10	STRENGTH OF	OPP. STRENGTH	TEAM	ADJ.	CONF.	ADJ CONF.
Average RPI Loss:	81	RECORD	PCT. RANK	GAMES	SCHEDULE	OF SCHEDULE	RPI	RPI	RPI	RPI
DIV. I ONLY	19- 9	77	6- 4	175	165	94	94	11	11	
DIV. I NON-CONF.	7- 3	74	0- 0	244	204	102	102	15	15	
-----										
TOTALS	RPI 1-25	RPI 26-50	W-L RECORDS	RPI 51-100	RPI 101-999	RPI 201+				
19- 9	0- 3	0- 1	OVERALL	2- 1	17- 4	9- 1				
9- 3	0- 1	0- 0	HOME	0- 1	9- 1	6- 0				
8- 5	0- 2	0- 1	AWAY	2- 0	6- 2	3- 0				
2- 1	0- 0	0- 0	NEUTRAL	0- 0	2- 1	0- 1				
7- 3	0- 1	0- 1	NON-CONFERENCE	1- 0	6- 1	3- 1				
3- 0	0- 0	0- 0	HOME	0- 0	3- 0	3- 0				
2- 2	0- 1	0- 1	AWAY	1- 0	1- 0	0- 0				
2- 1	0- 0	0- 0	NEUTRAL	0- 0	2- 1	0- 1				
12- 6	0- 2	0- 0	CONFERENCE	1- 1	11- 3	6- 0				
6- 3	0- 1	0- 0	HOME	0- 1	6- 1	3- 0				
6- 3	0- 1	0- 0	AWAY	1- 0	5- 2	3- 0				
0- 0	0- 0	0- 0	NEUTRAL	0- 0	0- 0	0- 0				

RPI 1-25				RPI 26-50				RPI 51-100 Team's RPI: 94				RPI 101+			
RPI	S	Opponent	Score	RPI	S	Opponent	Score	RPI	S	Opponent	Score	RPI	S	Opponent	Score
19	A	Missouri	80 82	28	A	Georgia	71 87	66	A	Belmont	91 81	114	A	Cleveland St.	70 71
23	A	Green Bay	68 75					82	A	IUPUI	66 63	114	H	Cleveland St.	63 70
23	H	Green Bay	51 58					82	H	IUPUI	61 64	118	A	Milwaukee	53 59
												118	H	Milwaukee	56 51
												158	A	Youngstown St.	69 59
												158	H	Youngstown St.	73 50
												162	A	Kent St.	72 60
												182	N	Stetson	64 59
												188	A	Oakland	77 57
												188	H	Oakland	80 75
												201	N	Richmond	85 69
												212	N	Providence	69 74
												256	A	Northern Ky.	68 63
												256	H	Northern Ky.	73 60
												312	H	Tennessee Tech	82 59
												320	A	Detroit Mercy	88 60
												320	H	Detroit Mercy	85 55
												330	A	Ill. -Chicago	80 53
												330	H	Ill. -Chicago	60 50
												345	H	Chicago St.	84 39
												346	H	Eastern Ill.	81 46
-----															
LAST 12 Division I GAMES:															
330	A	Ill. -Chicago	80 53	23	A	Green Bay	68 75	118	A	Milwaukee	53 59	158	A	Youngstown St.	69 59
82	A	IUPUI	66 63	114	A	Cleveland St.	70 71	82	H	IUPUI	61 64	114	A	Cleveland St.	63 70
114	H	Cleveland St.	63 70	256	H	Northern Ky.	73 60	330	A	Ill. -Chicago	80 53	188	H	Oakland	80 75
256	H	Northern Ky.	73 60	188	H	Oakland	80 75	320	H	Detroit Mercy	85 55	330	H	Ill. -Chicago	60 50
188	H	Oakland	80 75	320	H	Detroit Mercy	85 55	345	H	Chicago St.	84 39	346	H	Eastern Ill.	81 46

Non-Div I Games: Northwestern Ohio 106 52 Cincinnati Christian 99 36

Wright St.

Average RPI Win: 181	WON-LOST RECORD	WINNING PCT. RANK	LAST 10 GAMES	STRENGTH OF SCHEDULE	OPP. STRENGTH OF SCHEDULE	TEAM RPI	ADJ. RPI	CONF. RPI	ADJ CONF. RPI
Average RPI Loss: 157									
DIV. I ONLY	18- 8	68	7- 3	121	167	74	74	16	16
DIV. I NON-CONF.	5- 4	146	0- 0	24	229	64	64	14	14
-----									
TOTALS	RPI 1-25	RPI 26-50	W-L RECORDS	RPI 51-100	RPI 101-999	RPI 201+			
18- 8	0- 1	0- 0	OVERALL	4- 1	14- 6	8- 3			
10- 1	0- 0	0- 0	HOME	3- 0	7- 1	5- 0			
8- 5	0- 1	0- 0	AWAY	1- 0	7- 4	3- 3			
0- 2	0- 0	0- 0	NEUTRAL	0- 1	0- 1	0- 0			
5- 4	0- 1	0- 0	NON-CONFERENCE	1- 1	4- 2	1- 1			
3- 0	0- 0	0- 0	HOME	1- 0	2- 0	1- 0			
2- 2	0- 1	0- 0	AWAY	0- 0	2- 1	0- 1			
0- 2	0- 0	0- 0	NEUTRAL	0- 1	0- 1	0- 0			
13- 4	0- 0	0- 0	CONFERENCE	3- 0	10- 4	7- 2			
7- 1	0- 0	0- 0	HOME	2- 0	5- 1	4- 0			
6- 3	0- 0	0- 0	AWAY	1- 0	5- 3	3- 2			
0- 0	0- 0	0- 0	NEUTRAL	0- 0	0- 0	0- 0			

RPI	S	Opponent	Score	RPI	S	Opponent	Score	RPI	S	Opponent	Score	RPI	S	Opponent	Score
12	A	Duke	40 63					77	H	Drake	75 61	120	A	Colorado St.	53 49
								82	N	IUPUI	59 65	120	H	Colorado St.	53 64
								84	H	UNLV	69 56	133	N	UNI	40 55
								86	A	New Mexico	63 62	134	A	Fresno St.	47 60
								86	H	New Mexico	66 55	134	H	Fresno St.	74 57
												142	A	Boise St.	66 51
												148	A	Idaho	70 64
												149	H	Idaho St.	61 53
												172	A	Denver	61 51
												207	A	Nevada	65 62
												207	H	Nevada	66 60
												214	A	Montana St.	46 50
												238	H	Montana	67 62
												266	A	San Diego St.	62 68
												266	H	San Diego St.	70 50
												268	A	San Jose St.	66 64
												268	H	San Jose St.	58 46
												296	A	Air Force	47 57
												304	A	Utah St.	64 46
												304	H	Utah St.	61 44
-----															
LAST 12 Division I GAMES:															
296	A	Air Force	47 57	304	A	Utah St.	64 46								
134	H	Fresno St.	74 57	134	A	Fresno St.	47 60								
86	A	New Mexico	63 62	120	H	Colorado St.	53 64								
268	A	San Jose St.	66 64	268	H	San Jose St.	58 46								
266	H	San Diego St.	70 50	207	A	Nevada	65 62								
84	H	UNLV	69 56	304	H	Utah St.	61 44								

Non-Div I Games: Colo. Christian 62 33 Adams St. 73 47

Wyoming

Average RPI Win:	214	WON-LOST	WINNING	LAST 10	STRENGTH OF	OPP. STRENGTH	TEAM	ADJ.	CONF.	ADJ CONF.
Average RPI Loss:	76	RECORD	PCT. RANK	GAMES	SCHEDULE	OF SCHEDULE	RPI	RPI	RPI	RPI
DIV. I ONLY	10- 19	256	1- 9	94	82	217	217	6	6	
DIV. I NON-CONF.	7- 4	102	0- 0	205	277	159	159	6	6	
-----										
TOTALS	RPI 1-25	RPI 26-50	W-L RECORDS	RPI 51-100	RPI 101-999	RPI 201+				
10- 19	0- 5	0- 5	OVERALL	0- 2	10- 7	5- 2				
8- 8	0- 2	0- 2	HOME	0- 1	8- 3	5- 0				
1- 10	0- 2	0- 3	AWAY	0- 1	1- 4	0- 2				
1- 1	0- 1	0- 0	NEUTRAL	0- 0	1- 0	0- 0				
7- 4	0- 1	0- 1	NON-CONFERENCE	0- 0	7- 2	4- 1				
6- 1	0- 0	0- 0	HOME	0- 0	6- 1	4- 0				
0- 2	0- 0	0- 1	AWAY	0- 0	0- 1	0- 1				
1- 1	0- 1	0- 0	NEUTRAL	0- 0	1- 0	0- 0				
3- 15	0- 4	0- 4	CONFERENCE	0- 2	3- 5	1- 1				
2- 7	0- 2	0- 2	HOME	0- 1	2- 2	1- 0				
1- 8	0- 2	0- 2	AWAY	0- 1	1- 3	0- 1				
0- 0	0- 0	0- 0	NEUTRAL	0- 0	0- 0	0- 0				

RPI 1-25				RPI 26-50				RPI 51-100				RPI 101+ Team's RPI: 217			
RPI	S	Opponent	Score	RPI	S	Opponent	Score	RPI	S	Opponent	Score	RPI	S	Opponent	Score
19	N	Missouri	48 74	27	A	Villanova	57 75	71	A	St. John's (NY)	36 70	102	H	Wake Forest	57 62
24	A	DePaul	48 79	27	H	Villanova	50 89	71	H	St. John's (NY)	63 67	111	A	Georgetown	60 65
24	H	DePaul	72 73	48	A	Creighton	54 65					111	H	Georgetown	48 65
25	A	Marquette	67 88	48	H	Creighton	64 71					116	H	Cincinnati	53 50
25	H	Marquette	63 80	49	A	Minnesota	62 74					123	A	Butler	69 62
												123	H	Butler	57 54
												124	A	Seton Hall	53 58
												124	H	Seton Hall	51 62
												183	H	New Hampshire	71 66
												189	N	Furman	75 62
												211	A	Bowling Green	53 63
												212	A	Providence	48 69
												212	H	Providence	68 59
												235	H	Grambling	72 67
												293	H	Mt. St. Mary's	66 45
												327	H	Fort Wayne	62 50
												341	H	Florida A&M	70 52
LAST 12 Division I GAMES:															
123	H	Butler	57 54	124	A	Seton Hall	53 58								
212	A	Providence	48 69	111	H	Georgetown	48 65								
48	A	Creighton	54 65	27	H	Villanova	50 89								
24	H	DePaul	72 73	48	H	Creighton	64 71								
25	H	Marquette	63 80	212	H	Providence	68 59								
71	A	St. John's (NY)	36 70	25	A	Marquette	67 88								

Non-Div I Games:

Xavier

Average RPI Win:	194	WON-LOST	WINNING	LAST 10	STRENGTH OF	OPP. STRENGTH	TEAM	ADJ.	CONF.	ADJ CONF.
Average RPI Loss:	120	RECORD	PCT. RANK	GAMES	SCHEDULE	OF SCHEDULE	RPI	RPI	RPI	RPI
DIV. I ONLY	15- 10	115	7- 3	163	116	130	130	9	9	
DIV. I NON-CONF.	7- 6	165	0- 0	229	217	173	173	9	9	
-----										
TOTALS	RPI 1-25	RPI 26-50	W-L RECORDS	RPI 51-100	RPI 101-999	RPI 201+				
15- 10	0- 0	1- 0	OVERALL	3- 5	11- 5	8- 1				
7- 5	0- 0	1- 0	HOME	1- 3	5- 2	4- 1				
8- 3	0- 0	0- 0	AWAY	2- 1	6- 2	4- 0				
0- 2	0- 0	0- 0	NEUTRAL	0- 1	0- 1	0- 0				
7- 6	0- 0	0- 0	NON-CONFERENCE	1- 2	6- 4	4- 1				
2- 3	0- 0	0- 0	HOME	0- 1	2- 2	2- 1				
5- 1	0- 0	0- 0	AWAY	1- 0	4- 1	2- 0				
0- 2	0- 0	0- 0	NEUTRAL	0- 1	0- 1	0- 0				
8- 4	0- 0	1- 0	CONFERENCE	2- 3	5- 1	4- 0				
5- 2	0- 0	1- 0	HOME	1- 2	3- 0	2- 0				
3- 2	0- 0	0- 0	AWAY	1- 1	2- 1	2- 0				
0- 0	0- 0	0- 0	NEUTRAL	0- 0	0- 0	0- 0				

RPI 1-25				RPI 26-50				RPI 51-100				RPI 101+ Team's RPI: 130			
RPI	S	Opponent	Score	RPI	S	Opponent	Score	RPI	S	Opponent	Score	RPI	S	Opponent	Score
				34	H	Princeton	73 59	53	H	Indiana	68 72	146	N	Hartford	70 78
								54	A	Harvard	73 97	151	A	Binghamton	73 69
								54	H	Harvard	69 63	163	H	Army West Point	65 82
								56	N	UC Davis	61 71	171	A	Kansas	75 81
								70	H	Penn	54 69	175	A	Brown	71 81
								78	A	TCU	82 72	175	H	Brown	77 63
								100	A	Dartmouth	57 39	176	A	Stony Brook	77 71
								100	H	Dartmouth	62 64	204	A	Col umbi a	73 50
												204	H	Col umbi a	66 59
												212	H	Provi dence	51 55
												271	A	Cornel l	65 55
												271	H	Cornel l	69 56
												275	H	LIU Brookl yn	62 51
												281	H	Col gate	82 56
												295	A	Central Conn. St.	75 62
												347	A	Saint Peter's	70 49
LAST 12 Division I GAMES:															
				204	H	Col umbi a	66 59	70	H	Penn	54 69				
				271	H	Cornel l	69 56	34	H	Princeton	73 59				
				54	H	Harvard	69 63	100	A	Dartmouth	57 39				
				100	H	Dartmouth	62 64	54	A	Harvard	73 97				
				271	A	Cornel l	65 55	175	A	Brown	71 81				
				204	A	Col umbi a	73 50	175	H	Brown	77 63				

Non-Div I Games:

Yale

Average RPI Win:	233	WON-LOST	WINNING	LAST 10	STRENGTH OF	OPP. STRENGTH	TEAM	ADJ.	CONF.	ADJ CONF.
Average RPI Loss:	113	RECORD	PCT. RANK	GAMES	SCHEDULE	OF SCHEDULE	RPI	RPI	RPI	RPI
DIV. I ONLY	13- 14	193	8- 2	136	173	158	158	11	11	
DIV. I NON-CONF.	2- 7	286	0- 0	214	215	274	274	15	15	
-----										
TOTALS	RPI 1-25	RPI 26-50	W-L RECORDS	RPI 51-100	RPI 101-999	RPI 201+				
13- 14	0- 2	0- 0	OVERALL	1- 5	12- 7	8- 1				
6- 6	0- 1	0- 0	HOME	0- 3	6- 2	4- 0				
7- 8	0- 1	0- 0	AWAY	1- 2	6- 5	4- 1				
0- 0	0- 0	0- 0	NEUTRAL	0- 0	0- 0	0- 0				
2- 7	0- 0	0- 0	NON-CONFERENCE	0- 2	2- 5	2- 1				
1- 2	0- 0	0- 0	HOME	0- 1	1- 1	1- 0				
1- 5	0- 0	0- 0	AWAY	0- 1	1- 4	1- 1				
0- 0	0- 0	0- 0	NEUTRAL	0- 0	0- 0	0- 0				
11- 7	0- 2	0- 0	CONFERENCE	1- 3	10- 2	6- 0				
5- 4	0- 1	0- 0	HOME	0- 2	5- 1	3- 0				
6- 3	0- 1	0- 0	AWAY	1- 1	5- 1	3- 0				
0- 0	0- 0	0- 0	NEUTRAL	0- 0	0- 0	0- 0				

RPI 1-25				RPI 26-50				RPI 51-100				RPI 101+				Team's RPI: 158
RPI	S	Opponent	Score	RPI	S	Opponent	Score	RPI	S	Opponent	Score	RPI	S	Opponent	Score	
23	A	Green Bay	56 65					59	A	American	72 78	114	A	Cleveland St.	66 52	
23	H	Green Bay	42 67					82	A	IUPUI	70 67	114	H	Cleveland St.	76 69	
								82	H	IUPUI	43 65	115	A	Saint Francis (PA)	65 79	
								87	H	Bucknell	60 66	118	A	Milwaukee	61 62	
								94	A	Wright St.	50 73	118	H	Milwaukee	86 85	
								94	H	Wright St.	59 69	128	A	Robert Morris	52 84	
												162	H	Kent St.	44 55	
												177	A	Pittsburgh	58 66	
												188	A	Oakland	86 76	
												188	H	Oakland	48 58	
												225	A	Akron	58 75	
												256	A	Northern Ky.	60 59	
												256	H	Northern Ky.	54 51	
												302	A	Loyola Chicago	73 49	
												305	H	Northern Ari z.	69 67	
												320	A	Detroit Mercy	72 52	
												320	H	Detroit Mercy	76 59	
												330	A	Ill. -Chicago	71 52	
												330	H	Ill. -Chicago	76 63	
-----																
LAST 12 Division I GAMES:																
114	H	Cleveland St.	76 69	320	A	Detroit Mercy	72 52									
256	A	Northern Ky.	60 59	188	A	Oakland	86 76									
23	H	Green Bay	42 67	94	H	Wright St.	59 69									
118	H	Milwaukee	86 85	256	H	Northern Ky.	54 51									
330	A	Ill. -Chicago	71 52	114	A	Cleveland St.	66 52									
82	A	IUPUI	70 67	94	A	Wright St.	50 73									

Non-Div I Games: Ohio Valley 86 59 Penn St.-Beaver 97 40

Youngstown St.