

Average RPI Win:	304	WON-LOST	WINNING	LAST 10	STRENGTH OF	OPP. STRENGTH	TEAM	ADJ.	CONF.	ADJ CONF.
Average RPI Loss:	173	RECORD	PCT. RANK	GAMES	SCHEDULE	OF SCHEDULE	RPI	RPI	RPI	RPI
DIV. I ONLY	8- 17	271	4- 6	219	324	290	290	27	27	
DIV. I NON-CONF.	1- 7	313	0- 0	46	345	282	282	27	27	
TOTALS	RPI 1-25	RPI 26-50	W-L RECORDS	RPI 51-100	RPI 101-150	RPI 150+				
8- 17	0- 1	0- 0	OVERALL	0- 2	0- 6	8- 8				
6- 5	0- 0	0- 0	HOME	0- 1	0- 3	6- 1				
2- 11	0- 1	0- 0	AWAY	0- 1	0- 3	2- 6				
0- 1	0- 0	0- 0	NEUTRAL	0- 0	0- 0	0- 1				
1- 7	0- 1	0- 0	NON-CONFERENCE	0- 1	0- 1	1- 4				
1- 2	0- 0	0- 0	HOME	0- 1	0- 0	1- 1				
0- 4	0- 1	0- 0	AWAY	0- 0	0- 1	0- 2				
0- 1	0- 0	0- 0	NEUTRAL	0- 0	0- 0	0- 1				
7- 10	0- 0	0- 0	CONFERENCE	0- 1	0- 5	7- 4				
5- 3	0- 0	0- 0	HOME	0- 0	0- 3	5- 0				
2- 7	0- 0	0- 0	AWAY	0- 1	0- 2	2- 4				
0- 0	0- 0	0- 0	NEUTRAL	0- 0	0- 0	0- 0				

RPI 1-25				RPI 26-50				RPI 51-100				RPI 101+ Team's RPI: 290			
RPI	S	Opponent	Score	RPI	S	Opponent	Score	RPI	S	Opponent	Score	RPI	S	Opponent	Score
25	A	Texas A&M	55 84					69	H	Toledo	60 76	104	A	Abilene Christian	64 72
								93	A	SFA	56 64	104	H	Abilene Christian	59 72
												106	H	Central Ark.	41 49
												135	A	Lamar University	49 65
												135	H	Lamar University	63 74
												147	A	Texas St.	50 57
												166	A	Rice	36 70
												203	H	Texas Southern	64 61
												211	A	New Orleans	54 75
												224	A	UTRGV	46 55
												224	H	UTRGV	65 68
												231	N	UC Santa Barbara	60 66
												292	H	McNeese	77 66
												295	A	Nicholls St.	54 74
												295	H	Nicholls St.	65 60
												307	H	Northwestern St.	60 51
												327	A	Southeastern La.	69 53
												327	H	Southeastern La.	77 61
												329	A	Incarnate Word	56 63
												337	A	Sam Houston St.	63 37
												341	A	Houston Baptist	51 56
												341	H	Houston Baptist	68 51
LAST 12 Division I GAMES:															
341	H	Houston Baptist	68 51	341	A	Houston Baptist	51 56	104	H	Abilene Christian	59 72				
292	H	McNeese	77 66	295	H	Nicholls St.	65 60	135	A	Lamar University	49 65				
104	A	Abilene Christian	64 72	337	A	Sam Houston St.	63 37	106	H	Central Ark.	41 49				
135	H	Lamar University	63 74												
329	A	Incarnate Word	56 63												
327	A	Southeastern La.	69 53												

Non-Div I Games: Schreiner 73 44 Okla. Panhandle 66 40 Montana Tech 83 50

A&M-Corpus Christi

Loss, Non-Conf, S Site, H Home A Away N Neutral

Average RPI Win:	257	WON-LOST	WINNING	LAST 10	STRENGTH OF	OPP. STRENGTH	TEAM	ADJ.	CONF.	ADJ CONF.
Average RPI Loss:	119	RECORD	PCT. RANK	GAMES	SCHEDULE	OF SCHEDULE	RPI	RPI	RPI	RPI
DIV. I ONLY	18- 8	72	9- 1	172	287	104	104	27	27	
DIV. I NON-CONF.	3- 6	230	0- 0	80	132	186	186	27	27	
TOTALS	RPI 1-25	RPI 26-50	W-L RECORDS	RPI 51-100	RPI 101-150	RPI 150+				
18- 8	0- 3	0- 0	OVERALL	1- 1	2- 1	15- 3				
10- 2	0- 0	0- 0	HOME	0- 1	2- 0	8- 1				
7- 6	0- 3	0- 0	AWAY	1- 0	0- 1	6- 2				
1- 0	0- 0	0- 0	NEUTRAL	0- 0	0- 0	1- 0				
3- 6	0- 3	0- 0	NON-CONFERENCE	0- 0	0- 0	3- 3				
2- 1	0- 0	0- 0	HOME	0- 0	0- 0	2- 1				
0- 5	0- 3	0- 0	AWAY	0- 0	0- 0	0- 2				
1- 0	0- 0	0- 0	NEUTRAL	0- 0	0- 0	1- 0				
15- 2	0- 0	0- 0	CONFERENCE	1- 1	2- 1	12- 0				
8- 1	0- 0	0- 0	HOME	0- 1	2- 0	6- 0				
7- 1	0- 0	0- 0	AWAY	1- 0	0- 1	6- 0				
0- 0	0- 0	0- 0	NEUTRAL	0- 0	0- 0	0- 0				

RPI 1-25				RPI 26-50				RPI 51-100				RPI 101+ Team's RPI: 104			
RPI	S	Opponent	Score	RPI	S	Opponent	Score	RPI	S	Opponent	Score	RPI	S	Opponent	Score
4	A	Baylor	34 79					93	A	SFA	80 73	106	A	Central Ark.	70 80
20	A	Missouri	46 52					93	H	SFA	61 70	106	H	Central Ark.	83 76
25	A	Texas A&M	45 71									135	H	Lamar University	77 59
												155	H	Omaha	73 66
												194	A	UTSA	68 71
												196	A	Wichita St.	62 81
												211	H	New Orleans	68 55
												224	H	UTRGV	70 54
												265	N	Murray St.	81 57
												290	A	A&M-Corpus Christi	72 59
												290	H	A&M-Corpus Christi	72 64
												292	H	McNeese	77 65
												295	A	Nicholls St.	89 73
												307	A	Northwestern St.	75 74
												307	H	Northwestern St.	79 57
												315	H	UMKC	68 71
												327	A	Southeastern La.	82 57
												329	A	Incarnate Word	75 66
												329	H	Incarnate Word	68 45
												337	A	Sam Houston St.	72 39
												337	H	Sam Houston St.	78 56
LAST 12 Division I GAMES:															
329	H	Incarnate Word	68 45	106	A	Central Ark.	70 80								
337	A	Sam Houston St.	72 39	337	H	Sam Houston St.	78 56								
290	H	A&M-Corpus Christi	72 64	290	A	A&M-Corpus Christi	72 59								
307	A	Northwestern St.	75 74	292	H	McNeese	77 65								
93	A	SFA	80 73	329	A	Incarnate Word	75 66								
307	H	Northwestern St.	79 57	295	A	Nicholls St.	89 73								

Non-Div I Games: Harding 74 62 Sul Ross St. 106 58 Howard Payne 87 52

Abilene Christian

Loss, Non-Conf, S Site, H Home A Away N Neutral

## Air Force

Through Games Of March 1, 2017

Average RPI Win:	280	WON-LOST	WINNING	LAST 10	STRENGTH OF	OPP. STRENGTH	TEAM	ADJ.	CONF.	ADJ CONF.
Average RPI Loss:	168	RECORD	PCT. RANK	GAMES	SCHEDULE	OF SCHEDULE	RPI	RPI	RPI	RPI
DIV. I ONLY	4- 23	329	2- 8	224	209	324	324	13	13	
DIV. I NON-CONF.	2- 8	288	0- 0	294	308	327	327	15	15	
TOTALS	RPI 1-25	RPI 26-50	W-L RECORDS	RPI 51-100	RPI 101-150	RPI 150+				
4- 23	0- 0	0- 1	OVERALL	0- 6	0- 4	4- 12				
2- 12	0- 0	0- 1	HOME	0- 3	0- 3	2- 5				
2- 11	0- 0	0- 0	AWAY	0- 3	0- 1	2- 7				
0- 0	0- 0	0- 0	NEUTRAL	0- 0	0- 0	0- 0				
2- 8	0- 0	0- 0	NON-CONFERENCE	0- 1	0- 3	2- 4				
1- 4	0- 0	0- 0	HOME	0- 0	0- 3	1- 1				
1- 4	0- 0	0- 0	AWAY	0- 1	0- 0	1- 3				
0- 0	0- 0	0- 0	NEUTRAL	0- 0	0- 0	0- 0				
2- 15	0- 0	0- 1	CONFERENCE	0- 5	0- 1	2- 8				
1- 8	0- 0	0- 1	HOME	0- 3	0- 0	1- 4				
1- 7	0- 0	0- 0	AWAY	0- 2	0- 1	1- 4				
0- 0	0- 0	0- 0	NEUTRAL	0- 0	0- 0	0- 0				

RPI S	Opponent	Score	RPI S	Opponent	Score	RPI S	Opponent	Score	RPI S	Opponent	Score	Team's RPI: 324
48	H Colorado St.	35 72	58	H Boise St.	59 69	103	H Vanderbilt	49 75				
			87	A Colorado	68 95	125	H Northern Colo.	44 71				
			88	A Wyoming	41 73	130	H Navy	46 64				
			88	H Wyoming	54 66	142	A New Mexico	64 81				
			97	A UNLV	38 52	159	A Army West Point	47 75				
			97	H UNLV	56 60	174	A Fresno St.	40 63				
						174	H Fresno St.	56 72				
						187	A Utah St.	62 65				
						187	H Utah St.	64 61				
						208	A San Jose St.	74 86				
						208	H San Jose St.	67 83				
						252	H Weber St.	61 76				
						264	A San Diego St.	62 59				
						264	H San Diego St.	51 64				
						287	A Nevada	58 65				
						287	H Nevada	51 56				
						289	A Eastern Mich.	44 65				
						309	A Denver	52 65				
						331	H Utah Valley	64 53				
						339	A Fairleigh Dickinson	56 48				
LAST 12 Division I GAMES:												
264	H San Diego St.	51 64	142	A New Mexico	64 81							
187	H Utah St.	64 61	88	A Wyoming	41 73							
97	A UNLV	38 52	174	H Fresno St.	56 72							
208	H San Jose St.	67 83	264	A San Diego St.	62 59							
287	A Nevada	58 65	97	H UNLV	56 60							
58	H Boise St.	59 69	287	H Nevada	51 56							

Non-Div I Games:

Air Force

■ Loss, 
 ■ Non-Conf, S Site, 
 ■ Home 
 ■ Away 
 N Neutral

Average RPI Win: <b>261</b>	WON-LOST	WINNING	LAST 10	STRENGTH OF	OPP. STRENGTH	TEAM	ADJ.	CONF.	ADJ CONF.
Average RPI Loss: <b>126</b>	RECORD	PCT. RANK	GAMES	SCHEDULE	OF SCHEDULE	RPI	RPI	RPI	RPI
DIV. I ONLY	7- 19	296	1- 9	150	153	241	241	10	10
DIV. I NON-CONF.	5- 4	143	0- 0	235	251	161	161	11	11
TOTALS	RPI 1-25	RPI 26-50	W-L RECORDS	RPI 51-100	RPI 101-150	RPI 150+			
7- 19	0- 0	0- 2	OVERALL	1- 6	0- 5	6- 6			
1- 10	0- 0	0- 0	HOME	0- 4	0- 3	1- 3			
6- 8	0- 0	0- 1	AWAY	1- 2	0- 2	5- 3			
0- 1	0- 0	0- 1	NEUTRAL	0- 0	0- 0	0- 0			
5- 4	0- 0	0- 1	NON-CONFERENCE	0- 2	0- 1	5- 0			
0- 2	0- 0	0- 0	HOME	0- 1	0- 1	0- 0			
5- 1	0- 0	0- 0	AWAY	0- 1	0- 0	5- 0			
0- 1	0- 0	0- 1	NEUTRAL	0- 0	0- 0	0- 0			
2- 15	0- 0	0- 1	CONFERENCE	1- 4	0- 4	1- 6			
1- 8	0- 0	0- 0	HOME	0- 3	0- 2	1- 3			
1- 7	0- 0	0- 1	AWAY	1- 1	0- 2	0- 3			
0- 0	0- 0	0- 0	NEUTRAL	0- 0	0- 0	0- 0			

RPI 1-25				RPI 26-50				RPI 51-100				RPI 101+ Team's RPI: 241			
RPI	S	Opponent	Score	RPI	S	Opponent	Score	RPI	S	Opponent	Score	RPI	S	Opponent	Score
				26	N	Elon	62 65	53	H	Ohio	69 85	101	A	Kent St.	69 73
				35	A	Central Mich.	62 89	69	H	Toledo	57 61	101	H	Kent St.	58 72
								70	H	Bucknell	47 61	115	A	Ball St.	70 80
								71	A	Penn St.	71 84	115	H	Ball St.	63 90
								86	A	Northern Ill.	84 55	136	H	Duquesne	57 67
								92	A	Buffalo	51 81	184	A	Western Mich.	60 73
								92	H	Buffalo	55 81	184	H	Western Mich.	57 73
												237	A	Miami (OH)	49 54
												237	H	Miami (OH)	62 66
												239	A	Bowling Green	50 86
												239	H	Bowling Green	58 62
												256	A	Canisius	73 64
												258	A	Georgia St.	78 66
												286	A	Eastern Ky.	63 57
												289	H	Eastern Mich.	80 62
												311	A	Youngstown St.	76 74
												342	A	Winthrop	80 59
LAST 12 Division I GAMES:															
				92	H	Buffalo	55 81	237	A	Miami (OH)	49 54				
				101	A	Kent St.	69 73	239	A	Bowling Green	50 86				
				237	H	Miami (OH)	62 66	115	H	Ball St.	63 90				
				92	A	Buffalo	51 81	289	H	Eastern Mich.	80 62				
				69	H	Toledo	57 61	184	H	Western Mich.	57 73				
				101	H	Kent St.	58 72	86	A	Northern Ill.	84 55				

Non-Div I Games: Ohio Christian 69 52 Malone 63 52

Akron

■ Loss, 
 ■ Non-Conf, S Site, 
 ■ Home 
 ■ Away 
 N Neutral

## Alabama

Through Games Of March 1, 2017

Average RPI Win:	<b>195</b>	WON-LOST	WINNING	LAST 10	STRENGTH OF	OPP. STRENGTH	TEAM	ADJ.	CONF.	ADJ CONF.
Average RPI Loss:	<b>54</b>	RECORD	PCT. RANK	GAMES	SCHEDULE	OF SCHEDULE	RPI	RPI	RPI	RPI
DIV. I ONLY	<b>18- 12</b>	<b>116</b>	<b>3- 7</b>	<b>146</b>	<b>50</b>	<b>131</b>	<b>131</b>	<b>2</b>	<b>2</b>	
DIV. I NON-CONF.	<b>12- 1</b>	<b>7</b>	<b>0- 0</b>	<b>341</b>	<b>281</b>	<b>122</b>	<b>122</b>	<b>2</b>	<b>2</b>	
TOTALS	RPI 1-25	RPI 26-50	W-L RECORDS	RPI 51-100	RPI 101-150	RPI 150+				
18- 12	2- 5	1- 2	OVERALL	1- 3	3- 1	11- 1				
12- 6	1- 3	0- 1	HOME	1- 1	1- 0	9- 1				
3- 6	1- 2	1- 1	AWAY	0- 2	1- 1	0- 0				
3- 0	0- 0	0- 0	NEUTRAL	0- 0	1- 0	2- 0				
12- 1	0- 0	0- 0	NON-CONFERENCE	1- 1	0- 0	11- 0				
10- 0	0- 0	0- 0	HOME	1- 0	0- 0	9- 0				
0- 1	0- 0	0- 0	AWAY	0- 1	0- 0	0- 0				
2- 0	0- 0	0- 0	NEUTRAL	0- 0	0- 0	2- 0				
6- 11	2- 5	1- 2	CONFERENCE	0- 2	3- 1	0- 1				
2- 6	1- 3	0- 1	HOME	0- 1	1- 0	0- 1				
3- 5	1- 2	1- 1	AWAY	0- 1	1- 1	0- 0				
1- 0	0- 0	0- 0	NEUTRAL	0- 0	1- 0	0- 0				

RPI	S	Opponent	Score	RPI	S	Opponent	Score	RPI	S	Opponent	Score	RPI	S	Opponent	Score	Team's RPI: 131
3	A	South Carolina	45 <b>93</b>	37	A	LSU	41 <b>48</b>	52	H	Georgia Tech	67 65	103	A	Vanderbilt	80 <b>87</b>	
5	H	Mississippi St.	54 <b>67</b>	38	A	Auburn	63 61	64	A	Georgetown	59 <b>70</b>	103	N	Vanderbilt	77 57	
14	H	Kentucky	54 <b>71</b>	38	H	Auburn	55 <b>66</b>	78	H	Florida	56 <b>66</b>	113	A	Ole Miss	65 57	
15	H	Tennessee	65 57					90	A	Georgia	65 <b>71</b>	113	H	Ole Miss	90 80	
20	A	Missouri	59 58									167	H	Arkansas	50 <b>68</b>	
20	H	Missouri	56 <b>65</b>									170	H	Kansas	71 65	
25	A	Texas A&M	48 <b>69</b>									211	H	New Orleans	78 57	
												227	H	Ga. Southern	66 48	
												258	H	Georgia St.	80 57	
												292	N	McNeese	84 63	
												296	H	Lipscomb	82 35	
												301	N	UTEP	78 60	
												303	H	Alcorn	93 43	
												316	H	Mississippi Val.	93 44	
												330	H	Florida A&M	81 46	
												349	H	Alabama A&M	97 29	
LAST 12 Division I GAMES:																
103	N	Vanderbilt	77 57	25	A	Texas A&M	48 <b>69</b>	37	A	LSU	41 <b>48</b>	38	H	Auburn	55 <b>66</b>	
20	H	Missouri	56 <b>65</b>	38	A	Vanderbilt	80 <b>87</b>	113	A	Ole Miss	65 57	5	H	Mississippi St.	54 <b>67</b>	
90	A	Georgia	65 <b>71</b>													
38	A	Auburn	63 61													
15	H	Tennessee	65 57													
78	H	Florida	56 <b>66</b>													

Non-Div I Games:

Alabama

■ Loss, 
 ■ Non-Conf, S Site, 
 ■ Home 
 ■ Away 
 N Neutral

## Alabama A&amp;M

Through Games Of March 1, 2017

Average RPI Win:	0	WON-LOST	WINNING	LAST 10	STRENGTH OF	OPP. STRENGTH	TEAM	ADJ.	CONF.	ADJ CONF.
Average RPI Loss:	239	RECORD	PCT. RANK	GAMES	SCHEDULE	OF SCHEDULE	RPI	RPI	RPI	RPI
DIV. I ONLY	0- 23	348	0- 10	321	335	349	349	30	30	
DIV. I NON-CONF.	0- 7	335	0- 0	201	232	341	341	30	30	
TOTALS	RPI 1-25	RPI 26-50	W-L RECORDS	RPI 51-100	RPI 101-150	RPI 150+				
0- 23	0- 0	0- 1	OVERALL	0- 0	0- 2	0- 20				
0- 9	0- 0	0- 0	HOME	0- 0	0- 0	0- 9				
0- 14	0- 0	0- 0	AWAY	0- 0	0- 0	0- 6				
0- 0	0- 0	0- 0	NEUTRAL	0- 0	0- 0	0- 0				
0- 7	0- 0	0- 1	NON-CONFERENCE	0- 0	0- 2	0- 4				
0- 0	0- 0	0- 0	HOME	0- 0	0- 0	0- 0				
0- 7	0- 0	0- 1	AWAY	0- 0	0- 2	0- 4				
0- 0	0- 0	0- 0	NEUTRAL	0- 0	0- 0	0- 0				
0- 16	0- 0	0- 0	CONFERENCE	0- 0	0- 0	0- 16				
0- 9	0- 0	0- 0	HOME	0- 0	0- 0	0- 9				
0- 7	0- 0	0- 0	AWAY	0- 0	0- 0	0- 7				
0- 0	0- 0	0- 0	NEUTRAL	0- 0	0- 0	0- 0				

RPI 1-25			RPI 26-50			RPI 51-100			RPI 101+ Team's RPI: 349		
RPI	S	Opponent	Score	RPI	S	Opponent	Score	RPI	S	Opponent	Score
				43	A	Western Ky.	32 96				
										112	A North Carolina 35 80
										131	A Alabama 29 97
										198	H Grambling 53 68
										203	A Texas Southern 51 60
										203	H Texas Southern 39 53
										216	A Alabama St. 35 62
										216	H Alabama St. 37 52
										226	A Southern U. 57 69
										226	H Southern U. 54 66
										236	A Samford 37 61
										255	A Evansville 54 63
										265	A Murray St. 49 81
										268	A Southeast Mo. St. 47 75
										277	A Ark.-Pine Bluff 57 61
										277	H Ark.-Pine Bluff 55 65
										283	A Prairie View 47 71
										283	H Prairie View 50 63
										303	A Alcorn 42 71
										303	H Alcorn 57 73
										316	A Mississippi Val. 58 60
										316	H Mississippi Val. 52 58
										334	H Jackson St. 54 64
LAST 12 Division I GAMES:											
				203	H	Texas Southern	39 53			316	H Mississippi Val. 52 58
				283	H	Prairie View	50 63			203	A Texas Southern 51 60
				303	A	Alcorn	42 71			283	A Prairie View 47 71
				226	A	Southern U.	57 69			303	H Alcorn 57 73
				216	A	Alabama St.	35 62			226	H Southern U. 54 66
				277	H	Ark.-Pine Bluff	55 65			216	H Alabama St. 37 52

Non-Div I Games: Oakwood 68 65 Concordia (AL) 61 58

Alabama A&amp;M

Loss, Non-Conf, S Site, H Home A Away N Neutral

Average RPI Win:	304	WON-LOST	WINNING	LAST 10	STRENGTH OF	OPP. STRENGTH	TEAM	ADJ.	CONF.	ADJ CONF.
Average RPI Loss:	151	RECORD	PCT. RANK	GAMES	SCHEDULE	OF SCHEDULE	RPI	RPI	RPI	RPI
DIV. I ONLY	11- 14	209	6- 4	265	302	216	216	30	30	
DIV. I NON-CONF.	0- 9	335	0- 0	40	26	279	279	30	30	
TOTALS	RPI 1-25	RPI 26-50	W-L RECORDS	RPI 51-100	RPI 101-150	RPI 150+				
11- 14	0- 2	0- 1	OVERALL	0- 1	0- 3	11- 7				
6- 3	0- 0	0- 0	HOME	0- 0	0- 0	6- 3				
5- 11	0- 0	0- 0	AWAY	0- 0	0- 2	5- 2				
0- 0	0- 0	0- 0	NEUTRAL	0- 0	0- 0	0- 0				
0- 9	0- 2	0- 1	NON-CONFERENCE	0- 1	0- 3	0- 2				
0- 0	0- 0	0- 0	HOME	0- 0	0- 0	0- 0				
0- 9	0- 2	0- 1	AWAY	0- 1	0- 3	0- 2				
0- 0	0- 0	0- 0	NEUTRAL	0- 0	0- 0	0- 0				
11- 5	0- 0	0- 0	CONFERENCE	0- 0	0- 0	11- 5				
6- 3	0- 0	0- 0	HOME	0- 0	0- 0	6- 3				
5- 2	0- 0	0- 0	AWAY	0- 0	0- 0	5- 2				
0- 0	0- 0	0- 0	NEUTRAL	0- 0	0- 0	0- 0				

RPI 1-25				RPI 26-50				RPI 51-100				RPI 101+ Team's RPI: 216			
RPI	S	Opponent	Score	RPI	S	Opponent	Score	RPI	S	Opponent	Score	RPI	S	Opponent	Score
5	A	Mississippi St.	47 90	37	A	LSU	40 93	52	A	Georgia Tech	48 70	112	A	North Carolina	54 84
24	A	Ohio St.	61 118									114	A	Troy	66 95
												127	A	Southern Miss.	43 70
												198	H	Grambling	45 60
												203	A	Texas Southern	48 52
												203	H	Texas Southern	50 55
												226	A	Southern U.	53 59
												226	H	Southern U.	75 70
												236	A	Samford	49 63
												277	A	Ark.-Pine Bluff	74 62
												277	H	Ark.-Pine Bluff	51 52
												283	A	Prairie View	75 61
												283	H	Prairie View	74 61
												299	A	Savannah St.	39 54
												303	A	Alcorn	62 56
												303	H	Alcorn	72 54
												316	A	Mississippi Val.	79 73
												316	H	Mississippi Val.	71 57
												334	H	Jackson St.	73 64
												349	A	Alabama A&M	52 37
												349	H	Alabama A&M	62 35
LAST 12 Division I GAMES:															
283	H	Prairie View	74 61	277	H	Ark.-Pine Bluff	51 52								
203	H	Texas Southern	50 55	283	A	Prairie View	75 61								
226	A	Southern U.	53 59	203	A	Texas Southern	48 52								
303	A	Alcorn	62 56	226	H	Southern U.	75 70								
349	H	Alabama A&M	62 35	303	H	Alcorn	72 54								
316	H	Mississippi Val.	71 57	349	A	Alabama A&M	52 37								

Non-Div I Games: Mobile 84 45

Alabama St.

■ Loss, 
 ■ Non-Conf, 
 ■ S Site, 
 ■ Home 
 ■ A Away 
 N Neutral

Average RPI Win:	224	WON-LOST	WINNING	LAST 10	STRENGTH OF	OPP. STRENGTH	TEAM	ADJ.	CONF.	ADJ CONF.
Average RPI Loss:	130	RECORD	PCT. RANK	GAMES	SCHEDULE	OF SCHEDULE	RPI	RPI	RPI	RPI
DIV. I ONLY	17- 11	113	9- 1	179	185	126	126	22	22	
DIV. I NON-CONF.	5- 7	205	0- 0	149	116	176	176	22	22	
TOTALS	RPI 1-25	RPI 26-50	W-L RECORDS	RPI 51-100	RPI 101-150	RPI 150+				
17- 11	0- 2	0- 0	OVERALL	1- 2	1- 3	15- 4				
11- 1	0- 0	0- 0	HOME	1- 0	1- 0	9- 1				
6- 9	0- 1	0- 0	AWAY	0- 2	0- 3	6- 3				
0- 1	0- 1	0- 0	NEUTRAL	0- 0	0- 0	0- 0				
5- 7	0- 2	0- 0	NON-CONFERENCE	0- 1	0- 2	5- 2				
4- 0	0- 0	0- 0	HOME	0- 0	0- 0	4- 0				
1- 6	0- 1	0- 0	AWAY	0- 1	0- 2	1- 2				
0- 1	0- 1	0- 0	NEUTRAL	0- 0	0- 0	0- 0				
12- 4	0- 0	0- 0	CONFERENCE	1- 1	1- 1	10- 2				
7- 1	0- 0	0- 0	HOME	1- 0	1- 0	5- 1				
5- 3	0- 0	0- 0	AWAY	0- 1	0- 1	5- 1				
0- 0	0- 0	0- 0	NEUTRAL	0- 0	0- 0	0- 0				

RPI 1-25				RPI 26-50				RPI 51-100				RPI 101+ Team's RPI: 126			
RPI	S	Opponent	Score	RPI	S	Opponent	Score	RPI	S	Opponent	Score	RPI	S	Opponent	Score
14	A	Kentucky	46 70					66	A	New Hampshire	58 71	119	A	Fordham	82 89
18	N	Miami (FL)	53 77					66	H	New Hampshire	64 55	132	A	Yale	53 64
								73	A	St. John's (NY)	36 54	138	A	Maine	71 84
												138	H	Maine	64 60
												159	H	Army West Point	65 59
												168	H	Fairfield	59 45
												169	H	Siena	88 86
												188	A	Hartford	58 52
												188	H	Hartford	82 71
												205	A	UMBC	60 63
												205	H	UMBC	56 64
												207	A	Binghamton	67 61
												207	H	Binghamton	80 63
												220	H	Boston U.	69 54
												225	A	Dartmouth	61 69
												240	A	St. Bonaventure	59 67
												262	A	Stony Brook	75 57
												262	H	Stony Brook	64 54
												271	A	Vermont	67 52
												271	H	Vermont	64 53
												343	A	Wagner	75 50
												344	A	UMass Lowell	79 60
												344	H	UMass Lowell	93 69
LAST 12 Division I GAMES:															
				188	A	Hartford	58 52					262	A	Stony Brook	75 57
				271	A	Vermont	67 52					344	A	UMass Lowell	79 60
				138	H	Maine	64 60					188	H	Hartford	82 71
				205	A	UMBC	60 63					271	H	Vermont	64 53
				207	H	Binghamton	80 63					138	A	Maine	71 84
				66	H	New Hampshire	64 55					207	A	Binghamton	67 61

Non-Div I Games: Post 85 61

Albany (NY)

■ Loss, 
 ■ Non-Conf, 
 ■ S Site, 
 ■ Home 
 ■ A Away 
 N Neutral



Average RPI Win: 309		WON-LOST	WINNING	LAST 10	STRENGTH OF	OPP. STRENGTH	TEAM	ADJ.	CONF.	ADJ CONF.
Average RPI Loss: 183		RECORD	PCT. RANK	GAMES	SCHEDULE	OF SCHEDULE	RPI	RPI	RPI	RPI
DIV. I ONLY		9- 18	260	3- 5	304	325	303	303	30	30
DIV. I NON-CONF.		0- 11	335	0- 1	118	233	324	324	30	30
TOTALS		RPI 1-25	RPI 26-50	W-L RECORDS	RPI 51-100	RPI 101-150	RPI 150+			
9- 18	0- 0		0- 0	OVERALL	0- 0	0- 7	9- 11			
6- 5	0- 0		0- 0	HOME	0- 0	0- 1	6- 4			
3- 12	0- 0		0- 0	AWAY	0- 0	0- 2	3- 3			
0- 1	0- 0		0- 0	NEUTRAL	0- 0	0- 0	0- 1			
0- 11	0- 0		0- 0	NON-CONFERENCE	0- 0	0- 7	0- 4			
0- 2	0- 0		0- 0	HOME	0- 0	0- 1	0- 1			
0- 8	0- 0		0- 0	AWAY	0- 0	0- 6	0- 2			
0- 1	0- 0		0- 0	NEUTRAL	0- 0	0- 0	0- 1			
9- 7	0- 0		0- 0	CONFERENCE	0- 0	0- 0	9- 7			
6- 3	0- 0		0- 0	HOME	0- 0	0- 0	6- 3			
3- 4	0- 0		0- 0	AWAY	0- 0	0- 0	3- 4			
0- 0	0- 0		0- 0	NEUTRAL	0- 0	0- 0	0- 0			

[illegible]

Non-Div I Games:

Alcorn

Loss, Non-Conf, S Site, H Home A Away N Neutral

RPI	S	Opponent	Score
349	H	Alabama A&M	71 42

Alcorn

A  
l  
c  
o  
r  
n

A  
l  
c  
o  
r  
n

Average RPI Win: <b>234</b>	WON-LOST	WINNING	LAST 10	STRENGTH OF	OPP. STRENGTH	TEAM	ADJ.	CONF.	ADJ CONF.
Average RPI Loss: <b>165</b>	RECORD	PCT. RANK	GAMES	SCHEDULE	OF SCHEDULE	RPI	RPI	RPI	RPI
DIV. I ONLY	<b>14- 15</b>	<b>179</b>	<b>6- 4</b>	<b>176</b>	<b>256</b>	<b>191</b>	<b>191</b>	<b>23</b>	<b>23</b>
DIV. I NON-CONF.	<b>3- 8</b>	<b>262</b>	<b>0- 0</b>	<b>105</b>	<b>191</b>	<b>226</b>	<b>226</b>	<b>25</b>	<b>25</b>
TOTALS	RPI 1-25	RPI 26-50	W-L RECORDS	RPI 51-100	RPI 101-150	RPI 150+			
14- 15	0- 0	1- 1	OVERALL	1- 2	1- 4	11- 8			
9- 4	0- 0	1- 0	HOME	1- 0	1- 2	6- 2			
5- 9	0- 0	0- 1	AWAY	0- 2	0- 0	5- 5			
0- 2	0- 0	0- 0	NEUTRAL	0- 0	0- 1	0- 1			
3- 8	0- 0	1- 1	NON-CONFERENCE	0- 1	0- 3	2- 3			
2- 2	0- 0	1- 0	HOME	0- 0	0- 2	1- 0			
1- 4	0- 0	0- 1	AWAY	0- 1	0- 0	1- 2			
0- 2	0- 0	0- 0	NEUTRAL	0- 0	0- 1	0- 1			
11- 7	0- 0	0- 0	CONFERENCE	1- 1	1- 1	9- 5			
7- 2	0- 0	0- 0	HOME	1- 0	1- 0	5- 2			
4- 5	0- 0	0- 0	AWAY	0- 1	0- 1	4- 3			
0- 0	0- 0	0- 0	NEUTRAL	0- 0	0- 0	0- 0			

RPI S	Opponent	Score	RPI S	Opponent	Score	RPI S	Opponent	Score	RPI S	Opponent	Score	Team's RPI: 191
39	A Michigan	33 82	70	A Bucknell	67 73	129	H William & Mary	34 48				
47	H George Washington	66 61	70	H Bucknell	59 47	130	A Navy	44 60				
			71	A Penn St.	65 70	130	H Navy	50 48				
						132	H Delaware	55 56				
						140	N VCU	62 68				
						159	A Army West Point	51 53				
						159	H Army West Point	57 68				
						165	A La Salle	59 63				
						189	A Hofstra	67 72				
						205	H UMBC	70 53				
						220	A Boston U.	62 71				
						220	H Boston U.	73 62				
						258	N Georgia St.	58 59				
						270	A Loyola Maryland	60 45				
						270	H Loyola Maryland	66 59				
						274	A Colgate	73 62				
						274	H Colgate	68 57				
						293	A Lehigh	70 58				
						293	H Lehigh	68 51				
						308	A Holy Cross	46 51				
						308	H Holy Cross	60 61				
						310	A Lafayette	76 52				
						310	H Lafayette	75 45				
						311	A Youngstown St.	77 64				
LAST 12 Division I GAMES:												
130	A Navy	44 60	220	A Boston U.	62 71							
270	H Loyola Maryland	66 59	293	A Lehigh	70 58							
130	H Navy	50 48	70	H Bucknell	59 47							
308	A Holy Cross	46 51	274	A Colgate	73 62							
310	H Lafayette	75 45	308	H Holy Cross	60 61							
159	H Army West Point	57 68	310	A Lafayette	76 52							

Non-Div I Games:

American

■ Loss, 
 ■ Non-Conf, 
 ■ S Site, 
 ■ H Home 
 ■ A Away 
 N Neutral

## Appalachian St.

Through Games Of March 1, 2017

Average RPI Win:	262	WON-LOST	WINNING	LAST 10	STRENGTH OF	OPP. STRENGTH	TEAM	ADJ.	CONF.	ADJ CONF.
Average RPI Loss:	137	RECORD	PCT. RANK	GAMES	SCHEDULE	OF SCHEDULE	RPI	RPI	RPI	RPI
DIV. I ONLY	11- 17	234	3- 7	164	227	214	214	21	21	
DIV. I NON-CONF.	5- 6	186	0- 0	151	204	166	166	19	19	
TOTALS	RPI 1-25	RPI 26-50	W-L RECORDS	RPI 51-100	RPI 101-150	RPI 150+				
11- 17	0- 2	0- 2	OVERALL	0- 3	1- 3	10- 7				
5- 7	0- 0	0- 1	HOME	0- 1	0- 2	5- 3				
5- 10	0- 2	0- 1	AWAY	0- 2	1- 1	4- 4				
1- 0	0- 0	0- 0	NEUTRAL	0- 0	0- 0	1- 0				
5- 6	0- 2	0- 0	NON-CONFERENCE	0- 1	0- 1	5- 2				
2- 2	0- 0	0- 0	HOME	0- 0	0- 1	2- 1				
2- 4	0- 2	0- 0	AWAY	0- 1	0- 0	2- 1				
1- 0	0- 0	0- 0	NEUTRAL	0- 0	0- 0	1- 0				
6- 11	0- 0	0- 2	CONFERENCE	0- 2	1- 2	5- 5				
3- 5	0- 0	0- 1	HOME	0- 1	0- 1	3- 2				
3- 6	0- 0	0- 1	AWAY	0- 1	1- 1	2- 3				
0- 0	0- 0	0- 0	NEUTRAL	0- 0	0- 0	0- 0				

RPI 1-25				RPI 26-50				RPI 51-100				RPI 101+ Team's RPI: 214			
RPI	S	Opponent	Score	RPI	S	Opponent	Score	RPI	S	Opponent	Score	RPI	S	Opponent	Score
15	A	Tennessee	66 92	49	A	Little Rock	55 67	52	A	Georgia Tech	52 81	114	A	Troy	77 86
16	A	DePaul	58 99	49	H	Little Rock	69 77	94	A	UT Arlington	63 74	123	H	Radford	54 57
								94	H	UT Arlington	62 73	147	A	Texas St.	66 64
												147	H	Texas St.	37 53
												157	H	Louisiana	58 68
												199	A	ETSU	71 68
												206	H	Col. of Charleston	62 65
												227	A	Ga. Southern	50 53
												227	H	Ga. Southern	73 48
												230	A	Richmond	46 55
												235	H	UNC Asheville	81 51
												242	A	South Ala.	41 54
												246	A	Liberty	66 57
												257	A	Coastal Caro.	55 60
												258	A	Georgia St.	67 63
												258	H	Georgia St.	55 59
												281	H	N.C. A&T	71 58
												313	N	Gardner-Webb	72 67
												321	A	Arkansas St.	81 72
												321	H	Arkansas St.	76 50
												335	H	La.-Monroe	79 61
LAST 12 Division I GAMES:															
335	H	La.-Monroe	79 61	321	A	Arkansas St.	81 72								
157	H	Louisiana	58 68	49	A	Little Rock	55 67								
242	A	South Ala.	41 54	94	H	UT Arlington	62 73								
114	A	Troy	77 86	147	H	Texas St.	37 53								
258	H	Georgia St.	55 59	227	A	Ga. Southern	50 53								
227	H	Ga. Southern	73 48	258	A	Georgia St.	67 63								

Non-Div I Games:

Appalachian St.

■ Loss, 
■ Non-Conf, S Site, 
■ Home 
■ Away 
N Neutral

# Arizona

Through Games Of March 1, 2017

Average RPI Win:	179	WON-LOST	WINNING	LAST 10	STRENGTH OF	OPP. STRENGTH	TEAM	ADJ.	CONF.	ADJ CONF.
Average RPI Loss:	51	RECORD	PCT. RANK	GAMES	SCHEDULE	OF SCHEDULE	RPI	RPI	RPI	RPI
DIV. I ONLY	14- 15	179	3- 7	58	37	122	122	1	1	
DIV. I NON-CONF.	9- 2	37	0- 0	308	306	128	128	1	1	
TOTALS	RPI 1-25	RPI 26-50	W-L RECORDS	RPI 51-100	RPI 101-150	RPI 150+				
14- 15	0- 7	1- 2	OVERALL	2- 4	3- 0	8- 2				
9- 7	0- 4	1- 1	HOME	1- 1	1- 0	6- 1				
5- 8	0- 3	0- 1	AWAY	1- 3	2- 0	2- 1				
0- 0	0- 0	0- 0	NEUTRAL	0- 0	0- 0	0- 0				
9- 2	0- 0	0- 0	NON-CONFERENCE	0- 0	1- 0	8- 2				
6- 1	0- 0	0- 0	HOME	0- 0	0- 0	6- 1				
3- 1	0- 0	0- 0	AWAY	0- 0	1- 0	2- 1				
0- 0	0- 0	0- 0	NEUTRAL	0- 0	0- 0	0- 0				
5- 13	0- 7	1- 2	CONFERENCE	2- 4	2- 0	0- 0				
3- 6	0- 4	1- 1	HOME	1- 1	1- 0	0- 0				
2- 7	0- 3	0- 1	AWAY	1- 3	1- 0	0- 0				
0- 0	0- 0	0- 0	NEUTRAL	0- 0	0- 0	0- 0				

RPI S	Opponent	Score	RPI S	Opponent	Score	RPI S	Opponent	Score	RPI S	Opponent	Score	Team's RPI: 122
6	H Oregon St.	57 65	31	A Arizona St.	54 67	55	A California	60 71	107	A Washington St.	70 62	
7	A Washington	55 91	31	H Arizona St.	62 58	55	H California	64 74	107	H Washington St.	56 55	
7	H Washington	73 90	42	H Oregon	65 79	65	A Utah	81 70	146	A New Mexico St.	74 63	
8	A Stanford	46 73				81	A Southern California	54 58	170	A Kansas	51 75	
8	H Stanford	55 77				81	H Southern California	67 62	181	H North Texas	58 62	
10	A UCLA	49 69				87	A Colorado	56 65	187	H Utah St.	61 57	
10	H UCLA	56 79							193	A George Mason	81 70	
									198	H Grambling	73 46	
									217	H San Diego	76 59	
									245	H Portland St.	75 52	
									284	A Southern Utah	77 65	
									303	H Alcorn	74 59	
									336	H Fla. Atlantic	77 67	
LAST 12 Division I GAMES:												
81	H Southern California	67 62	6	H Oregon St.	57 65							
10	H UCLA	56 79	42	H Oregon	65 79							
31	A Arizona St.	54 67	10	A UCLA	49 69							
31	H Arizona St.	62 58	81	A Southern California	54 58							
107	A Washington St.	70 62	55	A California	60 71							
7	A Washington	55 91	8	A Stanford	46 73							

Non-Div I Games:

Arizona

Loss, Non-Conf, S Site, H Home A Away N Neutral

Average RPI Win:	120	WON-LOST	WINNING	LAST 10	STRENGTH OF	OPP. STRENGTH	TEAM	ADJ.	CONF.	ADJ CONF.
Average RPI Loss:	29	RECORD	PCT. RANK	GAMES	SCHEDULE	OF SCHEDULE	RPI	RPI	RPI	RPI
DIV. I ONLY	18- 11	106	4- 6	18	3	31	31	1	1	
DIV. I NON-CONF.	9- 2	37	0- 0	83	50	29	29	1	1	
TOTALS	RPI 1-25	RPI 26-50	W-L RECORDS	RPI 51-100	RPI 101-150	RPI 150+				
18- 11	1- 8	1- 1	OVERALL	8- 1	3- 1	5- 0				
11- 4	0- 4	1- 0	HOME	3- 0	2- 0	5- 0				
6- 6	1- 3	0- 1	AWAY	4- 1	1- 1	0- 0				
1- 1	0- 1	0- 0	NEUTRAL	1- 0	0- 0	0- 0				
9- 2	1- 1	0- 1	NON-CONFERENCE	3- 0	0- 0	5- 0				
6- 0	0- 0	0- 0	HOME	1- 0	0- 0	5- 0				
2- 1	1- 0	0- 1	AWAY	1- 0	0- 0	0- 0				
1- 1	0- 1	0- 0	NEUTRAL	1- 0	0- 0	0- 0				
9- 9	0- 7	1- 0	CONFERENCE	5- 1	3- 1	0- 0				
5- 4	0- 4	1- 0	HOME	2- 0	2- 0	0- 0				
4- 5	0- 3	0- 0	AWAY	3- 1	1- 1	0- 0				
0- 0	0- 0	0- 0	NEUTRAL	0- 0	0- 0	0- 0				

RPI S	Opponent	Score	RPI S	Opponent	Score	RPI S	Opponent	Score	RPI S	Opponent	Score
6	H Oregon St.	45 54	36	A Marquette	63 75	55	A California	54 45	107	A Washington St.	61 58
7	A Washington	57 70	42	H Oregon	68 63	55	H California	72 62	107	H Washington St.	68 49
7	H Washington	54 65				65	A Utah	66 44	122	A Arizona	58 62
8	A Stanford	56 66				73	N St. John's (NY)	54 41	122	H Arizona	67 54
8	H Stanford	57 64				75	A Middle Tenn.	69 48	151	H Oral Roberts	79 52
10	A UCLA	60 69				78	H Florida	69 63	208	H San Jose St.	82 37
10	H UCLA	52 55				81	A Southern California	50 65	220	H Boston U.	71 42
14	A Kentucky	73 71				81	H Southern California	69 62	308	H Holy Cross	63 33
21	N Maryland	42 83				87	A Colorado	71 52	312	H Illinois St.	76 40
LAST 12 Division I GAMES:											
10	H UCLA	52 55	42	H Oregon	68 63						
81	H Southern California	69 62	6	H Oregon St.	45 54						
122	H Arizona	67 54	81	A Southern California	50 65						
122	A Arizona	58 62	10	A UCLA	60 69						
7	A Washington	57 70	8	A Stanford	56 66						
107	A Washington St.	61 58	55	A California	54 45						

Non-Div I Games:

Arizona St.

Loss, Non-Conf, S Site, H Home A Away N Neutral

Average RPI Win:	280	WON-LOST	WINNING	LAST 10	STRENGTH OF	OPP. STRENGTH	TEAM	ADJ.	CONF.	ADJ CONF.
Average RPI Loss:	201	RECORD	PCT. RANK	GAMES	SCHEDULE	OF SCHEDULE	RPI	RPI	RPI	RPI
DIV. I ONLY	10- 16	240	6- 4	294	334	277	277	30	30	
DIV. I NON-CONF.	1- 8	314	0- 0	94	201	271	271	30	30	
TOTALS	RPI 1-25	RPI 26-50	W-L RECORDS	RPI 51-100	RPI 101-150	RPI 150+				
10- 16	0- 1	0- 1	OVERALL	0- 0	0- 1	10- 13				
5- 5	0- 0	0- 0	HOME	0- 0	0- 0	5- 5				
4- 10	0- 1	0- 1	AWAY	0- 0	0- 1	4- 7				
1- 1	0- 0	0- 0	NEUTRAL	0- 0	0- 0	1- 1				
1- 8	0- 1	0- 1	NON-CONFERENCE	0- 0	0- 1	1- 5				
0- 1	0- 0	0- 0	HOME	0- 0	0- 0	0- 1				
0- 6	0- 1	0- 1	AWAY	0- 0	0- 1	0- 3				
1- 1	0- 0	0- 0	NEUTRAL	0- 0	0- 0	1- 1				
9- 8	0- 0	0- 0	CONFERENCE	0- 0	0- 0	9- 8				
5- 4	0- 0	0- 0	HOME	0- 0	0- 0	5- 4				
4- 4	0- 0	0- 0	AWAY	0- 0	0- 0	4- 4				
0- 0	0- 0	0- 0	NEUTRAL	0- 0	0- 0	0- 0				

RPI 1-25				RPI 26-50				RPI 51-100				RPI 101+ Team's RPI: 277			
RPI	S	Opponent	Score	RPI	S	Opponent	Score	RPI	S	Opponent	Score	RPI	S	Opponent	Score
6	A	Oregon St.	40 73	32	A	South Dakota St.	45 103					115	A	Ball St.	60 88
												164	A	Cincinnati	42 72
												183	N	Campbell	31 51
												190	A	Xavier	41 62
												198	A	Grambling	54 56
												198	H	Grambling	58 68
												201	A	Illinois	58 70
												203	A	Texas Southern	71 60
												203	H	Texas Southern	49 45
												216	A	Alabama St.	52 51
												216	H	Alabama St.	62 74
												226	A	Southern U.	50 67
												226	H	Southern U.	63 59
												253	H	Austin Peay	55 69
												283	A	Prairie View	57 62
												283	H	Prairie View	64 47
												303	A	Alcorn	48 70
												303	H	Alcorn	61 56
												316	H	Mississippi Val.	63 73
												333	N	Morgan St.	53 44
												334	A	Jackson St.	78 71
												334	H	Jackson St.	56 80
												349	A	Alabama A&M	65 55
												349	H	Alabama A&M	61 57
LAST 12 Division I GAMES:															
334	H	Jackson St.	56 80	349	A	Alabama A&M	65 55								
198	H	Grambling	58 68	216	A	Alabama St.	52 51								
283	A	Prairie View	57 62	334	A	Jackson St.	78 71								
203	A	Texas Southern	71 60	198	A	Grambling	54 56								
303	H	Alcorn	61 56	283	H	Prairie View	64 47								
226	H	Southern U.	63 59	203	H	Texas Southern	49 45								

Non-Div I Games: Philander Smith 88 65 Tougaloo 71 60

Ark.-Pine Bluff

■ Loss, 
■ Non-Conf, 
■ S Site, 
■ Home 
■ A Away 
N Neutral

## Arkansas

Through Games Of March 1, 2017

Average RPI Win:	193	WON-LOST	WINNING	LAST 10	STRENGTH OF	OPP. STRENGTH	TEAM	ADJ.	CONF.	ADJ CONF.
Average RPI Loss:	58	RECORD	PCT. RANK	GAMES	SCHEDULE	OF SCHEDULE	RPI	RPI	RPI	RPI
DIV. I ONLY	13- 17	213	0- 10	84	44	167	167	2	2	
DIV. I NON-CONF.	11- 2	23	0- 0	288	229	97	97	2	2	
TOTALS	RPI 1-25	RPI 26-50	W-L RECORDS	RPI 51-100	RPI 101-150	RPI 150+				
13- 17	0- 7	0- 3	OVERALL	2- 3	6- 2	5- 2				
9- 8	0- 4	0- 2	HOME	2- 1	2- 0	5- 1				
2- 8	0- 3	0- 1	AWAY	0- 1	2- 2	0- 1				
2- 1	0- 0	0- 0	NEUTRAL	0- 1	2- 0	0- 0				
11- 2	0- 0	0- 0	NON-CONFERENCE	2- 0	4- 0	5- 2				
8- 1	0- 0	0- 0	HOME	2- 0	1- 0	5- 1				
1- 1	0- 0	0- 0	AWAY	0- 0	1- 0	0- 1				
2- 0	0- 0	0- 0	NEUTRAL	0- 0	2- 0	0- 0				
2- 15	0- 7	0- 3	CONFERENCE	0- 3	2- 2	0- 0				
1- 7	0- 4	0- 2	HOME	0- 1	1- 0	0- 0				
1- 7	0- 3	0- 1	AWAY	0- 1	1- 2	0- 0				
0- 1	0- 0	0- 0	NEUTRAL	0- 1	0- 0	0- 0				

RPI S	Opponent	Score	RPI S	Opponent	Score	RPI S	Opponent	Score	RPI S	Opponent	Score	Team's RPI: 167
3	H South Carolina	49 79	37	A LSU	46 53	61	H South Dakota	70 67	102	H Texas Tech	66 60	
5	H Mississippi St.	51 59	37	H LSU	52 53	78	A Florida	53 57	103	A Vanderbilt	64 66	
14	H Kentucky	62 69	38	H Auburn	64 70	78	N Florida	61 71	103	H Vanderbilt	59 56	
15	A Tennessee	46 59				90	H Georgia	66 69	113	A Ole Miss	64 73	
20	A Missouri	56 67				99	H Stetson	79 62	130	N Navy	70 67	
20	H Missouri	46 60							131	A Alabama	68 50	
25	A Texas A&M	65 90							144	N Memphis	91 61	
									148	A Tulsa	57 50	
									151	H Oral Roberts	60 70	
									161	A Missouri St.	62 64	
									266	H Butler	68 50	
									307	H Northwestern St.	65 36	
									335	H La.-Monroe	92 46	
									337	H Sam Houston St.	71 39	
									341	H Houston Baptist	101 40	
LAST 12 Division I GAMES:												
78	N Florida	61 71	78	A Florida	53 57							
38	H Auburn	64 70	3	H South Carolina	49 79							
103	A Vanderbilt	64 66	90	H Georgia	66 69							
15	A Tennessee	46 59	37	A LSU	46 53							
14	H Kentucky	62 69	20	H Missouri	46 60							
20	A Missouri	56 67	103	H Vanderbilt	59 56							

Non-Div I Games:

Arkansas

■ Loss, 
 ■ Non-Conf, S Site, 
 ■ Home 
 ■ Away 
 N Neutral



Average RPI Win:	253	WON-LOST	WINNING	LAST 10	STRENGTH OF	OPP. STRENGTH	TEAM	ADJ.	CONF.	ADJ CONF.
Average RPI Loss:	160	RECORD	PCT. RANK	GAMES	SCHEDULE	OF SCHEDULE	RPI	RPI	RPI	RPI
DIV. I ONLY	6- 22	316	2- 8	256	158	321	321	21	21	
DIV. I NON-CONF.	2- 10	305	0- 0	243	53	312	312	19	19	
TOTALS	RPI 1-25	RPI 26-50	W-L RECORDS	RPI 51-100	RPI 101-150	RPI 150+				
6- 22	0- 0	0- 4	OVERALL	0- 4	1- 2	5- 12				
5- 7	0- 0	0- 2	HOME	0- 1	1- 1	4- 3				
0- 13	0- 0	0- 2	AWAY	0- 2	0- 1	0- 8				
1- 2	0- 0	0- 0	NEUTRAL	0- 1	0- 0	1- 1				
2- 10	0- 0	0- 2	NON-CONFERENCE	0- 3	1- 0	1- 5				
1- 2	0- 0	0- 1	HOME	0- 1	1- 0	0- 0				
0- 6	0- 0	0- 1	AWAY	0- 1	0- 0	0- 4				
1- 2	0- 0	0- 0	NEUTRAL	0- 1	0- 0	1- 1				
4- 12	0- 0	0- 2	CONFERENCE	0- 1	0- 2	4- 7				
4- 5	0- 0	0- 1	HOME	0- 0	0- 1	4- 3				
0- 7	0- 0	0- 1	AWAY	0- 1	0- 1	0- 4				
0- 0	0- 0	0- 0	NEUTRAL	0- 0	0- 0	0- 0				

RPI S	Opponent	Score	RPI S	Opponent	Score	RPI S	Opponent	Score	RPI S	Opponent	Score	Team's RPI: 321
34	H South Fla.	59 78	55	N California	55 80	114	H Troy	75 83				
49	A Little Rock	59 73	67	A Oklahoma St.	34 76	147	A Texas St.	43 63				
49	H Little Rock	35 60	78	H Florida	60 71	148	H Tulsa	83 80				
50	A Iowa St.	53 105	94	A UT Arlington	58 69	157	A Louisiana	60 72				
						157	H Louisiana	72 80				
						196	A Wichita St.	51 69				
						214	A Appalachian St.	50 76				
						214	H Appalachian St.	72 81				
						227	H Ga. Southern	76 84				
						234	A UT Martin	63 68				
						242	H South Ala.	56 53				
						251	A Tennessee St.	66 76				
						253	A Austin Peay	55 62				
						257	A Coastal Caro.	55 57				
						257	H Coastal Caro.	60 52				
						258	H Georgia St.	59 57				
						276	N Kennesaw St.	70 67				
						285	N Northern Ky.	78 83				
						335	A La.-Monroe	51 59				
						335	H La.-Monroe	71 56				
LAST 12 Division I GAMES:												
227	H Ga. Southern	76 84	257	H Coastal Caro.	60 52							
258	H Georgia St.	59 57	335	A La.-Monroe	51 59							
49	H Little Rock	35 60	157	A Louisiana	60 72							
94	A UT Arlington	58 69	114	H Troy	75 83							
147	A Texas St.	43 63	242	H South Ala.	56 53							
214	H Appalachian St.	72 81	49	A Little Rock	59 73							

Non-Div I Games:

Arkansas St.

■ Loss, 
■ Non-Conf, 
■ S Site, 
■ H Home 
■ A Away 
N Neutral

Army West Point

Through Games Of March 1, 2017

Average RPI Win:	270	WON-LOST	WINNING	LAST 10	STRENGTH OF	OPP. STRENGTH	TEAM	ADJ.	CONF.	ADJ CONF.
Average RPI Loss:	137	RECORD	PCT. RANK	GAMES	SCHEDULE	OF SCHEDULE	RPI	RPI	RPI	RPI
DIV. I ONLY	20- 8	61	7- 3	327	260	159	159	23	23	
DIV. I NON-CONF.	8- 2	49	0- 0	340	275	153	153	25	25	
TOTALS	RPI 1-25	RPI 26-50	W-L RECORDS	RPI 51-100	RPI 101-150	RPI 150+				
20- 8	0- 0	0- 0	OVERALL	0- 3	2- 3	18- 2				
11- 3	0- 0	0- 0	HOME	0- 1	1- 1	10- 1				
9- 5	0- 0	0- 0	AWAY	0- 2	1- 2	8- 1				
0- 0	0- 0	0- 0	NEUTRAL	0- 0	0- 0	0- 0				
8- 2	0- 0	0- 0	NON-CONFERENCE	0- 1	2- 1	6- 0				
5- 0	0- 0	0- 0	HOME	0- 0	1- 0	4- 0				
3- 2	0- 0	0- 0	AWAY	0- 1	1- 1	2- 0				
0- 0	0- 0	0- 0	NEUTRAL	0- 0	0- 0	0- 0				
12- 6	0- 0	0- 0	CONFERENCE	0- 2	0- 2	12- 2				
6- 3	0- 0	0- 0	HOME	0- 1	0- 1	6- 1				
6- 3	0- 0	0- 0	AWAY	0- 1	0- 1	6- 1				
0- 0	0- 0	0- 0	NEUTRAL	0- 0	0- 0	0- 0				

RPI S	Opponent	Score	RPI S	Opponent	Score	RPI S	Opponent	Score	RPI S	Opponent	Score	Team's RPI: 159
70	A Bucknell	62 68				126	A Albany (NY)	59 65				
70	H Bucknell	56 60				130	A Navy	62 67				
80	A Minnesota	52 70				130	H Navy	58 63				
						132	A Delaware	61 47				
						132	H Yale	59 55				
						191	A American	68 57				
						191	H American	53 51				
						220	A Boston U.	64 52				
						220	H Boston U.	62 66				
						225	A Dartmouth	68 60				
						270	A Loyola Maryland	62 71				
						270	H Loyola Maryland	67 48				
						274	A Colgate	76 69				
						274	H Colgate	57 47				
						293	A Lehigh	75 71				
						293	H Lehigh	70 52				
						308	A Holy Cross	67 59				
						308	H Holy Cross	60 41				
						310	A Lafayette	63 55				
						310	H Lafayette	76 73				
						324	H Air Force	75 47				
						325	H St. Francis Brooklyn	69 46				
						332	A LIU Brooklyn	68 47				
						339	H Fairleigh Dickinson	86 58				
						343	H Wagner	85 40				
LAST 12 Division I GAMES:												
220	H Boston U.	62 66	274	H Colgate	57 47							
293	H Lehigh	70 52	270	H Loyola Maryland	67 48							
220	A Boston U.	64 52	310	A Lafayette	63 55							
130	A Navy	62 67	70	A Bucknell	62 68							
308	H Holy Cross	60 41	130	H Navy	58 63							
191	A American	68 57	308	A Holy Cross	67 59							

Non-Div I Games: Mercy 90 48

Army West Point

Loss, Non-Conf, S Site, H Home A Away N Neutral

Average RPI Win: <b>126</b>	WON-LOST	WINNING	LAST 10	STRENGTH OF	OPP. STRENGTH	TEAM	ADJ.	CONF.	ADJ CONF.
Average RPI Loss: <b>50</b>	RECORD	PCT. RANK	GAMES	SCHEDULE	OF SCHEDULE	RPI	RPI	RPI	RPI
DIV. I ONLY	<b>17- 13</b>	<b>133</b>	<b>3- 7</b>	<b>10</b>	<b>43</b>	<b>38</b>	<b>38</b>	<b>2</b>	<b>2</b>
DIV. I NON-CONF.	<b>10- 4</b>	<b>80</b>	<b>0- 0</b>	<b>35</b>	<b>107</b>	<b>37</b>	<b>37</b>	<b>2</b>	<b>2</b>
TOTALS	RPI 1-25	RPI 26-50	W-L RECORDS	RPI 51-100	RPI 101-150	RPI 150+			
17- 13	1- 7	3- 0	OVERALL	2- 4	6- 2	5- 0			
7- 6	1- 3	2- 0	HOME	1- 2	2- 1	1- 0			
7- 6	0- 4	0- 0	AWAY	1- 1	3- 1	3- 0			
3- 1	0- 0	1- 0	NEUTRAL	0- 1	1- 0	1- 0			
10- 4	0- 1	2- 0	NON-CONFERENCE	1- 3	3- 0	4- 0			
4- 1	0- 0	1- 0	HOME	1- 1	1- 0	1- 0			
3- 2	0- 1	0- 0	AWAY	0- 1	1- 0	2- 0			
3- 1	0- 0	1- 0	NEUTRAL	0- 1	1- 0	1- 0			
7- 9	1- 6	1- 0	CONFERENCE	1- 1	3- 2	1- 0			
3- 5	1- 3	1- 0	HOME	0- 1	1- 1	0- 0			
4- 4	0- 3	0- 0	AWAY	1- 0	2- 1	1- 0			
0- 0	0- 0	0- 0	NEUTRAL	0- 0	0- 0	0- 0			

RPI	S	Opponent	Score	RPI	S	Opponent	Score	Team's RPI: 38	RPI	S	Opponent	Score	RPI	S	Opponent	Score
3	A	South Carolina	41 <b>60</b>	28	N	Drake	85 80		62	N	West Virginia	52 <b>56</b>	103	A	Vanderbilt	64 59
3	H	South Carolina	47 <b>73</b>	37	H	LSU	54 49		63	A	Tulane	59 <b>61</b>	113	A	Ole Miss	59 <b>63</b>
5	H	Mississippi St.	47 <b>77</b>	45	H	Indiana	71 67		78	A	Florida	82 75	113	H	Ole Miss	83 60
14	H	Kentucky	60 <b>64</b>						90	H	Georgia	51 <b>57</b>	114	H	Troy	61 52
15	H	Tennessee	79 61						95	H	Jacksonville	53 41	115	N	Ball St.	54 40
20	A	Missouri	53 <b>68</b>						98	H	Virginia Tech	87 <b>92</b>	131	A	Alabama	66 55
23	A	Kansas St.	66 <b>71</b>										131	H	Alabama	61 <b>63</b>
25	A	Texas A&M	61 <b>66</b>										143	A	Louisiana Tech	76 66
													163	A	East Carolina	61 52
													167	A	Arkansas	70 64
													221	N	Marist	52 51
													281	A	N.C. A&T	68 36
													299	H	Savannah St.	75 46
LAST 12 Division I GAMES:																
167	A	Arkansas	70 64	25	A	Texas A&M	61 <b>66</b>									
37	H	LSU	54 49	5	H	Mississippi St.	47 <b>77</b>									
131	H	Alabama	61 <b>63</b>	131	A	Alabama	66 55									
113	A	Ole Miss	59 <b>63</b>	20	A	Missouri	53 <b>68</b>									
90	H	Georgia	51 <b>57</b>	14	H	Kentucky	60 <b>64</b>									
3	A	South Carolina	41 <b>60</b>	15	H	Tennessee	79 61									

Non-Div I Games:

Auburn

■ Loss, 
 ■ Non-Conf, S Site, 
 ■ Home 
 ■ Away 
 N Neutral



Average RPI Win:	206	WON-LOST	WINNING	LAST 10	STRENGTH OF	OPP. STRENGTH	TEAM	ADJ.	CONF.	ADJ CONF.
Average RPI Loss:	90	RECORD	PCT. RANK	GAMES	SCHEDULE	OF SCHEDULE	RPI	RPI	RPI	RPI
DIV. I ONLY	19- 10	90	7- 3	136	102	85	85	15	15	
DIV. I NON-CONF.	6- 5	148	0- 0	60	14	81	81	13	13	
TOTALS	RPI 1-25	RPI 26-50	W-L RECORDS	RPI 51-100	RPI 101-150	RPI 150+				
19- 10	0- 3	0- 0	OVERALL	2- 3	4- 2	13- 2				
10- 2	0- 2	0- 0	HOME	1- 0	2- 0	7- 0				
6- 7	0- 0	0- 0	AWAY	0- 3	0- 2	6- 2				
3- 1	0- 1	0- 0	NEUTRAL	1- 0	2- 0	0- 0				
6- 5	0- 3	0- 0	NON-CONFERENCE	1- 2	2- 0	3- 0				
1- 2	0- 2	0- 0	HOME	0- 0	0- 0	1- 0				
2- 2	0- 0	0- 0	AWAY	0- 2	0- 0	2- 0				
3- 1	0- 1	0- 0	NEUTRAL	1- 0	2- 0	0- 0				
13- 5	0- 0	0- 0	CONFERENCE	1- 1	2- 2	10- 2				
9- 0	0- 0	0- 0	HOME	1- 0	2- 0	6- 0				
4- 5	0- 0	0- 0	AWAY	0- 1	0- 2	4- 2				
0- 0	0- 0	0- 0	NEUTRAL	0- 0	0- 0	0- 0				

RPI 1-25				RPI 26-50				RPI 51-100				Team's RPI: 85	RPI 101+			
RPI	S	Opponent	Score	RPI	S	Opponent	Score	RPI	S	Opponent	Score		RPI	S	Opponent	Score
6	N	Oregon St.	56 65					65	A	Utah	60 77		110	N	Saint Joseph's	71 56
7	H	Washington	70 82					79	A	Gonzaga	52 87		128	A	St. Mary's (CA)	58 64
19	H	Oklahoma	61 68					79	H	Gonzaga	71 63		128	H	St. Mary's (CA)	70 65
								90	A	Georgia	51 81		141	A	San Francisco	63 70
								97	N	UNLV	63 54		141	H	San Francisco	73 61
													148	N	Tulsa	71 56
													158	A	Santa Clara	63 64
													158	H	Santa Clara	72 66
													187	A	Utah St.	60 40
													202	A	Loyola Marymount	74 77
													202	H	Loyola Marymount	76 59
													217	A	San Diego	65 47
													217	H	San Diego	81 63
													250	A	Pacific	68 55
													250	H	Pacific	68 50
													252	H	Weber St.	73 64
													269	A	Portland	77 38
													269	H	Portland	73 60
													304	A	Pepperdine	73 47
													304	H	Pepperdine	88 49
													331	A	Utah Valley	68 50
LAST 12 Division I GAMES:																
79	H	Gonzaga	71 63	269	A	Portland	77 38									
269	H	Portland	73 60	79	A	Gonzaga	52 87									
128	A	St. Mary's (CA)	58 64	202	A	Loyola Marymount	74 77									
217	A	San Diego	65 47	158	H	Santa Clara	72 66									
141	H	San Francisco	73 61	250	H	Pacific	68 50									
304	H	Pepperdine	88 49	304	A	Pepperdine	73 47									

Non-Div I Games:

BYU

■ Loss, 
 ■ Non-Conf, 
 ■ S Site, 
 ■ H Home 
 ■ A Away 
 N Neutral

Average RPI Win:	205	WON-LOST	WINNING	LAST 10	STRENGTH OF	OPP. STRENGTH	TEAM	ADJ.	CONF.	ADJ CONF.
Average RPI Loss:	99	RECORD	PCT. RANK	GAMES	SCHEDULE	OF SCHEDULE	RPI	RPI	RPI	RPI
DIV. I ONLY	20- 8	61	8- 2	216	104	115	115	10	10	
DIV. I NON-CONF.	6- 5	148	0- 0	324	97	236	236	11	11	
TOTALS	RPI 1-25	RPI 26-50	W-L RECORDS	RPI 51-100	RPI 101-150	RPI 150+				
20- 8	0- 0	1- 3	OVERALL	3- 3	2- 0	14- 2				
9- 4	0- 0	1- 0	HOME	0- 3	1- 0	7- 1				
10- 2	0- 0	0- 2	AWAY	3- 0	1- 0	6- 0				
1- 2	0- 0	0- 1	NEUTRAL	0- 0	0- 0	1- 1				
6- 5	0- 0	0- 2	NON-CONFERENCE	0- 1	1- 0	5- 2				
3- 2	0- 0	0- 0	HOME	0- 1	0- 0	3- 1				
2- 1	0- 0	0- 1	AWAY	0- 0	1- 0	1- 0				
1- 2	0- 0	0- 1	NEUTRAL	0- 0	0- 0	1- 1				
14- 3	0- 0	1- 1	CONFERENCE	3- 2	1- 0	9- 0				
6- 2	0- 0	1- 0	HOME	0- 2	1- 0	4- 0				
8- 1	0- 0	0- 1	AWAY	3- 0	0- 0	5- 0				
0- 0	0- 0	0- 0	NEUTRAL	0- 0	0- 0	0- 0				

RPI 1-25				RPI 26-50				RPI 51-100				RPI 101+				Team's RPI: 115	
RPI	S	Opponent	Score	RPI	S	Opponent	Score	RPI	S	Opponent	Score	RPI	S	Opponent	Score		
				35	A	Central Mich.	92 101	53	H	Ohio	68 72	101	H	Kent St.	71 47		
				35	H	Central Mich.	81 73	69	A	Toledo	51 45	145	A	Oakland	66 59		
				38	N	Auburn	40 54	76	H	Purdue	42 58	163	N	East Carolina	69 82		
				43	A	Western Ky.	61 68	86	A	Northern Ill.	92 84	184	A	Western Mich.	83 72		
								86	H	Northern Ill.	96 101	184	H	Western Mich.	61 56		
								92	A	Buffalo	89 75	237	A	Miami (OH)	81 60		
												239	A	Bowling Green	75 53		
												239	H	Bowling Green	91 70		
												241	A	Akron	90 63		
												241	H	Akron	80 70		
												255	H	Evansville	84 49		
												266	A	Butler	74 50		
												277	H	Ark.-Pine Bluff	88 60		
												281	N	N.C. A&T	76 57		
												289	A	Eastern Mich.	64 54		
												289	H	Eastern Mich.	78 49		
												296	H	Lipscomb	74 78		
												340	H	Chicago St.	88 53		
LAST 12 Division I GAMES:																	
				289	A	Eastern Mich.	64 54	237	A	Miami (OH)	81 60						
				35	H	Central Mich.	81 73	241	A	Akron	90 63						
				184	A	Western Mich.	83 72	86	H	Northern Ill.	96 101						
				86	A	Northern Ill.	92 84	92	A	Buffalo	89 75						
				53	H	Ohio	68 72	239	A	Bowling Green	75 53						
				239	H	Bowling Green	91 70	289	H	Eastern Mich.	78 49						

Non-Div I Games: Urbana

93 49

Ball St.

■ Loss, 
 ■ Non-Conf, 
 ■ S Site, 
 ■ Home 
 ■ A Away 
 N Neutral

Average RPI Win: <b>109</b>	WON-LOST	WINNING	LAST 10	STRENGTH OF	OPP. STRENGTH	TEAM	ADJ.	CONF.	ADJ CONF.
Average RPI Loss: <b>7</b>	RECORD	PCT. RANK	GAMES	SCHEDULE	OF SCHEDULE	RPI	RPI	RPI	RPI
DIV. I ONLY	<b>28- 2</b>	<b>2</b>	<b>9- 1</b>	<b>33</b>	<b>8</b>	<b>4</b>	<b>4</b>	<b>4</b>	<b>4</b>
DIV. I NON-CONF.	<b>11- 1</b>	<b>12</b>	<b>0- 0</b>	<b>74</b>	<b>38</b>	<b>7</b>	<b>7</b>	<b>3</b>	<b>3</b>
TOTALS	RPI 1-25	RPI 26-50	W-L RECORDS	RPI 51-100	RPI 101-150	RPI 150+			
28- 2	9- 2	2- 0	OVERALL	4- 0	7- 0	6- 0			
15- 1	3- 1	1- 0	HOME	2- 0	4- 0	5- 0			
10- 1	4- 1	1- 0	AWAY	2- 0	2- 0	1- 0			
3- 0	2- 0	0- 0	NEUTRAL	0- 0	1- 0	0- 0			
11- 1	4- 1	0- 0	NON-CONFERENCE	0- 0	3- 0	4- 0			
7- 0	1- 0	0- 0	HOME	0- 0	2- 0	4- 0			
1- 1	1- 1	0- 0	AWAY	0- 0	0- 0	0- 0			
3- 0	2- 0	0- 0	NEUTRAL	0- 0	1- 0	0- 0			
17- 1	5- 1	2- 0	CONFERENCE	4- 0	4- 0	2- 0			
8- 1	2- 1	1- 0	HOME	2- 0	2- 0	1- 0			
9- 0	3- 0	1- 0	AWAY	2- 0	2- 0	1- 0			
0- 0	0- 0	0- 0	NEUTRAL	0- 0	0- 0	0- 0			

RPI	S	Opponent	Score	RPI	S	Opponent	Score	RPI	S	Opponent	Score	RPI	S	Opponent	Score
1	A	UConn	61 <b>72</b>	50	A	Iowa St.	83 52	62	A	West Virginia	91 56	101	N	Kent St.	84 42
10	H	UCLA	84 70	50	H	Iowa St.	68 42	62	H	West Virginia	79 73	102	A	Texas Tech	79 61
13	A	Texas	70 67					67	A	Oklahoma St.	86 50	102	H	Texas Tech	86 48
13	H	Texas	79 <b>85</b>					67	H	Oklahoma St.	89 67	104	H	Abilene Christian	79 34
15	A	Tennessee	88 66									147	H	Texas St.	90 24
16	N	DePaul	104 72									149	A	TCU	91 73
19	A	Oklahoma	103 64									149	H	TCU	77 54
19	H	Oklahoma	92 58									170	A	Kansas	92 43
23	A	Kansas St.	91 49									170	H	Kansas	90 43
23	H	Kansas St.	87 57									316	H	Mississippi Val.	101 36
24	N	Ohio St.	85 68									327	H	Southeastern La.	109 38
												341	H	Houston Baptist	118 43
												342	H	Winthrop	140 32
LAST 12 Division I GAMES:															
19	A	Oklahoma	103 64	102	A	Texas Tech	79 61								
102	H	Texas Tech	86 48	50	A	Iowa St.	83 52								
13	A	Texas	70 67	19	H	Oklahoma	92 58								
67	H	Oklahoma St.	89 67	23	A	Kansas St.	91 49								
149	A	TCU	91 73	62	H	West Virginia	79 73								
13	H	Texas	79 <b>85</b>	50	H	Iowa St.	68 42								

Non-Div I Games:

Baylor

Belmont

Through Games Of March 1, 2017

Average RPI Win:	241	WON-LOST	WINNING	LAST 10	STRENGTH OF	OPP. STRENGTH	TEAM	ADJ.	CONF.	ADJ CONF.
Average RPI Loss:	82	RECORD	PCT. RANK	GAMES	SCHEDULE	OF SCHEDULE	RPI	RPI	RPI	RPI
DIV. I ONLY	24- 5	15	10- 0	221	238	60	60	26	26	
DIV. I NON-CONF.	7- 5	137	0- 0	163	79	92	92	26	26	
TOTALS	RPI 1-25	RPI 26-50	W-L RECORDS	RPI 51-100	RPI 101-150	RPI 150+				
24- 5	0- 1	0- 1	OVERALL	1- 1	0- 1	23- 1				
10- 1	0- 0	0- 1	HOME	1- 0	0- 0	9- 0				
13- 3	0- 1	0- 0	AWAY	0- 1	0- 1	13- 0				
1- 1	0- 0	0- 0	NEUTRAL	0- 0	0- 0	1- 1				
7- 5	0- 1	0- 1	NON-CONFERENCE	1- 1	0- 1	6- 1				
2- 1	0- 0	0- 1	HOME	1- 0	0- 0	1- 0				
5- 3	0- 1	0- 0	AWAY	0- 1	0- 1	5- 0				
0- 1	0- 0	0- 0	NEUTRAL	0- 0	0- 0	0- 1				
17- 0	0- 0	0- 0	CONFERENCE	0- 0	0- 0	17- 0				
8- 0	0- 0	0- 0	HOME	0- 0	0- 0	8- 0				
8- 0	0- 0	0- 0	AWAY	0- 0	0- 0	8- 0				
1- 0	0- 0	0- 0	NEUTRAL	0- 0	0- 0	1- 0				

RPI 1-25				RPI 26-50				RPI 51-100 Team's RPI: 60				RPI 101+			
RPI	S	Opponent	Score	RPI	S	Opponent	Score	RPI	S	Opponent	Score	RPI	S	Opponent	Score
12	A	Louisville	50 73	29	H	Green Bay	53 62	59	H	IUPUI	78 72	114	A	Troy	74 91
								80	A	Minnesota	74 75	174	N	Fresno St.	53 62
												182	A	UAB	72 58
												185	A	Morehead St.	91 59
												185	H	Morehead St.	96 76
												200	H	SIUE	94 67
												202	A	Loyola Marymount	79 72
												233	A	Presbyterian	83 58
												234	H	UT Martin	71 66
												236	A	Samford	73 54
												247	A	Jacksonville St.	54 53
												247	H	Jacksonville St.	61 52
												251	A	Tennessee St.	70 60
												251	H	Tennessee St.	87 71
												253	A	Austin Peay	80 71
												265	A	Murray St.	87 69
												268	H	Southeast Mo. St.	89 77
												268	N	Southeast Mo. St.	74 59
												273	A	Tennessee Tech	85 66
												273	H	Tennessee Tech	89 75
												286	A	Eastern Ky.	73 67
												286	H	Eastern Ky.	74 58
												296	H	Lipscomb	100 62
												297	A	Eastern Ill.	77 58
												317	A	Fort Wayne	85 59
LAST 12 Division I GAMES:															
268	N	Southeast Mo. St.	74 59	265	A	Murray St.	87 69								
251	H	Tennessee St.	87 71	200	H	SIUE	94 67								
185	H	Morehead St.	96 76	251	A	Tennessee St.	70 60								
286	A	Eastern Ky.	73 67	273	H	Tennessee Tech	89 75								
273	A	Tennessee Tech	85 66	247	A	Jacksonville St.	54 53								
247	H	Jacksonville St.	61 52	185	A	Morehead St.	91 59								
















































Non-Div I Games: Trevecca Nazarene 87 56

Belmont

Loss, Non-Conf, S Site, H Home A Away N Neutral







Average RPI Win:	<b>283</b>	WON-LOST	WINNING	LAST 10	STRENGTH OF	OPP. STRENGTH	TEAM	ADJ.	CONF.	ADJ CONF.
Average RPI Loss:	<b>194</b>	RECORD	PCT. RANK	GAMES	SCHEDULE	OF SCHEDULE	RPI	RPI	RPI	RPI
DIV. I ONLY	<b>16- 9</b>	<b>103</b>	<b>9- 1</b>	<b>325</b>	<b>340</b>	<b>177</b>	<b>177</b>	<b>32</b>	<b>32</b>	
DIV. I NON-CONF.	<b>2- 8</b>	<b>288</b>	<b>0- 0</b>	<b>225</b>	<b>292</b>	<b>303</b>	<b>303</b>	<b>31</b>	<b>31</b>	
TOTALS	RPI 1-25	RPI 26-50	W-L RECORDS	RPI 51-100	RPI 101-150	RPI 150+				
16- 9	0- 0	0- 0	OVERALL	0- 2	0- 2	16- 5				
7- 1	0- 0	0- 0	HOME	0- 0	0- 0	7- 1				
8- 7	0- 0	0- 0	AWAY	0- 2	0- 2	8- 3				
1- 1	0- 0	0- 0	NEUTRAL	0- 0	0- 0	1- 1				
2- 8	0- 0	0- 0	NON-CONFERENCE	0- 2	0- 2	2- 4				
1- 0	0- 0	0- 0	HOME	0- 0	0- 0	1- 0				
0- 7	0- 0	0- 0	AWAY	0- 2	0- 2	0- 3				
1- 1	0- 0	0- 0	NEUTRAL	0- 0	0- 0	1- 1				
14- 1	0- 0	0- 0	CONFERENCE	0- 0	0- 0	14- 1				
6- 1	0- 0	0- 0	HOME	0- 0	0- 0	6- 1				
8- 0	0- 0	0- 0	AWAY	0- 0	0- 0	8- 0				
0- 0	0- 0	0- 0	NEUTRAL	0- 0	0- 0	0- 0				

RPI 1-25			RPI 26-50			RPI 51-100			RPI 101+			Team's RPI: 177
RPI	S	Opponent	Score	RPI	S	Opponent	Score	RPI	S	Opponent	Score	
						95  Jacksonville	63  69	108  Clemson		38  59		
						99  Stetson	60  63	111  UCF		43  70		
								179  Hampton		66	56	
								200  SIUE		83	78	
								218  Howard		75	54	
								226  Southern U.		59  61		
								248  UMES		61	33	
								248  UMES		56  59		
								251  Tennessee St.		60  69		
								278  Norfolk St.		68	58	
								278  Norfolk St.		53	44	
								281  N.C. A&T		65	60	
								282  Coppin St.		76	56	
								282  Coppin St.		71	52	
								283  Prairie View		64  66		
								294  North Florida		52	50	
								299  Savannah St.		38	31	
								327  Southeastern La.		63  75		
								330  Florida A&M		64	41	
								333  Morgan St.		50	48	
								338  N.C. Central		62	52	
								347  South Carolina St.		64	34	
								348  Delaware St.		72	58	
LAST 12 Division I GAMES:												
						281  N.C. A&T	65	60	218  Howard		75	54
						338  N.C. Central	62	52	348  Delaware St.		72	58
						278  Norfolk St.	53	44	278  Norfolk St.		68	58
						179  Hampton	66	56	248  UMES		56  59	
						248  UMES	61	33	330  Florida A&M		64	41
						282  Coppin St.	76	56	347  South Carolina St.		64	34

Non-Div I Games: Edward Waters 55 45 Flagler 76 53

Bethune-Cookman

 Loss,  Non-Conf,  S Site,  Home  Away N Neutral

Binghamton

Through Games Of March 1, 2017

Average RPI Win:	250	WON-LOST	WINNING	LAST 10	STRENGTH OF	OPP. STRENGTH	TEAM	ADJ.	CONF.	ADJ CONF.
Average RPI Loss:	142	RECORD	PCT. RANK	GAMES	SCHEDULE	OF SCHEDULE	RPI	RPI	RPI	RPI
DIV. I ONLY	11- 16	226	4- 6	148	269	207	207	22	22	
DIV. I NON-CONF.	3- 8	262	0- 0	98	307	212	212	22	22	
TOTALS	RPI 1-25	RPI 26-50	W-L RECORDS	RPI 51-100	RPI 101-150	RPI 150+				
11- 16	0- 0	0- 0	OVERALL	1- 4	1- 5	9- 7				
5- 8	0- 0	0- 0	HOME	0- 2	1- 2	4- 4				
6- 8	0- 0	0- 0	AWAY	1- 2	0- 3	5- 3				
0- 0	0- 0	0- 0	NEUTRAL	0- 0	0- 0	0- 0				
3- 8	0- 0	0- 0	NON-CONFERENCE	1- 2	0- 2	2- 4				
0- 5	0- 0	0- 0	HOME	0- 1	0- 1	0- 3				
3- 3	0- 0	0- 0	AWAY	1- 1	0- 1	2- 1				
0- 0	0- 0	0- 0	NEUTRAL	0- 0	0- 0	0- 0				
8- 8	0- 0	0- 0	CONFERENCE	0- 2	1- 3	7- 3				
5- 3	0- 0	0- 0	HOME	0- 1	1- 1	4- 1				
3- 5	0- 0	0- 0	AWAY	0- 1	0- 2	3- 2				
0- 0	0- 0	0- 0	NEUTRAL	0- 0	0- 0	0- 0				

RPI 1-25			RPI 26-50			RPI 51-100			RPI 101+			Team's RPI: 207			
RPI	S	Opponent	Score	RPI	S	Opponent	Score	RPI	S	Opponent	Score				
								53	A	Ohio	55 63	118	H	Cornell	51 54
								66	A	New Hampshire	69 76	126	A	Albany (NY)	63 80
								66	H	New Hampshire	62 70	126	H	Albany (NY)	61 67
								70	H	Bucknell	57 67	132	A	Yale	48 57
								74	A	Penn	61 48	138	A	Maine	49 62
												138	H	Maine	58 52
												172	H	Columbia	65 75
												175	H	Brown	72 83
												186	A	Providence	58 71
												188	A	Hartford	73 76
												188	H	Hartford	60 59
												195	H	Sacred Heart	69 77
												205	A	UMBC	45 53
												205	H	UMBC	69 62
												262	A	Stony Brook	48 40
												262	H	Stony Brook	59 74
												271	A	Vermont	64 55
												271	H	Vermont	76 61
												314	A	NJIT	68 44
												339	A	Fairleigh Dickinson	80 69
												344	A	UMass Lowell	58 48
												344	H	UMass Lowell	69 54
LAST 12 Division I GAMES:															
				138	A	Maine	49 62					344	H	UMass Lowell	69 54
				188	H	Hartford	60 59					205	A	UMBC	45 53
				262	H	Stony Brook	59 74					138	H	Maine	58 52
				66	A	New Hampshire	69 76					188	A	Hartford	73 76
				126	A	Albany (NY)	63 80					262	A	Stony Brook	48 40
				271	H	Vermont	76 61					126	H	Albany (NY)	61 67

Non-Div I Games: Georgian Court 74 53 Misericordia 77 54

Binghamton

Loss, Non-Conf, S Site, H Home A Away N Neutral

Average RPI Win:	179	WON-LOST	WINNING	LAST 10	STRENGTH OF	OPP. STRENGTH	TEAM	ADJ.	CONF.	ADJ CONF.
Average RPI Loss:	147	RECORD	PCT. RANK	GAMES	SCHEDULE	OF SCHEDULE	RPI	RPI	RPI	RPI
DIV. I ONLY	19- 7	56	7- 3	126	134	58	58	13	13	
DIV. I NON-CONF.	8- 1	19	0- 0	156	91	32	32	15	15	
TOTALS	RPI 1-25	RPI 26-50	W-L RECORDS	RPI 51-100	RPI 101-150	RPI 150+				
19- 7	0- 1	1- 1	OVERALL	2- 1	5- 1	11- 3				
11- 2	0- 0	0- 1	HOME	1- 1	2- 0	8- 0				
7- 5	0- 1	1- 0	AWAY	1- 0	2- 1	3- 3				
1- 0	0- 0	0- 0	NEUTRAL	0- 0	1- 0	0- 0				
8- 1	0- 1	0- 0	NON-CONFERENCE	0- 0	4- 0	4- 0				
5- 0	0- 0	0- 0	HOME	0- 0	1- 0	4- 0				
2- 1	0- 1	0- 0	AWAY	0- 0	2- 0	0- 0				
1- 0	0- 0	0- 0	NEUTRAL	0- 0	1- 0	0- 0				
11- 6	0- 0	1- 1	CONFERENCE	2- 1	1- 1	7- 3				
6- 2	0- 0	0- 1	HOME	1- 1	1- 0	4- 0				
5- 4	0- 0	1- 0	AWAY	1- 0	0- 1	3- 3				
0- 0	0- 0	0- 0	NEUTRAL	0- 0	0- 0	0- 0				

RPI 1-25				RPI 26-50				RPI 51-100				Team's RPI: 58		RPI 101+			
RPI	S	Opponent	Score	RPI	S	Opponent	Score	RPI	S	Opponent	Score			RPI	S	Opponent	Score
7	A	Washington	66 92	48	A	Colorado St.	51 45	88	A	Wyoming	53 43			107	A	Washington St.	77 73
				48	H	Colorado St.	53 60	88	H	Wyoming	64 54			116	N	Charlotte	68 65
								97	H	UNLV	55 58			128	A	St. Mary's (CA)	83 78
														137	H	Eastern Wash.	67 64
														142	A	New Mexico	68 75
														142	H	New Mexico	64 62
														174	A	Fresno St.	66 48
														174	H	Fresno St.	67 66
														187	A	Utah St.	63 65
														187	H	Utah St.	76 56
														208	A	San Jose St.	69 61
														208	H	San Jose St.	86 64
														215	H	Seattle U	73 68
														245	H	Portland St.	94 76
														259	H	Hawaii	61 49
														264	A	San Diego St.	77 84
														269	H	Portland	74 60
														287	A	Nevada	62 69
														287	H	Nevada	77 74
														324	A	Air Force	69 59
LAST 12 Division I GAMES:																	
				174	A	Fresno St.	66 48					187	A	Utah St.	63 65		
				208	A	San Jose St.	69 61					48	H	Colorado St.	53 60		
				287	H	Nevada	77 74					88	H	Wyoming	64 54		
				88	A	Wyoming	53 43					287	A	Nevada	62 69		
				142	H	New Mexico	64 62					208	H	San Jose St.	86 64		
				324	A	Air Force	69 59					142	A	New Mexico	68 75		

Non-Div I Games: Southern Ore. 89 45 Concordia Portland 71 40

Boise St.

■ Loss, 
 ■ Non-Conf, S Site, 
 ■ Home 
 ■ Away 
 N Neutral

Boston College

Through Games Of March 1, 2017

Average RPI Win:	196	WON-LOST	WINNING	LAST 10	STRENGTH OF	OPP. STRENGTH	TEAM	ADJ.	CONF.	ADJ CONF.
Average RPI Loss:	69	RECORD	PCT. RANK	GAMES	SCHEDULE	OF SCHEDULE	RPI	RPI	RPI	RPI
DIV. I ONLY	9- 21	279	1- 9	43	49	171	171	3	3	
DIV. I NON-CONF.	7- 6	157	0- 0	194	237	189	189	4	4	
TOTALS	RPI 1-25	RPI 26-50	W-L RECORDS	RPI 51-100	RPI 101-150	RPI 150+				
9- 21	0- 6	0- 3	OVERALL	0- 7	4- 2	5- 3				
6- 9	0- 3	0- 2	HOME	0- 3	2- 1	4- 0				
2- 10	0- 3	0- 1	AWAY	0- 2	2- 1	0- 3				
1- 2	0- 0	0- 0	NEUTRAL	0- 2	0- 0	1- 0				
7- 6	0- 0	0- 0	NON-CONFERENCE	0- 2	2- 2	5- 2				
5- 2	0- 0	0- 0	HOME	0- 1	1- 1	4- 0				
1- 3	0- 0	0- 0	AWAY	0- 0	1- 1	0- 2				
1- 1	0- 0	0- 0	NEUTRAL	0- 1	0- 0	1- 0				
2- 15	0- 6	0- 3	CONFERENCE	0- 5	2- 0	0- 1				
1- 7	0- 3	0- 2	HOME	0- 2	1- 0	0- 0				
1- 7	0- 3	0- 1	AWAY	0- 2	1- 0	0- 1				
0- 1	0- 0	0- 0	NEUTRAL	0- 1	0- 0	0- 0				

RPI	S	Opponent	Score	RPI	S	Opponent	Score	RPI	S	Opponent	Score	RPI	S	Opponent	Score	Team's RPI: 171
2	A	Notre Dame	45 82	30	A	Syracuse	52 79	52	H	Georgia Tech	67 71	108	H	Clemson	60 48	
2	H	Notre Dame	69 80	30	H	Syracuse	45 72	52	N	Georgia Tech	67 71	112	A	North Carolina	88 77	
9	H	Duke	44 67	33	H	North Carolina St.	58 70	54	A	Virginia	55 62	119	A	Fordham	49 56	
11	H	Florida St.	53 85					71	H	Penn St.	56 60	128	H	St. Mary's (CA)	54 62	
12	A	Louisville	43 68					77	A	Wake Forest	55 71	132	A	Yale	71 64	
18	A	Miami (FL)	51 58					96	N	SMU	64 72	138	H	Maine	64 53	
								98	H	Virginia Tech	79 82	156	A	Pittsburgh	43 56	
												186	H	Providence	57 53	
												188	A	Hartford	56 65	
												209	A	Seton Hall	66 71	
												220	H	Boston U.	67 49	
												225	H	Dartmouth	65 53	
												318	H	Central Conn. St.	66 46	
												325	N	St. Francis Brooklyn	73 58	
LAST 12 Division I GAMES:																
52	N	Georgia Tech	67 71	30	H	Syracuse	45 72									
98	H	Virginia Tech	79 82	11	H	Florida St.	53 85									
2	A	Notre Dame	45 82	18	A	Miami (FL)	51 58									
33	H	North Carolina St.	58 70	77	A	Wake Forest	55 71									
12	A	Louisville	43 68	9	H	Duke	44 67									
112	A	North Carolina	88 77	2	H	Notre Dame	69 80									

Non-Div I Games:

Boston College

Loss, Non-Conf, S Site, H Home A Away N Neutral

Average RPI Win:	280	WON-LOST	WINNING	LAST 10	STRENGTH OF	OPP. STRENGTH	TEAM	ADJ.	CONF.	ADJ CONF.
Average RPI Loss:	135	RECORD	PCT. RANK	GAMES	SCHEDULE	OF SCHEDULE	RPI	RPI	RPI	RPI
DIV. I ONLY	13- 16	202	7- 3	229	244	220	220	23	23	
DIV. I NON-CONF.	2- 9	293	0- 0	215	142	314	314	25	25	
TOTALS	RPI 1-25	RPI 26-50	W-L RECORDS	RPI 51-100	RPI 101-150	RPI 150+				
13- 16	0- 0	0- 2	OVERALL	0- 3	0- 4	13- 7				
8- 6	0- 0	0- 1	HOME	0- 2	0- 1	8- 2				
5- 9	0- 0	0- 1	AWAY	0- 1	0- 2	5- 5				
0- 1	0- 0	0- 0	NEUTRAL	0- 0	0- 1	0- 0				
2- 9	0- 0	0- 2	NON-CONFERENCE	0- 1	0- 2	2- 4				
2- 3	0- 0	0- 1	HOME	0- 1	0- 0	2- 1				
0- 5	0- 0	0- 1	AWAY	0- 0	0- 1	0- 3				
0- 1	0- 0	0- 0	NEUTRAL	0- 0	0- 1	0- 0				
11- 7	0- 0	0- 0	CONFERENCE	0- 2	0- 2	11- 3				
6- 3	0- 0	0- 0	HOME	0- 1	0- 1	6- 1				
5- 4	0- 0	0- 0	AWAY	0- 1	0- 1	5- 2				
0- 0	0- 0	0- 0	NEUTRAL	0- 0	0- 0	0- 0				

RPI S	Opponent	Score	RPI S	Opponent	Score	RPI S	Opponent	Score	RPI S	Opponent	Score	Team's RPI: 220
27	H Harvard	52 65	66	H New Hampshire	51 59	121	N Long Beach St.	48 61				
31	A Arizona St.	42 71	70	A Bucknell	56 73	126	A Albany (NY)	54 69				
			70	H Bucknell	50 66	130	A Navy	41 55				
						130	H Navy	59 62				
						154	A Northeastern	59 78				
						159	A Army West Point	66 62				
						159	H Army West Point	52 64				
						171	A Boston College	49 67				
						191	A American	62 73				
						191	H American	71 62				
						221	A Marist	57 76				
						225	H Dartmouth	49 61				
						270	A Loyola Maryland	67 55				
						270	H Loyola Maryland	61 58				
						274	A Colgate	87 96				
						274	H Colgate	65 51				
						293	A Lehigh	69 64				
						293	H Lehigh	64 50				
						306	H Massachusetts	64 60				
						308	A Holy Cross	66 49				
						308	H Holy Cross	68 56				
						310	A Lafayette	75 58				
						310	H Lafayette	68 50				
						344	H UMass Lowell	66 56				
LAST 12 Division I GAMES:												
159	A Army West Point	66 62	191	H American	71 62							
308	H Holy Cross	68 56	310	A Lafayette	75 58							
159	H Army West Point	52 64	130	A Navy	41 55							
70	A Bucknell	56 73	293	H Lehigh	64 50							
274	H Colgate	65 51	70	H Bucknell	50 66							
270	A Loyola Maryland	67 55	274	A Colgate	87 96							

Non-Div I Games:

Boston U.

■ Loss, 
 ■ Non-Conf, 
 ■ S Site, 
 ■ H Home 
 ■ A Away 
 N Neutral

## Bowling Green

Through Games Of March 1, 2017

Average RPI Win:	241	WON-LOST	WINNING	LAST 10	STRENGTH OF	OPP. STRENGTH	TEAM	ADJ.	CONF.	ADJ CONF.
Average RPI Loss:	118	RECORD	PCT. RANK	GAMES	SCHEDULE	OF SCHEDULE	RPI	RPI	RPI	RPI
DIV. I ONLY	6- 20	312	3- 7	100	112	239	239	10	10	
DIV. I NON-CONF.	2- 7	284	0- 0	246	61	299	299	11	11	
TOTALS	RPI 1-25	RPI 26-50	W-L RECORDS	RPI 51-100	RPI 101-150	RPI 150+				
6- 20	0- 1	0- 1	OVERALL	1- 8	0- 4	5- 6				
1- 10	0- 0	0- 1	HOME	0- 4	0- 2	1- 3				
3- 9	0- 1	0- 0	AWAY	1- 3	0- 2	2- 3				
2- 1	0- 0	0- 0	NEUTRAL	0- 1	0- 0	2- 0				
2- 7	0- 1	0- 0	NON-CONFERENCE	0- 3	0- 0	2- 3				
0- 3	0- 0	0- 0	HOME	0- 1	0- 0	0- 2				
0- 3	0- 1	0- 0	AWAY	0- 1	0- 0	0- 1				
2- 1	0- 0	0- 0	NEUTRAL	0- 1	0- 0	2- 0				
4- 13	0- 0	0- 1	CONFERENCE	1- 5	0- 4	3- 3				
1- 7	0- 0	0- 1	HOME	0- 3	0- 2	1- 1				
3- 6	0- 0	0- 0	AWAY	1- 2	0- 2	2- 2				
0- 0	0- 0	0- 0	NEUTRAL	0- 0	0- 0	0- 0				

RPI S	Opponent	Score	RPI S	Opponent	Score	RPI S	Opponent	Score	RPI S	Opponent	Score	Team's RPI: 239
12	A Louisville	58 83	35	H Central Mich.	65 76	53	A Ohio	68 79	101	A Kent St.	78 80	
						53	H Ohio	58 69	101	H Kent St.	60 70	
						54	H Virginia	47 67	115	A Ball St.	70 91	
						69	A Toledo	59 74	115	H Ball St.	53 75	
						83	N Chattanooga	49 54	164	H Cincinnati	58 68	
						86	H Northern Ill.	76 89	179	H Cleveland St.	56 64	
						92	A Buffalo	64 62	184	A Western Mich.	58 75	
						92	H Buffalo	50 61	184	H Western Mich.	53 74	
						98	A Virginia Tech	51 98	237	A Miami (OH)	61 59	
									241	A Akron	62 58	
									241	H Akron	86 50	
									286	A Eastern Ky.	55 57	
									289	A Eastern Mich.	74 81	
									310	N Lafayette	69 42	
									326	N Saint Peter's	73 68	
LAST 12 Division I GAMES:												
53	A Ohio	68 79	115	A Ball St.	70 91							
92	A Buffalo	64 62	241	H Akron	86 50							
101	H Kent St.	60 70	101	A Kent St.	78 80							
237	A Miami (OH)	61 59	289	A Eastern Mich.	74 81							
184	H Western Mich.	53 74	115	H Ball St.	53 75							
69	A Toledo	59 74	92	H Buffalo	50 61							

Non-Div I Games: Ohio Valley 82 46 Davis &amp; Elkins 73 46 Malone 65 78

Bowling Green

Loss, Non-Conf, S Site, H Home A Away N Neutral

## Bradley

Through Games Of March 1, 2017

Average RPI Win:	246	WON-LOST	WINNING	LAST 10	STRENGTH OF	OPP. STRENGTH	TEAM	ADJ.	CONF.	ADJ CONF.
Average RPI Loss:	141	RECORD	PCT. RANK	GAMES	SCHEDULE	OF SCHEDULE	RPI	RPI	RPI	RPI
DIV. I ONLY	9- 18	260	4- 6	153	201	232	232	16	16	
DIV. I NON-CONF.	3- 7	250	0- 0	125	248	210	210	14	14	
TOTALS	RPI 1-25	RPI 26-50	W-L RECORDS	RPI 51-100	RPI 101-150	RPI 150+				
9- 18	0- 0	0- 3	OVERALL	0- 4	0- 2	9- 9				
5- 7	0- 0	0- 2	HOME	0- 2	0- 1	5- 2				
4- 11	0- 0	0- 1	AWAY	0- 2	0- 1	4- 7				
0- 0	0- 0	0- 0	NEUTRAL	0- 0	0- 0	0- 0				
3- 7	0- 0	0- 1	NON-CONFERENCE	0- 2	0- 2	3- 2				
1- 3	0- 0	0- 1	HOME	0- 1	0- 1	1- 0				
2- 4	0- 0	0- 0	AWAY	0- 1	0- 1	2- 2				
0- 0	0- 0	0- 0	NEUTRAL	0- 0	0- 0	0- 0				
6- 11	0- 0	0- 2	CONFERENCE	0- 2	0- 0	6- 7				
4- 4	0- 0	0- 1	HOME	0- 1	0- 0	4- 2				
2- 7	0- 0	0- 1	AWAY	0- 1	0- 0	2- 5				
0- 0	0- 0	0- 0	NEUTRAL	0- 0	0- 0	0- 0				

RPI 1-25			RPI 26-50			RPI 51-100			RPI 101+			Team's RPI: 232			
RPI	S	Opponent	Score	RPI	S	Opponent	Score	RPI	S	Opponent	Score				
				28	A	Drake	46 98	56	A	UNI	50 70	101	A	Kent St.	52 77
				28	H	Drake	60 93	56	H	UNI	53 72	105	H	Saint Louis	58 68
				29	H	Green Bay	43 68	68	A	Western Ill.	77 91	160	H	Detroit Mercy	70 60
								86	H	Northern Ill.	51 81	161	A	Missouri St.	75 73
												161	H	Missouri St.	62 56
												178	A	Southern Ill.	63 69
												178	H	Southern Ill.	57 66
												184	A	Western Mich.	64 83
												196	A	Wichita St.	54 65
												196	H	Wichita St.	69 76
												213	A	Indiana St.	51 58
												213	H	Indiana St.	54 41
												255	A	Evansville	71 73
												255	H	Evansville	56 52
												266	A	Butler	56 58
												302	A	Valparaiso	67 56
												312	A	Illinois St.	63 71
												320	A	Loyola Chicago	60 53
												320	H	Loyola Chicago	72 45
												323	A	Ill.-Chicago	65 56
LAST 12 Division I GAMES:															
				178	A	Southern Ill.	63 69	213	H	Indiana St.	54 41				
				255	A	Evansville	71 73	320	H	Loyola Chicago	72 45				
				196	H	Wichita St.	69 76	255	H	Evansville	56 52				
				161	H	Missouri St.	62 56	178	H	Southern Ill.	57 66				
				28	A	Drake	46 98	161	A	Missouri St.	75 73				
				56	A	UNI	50 70	196	A	Wichita St.	54 65				

Non-Div I Games: Eureka 103 59

Bradley

■ Loss, 
 ■ Non-Conf, 
 ■ S Site, 
 ■ H Home 
 ■ A Away 
 N Neutral

Average RPI Win:	216	WON-LOST	WINNING	LAST 10	STRENGTH OF	OPP. STRENGTH	TEAM	ADJ.	CONF.	ADJ CONF.
Average RPI Loss:	148	RECORD	PCT. RANK	GAMES	SCHEDULE	OF SCHEDULE	RPI	RPI	RPI	RPI
DIV. I ONLY	13- 11	157	4- 6	203	183	175	175	8	8	
DIV. I NON-CONF.	8- 4	97	0- 0	336	328	209	209	9	9	
TOTALS	RPI 1-25	RPI 26-50	W-L RECORDS	RPI 51-100	RPI 101-150	RPI 150+				
13- 11	0- 0	0- 2	OVERALL	0- 2	3- 3	10- 4				
7- 6	0- 0	0- 1	HOME	0- 1	2- 1	5- 3				
6- 5	0- 0	0- 1	AWAY	0- 1	1- 2	5- 1				
0- 0	0- 0	0- 0	NEUTRAL	0- 0	0- 0	0- 0				
8- 4	0- 0	0- 0	NON-CONFERENCE	0- 0	0- 1	8- 3				
4- 2	0- 0	0- 0	HOME	0- 0	0- 0	4- 2				
4- 2	0- 0	0- 0	AWAY	0- 0	0- 1	4- 1				
0- 0	0- 0	0- 0	NEUTRAL	0- 0	0- 0	0- 0				
5- 7	0- 0	0- 2	CONFERENCE	0- 2	3- 2	2- 1				
3- 4	0- 0	0- 1	HOME	0- 1	2- 1	1- 1				
2- 3	0- 0	0- 1	AWAY	0- 1	1- 1	1- 0				
0- 0	0- 0	0- 0	NEUTRAL	0- 0	0- 0	0- 0				

RPI S	Opponent	Score	RPI S	Opponent	Score	RPI S	Opponent	Score	RPI S	Opponent	Score	Team's RPI: 175
27	A Harvard	59 69	27	H Harvard	63 66	74	A Penn	60 86	118	H Cornell	72 67	
						74	H Penn	68 71	124	A Princeton	98 88	
									124	H Princeton	75 81	
									132	A Yale	51 73	
									132	H Yale	76 73	
									140	A VCU	72 85	
									172	H Columbia	69 60	
									186	H Providence	77 70	
									195	A Sacred Heart	80 66	
									207	A Binghamton	83 72	
									218	H Howard	83 78	
									225	A Dartmouth	65 62	
									225	H Dartmouth	88 92	
									263	A Bryant	67 70	
									271	A Vermont	62 50	
									272	H Manhattan	57 58	
									274	H Colgate	62 67	
									300	H Rhode Island	76 65	
									326	H Saint Peter's	80 71	
									333	A Morgan St.	68 51	
LAST 12 Division I GAMES:												
27	H Harvard	63 66	172	H Columbia	69 60							
225	H Dartmouth	88 92	118	H Cornell	72 67							
124	H Princeton	75 81	132	A Yale	51 73							
74	H Penn	68 71	132	H Yale	76 73							
225	A Dartmouth	65 62	74	A Penn	60 86							
27	A Harvard	59 69	124	A Princeton	98 88							

Non-Div I Games: Rhode Island Col. 90 44

Brown



Average RPI Win: <b>299</b>	WON-LOST	WINNING	LAST 10	STRENGTH OF	OPP. STRENGTH	TEAM	ADJ.	CONF.	ADJ CONF.
Average RPI Loss: <b>217</b>	RECORD	PCT. RANK	GAMES	SCHEDULE	OF SCHEDULE	RPI	RPI	RPI	RPI
DIV. I ONLY	16- 13	143	7- 3	347	327	263	263	31	31
DIV. I NON-CONF.	5- 6	186	0- 0	339	214	291	291	32	32
TOTALS	RPI 1-25	RPI 26-50	W-L RECORDS	RPI 51-100	RPI 101-150	RPI 150+			
16- 13	0- 0	0- 0	OVERALL	0- 1	0- 1	16- 11			
11- 2	0- 0	0- 0	HOME	0- 0	0- 1	11- 1			
4- 10	0- 0	0- 0	AWAY	0- 1	0- 0	4- 9			
1- 1	0- 0	0- 0	NEUTRAL	0- 0	0- 0	1- 1			
5- 6	0- 0	0- 0	NON-CONFERENCE	0- 1	0- 1	5- 4			
3- 1	0- 0	0- 0	HOME	0- 0	0- 1	3- 0			
1- 4	0- 0	0- 0	AWAY	0- 1	0- 0	1- 3			
1- 1	0- 0	0- 0	NEUTRAL	0- 0	0- 0	1- 1			
11- 7	0- 0	0- 0	CONFERENCE	0- 0	0- 0	11- 7			
8- 1	0- 0	0- 0	HOME	0- 0	0- 0	8- 1			
3- 6	0- 0	0- 0	AWAY	0- 0	0- 0	3- 6			
0- 0	0- 0	0- 0	NEUTRAL	0- 0	0- 0	0- 0			

RPI 1-25				RPI 26-50				RPI 51-100				RPI 101+ Team's RPI: 263					
RPI	S	Opponent	Score	RPI	S	Opponent	Score	RPI	S	Opponent	Score	RPI	S	Opponent	Score		
								66	A	New Hampshire	60	62	138	H	Maine	52	77
													156	A	Pittsburgh	60	76
													175	H	Brown	70	67
													186	N	Providence	51	62
													192	A	Robert Morris	46	62
													192	H	Robert Morris	62	59
													195	A	Sacred Heart	59	66
													195	H	Sacred Heart	53	65
													223	A	Rutgers	42	50
													229	A	Saint Francis (PA)	67	79
													229	H	Saint Francis (PA)	85	70
													271	A	Vermont	63	57
													291	A	Mt. St. Mary's	53	61
													291	H	Mt. St. Mary's	78	62
													300	N	Rhode Island	62	56
													306	A	Massachusetts	62	68
													308	H	Holy Cross	76	74
													318	A	Central Conn. St.	52	53
													318	H	Central Conn. St.	70	64
													325	A	St. Francis Brooklyn	47	63
													325	H	St. Francis Brooklyn	63	54
													332	A	LIU Brooklyn	62	53
													332	H	LIU Brooklyn	57	53
													339	A	Fairleigh Dickinson	56	48
													339	H	Fairleigh Dickinson	50	48
													343	A	Wagner	58	55
LAST 12 Division I GAMES:																	
				318	H	Central Conn. St.	70	64					291	A	Mt. St. Mary's	53	61
				343	A	Wagner	58	55					195	A	Sacred Heart	59	66
				192	H	Robert Morris	62	59					339	H	Fairleigh Dickinson	50	48
				229	H	Saint Francis (PA)	85	70					318	A	Central Conn. St.	52	53
				332	H	LIU Brooklyn	57	53					229	A	Saint Francis (PA)	67	79
				325	H	St. Francis Brooklyn	63	54					192	A	Robert Morris	46	62

Non-Div I Games:

Bryant

B  
r  
y  
a  
n  
t

RPI S Opponent Score

Through Games Of March 1, 2017

RPI	S	Opponent	Score	
343	H	Wagner	70	61
344	H	UMass Lowell	73	62

B  
r  
y  
a  
n  
t

Bryant

Backbone				Through Games of March 17, 2017						
Average RPI Win:	227	WON-LOST	WINNING	LAST 10	STRENGTH OF	OPP. STRENGTH	TEAM	ADJ.	CONF.	ADJ CONF.
Average RPI Loss:	172	RECORD	PCT. RANK	GAMES	SCHEDULE	OF SCHEDULE	RPI	RPI	RPI	RPI
DIV. I ONLY	24- 5	15	8- 2	292	215	70	70	23	23	
DIV. I NON-CONF.	8- 3	67	0- 0	269	85	83	83	25	25	
TOTALS	RPI 1-25	RPI 26-50	W-L RECORDS	RPI 51-100	RPI 101-150	RPI 150+				
24- 5	0- 0	0- 1	OVERALL	1- 0	3- 1	20- 3				
13- 0	0- 0	0- 0	HOME	1- 0	1- 0	11- 0				
11- 5	0- 0	0- 0	AWAY	0- 0	2- 0	9- 0				
0- 0	0- 0	0- 0	NEUTRAL	0- 0	0- 0	0- 0				
8- 3	0- 0	0- 1	NON-CONFERENCE	1- 0	1- 1	6- 1				
4- 0	0- 0	0- 0	HOME	1- 0	0- 0	3- 0				
4- 3	0- 0	0- 1	AWAY	0- 0	1- 1	3- 1				
0- 0	0- 0	0- 0	NEUTRAL	0- 0	0- 0	0- 0				
16- 2	0- 0	0- 0	CONFERENCE	0- 0	2- 0	14- 2				
9- 0	0- 0	0- 0	HOME	0- 0	1- 0	8- 0				
7- 2	0- 0	0- 0	AWAY	0- 0	1- 0	6- 2				
0- 0	0- 0	0- 0	NEUTRAL	0- 0	0- 0	0- 0				

[illegible]

Non-Div I Games:

Bucknell

Loss, Non-Conf, S Site, H Home A Away N Neutral

RPI	S	Opponent	Score
314	H	NJIT	67 36

B  
u  
c  
k  
n  
e  
l  
l

B  
u  
c  
k  
n  
e  
l  
l

Bucknell

## Buffalo

Through Games Of March 1, 2017

Average RPI Win:	197	WON-LOST	WINNING	LAST 10	STRENGTH OF	OPP. STRENGTH	TEAM	ADJ.	CONF.	ADJ CONF.
Average RPI Loss:	87	RECORD	PCT. RANK	GAMES	SCHEDULE	OF SCHEDULE	RPI	RPI	RPI	RPI
DIV. I ONLY	20- 8	61	6- 4	152	114	92	92	10	10	
DIV. I NON-CONF.	10- 1	15	0- 0	216	187	57	57	11	11	
TOTALS	RPI 1-25	RPI 26-50	W-L RECORDS	RPI 51-100	RPI 101-150	RPI 150+				
20- 8	0- 0	1- 2	OVERALL	1- 4	4- 1	14- 1				
12- 4	0- 0	1- 0	HOME	1- 2	2- 1	8- 1				
8- 3	0- 0	0- 1	AWAY	0- 2	2- 0	6- 0				
0- 1	0- 0	0- 1	NEUTRAL	0- 0	0- 0	0- 0				
10- 1	0- 0	0- 1	NON-CONFERENCE	0- 0	3- 0	7- 0				
7- 0	0- 0	0- 0	HOME	0- 0	1- 0	6- 0				
3- 0	0- 0	0- 0	AWAY	0- 0	2- 0	1- 0				
0- 1	0- 0	0- 1	NEUTRAL	0- 0	0- 0	0- 0				
10- 7	0- 0	1- 1	CONFERENCE	1- 4	1- 1	7- 1				
5- 4	0- 0	1- 0	HOME	1- 2	1- 1	2- 1				
5- 3	0- 0	0- 1	AWAY	0- 2	0- 0	5- 0				
0- 0	0- 0	0- 0	NEUTRAL	0- 0	0- 0	0- 0				

RPI S	Opponent	Score	RPI S	Opponent	Score	RPI S	Opponent	Score	RPI S	Opponent	Score
27	N Harvard	62 74	27	N Harvard	62 74	53	A Ohio	55 83	101	H Kent St.	77 62
35	A Central Mich.	71 88	35	A Central Mich.	71 88	53	H Ohio	65 54	111	H UCF	66 65
35	H Central Mich.	67 56	35	H Central Mich.	67 56	69	A Toledo	63 85	115	H Ball St.	75 89
						69	H Toledo	64 73	119	A Fordham	58 54
						86	H Northern Ill.	80 89	136	A Duquesne	71 69
									184	A Western Mich.	62 47
									189	H Hofstra	74 50
									195	H Sacred Heart	76 55
									237	A Miami (OH)	68 51
									237	H Miami (OH)	71 45
									239	A Bowling Green	61 50
									239	H Bowling Green	62 64
									240	H St. Bonaventure	68 47
									241	A Akron	81 55
									241	H Akron	81 51
									249	H Niagara	73 63
									256	A Canisius	65 52
									272	H Manhattan	73 39
									289	A Eastern Mich.	56 52
									306	H Massachusetts	61 47
LAST 12 Division I GAMES:											
241	A Akron	81 55	101	H Kent St.	77 62						
239	H Bowling Green	62 64	69	A Toledo	63 85						
53	H Ohio	65 54	184	A Western Mich.	62 47						
241	H Akron	81 51	115	H Ball St.	75 89						
289	A Eastern Mich.	56 52	35	H Central Mich.	67 56						
86	H Northern Ill.	80 89	239	A Bowling Green	61 50						

Non-Div I Games:

Buffalo

■ Loss, 
■ Non-Conf, 
■ S Site, 
■ H Home 
■ A Away 
N Neutral

Average RPI Win:	232	WON-LOST	WINNING	LAST 10	STRENGTH OF	OPP. STRENGTH	TEAM	ADJ.	CONF.	ADJ CONF.
Average RPI Loss:	97	RECORD	PCT. RANK	GAMES	SCHEDULE	OF SCHEDULE	RPI	RPI	RPI	RPI
DIV. I ONLY	5- 24	326	0- 10	74	78	266	266	7	7	
DIV. I NON-CONF.	3- 8	262	0- 0	173	135	292	292	7	7	
TOTALS	RPI 1-25	RPI 26-50	W-L RECORDS	RPI 51-100	RPI 101-150	RPI 150+				
5- 24	0- 4	0- 4	OVERALL	0- 6	0- 3	5- 7				
4- 12	0- 2	0- 2	HOME	0- 3	0- 2	4- 3				
1- 12	0- 2	0- 2	AWAY	0- 3	0- 1	1- 4				
0- 0	0- 0	0- 0	NEUTRAL	0- 0	0- 0	0- 0				
3- 8	0- 0	0- 2	NON-CONFERENCE	0- 0	0- 3	3- 3				
3- 4	0- 0	0- 1	HOME	0- 0	0- 2	3- 1				
0- 4	0- 0	0- 1	AWAY	0- 0	0- 1	0- 2				
0- 0	0- 0	0- 0	NEUTRAL	0- 0	0- 0	0- 0				
2- 16	0- 4	0- 2	CONFERENCE	0- 6	0- 0	2- 4				
1- 8	0- 2	0- 1	HOME	0- 3	0- 0	1- 2				
1- 8	0- 2	0- 1	AWAY	0- 3	0- 0	1- 2				
0- 0	0- 0	0- 0	NEUTRAL	0- 0	0- 0	0- 0				

RPI	S	Opponent	Score	RPI	S	Opponent	Score	RPI	S	Opponent	Score	RPI	S	Opponent	Score	Team's RPI: 266
16	A	DePaul	69 100	29	A	Green Bay	34 61	57	A	Villanova	58 61	111	H	UCF	59 66	
16	H	DePaul	62 92	34	H	South Fla.	59 74	57	H	Villanova	69 70	115	H	Ball St.	50 74	
22	A	Creighton	52 67	36	A	Marquette	53 91	64	A	Georgetown	72 83	149	A	TCU	47 73	
22	H	Creighton	53 65	36	H	Marquette	66 72	64	H	Georgetown	52 58	167	A	Arkansas	50 68	
								73	A	St. John's (NY)	55 62	186	A	Providence	51 68	
								73	H	St. John's (NY)	41 62	186	H	Providence	58 64	
												190	A	Xavier	65 62	
												190	H	Xavier	43 53	
												199	H	ETSU	59 68	
												209	A	Seton Hall	63 65	
												209	H	Seton Hall	79 58	
												210	A	Wisconsin	55 60	
												213	H	Indiana St.	66 48	
												232	H	Bradley	58 56	
												317	H	Fort Wayne	70 64	
LAST 12 Division I GAMES:																
22	H	Creighton	53 65	190	H	Xavier	43 53									
186	H	Providence	58 64	209	A	Seton Hall	63 65									
57	A	Villanova	58 61	73	A	St. John's (NY)	55 62									
64	A	Georgetown	72 83	64	H	Georgetown	52 58									
16	H	DePaul	62 92	57	H	Villanova	69 70									
36	H	Marquette	66 72	36	A	Marquette	53 91									

Non-Div I Games:

Butler

■ Loss, 
 ■ Non-Conf, 
 ■ S Site, 
 ■ H Home 
 ■ A Away 
 N Neutral

CSU Bakersfield

Through Games Of March 1, 2017

Average RPI Win:	291	WON-LOST	WINNING	LAST 10	STRENGTH OF	OPP. STRENGTH	TEAM	ADJ.	CONF.	ADJ CONF.
Average RPI Loss:	169	RECORD	PCT. RANK	GAMES	SCHEDULE	OF SCHEDULE	RPI	RPI	RPI	RPI
DIV. I ONLY	12- 13	192	8- 2	331	250	267	267	29	29	
DIV. I NON-CONF.	3- 9	275	0- 0	310	98	315	315	29	29	
TOTALS	RPI 1-25	RPI 26-50	W-L RECORDS	RPI 51-100	RPI 101-150	RPI 150+				
12- 13	0- 1	0- 1	OVERALL	0- 2	0- 2	12- 7				
7- 6	0- 1	0- 0	HOME	0- 1	0- 1	7- 3				
5- 7	0- 0	0- 1	AWAY	0- 1	0- 1	5- 4				
0- 0	0- 0	0- 0	NEUTRAL	0- 0	0- 0	0- 0				
3- 9	0- 1	0- 1	NON-CONFERENCE	0- 2	0- 0	3- 5				
2- 4	0- 1	0- 0	HOME	0- 1	0- 0	2- 2				
1- 5	0- 0	0- 1	AWAY	0- 1	0- 0	1- 3				
0- 0	0- 0	0- 0	NEUTRAL	0- 0	0- 0	0- 0				
9- 4	0- 0	0- 0	CONFERENCE	0- 0	0- 2	9- 2				
5- 2	0- 0	0- 0	HOME	0- 0	0- 1	5- 1				
4- 2	0- 0	0- 0	AWAY	0- 0	0- 1	4- 1				
0- 0	0- 0	0- 0	NEUTRAL	0- 0	0- 0	0- 0				

RPI 1-25				RPI 26-50				RPI 51-100				RPI 101+ Team's RPI: 267			
RPI	S	Opponent	Score	RPI	S	Opponent	Score	RPI	S	Opponent	Score	RPI	S	Opponent	Score
8	H	Stanford	56 77	42	A	Oregon	62 77	55	A	California	63 86	146	A	New Mexico St.	55 69
								61	H	South Dakota	60 75	146	H	New Mexico St.	55 64
												173	H	UC Riverside	66 71
												215	A	Seattle U	47 54
												215	H	Seattle U	52 63
												224	A	UTRGV	67 61
												224	H	UTRGV	74 46
												228	H	Grand Canyon	74 59
												250	A	Pacific	61 91
												259	H	Hawaii	58 51
												261	H	Cal Poly	57 49
												284	H	Southern Utah	59 65
												301	A	UTEP	61 74
												304	A	Pepperdine	57 62
												315	A	UMKC	65 63
												315	H	UMKC	52 33
												322	A	UC Irvine	86 66
												331	A	Utah Valley	63 59
												331	H	Utah Valley	55 39
												340	A	Chicago St.	71 67
												340	H	Chicago St.	83 48
LAST 12 Division I GAMES:															
340	A	Chicago St.	71 67	228	H	Grand Canyon	74 59								
315	A	UMKC	65 63	315	H	UMKC	52 33								
215	H	Seattle U	52 63	340	H	Chicago St.	83 48								
331	H	Utah Valley	55 39	331	A	Utah Valley	63 59								
224	A	UTRGV	67 61	146	H	New Mexico St.	55 64								
146	A	New Mexico St.	55 69	224	H	UTRGV	74 46								

Non-Div I Games: Stanislaus St. 78 51 Fresno Pacific 84 61

CSU Bakersfield

Loss, Non-Conf, S Site, H Home A Away N Neutral

Average RPI Win: <b>231</b>	WON-LOST	WINNING	LAST 10	STRENGTH OF	OPP. STRENGTH	TEAM	ADJ.	CONF.	ADJ CONF.
Average RPI Loss: <b>155</b>	RECORD	PCT. RANK	GAMES	SCHEDULE	OF SCHEDULE	RPI	RPI	RPI	RPI
DIV. I ONLY	17- 11	113	9- 1	250	210	162	162	24	24
DIV. I NON-CONF.	7- 7	165	0- 0	109	149	139	139	23	23
TOTALS	RPI 1-25	RPI 26-50	W-L RECORDS	RPI 51-100	RPI 101-150	RPI 150+			
17- 11	0- 2	0- 1	OVERALL	0- 2	2- 1	15- 5			
8- 6	0- 0	0- 1	HOME	0- 1	1- 1	7- 3			
9- 5	0- 2	0- 0	AWAY	0- 1	1- 0	8- 2			
0- 0	0- 0	0- 0	NEUTRAL	0- 0	0- 0	0- 0			
7- 7	0- 2	0- 1	NON-CONFERENCE	0- 1	1- 1	6- 2			
2- 5	0- 0	0- 1	HOME	0- 1	0- 1	2- 2			
5- 2	0- 2	0- 0	AWAY	0- 0	1- 0	4- 0			
0- 0	0- 0	0- 0	NEUTRAL	0- 0	0- 0	0- 0			
10- 4	0- 0	0- 0	CONFERENCE	0- 1	1- 0	9- 3			
6- 1	0- 0	0- 0	HOME	0- 0	1- 0	5- 1			
4- 3	0- 0	0- 0	AWAY	0- 1	0- 0	4- 2			
0- 0	0- 0	0- 0	NEUTRAL	0- 0	0- 0	0- 0			

RPI 1-25				RPI 26-50				RPI 51-100				RPI 101+ Team's RPI: 162			
RPI	S	Opponent	Score	RPI	S	Opponent	Score	RPI	S	Opponent	Score	RPI	S	Opponent	Score
7	A	Washington	44 <b>101</b>	46	H	Michigan St.	59 <b>63</b>	74	H	Penn	36 <b>47</b>	121	H	Long Beach St.	63 56
8	A	Stanford	54 <b>88</b>					91	A	UC Davis	65 <b>81</b>	128	A	St. Mary's (CA)	73 61
												137	H	Eastern Wash.	57 <b>71</b>
												160	H	Detroit Mercy	76 67
												173	A	UC Riverside	70 67
												173	H	UC Riverside	79 70
												174	A	Fresno St.	61 57
												215	A	Seattle U	68 64
												217	H	San Diego	67 <b>76</b>
												231	A	UC Santa Barbara	62 55
												231	H	UC Santa Barbara	75 61
												245	H	Portland St.	99 72
												252	A	Weber St.	89 78
												259	A	Hawaii	60 49
												259	H	Hawaii	67 56
												261	A	Cal Poly	68 <b>79</b>
												261	H	Cal Poly	63 <b>70</b>
												284	H	Southern Utah	71 <b>77</b>
												288	A	Northern Ariz.	83 79
												322	A	UC Irvine	52 <b>77</b>
												322	H	UC Irvine	85 77
												346	A	Cal St. Fullerton	71 54
												346	H	Cal St. Fullerton	58 41
LAST 12 Division I GAMES:															
173	H	UC Riverside	79 70	259	H	Hawaii	67 56								
346	A	Cal St. Fullerton	71 54	121	H	Long Beach St.	63 56								
259	A	Hawaii	60 49	231	H	UC Santa Barbara	75 61								
322	H	UC Irvine	85 77	261	H	Cal Poly	63 <b>70</b>								
173	A	UC Riverside	70 67	91	A	UC Davis	65 <b>81</b>								
231	A	UC Santa Barbara	62 55	322	A	UC Irvine	52 <b>77</b>								

Non-Div I Games:

CSUN

■ Loss, 
 ■ Non-Conf, 
 ■ S Site, 
 ■ H Home 
 ■ A Away 
 N Neutral



Average RPI Win: <b>265</b>	WON-LOST	WINNING	LAST 10	STRENGTH OF	OPP. STRENGTH	TEAM	ADJ.	CONF.	ADJ CONF.
Average RPI Loss: <b>165</b>	RECORD	PCT. RANK	GAMES	SCHEDULE	OF SCHEDULE	RPI	RPI	RPI	RPI
DIV. I ONLY	<b>11- 16</b>	<b>226</b>	<b>5- 5</b>	<b>260</b>	<b>251</b>	<b>261</b>	<b>261</b>	<b>24</b>	<b>24</b>
DIV. I NON-CONF.	<b>4- 8</b>	<b>230</b>	<b>0- 0</b>	<b>204</b>	<b>255</b>	<b>276</b>	<b>276</b>	<b>23</b>	<b>23</b>
TOTALS	RPI 1-25	RPI 26-50	W-L RECORDS	RPI 51-100	RPI 101-150	RPI 150+			
11- 16	0- 2	0- 0	OVERALL	0- 3	1- 3	10- 8			
8- 6	0- 0	0- 0	HOME	0- 1	1- 2	7- 3			
3- 10	0- 2	0- 0	AWAY	0- 2	0- 1	3- 5			
0- 0	0- 0	0- 0	NEUTRAL	0- 0	0- 0	0- 0			
4- 8	0- 2	0- 0	NON-CONFERENCE	0- 1	0- 2	4- 3			
4- 2	0- 0	0- 0	HOME	0- 0	0- 2	4- 0			
0- 6	0- 2	0- 0	AWAY	0- 1	0- 0	0- 3			
0- 0	0- 0	0- 0	NEUTRAL	0- 0	0- 0	0- 0			
7- 8	0- 0	0- 0	CONFERENCE	0- 2	1- 1	6- 5			
4- 4	0- 0	0- 0	HOME	0- 1	1- 0	3- 3			
3- 4	0- 0	0- 0	AWAY	0- 1	0- 1	3- 2			
0- 0	0- 0	0- 0	NEUTRAL	0- 0	0- 0	0- 0			

RPI 1-25				RPI 26-50				RPI 51-100				RPI 101+ Team's RPI: 261			
RPI	S	Opponent	Score	RPI	S	Opponent	Score	RPI	S	Opponent	Score	RPI	S	Opponent	Score
8	A	Stanford	55 <b>83</b>					84	A	Montana St.	52 <b>71</b>	121	A	Long Beach St.	80 <b>83</b>
10	A	UCLA	64 <b>80</b>					91	A	UC Davis	75 <b>83</b>	121	H	Long Beach St.	69 67
								91	H	UC Davis	53 <b>61</b>	128	H	St. Mary's (CA)	71 <b>79</b>
												141	H	San Francisco	67 <b>73</b>
												162	A	CSUN	70 63
												162	H	CSUN	79 68
												173	A	UC Riverside	59 <b>68</b>
												173	H	UC Riverside	69 <b>72</b>
												228	A	Grand Canyon	59 <b>64</b>
												231	H	UC Santa Barbara	78 67
												259	A	Hawaii	57 <b>66</b>
												259	H	Hawaii	79 <b>87</b>
												267	A	CSU Bakersfield	49 <b>57</b>
												280	A	Sacramento St.	96 <b>97</b>
												288	H	Northern Ariz.	58 53
												298	H	North Dakota St.	73 46
												304	H	Pepperdine	62 52
												322	A	UC Irvine	78 60
												322	H	UC Irvine	71 <b>74</b>
												331	H	Utah Valley	77 65
												346	A	Cal St. Fullerton	69 45
												346	H	Cal St. Fullerton	73 57
LAST 12 Division I GAMES:															
346	H	Cal St. Fullerton	73 57	173	H	UC Riverside	69 <b>72</b>								
91	A	UC Davis	75 <b>83</b>	91	H	UC Davis	53 <b>61</b>								
322	H	UC Irvine	71 <b>74</b>	259	A	Hawaii	57 <b>66</b>								
121	H	Long Beach St.	69 67	162	A	CSUN	70 63								
346	A	Cal St. Fullerton	69 45	259	H	Hawaii	79 <b>87</b>								
322	A	UC Irvine	78 60	121	A	Long Beach St.	80 <b>83</b>								

Non-Div I Games:

Cal Poly

■ Loss, 
 ■ Non-Conf, S Site, 
 ■ Home 
 ■ Away 
 N Neutral

Average RPI Win:	325	WON-LOST	WINNING	LAST 10	STRENGTH OF	OPP. STRENGTH	TEAM	ADJ.	CONF.	ADJ CONF.
Average RPI Loss:	195	RECORD	PCT. RANK	GAMES	SCHEDULE	OF SCHEDULE	RPI	RPI	RPI	RPI
DIV. I ONLY	2- 24	344	0- 10	286	270	346	346	24	24	
DIV. I NON-CONF.	1- 10	325	0- 0	329	288	347	347	23	23	
TOTALS	RPI 1-25	RPI 26-50	W-L RECORDS	RPI 51-100	RPI 101-150	RPI 150+				
2- 24	0- 0	0- 0	OVERALL	0- 3	0- 4	2- 17				
2- 12	0- 0	0- 0	HOME	0- 1	0- 2	2- 9				
0- 12	0- 0	0- 0	AWAY	0- 2	0- 2	0- 8				
0- 0	0- 0	0- 0	NEUTRAL	0- 0	0- 0	0- 0				
1- 10	0- 0	0- 0	NON-CONFERENCE	0- 1	0- 2	1- 7				
1- 5	0- 0	0- 0	HOME	0- 0	0- 1	1- 4				
0- 5	0- 0	0- 0	AWAY	0- 1	0- 1	0- 3				
0- 0	0- 0	0- 0	NEUTRAL	0- 0	0- 0	0- 0				
1- 14	0- 0	0- 0	CONFERENCE	0- 2	0- 2	1- 10				
1- 7	0- 0	0- 0	HOME	0- 1	0- 1	1- 5				
0- 7	0- 0	0- 0	AWAY	0- 1	0- 1	0- 5				
0- 0	0- 0	0- 0	NEUTRAL	0- 0	0- 0	0- 0				

RPI S	Opponent	Score	RPI S	Opponent	Score	RPI S	Opponent	Score	RPI S	Opponent	Score	Team's RPI: 346
						88	A Wyoming	26 61	121	A Long Beach St.	55 84	
						91	A UC Davis	39 59	121	H Long Beach St.	48 65	
						91	H UC Davis	51 70	137	A Eastern Wash.	67 84	
									139	H Idaho	86 88	
									162	A CSUN	41 58	
									162	H CSUN	54 71	
									172	H Columbia	46 61	
									173	A UC Riverside	45 68	
									173	H UC Riverside	63 75	
									202	H Loyola Marymount	62 77	
									217	A San Diego	50 103	
									231	A UC Santa Barbara	37 57	
									231	H UC Santa Barbara	49 56	
									245	A Portland St.	73 81	
									259	A Hawaii	50 60	
									259	H Hawaii	45 55	
									261	A Cal Poly	57 73	
									261	H Cal Poly	45 69	
									264	H San Diego St.	61 71	
									304	H Pepperdine	58 69	
									309	A Denver	58 77	
									322	H UC Irvine	64 53	
									328	H Montana	72 56	
LAST 12 Division I GAMES:												
261	A	Cal Poly	57	73	231	A	UC Santa Barbara	37	57			
259	H	Hawaii	45	55	91	A	UC Davis	39	59			
162	H	CSUN	54	71	121	H	Long Beach St.	48	65			
173	H	UC Riverside	63	75	173	A	UC Riverside	45	68			
261	H	Cal Poly	45	69	91	H	UC Davis	51	70			
121	A	Long Beach St.	55	84	322	H	UC Irvine	64	53			

Non-Div I Games: Antelope Valley 64 56 Whittier 97 49

Cal St. Fullerton

Loss, Non-Conf, S Site, H Home A Away N Neutral

# California

Through Games Of March 1, 2017

Average RPI Win:	150	WON-LOST	WINNING	LAST 10	STRENGTH OF	OPP. STRENGTH	TEAM	ADJ.	CONF.	ADJ CONF.
Average RPI Loss:	39	RECORD	PCT. RANK	GAMES	SCHEDULE	OF SCHEDULE	RPI	RPI	RPI	RPI
DIV. I ONLY	18- 12	116	3- 7	48	30	55	55	1	1	
DIV. I NON-CONF.	12- 0	1	0- 0	180	199	23	23	1	1	
TOTALS	RPI 1-25	RPI 26-50	W-L RECORDS	RPI 51-100	RPI 101-150	RPI 150+				
18- 12	2- 5	1- 3	OVERALL	2- 3	6- 1	7- 0				
10- 6	1- 2	0- 2	HOME	1- 2	3- 0	5- 0				
5- 6	0- 3	1- 1	AWAY	1- 1	2- 1	1- 0				
3- 0	1- 0	0- 0	NEUTRAL	0- 0	1- 0	1- 0				
12- 0	1- 0	0- 0	NON-CONFERENCE	0- 0	4- 0	7- 0				
7- 0	0- 0	0- 0	HOME	0- 0	2- 0	5- 0				
2- 0	0- 0	0- 0	AWAY	0- 0	1- 0	1- 0				
3- 0	1- 0	0- 0	NEUTRAL	0- 0	1- 0	1- 0				
6- 12	1- 5	1- 3	CONFERENCE	2- 3	2- 1	0- 0				
3- 6	1- 2	0- 2	HOME	1- 2	1- 0	0- 0				
3- 6	0- 3	1- 1	AWAY	1- 1	1- 1	0- 0				
0- 0	0- 0	0- 0	NEUTRAL	0- 0	0- 0	0- 0				

RPI	S	Opponent	Score	RPI	S	Opponent	Score	RPI	S	Opponent	Score	RPI	S	Opponent	Score
6	A	Oregon St.	56 71	31	A	Arizona St.	62 72	65	A	Utah	57 63	107	A	Washington St.	79 84
6	H	Oregon St.	56 66	31	H	Arizona St.	45 54	65	H	Utah	64 73	122	A	Arizona	74 64
7	A	Washington	67 90	42	A	Oregon	55 49	81	H	Southern California	63 56	122	H	Arizona	71 60
8	A	Stanford	54 72	42	H	Oregon	66 69	87	A	Colorado	65 53	127	N	Southern Miss.	71 51
8	H	Stanford	66 72					87	H	Colorado	59 64	128	A	St. Mary's (CA)	74 67
10	H	UCLA	80 77									136	H	Duquesne	86 66
19	N	Oklahoma	82 74									141	H	San Francisco	75 52
												158	H	Santa Clara	73 58
												173	H	UC Riverside	71 56
												197	A	Nebraska	86 65
												267	H	CSU Bakersfield	86 63
												280	H	Sacramento St.	97 73
												293	H	Lehigh	96 63
												321	N	Arkansas St.	80 55
LAST 12 Division I GAMES:															
6	A	Oregon St.	56 71	81	H	Southern California	63 56								
42	A	Oregon	55 49	10	H	UCLA	80 77								
8	A	Stanford	54 72	107	A	Washington St.	79 84								
8	H	Stanford	66 72	7	A	Washington	67 90								
87	H	Colorado	59 64	122	H	Arizona	71 60								
65	H	Utah	64 73	31	H	Arizona St.	45 54								

Non-Div I Games:

California

Loss, Non-Conf, S Site, H Home A Away N Neutral

Average RPI Win:	290	WON-LOST	WINNING	LAST 10	STRENGTH OF	OPP. STRENGTH	TEAM	ADJ.	CONF.	ADJ CONF.
Average RPI Loss:	168	RECORD	PCT. RANK	GAMES	SCHEDULE	OF SCHEDULE	RPI	RPI	RPI	RPI
DIV. I ONLY	18- 7	60	7- 3	335	332	183	183	28	28	
DIV. I NON-CONF.	5- 3	122	0- 0	319	347	211	211	28	28	
TOTALS	RPI 1-25	RPI 26-50	W-L RECORDS	RPI 51-100	RPI 101-150	RPI 150+				
18- 7	0- 0	0- 0	OVERALL	0- 1	0- 3	18- 3				
8- 4	0- 0	0- 0	HOME	0- 0	0- 2	8- 2				
8- 3	0- 0	0- 0	AWAY	0- 1	0- 1	8- 1				
2- 0	0- 0	0- 0	NEUTRAL	0- 0	0- 0	2- 0				
5- 3	0- 0	0- 0	NON-CONFERENCE	0- 1	0- 1	5- 1				
1- 2	0- 0	0- 0	HOME	0- 0	0- 1	1- 1				
2- 1	0- 0	0- 0	AWAY	0- 1	0- 0	2- 0				
2- 0	0- 0	0- 0	NEUTRAL	0- 0	0- 0	2- 0				
13- 4	0- 0	0- 0	CONFERENCE	0- 0	0- 2	13- 2				
7- 2	0- 0	0- 0	HOME	0- 0	0- 1	7- 1				
6- 2	0- 0	0- 0	AWAY	0- 0	0- 1	6- 1				
0- 0	0- 0	0- 0	NEUTRAL	0- 0	0- 0	0- 0				

RPI 1-25			RPI 26-50			RPI 51-100			RPI 101+ Team's RPI: 183		
RPI	S	Opponent	Score	RPI	S	Opponent	Score	RPI	S	Opponent	Score
						89 A Mercer	60 76	123 A Radford		48 49	
								123 H Radford		42 61	
								140 H VCU		53 66	
								199 H ETSU		55 56	
								233 A Presbyterian		49 39	
								233 H Presbyterian		50 42	
								235 A UNC Asheville		61 55	
								235 H UNC Asheville		61 60	
								243 A High Point		69 53	
								243 H High Point		58 33	
								246 H Liberty		52 58	
								254 A Charleston So.		43 60	
								254 H Charleston So.		54 37	
								277 N Ark.-Pine Bluff		51 31	
								279 A Western Caro.		50 48	
								313 A Gardner-Webb		73 61	
								313 H Gardner-Webb		67 56	
								319 A USC Upstate		56 41	
								333 N Morgan St.		62 51	
								338 H N.C. Central		61 30	
								342 A Winthrop		70 35	
								342 H Winthrop		61 32	
								345 A Longwood		66 54	
								345 H Longwood		74 50	
LAST 12 Division I GAMES:											
123 A Radford		48 49	254 A Charleston So.		43 60						
313 H Gardner-Webb		67 56	345 H Longwood		74 50						
233 H Presbyterian		50 42	246 H Liberty		52 58						
243 A High Point		69 53	313 A Gardner-Webb		73 61						
342 A Winthrop		70 35	243 H High Point		58 33						
235 H UNC Asheville		61 60	345 A Longwood		66 54						

Non-Div I Games: Columbia (SC) 73 32 Saint Augustine's 69 33 St. Andrews 94 39

Campbell

Loss, Non-Conf, S Site, H Home A Away N Neutral

Average RPI Win: <b>258</b>	WON-LOST	WINNING	LAST 10	STRENGTH OF	OPP. STRENGTH	TEAM	ADJ.	CONF.	ADJ CONF.
Average RPI Loss: <b>148</b>	RECORD	PCT. RANK	GAMES	SCHEDULE	OF SCHEDULE	RPI	RPI	RPI	RPI
DIV. I ONLY	9- 20	273	3- 7	162	233	256	256	18	18
DIV. I NON-CONF.	1- 8	314	0- 0	86	273	269	269	17	17
TOTALS	RPI 1-25	RPI 26-50	W-L RECORDS	RPI 51-100	RPI 101-150	RPI 150+			
9- 20	0- 1	0- 2	OVERALL	0- 1	0- 6	9- 10			
5- 9	0- 0	0- 1	HOME	0- 1	0- 3	5- 4			
4- 11	0- 1	0- 1	AWAY	0- 0	0- 3	4- 6			
0- 0	0- 0	0- 0	NEUTRAL	0- 0	0- 0	0- 0			
1- 8	0- 1	0- 0	NON-CONFERENCE	0- 1	0- 2	1- 4			
0- 4	0- 0	0- 0	HOME	0- 1	0- 1	0- 2			
1- 4	0- 1	0- 0	AWAY	0- 0	0- 1	1- 2			
0- 0	0- 0	0- 0	NEUTRAL	0- 0	0- 0	0- 0			
8- 12	0- 0	0- 2	CONFERENCE	0- 0	0- 4	8- 6			
5- 5	0- 0	0- 1	HOME	0- 0	0- 2	5- 2			
3- 7	0- 0	0- 1	AWAY	0- 0	0- 2	3- 4			
0- 0	0- 0	0- 0	NEUTRAL	0- 0	0- 0	0- 0			

RPI 1-25				RPI 26-50				RPI 51-100				RPI 101+ Team's RPI: 256			
RPI	S	Opponent	Score	RPI	S	Opponent	Score	RPI	S	Opponent	Score	RPI	S	Opponent	Score
24	A	Ohio St.	56 <b>89</b>	41	A	Quinnipiac	49 <b>62</b>	92	H	Buffalo	52 <b>65</b>	118	A	Cornell	43 <b>60</b>
				41	H	Quinnipiac	53 <b>64</b>					120	A	Rider	50 <b>61</b>
												120	H	Rider	70 <b>71</b>
												135	H	Lamar University	51 <b>65</b>
												150	A	Iona	52 <b>55</b>
												150	H	Iona	45 <b>58</b>
												154	H	Northeastern	59 <b>83</b>
												168	A	Fairfield	48 <b>57</b>
												168	H	Fairfield	63 49
												169	A	Siena	42 <b>67</b>
												169	H	Siena	67 <b>77</b>
												185	A	Morehead St.	68 <b>77</b>
												219	A	Monmouth	53 <b>55</b>
												219	H	Monmouth	74 54
												221	A	Marist	60 <b>67</b>
												221	H	Marist	74 <b>85</b>
												229	A	Saint Francis (PA)	74 <b>95</b>
												240	A	St. Bonaventure	74 57
												241	H	Akron	64 <b>73</b>
												249	A	Niagara	65 57
												249	H	Niagara	52 41
												272	A	Manhattan	62 57
												272	H	Manhattan	58 48
												326	A	Saint Peter's	59 54
												326	H	Saint Peter's	61 56
LAST 12 Division I GAMES:															
				41	A	Quinnipiac	49 <b>62</b>			150	H	Iona	45 <b>58</b>		
				168	A	Fairfield	48 <b>57</b>			272	H	Manhattan	58 48		
				169	H	Siena	67 <b>77</b>			221	A	Marist	60 <b>67</b>		
				326	H	Saint Peter's	61 56			169	A	Siena	42 <b>67</b>		
				120	A	Rider	50 <b>61</b>			168	H	Fairfield	63 49		
				249	H	Niagara	52 41			249	A	Niagara	65 57		

Non-Div I Games:

Canisius

■ Loss, 
 ■ Non-Conf, 
 ■ S Site, 
 ■ H Home 
 ■ A Away 
 N Neutral

Central Ark.

Through Games Of March 1, 2017

Average RPI Win:	264	WON-LOST	WINNING	LAST 10	STRENGTH OF	OPP. STRENGTH	TEAM	ADJ.	CONF.	ADJ CONF.
Average RPI Loss:	92	RECORD	PCT. RANK	GAMES	SCHEDULE	OF SCHEDULE	RPI	RPI	RPI	RPI
DIV. I ONLY	19- 4	18	10- 0	312	278	106	106	27	27	
DIV. I NON-CONF.	4- 2	97	0- 0	291	86	101	101	27	27	
TOTALS	RPI 1-25	RPI 26-50	W-L RECORDS	RPI 51-100	RPI 101-150	RPI 150+				
19- 4	0- 1	0- 0	OVERALL	2- 0	1- 3	16- 0				
9- 1	0- 0	0- 0	HOME	1- 0	1- 1	7- 0				
8- 3	0- 0	0- 0	AWAY	1- 0	0- 1	7- 0				
2- 0	0- 0	0- 0	NEUTRAL	0- 0	0- 0	2- 0				
4- 2	0- 1	0- 0	NON-CONFERENCE	0- 0	0- 1	4- 0				
1- 0	0- 0	0- 0	HOME	0- 0	0- 0	1- 0				
1- 2	0- 1	0- 0	AWAY	0- 0	0- 1	1- 0				
2- 0	0- 0	0- 0	NEUTRAL	0- 0	0- 0	2- 0				
15- 2	0- 0	0- 0	CONFERENCE	2- 0	1- 2	12- 0				
8- 1	0- 0	0- 0	HOME	1- 0	1- 1	6- 0				
7- 1	0- 0	0- 0	AWAY	1- 0	0- 1	6- 0				
0- 0	0- 0	0- 0	NEUTRAL	0- 0	0- 0	0- 0				

RPI 1-25				RPI 26-50				RPI 51-100				RPI 101+ Team's RPI: 106			
RPI	S	Opponent	Score	RPI	S	Opponent	Score	RPI	S	Opponent	Score	RPI	S	Opponent	Score
25	A	Texas A&M	49 74					93	A	SFA	67 63	102	A	Texas Tech	45 79
								93	H	SFA	70 58	104	A	Abilene Christian	76 83
												104	H	Abilene Christian	80 70
												135	H	Lamar University	56 70
												176	N	Houston	69 55
												211	A	New Orleans	55 51
												246	N	Liberty	61 41
												290	A	A&M-Corpus Christi	49 41
												292	A	McNeese	72 49
												292	H	McNeese	67 52
												295	A	Nicholls St.	61 52
												303	A	Alcorn	71 57
												303	H	Alcorn	59 45
												307	H	Northwestern St.	76 43
												327	A	Southeastern La.	78 64
												327	H	Southeastern La.	77 55
												329	H	Incarinate Word	63 50
												337	H	Sam Houston St.	75 48
												341	A	Houston Baptist	80 49
												341	H	Houston Baptist	83 39
LAST 12 Division I GAMES:															
				93	H	SFA	70 58	327	H	Southeastern La.	77 55				
				327	A	Southeastern La.	78 64	292	A	McNeese	72 49				
				341	H	Houston Baptist	83 39	329	H	Incarinate Word	63 50				
				337	H	Sam Houston St.	75 48	93	A	SFA	67 63				
				295	A	Nicholls St.	61 52	211	A	New Orleans	55 51				
				104	H	Abilene Christian	80 70	292	H	McNeese	67 52				

Non-Div I Games: Crowley's Ridge 102 31 Williams Baptist 82 32 Central Baptist 94 47 Hendrix 71 39  
Central Ark.

Average RPI Win:	303	WON-LOST	WINNING	LAST 10	STRENGTH OF	OPP. STRENGTH	TEAM	ADJ.	CONF.	ADJ CONF.
Average RPI Loss:	215	RECORD	PCT. RANK	GAMES	SCHEDULE	OF SCHEDULE	RPI	RPI	RPI	RPI
DIV. I ONLY	10- 19	256	3- 7	330	320	318	318	31	31	
DIV. I NON-CONF.	1- 10	325	0- 0	295	148	345	345	32	32	
TOTALS	RPI 1-25	RPI 26-50	W-L RECORDS	RPI 51-100	RPI 101-150	RPI 150+				
10- 19	0- 0	0- 1	OVERALL	0- 2	0- 0	10- 16				
7- 5	0- 0	0- 0	HOME	0- 0	0- 0	7- 5				
3- 13	0- 0	0- 1	AWAY	0- 2	0- 0	3- 10				
0- 1	0- 0	0- 0	NEUTRAL	0- 0	0- 0	0- 1				
1- 10	0- 0	0- 1	NON-CONFERENCE	0- 2	0- 0	1- 7				
1- 2	0- 0	0- 0	HOME	0- 0	0- 0	1- 2				
0- 7	0- 0	0- 1	AWAY	0- 2	0- 0	0- 4				
0- 1	0- 0	0- 0	NEUTRAL	0- 0	0- 0	0- 1				
9- 9	0- 0	0- 0	CONFERENCE	0- 0	0- 0	9- 9				
6- 3	0- 0	0- 0	HOME	0- 0	0- 0	6- 3				
3- 6	0- 0	0- 0	AWAY	0- 0	0- 0	3- 6				
0- 0	0- 0	0- 0	NEUTRAL	0- 0	0- 0	0- 0				

RPI	S	Opponent	Score	RPI	S	Opponent	Score	RPI	S	Opponent	Score	RPI	S	Opponent	Score	Team's RPI: 318
30	A	Syracuse	63 95	66	A	New Hampshire	52 56	171	A	Boston College	46 66	188	H	Hartford	58 68	
				98	A	Virginia Tech	47 81	192	A	Robert Morris	46 55	192	H	Robert Morris	39 62	
								195	A	Sacred Heart	61 82	195	H	Sacred Heart	67 50	
								209	A	Seton Hall	70 78	225	A	Dartmouth	51 61	
								229	A	Saint Francis (PA)	81 87	229	H	Saint Francis (PA)	70 72	
								262	H	Stony Brook	59 64	263	A	Bryant	64 70	
								263	H	Bryant	53 52	264	N	San Diego St.	62 80	
								271	H	Vermont	78 76	291	A	Mt. St. Mary's	66 81	
								291	H	Mt. St. Mary's	68 58	306	A	Massachusetts	37 76	
								325	A	St. Francis Brooklyn	61 53	325	H	St. Francis Brooklyn	71 44	
								332	A	LIU Brooklyn	76 71	332	H	LIU Brooklyn	62 68	
								339	A	Fairleigh Dickinson	64 77	339	H	Fairleigh Dickinson	68 49	
								343	A	Wagner	83 71	343	H	Wagner	66 53	
LAST 12 Division I GAMES:																
263	A	Bryant	64 70	343	A	Wagner	83 71									
325	H	St. Francis Brooklyn	71 44	291	A	Mt. St. Mary's	66 81									
229	H	Saint Francis (PA)	70 72	332	H	LIU Brooklyn	62 68									
192	H	Robert Morris	39 62	263	H	Bryant	53 52									
339	A	Fairleigh Dickinson	64 77	192	A	Robert Morris	46 55									
195	A	Sacred Heart	61 82	229	A	Saint Francis (PA)	81 87									

Non-Div I Games:

Central Conn. St.

■ Loss, 
 ■ Non-Conf, 
 ■ S Site, 
 ■ Home 
 ■ A Away 
 N Neutral

## Central Mich.

## Through Games Of March 1, 2017

Average RPI Win:	182	WON-LOST	WINNING	LAST 10	STRENGTH OF	OPP. STRENGTH	TEAM	ADJ.	CONF.	ADJ CONF.
Average RPI Loss:	65	RECORD	PCT. RANK	GAMES	SCHEDULE	OF SCHEDULE	RPI	RPI	RPI	RPI
DIV. I ONLY	22- 7	36	8- 2	78	103	35	35	10	10	
DIV. I NON-CONF.	8- 4	97	0- 0	247	47	141	141	11	11	
TOTALS	RPI 1-25	RPI 26-50	W-L RECORDS	RPI 51-100	RPI 101-150	RPI 150+				
22- 7	0- 1	0- 1	OVERALL	6- 4	4- 1	12- 0				
14- 1	0- 0	0- 1	HOME	4- 0	3- 0	7- 0				
6- 6	0- 1	0- 0	AWAY	2- 4	1- 1	3- 0				
2- 0	0- 0	0- 0	NEUTRAL	0- 0	0- 0	2- 0				
8- 4	0- 1	0- 1	NON-CONFERENCE	0- 2	2- 0	6- 0				
6- 1	0- 0	0- 1	HOME	0- 0	2- 0	4- 0				
0- 3	0- 1	0- 0	AWAY	0- 2	0- 0	0- 0				
2- 0	0- 0	0- 0	NEUTRAL	0- 0	0- 0	2- 0				
14- 3	0- 0	0- 0	CONFERENCE	6- 2	2- 1	6- 0				
8- 0	0- 0	0- 0	HOME	4- 0	1- 0	3- 0				
6- 3	0- 0	0- 0	AWAY	2- 2	1- 1	3- 0				
0- 0	0- 0	0- 0	NEUTRAL	0- 0	0- 0	0- 0				

RPI 1-25				RPI 26-50				Team's RPI: 35	RPI 51-100				RPI 101+			
RPI	S	Opponent	Score	RPI	S	Opponent	Score		RPI	S	Opponent	Score	RPI	S	Opponent	Score
2	A	Notre Dame	47 107	26	H	Elon	57 71		53	A	Ohio	70 64	101	A	Kent St.	91 78
									53	H	Ohio	64 59	110	H	Saint Joseph's	73 71
									69	A	Toledo	72 74	115	A	Ball St.	73 81
									69	H	Toledo	72 61	115	H	Ball St.	101 92
									75	A	Middle Tenn.	69 79	145	H	Oakland	70 67
									76	A	Purdue	51 62	184	A	Western Mich.	94 73
									86	A	Northern Ill.	109 94	184	H	Western Mich.	94 83
									86	H	Northern Ill.	109 86	201	H	Illinois	82 51
									92	A	Buffalo	56 67	237	H	Miami (OH)	80 61
									92	H	Buffalo	88 71	239	A	Bowling Green	76 65
													241	H	Akron	89 62
													244	H	Furman	81 71
													289	A	Eastern Mich.	104 63
													298	N	North Dakota St.	77 55
													320	H	Loyola Chicago	95 57
													323	H	Ill.-Chicago	77 55
													331	N	Utah Valley	71 62
LAST 12 Division I GAMES:																
184	A	Western Mich.	94 73	86	A	Northern Ill.	109 94									
115	A	Ball St.	73 81	289	A	Eastern Mich.	104 63									
86	H	Northern Ill.	109 86	53	H	Ohio	64 59									
69	H	Toledo	72 61	69	A	Toledo	72 74									
53	A	Ohio	70 64	92	A	Buffalo	56 67									
184	H	Western Mich.	94 83	237	H	Miami (OH)	80 61									

Non-Div I Games:

Central Mich.

■ Loss, 
■ Non-Conf, S Site, 
■ Home 
■ Away 
N Neutral



Charleston So.

Through Games Of March 1, 2017

Average RPI Win:	273	WON-LOST	WINNING	LAST 10	STRENGTH OF	OPP. STRENGTH	TEAM	ADJ.	CONF.	ADJ CONF.
Average RPI Loss:	201	RECORD	PCT. RANK	GAMES	SCHEDULE	OF SCHEDULE	RPI	RPI	RPI	RPI
DIV. I ONLY	13- 12	164	6- 4	324	311	254	254	28	28	
DIV. I NON-CONF.	3- 5	223	0- 0	343	195	322	322	28	28	
TOTALS	RPI 1-25	RPI 26-50	W-L RECORDS	RPI 51-100	RPI 101-150	RPI 150+				
13- 12	0- 0	0- 0	OVERALL	0- 1	1- 2	12- 9				
9- 4	0- 0	0- 0	HOME	0- 0	1- 0	8- 4				
4- 8	0- 0	0- 0	AWAY	0- 1	0- 2	4- 5				
0- 0	0- 0	0- 0	NEUTRAL	0- 0	0- 0	0- 0				
3- 5	0- 0	0- 0	NON-CONFERENCE	0- 1	0- 1	3- 3				
2- 2	0- 0	0- 0	HOME	0- 0	0- 0	2- 2				
1- 3	0- 0	0- 0	AWAY	0- 1	0- 1	1- 1				
0- 0	0- 0	0- 0	NEUTRAL	0- 0	0- 0	0- 0				
10- 7	0- 0	0- 0	CONFERENCE	0- 0	1- 1	9- 6				
7- 2	0- 0	0- 0	HOME	0- 0	1- 0	6- 2				
3- 5	0- 0	0- 0	AWAY	0- 0	0- 1	3- 4				
0- 0	0- 0	0- 0	NEUTRAL	0- 0	0- 0	0- 0				

RPI S	Opponent	Score	RPI S	Opponent	Score	RPI S	Opponent	Score	RPI S	Opponent	Score	Team's RPI: 254
						62 A	West Virginia	38 88	112 A	North Carolina	77 93	
									123 A	Radford	59 67	
									123 H	Radford	57 45	
									183 A	Campbell	37 54	
									183 H	Campbell	60 43	
									206 H	Col. of Charleston	76 79	
									227 H	Ga. Southern	55 54	
									233 A	Presbyterian	48 50	
									233 H	Presbyterian	52 34	
									235 A	UNC Asheville	47 56	
									235 H	UNC Asheville	73 66	
									238 H	Wofford	45 59	
									243 A	High Point	74 68	
									243 H	High Point	62 64	
									246 A	Liberty	56 67	
									246 H	Liberty	72 81	
									279 A	Western Caro.	53 58	
									296 A	Lipscomb	67 52	
									313 A	Gardner-Webb	51 48	
									313 H	Gardner-Webb	64 57	
									342 H	Winthrop	71 52	
									345 A	Longwood	62 47	
									345 H	Longwood	71 63	
									347 H	South Carolina St.	67 62	
LAST 12 Division I GAMES:												
313 A	Gardner-Webb	51 48	183 H	Campbell	60 43							
345 H	Longwood	71 63	233 H	Presbyterian	52 34							
243 H	High Point	62 64	235 A	UNC Asheville	47 56							
246 A	Liberty	56 67	345 A	Longwood	62 47							
235 H	UNC Asheville	73 66	313 H	Gardner-Webb	64 57							
123 A	Radford	59 67	123 H	Radford	57 45							

Non-Div I Games: Southern Wesleyan 80 57 Montreat 79 50 Paine 75 67

Charleston So.

Loss, Non-Conf, S Site, H Home A Away N Neutral

Average RPI Win:	206	WON-LOST	WINNING	LAST 10	STRENGTH OF	OPP. STRENGTH	TEAM	ADJ.	CONF.	ADJ CONF.
Average RPI Loss:	96	RECORD	PCT. RANK	GAMES	SCHEDULE	OF SCHEDULE	RPI	RPI	RPI	RPI
DIV. I ONLY	18- 9	87	5- 5	188	96	116	116	14	14	
DIV. I NON-CONF.	8- 3	67	0- 0	297	29	117	117	16	16	
TOTALS	RPI 1-25	RPI 26-50	W-L RECORDS	RPI 51-100	RPI 101-150	RPI 150+				
18- 9	0- 1	1- 1	OVERALL	0- 3	3- 2	14- 2				
8- 4	0- 0	1- 0	HOME	0- 1	0- 1	7- 2				
10- 3	0- 1	0- 1	AWAY	0- 0	3- 1	7- 0				
0- 2	0- 0	0- 0	NEUTRAL	0- 2	0- 0	0- 0				
8- 3	0- 1	0- 0	NON-CONFERENCE	0- 2	1- 0	7- 0				
5- 0	0- 0	0- 0	HOME	0- 0	0- 0	5- 0				
3- 1	0- 1	0- 0	AWAY	0- 0	1- 0	2- 0				
0- 2	0- 0	0- 0	NEUTRAL	0- 2	0- 0	0- 0				
10- 6	0- 0	1- 1	CONFERENCE	0- 1	2- 2	7- 2				
3- 4	0- 0	1- 0	HOME	0- 1	0- 1	2- 2				
7- 2	0- 0	0- 1	AWAY	0- 0	2- 1	5- 0				
0- 0	0- 0	0- 0	NEUTRAL	0- 0	0- 0	0- 0				

RPI S	Opponent	Score	RPI S	Opponent	Score	RPI S	Opponent	Score	RPI S	Opponent	Score	Team's RPI: 116
18	A Miami (FL)	46 80	43	A Western Ky.	74 75	58	N Boise St.	65 68	117	A Old Dominion	86 75	
			43	H Western Ky.	89 85	65	N Utah	68 81	117	H Old Dominion	70 72	
						75	H Middle Tenn.	81 83	127	A Southern Miss.	78 61	
									136	A Duquesne	77 63	
									143	A Louisiana Tech	54 80	
									156	A Pittsburgh	70 63	
									163	H East Carolina	79 64	
									166	A Rice	69 51	
									166	H Rice	52 55	
									181	A North Texas	78 63	
									181	H North Texas	66 49	
									182	H UAB	81 88	
									206	A Col. of Charleston	62 49	
									210	H Wisconsin	63 48	
									233	H Presbyterian	71 63	
									260	A Marshall	89 75	
									260	H Marshall	93 77	
									275	H Davidson	93 79	
									305	A FIU	101 54	
									336	A Fla. Atlantic	72 66	
									345	H Longwood	66 41	
LAST 12 Division I GAMES:												
260	A Marshall	89 75	336	A Fla. Atlantic	72 66							
43	A Western Ky.	74 75	166	H Rice	52 55							
117	H Old Dominion	70 72	181	H North Texas	66 49							
75	H Middle Tenn.	81 83	117	A Old Dominion	86 75							
182	H UAB	81 88	127	A Southern Miss.	78 61							
305	A FIU	101 54	143	A Louisiana Tech	54 80							

Non-Div I Games:

Charlotte

■ Loss, 
 ■ Non-Conf, S Site, 
 ■ Home 
 ■ Away 
 N Neutral

## Chattanooga

Through Games Of March 1, 2017

Average RPI Win:	215	WON-LOST	WINNING	LAST 10	STRENGTH OF	OPP. STRENGTH	TEAM	ADJ.	CONF.	ADJ CONF.
Average RPI Loss:	86	RECORD	PCT. RANK	GAMES	SCHEDULE	OF SCHEDULE	RPI	RPI	RPI	RPI
DIV. I ONLY	18- 10	101	8- 2	90	118	83	83	17	17	
DIV. I NON-CONF.	6- 8	203	0- 0	52	15	109	109	20	20	
TOTALS	RPI 1-25	RPI 26-50	W-L RECORDS	RPI 51-100	RPI 101-150	RPI 150+				
18- 10	0- 3	0- 2	OVERALL	3- 2	0- 1	15- 2				
8- 4	0- 1	0- 2	HOME	2- 1	0- 0	6- 0				
8- 5	0- 2	0- 0	AWAY	1- 1	0- 0	7- 2				
2- 1	0- 0	0- 0	NEUTRAL	0- 0	0- 1	2- 0				
6- 8	0- 3	0- 2	NON-CONFERENCE	1- 2	0- 1	5- 0				
1- 4	0- 1	0- 2	HOME	1- 1	0- 0	0- 0				
3- 3	0- 2	0- 0	AWAY	0- 1	0- 0	3- 0				
2- 1	0- 0	0- 0	NEUTRAL	0- 0	0- 1	2- 0				
12- 2	0- 0	0- 0	CONFERENCE	2- 0	0- 0	10- 2				
7- 0	0- 0	0- 0	HOME	1- 0	0- 0	6- 0				
5- 2	0- 0	0- 0	AWAY	1- 0	0- 0	4- 2				
0- 0	0- 0	0- 0	NEUTRAL	0- 0	0- 0	0- 0				

RPI 1-25				RPI 26-50				RPI 51-100 Team's RPI: 83				RPI 101+			
RPI	S	Opponent	Score	RPI	S	Opponent	Score	RPI	S	Opponent	Score	RPI	S	Opponent	Score
1	A	UConn	43 80	29	H	Green Bay	55 71	78	H	Florida	61 72	138	N	Maine	39 49
2	H	Notre Dame	58 79	45	H	Indiana	76 79	89	A	Mercer	74 56	199	A	ETSU	70 62
12	A	Louisville	47 63					89	H	Mercer	70 50	199	H	ETSU	60 45
								99	H	Stetson	66 55	212	A	UNCG	72 75
								100	A	FGCU	55 68	212	H	UNCG	58 55
												223	A	Rutgers	66 53
												233	A	Presbyterian	56 48
												234	A	UT Martin	80 60
												236	A	Samford	77 61
												236	H	Samford	51 45
												238	A	Wofford	71 61
												238	H	Wofford	76 56
												239	N	Bowling Green	54 49
												244	A	Furman	48 65
												244	H	Furman	66 43
												279	A	Western Caro.	60 48
												279	H	Western Caro.	67 46
												310	N	Lafayette	68 43
LAST 12 Division I GAMES:															
238	H	Wofford	76 56	89	H	Mercer	70 50								
244	H	Furman	66 43	244	A	Furman	48 65								
279	A	Western Caro.	60 48	238	A	Wofford	71 61								
212	A	UNCG	72 75	212	H	UNCG	58 55								
199	A	ETSU	70 62	279	H	Western Caro.	67 46								
236	H	Samford	51 45	199	H	ETSU	60 45								

Non-Div I Games:

Chattanooga

■ Loss, 
 ■ Non-Conf, S Site, 
 ■ Home 
 ■ Away 
 N Neutral

## Chicago St.

## Through Games Of March 1, 2017

Average RPI Win:	0	WON-LOST	WINNING	LAST 10	STRENGTH OF	OPP. STRENGTH	TEAM	ADJ.	CONF.	ADJ CONF.
Average RPI Loss:	200	RECORD	PCT. RANK	GAMES	SCHEDULE	OF SCHEDULE	RPI	RPI	RPI	RPI
DIV. I ONLY	0- 27	348	0- 10	149	326	340	340	29	29	
DIV. I NON-CONF.	0- 14	335	0- 0	87	304	317	317	29	29	
TOTALS	RPI 1-25	RPI 26-50	W-L RECORDS	RPI 51-100	RPI 101-150	RPI 150+				
0- 27	0- 1	0- 0	OVERALL	0- 3	0- 5	0- 18				
0- 12	0- 0	0- 0	HOME	0- 1	0- 3	0- 8				
0- 15	0- 1	0- 0	AWAY	0- 2	0- 2	0- 10				
0- 0	0- 0	0- 0	NEUTRAL	0- 0	0- 0	0- 0				
0- 14	0- 1	0- 0	NON-CONFERENCE	0- 3	0- 3	0- 7				
0- 6	0- 0	0- 0	HOME	0- 1	0- 2	0- 3				
0- 8	0- 1	0- 0	AWAY	0- 2	0- 1	0- 4				
0- 0	0- 0	0- 0	NEUTRAL	0- 0	0- 0	0- 0				
0- 13	0- 0	0- 0	CONFERENCE	0- 0	0- 2	0- 11				
0- 6	0- 0	0- 0	HOME	0- 0	0- 1	0- 5				
0- 7	0- 0	0- 0	AWAY	0- 0	0- 1	0- 6				
0- 0	0- 0	0- 0	NEUTRAL	0- 0	0- 0	0- 0				

RPI 1-25				RPI 26-50				RPI 51-100				RPI 101+ Team's RPI: 340			
RPI	S	Opponent	Score	RPI	S	Opponent	Score	RPI	S	Opponent	Score	RPI	S	Opponent	Score
23	A	Kansas St.	33 83					68	H	Western Ill.	50 54	115	A	Ball St.	53 88
								72	A	Northwestern	42 75	134	H	Wright St.	65 71
								86	A	Northern Ill.	85 94	145	H	Oakland	60 80
												146	A	New Mexico St.	63 100
												146	H	New Mexico St.	54 65
												152	A	Milwaukee	49 71
												164	A	Cincinnati	53 81
												184	H	Western Mich.	51 64
												185	A	Morehead St.	55 63
												215	A	Seattle U	53 82
												215	H	Seattle U	51 64
												224	A	UTRGV	43 71
												224	H	UTRGV	46 57
												228	A	Grand Canyon	39 57
												228	H	Grand Canyon	62 73
												267	A	CSU Bakersfield	48 83
												267	H	CSU Bakersfield	67 71
												302	H	Valparaiso	51 53
												314	H	NJIT	42 57
												315	A	UMKC	53 62
												320	A	Loyola Chicago	54 59
												331	A	Utah Valley	54 73
												331	H	Utah Valley	59 62
LAST 12 Division I GAMES:															
267	H	CSU Bakersfield	67 71	228	A	Grand Canyon	39 57								
228	H	Grand Canyon	62 73	267	A	CSU Bakersfield	48 83								
315	A	UMKC	53 62	224	H	UTRGV	46 57								
331	A	Utah Valley	54 73	215	H	Seattle U	51 64								
215	A	Seattle U	53 82	331	H	Utah Valley	59 62								
146	H	New Mexico St.	54 65	146	A	New Mexico St.	63 100								

Non-Div I Games:

Chicago St.

■ Loss, 
 ■ Non-Conf, S Site, 
 ■ Home 
 ■ Away 
 N Neutral

Average RPI Win:	211	WON-LOST	WINNING	LAST 10	STRENGTH OF	OPP. STRENGTH	TEAM	ADJ.	CONF.	ADJ CONF.
Average RPI Loss:	93	RECORD	PCT. RANK	GAMES	SCHEDULE	OF SCHEDULE	RPI	RPI	RPI	RPI
DIV. I ONLY	15- 13	158	2- 8	191	80	164	164	5	5	
DIV. I NON-CONF.	8- 4	97	0- 0	331	239	216	216	5	5	
TOTALS	RPI 1-25	RPI 26-50	W-L RECORDS	RPI 51-100	RPI 101-150	RPI 150+				
15- 13	0- 3	0- 1	OVERALL	1- 4	3- 2	11- 3				
10- 6	0- 1	0- 0	HOME	1- 2	2- 1	7- 2				
5- 7	0- 2	0- 1	AWAY	0- 2	1- 1	4- 1				
0- 0	0- 0	0- 0	NEUTRAL	0- 0	0- 0	0- 0				
8- 4	0- 1	0- 0	NON-CONFERENCE	0- 1	0- 0	8- 2				
5- 3	0- 0	0- 0	HOME	0- 1	0- 0	5- 2				
3- 1	0- 1	0- 0	AWAY	0- 0	0- 0	3- 0				
0- 0	0- 0	0- 0	NEUTRAL	0- 0	0- 0	0- 0				
7- 9	0- 2	0- 1	CONFERENCE	1- 3	3- 2	3- 1				
5- 3	0- 1	0- 0	HOME	1- 1	2- 1	2- 0				
2- 6	0- 1	0- 1	AWAY	0- 2	1- 1	1- 1				
0- 0	0- 0	0- 0	NEUTRAL	0- 0	0- 0	0- 0				

RPI S	Opponent	Score	RPI S	Opponent	Score	RPI S	Opponent	Score	RPI S	Opponent	Score	Team's RPI: 164
1	H UConn	49 96	34	A South Fla.	52 72	63	A Tulane	51 62	111	A UCF	44 64	
17	A Temple	64 88				63	H Tulane	68 74	111	H UCF	63 57	
24	A Ohio St.	38 80				90	H Georgia	48 51	144	A Memphis	66 59	
						96	A SMU	47 64	144	H Memphis	68 57	
						96	H SMU	67 65	148	H Tulsa	61 78	
									163	A East Carolina	69 80	
									163	H East Carolina	74 64	
									176	A Houston	71 62	
									176	H Houston	85 64	
									190	H Xavier	61 72	
									213	H Indiana St.	55 63	
									218	H Howard	66 56	
									237	A Miami (OH)	49 43	
									239	A Bowling Green	68 58	
									268	A Southeast Mo. St.	83 75	
									273	H Tennessee Tech	60 38	
									277	H Ark.-Pine Bluff	72 42	
									297	H Eastern Ill.	78 64	
									340	H Chicago St.	81 53	
LAST 12 Division I GAMES:												
148	H Tulsa	61 78	1	H UConn	49 96							
17	A Temple	64 88	34	A South Fla.	52 72							
163	A East Carolina	69 80	63	H Tulane	68 74							
144	H Memphis	68 57	111	A UCF	44 64							
63	A Tulane	51 62	163	H East Carolina	74 64							
176	A Houston	71 62	96	H SMU	67 65							

Non-Div I Games: Clarion 92 54

Cincinnati

■ Loss, 
■ Non-Conf, 
■ S Site, 
■ H Home 
■ A Away 
N Neutral

Average RPI Win:	<b>194</b>	WON-LOST	WINNING	LAST 10	STRENGTH OF	OPP. STRENGTH	TEAM	ADJ.	CONF.	ADJ CONF.
Average RPI Loss:	<b>42</b>	RECORD	PCT. RANK	GAMES	SCHEDULE	OF SCHEDULE	RPI	RPI	RPI	RPI
DIV. I ONLY	<b>15- 15</b>	<b>172</b>	<b>4- 6</b>	<b>50</b>	<b>63</b>	<b>108</b>	<b>108</b>	<b>3</b>	<b>3</b>	
DIV. I NON-CONF.	<b>11- 2</b>	<b>23</b>	<b>0- 0</b>	<b>189</b>	<b>282</b>	<b>75</b>	<b>75</b>	<b>4</b>	<b>4</b>	
TOTALS	RPI 1-25	RPI 26-50	W-L RECORDS	RPI 51-100	RPI 101-150	RPI 150+				
15- 15	0- 7	0- 3	OVERALL	2- 4	4- 0	9- 1				
9- 7	0- 3	0- 2	HOME	1- 2	3- 0	5- 0				
3- 8	0- 4	0- 1	AWAY	0- 2	0- 0	3- 1				
3- 0	0- 0	0- 0	NEUTRAL	1- 0	1- 0	1- 0				
11- 2	0- 1	0- 1	NON-CONFERENCE	0- 0	3- 0	8- 0				
7- 1	0- 0	0- 1	HOME	0- 0	2- 0	5- 0				
2- 1	0- 1	0- 0	AWAY	0- 0	0- 0	2- 0				
2- 0	0- 0	0- 0	NEUTRAL	0- 0	1- 0	1- 0				
4- 13	0- 6	0- 2	CONFERENCE	2- 4	1- 0	1- 1				
2- 6	0- 3	0- 1	HOME	1- 2	1- 0	0- 0				
1- 7	0- 3	0- 1	AWAY	0- 2	0- 0	1- 1				
1- 0	0- 0	0- 0	NEUTRAL	1- 0	0- 0	0- 0				

RPI 1-25				RPI 26-50				RPI 51-100				RPI 101+ Team's RPI: 108			
RPI	S	Opponent	Score	RPI	S	Opponent	Score	RPI	S	Opponent	Score	RPI	S	Opponent	Score
2	H	Notre Dame	80 <b>84</b>	30	H	Syracuse	62 <b>88</b>	52	A	Georgia Tech	58 <b>72</b>	112	H	North Carolina	78 67
3	A	South Carolina	61 <b>83</b>	33	A	North Carolina St.	53 <b>65</b>	52	H	Georgia Tech	62 61	134	N	Wright St.	75 51
9	A	Duke	37 <b>65</b>	42	H	Oregon	59 <b>87</b>	54	H	Virginia	37 <b>69</b>	138	H	Maine	69 61
11	A	Florida St.	47 <b>80</b>					77	A	Wake Forest	56 <b>68</b>	143	H	Louisiana Tech	78 67
11	H	Florida St.	27 <b>86</b>					98	H	Virginia Tech	69 <b>78</b>	156	A	Pittsburgh	54 46
12	H	Louisville	46 <b>60</b>					98	N	Virginia Tech	67 66	171	A	Boston College	48 <b>60</b>
18	A	Miami (FL)	57 <b>81</b>									177	H	Bethune-Cookman	59 38
												219	A	Monmouth	60 47
												227	H	Ga. Southern	58 47
												247	A	Jacksonville St.	69 63
												257	H	Coastal Caro.	64 57
												279	H	Western Caro.	78 63
												320	N	Loyola Chicago	61 40
												347	H	South Carolina St.	56 36
LAST 12 Division I GAMES:															
		98	N	Virginia Tech	67	66				112	H	North Carolina	78	67	
		52	A	Georgia Tech	58	<b>72</b>				9	A	Duke	37	<b>65</b>	
		11	A	Florida St.	47	<b>80</b>				52	H	Georgia Tech	62	61	
		2	H	Notre Dame	80	<b>84</b>				12	H	Louisville	46	<b>60</b>	
		18	A	Miami (FL)	57	<b>81</b>				33	A	North Carolina St.	53	<b>65</b>	
		156	A	Pittsburgh	54	46				54	H	Virginia	37	<b>69</b>	

Non-Div I Games:

Clemson

■ Loss, 
■ Non-Conf, S Site, 
■ Home 
■ Away 
N Neutral

## Cleveland St.

Through Games Of March 1, 2017

Average RPI Win:	266	WON-LOST	WINNING	LAST 10	STRENGTH OF	OPP. STRENGTH	TEAM	ADJ.	CONF.	ADJ CONF.
Average RPI Loss:	128	RECORD	PCT. RANK	GAMES	SCHEDULE	OF SCHEDULE	RPI	RPI	RPI	RPI
DIV. I ONLY	13- 14	187	4- 6	178	248	179	179	19	19	
DIV. I NON-CONF.	4- 5	198	0- 0	144	241	151	151	21	21	
TOTALS	RPI 1-25	RPI 26-50	W-L RECORDS	RPI 51-100	RPI 101-150	RPI 150+				
13- 14	0- 1	0- 2	OVERALL	0- 2	1- 4	12- 5				
5- 6	0- 0	0- 1	HOME	0- 1	0- 2	5- 2				
7- 8	0- 1	0- 1	AWAY	0- 1	1- 2	6- 3				
1- 0	0- 0	0- 0	NEUTRAL	0- 0	0- 0	1- 0				
4- 5	0- 1	0- 0	NON-CONFERENCE	0- 2	0- 1	4- 1				
0- 2	0- 0	0- 0	HOME	0- 1	0- 0	0- 1				
3- 3	0- 1	0- 0	AWAY	0- 1	0- 1	3- 0				
1- 0	0- 0	0- 0	NEUTRAL	0- 0	0- 0	1- 0				
9- 9	0- 0	0- 2	CONFERENCE	0- 0	1- 3	8- 4				
5- 4	0- 0	0- 1	HOME	0- 0	0- 2	5- 1				
4- 5	0- 0	0- 1	AWAY	0- 0	1- 1	3- 3				
0- 0	0- 0	0- 0	NEUTRAL	0- 0	0- 0	3- 0				

RPI 1-25				RPI 26-50				RPI 51-100				RPI 101+				Team's RPI: 179	
RPI	S	Opponent	Score	RPI	S	Opponent	Score	RPI	S	Opponent	Score	RPI	S	Opponent	Score		
24	A	Ohio St.	78 96	29	A	Green Bay	60 79	69	H	Toledo	59 92	130	A	Navy	63 88		
				29	H	Green Bay	51 65	70	A	Bucknell	66 77	134	A	Wright St.	63 84		
												134	H	Wright St.	60 65		
												145	A	Oakland	74 62		
												145	H	Oakland	79 93		
												152	A	Milwaukee	72 76		
												152	H	Milwaukee	78 80		
												160	A	Detroit Mercy	54 66		
												160	H	Detroit Mercy	75 50		
												230	N	Richmond	69 65		
												239	A	Bowling Green	64 56		
												249	H	Niagara	49 67		
												255	A	Evansville	66 62		
												285	A	Northern Ky.	58 54		
												285	H	Northern Ky.	77 58		
												297	A	Eastern Ill.	66 56		
												302	A	Valparaiso	66 62		
												302	H	Valparaiso	71 60		
												311	A	Youngstown St.	67 92		
												311	H	Youngstown St.	71 68		
												323	A	Ill.-Chicago	63 59		
												323	H	Ill.-Chicago	77 59		
LAST 12 Division I GAMES:																	
				145	H	Oakland	79 93					302	A	Valparaiso	66 62		
				160	H	Detroit Mercy	75 50					323	A	Ill.-Chicago	63 59		
				285	H	Northern Ky.	77 58					29	H	Green Bay	51 65		
				134	H	Wright St.	60 65					152	H	Milwaukee	78 80		
				152	A	Milwaukee	72 76					160	A	Detroit Mercy	54 66		
				29	A	Green Bay	60 79					145	A	Oakland	74 62		

Non-Div I Games: Notre Dame (OH) 51 66 Lake Erie 65 42

Cleveland St.

Loss, Non-Conf, S Site, H Home A Away N Neutral

Average RPI Win:	262	WON-LOST	WINNING	LAST 10	STRENGTH OF	OPP. STRENGTH	TEAM	ADJ.	CONF.	ADJ CONF.
Average RPI Loss:	173	RECORD	PCT. RANK	GAMES	SCHEDULE	OF SCHEDULE	RPI	RPI	RPI	RPI
DIV. I ONLY	11- 14	209	4- 6	310	258	257	257	21	21	
DIV. I NON-CONF.	4- 4	165	0- 0	347	327	288	288	19	19	
TOTALS	RPI 1-25	RPI 26-50	W-L RECORDS	RPI 51-100	RPI 101-150	RPI 150+				
11- 14	0- 0	0- 2	OVERALL	0- 2	1- 3	10- 7				
6- 5	0- 0	0- 1	HOME	0- 1	1- 0	5- 3				
4- 9	0- 0	0- 1	AWAY	0- 1	0- 3	4- 4				
1- 0	0- 0	0- 0	NEUTRAL	0- 0	0- 0	1- 0				
4- 4	0- 0	0- 0	NON-CONFERENCE	0- 0	0- 1	4- 3				
1- 1	0- 0	0- 0	HOME	0- 0	0- 0	1- 1				
2- 3	0- 0	0- 0	AWAY	0- 0	0- 1	2- 2				
1- 0	0- 0	0- 0	NEUTRAL	0- 0	0- 0	1- 0				
7- 10	0- 0	0- 2	CONFERENCE	0- 2	1- 2	6- 4				
5- 4	0- 0	0- 1	HOME	0- 1	1- 0	4- 2				
2- 6	0- 0	0- 1	AWAY	0- 1	0- 2	2- 2				
0- 0	0- 0	0- 0	NEUTRAL	0- 0	0- 0	0- 0				

RPI 1-25			RPI 26-50			RPI 51-100			RPI 101+			Team's RPI: 257			
RPI	S	Opponent	Score	RPI	S	Opponent	Score	RPI	S	Opponent	Score				
				49	A	Little Rock	47 79	94	A	UT Arlington	58 60	108	A	Clemson	57 64
				49	H	Little Rock	66 74	94	H	UT Arlington	41 70	114	A	Troy	66 78
												147	A	Texas St.	62 83
												147	H	Texas St.	64 48
												157	H	Louisiana	71 68
												206	A	Col. of Charleston	79 72
												214	H	Appalachian St.	60 55
												227	A	Ga. Southern	70 78
												227	H	Ga. Southern	62 65
												229	H	Saint Francis (PA)	59 70
												238	A	Wofford	62 67
												242	A	South Ala.	61 45
												258	A	Georgia St.	73 67
												258	H	Georgia St.	48 69
												260	A	Marshall	66 84
												317	A	Fort Wayne	72 57
												321	A	Arkansas St.	52 60
												321	H	Arkansas St.	57 55
												335	H	La.-Monroe	75 48
												338	H	N.C. Central	66 50
												347	N	South Carolina St.	63 54
LAST 12 Division I GAMES:															
				157	H	Louisiana	71 68	49	A	Little Rock	47 79				
				335	H	La.-Monroe	75 48	321	A	Arkansas St.	52 60				
				114	A	Troy	66 78	147	H	Texas St.	64 48				
				242	A	South Ala.	61 45	94	H	UT Arlington	41 70				
				227	H	Ga. Southern	62 65	258	A	Georgia St.	73 67				
				258	H	Georgia St.	48 69	227	A	Ga. Southern	70 78				

Non-Div I Games: Pfeiffer

91 49

Catawba

58 63

Coastal Caro.

■ Loss, 
 ■ Non-Conf, 
 ■ S Site, 
 ■ Home 
 ■ A Away 
 N Neutral



Average RPI Win:	196	WON-LOST	WINNING	LAST 10	STRENGTH OF	OPP. STRENGTH	TEAM	ADJ.	CONF.	ADJ CONF.
Average RPI Loss:	122	RECORD	PCT. RANK	GAMES	SCHEDULE	OF SCHEDULE	RPI	RPI	RPI	RPI
DIV. I ONLY	9- 20	273	3- 7	98	98	206	206	9	9	
DIV. I NON-CONF.	3- 8	262	0- 0	165	164	220	220	8	8	
TOTALS	RPI 1-25	RPI 26-50	W-L RECORDS	RPI 51-100	RPI 101-150	RPI 150+				
9- 20	0- 1	0- 6	OVERALL	1- 2	2- 3	6- 8				
5- 8	0- 0	0- 2	HOME	1- 1	1- 2	3- 3				
4- 12	0- 1	0- 4	AWAY	0- 1	1- 1	3- 5				
0- 0	0- 0	0- 0	NEUTRAL	0- 0	0- 0	0- 0				
3- 8	0- 1	0- 2	NON-CONFERENCE	0- 1	0- 1	3- 3				
0- 4	0- 0	0- 0	HOME	0- 1	0- 1	0- 2				
3- 4	0- 1	0- 2	AWAY	0- 0	0- 0	3- 1				
0- 0	0- 0	0- 0	NEUTRAL	0- 0	0- 0	0- 0				
6- 12	0- 0	0- 4	CONFERENCE	1- 1	2- 2	3- 5				
5- 4	0- 0	0- 2	HOME	1- 0	1- 1	3- 1				
1- 8	0- 0	0- 2	AWAY	0- 1	1- 1	0- 4				
0- 0	0- 0	0- 0	NEUTRAL	0- 0	0- 0	0- 0				

RPI 1-25				RPI 26-50				RPI 51-100				RPI 101+ Team's RPI: 206			
RPI	S	Opponent	Score	RPI	S	Opponent	Score	RPI	S	Opponent	Score	RPI	S	Opponent	Score
12	A	Louisville	58 86	26	A	Elon	57 70	82	A	Drexel	57 70	116	H	Charlotte	49 62
				26	H	Elon	56 84	82	H	Drexel	79 75	129	A	William & Mary	71 69
				33	A	North Carolina St.	47 91	98	H	Virginia Tech	61 71	129	H	William & Mary	70 60
				40	A	James Madison	60 74					132	A	Delaware	66 71
				40	H	James Madison	78 84					132	H	Delaware	56 69
				43	A	Western Ky.	76 89					154	A	Northeastern	44 61
												154	H	Northeastern	75 86
												176	A	Houston	63 79
												189	A	Hofstra	81 85
												189	H	Hofstra	71 55
												204	A	Towson	59 61
												204	H	Towson	59 54
												214	A	Appalachian St.	65 62
												222	A	UNCW	61 67
												222	H	UNCW	76 37
												254	A	Charleston So.	79 76
												257	H	Coastal Caro.	72 79
												294	H	North Florida	47 60
												342	A	Winthrop	95 64
LAST 12 Division I GAMES:															
				40	A	James Madison	60 74					189	A	Hofstra	81 85
				132	H	Delaware	56 69					204	H	Towson	59 54
				154	H	Northeastern	75 86					82	H	Drexel	79 75
				40	H	James Madison	78 84					222	A	UNCW	61 67
				129	A	William & Mary	71 69					189	H	Hofstra	71 55
				154	A	Northeastern	44 61					132	A	Delaware	66 71

Non-Div I Games:

Col. of Charleston

■ Loss, 
 ■ Non-Conf, S Site, 
 ■ Home 
 ■ Away 
 N Neutral

Average RPI Win:	255	WON-LOST	WINNING	LAST 10	STRENGTH OF	OPP. STRENGTH	TEAM	ADJ.	CONF.	ADJ CONF.
Average RPI Loss:	181	RECORD	PCT. RANK	GAMES	SCHEDULE	OF SCHEDULE	RPI	RPI	RPI	RPI
DIV. I ONLY	10- 19	256	4- 6	264	259	274	274	23	23	
DIV. I NON-CONF.	3- 8	262	0- 0	270	234	290	290	25	25	
TOTALS	RPI 1-25	RPI 26-50	W-L RECORDS	RPI 51-100	RPI 101-150	RPI 150+				
10- 19	0- 0	0- 0	OVERALL	0- 4	1- 2	9- 13				
7- 5	0- 0	0- 0	HOME	0- 1	0- 2	7- 2				
3- 14	0- 0	0- 0	AWAY	0- 3	1- 0	2- 11				
0- 0	0- 0	0- 0	NEUTRAL	0- 0	0- 0	0- 0				
3- 8	0- 0	0- 0	NON-CONFERENCE	0- 2	0- 1	3- 5				
2- 1	0- 0	0- 0	HOME	0- 0	0- 1	2- 0				
1- 7	0- 0	0- 0	AWAY	0- 2	0- 0	1- 5				
0- 0	0- 0	0- 0	NEUTRAL	0- 0	0- 0	0- 0				
7- 11	0- 0	0- 0	CONFERENCE	0- 2	1- 1	6- 8				
5- 4	0- 0	0- 0	HOME	0- 1	0- 1	5- 2				
2- 7	0- 0	0- 0	AWAY	0- 1	1- 0	1- 6				
0- 0	0- 0	0- 0	NEUTRAL	0- 0	0- 0	0- 0				

RPI S	Opponent	Score	RPI S	Opponent	Score	RPI S	Opponent	Score	RPI S	Opponent	Score	Team's RPI: 274
						70	A Bucknell	56 79	118	H Cornell	57 70	
						70	H Bucknell	49 79	130	A Navy	69 61	
						76	A Purdue	51 71	130	H Navy	67 80	
						79	A Gonzaga	42 72	159	A Army West Point	47 57	
									159	H Army West Point	69 76	
									169	A Siena	63 71	
									172	A Columbia	67 75	
									175	A Brown	67 62	
									186	A Providence	85 92	
									191	A American	57 68	
									191	H American	62 73	
									204	H Towson	76 71	
									220	A Boston U.	51 65	
									220	H Boston U.	96 87	
									240	A St. Bonaventure	57 70	
									270	A Loyola Maryland	77 87	
									270	H Loyola Maryland	76 62	
									293	A Lehigh	74 83	
									293	H Lehigh	75 70	
									308	A Holy Cross	62 54	
									308	H Holy Cross	70 52	
									310	A Lafayette	85 90	
									310	H Lafayette	76 69	
									332	H LIU Brooklyn	76 61	
									344	A UMass Lowell	77 82	
LAST 12 Division I GAMES:												
293	A	Lehigh	74	83	159	A	Army West Point	47	57			
310	A	Lafayette	85	90	130	A	Navy	69	61			
293	H	Lehigh	75	70	308	H	Holy Cross	70	52			
270	H	Loyola Maryland	76	62	191	H	American	62	73			
220	A	Boston U.	51	65	270	A	Loyola Maryland	77	87			
70	H	Bucknell	49	79	220	H	Boston U.	96	87			

Non-Div I Games:

Colgate

Colorado

Through Games Of March 1, 2017

Average RPI Win:	161	WON-LOST	WINNING	LAST 10	STRENGTH OF	OPP. STRENGTH	TEAM	ADJ.	CONF.	ADJ CONF.
Average RPI Loss:	37	RECORD	PCT. RANK	GAMES	SCHEDULE	OF SCHEDULE	RPI	RPI	RPI	RPI
DIV. I ONLY	15- 14	168	4- 6	46	16	87	87	1	1	
DIV. I NON-CONF.	10- 1	15	0- 0	233	198	72	72	1	1	
TOTALS	RPI 1-25	RPI 26-50	W-L RECORDS	RPI 51-100	RPI 101-150	RPI 150+				
15- 14	1- 7	2- 2	OVERALL	3- 4	3- 1	6- 0				
11- 6	1- 3	2- 1	HOME	2- 2	2- 0	4- 0				
4- 8	0- 4	0- 1	AWAY	1- 2	1- 1	2- 0				
0- 0	0- 0	0- 0	NEUTRAL	0- 0	0- 0	0- 0				
10- 1	1- 0	1- 0	NON-CONFERENCE	1- 1	1- 0	6- 0				
7- 1	1- 0	1- 0	HOME	1- 1	0- 0	4- 0				
3- 0	0- 0	0- 0	AWAY	0- 0	1- 0	2- 0				
0- 0	0- 0	0- 0	NEUTRAL	0- 0	0- 0	0- 0				
5- 13	0- 7	1- 2	CONFERENCE	2- 3	2- 1	0- 0				
4- 5	0- 3	1- 1	HOME	1- 1	2- 0	0- 0				
1- 8	0- 4	0- 1	AWAY	1- 2	0- 1	0- 0				
0- 0	0- 0	0- 0	NEUTRAL	0- 0	0- 0	0- 0				

RPI	S	Opponent	Score	RPI	S	Opponent	Score	RPI	S	Opponent	Score	RPI	S	Opponent	Score
6	A	Oregon St.	57 81	31	H	Arizona St.	52 71	55	A	California	64 59	107	A	Washington St.	56 67
6	H	Oregon St.	49 54	42	A	Oregon	66 71	55	H	California	53 65	107	H	Washington St.	70 58
7	A	Washington	46 79	42	H	Oregon	76 66	65	A	Utah	53 58	122	H	Arizona	65 56
7	H	Washington	75 79	48	H	Colorado St.	74 56	65	H	Utah	54 49	125	A	Northern Colo.	83 62
8	A	Stanford	51 64					81	A	Southern California	54 79	153	H	Idaho St.	85 56
8	H	Stanford	70 84					88	H	Wyoming	75 82	298	A	North Dakota St.	76 59
10	A	UCLA	74 87					96	H	SMU	67 50	316	A	Mississippi Val.	76 64
14	H	Kentucky	79 69									324	H	Air Force	95 68
												325	H	St. Francis Brooklyn	81 54
												327	H	Southeastern La.	112 54
LAST 12 Division I GAMES:															
107	A	Washington St.	56 67	7	H	Washington	75 79								
7	A	Washington	46 79	107	H	Washington St.	70 58								
42	H	Oregon	76 66	65	A	Utah	53 58								
6	H	Oregon St.	49 54	65	H	Utah	54 49								
55	A	California	64 59	6	A	Oregon St.	57 81								
8	A	Stanford	51 64	42	A	Oregon	66 71								

Non-Div I Games:

Colorado

Loss, Non-Conf, S Site, H Home A Away N Neutral

Colorado St.				Through Games Of March 17, 2017						
Average RPI Win:	194	WON-LOST	WINNING	LAST 10	STRENGTH OF	OPP. STRENGTH	TEAM	ADJ.	CONF.	ADJ CONF.
Average RPI Loss:	92	RECORD	PCT. RANK	GAMES	SCHEDULE	OF SCHEDULE	RPI	RPI	RPI	RPI
DIV. I ONLY	20- 7	49	8- 2	137	108	48	48	13	13	
DIV. I NON-CONF.	6- 4	127	0- 0	249	57	138	138	15	15	
TOTALS	RPI 1-25	RPI 26-50	W-L RECORDS	RPI 51-100	RPI 101-150	RPI 150+				
20- 7	0- 2	0- 0	OVERALL	4- 3	3- 0	13- 2				
12- 1	0- 0	0- 0	HOME	2- 1	2- 0	8- 0				
8- 6	0- 1	0- 0	AWAY	2- 1	1- 0	5- 1				
0- 0	0- 0	0- 0	NEUTRAL	0- 0	0- 0	0- 0				
6- 4	0- 2	0- 0	NON-CONFERENCE	0- 1	1- 0	5- 1				
5- 0	0- 0	0- 0	HOME	0- 0	1- 0	4- 0				
1- 4	0- 2	0- 0	AWAY	0- 1	0- 0	1- 1				
0- 0	0- 0	0- 0	NEUTRAL	0- 0	0- 0	0- 0				
14- 3	0- 0	0- 0	CONFERENCE	4- 2	2- 0	8- 1				
7- 1	0- 0	0- 0	HOME	2- 1	1- 0	4- 0				
7- 2	0- 0	0- 0	AWAY	2- 1	1- 0	4- 1				
0- 0	0- 0	0- 0	NEUTRAL	0- 0	0- 0	0- 0				

RPI 1-25				RPI 26-50		Team's RPI: 48		RPI 51-100				RPI 101+			
RPI	S	Opponent	Score	RPI	S	Opponent	Score	RPI	S	Opponent	Score	RPI	S	Opponent	Score
7	A	Washington	68 101					58	A	Boise St.	60 53	125	H	Northern Colo.	58 47
19	A	Oklahoma	55 70					58	H	Boise St.	45 51	142	A	New Mexico	78 63
								87	A	Colorado	56 74	142	H	New Mexico	58 55
								88	A	Wyoming	49 56	155	H	Omaha	69 42
								88	H	Wyoming	61 54	174	A	Fresno St.	66 64
								97	A	UNLV	57 37	174	H	Fresno St.	73 56
								97	H	UNLV	44 41	187	A	Utah St.	48 55
												187	H	Utah St.	74 43
												197	A	Nebraska	59 62
												208	A	San Jose St.	68 56
												208	H	San Jose St.	70 67
												215	H	Seattle U	66 62
												264	A	San Diego St.	80 46
												264	H	San Diego St.	60 43
												309	H	Denver	76 49
												324	A	Air Force	72 35
												327	H	Southeastern La.	77 31
												328	A	Montana	63 49
LAST 12 Division I GAMES:															
				88	A	Wyoming	49 56	97	H	UNLV	44 41				
				264	A	San Diego St.	80 46	58	A	Boise St.	60 53				
				142	H	New Mexico	58 55	264	H	San Diego St.	60 43				
				88	H	Wyoming	61 54	208	A	San Jose St.	68 56				
				174	A	Fresno St.	66 64	187	H	Utah St.	74 43				
				187	A	Utah St.	48 55	174	H	Fresno St.	73 56				

Non-Div I Games:	N.M. Highlands	96	31	Adams St.	76	29
------------------	----------------	----	----	-----------	----	----

Colorado St.

■ Loss, ■ Non-Conf, S Site, H Home A Away N Neutral

Average RPI Win:	255	WON-LOST	WINNING	LAST 10	STRENGTH OF	OPP. STRENGTH	TEAM	ADJ.	CONF.	ADJ CONF.
Average RPI Loss:	121	RECORD	PCT. RANK	GAMES	SCHEDULE	OF SCHEDULE	RPI	RPI	RPI	RPI
DIV. I ONLY	13- 12	164	3- 7	235	202	172	172	8	8	
DIV. I NON-CONF.	10- 3	54	0- 0	338	341	172	172	9	9	
TOTALS	RPI 1-25	RPI 26-50	W-L RECORDS	RPI 51-100	RPI 101-150	RPI 150+				
13- 12	0- 0	0- 2	OVERALL	0- 2	1- 5	12- 3				
5- 5	0- 0	0- 1	HOME	0- 1	0- 2	5- 1				
8- 7	0- 0	0- 1	AWAY	0- 1	1- 3	7- 2				
0- 0	0- 0	0- 0	NEUTRAL	0- 0	0- 0	0- 0				
10- 3	0- 0	0- 0	NON-CONFERENCE	0- 0	0- 1	10- 2				
4- 1	0- 0	0- 0	HOME	0- 0	0- 0	4- 1				
6- 2	0- 0	0- 0	AWAY	0- 0	0- 1	6- 1				
0- 0	0- 0	0- 0	NEUTRAL	0- 0	0- 0	0- 0				
3- 9	0- 0	0- 2	CONFERENCE	0- 2	1- 4	2- 1				
1- 4	0- 0	0- 1	HOME	0- 1	0- 2	1- 0				
2- 5	0- 0	0- 1	AWAY	0- 1	1- 2	1- 1				
0- 0	0- 0	0- 0	NEUTRAL	0- 0	0- 0	0- 0				

RPI S	Opponent	Score	RPI S	Opponent	Score	RPI S	Opponent	Score	RPI S	Opponent	Score	Team's RPI: 172
27	A Harvard	68 70	27	H Harvard	55 58	74	A Penn	59 68	118	A Cornell	70 77	
						74	H Penn	54 64	118	H Cornell	55 69	
									121	A Long Beach St.	60 73	
									124	A Princeton	54 78	
									124	H Princeton	52 62	
									132	A Yale	72 68	
									175	A Brown	60 69	
									186	H Providence	66 64	
									205	H UMBC	56 67	
									207	A Binghamton	75 65	
									225	A Dartmouth	91 88	
									225	H Dartmouth	69 48	
									229	A Saint Francis (PA)	84 77	
									230	A Richmond	65 58	
									262	A Stony Brook	53 55	
									270	A Loyola Maryland	65 53	
									274	H Colgate	75 67	
									314	A NJIT	65 51	
									332	H LIU Brooklyn	66 57	
									344	H UMass Lowell	76 57	
									346	A Cal St. Fullerton	61 46	
LAST 12 Division I GAMES:												
74	A Penn	59 68	175	A Brown	60 69							
124	A Princeton	54 78	132	A Yale	72 68							
225	H Dartmouth	69 48	27	A Harvard	68 70							
27	H Harvard	55 58	225	A Dartmouth	91 88							
124	H Princeton	52 62	118	H Cornell	55 69							
74	H Penn	54 64	118	A Cornell	70 77							

Non-Div I Games:

Columbia

■ Loss, 
■ Non-Conf, S Site, 
■ Home 
■ Away 
N Neutral

Average RPI Win:	317	WON-LOST	WINNING	LAST 10	STRENGTH OF	OPP. STRENGTH	TEAM	ADJ.	CONF.	ADJ CONF.
Average RPI Loss:	166	RECORD	PCT. RANK	GAMES	SCHEDULE	OF SCHEDULE	RPI	RPI	RPI	RPI
DIV. I ONLY	8- 19	282	5- 5	262	313	282	282	32	32	
DIV. I NON-CONF.	0- 12	335	0- 0	54	73	296	296	31	31	
TOTALS	RPI 1-25	RPI 26-50	W-L RECORDS	RPI 51-100	RPI 101-150	RPI 150+				
8- 19	0- 1	0- 2	OVERALL	0- 3	0- 2	8- 11				
4- 4	0- 0	0- 0	HOME	0- 1	0- 0	4- 3				
4- 14	0- 1	0- 2	AWAY	0- 2	0- 2	4- 7				
0- 1	0- 0	0- 0	NEUTRAL	0- 0	0- 0	0- 1				
0- 12	0- 1	0- 2	NON-CONFERENCE	0- 3	0- 2	0- 4				
0- 1	0- 0	0- 0	HOME	0- 1	0- 0	0- 0				
0- 10	0- 1	0- 2	AWAY	0- 2	0- 2	0- 3				
0- 1	0- 0	0- 0	NEUTRAL	0- 0	0- 0	0- 1				
8- 7	0- 0	0- 0	CONFERENCE	0- 0	0- 0	8- 7				
4- 3	0- 0	0- 0	HOME	0- 0	0- 0	4- 3				
4- 4	0- 0	0- 0	AWAY	0- 0	0- 0	4- 4				
0- 0	0- 0	0- 0	NEUTRAL	0- 0	0- 0	0- 0				

RPI 1-25				RPI 26-50				RPI 51-100				RPI 101+ Team's RPI: 282			
RPI	S	Opponent	Score	RPI	S	Opponent	Score	RPI	S	Opponent	Score	RPI	S	Opponent	Score
18	A	Miami (FL)	35 75	30	A	Syracuse	30 76	54	A	Virginia	40 103	112	A	North Carolina	55 90
				47	A	George Washington	46 77	62	A	West Virginia	39 69	140	A	VCU	44 73
								93	H	SFA	57 72	177	A	Bethune-Cookman	52 71
												177	H	Bethune-Cookman	56 76
												179	A	Hampton	54 78
												199	N	ETSU	58 70
												204	A	Towson	65 69
												205	A	UMBC	63 73
												218	A	Howard	58 66
												248	A	UMES	55 49
												278	H	Norfolk St.	45 49
												281	H	N.C. A&T	65 57
												291	A	Mt. St. Mary's	48 54
												299	A	Savannah St.	59 47
												330	A	Florida A&M	70 62
												333	A	Morgan St.	42 71
												333	H	Morgan St.	61 45
												338	H	N.C. Central	46 58
												347	A	South Carolina St.	66 63
												347	H	South Carolina St.	70 54
												348	H	Delaware St.	77 64
LAST 12 Division I GAMES:															
333	A	Morgan St.	42 71	248	A	UMES	55 49								
299	A	Savannah St.	59 47	179	A	Hampton	54 78								
347	A	South Carolina St.	66 63	333	H	Morgan St.	61 45								
348	H	Delaware St.	77 64	278	H	Norfolk St.	45 49								
177	H	Bethune-Cookman	56 76	218	A	Howard	58 66								
338	H	N.C. Central	46 58	281	H	N.C. A&T	65 57								

Non-Div I Games:

Coppin St.

■ Loss, 
 ■ Non-Conf, 
 ■ S Site, 
 ■ Home 
 ■ A Away 
 N Neutral

Average RPI Win: <b>202</b>	WON-LOST	WINNING	LAST 10	STRENGTH OF	OPP. STRENGTH	TEAM	ADJ.	CONF.	ADJ CONF.
Average RPI Loss: <b>140</b>	RECORD	PCT. RANK	GAMES	SCHEDULE	OF SCHEDULE	RPI	RPI	RPI	RPI
DIV. I ONLY	15- 10	116	4- 6	144	192	118	118	8	8
DIV. I NON-CONF.	9- 4	85	0- 0	279	319	137	137	9	9
TOTALS	RPI 1-25	RPI 26-50	W-L RECORDS	RPI 51-100	RPI 101-150	RPI 150+			
15- 10	0- 0	1- 1	OVERALL	1- 3	2- 1	11- 5			
7- 3	0- 0	1- 0	HOME	1- 2	0- 1	5- 0			
8- 7	0- 0	0- 1	AWAY	0- 1	2- 0	6- 5			
0- 0	0- 0	0- 0	NEUTRAL	0- 0	0- 0	0- 0			
9- 4	0- 0	0- 0	NON-CONFERENCE	1- 1	0- 0	8- 3			
4- 1	0- 0	0- 0	HOME	1- 1	0- 0	3- 0			
5- 3	0- 0	0- 0	AWAY	0- 0	0- 0	5- 3			
0- 0	0- 0	0- 0	NEUTRAL	0- 0	0- 0	0- 0			
6- 6	0- 0	1- 1	CONFERENCE	0- 2	2- 1	3- 2			
3- 2	0- 0	1- 0	HOME	0- 1	0- 1	2- 0			
3- 4	0- 0	0- 1	AWAY	0- 1	2- 0	1- 2			
0- 0	0- 0	0- 0	NEUTRAL	0- 0	0- 0	0- 0			

RPI S	Opponent	Score	RPI S	Opponent	Score	RPI S	Opponent	Score	RPI S	Opponent	Score	Team's RPI: 118
27	A Harvard	59 <b>62</b>	27	H Harvard	57 52	66	H New Hampshire	61 56	124	A Princeton	55 44	
						74	A Penn	34 <b>47</b>	124	H Princeton	54 <b>58</b>	
						74	H Penn	55 <b>61</b>	132	A Yale	76 63	
						82	H Drexel	53 <b>63</b>	156	A Pittsburgh	44 <b>56</b>	
									172	A Columbia	69 55	
									172	H Columbia	77 70	
									175	A Brown	67 <b>72</b>	
									204	A Towson	63 <b>68</b>	
									207	A Binghamton	54 51	
									218	H Howard	67 55	
									225	A Dartmouth	74 <b>84</b>	
									225	H Dartmouth	72 57	
									229	A Saint Francis (PA)	78 72	
									256	H Canisius	60 43	
									262	A Stony Brook	65 <b>66</b>	
									270	H Loyola Maryland	58 50	
									274	A Colgate	70 57	
									311	A Youngstown St.	80 75	
									348	A Delaware St.	72 51	
LAST 12 Division I GAMES:												
124	A Princeton	55 44	132	A Yale	76 63							
74	A Penn	34 <b>47</b>	175	A Brown	67 <b>72</b>							
27	H Harvard	57 52	225	A Dartmouth	74 <b>84</b>							
225	H Dartmouth	72 57	27	A Harvard	59 <b>62</b>							
74	H Penn	55 <b>61</b>	172	A Columbia	69 55							
124	H Princeton	54 <b>58</b>	172	H Columbia	77 70							

Non-Div I Games:

Cornell

■ Loss, 
 ■ Non-Conf, S Site, 
 ■ Home 
 ■ Away 
 N Neutral

Average RPI Win: 135		WON-LOST	WINNING	LAST 10	STRENGTH OF	OPP. STRENGTH	TEAM	ADJ.	CONF.	ADJ CONF.
Average RPI Loss: 56		RECORD	PCT. RANK	GAMES	SCHEDULE	OF SCHEDULE	RPI	RPI	RPI	RPI
DIV. I ONLY		22- 6	28	9- 1	57	60	22	22	7	7
DIV. I NON-CONF.		6- 4	127	0- 0	57	21	60	60	7	7
TOTALS		RPI 1-25	RPI 26-50	W-L RECORDS		RPI 51-100	RPI 101-150	RPI 150+		
22- 6	0- 3		4- 1	OVERALL		6- 1	0- 0	12- 1		
12- 1	0- 1		2- 0	HOME		3- 0	0- 0	7- 0		
9- 4	0- 1		1- 1	AWAY		3- 1	0- 0	5- 1		
1- 1	0- 1		1- 0	NEUTRAL		0- 0	0- 0	0- 0		
6- 4	0- 1		2- 1	NON-CONFERENCE		0- 1	0- 0	4- 1		
4- 0	0- 0		1- 0	HOME		0- 0	0- 0	3- 0		
1- 3	0- 0		0- 1	AWAY		0- 1	0- 0	1- 1		
1- 1	0- 1		1- 0	NEUTRAL		0- 0	0- 0	0- 0		
16- 2	0- 2		2- 0	CONFERENCE		6- 0	0- 0	8- 0		
8- 1	0- 1		1- 0	HOME		3- 0	0- 0	4- 0		
8- 1	0- 1		1- 0	AWAY		3- 0	0- 0	4- 0		
0- 0	0- 0		0- 0	NEUTRAL		0- 0	0- 0	0- 0		

RPI 1-25				Team's RPI: 22		RPI 26-50				RPI 51-100				RPI 101+			
RPI	S	Opponent	Score	RPI	S	Opponent	Score	RPI	S	Opponent	Score	RPI	S	Opponent	Score		
16	A	DePaul	65 79	28	H	Drake	80 77	56	A	UNI	49 50	155	H	Omaha	82 45		
16	H	DePaul	56 60	32	A	South Dakota St.	56 63	57	A	Villanova	47 44	170	H	Kansas	69 49		
20	N	Missouri	63 72	36	A	Marquette	83 63	57	H	Villanova	60 46	186	A	Providence	58 51		
				36	H	Marquette	80 77	64	A	Georgetown	67 59	186	H	Providence	88 57		
				44	N	Dayton	56 53	64	H	Georgetown	70 68	190	A	Xavier	67 57		
								73	A	St. John's (NY)	55 43	190	H	Xavier	63 52		
								73	H	St. John's (NY)	67 60	196	A	Wichita St.	54 62		
												197	H	Nebraska	80 64		
												209	A	Seton Hall	70 60		
												209	H	Seton Hall	61 44		
												221	A	Marist	72 50		
												266	A	Butler	65 53		
												266	H	Butler	67 52		
LAST 12 Division I GAMES:																	
				266	A	Butler	65 53	57	A	Villanova	47 44						
				190	A	Xavier	67 57	36	H	Marquette	80 77						
				73	H	St. John's (NY)	67 60	16	H	DePaul	56 60						
				209	H	Seton Hall	61 44	209	A	Seton Hall	70 60						
				186	H	Providence	88 57	73	A	St. John's (NY)	55 43						
				64	A	Georgetown	67 59	186	A	Providence	58 51						

Non-Div I Games:

Creighton

Loss, Non-Conf, S Site, H Home A Away N Neutral



Average RPI Win:	224	WON-LOST	WINNING	LAST 10	STRENGTH OF	OPP. STRENGTH	TEAM	ADJ.	CONF.	ADJ CONF.
Average RPI Loss:	135	RECORD	PCT. RANK	GAMES	SCHEDULE	OF SCHEDULE	RPI	RPI	RPI	RPI
DIV. I ONLY	7- 18	286	2- 8	92	189	225	225	8	8	
DIV. I NON-CONF.	5- 8	218	0- 0	213	290	223	223	9	9	
TOTALS	RPI 1-25	RPI 26-50	W-L RECORDS	RPI 51-100	RPI 101-150	RPI 150+				
7- 18	0- 0	0- 2	OVERALL	0- 2	2- 7	5- 7				
4- 6	0- 0	0- 1	HOME	0- 0	2- 1	2- 4				
3- 12	0- 0	0- 1	AWAY	0- 2	0- 6	3- 3				
0- 0	0- 0	0- 0	NEUTRAL	0- 0	0- 0	0- 0				
5- 8	0- 0	0- 0	NON-CONFERENCE	0- 1	1- 3	4- 4				
3- 2	0- 0	0- 0	HOME	0- 0	1- 0	2- 2				
2- 6	0- 0	0- 0	AWAY	0- 1	0- 3	2- 2				
0- 0	0- 0	0- 0	NEUTRAL	0- 0	0- 0	0- 0				
2- 10	0- 0	0- 2	CONFERENCE	0- 1	1- 4	1- 3				
1- 4	0- 0	0- 1	HOME	0- 0	1- 1	0- 2				
1- 6	0- 0	0- 1	AWAY	0- 1	0- 3	1- 1				
0- 0	0- 0	0- 0	NEUTRAL	0- 0	0- 0	0- 0				

RPI S	Opponent	Score	RPI S	Opponent	Score	RPI S	Opponent	Score	RPI S	Opponent	Score	Team's RPI: 225
27	A Harvard	65 70	27	H Harvard	61 70	66	A New Hampshire	47 64	117	A Old Dominion	56 82	
						74	A Penn	38 68	118	A Cornell	57 72	
									118	H Cornell	84 74	
									124	A Princeton	55 85	
									126	H Albany (NY)	69 61	
									129	A William & Mary	50 63	
									132	A Yale	44 58	
									132	H Yale	50 57	
									138	A Maine	55 60	
									159	H Army West Point	60 68	
									171	A Boston College	53 65	
									172	A Columbia	48 69	
									172	H Columbia	88 91	
									175	A Brown	92 88	
									175	H Brown	62 65	
									220	A Boston U.	61 49	
									221	H Marist	61 66	
									271	A Vermont	54 59	
									300	A Rhode Island	62 52	
									308	H Holy Cross	53 49	
									318	H Central Conn. St.	61 51	
LAST 12 Division I GAMES:												
132	A Yale	44 58	74	A Penn	38 68							
175	A Brown	92 88	124	A Princeton	55 85							
172	A Columbia	48 69	118	H Cornell	84 74							
118	A Cornell	57 72	172	H Columbia	88 91							
175	H Brown	62 65	27	H Harvard	61 70							
132	H Yale	50 57	27	A Harvard	65 70							

Non-Div I Games:

Dartmouth

■ Loss, 
■ Non-Conf, 
■ S Site, 
■ H Home 
■ A Away 
N Neutral

Average RPI Win: <b>234</b>	WON-LOST	WINNING	LAST 10	STRENGTH OF	OPP. STRENGTH	TEAM	ADJ.	CONF.	ADJ CONF.
Average RPI Loss: <b>142</b>	RECORD	PCT. RANK	GAMES	SCHEDULE	OF SCHEDULE	RPI	RPI	RPI	RPI
DIV. I ONLY	6- 23	317	3- 7	83	195	275	275	12	12
DIV. I NON-CONF.	2- 10	305	0- 0	48	294	264	264	12	12
TOTALS	RPI 1-25	RPI 26-50	W-L RECORDS	RPI 51-100	RPI 101-150	RPI 150+			
6- 23	0- 0	0- 3	OVERALL	0- 2	1- 9	5- 9			
5- 9	0- 0	0- 1	HOME	0- 1	1- 3	4- 4			
1- 12	0- 0	0- 2	AWAY	0- 0	0- 6	1- 4			
0- 2	0- 0	0- 0	NEUTRAL	0- 1	0- 0	0- 1			
2- 10	0- 0	0- 1	NON-CONFERENCE	0- 2	0- 3	2- 4			
2- 4	0- 0	0- 0	HOME	0- 1	0- 2	2- 1			
0- 4	0- 0	0- 1	AWAY	0- 0	0- 1	0- 2			
0- 2	0- 0	0- 0	NEUTRAL	0- 1	0- 0	0- 1			
4- 13	0- 0	0- 2	CONFERENCE	0- 0	1- 6	3- 5			
3- 5	0- 0	0- 1	HOME	0- 0	1- 1	2- 3			
1- 8	0- 0	0- 1	AWAY	0- 0	0- 5	1- 2			
0- 0	0- 0	0- 0	NEUTRAL	0- 0	0- 0	0- 0			

RPI 1-25				RPI 26-50				RPI 51-100				RPI 101+				Team's RPI: 275	
RPI	S	Opponent	Score	RPI	S	Opponent	Score	RPI	S	Opponent	Score	RPI	S	Opponent	Score		
				44	H	Dayton	52 68	69	N	Toledo	41 76	105	H	Saint Louis	69 106		
				46	A	Michigan St.	34 70	89	H	Mercer	60 67	110	A	Saint Joseph's	54 69		
				47	A	George Washington	62 76					111	H	UCF	38 57		
												116	A	Charlotte	79 93		
												119	A	Fordham	54 62		
												119	A	Fordham	72 85		
												119	H	Fordham	52 51		
												123	H	Radford	40 44		
												136	A	Duquesne	51 73		
												140	A	VCU	47 54		
												153	N	Idaho St.	58 70		
												165	H	La Salle	58 65		
												184	A	Western Mich.	63 76		
												193	A	George Mason	55 59		
												193	H	George Mason	58 54		
												199	A	ETSU	56 76		
												222	H	UNCW	58 67		
												230	H	Richmond	52 61		
												240	A	St. Bonaventure	51 70		
												243	H	High Point	82 72		
												244	H	Furman	71 61		
												300	H	Rhode Island	74 64		
												306	A	Massachusetts	63 59		
												306	H	Massachusetts	60 61		
LAST 12 Division I GAMES:																	
				119	A	Fordham	54 62	306	A	Massachusetts	63 59						
				140	A	VCU	47 54	44	H	Dayton	52 68						
				110	A	Saint Joseph's	54 69	230	H	Richmond	52 61						
				119	H	Fordham	52 51	240	A	St. Bonaventure	51 70						
				300	H	Rhode Island	74 64	165	H	La Salle	58 65						
				193	A	George Mason	55 59	193	H	George Mason	58 54						

Non-Div I Games:

Davidson

■ Loss, 
 ■ Non-Conf, 
 ■ S Site, 
 ■ H Home 
 ■ A Away 
 N Neutral

Average RPI Win:	178	WON-LOST	WINNING	LAST 10	STRENGTH OF	OPP. STRENGTH	TEAM	ADJ.	CONF.	ADJ CONF.
Average RPI Loss:	63	RECORD	PCT. RANK	GAMES	SCHEDULE	OF SCHEDULE	RPI	RPI	RPI	RPI
DIV. I ONLY	19- 9	79	8- 2	56	89	44	44	12	12	
DIV. I NON-CONF.	6- 6	165	0- 0	28	13	76	76	12	12	
TOTALS	RPI 1-25	RPI 26-50	W-L RECORDS	RPI 51-100	RPI 101-150	RPI 150+				
19- 9	1- 2	1- 2	OVERALL	0- 3	8- 1	9- 1				
8- 3	0- 0	1- 1	HOME	0- 1	3- 0	4- 1				
8- 4	0- 1	0- 1	AWAY	0- 1	4- 1	4- 0				
3- 2	1- 1	0- 0	NEUTRAL	0- 1	1- 0	1- 0				
6- 6	1- 2	0- 1	NON-CONFERENCE	0- 3	2- 0	3- 0				
1- 2	0- 0	0- 1	HOME	0- 1	0- 0	1- 0				
2- 2	0- 1	0- 0	AWAY	0- 1	1- 0	1- 0				
3- 2	1- 1	0- 0	NEUTRAL	0- 1	1- 0	1- 0				
13- 3	0- 0	1- 1	CONFERENCE	0- 0	6- 1	6- 1				
7- 1	0- 0	1- 0	HOME	0- 0	3- 0	3- 1				
6- 2	0- 0	0- 1	AWAY	0- 0	3- 1	3- 0				
0- 0	0- 0	0- 0	NEUTRAL	0- 0	0- 0	0- 0				

RPI 1-25				RPI 26-50				Team's RPI: 44				RPI 51-100				RPI 101+			
RPI	S	Opponent	Score	RPI	S	Opponent	Score	RPI	S	Opponent	Score	RPI	S	Opponent	Score	RPI	S	Opponent	Score
1	A	UConn	65 98	41	H	Quinnipiac	60 63	52	N	Georgia Tech	68 81	105	A	Saint Louis	78 67				
22	N	Creighton	53 56	47	A	George Washington	39 52	54	A	Virginia	56 66	105	H	Saint Louis	68 62				
25	N	Texas A&M	74 57	47	H	George Washington	50 48	69	H	Toledo	72 76	110	H	Saint Joseph's	64 59				
																117	N	Old Dominion	77 69
																119	A	Fordham	52 66
																124	A	Princeton	62 56
																136	A	Duquesne	75 64
																136	H	Duquesne	66 47
																140	A	VCU	68 48
																165	H	La Salle	51 54
																193	A	George Mason	60 48
																210	A	Wisconsin	83 64
																230	H	Richmond	55 39
																240	A	St. Bonaventure	62 60
																246	N	Liberty	82 53
																275	A	Davidson	68 52
																300	H	Rhode Island	81 51
																306	H	Massachusetts	77 65
																333	H	Morgan St.	61 42
LAST 12 Division I GAMES:																			
105	H	Saint Louis	68 62	275	A	Davidson	68 52												
119	A	Fordham	52 66	300	H	Rhode Island	81 51												
136	H	Duquesne	66 47	193	A	George Mason	60 48												
47	A	George Washington	39 52	110	H	Saint Joseph's	64 59												
230	H	Richmond	55 39	105	A	Saint Louis	78 67												
140	A	VCU	68 48	136	A	Duquesne	75 64												

Non-Div I Games:

Dayton

Average RPI Win:	146	WON-LOST	WINNING	LAST 10	STRENGTH OF	OPP. STRENGTH	TEAM	ADJ.	CONF.	ADJ CONF.
Average RPI Loss:	16	RECORD	PCT. RANK	GAMES	SCHEDULE	OF SCHEDULE	RPI	RPI	RPI	RPI
DIV. I ONLY	24- 6	21	8- 2	40	53	16	16	7	7	
DIV. I NON-CONF.	8- 4	97	0- 0	17	10	34	34	7	7	
TOTALS	RPI 1-25	RPI 26-50	W-L RECORDS	RPI 51-100	RPI 101-150	RPI 150+				
24- 6	2- 4	2- 2	OVERALL	7- 0	0- 0	13- 0				
13- 2	1- 1	0- 1	HOME	4- 0	0- 0	8- 0				
9- 3	1- 2	0- 1	AWAY	3- 0	0- 0	5- 0				
2- 1	0- 1	2- 0	NEUTRAL	0- 0	0- 0	0- 0				
8- 4	0- 4	2- 0	NON-CONFERENCE	1- 0	0- 0	5- 0				
5- 1	0- 1	0- 0	HOME	1- 0	0- 0	4- 0				
1- 2	0- 2	0- 0	AWAY	0- 0	0- 0	1- 0				
2- 1	0- 1	2- 0	NEUTRAL	0- 0	0- 0	0- 0				
16- 2	2- 0	0- 2	CONFERENCE	6- 0	0- 0	8- 0				
8- 1	1- 0	0- 1	HOME	3- 0	0- 0	4- 0				
8- 1	1- 0	0- 1	AWAY	3- 0	0- 0	4- 0				
0- 0	0- 0	0- 0	NEUTRAL	0- 0	0- 0	0- 0				

RPI	S	Opponent	Score	RPI	S	Opponent	Score	RPI	S	Opponent	Score	RPI	S	Opponent	Score
1	A	UConn	46 91	30	N	Syracuse	108 84	57	A	Villanova	80 50	182	H	UAB	90 80
2	H	Notre Dame	61 75	36	A	Marquette	81 96	57	H	Villanova	77 50	186	A	Providence	64 55
4	N	Baylor	72 104	36	H	Marquette	101 102	64	A	Georgetown	76 53	186	H	Providence	61 56
17	A	Temple	74 84	43	N	Western Ky.	77 69	64	H	Georgetown	79 70	190	A	Xavier	70 43
22	A	Creighton	60 56					72	H	Northwestern	89 66	190	H	Xavier	85 69
22	H	Creighton	79 65					73	A	St. John's (NY)	78 66	209	A	Seton Hall	96 65
								73	H	St. John's (NY)	54 51	209	H	Seton Hall	86 60
												214	H	Appalachian St.	99 58
												234	H	UT Martin	100 68
												266	A	Butler	92 62
												266	H	Butler	100 69
												283	H	Prairie View	94 62
												320	A	Loyola Chicago	107 46
LAST 12 Division I GAMES:															
64	H	Georgetown	79 70	73	H	St. John's (NY)	54 51	186	A	Providence	64 55	22	A	Creighton	60 56
57	H	Villanova	77 50	36	A	Marquette	81 96	36	H	Marquette	101 102	190	H	Xavier	85 69
266	A	Butler	92 62	266	H	Butler	100 69	266	H	Butler	100 69				
190	A	Xavier	70 43												
209	H	Seton Hall	86 60												

Non-Div I Games:

DePaul

Delaware

Through Games Of March 1, 2017

Average RPI Win:	196	WON-LOST	WINNING	LAST 10	STRENGTH OF	OPP. STRENGTH	TEAM	ADJ.	CONF.	ADJ CONF.
Average RPI Loss:	92	RECORD	PCT. RANK	GAMES	SCHEDULE	OF SCHEDULE	RPI	RPI	RPI	RPI
DIV. I ONLY	16- 13	143	5- 5	85	116	132	132	9	9	
DIV. I NON-CONF.	6- 5	148	0- 0	108	254	165	165	8	8	
TOTALS	RPI 1-25	RPI 26-50	W-L RECORDS	RPI 51-100	RPI 101-150	RPI 150+				
16- 13	0- 0	0- 5	OVERALL	0- 3	2- 1	14- 4				
9- 7	0- 0	0- 2	HOME	0- 2	1- 1	8- 2				
7- 4	0- 0	0- 2	AWAY	0- 1	1- 0	6- 1				
0- 2	0- 0	0- 1	NEUTRAL	0- 0	0- 0	0- 1				
6- 5	0- 0	0- 1	NON-CONFERENCE	0- 1	1- 0	5- 3				
4- 3	0- 0	0- 0	HOME	0- 1	1- 0	3- 2				
2- 0	0- 0	0- 0	AWAY	0- 0	0- 0	2- 0				
0- 2	0- 0	0- 1	NEUTRAL	0- 0	0- 0	0- 1				
10- 8	0- 0	0- 4	CONFERENCE	0- 2	1- 1	9- 1				
5- 4	0- 0	0- 2	HOME	0- 1	0- 1	5- 0				
5- 4	0- 0	0- 2	AWAY	0- 1	1- 0	4- 1				
0- 0	0- 0	0- 0	NEUTRAL	0- 0	0- 0	0- 0				

RPI S	Opponent	Score	RPI S	Opponent	Score	RPI S	Opponent	Score	RPI S	Opponent	Score	Team's RPI: 132
26	A Elon	42 69	26	H Elon	48 57	64	H Georgetown	46 54	124	H Princeton	66 62	
40	A James Madison	42 77	40	A James Madison	51 66	82	A Drexel	49 53	129	A William & Mary	68 54	
46	N Michigan St.	64 81				82	H Drexel	44 54	129	H William & Mary	49 60	
									154	A Northeastern	41 50	
									154	H Northeastern	65 53	
									159	H Army West Point	47 61	
									160	N Detroit Mercy	64 66	
									188	H Hartford	66 67	
									189	A Hofstra	73 56	
									189	H Hofstra	56 45	
									191	A American	56 55	
									192	H Robert Morris	67 65	
									193	H George Mason	67 51	
									204	A Towson	73 67	
									204	H Towson	75 59	
									206	A Col. of Charleston	69 56	
									206	H Col. of Charleston	71 66	
									222	A UNCW	63 52	
									222	H UNCW	57 40	
									240	H St. Bonaventure	43 40	
									270	A Loyola Maryland	47 45	
LAST 12 Division I GAMES:												
204	H Towson	75 59	40	A James Madison	42 77							
206	A Col. of Charleston	69 56	82	H Drexel	44 54							
26	H Elon	48 57	222	H UNCW	57 40							
82	A Drexel	49 53	204	A Towson	73 67							
154	A Northeastern	41 50	129	A William & Mary	68 54							
189	H Hofstra	56 45	206	H Col. of Charleston	71 66							

Non-Div I Games:

Delaware

Loss, Non-Conf, S Site, H Home A Away N Neutral

Average RPI Win: 343				WON-LOST	WINNING	LAST 10	STRENGTH OF		OPP. STRENGTH	TEAM	ADJ.	CONF.	ADJ CONF.
Average RPI Loss: 233				RECORD	PCT. RANK	GAMES	SCHEDULE		OF SCHEDULE	RPI	RPI	RPI	RPI
DIV. I ONLY				3- 25	340	1- 9	343		322	348	348	32	32
DIV. I NON-CONF.				1- 12	332	0- 0	274		244	334	334	31	31
TOTALS		RPI 1-25		RPI 26-50		W-L RECORDS		RPI 51-100		RPI 101-150		RPI 150+	
3- 25		0- 0		0- 1		OVERALL		0- 2		0- 2		3- 20	
1- 9		0- 0		0- 0		HOME		0- 0		0- 1		1- 8	
2- 16		0- 0		0- 1		AWAY		0- 2		0- 1		2- 12	
0- 0		0- 0		0- 0		NEUTRAL		0- 0		0- 0		0- 0	
1- 12		0- 0		0- 1		NON-CONFERENCE		0- 2		0- 2		1- 7	
0- 3		0- 0		0- 0		HOME		0- 0		0- 1		0- 2	
1- 9		0- 0		0- 1		AWAY		0- 2		0- 1		1- 5	
0- 0		0- 0		0- 0		NEUTRAL		0- 0		0- 0		0- 0	
2- 13		0- 0		0- 0		CONFERENCE		0- 0		0- 0		2- 13	
1- 6		0- 0		0- 0		HOME		0- 0		0- 0		1- 6	
1- 7		0- 0		0- 0		AWAY		0- 0		0- 0		1- 7	
0- 0		0- 0		0- 0		NEUTRAL		0- 0		0- 0		0- 0	

[illegible]

Non-Div I Games:

Delaware St.

Loss, Non-Conf, S Site, H Home A Away N Neutral

Average RPI Win:	293	WON-LOST	WINNING	LAST 10	STRENGTH OF	OPP. STRENGTH	TEAM	ADJ.	CONF.	ADJ CONF.
Average RPI Loss:	138	RECORD	PCT. RANK	GAMES	SCHEDULE	OF SCHEDULE	RPI	RPI	RPI	RPI
DIV. I ONLY	6- 23	317	2- 8	201	190	309	309	11	11	
DIV. I NON-CONF.	3- 10	280	0- 0	284	299	328	328	10	10	
TOTALS	RPI 1-25	RPI 26-50	W-L RECORDS	RPI 51-100	RPI 101-150	RPI 150+				
6- 23	0- 0	0- 3	OVERALL	0- 8	0- 1	6- 11				
4- 9	0- 0	0- 1	HOME	0- 3	0- 0	4- 5				
2- 13	0- 0	0- 2	AWAY	0- 1	0- 1	2- 2				
0- 1	0- 0	0- 0	NEUTRAL	0- 1	0- 0	0- 0				
3- 10	0- 0	0- 1	NON-CONFERENCE	0- 2	0- 1	3- 6				
3- 2	0- 0	0- 0	HOME	0- 0	0- 0	3- 2				
0- 7	0- 0	0- 1	AWAY	0- 1	0- 1	0- 4				
0- 1	0- 0	0- 0	NEUTRAL	0- 1	0- 0	0- 0				
3- 13	0- 0	0- 2	CONFERENCE	0- 6	0- 0	3- 5				
1- 7	0- 0	0- 1	HOME	0- 3	0- 0	1- 3				
2- 6	0- 0	0- 1	AWAY	0- 3	0- 0	2- 2				
0- 0	0- 0	0- 0	NEUTRAL	0- 0	0- 0	0- 0				

RPI S	Opponent	Score	RPI S	Opponent	Score	RPI S	Opponent	Score	RPI S	Opponent	Score	Team's RPI: 309
32	A South Dakota St.	54 78	32	H South Dakota St.	63 72	56	N UNI	68 79	125	A Northern Colo.	48 68	
48	A Colorado St.	49 76	59	A IUPUI	49 71	59	H IUPUI	45 67	151	A Oral Roberts	47 45	
			61	A South Dakota	64 70	59	H South Dakota	44 53	151	H Oral Roberts	57 70	
			61	H South Dakota	44 53	61	A Western Ill.	62 87	153	A Idaho St.	64 65	
			68	A Western Ill.	62 87	68	H Western Ill.	68 80	154	H Northeastern	69 72	
			68	H Western Ill.	68 80	88	A Wyoming	49 59	155	A Omaha	78 100	
									155	H Omaha	73 82	
									215	H Seattle U	72 75	
									228	A Grand Canyon	70 73	
									288	A Northern Ariz.	67 82	
									298	A North Dakota St.	58 67	
									298	H North Dakota St.	80 86	
									304	H Pepperdine	75 67	
									317	A Fort Wayne	78 72	
									317	H Fort Wayne	78 50	
									324	H Air Force	65 52	
									331	A Utah Valley	58 72	
									346	H Cal St. Fullerton	77 58	
LAST 12 Division I GAMES:												
155	A Omaha	78 100	317	H Fort Wayne	78 50							
32	A South Dakota St.	54 78	61	H South Dakota	44 53							
151	H Oral Roberts	57 70	151	A Oral Roberts	47 45							
298	A North Dakota St.	58 67	155	H Omaha	73 82							
68	H Western Ill.	68 80	32	H South Dakota St.	63 72							
59	H IUPUI	45 67	59	A IUPUI	49 71							

Non-Div I Games:

Denver

Detroit Mercy

Through Games Of March 1, 2017

Average RPI Win:	217	WON-LOST	WINNING	LAST 10	STRENGTH OF	OPP. STRENGTH	TEAM	ADJ.	CONF.	ADJ CONF.
Average RPI Loss:	169	RECORD	PCT. RANK	GAMES	SCHEDULE	OF SCHEDULE	RPI	RPI	RPI	RPI
DIV. I ONLY	16- 13	143	6- 4	239	204	160	160	19	19	
DIV. I NON-CONF.	4- 7	224	0- 0	272	139	238	238	21	21	
TOTALS	RPI 1-25	RPI 26-50	W-L RECORDS	RPI 51-100	RPI 101-150	RPI 150+				
16- 13	0- 0	1- 1	OVERALL	0- 2	5- 1	10- 9				
10- 2	0- 0	1- 0	HOME	0- 0	3- 0	6- 2				
5- 11	0- 0	0- 1	AWAY	0- 2	1- 1	4- 7				
1- 0	0- 0	0- 0	NEUTRAL	0- 0	1- 0	0- 0				
4- 7	0- 0	0- 0	NON-CONFERENCE	0- 2	2- 0	2- 5				
1- 2	0- 0	0- 0	HOME	0- 0	1- 0	0- 2				
2- 5	0- 0	0- 0	AWAY	0- 2	0- 0	2- 3				
1- 0	0- 0	0- 0	NEUTRAL	0- 0	1- 0	0- 0				
12- 6	0- 0	1- 1	CONFERENCE	0- 0	3- 1	8- 4				
9- 0	0- 0	1- 0	HOME	0- 0	2- 0	6- 0				
3- 6	0- 0	0- 1	AWAY	0- 0	1- 1	2- 4				
0- 0	0- 0	0- 0	NEUTRAL	0- 0	0- 0	0- 0				

RPI S	Opponent	Score	RPI S	Opponent	Score	RPI S	Opponent	Score	RPI S	Opponent	Score	Team's RPI: 160
29	A Green Bay	55 60	29	H Green Bay	76 72	69	A Toledo	66 72	101	H Kent St.	73 52	
						80	A Minnesota	91 111	132	N Delaware	66 64	
									134	A Wright St.	69 77	
									134	H Wright St.	85 80	
									145	A Oakland	80 71	
									145	H Oakland	71 61	
									152	A Milwaukee	69 81	
									152	H Milwaukee	77 63	
									162	A CSUN	67 76	
									163	A East Carolina	81 83	
									179	A Cleveland St.	50 75	
									179	H Cleveland St.	66 54	
									184	H Western Mich.	65 75	
									193	H George Mason	54 55	
									232	A Bradley	60 70	
									285	A Northern Ky.	55 53	
									285	H Northern Ky.	57 49	
									289	A Eastern Mich.	77 64	
									302	A Valparaiso	55 57	
									302	H Valparaiso	85 60	
									311	A Youngstown St.	83 67	
									311	H Youngstown St.	80 63	
									323	A Ill.-Chicago	62 63	
									323	H Ill.-Chicago	98 76	
									348	A Delaware St.	90 71	
LAST 12 Division I GAMES:												
311	A Youngstown St.	83 67	29	H Green Bay	76 72							
179	A Cleveland St.	50 75	152	H Milwaukee	77 63							
134	H Wright St.	85 80	285	A Northern Ky.	55 53							
302	A Valparaiso	55 57	134	A Wright St.	69 77							
323	A Ill.-Chicago	62 63	179	H Cleveland St.	66 54							
145	H Oakland	71 61	311	H Youngstown St.	80 63							

Non-Div I Games:

Detroit Mercy

Loss, Non-Conf, S Site, H Home A Away N Neutral



## Drake

Through Games Of March 1, 2017

Average RPI Win: <b>189</b>	WON-LOST	WINNING	LAST 10	STRENGTH OF	OPP. STRENGTH	TEAM	ADJ.	CONF.	ADJ CONF.
Average RPI Loss: <b>35</b>	RECORD	PCT. RANK	GAMES	SCHEDULE	OF SCHEDULE	RPI	RPI	RPI	RPI
DIV. I ONLY	22- 4	11	10- 0	125	106	28	28	16	16
DIV. I NON-CONF.	6- 4	127	0- 0	16	6	24	24	14	14
TOTALS	RPI 1-25	RPI 26-50	W-L RECORDS	RPI 51-100	RPI 101-150	RPI 150+			
22- 4	0- 1	0- 3	OVERALL	5- 0	2- 0	15- 0			
10- 0	0- 0	0- 0	HOME	4- 0	0- 0	6- 0			
11- 3	0- 1	0- 2	AWAY	1- 0	1- 0	9- 0			
1- 1	0- 0	0- 1	NEUTRAL	0- 0	1- 0	0- 0			
6- 4	0- 1	0- 3	NON-CONFERENCE	3- 0	2- 0	1- 0			
3- 0	0- 0	0- 0	HOME	3- 0	0- 0	0- 0			
2- 3	0- 1	0- 2	AWAY	0- 0	1- 0	1- 0			
1- 1	0- 0	0- 1	NEUTRAL	0- 0	1- 0	0- 0			
16- 0	0- 0	0- 0	CONFERENCE	2- 0	0- 0	14- 0			
7- 0	0- 0	0- 0	HOME	1- 0	0- 0	6- 0			
9- 0	0- 0	0- 0	AWAY	1- 0	0- 0	8- 0			
0- 0	0- 0	0- 0	NEUTRAL	0- 0	0- 0	0- 0			

RPI 1-25				RPI 26-50				Team's RPI: 28				RPI 51-100				RPI 101+			
RPI	S	Opponent	Score	RPI	S	Opponent	Score	RPI	S	Opponent	Score	RPI	S	Opponent	Score	RPI	S	Opponent	Score
22	A	Creighton	77 80	29	A	Green Bay	48 71	51	H	Iowa	81 76	109	A	North Dakota	99 91				
				38	N	Auburn	80 85	56	A	UNI	88 79	137	N	Eastern Wash.	93 78				
				50	A	Iowa St.	67 75	56	H	UNI	70 57	161	A	Missouri St.	90 64				
								86	H	Northern Ill.	95 86	178	A	Southern Ill.	71 60				
								88	H	Wyoming	63 50	178	H	Southern Ill.	75 59				
												196	A	Wichita St.	83 78				
												197	A	Nebraska	84 70				
												213	A	Indiana St.	64 45				
												213	H	Indiana St.	76 62				
												232	A	Bradley	93 60				
												232	H	Bradley	98 46				
												255	A	Evansville	73 48				
												255	H	Evansville	82 65				
												312	A	Illinois St.	87 36				
												312	H	Illinois St.	101 49				
												320	A	Loyola Chicago	86 42				
												320	H	Loyola Chicago	89 46				
LAST 12 Division I GAMES:																			
				56	H	UNI	70 57	178	A	Southern Ill.	71 60								
				320	A	Loyola Chicago	86 42	56	A	UNI	88 79								
				213	A	Indiana St.	64 45	213	H	Indiana St.	76 62								
				232	H	Bradley	98 46	320	H	Loyola Chicago	89 46								
				312	H	Illinois St.	101 49	312	A	Illinois St.	87 36								
				255	A	Evansville	73 48	232	A	Bradley	93 60								

Non-Div I Games: Clarke 118 43

Drake

■ Loss, 
 ■ Non-Conf, S Site, 
 ■ Home 
 ■ Away 
 N Neutral

Average RPI Win: <b>184</b>	WON-LOST	WINNING	LAST 10	STRENGTH OF	OPP. STRENGTH	TEAM	ADJ.	CONF.	ADJ CONF.
Average RPI Loss: <b>92</b>	RECORD	PCT. RANK	GAMES	SCHEDULE	OF SCHEDULE	RPI	RPI	RPI	RPI
DIV. I ONLY	20- 9	75	6- 4	151	93	82	82	9	9
DIV. I NON-CONF.	9- 2	37	0- 0	231	162	63	63	8	8
TOTALS	RPI 1-25	RPI 26-50	W-L RECORDS	RPI 51-100	RPI 101-150	RPI 150+			
20- 9	0- 0	1- 4	OVERALL	1- 1	5- 2	13- 2			
12- 2	0- 0	1- 2	HOME	1- 0	3- 0	7- 0			
6- 7	0- 0	0- 2	AWAY	0- 1	2- 2	4- 2			
2- 0	0- 0	0- 0	NEUTRAL	0- 0	0- 0	2- 0			
9- 2	0- 0	1- 0	NON-CONFERENCE	1- 1	2- 1	5- 0			
5- 0	0- 0	1- 0	HOME	1- 0	1- 0	2- 0			
2- 2	0- 0	0- 0	AWAY	0- 1	1- 1	1- 0			
2- 0	0- 0	0- 0	NEUTRAL	0- 0	0- 0	2- 0			
11- 7	0- 0	0- 4	CONFERENCE	0- 0	3- 1	8- 2			
7- 2	0- 0	0- 2	HOME	0- 0	2- 0	5- 0			
4- 5	0- 0	0- 2	AWAY	0- 0	1- 1	3- 2			
0- 0	0- 0	0- 0	NEUTRAL	0- 0	0- 0	0- 0			

RPI S	Opponent	Score	RPI S	Opponent	Score	RPI S	Opponent	Score	RPI S	Opponent	Score
			26  A	Elon	65  75	70  A	Bucknell	66  78	103  A	Vanderbilt	63  73
			26  H	Elon	45  48	71  H	Penn St.	83 60	110  H	Saint Joseph's	60 49
			30  H	Syracuse	62 61				118  A	Cornell	63 53
			40  A	James Madison	47  54				129  A	William & Mary	65  74
			40  H	James Madison	64  74				129  H	William & Mary	65 48
									132  A	Delaware	54 44
									132  H	Delaware	53 49
									154  A	Northeastern	63 33
									154  H	Northeastern	74 51
									189  A	Hofstra	53  58
									189  H	Hofstra	65 43
									193 N	George Mason	82 71
									204  A	Towson	80 65
									204  H	Towson	58 48
									206  A	Col. of Charleston	75  79
									206  H	Col. of Charleston	70 57
									222  A	UNCW	71 38
									222  H	UNCW	76 51
									249  H	Niagara	69 57
									306 N	Massachusetts	65 47
									310  A	Lafayette	81 39
									348  H	Delaware St.	69 44
LAST 12 Division I GAMES:											
129  A	William & Mary	65  74	129  H	William & Mary	65 48	132  A	Delaware	54 44			
189  A	Hofstra	53  58	206  A	Col. of Charleston	75  79	154  H	Northeastern	74 51			
40  H	James Madison	64  74	40  A	James Madison	47  54	189  H	Hofstra	65 43			
132  H	Delaware	53 49									
204  A	Towson	80 65									
222  H	UNCW	76 51									

Non-Div I Games:

Drexel

Average RPI Win:	113	WON-LOST	WINNING	LAST 10	STRENGTH OF	OPP. STRENGTH	TEAM	ADJ.	CONF.	ADJ CONF.
Average RPI Loss:	37	RECORD	PCT. RANK	GAMES	SCHEDULE	OF SCHEDULE	RPI	RPI	RPI	RPI
DIV. I ONLY	25- 4	8	9- 1	38	14	9	9	3	3	
DIV. I NON-CONF.	12- 1	7	0- 0	99	32	10	10	4	4	
TOTALS	RPI 1-25	RPI 26-50	W-L RECORDS	RPI 51-100	RPI 101-150	RPI 150+				
25- 4	4- 2	2- 1	OVERALL	7- 0	5- 1	7- 0				
16- 0	4- 0	2- 0	HOME	4- 0	3- 0	3- 0				
9- 4	0- 2	0- 1	AWAY	3- 0	2- 1	4- 0				
0- 0	0- 0	0- 0	NEUTRAL	0- 0	0- 0	0- 0				
12- 1	2- 0	1- 0	NON-CONFERENCE	2- 0	2- 1	5- 0				
8- 0	2- 0	1- 0	HOME	2- 0	1- 0	2- 0				
4- 1	0- 0	0- 0	AWAY	0- 0	1- 1	3- 0				
0- 0	0- 0	0- 0	NEUTRAL	0- 0	0- 0	0- 0				
13- 3	2- 2	1- 1	CONFERENCE	5- 0	3- 0	2- 0				
8- 0	2- 0	1- 0	HOME	2- 0	2- 0	1- 0				
5- 3	0- 2	0- 1	AWAY	3- 0	1- 0	1- 0				
0- 0	0- 0	0- 0	NEUTRAL	0- 0	0- 0	0- 0				

RPI	S	Opponent	Score	RPI	S	Opponent	Score	RPI	S	Opponent	Score	RPI	S	Opponent	Score
2	A	Notre Dame	58 62	26	H	Elon	68 61	52	A	Georgia Tech	75 68	103	A	Vanderbilt	73 77
3	H	South Carolina	74 63	30	H	Syracuse	72 55	54	A	Virginia	70 51	108	H	Clemson	65 37
11	A	Florida St.	45 69	33	A	North Carolina St.	52 55	57	H	Villanova	68 50	112	A	North Carolina	95 71
12	H	Louisville	58 55					74	H	Penn	68 55	112	H	North Carolina	70 58
14	H	Kentucky	69 54					77	A	Wake Forest	79 53	117	H	Old Dominion	92 64
18	H	Miami (FL)	83 70					77	H	Wake Forest	71 43	121	A	Long Beach St.	83 46
								98	H	Virginia Tech	84 59	156	H	Pittsburgh	62 48
												171	A	Boston College	67 44
												223	A	Rutgers	68 32
												228	H	Grand Canyon	90 47
												246	A	Liberty	98 38
												304	A	Pepperdine	99 65
												345	H	Longwood	105 48
LAST 12 Division I GAMES:															
112	A	North Carolina	95 71	108	H	Clemson	65 37	77	H	Wake Forest	71 43	2	A	Notre Dame	58 62
18	H	Miami (FL)	83 70					171	A	Boston College	67 44	98	H	Virginia Tech	84 59
77	A	Wake Forest	79 53					33	A	North Carolina St.	52 55				
156	H	Pittsburgh	62 48												
30	H	Syracuse	72 55												
54	A	Virginia	70 51												

Non-Div I Games:

Duke

■ Loss, 
 ■ Non-Conf, S Site, 
 ■ Home 
 ■ Away 
 N Neutral

Average RPI Win:	193	WON-LOST	WINNING	LAST 10	STRENGTH OF	OPP. STRENGTH	TEAM	ADJ.	CONF.	ADJ CONF.
Average RPI Loss:	112	RECORD	PCT. RANK	GAMES	SCHEDULE	OF SCHEDULE	RPI	RPI	RPI	RPI
DIV. I ONLY	16- 14	161	6- 4	112	101	136	136	12	12	
DIV. I NON-CONF.	7- 6	157	0- 1	97	82	106	106	12	12	
TOTALS	RPI 1-25	RPI 26-50	W-L RECORDS	RPI 51-100	RPI 101-150	RPI 150+				
16- 14	0- 2	1- 3	OVERALL	1- 3	3- 3	11- 3				
10- 5	0- 1	0- 2	HOME	0- 1	2- 1	8- 0				
5- 9	0- 1	1- 1	AWAY	1- 2	1- 2	2- 3				
1- 0	0- 0	0- 0	NEUTRAL	0- 0	0- 0	1- 0				
7- 6	0- 2	0- 0	NON-CONFERENCE	1- 3	1- 1	5- 0				
3- 3	0- 1	0- 0	HOME	0- 1	0- 1	3- 0				
3- 3	0- 1	0- 0	AWAY	1- 2	1- 0	1- 0				
1- 0	0- 0	0- 0	NEUTRAL	0- 0	0- 0	1- 0				
9- 8	0- 0	1- 3	CONFERENCE	0- 0	2- 2	6- 3				
7- 2	0- 0	0- 2	HOME	0- 0	2- 0	5- 0				
2- 6	0- 0	1- 1	AWAY	0- 0	0- 2	1- 3				
0- 0	0- 0	0- 0	NEUTRAL	0- 0	0- 0	0- 0				

RPI	S	Opponent	Score	RPI	S	Opponent	Score	RPI	S	Opponent	Score	RPI	S	Opponent	Score	Team's RPI: 136
21	H	Maryland	57 77	44	A	Dayton	47 66	53	A	Ohio	46 64	105	H	Saint Louis	94 65	
24	A	Ohio St.	69 89	44	H	Dayton	64 75	55	A	California	66 86	110	A	Saint Joseph's	58 60	
				47	A	George Washington	73 63	73	A	St. John's (NY)	71 65	116	H	Charlotte	63 77	
				47	H	George Washington	40 75	92	H	Buffalo	69 71	119	A	Fordham	51 64	
												140	H	VCU	70 51	
												150	A	Iona	61 58	
												156	H	Pittsburgh	63 54	
												165	A	La Salle	76 68	
												193	H	George Mason	76 57	
												193	H	George Mason	66 55	
												230	H	Richmond	73 61	
												240	A	St. Bonaventure	56 69	
												240	H	St. Bonaventure	83 61	
												241	A	Akron	67 57	
												275	H	Davidson	73 51	
												279	N	Western Caro.	65 50	
												293	H	Lehigh	63 49	
												300	A	Rhode Island	69 71	
												306	A	Massachusetts	67 75	
												310	H	Lafayette	67 52	
LAST 12 Division I GAMES:																
193	H	George Mason	66 55	193	H	George Mason	76 57									
55	A	California	66 86	110	A	Saint Joseph's	58 60									
240	H	St. Bonaventure	83 61	47	A	George Washington	73 63									
300	A	Rhode Island	69 71	230	H	Richmond	73 61									
44	A	Dayton	47 66	240	A	St. Bonaventure	56 69									
140	H	VCU	70 51	105	H	Saint Louis	94 65									

Non-Div I Games:

Duquesne

Average RPI Win:	248	WON-LOST	WINNING	LAST 10	STRENGTH OF	OPP. STRENGTH	TEAM	ADJ.	CONF.	ADJ CONF.
Average RPI Loss:	141	RECORD	PCT. RANK	GAMES	SCHEDULE	OF SCHEDULE	RPI	RPI	RPI	RPI
DIV. I ONLY	16- 13	143	6- 4	274	172	199	199	17	17	
DIV. I NON-CONF.	8- 7	164	0- 0	306	152	225	225	20	20	
TOTALS	RPI 1-25	RPI 26-50	W-L RECORDS	RPI 51-100	RPI 101-150	RPI 150+				
16- 13	0- 1	0- 1	OVERALL	0- 4	1- 2	15- 5				
8- 7	0- 1	0- 1	HOME	0- 2	1- 1	7- 2				
7- 5	0- 0	0- 0	AWAY	0- 2	0- 0	7- 3				
1- 1	0- 0	0- 0	NEUTRAL	0- 0	0- 1	1- 0				
8- 7	0- 1	0- 1	NON-CONFERENCE	0- 0	1- 2	7- 3				
4- 4	0- 1	0- 1	HOME	0- 0	1- 1	3- 1				
3- 2	0- 0	0- 0	AWAY	0- 0	0- 0	3- 2				
1- 1	0- 0	0- 0	NEUTRAL	0- 0	0- 1	1- 0				
8- 6	0- 0	0- 0	CONFERENCE	0- 4	0- 0	8- 2				
4- 3	0- 0	0- 0	HOME	0- 2	0- 0	4- 1				
4- 3	0- 0	0- 0	AWAY	0- 2	0- 0	4- 1				
0- 0	0- 0	0- 0	NEUTRAL	0- 0	0- 0	0- 0				

RPI 1-25				RPI 26-50				RPI 51-100				RPI 101+ Team's RPI: 199			
RPI	S	Opponent	Score	RPI	S	Opponent	Score	RPI	S	Opponent	Score	RPI	S	Opponent	Score
15	H	Tennessee	58 83	26	H	Elon	51 79	83	A	Chattanooga	45 60	103	H	Vanderbilt	72 80
								83	H	Chattanooga	62 70	117	H	Old Dominion	70 60
								89	A	Mercer	55 72	138	N	Maine	48 61
								89	H	Mercer	56 71	183	A	Campbell	56 55
												212	A	UNCG	62 73
												212	H	UNCG	60 52
												214	H	Appalachian St.	68 71
												236	A	Samford	69 57
												236	H	Samford	61 56
												238	A	Wofford	77 69
												238	H	Wofford	52 54
												244	A	Furman	74 64
												244	H	Furman	75 66
												253	A	Austin Peay	74 77
												265	H	Murray St.	79 60
												266	A	Butler	68 59
												273	A	Tennessee Tech	82 76
												275	H	Davidson	76 56
												279	A	Western Caro.	72 55
												279	H	Western Caro.	76 57
												282	N	Coppin St.	70 58
												285	A	Northern Ky.	56 62
												342	H	Winthrop	62 45
LAST 12 Division I GAMES:															
244	H	Furman	75 66	236	H	Samford	61 56								
238	H	Wofford	52 54	238	A	Wofford	77 69								
212	A	UNCG	62 73	244	A	Furman	74 64								
279	A	Western Caro.	72 55	279	H	Western Caro.	76 57								
83	H	Chattanooga	62 70	212	H	UNCG	60 52								
89	H	Mercer	56 71	83	A	Chattanooga	45 60								

Non-Div I Games:

ETSU

■ Loss, 
 ■ Non-Conf, 
 ■ S Site, 
 ■ H Home 
 ■ A Away 
 N Neutral

# East Carolina

Through Games Of March 1, 2017

Average RPI Win:	192	WON-LOST	WINNING	LAST 10	STRENGTH OF	OPP. STRENGTH	TEAM	ADJ.	CONF.	ADJ CONF.
Average RPI Loss:	86	RECORD	PCT. RANK	GAMES	SCHEDULE	OF SCHEDULE	RPI	RPI	RPI	RPI
DIV. I ONLY	10- 18	251	1- 9	44	86	163	163	5	5	
DIV. I NON-CONF.	8- 4	97	0- 0	101	259	90	90	5	5	
TOTALS	RPI 1-25	RPI 26-50	W-L RECORDS	RPI 51-100	RPI 101-150	RPI 150+				
10- 18	0- 4	0- 3	OVERALL	1- 2	1- 6	8- 3				
7- 7	0- 2	0- 2	HOME	1- 1	0- 1	6- 1				
1- 10	0- 2	0- 1	AWAY	0- 0	0- 5	1- 2				
2- 1	0- 0	0- 0	NEUTRAL	0- 1	1- 0	1- 0				
8- 4	0- 0	0- 1	NON-CONFERENCE	0- 1	1- 2	7- 0				
5- 1	0- 0	0- 1	HOME	0- 0	0- 0	5- 0				
1- 2	0- 0	0- 0	AWAY	0- 0	0- 2	1- 0				
2- 1	0- 0	0- 0	NEUTRAL	0- 1	1- 0	1- 0				
2- 14	0- 4	0- 2	CONFERENCE	1- 1	0- 4	1- 3				
2- 6	0- 2	0- 1	HOME	1- 1	0- 1	1- 1				
0- 8	0- 2	0- 1	AWAY	0- 0	0- 3	0- 2				
0- 0	0- 0	0- 0	NEUTRAL	0- 0	0- 0	0- 0				

RPI S Opponent	Score	RPI S Opponent	Score	RPI S Opponent	Score	RPI S Opponent	Score	Team's RPI: 163
1 A UConn	45 90	34 A South Fla.	48 79	62 N West Virginia	47 79	111 A UCF	51 79	
1 H UConn	44 91	34 H South Fla.	66 76	63 H Tulane	45 61	111 H UCF	42 54	
17 A Temple	47 78	38 H Auburn	52 61	96 H SMU	58 57	115 N Ball St.	82 69	
17 H Temple	43 76					116 A Charlotte	64 79	
						129 A William & Mary	72 82	
						144 A Memphis	50 72	
						148 A Tulsa	92 100	
						160 H Detroit Mercy	83 81	
						164 A Cincinnati	64 74	
						164 H Cincinnati	80 69	
						176 A Houston	65 81	
						176 H Houston	62 73	
						221 N Marist	70 68	
						222 H UNCW	75 65	
						226 H Southern U.	62 55	
						230 A Richmond	71 60	
						233 H Presbyterian	54 46	
						248 H UMES	66 58	
LAST 12 Division I GAMES:								
176 A Houston	65 81	176 H Houston	62 73					
164 H Cincinnati	80 69	148 A Tulsa	92 100					
111 A UCF	51 79	1 H UConn	44 91					
144 A Memphis	50 72	164 A Cincinnati	64 74					
17 H Temple	43 76	111 H UCF	42 54					
34 H South Fla.	66 76	34 A South Fla.	48 79					

Non-Div I Games: Greensboro 107 40

East Carolina

Loss, Non-Conf, S Site, H Home A Away N Neutral

Average RPI Win: <b>266</b>	WON-LOST	WINNING	LAST 10	STRENGTH OF	OPP. STRENGTH	TEAM	ADJ.	CONF.	ADJ CONF.
Average RPI Loss: <b>207</b>	RECORD	PCT. RANK	GAMES	SCHEDULE	OF SCHEDULE	RPI	RPI	RPI	RPI
DIV. I ONLY	7- 19	296	4- 6	257	315	297	297	26	26
DIV. I NON-CONF.	2- 8	288	0- 0	186	346	278	278	26	26
TOTALS	RPI 1-25	RPI 26-50	W-L RECORDS	RPI 51-100	RPI 101-150	RPI 150+			
7- 19	0- 0	0- 0	OVERALL	0- 3	0- 1	7- 15			
3- 8	0- 0	0- 0	HOME	0- 1	0- 1	3- 6			
4- 11	0- 0	0- 0	AWAY	0- 2	0- 0	4- 9			
0- 0	0- 0	0- 0	NEUTRAL	0- 0	0- 0	0- 0			
2- 8	0- 0	0- 0	NON-CONFERENCE	0- 2	0- 1	2- 5			
0- 3	0- 0	0- 0	HOME	0- 0	0- 1	0- 2			
2- 5	0- 0	0- 0	AWAY	0- 2	0- 0	2- 3			
0- 0	0- 0	0- 0	NEUTRAL	0- 0	0- 0	0- 0			
5- 11	0- 0	0- 0	CONFERENCE	0- 1	0- 0	5- 10			
3- 5	0- 0	0- 0	HOME	0- 1	0- 0	3- 4			
2- 6	0- 0	0- 0	AWAY	0- 0	0- 0	2- 6			
0- 0	0- 0	0- 0	NEUTRAL	0- 0	0- 0	0- 0			

RPI 1-25			RPI 26-50			RPI 51-100			RPI 101+ Team's RPI: 297		
RPI	S	Opponent	Score	RPI	S	Opponent	Score	RPI	S	Opponent	Score
								60	H	Belmont	58 <b>77</b>
								68	A	Western Ill.	62 <b>83</b>
								99	A	Stetson	55 <b>72</b>
								134	H	Wright St.	61 <b>71</b>
								164	A	Cincinnati	64 <b>78</b>
								179	H	Cleveland St.	56 <b>66</b>
								185	A	Morehead St.	62 <b>66</b>
								200	A	SIUE	52 <b>68</b>
								200	H	SIUE	59 <b>75</b>
								213	H	Indiana St.	61 <b>88</b>
								234	A	UT Martin	72 <b>74</b>
								234	H	UT Martin	80 70
								247	H	Jacksonville St.	71 67
								251	A	Tennessee St.	58 <b>69</b>
								253	A	Austin Peay	78 73
								253	H	Austin Peay	59 <b>69</b>
								255	A	Evansville	73 63
								265	A	Murray St.	74 <b>92</b>
								265	H	Murray St.	57 <b>66</b>
								268	A	Southeast Mo. St.	71 62
								268	H	Southeast Mo. St.	65 <b>107</b>
								273	H	Tennessee Tech	54 46
								286	A	Eastern Ky.	85 <b>88</b>
								302	A	Valparaiso	68 <b>73</b>
								312	A	Illinois St.	49 <b>60</b>
								330	A	Florida A&M	66 50
LAST 12 Division I GAMES:											
200	A	SIUE	52 <b>68</b>	251	A	Tennessee St.	58 <b>69</b>				
253	A	Austin Peay	78 73	200	H	SIUE	59 <b>75</b>				
265	H	Murray St.	57 <b>66</b>	268	A	Southeast Mo. St.	71 62				
268	H	Southeast Mo. St.	65 <b>107</b>	234	H	UT Martin	80 70				
234	A	UT Martin	72 <b>74</b>	253	H	Austin Peay	59 <b>69</b>				
273	H	Tennessee Tech	54 46	265	A	Murray St.	74 <b>92</b>				

Non-Div I Games: Ill.-Springfield 74 60 Millikin 97 54

Eastern Ill.

■ Loss, 
 ■ Non-Conf, S Site, 
 ■ Home 
 ■ Away 
 N Neutral

## Eastern Ky.

Through Games Of March 1, 2017

Average RPI Win:	248	WON-LOST	WINNING	LAST 10	STRENGTH OF	OPP. STRENGTH	TEAM	ADJ.	CONF.	ADJ CONF.
Average RPI Loss:	193	RECORD	PCT. RANK	GAMES	SCHEDULE	OF SCHEDULE	RPI	RPI	RPI	RPI
DIV. I ONLY	10- 19	256	4- 6	230	300	286	286	26	26	
DIV. I NON-CONF.	2- 10	305	0- 0	285	287	335	335	26	26	
TOTALS	RPI 1-25	RPI 26-50	W-L RECORDS	RPI 51-100	RPI 101-150	RPI 150+				
10- 19	0- 0	0- 1	OVERALL	0- 2	0- 3	10- 13				
7- 5	0- 0	0- 1	HOME	0- 1	0- 0	7- 3				
1- 11	0- 0	0- 0	AWAY	0- 1	0- 3	1- 7				
2- 3	0- 0	0- 0	NEUTRAL	0- 0	0- 0	2- 3				
2- 10	0- 0	0- 1	NON-CONFERENCE	0- 0	0- 3	2- 6				
1- 3	0- 0	0- 1	HOME	0- 0	0- 0	1- 2				
0- 4	0- 0	0- 0	AWAY	0- 0	0- 3	0- 1				
1- 3	0- 0	0- 0	NEUTRAL	0- 0	0- 0	1- 3				
8- 9	0- 0	0- 0	CONFERENCE	0- 2	0- 0	8- 7				
6- 2	0- 0	0- 0	HOME	0- 1	0- 0	6- 1				
1- 7	0- 0	0- 0	AWAY	0- 1	0- 0	1- 6				
1- 0	0- 0	0- 0	NEUTRAL	0- 0	0- 0	1- 0				

RPI S	Opponent	Score	RPI S	Opponent	Score	RPI S	Opponent	Score	RPI S	Opponent	Score	Team's RPI: 286
43	H Western Ky.	63 90	60	A Belmont	58 74	101	A Kent St.	67 80				
			60	H Belmont	67 73	105	A Saint Louis	51 78				
						134	A Wright St.	73 85				
						184	N Western Mich.	59 74				
						185	A Morehead St.	54 80				
						185	H Morehead St.	65 58				
						185	N Morehead St.	73 67				
						200	H SIUE	75 63				
						212	A UNCG	66 81				
						234	A UT Martin	56 66				
						237	N Miami (OH)	54 65				
						239	H Bowling Green	57 55				
						241	H Akron	57 63				
						247	A Jacksonville St.	61 71				
						247	H Jacksonville St.	49 54				
						251	A Tennessee St.	64 78				
						251	H Tennessee St.	66 62				
						253	H Austin Peay	80 71				
						265	A Murray St.	64 70				
						268	A Southeast Mo. St.	74 63				
						273	A Tennessee Tech	51 53				
						273	H Tennessee Tech	78 65				
						279	H Western Caro.	61 72				
						297	H Eastern Ill.	88 85				
						317	N Fort Wayne	59 68				
						333	N Morgan St.	66 58				
LAST 12 Division I GAMES:												
185	N Morehead St.	73 67	265	A Murray St.	64 70							
273	H Tennessee Tech	78 65	234	A UT Martin	56 66							
247	A Jacksonville St.	61 71	253	H Austin Peay	80 71							
251	A Tennessee St.	64 78	273	A Tennessee Tech	51 53							
60	H Belmont	67 73	247	H Jacksonville St.	49 54							
185	H Morehead St.	65 58	185	A Morehead St.	54 80							

Non-Div I Games: Ohio Valley 88 30

Eastern Ky.

Loss, Non-Conf, S Site, H Home A Away N Neutral



Average RPI Win:	278	WON-LOST	WINNING	LAST 10	STRENGTH OF	OPP. STRENGTH	TEAM	ADJ.	CONF.	ADJ CONF.
Average RPI Loss:	127	RECORD	PCT. RANK	GAMES	SCHEDULE	OF SCHEDULE	RPI	RPI	RPI	RPI
DIV. I ONLY	5- 23	323	1- 9	111	159	289	289	10	10	
DIV. I NON-CONF.	4- 7	224	0- 0	220	258	251	251	11	11	
TOTALS	RPI 1-25	RPI 26-50	W-L RECORDS	RPI 51-100	RPI 101-150	RPI 150+				
5- 23	0- 0	0- 1	OVERALL	0- 9	0- 5	5- 8				
3- 10	0- 0	0- 1	HOME	0- 3	0- 2	3- 4				
1- 11	0- 0	0- 0	AWAY	0- 5	0- 2	1- 4				
1- 2	0- 0	0- 0	NEUTRAL	0- 1	0- 1	1- 0				
4- 7	0- 0	0- 0	NON-CONFERENCE	0- 3	0- 1	4- 3				
2- 2	0- 0	0- 0	HOME	0- 0	0- 0	2- 2				
1- 3	0- 0	0- 0	AWAY	0- 2	0- 0	1- 1				
1- 2	0- 0	0- 0	NEUTRAL	0- 1	0- 1	1- 0				
1- 16	0- 0	0- 1	CONFERENCE	0- 6	0- 4	1- 5				
1- 8	0- 0	0- 1	HOME	0- 3	0- 2	1- 2				
0- 8	0- 0	0- 0	AWAY	0- 3	0- 2	0- 3				
0- 0	0- 0	0- 0	NEUTRAL	0- 0	0- 0	0- 0				

RPI S	Opponent	Score	RPI S	Opponent	Score	RPI S	Opponent	Score	RPI S	Opponent	Score	Team's RPI: 289
			35	H Central Mich.	63 104	53	A Ohio	51 68	101	A Kent St.	65 83	
						63	N Tulane	50 62	101	H Kent St.	67 86	
						69	A Toledo	57 65	115	A Ball St.	49 78	
						69	H Toledo	49 66	115	H Ball St.	54 64	
						76	A Purdue	50 77	125	N Northern Colo.	57 58	
						77	A Wake Forest	61 89	160	H Detroit Mercy	64 77	
						86	A Northern Ill.	73 85	184	A Western Mich.	60 70	
						86	H Northern Ill.	71 81	184	H Western Mich.	67 76	
						92	H Buffalo	52 56	185	A Morehead St.	73 78	
									219	H Monmouth	68 75	
									237	A Miami (OH)	61 72	
									237	H Miami (OH)	63 79	
									239	H Bowling Green	81 74	
									240	H St. Bonaventure	75 56	
									241	A Akron	62 80	
									258	N Georgia St.	69 59	
									324	H Air Force	65 44	
									329	A Incarnate Word	66 47	
LAST 12 Division I GAMES:												
115	H Ball St.	54 64	101	A Kent St.	65 83							
86	H Northern Ill.	71 81	35	H Central Mich.	63 104							
69	A Toledo	57 65	241	A Akron	62 80							
184	A Western Mich.	60 70	239	H Bowling Green	81 74							
92	H Buffalo	52 56	53	A Ohio	51 68							
237	H Miami (OH)	63 79	115	A Ball St.	49 78							

Non-Div I Games: Ferris St. 68 50

Eastern Mich.

Average RPI Win:	241	WON-LOST	WINNING	LAST 10	STRENGTH OF	OPP. STRENGTH	TEAM	ADJ.	CONF.	ADJ CONF.
Average RPI Loss:	104	RECORD	PCT. RANK	GAMES	SCHEDULE	OF SCHEDULE	RPI	RPI	RPI	RPI
DIV. I ONLY	15- 12	138	6- 4	141	219	137	137	20	20	
DIV. I NON-CONF.	4- 6	209	0- 0	39	170	112	112	18	18	
TOTALS	RPI 1-25	RPI 26-50	W-L RECORDS	RPI 51-100	RPI 101-150	RPI 150+				
15- 12	0- 1	0- 2	OVERALL	0- 5	2- 2	13- 2				
6- 4	0- 0	0- 0	HOME	0- 2	2- 1	4- 1				
8- 6	0- 1	0- 0	AWAY	0- 3	0- 1	8- 1				
1- 2	0- 0	0- 2	NEUTRAL	0- 0	0- 0	1- 0				
4- 6	0- 1	0- 2	NON-CONFERENCE	0- 3	0- 0	4- 0				
1- 1	0- 0	0- 0	HOME	0- 1	0- 0	1- 0				
2- 3	0- 1	0- 0	AWAY	0- 2	0- 0	2- 0				
1- 2	0- 0	0- 2	NEUTRAL	0- 0	0- 0	1- 0				
11- 6	0- 0	0- 0	CONFERENCE	0- 2	2- 2	9- 2				
5- 3	0- 0	0- 0	HOME	0- 1	2- 1	3- 1				
6- 3	0- 0	0- 0	AWAY	0- 1	0- 1	6- 1				
0- 0	0- 0	0- 0	NEUTRAL	0- 0	0- 0	0- 0				

RPI	S	Opponent	Score	RPI	S	Opponent	Score	RPI	S	Opponent	Score	RPI	S	Opponent	Score	Team's RPI: 137
7	A	Washington	52 100	26	N	Elon	55 76	58	A	Boise St.	64 67	109	H	North Dakota	71 75	
				28	N	Drake	78 93	63	A	Tulane	51 63	125	H	Northern Colo.	67 61	
								79	H	Gonzaga	54 73	139	A	Idaho	51 78	
								84	A	Montana St.	83 88	139	H	Idaho	67 57	
								84	H	Montana St.	61 72	153	A	Idaho St.	61 58	
												153	H	Idaho St.	58 41	
												162	A	CSUN	71 57	
												244	N	Furman	68 56	
												245	A	Portland St.	68 62	
												252	A	Weber St.	70 42	
												252	H	Weber St.	99 85	
												280	A	Sacramento St.	72 65	
												284	A	Southern Utah	67 66	
												284	H	Southern Utah	63 64	
												288	A	Northern Ariz.	47 56	
												328	A	Montana	60 46	
												328	H	Montana	64 57	
												331	A	Utah Valley	83 50	
												346	H	Cal St. Fullerton	84 67	
LAST 12 Division I GAMES:																
284	H	Southern Utah	63 64	245	A	Portland St.	68 62									
153	A	Idaho St.	61 58	280	A	Sacramento St.	72 65									
252	A	Weber St.	70 42	84	H	Montana St.	61 72									
139	A	Idaho	51 78	328	H	Montana	64 57									
125	H	Northern Colo.	67 61	284	A	Southern Utah	67 66									
109	H	North Dakota	71 75	288	A	Northern Ariz.	47 56									

Non-Div I Games: Multnomah 88 30

Eastern Wash.

■ Loss, 
 ■ Non-Conf, 
 ■ S Site, 
 ■ Home 
 ■ A Away 
 N Neutral

Average RPI Win:	165	WON-LOST	WINNING	LAST 10	STRENGTH OF	OPP. STRENGTH	TEAM	ADJ.	CONF.	ADJ CONF.
Average RPI Loss:	51	RECORD	PCT. RANK	GAMES	SCHEDULE	OF SCHEDULE	RPI	RPI	RPI	RPI
DIV. I ONLY	23- 6	25	9- 1	71	88	26	26	9	9	
DIV. I NON-CONF.	7- 4	114	2- 0	59	55	47	47	8	8	
TOTALS	RPI 1-25	RPI 26-50	W-L RECORDS	RPI 51-100	RPI 101-150	RPI 150+				
23- 6	0- 1	1- 3	OVERALL	3- 1	5- 1	14- 0				
10- 2	0- 0	0- 1	HOME	2- 1	2- 0	6- 0				
11- 4	0- 1	1- 2	AWAY	1- 0	2- 1	7- 0				
2- 0	0- 0	0- 0	NEUTRAL	0- 0	1- 0	1- 0				
7- 4	0- 1	1- 1	NON-CONFERENCE	1- 1	1- 1	4- 0				
2- 1	0- 0	0- 0	HOME	1- 1	0- 0	1- 0				
3- 3	0- 1	1- 1	AWAY	0- 0	0- 1	2- 0				
2- 0	0- 0	0- 0	NEUTRAL	0- 0	1- 0	1- 0				
16- 2	0- 0	0- 2	CONFERENCE	2- 0	4- 0	10- 0				
8- 1	0- 0	0- 1	HOME	1- 0	2- 0	5- 0				
8- 1	0- 0	0- 1	AWAY	1- 0	2- 0	5- 0				
0- 0	0- 0	0- 0	NEUTRAL	0- 0	0- 0	0- 0				

RPI 1-25				RPI 26-50				RPI 51-100				RPI 101+			
RPI	S	Opponent	Score	RPI	S	Opponent	Score	RPI	S	Opponent	Score	RPI	S	Opponent	Score
9	A	Duke	61 68	29	A	Green Bay	56 71	70	H	Bucknell	64 58	112	A	North Carolina	73 78
				35	A	Central Mich.	71 57	77	H	Wake Forest	68 78	129	A	William & Mary	60 58
				40	A	James Madison	54 61	82	A	Drexel	48 45	129	H	William & Mary	70 47
				40	H	James Madison	70 76	82	H	Drexel	75 65	132	A	Delaware	57 48
												132	H	Delaware	69 42
												137	N	Eastern Wash.	76 55
												154	A	Northeastern	76 65
												154	H	Northeastern	70 58
												189	A	Hofstra	64 53
												189	H	Hofstra	72 61
												199	A	ETSU	79 51
												204	A	Towson	67 65
												204	H	Towson	83 55
												206	A	Col. of Charleston	84 56
												206	H	Col. of Charleston	70 57
												222	A	UNCW	66 56
												222	H	UNCW	82 48
												223	H	Rutgers	66 54
												241	N	Akron	65 62
												258	A	Georgia St.	84 67
LAST 12 Division I GAMES:															
				35	A	Central Mich.	71 57	189	H	Hofstra	72 61				
				137	N	Eastern Wash.	76 55	40	A	James Madison	54 61				
				222	H	UNCW	82 48	154	H	Northeastern	70 58				
				204	A	Towson	67 65	222	A	UNCW	66 56				
				132	A	Delaware	57 48	204	H	Towson	83 55				
				129	H	William & Mary	70 47	189	A	Hofstra	64 53				

Non-Div I Games: King (TN) 93 47

Elon

Evansville

Through Games Of March 1, 2017

Average RPI Win:	260	WON-LOST	WINNING	LAST 10	STRENGTH OF	OPP. STRENGTH	TEAM	ADJ.	CONF.	ADJ CONF.
Average RPI Loss:	148	RECORD	PCT. RANK	GAMES	SCHEDULE	OF SCHEDULE	RPI	RPI	RPI	RPI
DIV. I ONLY	10- 16	240	4- 6	210	221	255	255	16	16	
DIV. I NON-CONF.	4- 6	209	0- 0	267	301	258	258	14	14	
TOTALS	RPI 1-25	RPI 26-50	W-L RECORDS	RPI 51-100	RPI 101-150	RPI 150+				
10- 16	0- 1	0- 2	OVERALL	0- 3	0- 1	10- 9				
7- 7	0- 0	0- 1	HOME	0- 1	0- 0	7- 5				
3- 9	0- 0	0- 1	AWAY	0- 0	0- 0	3- 1				
0- 0	0- 0	0- 0	NEUTRAL	0- 0	0- 0	0- 0				
4- 6	0- 1	0- 0	NON-CONFERENCE	0- 1	0- 1	4- 3				
2- 3	0- 0	0- 0	HOME	0- 0	0- 0	2- 3				
2- 3	0- 1	0- 0	AWAY	0- 1	0- 1	2- 0				
0- 0	0- 0	0- 0	NEUTRAL	0- 0	0- 0	0- 0				
6- 10	0- 0	0- 2	CONFERENCE	0- 2	0- 0	6- 6				
5- 4	0- 0	0- 1	HOME	0- 1	0- 0	5- 2				
1- 6	0- 0	0- 1	AWAY	0- 1	0- 0	1- 4				
0- 0	0- 0	0- 0	NEUTRAL	0- 0	0- 0	0- 0				

RPI 1-25				RPI 26-50				RPI 51-100				RPI 101+ Team's RPI: 255			
RPI	S	Opponent	Score	RPI	S	Opponent	Score	RPI	S	Opponent	Score	RPI	S	Opponent	Score
12	A	Louisville	47 89	28	A	Drake	65 82	56	A	UNI	40 54	115	A	Ball St.	49 84
				28	H	Drake	48 73	56	H	UNI	36 62	161	A	Missouri St.	43 68
								72	A	Northwestern	66 88	161	H	Missouri St.	41 77
												178	A	Southern Ill.	74 61
												178	H	Southern Ill.	63 60
												179	H	Cleveland St.	62 66
												196	A	Wichita St.	68 69
												196	H	Wichita St.	67 74
												213	H	Indiana St.	57 41
												232	A	Bradley	52 56
												232	H	Bradley	73 71
												253	H	Austin Peay	68 54
												265	A	Murray St.	82 77
												268	H	Southeast Mo. St.	74 76
												297	H	Eastern Ill.	63 73
												302	A	Valparaiso	70 65
												312	A	Illinois St.	58 71
												312	H	Illinois St.	60 56
												320	H	Loyola Chicago	67 36
												349	H	Alabama A&M	63 54
LAST 12 Division I GAMES:															
312	H	Illinois St.	60 56	56	H	UNI	36 62								
232	H	Bradley	73 71	232	A	Bradley	52 56								
178	A	Southern Ill.	74 61	312	A	Illinois St.	58 71								
161	A	Missouri St.	43 68	178	H	Southern Ill.	63 60								
196	A	Wichita St.	68 69	196	H	Wichita St.	67 74								
28	H	Drake	48 73	161	H	Missouri St.	41 77								

Non-Div I Games: Oakland City 108 68

Evansville

Loss, Non-Conf, S Site, H Home A Away N Neutral

Average RPI Win:	248	WON-LOST	WINNING	LAST 10	STRENGTH OF	OPP. STRENGTH	TEAM	ADJ.	CONF.	ADJ CONF.
Average RPI Loss:	92	RECORD	PCT. RANK	GAMES	SCHEDULE	OF SCHEDULE	RPI	RPI	RPI	RPI
DIV. I ONLY	21- 8	59	7- 3	197	242	100	100	25	25	
DIV. I NON-CONF.	9- 6	127	0- 1	131	202	115	115	24	24	
TOTALS	RPI 1-25	RPI 26-50	W-L RECORDS	RPI 51-100	RPI 101-150	RPI 150+				
21- 8	0- 1	0- 2	OVERALL	3- 2	0- 2	18- 1				
13- 1	0- 0	0- 0	HOME	2- 1	0- 0	11- 0				
8- 4	0- 0	0- 1	AWAY	1- 1	0- 1	7- 1				
0- 3	0- 1	0- 1	NEUTRAL	0- 0	0- 1	0- 0				
9- 6	0- 1	0- 2	NON-CONFERENCE	1- 0	0- 2	8- 1				
7- 0	0- 0	0- 0	HOME	1- 0	0- 0	6- 0				
2- 3	0- 0	0- 1	AWAY	0- 0	0- 1	2- 1				
0- 3	0- 1	0- 1	NEUTRAL	0- 0	0- 1	0- 0				
12- 2	0- 0	0- 0	CONFERENCE	2- 2	0- 0	10- 0				
6- 1	0- 0	0- 0	HOME	1- 1	0- 0	5- 0				
6- 1	0- 0	0- 0	AWAY	1- 1	0- 0	5- 0				
0- 0	0- 0	0- 0	NEUTRAL	0- 0	0- 0	0- 0				

RPI 1-25				RPI 26-50				RPI 51-100				Team's RPI: 100	RPI 101+			
RPI	S	Opponent	Score	RPI	S	Opponent	Score	RPI	S	Opponent	Score		RPI	S	Opponent	Score
24	N	Ohio St.	66 79	41	A	Quinnipiac	56 66	83	H	Chattanooga	68 55		101	N	Kent St.	64 77
				47	N	George Washington	47 76	95	A	Jacksonville	65 73		125	A	Northern Colo.	74 77
								95	H	Jacksonville	60 57		169	H	Siena	66 42
								99	A	Stetson	84 71		173	H	UC Riverside	60 45
								99	H	Stetson	64 67		179	H	Hampton	60 49
													188	A	Hartford	70 63
													201	A	Illinois	73 82
													276	A	Kennesaw St.	75 56
													276	H	Kennesaw St.	69 35
													281	H	N.C. A&T	67 41
													294	A	North Florida	68 51
													294	H	North Florida	69 46
													296	A	Lipscomb	90 63
													296	H	Lipscomb	98 50
													299	H	Savannah St.	89 40
													305	H	FIU	89 42
													314	A	NJIT	77 46
													314	H	NJIT	73 53
													319	A	USC Upstate	80 50
													319	H	USC Upstate	93 43
													336	A	Fla. Atlantic	65 50
LAST 12 Division I GAMES:																
				47	N	George Washington	47 76	294	H	North Florida	69 46					
				99	H	Stetson	64 67	95	A	Jacksonville	65 73					
				314	A	NJIT	77 46	294	A	North Florida	68 51					
				319	A	USC Upstate	80 50	95	H	Jacksonville	60 57					
				296	H	Lipscomb	98 50	319	H	USC Upstate	93 43					
				276	H	Kennesaw St.	69 35	314	H	NJIT	73 53					

Non-Div I Games: St. Thomas (FL) 71 48 Ave Maria 101 34

FGCU

Loss, Non-Conf, S Site, H Home A Away N Neutral

Average RPI Win:	294	WON-LOST	WINNING	LAST 10	STRENGTH OF	OPP. STRENGTH	TEAM	ADJ.	CONF.	ADJ CONF.
Average RPI Loss:	144	RECORD	PCT. RANK	GAMES	SCHEDULE	OF SCHEDULE	RPI	RPI	RPI	RPI
DIV. I ONLY	5- 22	322	1- 9	134	188	305	305	14	14	
DIV. I NON-CONF.	2- 9	293	0- 0	36	261	257	257	16	16	
TOTALS	RPI 1-25	RPI 26-50	W-L RECORDS	RPI 51-100	RPI 101-150	RPI 150+				
5- 22	0- 1	0- 2	OVERALL	0- 4	0- 5	5- 10				
4- 12	0- 1	0- 0	HOME	0- 2	0- 5	4- 4				
1- 10	0- 0	0- 2	AWAY	0- 2	0- 0	1- 6				
0- 0	0- 0	0- 0	NEUTRAL	0- 0	0- 0	0- 0				
2- 9	0- 1	0- 1	NON-CONFERENCE	0- 3	0- 1	2- 3				
2- 7	0- 1	0- 0	HOME	0- 2	0- 1	2- 3				
0- 2	0- 0	0- 1	AWAY	0- 1	0- 0	0- 0				
0- 0	0- 0	0- 0	NEUTRAL	0- 0	0- 0	0- 0				
3- 13	0- 0	0- 1	CONFERENCE	0- 1	0- 4	3- 7				
2- 5	0- 0	0- 0	HOME	0- 0	0- 4	2- 1				
1- 8	0- 0	0- 1	AWAY	0- 1	0- 0	1- 6				
0- 0	0- 0	0- 0	NEUTRAL	0- 0	0- 0	0- 0				

RPI 1-25			RPI 26-50			RPI 51-100			RPI 101+			Team's RPI: 305
RPI	S	Opponent	Score	RPI	S	Opponent	Score	RPI	S	Opponent	Score	
18	H	Miami (FL)	49 69	34	A	South Fla.	41 91	64	H	Georgetown	53 66	111 H UCF 52 69
				43	A	Western Ky.	38 90	75	A	Middle Tenn.	43 95	116 H Charlotte 54 101
								95	H	Jacksonville	56 71	117 H Old Dominion 64 86
								100	A	FGCU	42 89	127 H Southern Miss. 37 75
												143 H Louisiana Tech 63 76
												166 A Rice 55 74
												181 A North Texas 49 69
												182 A UAB 68 82
												192 H Robert Morris 59 57
												193 H George Mason 51 67
												194 A UTSA 55 69
												194 H UTSA 61 70
												203 H Texas Southern 62 70
												252 H Weber St. 61 64
												260 A Marshall 52 70
												301 A UTEP 47 88
												301 H UTEP 88 87
												306 H Massachusetts 58 57
												336 A Fla. Atlantic 65 60
												336 H Fla. Atlantic 74 65
LAST 12 Division I GAMES:												
301	A	UTEP	47 88	116	H	Charlotte	54 101					
194	A	UTSA	55 69	117	H	Old Dominion	64 86					
143	H	Louisiana Tech	63 76	336	A	Fla. Atlantic	65 60					
127	H	Southern Miss.	37 75	182	A	UAB	68 82					
181	A	North Texas	49 69	75	A	Middle Tenn.	43 95					
166	A	Rice	55 74	194	H	UTSA	61 70					

Non-Div I Games:

FIU

■ Loss, 
 ■ Non-Conf, 
 ■ S Site, 
 ■ H Home 
 ■ A Away 
 N Neutral

## Fairfield

Through Games Of March 1, 2017

Average RPI Win:	230	WON-LOST	WINNING	LAST 10	STRENGTH OF	OPP. STRENGTH	TEAM	ADJ.	CONF.	ADJ CONF.
Average RPI Loss:	162	RECORD	PCT. RANK	GAMES	SCHEDULE	OF SCHEDULE	RPI	RPI	RPI	RPI
DIV. I ONLY	16- 13	143	7- 3	231	222	168	168	18	18	
DIV. I NON-CONF.	3- 6	230	0- 0	206	264	227	227	17	17	
TOTALS	RPI 1-25	RPI 26-50	W-L RECORDS	RPI 51-100	RPI 101-150	RPI 150+				
16- 13	0- 1	1- 2	OVERALL	0- 0	3- 2	12- 8				
9- 4	0- 0	1- 0	HOME	0- 0	2- 0	6- 4				
7- 9	0- 1	0- 2	AWAY	0- 0	1- 2	6- 4				
0- 0	0- 0	0- 0	NEUTRAL	0- 0	0- 0	0- 0				
3- 6	0- 1	0- 1	NON-CONFERENCE	0- 0	0- 1	3- 3				
1- 2	0- 0	0- 0	HOME	0- 0	0- 0	1- 2				
2- 4	0- 1	0- 1	AWAY	0- 0	0- 1	2- 1				
0- 0	0- 0	0- 0	NEUTRAL	0- 0	0- 0	0- 0				
13- 7	0- 0	1- 1	CONFERENCE	0- 0	3- 1	9- 5				
8- 2	0- 0	1- 0	HOME	0- 0	2- 0	5- 2				
5- 5	0- 0	0- 1	AWAY	0- 0	1- 1	4- 3				
0- 0	0- 0	0- 0	NEUTRAL	0- 0	0- 0	0- 0				

RPI S	Opponent	Score	RPI S	Opponent	Score	RPI S	Opponent	Score	RPI S	Opponent	Score	Team's RPI: 168
17	A Temple	59 73	27	A Harvard	44 58				120	A Rider	68 67	
			41	A Quinnipiac	55 60				120	H Rider	53 49	
			41	H Quinnipiac	65 52				126	A Albany (NY)	45 59	
									150	A Iona	55 65	
									150	H Iona	68 59	
									165	A La Salle	61 68	
									169	A Siena	52 67	
									169	H Siena	61 57	
									195	H Sacred Heart	44 56	
									219	A Monmouth	71 68	
									219	H Monmouth	53 60	
									221	A Marist	55 71	
									221	H Marist	62 68	
									249	A Niagara	65 55	
									249	H Niagara	66 63	
									256	A Canisius	49 63	
									256	H Canisius	57 48	
									270	H Loyola Maryland	58 57	
									272	A Manhattan	64 43	
									272	H Manhattan	71 56	
									291	A Mt. St. Mary's	70 57	
									300	H Rhode Island	65 72	
									326	A Saint Peter's	56 39	
									326	H Saint Peter's	50 38	
									344	A UMass Lowell	65 41	
LAST 12 Division I GAMES:												
120	H Rider	53 49	326	H Saint Peter's	50 38							
256	H Canisius	57 48	41	H Quinnipiac	65 52							
150	A Iona	55 65	249	H Niagara	66 63							
221	H Marist	62 68	219	H Monmouth	53 60							
326	A Saint Peter's	56 39	256	A Canisius	49 63							
272	A Manhattan	64 43	249	A Niagara	65 55							

Non-Div I Games:

Fairfield

■ Loss, 
 ■ Non-Conf, S Site, 
 ■ Home 
 ■ Away 
 N Neutral

Ralphie Brumfield				Through Games Of March 17, 2017						
Average RPI Win:	313	WON-LOST	WINNING	LAST 10	STRENGTH OF	OPP. STRENGTH	TEAM	ADJ.	CONF.	ADJ CONF.
Average RPI Loss:	254	RECORD	PCT. RANK	GAMES	SCHEDULE	OF SCHEDULE	RPI	RPI	RPI	RPI
DIV. I ONLY	8- 20	284	4- 6	348	348	339	339	31	31	
DIV. I NON-CONF.	2- 8	288	0- 0	348	343	346	346	32	32	
TOTALS	RPI 1-25	RPI 26-50	W-L RECORDS	RPI 51-100	RPI 101-150	RPI 150+				
8- 20	0- 0	0- 0	OVERALL	0- 0	0- 1	8- 19				
4- 9	0- 0	0- 0	HOME	0- 0	0- 0	4- 9				
4- 11	0- 0	0- 0	AWAY	0- 0	0- 1	4- 9				
0- 0	0- 0	0- 0	NEUTRAL	0- 0	0- 0	0- 0				
2- 8	0- 0	0- 0	NON-CONFERENCE	0- 0	0- 1	2- 7				
1- 3	0- 0	0- 0	HOME	0- 0	0- 0	1- 3				
1- 5	0- 0	0- 0	AWAY	0- 0	0- 1	1- 4				
0- 0	0- 0	0- 0	NEUTRAL	0- 0	0- 0	0- 0				
6- 12	0- 0	0- 0	CONFERENCE	0- 0	0- 0	6- 12				
3- 6	0- 0	0- 0	HOME	0- 0	0- 0	3- 6				
3- 6	0- 0	0- 0	AWAY	0- 0	0- 0	3- 6				
0- 0	0- 0	0- 0	NEUTRAL	0- 0	0- 0	0- 0				

RPI 1-25				RPI 26-50				RPI 51-100				RPI 101+				Team's RPI: 339	
RPI	S	Opponent	Score	RPI	S	Opponent	Score	RPI	S	Opponent	Score	RPI	S	Opponent	Score		
												142	A	New Mexico	56	83	
												159	A	Army West Point	58	86	
												192	A	Robert Morris	48	62	
												192	H	Robert Morris	64	66	
												195	A	Sacred Heart	60	68	
												195	H	Sacred Heart	58	56	
												207	H	Binghamton	69	80	
												218	H	Howard	68	71	
												219	A	Monmouth	63	72	
												229	A	Saint Francis (PA)	64	73	
												229	H	Saint Francis (PA)	79	82	
												263	A	Bryant	48	50	
												263	H	Bryant	48	56	
												291	A	Mt. St. Mary's	50	61	
												291	H	Mt. St. Mary's	71	75	
												314	A	NJIT	66	61	
												318	A	Central Conn. St.	49	68	
												318	H	Central Conn. St.	77	64	
												324	H	Air Force	48	56	
												325	A	St. Francis Brooklyn	59	58	
												325	H	St. Francis Brooklyn	59	66	
												326	A	Saint Peter's	43	65	
												332	A	LIU Brooklyn	67	54	
												332	H	LIU Brooklyn	64	46	
											343	A	Wagner	59	53		
											343	H	Wagner	66	74		
LAST 12 Division I GAMES:																	
				192	A	Robert Morris	48	62				195	H	Sacred Heart	58	56	
				229	A	Saint Francis (PA)	64	73				343	H	Wagner	66	74	
				195	A	Sacred Heart	60	68				263	A	Bryant	48	50	
				291	H	Mt. St. Mary's	71	75				325	A	St. Francis Brooklyn	59	58	
				318	H	Central Conn. St.	77	64				325	H	St. Francis Brooklyn	59	66	
				332	A	LIU Brooklyn	67	54				332	H	LIU Brooklyn	64	46	

Non-Div I Games: Queens (NY)

54

70

Fairleigh Dickinson

■ Loss, ■ Non-Conf, S Site, H Home A Away N Neutral



RPI	S	Opponent	Score
344	A	UMass Lowell	55 61
345	H	Longwood	75 59

F  
a  
i  
r  
l  
e  
i  
g  
h  
D  
i  
c  
k  
i  
n  
s  
o  
n

F  
a  
i  
r  
l  
e  
i  
g  
h  
D  
i  
c  
k  
i  
n  
s  
o  
n

Fairleigh Dickinson

Fla. Atlantic

Through Games Of March 1, 2017

Average RPI Win:	265	WON-LOST	WINNING	LAST 10	STRENGTH OF	OPP. STRENGTH	TEAM	ADJ.	CONF.	ADJ CONF.
Average RPI Loss:	188	RECORD	PCT. RANK	GAMES	SCHEDULE	OF SCHEDULE	RPI	RPI	RPI	RPI
DIV. I ONLY	3- 23	336	0- 10	255	235	336	336	14	14	
DIV. I NON-CONF.	3- 7	250	0- 0	208	348	309	309	16	16	
TOTALS	RPI 1-25	RPI 26-50	W-L RECORDS	RPI 51-100	RPI 101-150	RPI 150+				
3- 23	0- 0	0- 1	OVERALL	0- 3	0- 5	3- 14				
3- 10	0- 0	0- 0	HOME	0- 1	0- 4	3- 5				
0- 13	0- 0	0- 1	AWAY	0- 2	0- 1	0- 9				
0- 0	0- 0	0- 0	NEUTRAL	0- 0	0- 0	0- 0				
3- 7	0- 0	0- 0	NON-CONFERENCE	0- 2	0- 1	3- 4				
3- 3	0- 0	0- 0	HOME	0- 1	0- 0	3- 2				
0- 4	0- 0	0- 0	AWAY	0- 1	0- 1	0- 2				
0- 0	0- 0	0- 0	NEUTRAL	0- 0	0- 0	0- 0				
0- 16	0- 0	0- 1	CONFERENCE	0- 1	0- 4	0- 10				
0- 7	0- 0	0- 0	HOME	0- 0	0- 4	0- 3				
0- 9	0- 0	0- 1	AWAY	0- 1	0- 0	0- 7				
0- 0	0- 0	0- 0	NEUTRAL	0- 0	0- 0	0- 0				

RPI S	Opponent	Score	RPI S	Opponent	Score	RPI S	Opponent	Score	RPI S	Opponent	Score	Team's RPI: 336
43	A Western Ky.	55 76	75	A Middle Tenn.	69 87	116	H Charlotte	66 72				
			89	A Mercer	57 74	117	H Old Dominion	73 93				
			100	H FGCU	50 65	122	A Arizona	67 77				
						127	H Southern Miss.	67 82				
						143	H Louisiana Tech	52 76				
						166	A Rice	55 89				
						181	A North Texas	57 79				
						182	A UAB	55 66				
						194	A UTSA	66 97				
						194	H UTSA	62 72				
						213	H Indiana St.	70 67				
						228	A Grand Canyon	60 81				
						230	H Richmond	67 77				
						247	H Jacksonville St.	63 55				
						248	H UMES	59 76				
						260	A Marshall	53 76				
						294	A North Florida	88 95				
						301	A UTEP	59 69				
						301	H UTEP	50 51				
						305	A FIU	65 74				
						305	H FIU	60 65				
						334	H Jackson St.	67 58				
LAST 12 Division I GAMES:												
194	A UTSA	66 97	117	H Old Dominion	73 93							
301	A UTEP	59 69	116	H Charlotte	66 72							
127	H Southern Miss.	67 82	305	H FIU	60 65							
143	H Louisiana Tech	52 76	75	A Middle Tenn.	69 87							
166	A Rice	55 89	182	A UAB	55 66							
181	A North Texas	57 79	301	H UTEP	50 51							

Non-Div I Games: Fla. Memorial 84 64

Fla. Atlantic

Loss, Non-Conf, S Site, H Home A Away N Neutral

Average RPI Win:	181	WON-LOST	WINNING	LAST 10	STRENGTH OF	OPP. STRENGTH	TEAM	ADJ.	CONF.	ADJ CONF.
Average RPI Loss:	31	RECORD	PCT. RANK	GAMES	SCHEDULE	OF SCHEDULE	RPI	RPI	RPI	RPI
DIV. I ONLY	15- 15	172	5- 5	52	34	78	78	2	2	
DIV. I NON-CONF.	9- 4	85	0- 0	133	137	59	59	2	2	
TOTALS	RPI 1-25	RPI 26-50	W-L RECORDS	RPI 51-100	RPI 101-150	RPI 150+				
15- 15	1- 9	0- 4	OVERALL	3- 1	3- 1	8- 0				
3- 6	0- 4	0- 1	HOME	1- 0	0- 1	2- 0				
5- 8	0- 5	0- 2	AWAY	2- 1	2- 0	1- 0				
7- 1	1- 0	0- 1	NEUTRAL	0- 0	1- 0	5- 0				
9- 4	1- 1	0- 2	NON-CONFERENCE	1- 1	1- 0	6- 0				
1- 0	0- 0	0- 0	HOME	0- 0	0- 0	1- 0				
2- 3	0- 1	0- 1	AWAY	1- 1	0- 0	1- 0				
6- 1	1- 0	0- 1	NEUTRAL	0- 0	1- 0	4- 0				
6- 11	0- 8	0- 2	CONFERENCE	2- 0	2- 1	2- 0				
2- 6	0- 4	0- 1	HOME	1- 0	0- 1	1- 0				
3- 5	0- 4	0- 1	AWAY	1- 0	2- 0	0- 0				
1- 0	0- 0	0- 0	NEUTRAL	0- 0	0- 0	1- 0				

RPI 1-25			RPI 26-50			RPI 51-100			Team's RPI: 78	RPI 101+		
RPI	S	Opponent	Score	RPI	S	Opponent	Score	RPI	S	Opponent	Score	
3	H	South Carolina	62 81	31	A	Arizona St.	63 69	72	A	Northwestern	68 73	103 A Vanderbilt 93 73
5	A	Mississippi St.	49 82	37	A	LSU	67 78	83	A	Chattanooga	72 61	113 H Ole Miss 75 84
11	A	Florida St.	58 83	38	H	Auburn	75 82	90	A	Georgia	76 68	121 N Long Beach St. 83 53
14	A	Kentucky	48 67	45	N	Indiana	88 102	90	H	Georgia	65 58	131 A Alabama 66 56
15	A	Tennessee	70 74									167 H Arkansas 57 53
15	H	Tennessee	75 84									167 N Arkansas 71 61
17	N	Temple	83 76									238 N Wofford 74 51
20	H	Missouri	67 74									242 N South Ala. 85 33
25	A	Texas A&M	76 84									281 N N.C. A&T 67 38
25	H	Texas A&M	59 67									321 A Arkansas St. 71 60
												327 H Southeastern La. 102 51
												330 N Florida A&M 78 65
LAST 12 Division I GAMES:												
167	N	Arkansas	71 61	167	H	Arkansas	57 53	113	H	Ole Miss	75 84	
90	H	Georgia	65 58	25	A	Texas A&M	76 84	103	A	Vanderbilt	93 73	
15	A	Tennessee	70 74	15	H	Tennessee	75 84	90	A	Georgia	76 68	
14	A	Kentucky	48 67									
20	H	Missouri	67 74									
131	A	Alabama	66 56									

Non-Div I Games:

Florida

Average RPI Win:	292	WON-LOST	WINNING	LAST 10	STRENGTH OF	OPP. STRENGTH	TEAM	ADJ.	CONF.	ADJ CONF.
Average RPI Loss:	236	RECORD	PCT. RANK	GAMES	SCHEDULE	OF SCHEDULE	RPI	RPI	RPI	RPI
DIV. I ONLY	9- 17	254	8- 2	344	342	330	330	32	32	
DIV. I NON-CONF.	0- 11	335	0- 0	320	295	349	349	31	31	
TOTALS	RPI 1-25	RPI 26-50	W-L RECORDS	RPI 51-100	RPI 101-150	RPI 150+				
9- 17	0- 0	0- 0	OVERALL	0- 1	0- 1	9- 15				
6- 6	0- 0	0- 0	HOME	0- 0	0- 0	6- 6				
3- 7	0- 0	0- 0	AWAY	0- 0	0- 1	3- 6				
0- 4	0- 0	0- 0	NEUTRAL	0- 1	0- 0	0- 3				
0- 11	0- 0	0- 0	NON-CONFERENCE	0- 1	0- 1	0- 9				
0- 4	0- 0	0- 0	HOME	0- 0	0- 0	0- 4				
0- 3	0- 0	0- 0	AWAY	0- 0	0- 1	0- 2				
0- 4	0- 0	0- 0	NEUTRAL	0- 1	0- 0	0- 3				
9- 6	0- 0	0- 0	CONFERENCE	0- 0	0- 0	9- 6				
6- 2	0- 0	0- 0	HOME	0- 0	0- 0	6- 2				
3- 4	0- 0	0- 0	AWAY	0- 0	0- 0	3- 4				
0- 0	0- 0	0- 0	NEUTRAL	0- 0	0- 0	0- 0				

RPI 1-25			RPI 26-50			RPI 51-100			RPI 101+			Team's RPI: 330
RPI	S	Opponent	Score	RPI	S	Opponent	Score	RPI	S	Opponent	Score	
						78 N Florida	65 78	131 A		Alabama	46 81	
								155 H		Omaha	50 70	
								177 H		Bethune-Cookman	41 64	
								179 H		Hampton	62 44	
								185 H		Morehead St.	48 53	
								218 A		Howard	58 72	
								218 H		Howard	55 51	
								230 N		Richmond	51 64	
								247 N		Jacksonville St.	54 66	
								248 H		UMES	59 49	
								260 A		Marshall	67 77	
								262 N		Stony Brook	49 80	
								278 H		Norfolk St.	59 51	
								279 H		Western Caro.	61 62	
								281 A		N.C. A&T	57 65	
								282 H		Coppin St.	62 70	
								294 A		North Florida	60 71	
								297 H		Eastern Ill.	50 66	
								299 A		Savannah St.	52 56	
								333 A		Morgan St.	61 26	
								333 H		Morgan St.	51 48	
								338 A		N.C. Central	49 52	
								347 A		South Carolina St.	81 61	
								348 A		Delaware St.	65 56	
								348 H		Delaware St.	69 61	
LAST 12 Division I GAMES:												
						347 A	South Carolina St.	81 61				
						179 H	Hampton	62 44				
						278 H	Norfolk St.	59 51				
						338 A	N.C. Central	49 52				
						281 A	N.C. A&T	57 65				
						348 H	Delaware St.	69 61				
						218 H	Howard	55 51				
						333 A	Morgan St.	61 26				
						348 A	Delaware St.	65 56				
						248 H	UMES	59 49				
						177 H	Bethune-Cookman	41 64				
						299 A	Savannah St.	52 56				

Non-Div I Games: Thomas (GA) 74 65 Stillman 69 59

Florida A&M

Loss, Non-Conf, S Site, H Home A Away N Neutral

Average RPI Win: 113		WON-LOST	WINNING	LAST 10	STRENGTH OF	OPP. STRENGTH	TEAM	ADJ.	CONF.	ADJ CONF.
Average RPI Loss: 21		RECORD	PCT. RANK	GAMES	SCHEDULE	OF SCHEDULE	RPI	RPI	RPI	RPI
DIV. I ONLY		25- 5	12	7- 3	13	31	11	11	3	3
DIV. I NON-CONF.		12- 2	21	0- 1	41	54	19	19	4	4
TOTALS		RPI 1-25	RPI 26-50		W-L RECORDS		RPI 51-100	RPI 101-150	RPI 150+	
25- 5		4- 3	3- 1		OVERALL		8- 1	3- 0	7- 0	
13- 3		3- 2	2- 1		HOME		3- 0	1- 0	4- 0	
9- 2		1- 1	0- 0		AWAY		4- 1	2- 0	2- 0	
3- 0		0- 0	1- 0		NEUTRAL		1- 0	0- 0	1- 0	
12- 2		0- 2	2- 0		NON-CONFERENCE		5- 0	0- 0	5- 0	
6- 2		0- 2	1- 0		HOME		2- 0	0- 0	3- 0	
3- 0		0- 0	0- 0		AWAY		2- 0	0- 0	1- 0	
3- 0		0- 0	1- 0		NEUTRAL		1- 0	0- 0	1- 0	
13- 3		4- 1	1- 1		CONFERENCE		3- 1	3- 0	2- 0	
7- 1		3- 0	1- 1		HOME		1- 0	1- 0	1- 0	
6- 2		1- 1	0- 0		AWAY		2- 1	2- 0	1- 0	
0- 0		0- 0	0- 0		NEUTRAL		0- 0	0- 0	0- 0	

RPI	S	Opponent	Score	RPI	S	Opponent	Score	RPI	S	Opponent	Score	RPI	S	Opponent	Score
1	H	UConn	76 78	30	H	Syracuse	77 58	52	A	Georgia Tech	69 63	108	A	Clemson	86 27
2	A	Notre Dame	61 79	33	H	North Carolina St.	61 70	54	A	Virginia	51 60	108	H	Clemson	80 47
9	H	Duke	69 45	39	N	Michigan	76 62	77	H	Wake Forest	102 60	112	A	North Carolina	90 77
12	H	Louisville	72 65	40	H	James Madison	84 64	78	H	Florida	83 58	156	H	Pittsburgh	79 48
13	H	Texas	88 92					79	N	Gonzaga	87 69	171	A	Boston College	85 53
18	A	Miami (FL)	81 66					80	A	Minnesota	75 61	182	A	UAB	93 47
18	H	Miami (FL)	80 71					89	A	Mercer	83 40	247	H	Jacksonville St.	73 62
								95	H	Jacksonville	90 47	279	H	Western Caro.	90 41
								98	A	Virginia Tech	82 54	294	H	North Florida	95 39
												342	N	Winthrop	98 35
LAST 12 Division I GAMES:															
2	A	Notre Dame	61 79	18	H	Miami (FL)	80 71								
156	H	Pittsburgh	79 48	171	A	Boston College	85 53								
108	H	Clemson	80 47	52	A	Georgia Tech	69 63								
54	A	Virginia	51 60	98	A	Virginia Tech	82 54								
13	H	Texas	88 92	30	H	Syracuse	77 58								
77	H	Wake Forest	102 60	108	A	Clemson	86 27								

Non-Div I Games:

Florida St.

[illegible]

**Non-Div I Games:**

## Fort Wayne

## Through Games Of March 1, 2017

Average RPI Win: <b>266</b>	WON-LOST	WINNING	LAST 10	STRENGTH OF	OPP. STRENGTH	TEAM	ADJ.	CONF.	ADJ CONF.
Average RPI Loss: <b>148</b>	RECORD	PCT. RANK	GAMES	SCHEDULE	OF SCHEDULE	RPI	RPI	RPI	RPI
DIV. I ONLY	4- 23	329	2- 8	185	165	317	317	11	11
DIV. I NON-CONF.	2- 9	293	0- 0	273	256	313	313	10	10
TOTALS	RPI 1-25	RPI 26-50	W-L RECORDS	RPI 51-100	RPI 101-150	RPI 150+			
4- 23	0- 0	0- 2	OVERALL	0- 7	0- 3	4- 11			
2- 9	0- 0	0- 1	HOME	0- 4	0- 1	2- 3			
1- 13	0- 0	0- 1	AWAY	0- 3	0- 2	1- 7			
1- 1	0- 0	0- 0	NEUTRAL	0- 0	0- 0	1- 1			
2- 9	0- 0	0- 0	NON-CONFERENCE	0- 1	0- 3	2- 5			
0- 3	0- 0	0- 0	HOME	0- 1	0- 1	0- 1			
1- 5	0- 0	0- 0	AWAY	0- 0	0- 2	1- 3			
1- 1	0- 0	0- 0	NEUTRAL	0- 0	0- 0	1- 1			
2- 14	0- 0	0- 2	CONFERENCE	0- 6	0- 0	2- 6			
2- 6	0- 0	0- 1	HOME	0- 3	0- 0	2- 2			
0- 8	0- 0	0- 1	AWAY	0- 3	0- 0	0- 4			
0- 0	0- 0	0- 0	NEUTRAL	0- 0	0- 0	0- 0			

RPI S	Opponent	Score	RPI S	Opponent	Score	RPI S	Opponent	Score	RPI S	Opponent	Score	Team's RPI: 317
32	A South Dakota St.	51 73	59	A IUPUI	55 66	101	A Kent St.	55 66				
32	H South Dakota St.	59 76	59	H IUPUI	48 62	134	A Wright St.	51 62				
			60	H Belmont	59 85	145	H Oakland	61 82				
			61	A South Dakota	59 87	151	A Oral Roberts	56 82				
			61	H South Dakota	55 82	151	H Oral Roberts	59 75				
			68	A Western Ill.	51 77	155	A Omaha	49 63				
			68	H Western Ill.	53 75	155	H Omaha	65 62				
						184	A Western Mich.	35 61				
						201	A Illinois	33 56				
						237	N Miami (OH)	47 69				
						257	H Coastal Caro.	57 72				
						266	A Butler	64 70				
						286	N Eastern Ky.	68 59				
						298	A North Dakota St.	56 68				
						298	H North Dakota St.	72 68				
						309	A Denver	50 78				
						309	H Denver	72 78				
						323	A Ill.-Chicago	61 55				
LAST 12 Division I GAMES:												
59	A IUPUI	55 66	309	A Denver	50 78							
68	A Western Ill.	51 77	59	H IUPUI	48 62							
32	H South Dakota St.	59 76	155	H Omaha	65 62							
155	A Omaha	49 63	151	H Oral Roberts	59 75							
298	H North Dakota St.	72 68	61	A South Dakota	59 87							
61	H South Dakota	55 82	309	H Denver	72 78							

Non-Div I Games: Defiance 76 58 Trine 71 80

Fort Wayne

Loss, Non-Conf, S Site, H Home A Away N Neutral

Average RPI Win:	236	WON-LOST	WINNING	LAST 10	STRENGTH OF	OPP. STRENGTH	TEAM	ADJ.	CONF.	ADJ CONF.
Average RPI Loss:	111	RECORD	PCT. RANK	GAMES	SCHEDULE	OF SCHEDULE	RPI	RPI	RPI	RPI
DIV. I ONLY	13- 13	172	5- 5	166	148	174	174	13	13	
DIV. I NON-CONF.	5- 4	143	0- 0	141	166	144	144	15	15	
TOTALS	RPI 1-25	RPI 26-50	W-L RECORDS	RPI 51-100	RPI 101-150	RPI 150+				
13- 13	0- 1	0- 2	OVERALL	2- 4	1- 2	10- 4				
6- 7	0- 0	0- 1	HOME	1- 2	1- 1	4- 3				
5- 6	0- 1	0- 1	AWAY	0- 2	0- 1	5- 1				
2- 0	0- 0	0- 0	NEUTRAL	1- 0	0- 0	1- 0				
5- 4	0- 1	0- 0	NON-CONFERENCE	1- 1	1- 0	3- 2				
1- 3	0- 0	0- 0	HOME	0- 1	1- 0	0- 2				
2- 1	0- 1	0- 0	AWAY	0- 0	0- 0	2- 0				
2- 0	0- 0	0- 0	NEUTRAL	1- 0	0- 0	1- 0				
8- 9	0- 0	0- 2	CONFERENCE	1- 3	0- 2	7- 2				
5- 4	0- 0	0- 1	HOME	1- 1	0- 1	4- 1				
3- 5	0- 0	0- 1	AWAY	0- 2	0- 1	3- 1				
0- 0	0- 0	0- 0	NEUTRAL	0- 0	0- 0	0- 0				

RPI S	Opponent	Score	RPI S	Opponent	Score	RPI S	Opponent	Score	RPI S	Opponent	Score	Team's RPI: 174
7	A Washington	54 85	48	A Colorado St.	56 73	58	A Boise St.	66 67	141	H San Francisco	61 48	
			48	H Colorado St.	64 66	58	H Boise St.	48 66	142	A New Mexico	57 66	
						60	N Belmont	62 53	142	H New Mexico	54 80	
						65	H Utah	55 65	162	H CSUN	57 61	
						88	A Wyoming	48 70	187	H Utah St.	47 52	
						88	H Wyoming	52 47	208	A San Jose St.	68 77	
									208	H San Jose St.	88 74	
									231	H UC Santa Barbara	49 50	
									250	A Pacific	74 67	
									252	A Weber St.	60 57	
									264	A San Diego St.	59 51	
									264	H San Diego St.	59 50	
									287	A Nevada	71 70	
									287	H Nevada	68 54	
									322	N UC Irvine	63 45	
									324	A Air Force	72 56	
									324	H Air Force	63 40	
LAST 12 Division I GAMES:												
58	H Boise St.	48 66	264	A San Diego St.	59 51							
264	H San Diego St.	59 50	324	A Air Force	72 56							
142	A New Mexico	57 66	187	H Utah St.	47 52							
208	A San Jose St.	68 77	287	H Nevada	68 54							
48	H Colorado St.	64 66	48	A Colorado St.	56 73							
88	H Wyoming	52 47	58	A Boise St.	66 67							

Non-Div I Games: Biola 71 50 Cal St. Dom. Hills 73 60

Fresno St.



F  
u  
r  
m  
a  
n

F  
u  
r  
m  
a  
n

Page 97

## Ga. Southern

Through Games Of March 1, 2017

Average RPI Win:	266	WON-LOST	WINNING	LAST 10	STRENGTH OF	OPP. STRENGTH	TEAM	ADJ.	CONF.	ADJ CONF.
Average RPI Loss:	149	RECORD	PCT. RANK	GAMES	SCHEDULE	OF SCHEDULE	RPI	RPI	RPI	RPI
DIV. I ONLY	12- 15	204	6- 4	233	273	227	227	21	21	
DIV. I NON-CONF.	3- 7	250	0- 0	168	322	253	253	19	19	
TOTALS	RPI 1-25	RPI 26-50	W-L RECORDS	RPI 51-100	RPI 101-150	RPI 150+				
12- 15	0- 0	0- 1	OVERALL	0- 3	1- 5	11- 6				
7- 6	0- 0	0- 0	HOME	0- 2	1- 2	6- 2				
5- 9	0- 0	0- 1	AWAY	0- 1	0- 3	5- 4				
0- 0	0- 0	0- 0	NEUTRAL	0- 0	0- 0	0- 0				
3- 7	0- 0	0- 0	NON-CONFERENCE	0- 2	0- 3	3- 2				
2- 2	0- 0	0- 0	HOME	0- 1	0- 1	2- 0				
1- 5	0- 0	0- 0	AWAY	0- 1	0- 2	1- 2				
0- 0	0- 0	0- 0	NEUTRAL	0- 0	0- 0	0- 0				
9- 8	0- 0	0- 1	CONFERENCE	0- 1	1- 2	8- 4				
5- 4	0- 0	0- 0	HOME	0- 1	1- 1	4- 2				
4- 4	0- 0	0- 1	AWAY	0- 0	0- 1	4- 2				
0- 0	0- 0	0- 0	NEUTRAL	0- 0	0- 0	0- 0				

RPI 1-25				RPI 26-50				RPI 51-100				RPI 101+				Team's RPI: 227
RPI	S	Opponent	Score	RPI	S	Opponent	Score	RPI	S	Opponent	Score	RPI	S	Opponent	Score	
				49	A	Little Rock	41 57	59	A	IUPUI	57 83	108	A	Clemson	47 58	
								89	H	Mercer	56 77	111	H	UCF	54 74	
								94	H	UT Arlington	60 69	114	A	Troy	67 77	
												114	H	Troy	86 89	
												131	A	Alabama	48 66	
												147	H	Texas St.	71 69	
												157	A	Louisiana	52 79	
												157	H	Louisiana	63 60	
												214	A	Appalachian St.	48 73	
												214	H	Appalachian St.	53 50	
												242	A	South Ala.	53 45	
												242	H	South Ala.	46 55	
												247	A	Jacksonville St.	55 67	
												254	A	Charleston So.	54 55	
												257	A	Coastal Caro.	65 62	
												257	H	Coastal Caro.	78 70	
												258	H	Georgia St.	54 58	
												281	H	N.C. A&T	65 50	
												299	A	Savannah St.	50 45	
												321	A	Arkansas St.	84 76	
												335	A	La.-Monroe	65 44	
												335	H	La.-Monroe	76 65	
												347	H	South Carolina St.	74 58	
LAST 12 Division I GAMES:																
				321	A	Arkansas St.	84 76					335	H	La.-Monroe	76 65	
				49	A	Little Rock	41 57					157	H	Louisiana	63 60	
				147	H	Texas St.	71 69					242	A	South Ala.	53 45	
				94	H	UT Arlington	60 69					114	A	Troy	67 77	
				257	A	Coastal Caro.	65 62					214	H	Appalachian St.	53 50	
				214	A	Appalachian St.	48 73					257	H	Coastal Caro.	78 70	

Non-Div I Games: Thomas (GA) 106 43

Ga. Southern

■ Loss, 
 ■ Non-Conf, 
 ■ S Site, 
 ■ H Home 
 ■ A Away 
 N Neutral

Average RPI Win:	307	WON-LOST	WINNING	LAST 10	STRENGTH OF	OPP. STRENGTH	TEAM	ADJ.	CONF.	ADJ CONF.
Average RPI Loss:	200	RECORD	PCT. RANK	GAMES	SCHEDULE	OF SCHEDULE	RPI	RPI	RPI	RPI
DIV. I ONLY	8- 17	271	3- 7	322	309	313	313	28	28	
DIV. I NON-CONF.	2- 6	275	0- 0	316	217	289	289	28	28	
TOTALS	RPI 1-25	RPI 26-50	W-L RECORDS	RPI 51-100	RPI 101-150	RPI 150+				
8- 17	0- 0	0- 0	OVERALL	0- 1	0- 3	8- 13				
4- 5	0- 0	0- 0	HOME	0- 0	0- 1	4- 4				
4- 10	0- 0	0- 0	AWAY	0- 1	0- 1	4- 3				
0- 2	0- 0	0- 0	NEUTRAL	0- 0	0- 0	0- 2				
2- 6	0- 0	0- 0	NON-CONFERENCE	0- 1	0- 1	2- 4				
0- 0	0- 0	0- 0	HOME	0- 0	0- 0	0- 0				
2- 4	0- 0	0- 0	AWAY	0- 1	0- 1	2- 2				
0- 2	0- 0	0- 0	NEUTRAL	0- 0	0- 0	0- 2				
6- 11	0- 0	0- 0	CONFERENCE	0- 0	0- 2	6- 9				
4- 5	0- 0	0- 0	HOME	0- 0	0- 1	4- 4				
2- 6	0- 0	0- 0	AWAY	0- 0	0- 1	2- 5				
0- 0	0- 0	0- 0	NEUTRAL	0- 0	0- 0	0- 0				

RPI 1-25				RPI 26-50				RPI 51-100				RPI 101+ Team's RPI: 313			
RPI	S	Opponent	Score	RPI	S	Opponent	Score	RPI	S	Opponent	Score	RPI	S	Opponent	Score
								98	A	Virginia Tech	42 76	111	A	UCF	52 66
												123	A	Radford	57 67
												123	H	Radford	42 51
												182	N	UAB	49 59
												183	A	Campbell	56 67
												183	H	Campbell	61 73
												214	N	Appalachian St.	67 72
												233	A	Presbyterian	47 58
												233	H	Presbyterian	55 56
												235	H	UNC Asheville	55 52
												238	A	Wofford	66 75
												243	A	High Point	69 71
												243	H	High Point	65 84
												244	A	Furman	62 84
												246	A	Liberty	63 66
												246	H	Liberty	84 82
												254	A	Charleston So.	57 64
												254	H	Charleston So.	48 51
												279	A	Western Caro.	68 60
												319	A	USC Upstate	57 53
												342	A	Winthrop	89 54
												342	H	Winthrop	63 57
												345	A	Longwood	77 43
												345	H	Longwood	89 55
LAST 12 Division I GAMES:															
				254	H	Charleston So.	48 51					345	H	Longwood	89 55
				183	A	Campbell	56 67					246	A	Liberty	63 66
				123	H	Radford	42 51					342	A	Winthrop	89 54
				342	H	Winthrop	63 57					183	H	Campbell	61 73
				233	A	Presbyterian	47 58					254	A	Charleston So.	57 64
				243	H	High Point	65 84					243	A	High Point	69 71

Non-Div I Games: Montreat 92 45 Southern Wesleyan 86 62 Converse 68 38

Gardner-Webb

## George Mason

Through Games Of March 1, 2017

Average RPI Win:	241	WON-LOST	WINNING	LAST 10	STRENGTH OF	OPP. STRENGTH	TEAM	ADJ.	CONF.	ADJ CONF.
Average RPI Loss:	124	RECORD	PCT. RANK	GAMES	SCHEDULE	OF SCHEDULE	RPI	RPI	RPI	RPI
DIV. I ONLY	13- 17	213	3- 7	163	162	193	193	12	12	
DIV. I NON-CONF.	7- 6	157	0- 0	154	284	142	142	12	12	
TOTALS	RPI 1-25	RPI 26-50	W-L RECORDS	RPI 51-100	RPI 101-150	RPI 150+				
13- 17	0- 0	0- 3	OVERALL	0- 3	3- 7	10- 4				
7- 6	0- 0	0- 2	HOME	0- 1	3- 2	4- 1				
6- 10	0- 0	0- 1	AWAY	0- 1	0- 5	6- 3				
0- 1	0- 0	0- 0	NEUTRAL	0- 1	0- 0	0- 0				
7- 6	0- 0	0- 0	NON-CONFERENCE	0- 3	2- 2	5- 1				
3- 2	0- 0	0- 0	HOME	0- 1	2- 1	1- 0				
4- 3	0- 0	0- 0	AWAY	0- 1	0- 1	4- 1				
0- 1	0- 0	0- 0	NEUTRAL	0- 1	0- 0	0- 0				
6- 11	0- 0	0- 3	CONFERENCE	0- 0	1- 5	5- 3				
4- 4	0- 0	0- 2	HOME	0- 0	1- 1	3- 1				
2- 7	0- 0	0- 1	AWAY	0- 0	0- 4	2- 2				
0- 0	0- 0	0- 0	NEUTRAL	0- 0	0- 0	0- 0				

RPI 1-25			RPI 26-50			RPI 51-100			RPI 101+ Team's RPI: 193		
RPI	S	Opponent	Score	RPI	S	Opponent	Score	RPI	S	Opponent	Score
				44	H	Dayton	48 60	64	A	Georgetown	56 69
				47	A	George Washington	49 80	82	N	Drexel	71 82
				47	H	George Washington	71 79	93	H	SFA	76 77
LAST 12 Division I GAMES:											
				136	A	Duquesne	55 66	136	A	Duquesne	57 76
				110	A	Saint Joseph's	53 57	165	A	La Salle	57 59
				47	A	George Washington	49 80	44	H	Dayton	48 60
				300	H	Rhode Island	60 51	230	A	Richmond	54 50
				230	H	Richmond	58 70	275	A	Davidson	54 58
				275	H	Davidson	59 55	140	H	VCU	70 59
								278	H	Norfolk St.	60 33
								300	H	Rhode Island	60 51
								305	A	FIU	67 51
								306	A	Massachusetts	66 55
								312	A	Illinois St.	72 46
								332	A	LIU Brooklyn	64 48

Non-Div I Games:

George Mason

■ Loss, 
■ Non-Conf, 
■ S Site, 
■ H Home 
■ A Away 
N Neutral

## George Washington

Through Games Of March 1, 2017

Average RPI Win:	176	WON-LOST	WINNING	LAST 10	STRENGTH OF	OPP. STRENGTH	TEAM	ADJ.	CONF.	ADJ CONF.
Average RPI Loss:	76	RECORD	PCT. RANK	GAMES	SCHEDULE	OF SCHEDULE	RPI	RPI	RPI	RPI
DIV. I ONLY	20- 8	61	8- 2	82	90	47	47	12	12	
DIV. I NON-CONF.	7- 5	137	0- 0	44	30	71	71	12	12	
TOTALS	RPI 1-25	RPI 26-50	W-L RECORDS	RPI 51-100	RPI 101-150	RPI 150+				
20- 8	0- 1	2- 3	OVERALL	2- 1	5- 2	11- 1				
11- 2	0- 1	1- 0	HOME	0- 0	4- 1	6- 0				
7- 5	0- 0	0- 2	AWAY	1- 1	1- 1	5- 1				
2- 1	0- 0	1- 1	NEUTRAL	1- 0	0- 0	0- 0				
7- 5	0- 1	1- 2	NON-CONFERENCE	2- 1	1- 0	3- 1				
4- 1	0- 1	0- 0	HOME	0- 0	1- 0	3- 0				
1- 3	0- 0	0- 1	AWAY	1- 1	0- 0	0- 1				
2- 1	0- 0	1- 1	NEUTRAL	1- 0	0- 0	0- 0				
13- 3	0- 0	1- 1	CONFERENCE	0- 0	4- 2	8- 0				
7- 1	0- 0	1- 0	HOME	0- 0	3- 1	3- 0				
6- 2	0- 0	0- 1	AWAY	0- 0	1- 1	5- 0				
0- 0	0- 0	0- 0	NEUTRAL	0- 0	0- 0	0- 0				

RPI 1-25				RPI 26-50				Team's RPI: 47	RPI 51-100				RPI 101+			
RPI	S	Opponent	Score	RPI	S	Opponent	Score		RPI	S	Opponent	Score	RPI	S	Opponent	Score
8	H	Stanford	52 71	30	N	Syracuse	71 74		57	A	Villanova	72 69	105	A	Saint Louis	59 67
				32	A	South Dakota St.	55 60		64	A	Georgetown	57 72	110	H	Saint Joseph's	53 44
				43	N	Western Ky.	68 49		100	N	FGCU	76 47	119	H	Fordham	63 46
				44	A	Dayton	48 50						124	H	Princeton	56 45
				44	H	Dayton	52 39						136	A	Duquesne	75 40
													136	H	Duquesne	63 73
													140	H	VCU	81 67
													165	A	La Salle	79 65
													191	A	American	61 66
													193	A	George Mason	79 71
													193	H	George Mason	80 49
													201	H	Illinois	72 56
													230	A	Richmond	63 44
													240	H	St. Bonaventure	63 57
													270	H	Loyola Maryland	74 64
													275	H	Davidson	76 62
													282	H	Coppin St.	77 46
													300	A	Rhode Island	72 44
													306	A	Massachusetts	60 54
LAST 12 Division I GAMES:																
230	A	Richmond	63 44	119	H	Fordham	63 46									
193	H	George Mason	80 49	136	H	Duquesne	63 73									
240	H	St. Bonaventure	63 57	105	A	Saint Louis	59 67									
44	H	Dayton	52 39	306	A	Massachusetts	60 54									
300	A	Rhode Island	72 44	275	H	Davidson	76 62									
165	A	La Salle	79 65	193	A	George Mason	79 71									

Non-Div I Games:

George Washington

■ Loss, 
 ■ Non-Conf, 
 ■ S Site, 
 ■ H Home 
 ■ A Away 
 N Neutral

## Georgetown

## Through Games Of March 1, 2017

Average RPI Win:	175	WON-LOST	WINNING	LAST 10	STRENGTH OF	OPP. STRENGTH	TEAM	ADJ.	CONF.	ADJ CONF.
Average RPI Loss:	48	RECORD	PCT. RANK	GAMES	SCHEDULE	OF SCHEDULE	RPI	RPI	RPI	RPI
DIV. I ONLY	17- 11	113	6- 4	68	70	64	64	7	7	
DIV. I NON-CONF.	8- 2	49	0- 0	91	70	22	22	7	7	
TOTALS	RPI 1-25	RPI 26-50	W-L RECORDS	RPI 51-100	RPI 101-150	RPI 150+				
17- 11	0- 4	1- 2	OVERALL	2- 5	3- 0	11- 0				
8- 4	0- 2	1- 1	HOME	1- 1	1- 0	5- 0				
7- 7	0- 2	0- 1	AWAY	0- 4	1- 0	6- 0				
2- 0	0- 0	0- 0	NEUTRAL	1- 0	1- 0	0- 0				
8- 2	0- 0	1- 0	NON-CONFERENCE	1- 2	3- 0	3- 0				
3- 0	0- 0	1- 0	HOME	0- 0	1- 0	1- 0				
3- 2	0- 0	0- 0	AWAY	0- 2	1- 0	2- 0				
2- 0	0- 0	0- 0	NEUTRAL	1- 0	1- 0	0- 0				
9- 9	0- 4	0- 2	CONFERENCE	1- 3	0- 0	8- 0				
5- 4	0- 2	0- 1	HOME	1- 1	0- 0	4- 0				
4- 5	0- 2	0- 1	AWAY	0- 2	0- 0	4- 0				
0- 0	0- 0	0- 0	NEUTRAL	0- 0	0- 0	0- 0				

RPI 1-25				RPI 26-50				RPI 51-100				RPI 101+			
RPI	S	Opponent	Score	RPI	S	Opponent	Score	RPI	S	Opponent	Score	RPI	S	Opponent	Score
16	A	DePaul	70 79	36	A	Marquette	70 80	57	A	Villanova	50 71	131	H	Alabama	70 59
16	H	DePaul	53 76	36	H	Marquette	77 84	57	H	Villanova	54 49	132	A	Delaware	54 46
22	A	Creighton	68 70	47	H	George Washington	72 57	71	N	Penn St.	68 54	134	N	Wright St.	67 60
22	H	Creighton	59 67					73	A	St. John's (NY)	54 65	186	A	Providence	71 39
								73	H	St. John's (NY)	66 71	186	H	Providence	72 70
								80	A	Minnesota	60 68	190	A	Xavier	69 64
								98	A	Virginia Tech	63 73	190	H	Xavier	81 63
												193	H	George Mason	69 56
												204	A	Towson	75 59
												209	A	Seton Hall	77 60
												209	H	Seton Hall	77 58
												266	A	Butler	58 52
												266	H	Butler	83 72
												305	A	FIU	66 53
LAST 12 Division I GAMES:															
16	A	DePaul	70 79	22	H	Creighton	59 67								
36	A	Marquette	70 80	186	H	Providence	72 70								
190	H	Xavier	81 63	57	H	Villanova	54 49								
266	H	Butler	83 72	266	A	Butler	58 52								
73	A	St. John's (NY)	54 65	190	A	Xavier	69 64								
209	A	Seton Hall	77 60	209	H	Seton Hall	77 58								

Non-Div I Games:

Georgetown

■ Loss, 
■ Non-Conf, 
■ S Site, 
■ H Home 
■ A Away 
N Neutral

Average RPI Win: 139		WON-LOST	WINNING	LAST 10	STRENGTH OF	OPP. STRENGTH	TEAM	ADJ.	CONF.	ADJ CONF.
Average RPI Loss: 55		RECORD	PCT. RANK	GAMES	SCHEDULE	OF SCHEDULE	RPI	RPI	RPI	RPI
DIV. I ONLY		15- 14	168	5- 5	51	23	90	90	2	2
DIV. I NON-CONF.		8- 5	125	0- 0	175	106	149	149	2	2
TOTALS		RPI 1-25	RPI 26-50		W-L RECORDS		RPI 51-100	RPI 101-150	RPI 150+	
15- 14	2- 6	2- 1		OVERALL		3- 5	2- 1	6- 1		
11- 5	2- 2	1- 0		HOME		2- 2	2- 0	4- 1		
3- 8	0- 4	1- 0		AWAY		0- 3	0- 1	2- 0		
1- 1	0- 0	0- 1		NEUTRAL		1- 0	0- 0	0- 0		
8- 5	0- 0	0- 1		NON-CONFERENCE		3- 3	0- 0	5- 1		
6- 2	0- 0	0- 0		HOME		2- 1	0- 0	4- 1		
1- 2	0- 0	0- 0		AWAY		0- 2	0- 0	1- 0		
1- 1	0- 0	0- 1		NEUTRAL		1- 0	0- 0	0- 0		
7- 9	2- 6	2- 0		CONFERENCE		0- 2	2- 1	1- 0		
5- 3	2- 2	1- 0		HOME		0- 1	2- 0	0- 0		
2- 6	0- 4	1- 0		AWAY		0- 1	0- 1	1- 0		
0- 0	0- 0	0- 0		NEUTRAL		0- 0	0- 0	0- 0		

RPI	S	Opponent	Score	RPI	S	Opponent	Score	RPI	S	Opponent	Score	RPI	S	Opponent	Score
3	A	South Carolina	63 66	34	N	South Fla.	65 81	52	A	Georgia Tech	45 52	103	H	Vanderbilt	70 68
3	H	South Carolina	44 62	37	H	LSU	70 65	54	H	Virginia	43 66	113	A	Ole Miss	62 69
5	A	Mississippi St.	49 58	38	A	Auburn	57 51	67	A	Oklahoma St.	51 71	131	H	Alabama	71 65
14	A	Kentucky	61 82					78	A	Florida	58 65	164	A	Cincinnati	51 48
14	H	Kentucky	56 66					78	H	Florida	68 76	167	A	Arkansas	69 66
15	H	Tennessee	81 78					80	N	Minnesota	70 58	236	H	Samford	59 65
20	A	Missouri	45 63					85	H	BYU	81 51	244	H	Furman	67 62
25	H	Texas A&M	69 59					89	H	Mercer	72 64	276	H	Kennesaw St.	82 40
												279	H	Western Caro.	78 43
												347	H	South Carolina St.	64 50
LAST 12 Division I GAMES:															
78	A	Florida	58 65	15	H	Tennessee	81 78								
131	H	Alabama	71 65	167	A	Arkansas	69 66								
37	H	LSU	70 65	113	A	Ole Miss	62 69								
5	A	Mississippi St.	49 58	3	H	South Carolina	44 62								
38	A	Auburn	57 51	78	H	Florida	68 76								
14	H	Kentucky	56 66	14	A	Kentucky	61 82								

Non-Div I Games:

Georgia

■ Loss, 
■ Non-Conf, S Site, 
■ Home 
■ Away 
N Neutral

Average RPI Win: <b>214</b>	WON-LOST	WINNING	LAST 10	STRENGTH OF	OPP. STRENGTH	TEAM	ADJ.	CONF.	ADJ CONF.
Average RPI Loss: <b>178</b>	RECORD	PCT. RANK	GAMES	SCHEDULE	OF SCHEDULE	RPI	RPI	RPI	RPI
DIV. I ONLY	10- 17	248	6- 4	261	211	258	258	21	21
DIV. I NON-CONF.	3- 7	250	0- 0	203	154	263	263	19	19
TOTALS	RPI 1-25	RPI 26-50	W-L RECORDS	RPI 51-100	RPI 101-150	RPI 150+			
10- 17	0- 0	0- 2	OVERALL	1- 2	1- 3	8- 10			
3- 9	0- 0	0- 1	HOME	1- 0	0- 2	2- 6			
6- 6	0- 0	0- 1	AWAY	0- 1	1- 1	5- 3			
1- 2	0- 0	0- 0	NEUTRAL	0- 1	0- 0	1- 1			
3- 7	0- 0	0- 1	NON-CONFERENCE	0- 2	0- 1	3- 3			
1- 3	0- 0	0- 1	HOME	0- 0	0- 0	1- 2			
1- 2	0- 0	0- 0	AWAY	0- 1	0- 1	1- 0			
1- 2	0- 0	0- 0	NEUTRAL	0- 1	0- 0	1- 1			
7- 10	0- 0	0- 1	CONFERENCE	1- 0	1- 2	5- 7			
2- 6	0- 0	0- 0	HOME	1- 0	0- 2	1- 4			
5- 4	0- 0	0- 1	AWAY	0- 0	1- 0	4- 3			
0- 0	0- 0	0- 0	NEUTRAL	0- 0	0- 0	0- 0			

RPI S	Opponent	Score	RPI S	Opponent	Score	RPI S	Opponent	Score	RPI S	Opponent	Score	Team's RPI: 258
26	H Elon	67 84	52	A Georgia Tech	42 73	114	A Troy	68 65	114	H Troy	69 87	
49	A Little Rock	45 52	71	N Penn St.	42 69	131	A Alabama	57 80	147	H Texas St.	51 62	
			94	H UT Arlington	64 59	157	A Louisiana	65 72	157	H Louisiana	64 70	
						185	A Morehead St.	68 50	191	N American	59 58	
						214	A Appalachian St.	59 55	214	H Appalachian St.	63 67	
						222	H UNCW	66 72	227	A Ga. Southern	58 54	
						241	H Akron	66 78	242	A South Ala.	55 45	
						242	H South Ala.	47 77	257	A Coastal Caro.	69 48	
						257	H Coastal Caro.	67 73	276	H Kennesaw St.	62 59	
						289	N Eastern Mich.	59 69	321	A Arkansas St.	57 59	
						335	A La.-Monroe	63 72	335	H La.-Monroe	87 35	
LAST 12 Division I GAMES:												
49	A Little Rock	45 52	157	H Louisiana	64 70							
321	A Arkansas St.	57 59	335	H La.-Monroe	87 35							
94	H UT Arlington	64 59	114	A Troy	68 65							
147	H Texas St.	51 62	242	A South Ala.	55 45							
214	A Appalachian St.	59 55	257	H Coastal Caro.	67 73							
257	A Coastal Caro.	69 48	214	H Appalachian St.	63 67							

Non-Div I Games: Allen 96 58

Georgia St.

■ Loss, 
 ■ Non-Conf, 
 ■ S Site, 
 ■ Home 
 ■ A Away 
 N Neutral



Average RPI Win:	140	WON-LOST	WINNING	LAST 10	STRENGTH OF	OPP. STRENGTH	TEAM	ADJ.	CONF.	ADJ CONF.
Average RPI Loss:	47	RECORD	PCT. RANK	GAMES	SCHEDULE	OF SCHEDULE	RPI	RPI	RPI	RPI
DIV. I ONLY	17- 13	133	4- 6	23	32	52	52	3	3	
DIV. I NON-CONF.	11- 2	23	0- 0	73	109	28	28	4	4	
TOTALS	RPI 1-25	RPI 26-50	W-L RECORDS	RPI 51-100	RPI 101-150	RPI 150+				
17- 13	1- 6	2- 2	OVERALL	4- 2	2- 3	8- 0				
11- 5	0- 3	1- 2	HOME	3- 0	2- 0	5- 0				
3- 8	0- 3	0- 0	AWAY	1- 2	0- 3	2- 0				
3- 0	1- 0	1- 0	NEUTRAL	0- 0	0- 0	1- 0				
11- 2	1- 0	1- 1	NON-CONFERENCE	3- 0	1- 1	5- 0				
7- 1	0- 0	0- 1	HOME	2- 0	1- 0	4- 0				
2- 1	0- 0	0- 0	AWAY	1- 0	0- 1	1- 0				
2- 0	1- 0	1- 0	NEUTRAL	0- 0	0- 0	0- 0				
6- 11	0- 6	1- 1	CONFERENCE	1- 2	1- 2	3- 0				
4- 4	0- 3	1- 1	HOME	1- 0	1- 0	1- 0				
1- 7	0- 3	0- 0	AWAY	0- 2	0- 2	1- 0				
1- 0	0- 0	0- 0	NEUTRAL	0- 0	0- 0	1- 0				

RPI 1-25				RPI 26-50				RPI 51-100 Team's RPI: 52				RPI 101+			
RPI	S	Opponent	Score	RPI	S	Opponent	Score	RPI	S	Opponent	Score	RPI	S	Opponent	Score
2	A	Notre Dame	69 90	30	H	Syracuse	75 66	54	A	Virginia	64 65	108	A	Clemson	61 62
2	H	Notre Dame	38 55	33	H	North Carolina St.	67 75	75	A	Middle Tenn.	61 60	108	H	Clemson	72 58
9	H	Duke	68 75	39	H	Michigan	52 92	77	A	Wake Forest	65 70	112	A	North Carolina	88 89
11	H	Florida St.	63 69	44	N	Dayton	81 68	89	H	Mercer	70 50	124	H	Princeton	67 51
12	A	Louisville	51 91					90	H	Georgia	52 45	131	A	Alabama	65 67
18	A	Miami (FL)	70 75					98	H	Virginia Tech	87 81	156	H	Pittsburgh	71 57
20	N	Missouri	72 70									171	A	Boston College	71 67
												171	N	Boston College	71 67
												214	H	Appalachian St.	81 52
												216	H	Alabama St.	70 48
												236	H	Samford	62 57
												258	H	Georgia St.	73 42
												276	A	Kennesaw St.	86 49
LAST 12 Division I GAMES:															
171	N	Boston College	71 67	33	H	North Carolina St.	67 75	98	H	Virginia Tech	87 81	54	A	Virginia	64 65
18	A	Miami (FL)	70 75	98	H	Virginia Tech	87 81	54	A	Virginia	64 65	108	A	Clemson	61 62
108	H	Clemson	72 58	54	A	Virginia	64 65	108	A	Clemson	61 62	11	H	Florida St.	63 69
156	H	Pittsburgh	71 57	108	A	Clemson	61 62	77	A	Wake Forest	65 70				
112	A	North Carolina	88 89	11	H	Florida St.	63 69								
2	A	Notre Dame	69 90	77	A	Wake Forest	65 70								

Non-Div I Games:

Georgia Tech

■ Loss, 
 ■ Non-Conf, 
 ■ S Site, 
 ■ H Home 
 ■ A Away 
 N Neutral

## Gonzaga

Through Games Of March 1, 2017

Average RPI Win:	<b>196</b>	WON-LOST	WINNING	LAST 10	STRENGTH OF	OPP. STRENGTH	TEAM	ADJ.	CONF.	ADJ CONF.
Average RPI Loss:	<b>138</b>	RECORD	PCT. RANK	GAMES	SCHEDULE	OF SCHEDULE	RPI	RPI	RPI	RPI
DIV. I ONLY	<b>23- 6</b>	<b>25</b>	<b>8- 2</b>	<b>236</b>	<b>111</b>	<b>79</b>	<b>79</b>	<b>15</b>	<b>15</b>	
DIV. I NON-CONF.	<b>9- 2</b>	<b>37</b>	<b>0- 0</b>	<b>196</b>	<b>44</b>	<b>73</b>	<b>73</b>	<b>13</b>	<b>13</b>	
TOTALS	RPI 1-25	RPI 26-50	W-L RECORDS	RPI 51-100	RPI 101-150	RPI 150+				
23- 6	1- 1	0- 1	OVERALL	2- 1	5- 1	15- 2				
14- 1	0- 0	0- 0	HOME	2- 0	3- 0	9- 1				
8- 3	1- 0	0- 0	AWAY	0- 1	2- 1	5- 1				
1- 2	0- 1	0- 1	NEUTRAL	0- 0	0- 0	1- 0				
9- 2	1- 1	0- 1	NON-CONFERENCE	1- 0	2- 0	5- 0				
6- 0	0- 0	0- 0	HOME	1- 0	1- 0	4- 0				
2- 0	1- 0	0- 0	AWAY	0- 0	1- 0	0- 0				
1- 2	0- 1	0- 1	NEUTRAL	0- 0	0- 0	1- 0				
14- 4	0- 0	0- 0	CONFERENCE	1- 1	3- 1	10- 2				
8- 1	0- 0	0- 0	HOME	1- 0	2- 0	5- 1				
6- 3	0- 0	0- 0	AWAY	0- 1	1- 1	5- 1				
0- 0	0- 0	0- 0	NEUTRAL	0- 0	0- 0	0- 0				

RPI 1-25				RPI 26-50				RPI 51-100				Team's RPI: 79	RPI 101+			
RPI	S	Opponent	Score	RPI	S	Opponent	Score	RPI	S	Opponent	Score		RPI	S	Opponent	Score
8	A	Stanford	68 63	39	N	Michigan	66 78	72	H	Northwestern	67 56		107	H	Washington St.	79 61
11	N	Florida St.	69 87					85	A	BYU	63 71		128	A	St. Mary's (CA)	79 75
								85	H	BYU	87 52		128	H	St. Mary's (CA)	59 58
													137	A	Eastern Wash.	73 54
													141	A	San Francisco	72 77
													141	H	San Francisco	61 46
													158	A	Santa Clara	50 49
													158	H	Santa Clara	51 39
													202	A	Loyola Marymount	80 56
													202	H	Loyola Marymount	73 61
													217	A	San Diego	57 55
													217	H	San Diego	62 57
													233	H	Presbyterian	79 39
													250	A	Pacific	74 58
													250	H	Pacific	63 65
													269	A	Portland	85 50
													269	H	Portland	67 55
													274	H	Colgate	72 42
													295	H	Nicholls St.	78 46
													304	A	Pepperdine	69 79
													304	H	Pepperdine	83 61
													322	H	UC Irvine	102 38
													342	N	Winthrop	71 41
LAST 12 Division I GAMES:																
				85	A	BYU	63 71					158	A	Santa Clara	50 49	
				217	H	San Diego	62 57					85	H	BYU	87 52	
				250	A	Pacific	74 58					304	H	Pepperdine	83 61	
				141	A	San Francisco	72 77					217	A	San Diego	57 55	
				128	H	St. Mary's (CA)	59 58					269	A	Portland	85 50	
				202	H	Loyola Marymount	73 61					158	H	Santa Clara	51 39	

Non-Div I Games:

Gonzaga

■ Loss, 
 ■ Non-Conf, S Site, 
 ■ Home 
 ■ Away 
 N Neutral

Average RPI Win: <b>293</b>	WON-LOST	WINNING	LAST 10	STRENGTH OF	OPP. STRENGTH	TEAM	ADJ.	CONF.	ADJ CONF.
Average RPI Loss: <b>150</b>	RECORD	PCT. RANK	GAMES	SCHEDULE	OF SCHEDULE	RPI	RPI	RPI	RPI
DIV. I ONLY	<b>15- 12</b>	<b>138</b>	<b>10- 0</b>	<b>317</b>	<b>298</b>	<b>198</b>	<b>198</b>	<b>30</b>	<b>30</b>
DIV. I NON-CONF.	<b>2- 9</b>	<b>293</b>	<b>0- 0</b>	<b>257</b>	<b>48</b>	<b>281</b>	<b>281</b>	<b>30</b>	<b>30</b>
TOTALS	RPI 1-25	RPI 26-50	W-L RECORDS	RPI 51-100	RPI 101-150	RPI 150+			
15- 12	0- 1	0- 0	OVERALL	0- 3	0- 4	15- 4			
6- 2	0- 0	0- 0	HOME	0- 0	0- 0	6- 2			
9- 8	0- 0	0- 0	AWAY	0- 0	0- 0	9- 1			
0- 2	0- 0	0- 0	NEUTRAL	0- 1	0- 1	0- 0			
2- 9	0- 1	0- 0	NON-CONFERENCE	0- 3	0- 4	2- 1			
0- 1	0- 0	0- 0	HOME	0- 0	0- 0	0- 1			
2- 6	0- 1	0- 0	AWAY	0- 2	0- 3	2- 0			
0- 2	0- 0	0- 0	NEUTRAL	0- 1	0- 1	0- 0			
13- 3	0- 0	0- 0	CONFERENCE	0- 0	0- 0	13- 3			
6- 1	0- 0	0- 0	HOME	0- 0	0- 0	6- 1			
7- 2	0- 0	0- 0	AWAY	0- 0	0- 0	7- 2			
0- 0	0- 0	0- 0	NEUTRAL	0- 0	0- 0	0- 0			

RPI	S	Opponent	Score	RPI	S	Opponent	Score	RPI	S	Opponent	Score	RPI	S	Opponent	Score	Team's RPI: 198
18	A	Miami (FL)	61 <b>89</b>					63	A	Tulane	56 <b>79</b>	119	N	Fordham	53 <b>59</b>	
								81	A	Southern California	64 <b>75</b>	122	A	Arizona	46 <b>73</b>	
								96	N	SMU	36 <b>56</b>	143	A	Louisiana Tech	55 <b>69</b>	
												149	A	TCU	47 <b>83</b>	
												203	A	Texas Southern	61 <b>69</b>	
												203	H	Texas Southern	64 52	
												216	A	Alabama St.	60 45	
												226	A	Southern U.	70 63	
												226	H	Southern U.	68 <b>71</b>	
												277	A	Ark.-Pine Bluff	68 58	
												277	H	Ark.-Pine Bluff	56 54	
												283	A	Prairie View	49 <b>51</b>	
												283	H	Prairie View	60 55	
												295	H	Nicholls St.	60 <b>71</b>	
												303	A	Alcorn	67 63	
												303	H	Alcorn	86 63	
												316	A	Mississippi Val.	82 51	
												316	H	Mississippi Val.	88 67	
												327	A	Southeastern La.	87 71	
												334	A	Jackson St.	60 57	
												334	H	Jackson St.	90 85	
												335	A	La.-Monroe	59 54	
												349	A	Alabama A&M	68 53	
LAST 12 Division I GAMES:																
316	A	Mississippi Val.	82 51	226	A	Southern U.	70 63									
277	A	Ark.-Pine Bluff	68 58	316	H	Mississippi Val.	88 67									
334	A	Jackson St.	60 57	277	H	Ark.-Pine Bluff	56 54									
283	H	Prairie View	60 55	334	H	Jackson St.	90 85									
203	H	Texas Southern	64 52	283	A	Prairie View	49 <b>51</b>									
303	A	Alcorn	67 63	203	A	Texas Southern	61 <b>69</b>									

Non-Div I Games:

Grambling

■ Loss, 
 ■ Non-Conf, 
 ■ S Site, 
 ■ Home 
 ■ A Away 
 N Neutral

## Grand Canyon

Through Games Of March 1, 2017

Average RPI Win:	287	WON-LOST	WINNING	LAST 10	STRENGTH OF	OPP. STRENGTH	TEAM	ADJ.	CONF.	ADJ CONF.
Average RPI Loss:	175	RECORD	PCT. RANK	GAMES	SCHEDULE	OF SCHEDULE	RPI	RPI	RPI	RPI
DIV. I ONLY	14- 11	136	5- 5	328	287	228	228	29	29	
DIV. I NON-CONF.	7- 5	137	0- 0	277	230	193	193	29	29	
TOTALS	RPI 1-25	RPI 26-50	W-L RECORDS	RPI 51-100	RPI 101-150	RPI 150+				
14- 11	0- 2	0- 0	OVERALL	0- 0	1- 2	13- 7				
11- 2	0- 1	0- 0	HOME	0- 0	1- 1	10- 0				
3- 9	0- 1	0- 0	AWAY	0- 0	0- 1	3- 7				
0- 0	0- 0	0- 0	NEUTRAL	0- 0	0- 0	0- 0				
7- 5	0- 2	0- 0	NON-CONFERENCE	0- 0	1- 0	6- 3				
6- 1	0- 1	0- 0	HOME	0- 0	1- 0	5- 0				
1- 4	0- 1	0- 0	AWAY	0- 0	0- 0	1- 3				
0- 0	0- 0	0- 0	NEUTRAL	0- 0	0- 0	0- 0				
7- 6	0- 0	0- 0	CONFERENCE	0- 0	0- 2	7- 4				
5- 1	0- 0	0- 0	HOME	0- 0	0- 1	5- 0				
2- 5	0- 0	0- 0	AWAY	0- 0	0- 1	2- 4				
0- 0	0- 0	0- 0	NEUTRAL	0- 0	0- 0	0- 0				

RPI 1-25				RPI 26-50				RPI 51-100				RPI 101+ Team's RPI: 228			
RPI	S	Opponent	Score	RPI	S	Opponent	Score	RPI	S	Opponent	Score	RPI	S	Opponent	Score
7	H	Washington	66 101									139	H	Idaho	64 60
9	A	Duke	47 90									146	A	New Mexico St.	60 67
												146	H	New Mexico St.	65 81
												166	A	Rice	50 64
												173	A	UC Riverside	64 77
												215	A	Seattle U	60 86
												215	H	Seattle U	82 77
												224	A	UTRGV	49 52
												224	H	UTRGV	60 59
												259	A	Hawaii	47 51
												261	H	Cal Poly	64 59
												267	A	CSU Bakersfield	59 74
												284	A	Southern Utah	76 73
												288	H	Northern Ariz.	76 65
												303	H	Alcorn	77 44
												309	H	Denver	73 70
												315	A	UMKC	65 77
												315	H	UMKC	75 64
												331	A	Utah Valley	62 46
												331	H	Utah Valley	60 42
												336	H	Fla. Atlantic	81 60
												340	A	Chicago St.	73 62
												340	H	Chicago St.	57 39
LAST 12 Division I GAMES:															
				315	A	UMKC	65 77					267	A	CSU Bakersfield	59 74
				340	A	Chicago St.	73 62					340	H	Chicago St.	57 39
				331	H	Utah Valley	60 42					315	H	UMKC	75 64
				215	H	Seattle U	82 77					215	A	Seattle U	60 86
				146	A	New Mexico St.	60 67					224	H	UTRGV	60 59
				224	A	UTRGV	49 52					146	H	New Mexico St.	65 81

Non-Div I Games: Chaminade 85 55

Grand Canyon

■ Loss, 
 ■ Non-Conf, S Site, 
 ■ Home 
 ■ Away 
 N Neutral

Average RPI Win: <b>181</b>	WON-LOST	WINNING	LAST 10	STRENGTH OF	OPP. STRENGTH	TEAM	ADJ.	CONF.	ADJ CONF.
Average RPI Loss: <b>134</b>	RECORD	PCT. RANK	GAMES	SCHEDULE	OF SCHEDULE	RPI	RPI	RPI	RPI
DIV. I ONLY	<b>24- 5</b>	<b>15</b>	<b>6- 4</b>	<b>86</b>	<b>173</b>	<b>29</b>	<b>29</b>	<b>19</b>	<b>19</b>
DIV. I NON-CONF.	<b>9- 2</b>	<b>37</b>	<b>0- 1</b>	<b>6</b>	<b>25</b>	<b>4</b>	<b>4</b>	<b>21</b>	<b>21</b>
TOTALS	RPI 1-25	RPI 26-50	W-L RECORDS	RPI 51-100	RPI 101-150	RPI 150+			
24- 5	0- 1	5- 0	OVERALL	2- 0	3- 1	14- 3			
13- 1	0- 0	3- 0	HOME	0- 0	2- 0	8- 1			
11- 4	0- 1	2- 0	AWAY	2- 0	1- 1	6- 2			
0- 0	0- 0	0- 0	NEUTRAL	0- 0	0- 0	0- 0			
9- 2	0- 1	5- 0	NON-CONFERENCE	2- 0	0- 0	2- 1			
4- 1	0- 0	3- 0	HOME	0- 0	0- 0	1- 1			
5- 1	0- 1	2- 0	AWAY	2- 0	0- 0	1- 0			
0- 0	0- 0	0- 0	NEUTRAL	0- 0	0- 0	0- 0			
15- 3	0- 0	0- 0	CONFERENCE	0- 0	3- 1	12- 2			
9- 0	0- 0	0- 0	HOME	0- 0	2- 0	7- 0			
6- 3	0- 0	0- 0	AWAY	0- 0	1- 1	5- 2			
0- 0	0- 0	0- 0	NEUTRAL	0- 0	0- 0	0- 0			

RPI S	Opponent	Score	RPI S	Opponent	Score	Team's RPI: 29	RPI S	Opponent	Score	RPI S	Opponent	Score
2	A Notre Dame	67 <b>71</b>	26	H Elon	71 56		60	A Belmont	62 53	134	A Wright St.	58 51
			28	H Drake	71 48		83	A Chattanooga	71 55	134	H Wright St.	62 41
			32	A South Dakota St.	67 43					145	A Oakland	71 <b>74</b>
			36	A Marquette	78 63					145	H Oakland	89 47
			49	H Little Rock	57 31					152	A Milwaukee	60 <b>72</b>
										152	H Milwaukee	89 47
										160	A Detroit Mercy	72 <b>76</b>
										160	H Detroit Mercy	60 55
										179	A Cleveland St.	65 51
										179	H Cleveland St.	79 60
										210	H Wisconsin	53 <b>54</b>
										232	A Bradley	68 43
										266	H Butler	61 34
										285	A Northern Ky.	74 37
										285	H Northern Ky.	70 39
										302	A Valparaiso	75 36
										302	H Valparaiso	56 35
										311	A Youngstown St.	84 51
										311	H Youngstown St.	75 41
										323	A Ill.-Chicago	79 65
										323	H Ill.-Chicago	65 31
LAST 12 Division I GAMES:												
2	A Notre Dame	67 <b>71</b>	179	H Cleveland St.	79 60							
285	A Northern Ky.	74 37	160	A Detroit Mercy	72 <b>76</b>							
134	A Wright St.	58 51	145	A Oakland	71 <b>74</b>							
323	H Ill.-Chicago	65 31	179	A Cleveland St.	65 51							
152	A Milwaukee	60 <b>72</b>	311	A Youngstown St.	84 51							
311	H Youngstown St.	75 41	152	H Milwaukee	89 47							

Non-Div I Games:

Green Bay

■ Loss, 
■ Non-Conf, S Site, 
■ Home 
■ Away 
N Neutral

Average RPI Win: <b>274</b>	WON-LOST	WINNING	LAST 10	STRENGTH OF	OPP. STRENGTH	TEAM	ADJ.	CONF.	ADJ CONF.
Average RPI Loss: <b>141</b>	RECORD	PCT. RANK	GAMES	SCHEDULE	OF SCHEDULE	RPI	RPI	RPI	RPI
DIV. I ONLY	<b>16- 12</b>	<b>131</b>	<b>5- 5</b>	<b>297</b>	<b>284</b>	<b>179</b>	<b>179</b>	<b>32</b>	<b>32</b>
DIV. I NON-CONF.	<b>6- 7</b>	<b>182</b>	<b>0- 0</b>	<b>85</b>	<b>35</b>	<b>91</b>	<b>91</b>	<b>31</b>	<b>31</b>
TOTALS	RPI 1-25	RPI 26-50	W-L RECORDS	RPI 51-100	RPI 101-150	RPI 150+			
16- 12	1- 1	0- 2	OVERALL	0- 3	1- 1	14- 5			
8- 2	1- 0	0- 0	HOME	0- 0	0- 0	7- 2			
4- 10	0- 1	0- 2	AWAY	0- 3	0- 1	4- 3			
4- 0	0- 0	0- 0	NEUTRAL	0- 0	1- 0	3- 0			
6- 7	1- 1	0- 2	NON-CONFERENCE	0- 3	1- 1	4- 0			
2- 0	1- 0	0- 0	HOME	0- 0	0- 0	1- 0			
0- 7	0- 1	0- 2	AWAY	0- 3	0- 1	0- 0			
4- 0	0- 0	0- 0	NEUTRAL	0- 0	1- 0	3- 0			
10- 5	0- 0	0- 0	CONFERENCE	0- 0	0- 0	10- 5			
6- 2	0- 0	0- 0	HOME	0- 0	0- 0	6- 2			
4- 3	0- 0	0- 0	AWAY	0- 0	0- 0	4- 3			
0- 0	0- 0	0- 0	NEUTRAL	0- 0	0- 0	0- 0			

RPI 1-25				RPI 26-50				RPI 51-100				RPI 101+ Team's RPI: 179			
RPI	S	Opponent	Score	RPI	S	Opponent	Score	RPI	S	Opponent	Score	RPI	S	Opponent	Score
3	A	South Carolina	38 <b>92</b>	33	A	North Carolina St.	56 <b>81</b>	51	A	Iowa	51 <b>84</b>	117	A	Old Dominion	58 <b>61</b>
17	H	Temple	71 65	40	A	James Madison	50 <b>71</b>	72	A	Northwestern	48 <b>67</b>	138	N	Maine	58 49
								100	A	FGCU	49 <b>60</b>	177	A	Bethune-Cookman	56 <b>66</b>
												218	H	Howard	62 <b>67</b>
												230	H	Richmond	72 45
												236	N	Samford	63 57
												248	H	UMES	65 <b>68</b>
												278	A	Norfolk St.	58 57
												278	H	Norfolk St.	77 65
												281	H	N.C. A&T	64 57
												282	H	Coppin St.	78 54
												299	A	Savannah St.	51 <b>55</b>
												299	H	Savannah St.	75 46
												310	N	Lafayette	58 55
												326	N	Saint Peter's	71 42
												330	A	Florida A&M	44 <b>62</b>
												333	A	Morgan St.	71 58
												338	H	N.C. Central	60 36
												347	A	South Carolina St.	51 50
												347	H	South Carolina St.	80 46
												348	A	Delaware St.	83 52
LAST 12 Division I GAMES:															
278	H	Norfolk St.	77 65	299	A	Savannah St.	51 <b>55</b>								
333	A	Morgan St.	71 58	248	H	UMES	65 <b>68</b>								
330	A	Florida A&M	44 <b>62</b>	282	H	Coppin St.	78 54								
177	A	Bethune-Cookman	56 <b>66</b>	278	A	Norfolk St.	58 57								
218	H	Howard	62 <b>67</b>	338	H	N.C. Central	60 36								
347	A	South Carolina St.	51 50	348	A	Delaware St.	83 52								

Non-Div I Games:

Hampton

■ Loss, 
 ■ Non-Conf, S Site, 
 ■ Home 
 ■ Away 
 N Neutral

## Hartford

Through Games Of March 1, 2017

Average RPI Win:	242	WON-LOST	WINNING	LAST 10	STRENGTH OF	OPP. STRENGTH	TEAM	ADJ.	CONF.	ADJ CONF.
Average RPI Loss:	148	RECORD	PCT. RANK	GAMES	SCHEDULE	OF SCHEDULE	RPI	RPI	RPI	RPI
DIV. I ONLY	16- 13	143	3- 7	248	234	188	188	22	22	
DIV. I NON-CONF.	9- 4	85	0- 0	217	257	136	136	22	22	
TOTALS	RPI 1-25	RPI 26-50	W-L RECORDS	RPI 51-100	RPI 101-150	RPI 150+				
16- 13	0- 0	0- 1	OVERALL	0- 3	1- 4	15- 5				
7- 7	0- 0	0- 1	HOME	0- 2	0- 2	7- 2				
7- 6	0- 0	0- 0	AWAY	0- 1	1- 2	6- 3				
2- 0	0- 0	0- 0	NEUTRAL	0- 0	0- 0	2- 0				
9- 4	0- 0	0- 1	NON-CONFERENCE	0- 1	1- 0	8- 2				
3- 3	0- 0	0- 1	HOME	0- 1	0- 0	3- 1				
4- 1	0- 0	0- 0	AWAY	0- 0	1- 0	3- 1				
2- 0	0- 0	0- 0	NEUTRAL	0- 0	0- 0	2- 0				
7- 9	0- 0	0- 0	CONFERENCE	0- 2	0- 4	7- 3				
4- 4	0- 0	0- 0	HOME	0- 1	0- 2	4- 1				
3- 5	0- 0	0- 0	AWAY	0- 1	0- 2	3- 2				
0- 0	0- 0	0- 0	NEUTRAL	0- 0	0- 0	0- 0				

RPI 1-25			RPI 26-50			RPI 51-100			RPI 101+ Team's RPI: 188						
RPI	S	Opponent	Score	RPI	S	Opponent	Score	RPI	S	Opponent	Score				
				41	H	Quinnipiac	59 82	66	A	New Hampshire	50 58				
								66	H	New Hampshire	57 62				
								100	H	FGCU	63 70				
										126	A	Albany (NY)	71 82		
										126	H	Albany (NY)	52 58		
										132	A	Delaware	67 66		
										138	A	Maine	62 73		
										138	H	Maine	60 66		
										169	A	Siena	80 76		
										171	H	Boston College	65 56		
										186	H	Providence	65 77		
										189	A	Hofstra	69 67		
										195	H	Sacred Heart	81 64		
										205	A	UMBC	80 73		
										205	H	UMBC	47 64		
										207	A	Binghamton	59 60		
										207	H	Binghamton	76 73		
										219	N	Monmouth	75 72		
										249	A	Niagara	62 75		
										262	A	Stony Brook	62 40		
										262	H	Stony Brook	65 52		
										271	A	Vermont	70 76		
										271	H	Vermont	68 55		
LAST 12 Division I GAMES:												278	N	Norfolk St.	61 51
				126	H	Albany (NY)	52 58			138	H	Maine	60 66		
				207	A	Binghamton	59 60			271	A	Vermont	70 76		
				66	H	New Hampshire	57 62			126	A	Albany (NY)	71 82		
				262	A	Stony Brook	62 40			207	H	Binghamton	76 73		
				344	A	UMass Lowell	84 64			66	A	New Hampshire	50 58		
				205	H	UMBC	47 64			262	H	Stony Brook	65 52		
										306	H	Massachusetts	75 56		
										318	A	Central Conn. St.	68 58		
										344	A	UMass Lowell	84 64		
										344	H	UMass Lowell	80 59		

Non-Div I Games:

Hartford

■ Loss, 
 ■ Non-Conf, 
 S Site, 
 ■ Home 
 ■ Away 
 N Neutral

Average RPI Win:	176	WON-LOST	WINNING	LAST 10	STRENGTH OF	OPP. STRENGTH	TEAM	ADJ.	CONF.	ADJ CONF.
Average RPI Loss:	106	RECORD	PCT. RANK	GAMES	SCHEDULE	OF SCHEDULE	RPI	RPI	RPI	RPI
DIV. I ONLY	20- 5	21	6- 4	96	135	27	27	8	8	
DIV. I NON-CONF.	12- 1	7	1- 0	136	176	20	20	9	9	
TOTALS	RPI 1-25	RPI 26-50	W-L RECORDS	RPI 51-100	RPI 101-150	RPI 150+				
20- 5	1- 0	0- 0	OVERALL	1- 2	3- 3	15- 0				
10- 0	1- 0	0- 0	HOME	0- 0	3- 0	6- 0				
8- 5	0- 0	0- 0	AWAY	0- 2	0- 3	8- 0				
2- 0	0- 0	0- 0	NEUTRAL	1- 0	0- 0	1- 0				
12- 1	1- 0	0- 0	NON-CONFERENCE	1- 1	1- 0	9- 0				
5- 0	1- 0	0- 0	HOME	0- 0	1- 0	3- 0				
5- 1	0- 0	0- 0	AWAY	0- 1	0- 0	5- 0				
2- 0	0- 0	0- 0	NEUTRAL	1- 0	0- 0	1- 0				
8- 4	0- 0	0- 0	CONFERENCE	0- 1	2- 3	6- 0				
5- 0	0- 0	0- 0	HOME	0- 0	2- 0	3- 0				
3- 4	0- 0	0- 0	AWAY	0- 1	0- 3	3- 0				
0- 0	0- 0	0- 0	NEUTRAL	0- 0	0- 0	0- 0				

RPI 1-25				RPI 26-50				Team's RPI: 27				RPI 51-100				RPI 101+			
RPI	S	Opponent	Score	RPI	S	Opponent	Score	RPI	S	Opponent	Score	RPI	S	Opponent	Score	RPI	S	Opponent	Score
17	H	Temple	73 62									74	A	Penn	43 63	118	A	Cornell	52 57
												80	A	Minnesota	87 103	118	H	Cornell	62 59
												92	N	Buffalo	74 62	124	A	Princeton	58 63
																132	A	Yale	52 57
																132	H	Yale	76 56
																138	H	Maine	69 62
																165	A	La Salle	66 64
																168	H	Fairfield	58 44
																169	A	Siena	65 58
																170	A	Kansas	69 59
																172	A	Columbia	58 55
																172	H	Columbia	70 68
																175	A	Brown	66 63
																175	H	Brown	69 59
																195	A	Sacred Heart	68 60
																220	A	Boston U.	65 52
																225	A	Dartmouth	70 61
																225	H	Dartmouth	70 65
																235	N	UNC Asheville	79 62
																236	H	Samford	57 52
																314	H	NJIT	59 38
LAST 12 Division I GAMES:																			
175	A	Brown	66 63	124	A	Princeton	58 63												
132	A	Yale	52 57	74	A	Penn	43 63												
118	A	Cornell	52 57	172	H	Columbia	70 68												
172	A	Columbia	58 55	118	H	Cornell	62 59												
132	H	Yale	76 56	225	A	Dartmouth	70 61												
175	H	Brown	69 59	165	A	La Salle	66 64												

Non-Div I Games:

Harvard

■ Loss, 
 ■ Non-Conf, S Site, 
 ■ Home 
 ■ Away 
 N Neutral



## Hawaii

Through Games Of March 1, 2017

Average RPI Win: <b>283</b>	WON-LOST	WINNING	LAST 10	STRENGTH OF	OPP. STRENGTH	TEAM	ADJ.	CONF.	ADJ CONF.
Average RPI Loss: <b>141</b>	RECORD	PCT. RANK	GAMES	SCHEDULE	OF SCHEDULE	RPI	RPI	RPI	RPI
DIV. I ONLY	9- 17	254	4- 6	190	231	259	259	24	24
DIV. I NON-CONF.	3- 8	262	0- 0	78	140	237	237	23	23
TOTALS	RPI 1-25	RPI 26-50	W-L RECORDS	RPI 51-100	RPI 101-150	RPI 150+			
9- 17	0- 2	0- 1	OVERALL	0- 4	1- 1	8- 9			
6- 7	0- 1	0- 1	HOME	0- 1	1- 0	5- 4			
3- 10	0- 1	0- 0	AWAY	0- 3	0- 1	3- 5			
0- 0	0- 0	0- 0	NEUTRAL	0- 0	0- 0	0- 0			
3- 8	0- 2	0- 1	NON-CONFERENCE	0- 2	1- 0	2- 3			
3- 3	0- 1	0- 1	HOME	0- 0	1- 0	2- 1			
0- 5	0- 1	0- 0	AWAY	0- 2	0- 0	0- 2			
0- 0	0- 0	0- 0	NEUTRAL	0- 0	0- 0	0- 0			
6- 9	0- 0	0- 0	CONFERENCE	0- 2	0- 1	6- 6			
3- 4	0- 0	0- 0	HOME	0- 1	0- 0	3- 3			
3- 5	0- 0	0- 0	AWAY	0- 1	0- 1	3- 3			
0- 0	0- 0	0- 0	NEUTRAL	0- 0	0- 0	0- 0			

RPI 1-25				RPI 26-50				RPI 51-100				RPI 101+ Team's RPI: 259			
RPI	S	Opponent	Score	RPI	S	Opponent	Score	RPI	S	Opponent	Score	RPI	S	Opponent	Score
5	H	Mississippi St.	41 <b>66</b>	42	H	Oregon	49 <b>86</b>	58	A	Boise St.	49 <b>61</b>	121	A	Long Beach St.	57 <b>68</b>
10	A	UCLA	49 <b>72</b>					81	A	Southern California	44 <b>76</b>	146	H	New Mexico St.	56 53
								91	A	UC Davis	55 <b>70</b>	162	A	CSUN	56 <b>67</b>
								91	H	UC Davis	50 <b>69</b>	162	H	CSUN	49 <b>60</b>
												173	A	UC Riverside	45 <b>63</b>
												173	H	UC Riverside	59 <b>79</b>
												208	H	San Jose St.	61 <b>77</b>
												228	H	Grand Canyon	51 47
												231	A	UC Santa Barbara	62 <b>74</b>
												231	H	UC Santa Barbara	52 <b>67</b>
												261	A	Cal Poly	87 79
												261	H	Cal Poly	66 57
												267	A	CSU Bakersfield	51 <b>58</b>
												287	A	Nevada	59 <b>67</b>
												311	H	Youngstown St.	72 50
												322	A	UC Irvine	73 60
												322	H	UC Irvine	79 62
												346	A	Cal St. Fullerton	55 45
												346	H	Cal St. Fullerton	60 50
LAST 12 Division I GAMES:															
346	A	Cal St. Fullerton	55 45	162	A	CSUN	56 <b>67</b>								
322	A	UC Irvine	73 60	173	A	UC Riverside	45 <b>63</b>								
162	H	CSUN	49 <b>60</b>	261	H	Cal Poly	66 57								
91	H	UC Davis	50 <b>69</b>	322	H	UC Irvine	79 62								
231	H	UC Santa Barbara	52 <b>67</b>	231	A	UC Santa Barbara	62 <b>74</b>								
173	H	UC Riverside	59 <b>79</b>	261	A	Cal Poly	87 79								

Non-Div I Games: Hawaii Pacific 88 54

Hawaii

■ Loss, 
 ■ Non-Conf, S Site, 
 ■ Home 
 ■ Away 
 N Neutral

# High Point

Through Games Of March 1, 2017

Average RPI Win:	286	WON-LOST	WINNING	LAST 10	STRENGTH OF	OPP. STRENGTH	TEAM	ADJ.	CONF.	ADJ CONF.
Average RPI Loss:	182	RECORD	PCT. RANK	GAMES	SCHEDULE	OF SCHEDULE	RPI	RPI	RPI	RPI
DIV. I ONLY	12- 14	199	9- 1	298	306	243	243	28	28	
DIV. I NON-CONF.	0- 9	335	0- 0	179	197	336	336	28	28	
TOTALS	RPI 1-25	RPI 26-50	W-L RECORDS	RPI 51-100	RPI 101-150	RPI 150+				
12- 14	0- 0	0- 0	OVERALL	0- 3	0- 2	12- 9				
6- 6	0- 0	0- 0	HOME	0- 2	0- 0	6- 4				
6- 8	0- 0	0- 0	AWAY	0- 0	0- 0	6- 0				
0- 0	0- 0	0- 0	NEUTRAL	0- 0	0- 0	0- 0				
0- 9	0- 0	0- 0	NON-CONFERENCE	0- 3	0- 1	0- 5				
0- 4	0- 0	0- 0	HOME	0- 2	0- 0	0- 2				
0- 5	0- 0	0- 0	AWAY	0- 1	0- 1	0- 3				
0- 0	0- 0	0- 0	NEUTRAL	0- 0	0- 0	0- 0				
12- 5	0- 0	0- 0	CONFERENCE	0- 0	0- 1	12- 4				
6- 2	0- 0	0- 0	HOME	0- 0	0- 0	6- 2				
6- 3	0- 0	0- 0	AWAY	0- 0	0- 1	6- 2				
0- 0	0- 0	0- 0	NEUTRAL	0- 0	0- 0	0- 0				

RPI 1-25			RPI 26-50			RPI 51-100			RPI 101+			Team's RPI: 243			
RPI	S	Opponent	Score	RPI	S	Opponent	Score	RPI	S	Opponent	Score	RPI	S	Opponent	Score
								53	H	Ohio	48 76	113	A	Ole Miss	62 73
								62	A	West Virginia	59 82	123	A	Radford	56 59
								99	H	Stetson	47 81	182	A	UAB	66 75
												183	A	Campbell	33 58
												183	H	Campbell	53 69
												212	H	UNCG	67 69
												233	A	Presbyterian	72 64
												233	H	Presbyterian	87 60
												235	A	UNC Asheville	76 60
												235	H	UNC Asheville	81 70
												246	A	Liberty	74 81
												246	H	Liberty	78 69
												254	A	Charleston So.	64 62
												254	H	Charleston So.	68 74
												275	A	Davidson	72 82
												278	H	Norfolk St.	60 63
												279	A	Western Caro.	64 73
												313	A	Gardner-Webb	84 65
												313	H	Gardner-Webb	71 69
												342	A	Winthrop	70 57
												342	H	Winthrop	88 43
												345	A	Longwood	80 49
												345	H	Longwood	81 60
LAST 12 Division I GAMES:															
				345	H	Longwood	81 60					342	A	Winthrop	70 57
				233	A	Presbyterian	72 64					235	H	UNC Asheville	81 70
				254	A	Charleston So.	64 62					345	A	Longwood	80 49
				183	H	Campbell	53 69					233	H	Presbyterian	87 60
				246	H	Liberty	78 69					183	A	Campbell	33 58
				313	A	Gardner-Webb	84 65					313	H	Gardner-Webb	71 69

Non-Div I Games: Spring Hill 74 58 Brevard 89 42

High Point

Loss, Non-Conf, S Site, H Home A Away N Neutral

## Hofstra

Through Games Of March 1, 2017

Average RPI Win:	<b>198</b>	WON-LOST	WINNING	LAST 10	STRENGTH OF	OPP. STRENGTH	TEAM	ADJ.	CONF.	ADJ CONF.
Average RPI Loss:	<b>132</b>	RECORD	PCT. RANK	GAMES	SCHEDULE	OF SCHEDULE	RPI	RPI	RPI	RPI
DIV. I ONLY	<b>12- 17</b>	<b>219</b>	<b>4- 6</b>	<b>121</b>	<b>140</b>	<b>189</b>	<b>189</b>	<b>9</b>	<b>9</b>	
DIV. I NON-CONF.	<b>7- 4</b>	<b>114</b>	<b>0- 0</b>	<b>188</b>	<b>325</b>	<b>118</b>	<b>118</b>	<b>8</b>	<b>8</b>	
TOTALS	RPI 1-25	RPI 26-50	W-L RECORDS	RPI 51-100	RPI 101-150	RPI 150+				
12- 17	0- 0	0- 4	OVERALL	2- 2	2- 4	8- 7				
7- 7	0- 0	0- 2	HOME	1- 0	1- 1	5- 4				
5- 10	0- 0	0- 2	AWAY	1- 2	1- 3	3- 3				
0- 0	0- 0	0- 0	NEUTRAL	0- 0	0- 0	0- 0				
7- 4	0- 0	0- 0	NON-CONFERENCE	1- 1	1- 1	5- 2				
4- 1	0- 0	0- 0	HOME	0- 0	0- 0	4- 1				
3- 3	0- 0	0- 0	AWAY	1- 1	1- 1	1- 1				
0- 0	0- 0	0- 0	NEUTRAL	0- 0	0- 0	0- 0				
5- 13	0- 0	0- 4	CONFERENCE	1- 1	1- 3	3- 5				
3- 6	0- 0	0- 2	HOME	1- 0	1- 1	1- 3				
2- 7	0- 0	0- 2	AWAY	0- 1	0- 2	2- 2				
0- 0	0- 0	0- 0	NEUTRAL	0- 0	0- 0	0- 0				

RPI 1-25			RPI 26-50			RPI 51-100			RPI 101+ Team's RPI: 189		
RPI	S	Opponent	Score	RPI	S	Opponent	Score	RPI	S	Opponent	Score
26	A	Elon	61 72	82	A	Drexel	43 65	110	A	Saint Joseph's	75 64
26	H	Elon	53 64	82	H	Drexel	58 53	129	A	William & Mary	65 81
40	A	James Madison	57 93	91	A	UC Davis	64 60	129	H	William & Mary	64 61
40	H	James Madison	50 61	92	A	Buffalo	50 74	130	A	Navy	69 78
								132	A	Delaware	45 56
								132	H	Delaware	56 73
								154	A	Northeastern	46 52
								154	H	Northeastern	51 53
								188	H	Hartford	67 69
								191	H	American	72 67
								204	A	Towson	70 61
								204	H	Towson	56 59
								206	A	Col. of Charleston	55 71
								206	H	Col. of Charleston	85 81
								221	H	Marist	62 42
								222	A	UNCW	66 54
								222	H	UNCW	54 56
								262	A	Stony Brook	67 64
								280	A	Sacramento St.	85 97
								306	H	Massachusetts	71 55
								348	H	Delaware St.	64 44
LAST 12 Division I GAMES:											
154	A	Northeastern	46 52	206	H	Col. of Charleston	85 81				
82	H	Drexel	58 53	129	A	William & Mary	65 81				
204	H	Towson	56 59	129	H	William & Mary	64 61				
222	A	UNCW	66 54	40	H	James Madison	50 61				
26	A	Elon	61 72	26	H	Elon	53 64				
132	A	Delaware	45 56	206	A	Col. of Charleston	55 71				

Non-Div I Games:

Hofstra

■ Loss, 
 ■ Non-Conf, 
 ■ S Site, 
 ■ Home 
 ■ A Away 
 N Neutral

## Holy Cross

Through Games Of March 1, 2017

Average RPI Win:	236	WON-LOST	WINNING	LAST 10	STRENGTH OF	OPP. STRENGTH	TEAM	ADJ.	CONF.	ADJ CONF.
Average RPI Loss:	196	RECORD	PCT. RANK	GAMES	SCHEDULE	OF SCHEDULE	RPI	RPI	RPI	RPI
DIV. I ONLY	8- 21	288	3- 7	271	262	308	308	23	23	
DIV. I NON-CONF.	2- 9	293	0- 0	293	242	337	337	25	25	
TOTALS	RPI 1-25	RPI 26-50	W-L RECORDS	RPI 51-100	RPI 101-150	RPI 150+				
8- 21	0- 0	0- 2	OVERALL	1- 2	0- 3	7- 14				
5- 9	0- 0	0- 1	HOME	1- 1	0- 2	4- 5				
3- 12	0- 0	0- 1	AWAY	0- 1	0- 1	3- 9				
0- 0	0- 0	0- 0	NEUTRAL	0- 0	0- 0	0- 0				
2- 9	0- 0	0- 2	NON-CONFERENCE	0- 1	0- 1	2- 5				
2- 3	0- 0	0- 1	HOME	0- 1	0- 1	2- 0				
0- 6	0- 0	0- 1	AWAY	0- 0	0- 0	0- 5				
0- 0	0- 0	0- 0	NEUTRAL	0- 0	0- 0	0- 0				
6- 12	0- 0	0- 0	CONFERENCE	1- 1	0- 2	5- 9				
3- 6	0- 0	0- 0	HOME	1- 0	0- 1	2- 5				
3- 6	0- 0	0- 0	AWAY	0- 1	0- 1	3- 4				
0- 0	0- 0	0- 0	NEUTRAL	0- 0	0- 0	0- 0				

RPI S	Opponent	Score	RPI S	Opponent	Score	RPI S	Opponent	Score	RPI S	Opponent	Score	Team's RPI: 308
31	A Arizona St.	33 63	70	A Bucknell	48 77	130	A Navy	56 57				
41	H Quinnipiac	55 78	70	H Bucknell	63 51	130	H Navy	71 73				
			71	H Penn St.	48 84	132	H Yale	70 71				
						159	A Army West Point	41 60				
						159	H Army West Point	59 67				
						191	A American	61 60				
						191	H American	51 46				
						220	A Boston U.	56 68				
						220	H Boston U.	49 66				
						221	H Marist	50 46				
						225	A Dartmouth	49 53				
						263	A Bryant	74 76				
						270	A Loyola Maryland	59 58				
						270	H Loyola Maryland	37 56				
						271	A Vermont	52 63				
						272	A Manhattan	56 60				
						274	A Colgate	52 70				
						274	H Colgate	54 62				
						293	A Lehigh	64 80				
						293	H Lehigh	65 47				
						306	A Massachusetts	66 69				
						310	A Lafayette	67 61				
						310	H Lafayette	70 85				
						344	H UMass Lowell	62 47				
LAST 12 Division I GAMES:												
270	H Loyola Maryland	37 56	310	H Lafayette	70 85							
220	A Boston U.	56 68	70	H Bucknell	63 51							
270	A Loyola Maryland	59 58	274	A Colgate	52 70							
191	H American	51 46	130	H Navy	71 73							
159	A Army West Point	41 60	191	A American	61 60							
293	A Lehigh	64 80	159	H Army West Point	59 67							

Non-Div I Games:

Holy Cross

■ Loss, 
 ■ Non-Conf, 
 ■ S Site, 
 ■ H Home 
 ■ A Away 
 N Neutral

Average RPI Win:	205	WON-LOST	WINNING	LAST 10	STRENGTH OF	OPP. STRENGTH	TEAM	ADJ.	CONF.	ADJ CONF.
Average RPI Loss:	96	RECORD	PCT. RANK	GAMES	SCHEDULE	OF SCHEDULE	RPI	RPI	RPI	RPI
DIV. I ONLY	11- 18	244	3- 7	88	87	176	176	5	5	
DIV. I NON-CONF.	7- 6	157	0- 0	142	280	148	148	5	5	
TOTALS	RPI 1-25	RPI 26-50	W-L RECORDS	RPI 51-100	RPI 101-150	RPI 150+				
11- 18	0- 2	0- 1	OVERALL	0- 6	2- 7	9- 2				
6- 8	0- 1	0- 1	HOME	0- 3	1- 2	5- 1				
5- 9	0- 1	0- 0	AWAY	0- 3	1- 4	4- 1				
0- 1	0- 0	0- 0	NEUTRAL	0- 0	0- 1	0- 0				
7- 6	0- 0	0- 0	NON-CONFERENCE	0- 2	0- 4	7- 0				
4- 2	0- 0	0- 0	HOME	0- 1	0- 1	4- 0				
3- 3	0- 0	0- 0	AWAY	0- 1	0- 2	3- 0				
0- 1	0- 0	0- 0	NEUTRAL	0- 0	0- 1	0- 0				
4- 12	0- 2	0- 1	CONFERENCE	0- 4	2- 3	2- 2				
2- 6	0- 1	0- 1	HOME	0- 2	1- 1	1- 1				
2- 6	0- 1	0- 0	AWAY	0- 2	1- 2	1- 1				
0- 0	0- 0	0- 0	NEUTRAL	0- 0	0- 0	0- 0				

RPI	S	Opponent	Score	RPI	S	Opponent	Score	RPI	S	Opponent	Score	RPI	S	Opponent	Score	Team's RPI: 176
1	A	UConn	42 91	34	H	South Fla.	50 79	63	A	Tulane	56 82	102	A	Texas Tech	60 84	
17	H	Temple	57 69					63	H	Tulane	49 57	106	N	Central Ark.	55 69	
								89	H	Mercer	60 64	111	A	UCF	59 85	
								96	A	SMU	45 74	111	H	UCF	48 62	
								96	H	SMU	45 66	121	A	Long Beach St.	55 65	
								97	A	UNLV	53 64	144	A	Memphis	65 66	
												147	H	Texas St.	56 61	
												148	A	Tulsa	65 62	
												148	H	Tulsa	71 66	
												157	A	Louisiana	69 64	
												163	A	East Carolina	73 62	
												163	H	East Carolina	81 65	
												164	A	Cincinnati	64 85	
												164	H	Cincinnati	62 71	
												194	A	UTSA	56 49	
												206	H	Col. of Charleston	79 63	
												223	H	Rutgers	53 51	
												224	A	UTRGV	68 52	
												303	H	Alcorn	85 70	
												327	H	Southeastern La.	83 80	
LAST 12 Division I GAMES:																
96	A	SMU	45 74	163	A	East Carolina	73 62									
163	H	East Carolina	81 65	63	H	Tulane	49 57									
34	H	South Fla.	50 79	1	A	UConn	42 91									
148	A	Tulsa	65 62	144	A	Memphis	65 66									
164	H	Cincinnati	62 71	96	H	SMU	45 66									
111	A	UCF	59 85	17	H	Temple	57 69									

Non-Div I Games:

Houston

■ Loss, 
 ■ Non-Conf, 
 ■ S Site, 
 ■ Home 
 ■ A Away 
 N Neutral

## Houston Baptist

Through Games Of March 1, 2017

Average RPI Win:	312	WON-LOST	WINNING	LAST 10	STRENGTH OF	OPP. STRENGTH	TEAM	ADJ.	CONF.	ADJ CONF.
Average RPI Loss:	205	RECORD	PCT. RANK	GAMES	SCHEDULE	OF SCHEDULE	RPI	RPI	RPI	RPI
DIV. I ONLY	4- 21	327	2- 8	296	305	341	341	27	27	
DIV. I NON-CONF.	0- 8	335	0- 0	159	173	331	331	27	27	
TOTALS	RPI 1-25	RPI 26-50	W-L RECORDS	RPI 51-100	RPI 101-150	RPI 150+				
4- 21	0- 2	0- 0	OVERALL	0- 1	0- 4	4- 14				
4- 8	0- 0	0- 0	HOME	0- 0	0- 2	4- 6				
0- 13	0- 0	0- 0	AWAY	0- 0	0- 0	0- 4				
0- 0	0- 0	0- 0	NEUTRAL	0- 0	0- 0	0- 0				
0- 8	0- 2	0- 0	NON-CONFERENCE	0- 0	0- 0	0- 6				
0- 4	0- 0	0- 0	HOME	0- 0	0- 0	0- 4				
0- 4	0- 2	0- 0	AWAY	0- 0	0- 0	0- 2				
0- 0	0- 0	0- 0	NEUTRAL	0- 0	0- 0	0- 0				
4- 13	0- 0	0- 0	CONFERENCE	0- 1	0- 4	4- 8				
4- 4	0- 0	0- 0	HOME	0- 0	0- 2	4- 2				
0- 9	0- 0	0- 0	AWAY	0- 1	0- 2	0- 6				
0- 0	0- 0	0- 0	NEUTRAL	0- 0	0- 0	0- 0				

RPI	S	Opponent	Score	RPI	S	Opponent	Score	RPI	S	Opponent	Score	RPI	S	Opponent	Score	Team's RPI: 341
4	A	Baylor	43 118					93	A	SFA	49 86	106	A	Central Ark.	39 83	
13	A	Texas	46 98									106	H	Central Ark.	49 80	
												135	A	Lamar University	22 74	
												135	H	Lamar University	53 81	
												151	H	Oral Roberts	65 75	
												166	H	Rice	53 79	
												167	A	Arkansas	40 101	
												203	H	Texas Southern	34 50	
												211	H	New Orleans	63 73	
												290	A	A&M-Corpus Christi	51 68	
												290	H	A&M-Corpus Christi	56 51	
												292	A	McNeese	53 68	
												292	H	McNeese	72 68	
												295	A	Nicholls St.	57 76	
												301	A	UTEP	45 75	
												307	A	Northwestern St.	54 75	
												327	H	Southeastern La.	71 87	
												329	A	Incarnate Word	54 69	
												329	H	Incarnate Word	68 51	
												335	H	La.-Monroe	65 77	
												337	A	Sam Houston St.	63 78	
												337	H	Sam Houston St.	61 51	
LAST 12 Division I GAMES:																
290	A	A&M-Corpus Christi	51 68	307	A	Northwestern St.	54 75									
135	A	Lamar University	22 74	290	H	A&M-Corpus Christi	56 51									
292	H	McNeese	72 68	329	A	Incarnate Word	54 69									
106	A	Central Ark.	39 83	295	A	Nicholls St.	57 76									
135	H	Lamar University	53 81	211	H	New Orleans	63 73									
337	A	Sam Houston St.	63 78	329	H	Incarnate Word	68 51									

Non-Div I Games: S'western Assemblie71 52 Arlington Baptist 75 55

Houston Baptist

Loss, Non-Conf, S Site, H Home A Away N Neutral

H  
o  
w  
a  
r  
dH  
o  
w  
a  
r  
d

**Non-Div I Games:**

Average RPI Win:	195	WON-LOST	WINNING	LAST 10	STRENGTH OF	OPP. STRENGTH	TEAM	ADJ.	CONF.	ADJ CONF.
Average RPI Loss:	81	RECORD	PCT. RANK	GAMES	SCHEDULE	OF SCHEDULE	RPI	RPI	RPI	RPI
DIV. I ONLY	20- 7	49	9- 1	147	132	59	59	11	11	
DIV. I NON-CONF.	8- 3	67	0- 0	119	131	67	67	10	10	
TOTALS	RPI 1-25	RPI 26-50	W-L RECORDS	RPI 51-100	RPI 101-150	RPI 150+				
20- 7	1- 0	1- 1	OVERALL	4- 4	1- 0	13- 2				
11- 2	1- 0	1- 0	HOME	2- 2	0- 0	7- 0				
9- 5	0- 0	0- 1	AWAY	2- 2	1- 0	6- 2				
0- 0	0- 0	0- 0	NEUTRAL	0- 0	0- 0	0- 0				
8- 3	1- 0	0- 0	NON-CONFERENCE	1- 3	1- 0	5- 0				
3- 2	1- 0	0- 0	HOME	0- 2	0- 0	2- 0				
5- 1	0- 0	0- 0	AWAY	1- 1	1- 0	3- 0				
0- 0	0- 0	0- 0	NEUTRAL	0- 0	0- 0	0- 0				
12- 4	0- 0	1- 1	CONFERENCE	3- 1	0- 0	8- 2				
8- 0	0- 0	1- 0	HOME	2- 0	0- 0	5- 0				
4- 4	0- 0	0- 1	AWAY	1- 1	0- 0	3- 2				
0- 0	0- 0	0- 0	NEUTRAL	0- 0	0- 0	0- 0				

RPI S	Opponent	Score	RPI S	Opponent	Score	RPI S	Opponent	Score	RPI S	Opponent	Score
20	H Missouri	73 45	32	A South Dakota St.	49 68	53	H Ohio	65 71	140	A VCU	71 62
			32	H South Dakota St.	64 59	56	H UNI	62 69	151	A Oral Roberts	45 54
						60	A Belmont	72 78	151	H Oral Roberts	53 41
						61	A South Dakota	62 75	155	A Omaha	44 64
						61	H South Dakota	63 42	155	H Omaha	79 47
						68	A Western Ill.	76 72	213	A Indiana St.	45 35
						68	H Western Ill.	66 52	227	H Ga. Southern	83 57
						76	A Purdue	67 62	237	A Miami (OH)	65 53
									273	H Tennessee Tech	77 63
									298	A North Dakota St.	76 53
									298	H North Dakota St.	71 58
									309	A Denver	67 45
									309	H Denver	71 49
									317	A Fort Wayne	62 48
									317	H Fort Wayne	66 55
									323	A Ill.-Chicago	67 57
LAST 12 Division I GAMES:											
317	H Fort Wayne	66 55	155	H Omaha	79 47						
61	H South Dakota	63 42	317	A Fort Wayne	62 48						
298	A North Dakota St.	76 53	68	A Western Ill.	76 72						
32	H South Dakota St.	64 59	298	H North Dakota St.	71 58						
309	A Denver	67 45	151	H Oral Roberts	53 41						
151	A Oral Roberts	45 54	309	H Denver	71 49						

Non-Div I Games: Oakland City 95 62 Ind.-Northwest 89 36

IUPUI

Loss, Non-Conf, S Site, H Home A Away N Neutral



## Idaho

Through Games Of March 1, 2017

Average RPI Win:	242	WON-LOST	WINNING	LAST 10	STRENGTH OF	OPP. STRENGTH	TEAM	ADJ.	CONF.	ADJ CONF.
Average RPI Loss:	112	RECORD	PCT. RANK	GAMES	SCHEDULE	OF SCHEDULE	RPI	RPI	RPI	RPI
DIV. I ONLY	13- 13	172	6- 4	124	197	139	139	20	20	
DIV. I NON-CONF.	3- 6	230	0- 0	26	81	86	86	18	18	
TOTALS	RPI 1-25	RPI 26-50	W-L RECORDS	RPI 51-100	RPI 101-150	RPI 150+				
13- 13	0- 2	0- 1	OVERALL	1- 4	2- 2	10- 4				
4- 4	0- 0	0- 0	HOME	0- 1	2- 1	2- 2				
9- 6	0- 0	0- 0	AWAY	1- 0	0- 0	8- 0				
0- 3	0- 1	0- 0	NEUTRAL	0- 2	0- 0	0- 0				
3- 6	0- 2	0- 1	NON-CONFERENCE	1- 2	0- 0	2- 1				
0- 0	0- 0	0- 0	HOME	0- 0	0- 0	0- 0				
3- 3	0- 1	0- 1	AWAY	1- 0	0- 0	2- 1				
0- 3	0- 1	0- 0	NEUTRAL	0- 2	0- 0	0- 0				
10- 7	0- 0	0- 0	CONFERENCE	0- 2	2- 2	8- 3				
4- 4	0- 0	0- 0	HOME	0- 1	2- 1	2- 2				
6- 3	0- 0	0- 0	AWAY	0- 1	0- 1	6- 1				
0- 0	0- 0	0- 0	NEUTRAL	0- 0	0- 0	0- 0				

RPI 1-25				RPI 26-50				RPI 51-100				RPI 101+				Team's RPI: 139	
RPI	S	Opponent	Score	RPI	S	Opponent	Score	RPI	S	Opponent	Score	RPI	S	Opponent	Score		
6	N	Oregon St.	49 60	42	A	Oregon	70 73	56	N	UNI	74 76	109	H	North Dakota	74 61		
7	A	Washington	53 105					84	A	Montana St.	64 80	125	H	Northern Colo.	67 71		
								84	H	Montana St.	61 66	137	A	Eastern Wash.	57 67		
								88	A	Wyoming	74 71	137	H	Eastern Wash.	78 51		
								97	N	UNLV	61 73	153	A	Idaho St.	69 80		
												153	H	Idaho St.	60 67		
												215	A	Seattle U	68 64		
												228	A	Grand Canyon	60 64		
												245	A	Portland St.	72 66		
												252	A	Weber St.	82 77		
												252	H	Weber St.	95 77		
												280	A	Sacramento St.	72 58		
												284	A	Southern Utah	85 68		
												288	A	Northern Ariz.	91 80		
												288	H	Northern Ariz.	61 76		
												328	A	Montana	86 59		
												328	H	Montana	75 50		
												346	A	Cal St. Fullerton	88 86		
LAST 12 Division I GAMES:																	
288	H	Northern Ariz.	61 76	280	A	Sacramento St.	72 58										
252	A	Weber St.	82 77	245	A	Portland St.	72 66										
153	A	Idaho St.	69 80	328	H	Montana	75 50										
137	H	Eastern Wash.	78 51	84	H	Montana St.	61 66										
109	H	North Dakota	74 61	288	A	Northern Ariz.	91 80										
125	H	Northern Colo.	67 71	284	A	Southern Utah	85 68										

Non-Div I Games: Lewis-Clark St. 85 49 Central Wash. 79 45

Idaho

Loss, Non-Conf, S Site, H Home A Away N Neutral

## Idaho St.

Through Games Of March 1, 2017

Average RPI Win:	241	WON-LOST	WINNING	LAST 10	STRENGTH OF	OPP. STRENGTH	TEAM	ADJ.	CONF.	ADJ CONF.
Average RPI Loss:	119	RECORD	PCT. RANK	GAMES	SCHEDULE	OF SCHEDULE	RPI	RPI	RPI	RPI
DIV. I ONLY	15- 12	138	7- 3	196	180	153	153	20	20	
DIV. I NON-CONF.	5- 5	165	0- 0	309	74	199	199	18	18	
TOTALS	RPI 1-25	RPI 26-50	W-L RECORDS	RPI 51-100	RPI 101-150	RPI 150+				
15- 12	0- 1	0- 1	OVERALL	1- 2	3- 5	11- 3				
9- 3	0- 0	0- 0	HOME	1- 0	1- 3	7- 0				
5- 8	0- 0	0- 0	AWAY	0- 0	2- 1	3- 0				
1- 1	0- 0	0- 1	NEUTRAL	0- 0	0- 0	1- 0				
5- 5	0- 1	0- 1	NON-CONFERENCE	0- 1	0- 0	5- 2				
3- 0	0- 0	0- 0	HOME	0- 0	0- 0	3- 0				
1- 4	0- 1	0- 0	AWAY	0- 1	0- 0	1- 2				
1- 1	0- 0	0- 1	NEUTRAL	0- 0	0- 0	1- 0				
10- 7	0- 0	0- 0	CONFERENCE	1- 1	3- 5	6- 1				
6- 3	0- 0	0- 0	HOME	1- 0	1- 3	4- 0				
4- 4	0- 0	0- 0	AWAY	0- 1	2- 2	2- 1				
0- 0	0- 0	0- 0	NEUTRAL	0- 0	0- 0	0- 0				

RPI 1-25				RPI 26-50				RPI 51-100				RPI 101+ Team's RPI: 153			
RPI	S	Opponent	Score	RPI	S	Opponent	Score	RPI	S	Opponent	Score	RPI	S	Opponent	Score
6	A	Oregon St.	38 61	40	N	James Madison	53 83	84	A	Montana St.	67 73	109	A	North Dakota	56 63
								84	H	Montana St.	67 59	109	H	North Dakota	62 65
								87	A	Colorado	56 85	125	A	Northern Colo.	68 58
												125	H	Northern Colo.	62 77
												137	A	Eastern Wash.	41 58
												137	H	Eastern Wash.	58 61
												139	A	Idaho	67 60
												139	H	Idaho	80 69
												158	A	Santa Clara	78 82
												187	A	Utah St.	56 69
												210	A	Wisconsin	42 35
												245	H	Portland St.	53 47
												252	A	Weber St.	43 50
												252	H	Weber St.	57 52
												275	N	Davidson	70 58
												280	H	Sacramento St.	79 60
												284	A	Southern Utah	71 68
												288	A	Northern Ariz.	64 51
												309	H	Denver	65 64
												322	H	UC Irvine	65 54
												328	H	Montana	61 43
												331	H	Utah Valley	61 56
LAST 12 Division I GAMES:															
				84	A	Montana St.	67 73	245	H	Portland St.	53 47				
				137	H	Eastern Wash.	58 61	284	A	Southern Utah	71 68				
				139	H	Idaho	80 69	288	A	Northern Ariz.	64 51				
				125	A	Northern Colo.	68 58	252	H	Weber St.	57 52				
				109	A	North Dakota	56 63	109	H	North Dakota	62 65				
				280	H	Sacramento St.	79 60	125	H	Northern Colo.	62 77				

Non-Div I Games: Montana Tech 77 55

Idaho St.

■ Loss, 
 ■ Non-Conf, S Site, 
 ■ Home 
 ■ Away 
 N Neutral

## Ill.-Chicago

Through Games Of March 1, 2017

Average RPI Win:	227	WON-LOST	WINNING	LAST 10	STRENGTH OF	OPP. STRENGTH	TEAM	ADJ.	CONF.	ADJ CONF.
Average RPI Loss:	170	RECORD	PCT. RANK	GAMES	SCHEDULE	OF SCHEDULE	RPI	RPI	RPI	RPI
DIV. I ONLY	3- 24	338	2- 8	157	232	323	323	19	19	
DIV. I NON-CONF.	1- 8	314	0- 0	150	174	294	294	21	21	
TOTALS	RPI 1-25	RPI 26-50	W-L RECORDS	RPI 51-100	RPI 101-150	RPI 150+				
3- 24	0- 0	0- 3	OVERALL	0- 4	0- 4	3- 13				
2- 11	0- 0	0- 1	HOME	0- 1	0- 2	2- 7				
1- 13	0- 0	0- 2	AWAY	0- 3	0- 2	1- 6				
0- 0	0- 0	0- 0	NEUTRAL	0- 0	0- 0	0- 0				
1- 8	0- 0	0- 1	NON-CONFERENCE	0- 4	0- 0	1- 3				
0- 4	0- 0	0- 0	HOME	0- 1	0- 0	0- 3				
1- 4	0- 0	0- 1	AWAY	0- 3	0- 0	1- 0				
0- 0	0- 0	0- 0	NEUTRAL	0- 0	0- 0	0- 0				
2- 16	0- 0	0- 2	CONFERENCE	0- 0	0- 4	2- 10				
2- 7	0- 0	0- 1	HOME	0- 0	0- 2	2- 4				
0- 9	0- 0	0- 1	AWAY	0- 0	0- 2	0- 6				
0- 0	0- 0	0- 0	NEUTRAL	0- 0	0- 0	0- 0				

RPI 1-25			RPI 26-50			RPI 51-100			RPI 101+			Team's RPI: 323
RPI	S	Opponent	Score	RPI	S	Opponent	Score	RPI	S	Opponent	Score	
29	A	Green Bay	31 65	54	A	Virginia	39 76	134	A	Wright St.	51 62	
29	H	Green Bay	65 79	59	H	IUPUI	57 67	134	H	Wright St.	54 73	
35	A	Central Mich.	55 77	69	A	Toledo	51 79	145	A	Oakland	58 81	
				72	A	Northwestern	44 88	145	H	Oakland	50 78	
								152	A	Milwaukee	55 83	
								152	H	Milwaukee	65 88	
								160	A	Detroit Mercy	76 98	
								160	H	Detroit Mercy	63 62	
								179	A	Cleveland St.	59 77	
								179	H	Cleveland St.	59 63	
								218	A	Howard	70 63	
								232	H	Bradley	56 65	
								285	A	Northern Ky.	49 66	
								285	H	Northern Ky.	37 58	
								302	A	Valparaiso	63 72	
								302	H	Valparaiso	74 60	
								311	A	Youngstown St.	54 70	
								311	H	Youngstown St.	59 65	
								312	H	Illinois St.	52 59	
								317	H	Fort Wayne	55 61	
LAST 12 Division I GAMES:												
302	A	Valparaiso	63 72	311	H	Youngstown St.	59 65					
29	A	Green Bay	31 65	179	H	Cleveland St.	59 63					
145	H	Oakland	50 78	302	H	Valparaiso	74 60					
160	H	Detroit Mercy	63 62	285	H	Northern Ky.	37 58					
134	A	Wright St.	51 62	134	H	Wright St.	54 73					
285	A	Northern Ky.	49 66	152	A	Milwaukee	55 83					

Non-Div I Games: Lake Forest 84 48 Robert Morris (IL) 106 58

Ill.-Chicago

Loss, Non-Conf, S Site, H Home A Away N Neutral

Illinois

Through Games Of March 1, 2017

Average RPI Win:	202	WON-LOST	WINNING	LAST 10	STRENGTH OF	OPP. STRENGTH	TEAM	ADJ.	CONF.	ADJ CONF.
Average RPI Loss:	76	RECORD	PCT. RANK	GAMES	SCHEDULE	OF SCHEDULE	RPI	RPI	RPI	RPI
DIV. I ONLY	9- 21	279	1- 9	53	81	201	201	6	6	
DIV. I NON-CONF.	5- 8	218	0- 0	75	220	206	206	6	6	
TOTALS	RPI 1-25	RPI 26-50	W-L RECORDS	RPI 51-100	RPI 101-150	RPI 150+				
9- 21	0- 3	0- 5	OVERALL	2- 10	1- 1	6- 2				
8- 9	0- 1	0- 2	HOME	2- 4	1- 1	5- 1				
0- 12	0- 2	0- 3	AWAY	0- 6	0- 0	0- 1				
1- 0	0- 0	0- 0	NEUTRAL	0- 0	0- 0	1- 0				
5- 8	0- 0	0- 2	NON-CONFERENCE	1- 4	1- 1	3- 1				
5- 4	0- 0	0- 0	HOME	1- 2	1- 1	3- 1				
0- 4	0- 0	0- 2	AWAY	0- 2	0- 0	0- 0				
0- 0	0- 0	0- 0	NEUTRAL	0- 0	0- 0	0- 0				
4- 13	0- 3	0- 3	CONFERENCE	1- 6	0- 0	3- 1				
3- 5	0- 1	0- 2	HOME	1- 2	0- 0	2- 0				
0- 8	0- 2	0- 1	AWAY	0- 4	0- 0	0- 1				
1- 0	0- 0	0- 0	NEUTRAL	0- 0	0- 0	1- 0				

RPI 1-25				RPI 26-50				RPI 51-100				RPI 101+ Team's RPI: 201			
RPI	S	Opponent	Score	RPI	S	Opponent	Score	RPI	S	Opponent	Score	RPI	S	Opponent	Score
21	A	Maryland	59 84	35	A	Central Mich.	51 82	51	A	Iowa	58 78	134	H	Wright St.	76 72
21	H	Maryland	49 94	39	H	Michigan	70 86	51	H	Iowa	70 65	144	H	Memphis	54 64
24	A	Ohio St.	64 88	45	H	Indiana	60 74	53	A	Ohio	68 80	197	H	Nebraska	79 59
				46	A	Michigan St.	47 71	61	A	South Dakota	68 77	197	N	Nebraska	79 70
				47	A	George Washington	56 72	71	A	Penn St.	66 82	210	A	Wisconsin	55 59
								71	H	Penn St.	62 80	223	H	Rutgers	78 41
								72	A	Northwestern	53 66	260	H	Marshall	53 55
								76	H	Purdue	64 72	277	H	Ark.-Pine Bluff	70 58
								77	H	Wake Forest	70 79	317	H	Fort Wayne	56 33
								80	A	Minnesota	50 78	319	H	USC Upstate	77 57
								89	H	Mercer	33 51				
								100	H	FGCU	82 73				
LAST 12 Division I GAMES:															
197	N	Nebraska	79 70	76	H	Purdue	64 72	39	H	Michigan	70 86				
45	H	Indiana	60 74	71	A	Penn St.	66 82	21	H	Maryland	49 94				
210	A	Wisconsin	55 59	24	A	Ohio St.	64 88	80	A	Minnesota	50 78				
72	A	Northwestern	53 66												
71	H	Penn St.	62 80												
21	A	Maryland	59 84												

Non-Div I Games:

Illinois

Loss, Non-Conf, S Site, H Home A Away N Neutral

THROUGH GAMES OF MARCH 17, 1917				THROUGH GAMES OF MARCH 17, 1917						
Average RPI Win: 275		WON-LOST	WINNING	LAST 10	STRENGTH OF	OPP. STRENGTH	TEAM	ADJ.	CONF.	ADJ CONF.
Average RPI Loss: 148		RECORD	PCT. RANK	GAMES	SCHEDULE	OF SCHEDULE	RPI	RPI	RPI	RPI
DIV. I ONLY		7- 21	306	3- 7	232	176	312	312	16	16
DIV. I NON-CONF.		3- 8	262	0- 0	251	189	302	302	14	14
-----										
TOTALS	RPI 1-25		RPI 26-50		W-L RECORDS		RPI 51-100		RPI 101-150	RPI 150+
7- 21	0- 0		0- 3		OVERALL		0- 4		0- 1	7- 13
6- 9	0- 0		0- 1		HOME		0- 1		0- 1	6- 6
1- 12	0- 0		0- 2		AWAY		0- 3		0- 0	1- 7
0- 0	0- 0		0- 0		NEUTRAL		0- 0		0- 0	0- 0
3- 8	0- 0		0- 1		NON-CONFERENCE		0- 2		0- 1	3- 4
2- 4	0- 0		0- 0		HOME		0- 0		0- 1	2- 3
1- 4	0- 0		0- 1		AWAY		0- 2		0- 0	1- 1
0- 0	0- 0		0- 0		NEUTRAL		0- 0		0- 0	0- 0
4- 13	0- 0		0- 2		CONFERENCE		0- 2		0- 0	4- 9
4- 5	0- 0		0- 1		HOME		0- 1		0- 0	4- 3
0- 8	0- 0		0- 1		AWAY		0- 1		0- 0	0- 6
0- 0	0- 0		0- 0		NEUTRAL		0- 0		0- 0	0- 0

RPI 1-25				RPI 26-50				RPI 51-100				RPI 101+				Team's RPI: 312	
RPI	S	Opponent	Score	RPI	S	Opponent	Score	RPI	S	Opponent	Score	RPI	S	Opponent	Score		
				28	A	Drake	49 101	56	A	UNI	51 82	132	H	Yale	45 59		
				28	H	Drake	36 87	56	H	UNI	40 78	152	H	Milwaukee	60 68		
				31	A	Arizona St.	40 76	68	A	Western Ill.	50 80	161	A	Missouri St.	60 65		
								86	A	Northern Ill.	66 108	161	H	Missouri St.	44 77		
												178	A	Southern Ill.	48 57		
												178	H	Southern Ill.	56 63		
												193	H	George Mason	46 72		
												196	A	Wichita St.	45 67		
												196	H	Wichita St.	54 50		
												200	A	SIUE	80 92		
												210	H	Wisconsin	46 64		
												213	A	Indiana St.	49 63		
												213	H	Indiana St.	47 65		
												232	H	Bradley	71 63		
												255	A	Evansville	56 60		
												255	H	Evansville	71 58		
												297	H	Eastern Ill.	60 49		
												302	H	Valparaiso	77 56		
												320	A	Loyola Chicago	61 64		
												320	H	Loyola Chicago	63 51		
												323	A	Ill.-Chicago	59 52		
LAST 12 Division I GAMES:																	
				255	A	Evansville	56 60	320	H	Loyola Chicago	63 51						
				178	A	Southern Ill.	48 57	213	H	Indiana St.	47 65						
				161	H	Missouri St.	44 77	178	H	Southern Ill.	56 63						
				196	H	Wichita St.	54 50	255	H	Evansville	71 58						
				56	A	UNI	51 82	196	A	Wichita St.	45 67						
				28	A	Drake	49 101	161	A	Missouri St.	60 65						

Non-Div I Games:

Illinois St.

■ Loss, ■ Non-Conf, S Site, H Home A Away N Neutral

Incarnate Word

Through Games Of March 1, 2017

Average RPI Win:	316	WON-LOST	WINNING	LAST 10	STRENGTH OF	OPP. STRENGTH	TEAM	ADJ.	CONF.	ADJ CONF.
Average RPI Loss:	201	RECORD	PCT. RANK	GAMES	SCHEDULE	OF SCHEDULE	RPI	RPI	RPI	RPI
DIV. I ONLY	7- 19	296	4- 6	336	286	329	329	27	27	
DIV. I NON-CONF.	0- 9	335	0- 0	314	263	348	348	27	27	
TOTALS	RPI 1-25	RPI 26-50	W-L RECORDS	RPI 51-100	RPI 101-150	RPI 150+				
7- 19	0- 0	0- 0	OVERALL	0- 1	0- 6	7- 12				
5- 6	0- 0	0- 0	HOME	0- 1	0- 1	5- 4				
2- 11	0- 0	0- 0	AWAY	0- 0	0- 0	2- 0				
0- 2	0- 0	0- 0	NEUTRAL	0- 0	0- 0	0- 2				
0- 9	0- 0	0- 0	NON-CONFERENCE	0- 0	0- 2	0- 7				
0- 2	0- 0	0- 0	HOME	0- 0	0- 0	0- 2				
0- 5	0- 0	0- 0	AWAY	0- 0	0- 2	0- 3				
0- 2	0- 0	0- 0	NEUTRAL	0- 0	0- 0	0- 2				
7- 10	0- 0	0- 0	CONFERENCE	0- 1	0- 4	7- 5				
5- 4	0- 0	0- 0	HOME	0- 1	0- 1	5- 2				
2- 6	0- 0	0- 0	AWAY	0- 0	0- 3	2- 3				
0- 0	0- 0	0- 0	NEUTRAL	0- 0	0- 0	0- 0				

RPI S	Opponent	Score	RPI S	Opponent	Score	RPI S	Opponent	Score	RPI S	Opponent	Score
						93	H SFA	75 94			
									104	A Abilene Christian	45 68
									104	H Abilene Christian	66 75
									106	A Central Ark.	50 63
									135	A Lamar University	54 83
									147	A Texas St.	50 67
									149	A TCU	40 88
									166	H Rice	43 60
									181	A North Texas	61 84
									187	N Utah St.	46 79
									196	A Wichita St.	63 73
									211	A New Orleans	58 84
									211	H New Orleans	67 71
									265	N Murray St.	68 72
									289	H Eastern Mich.	47 66
									290	H A&M-Corpus Christi	63 56
									292	A McNeese	61 78
									295	A Nicholls St.	78 52
									295	H Nicholls St.	69 63
									307	H Northwestern St.	74 76
									327	A Southeastern La.	85 76
									327	H Southeastern La.	96 56
									328	A Montana	56 61
									337	H Sam Houston St.	82 55
									341	A Houston Baptist	51 68
									341	H Houston Baptist	69 54
LAST 12 Division I GAMES:											
			104	A Abilene Christian	45 68		341	H Houston Baptist	69 54		
			295	H Nicholls St.	69 63		106	A Central Ark.	50 63		
			337	H Sam Houston St.	82 55		104	H Abilene Christian	66 75		
			290	H A&M-Corpus Christi	63 56		93	H SFA	75 94		
			292	A McNeese	61 78		327	H Southeastern La.	96 56		
			211	A New Orleans	58 84		341	A Houston Baptist	51 68		

Non-Div I Games: LSU-Alexandria 106 79 Tex. A&M-Kingsville 79 66

Incarnate Word

Loss, Non-Conf, S Site, H Home A Away N Neutral

Average RPI Win: 156		WON-LOST	WINNING	LAST 10	STRENGTH OF	OPP. STRENGTH	TEAM	ADJ.	CONF.	ADJ CONF.
Average RPI Loss: 57		RECORD	PCT. RANK	GAMES	SCHEDULE	OF SCHEDULE	RPI	RPI	RPI	RPI
DIV. I ONLY		20- 9	75	7- 3	77	71	45	45	6	6
DIV. I NON-CONF.		10- 3	54	0- 0	208	83	64	64	6	6
TOTALS	RPI 1-25	RPI 26-50		W-L RECORDS		RPI 51-100	RPI 101-150		RPI 150+	
20- 9	0- 2	1- 5		OVERALL		8- 1	2- 0		9- 1	
12- 2	0- 2	1- 0		HOME		5- 0	2- 0		4- 0	
6- 7	0- 0	0- 5		AWAY		2- 1	0- 0		4- 1	
2- 0	0- 0	0- 0		NEUTRAL		1- 0	0- 0		1- 0	
10- 3	0- 0	0- 3		NON-CONFERENCE		2- 0	2- 0		6- 0	
6- 0	0- 0	0- 0		HOME		0- 0	2- 0		4- 0	
2- 3	0- 0	0- 3		AWAY		1- 0	0- 0		1- 0	
2- 0	0- 0	0- 0		NEUTRAL		1- 0	0- 0		1- 0	
10- 6	0- 2	1- 2		CONFERENCE		6- 1	0- 0		3- 1	
6- 2	0- 2	1- 0		HOME		5- 0	0- 0		0- 0	
4- 4	0- 0	0- 2		AWAY		1- 1	0- 0		3- 1	
0- 0	0- 0	0- 0		NEUTRAL		0- 0	0- 0		0- 0	

RPI 1-25				RPI 26-50				Team's RPI: 45				RPI 51-100				RPI 101+			
RPI	S	Opponent	Score	RPI	S	Opponent	Score	RPI	S	Opponent	Score	RPI	S	Opponent	Score	RPI	S	Opponent	Score
21	H	Maryland	56 92	33	A	North Carolina St.	70 84	51	H	Iowa	80 77	103	H	Vanderbilt	94 61				
24	H	Ohio St.	82 92	38	A	Auburn	67 71	71	A	Penn St.	89 70	145	H	Oakland	84 59				
				39	A	Michigan	74 78	71	H	Penn St.	72 66	181	A	North Texas	94 64				
				39	H	Michigan	72 61	72	A	Northwestern	67 80	197	A	Nebraska	64 67				
				43	A	Western Ky.	74 85	72	H	Northwestern	66 38	201	A	Illinois	74 60				
				46	A	Michigan St.	60 69	76	H	Purdue	74 60	210	A	Wisconsin	78 54				
								78	N	Florida	102 88	223	A	Rutgers	63 52				
								80	H	Minnesota	78 62	233	H	Presbyterian	71 37				
								83	A	Chattanooga	79 76	262	N	Stony Brook	74 60				
												285	H	Northern Ky.	100 49				
												302	H	Valparaiso	87 58				
												344	H	UMass Lowell	79 45				
LAST 12 Division I GAMES:																			
201	A	Illinois	74 60	21	H	Maryland	56 92												
51	H	Iowa	80 77	46	A	Michigan St.	60 69												
197	A	Nebraska	64 67	210	A	Wisconsin	78 54												
39	H	Michigan	72 61	71	H	Penn St.	72 66												
72	H	Northwestern	66 38	76	H	Purdue	74 60												
223	A	Rutgers	63 52	72	A	Northwestern	67 80												

Non-Div I Games:

Indiana

Loss, Non-Conf, S Site, H Home A Away N Neutral

## Indiana St.

Through Games Of March 1, 2017

Average RPI Win:	243	WON-LOST	WINNING	LAST 10	STRENGTH OF	OPP. STRENGTH	TEAM	ADJ.	CONF.	ADJ CONF.
Average RPI Loss:	147	RECORD	PCT. RANK	GAMES	SCHEDULE	OF SCHEDULE	RPI	RPI	RPI	RPI
DIV. I ONLY	12- 15	204	2- 8	285	142	213	213	16	16	
DIV. I NON-CONF.	6- 5	148	0- 0	305	125	177	177	14	14	
TOTALS	RPI 1-25	RPI 26-50	W-L RECORDS	RPI 51-100	RPI 101-150	RPI 150+				
12- 15	0- 1	0- 2	OVERALL	0- 3	2- 0	10- 9				
5- 5	0- 0	0- 1	HOME	0- 2	1- 0	4- 2				
7- 10	0- 1	0- 1	AWAY	0- 1	1- 0	6- 7				
0- 0	0- 0	0- 0	NEUTRAL	0- 0	0- 0	0- 0				
6- 5	0- 1	0- 0	NON-CONFERENCE	0- 1	2- 0	4- 3				
2- 1	0- 0	0- 0	HOME	0- 1	1- 0	1- 0				
4- 4	0- 1	0- 0	AWAY	0- 0	1- 0	3- 3				
0- 0	0- 0	0- 0	NEUTRAL	0- 0	0- 0	0- 0				
6- 10	0- 0	0- 2	CONFERENCE	0- 2	0- 0	6- 6				
3- 4	0- 0	0- 1	HOME	0- 1	0- 0	3- 2				
3- 6	0- 0	0- 1	AWAY	0- 1	0- 0	3- 4				
0- 0	0- 0	0- 0	NEUTRAL	0- 0	0- 0	0- 0				

RPI	S	Opponent	Score	RPI	S	Opponent	Score	RPI	S	Opponent	Score	RPI	S	Opponent	Score	Team's RPI: 213
20	A	Missouri	48 77	28	A	Drake	62 76	56	A	UNI	47 59	105	A	Saint Louis	70 67	
				28	H	Drake	45 64	56	H	UNI	59 61	148	H	Tulsa	72 68	
								59	H	IUPUI	35 45	155	A	Omaha	45 72	
												161	A	Missouri St.	63 73	
												161	H	Missouri St.	46 49	
												164	A	Cincinnati	63 55	
												178	A	Southern Ill.	68 53	
												196	A	Wichita St.	43 67	
												196	H	Wichita St.	42 56	
												232	A	Bradley	41 54	
												232	H	Bradley	58 51	
												237	A	Miami (OH)	62 54	
												255	A	Evansville	41 57	
												266	A	Butler	48 66	
												285	H	Northern Ky.	58 38	
												297	A	Eastern Ill.	88 61	
												312	A	Illinois St.	65 47	
												312	H	Illinois St.	63 49	
												320	A	Loyola Chicago	48 38	
												320	H	Loyola Chicago	53 32	
												336	A	Fla. Atlantic	67 70	
LAST 12 Division I GAMES:																
196	A	Wichita St.	43 67	312	A	Illinois St.	65 47									
161	A	Missouri St.	63 73	161	H	Missouri St.	46 49									
56	H	UNI	59 61	196	H	Wichita St.	42 56									
28	H	Drake	45 64	28	A	Drake	62 76									
320	H	Loyola Chicago	53 32	56	A	UNI	47 59									
232	A	Bradley	41 54	320	A	Loyola Chicago	48 38									

Non-Div I Games:

Indiana St.

■ Loss, 
 ■ Non-Conf, 
 ■ S Site, 
 ■ Home 
 ■ A Away 
 N Neutral



Average RPI Win: <b>224</b>	WON-LOST	WINNING	LAST 10	STRENGTH OF	OPP. STRENGTH	TEAM	ADJ.	CONF.	ADJ CONF.
Average RPI Loss: <b>145</b>	RECORD	PCT. RANK	GAMES	SCHEDULE	OF SCHEDULE	RPI	RPI	RPI	RPI
DIV. I ONLY	17- 12	122	6- 4	200	213	150	150	18	18
DIV. I NON-CONF.	5- 4	143	0- 0	117	216	133	133	17	17
TOTALS	RPI 1-25	RPI 26-50	W-L RECORDS	RPI 51-100	RPI 101-150	RPI 150+			
17- 12	0- 0	1- 1	OVERALL	0- 1	3- 4	13- 6			
11- 4	0- 0	1- 0	HOME	0- 0	2- 2	8- 2			
6- 8	0- 0	0- 1	AWAY	0- 1	1- 2	5- 4			
0- 0	0- 0	0- 0	NEUTRAL	0- 0	0- 0	0- 0			
5- 4	0- 0	0- 0	NON-CONFERENCE	0- 1	3- 2	2- 1			
4- 1	0- 0	0- 0	HOME	0- 0	2- 1	2- 0			
1- 3	0- 0	0- 0	AWAY	0- 1	1- 1	0- 1			
0- 0	0- 0	0- 0	NEUTRAL	0- 0	0- 0	0- 0			
12- 8	0- 0	1- 1	CONFERENCE	0- 0	0- 2	11- 5			
7- 3	0- 0	1- 0	HOME	0- 0	0- 1	6- 2			
5- 5	0- 0	0- 1	AWAY	0- 0	0- 1	5- 3			
0- 0	0- 0	0- 0	NEUTRAL	0- 0	0- 0	0- 0			

RPI S	Opponent	Score	RPI S	Opponent	Score	RPI S	Opponent	Score	RPI S	Opponent	Score	Team's RPI: 150
41	A Quinnipiac	45 53	41	H Quinnipiac	58 44	71	A Penn St.	67 80	110	H Saint Joseph's	58 57	
									119	H Fordham	55 46	
									120	A Rider	65 85	
									120	H Rider	36 52	
									130	A Navy	68 73	
									136	H Duquesne	58 61	
									140	A VCU	59 57	
									168	A Fairfield	59 68	
									168	H Fairfield	65 55	
									169	A Siena	53 57	
									169	H Siena	46 58	
									181	A North Texas	55 66	
									219	A Monmouth	65 75	
									219	H Monmouth	60 54	
									221	A Marist	48 37	
									221	H Marist	62 68	
									249	A Niagara	65 55	
									249	H Niagara	68 61	
									256	A Canisius	58 45	
									256	H Canisius	55 52	
									262	H Stony Brook	57 46	
									272	A Manhattan	76 62	
									272	H Manhattan	70 53	
									325	H St. Francis Brooklyn	62 46	
									326	A Saint Peter's	66 58	
									326	H Saint Peter's	51 50	
LAST 12 Division I GAMES:												
169	A Siena	53 57	256	A Canisius	58 45							
326	H Saint Peter's	51 50	249	A Niagara	65 55							
168	H Fairfield	65 55	41	H Quinnipiac	58 44							
41	A Quinnipiac	45 53	221	A Marist	48 37							
219	A Monmouth	65 75	219	H Monmouth	60 54							
120	H Rider	36 52	272	A Manhattan	76 62							

Non-Div I Games:

Iona

■ Loss, 
 ■ Non-Conf, 
 ■ S Site, 
 ■ H Home 
 ■ A Away 
 N Neutral

Average RPI Win:	143	WON-LOST	WINNING	LAST 10	STRENGTH OF	OPP. STRENGTH	TEAM	ADJ.	CONF.	ADJ CONF.
Average RPI Loss:	48	RECORD	PCT. RANK	GAMES	SCHEDULE	OF SCHEDULE	RPI	RPI	RPI	RPI
DIV. I ONLY	17- 12	122	5- 5	19	67	51	51	6	6	
DIV. I NON-CONF.	9- 4	85	0- 0	3	72	26	26	6	6	
TOTALS	RPI 1-25	RPI 26-50	W-L RECORDS	RPI 51-100	RPI 101-150	RPI 150+				
17- 12	0- 5	3- 4	OVERALL	3- 2	2- 0	9- 1				
14- 3	0- 2	2- 1	HOME	3- 0	1- 0	8- 0				
2- 8	0- 2	0- 3	AWAY	0- 2	1- 0	1- 1				
1- 1	0- 1	1- 0	NEUTRAL	0- 0	0- 0	0- 0				
9- 4	0- 2	2- 2	NON-CONFERENCE	1- 0	2- 0	4- 0				
7- 2	0- 1	1- 1	HOME	1- 0	1- 0	4- 0				
1- 1	0- 0	0- 1	AWAY	0- 0	1- 0	0- 0				
1- 1	0- 1	1- 0	NEUTRAL	0- 0	0- 0	0- 0				
8- 8	0- 3	1- 2	CONFERENCE	2- 2	0- 0	5- 1				
7- 1	0- 1	1- 0	HOME	2- 0	0- 0	4- 0				
1- 7	0- 2	0- 2	AWAY	0- 2	0- 0	1- 1				
0- 0	0- 0	0- 0	NEUTRAL	0- 0	0- 0	0- 0				

RPI 1-25				RPI 26-50				RPI 51-100				RPI 101+			
RPI	S	Opponent	Score	RPI	S	Opponent	Score	RPI	S	Opponent	Score	RPI	S	Opponent	Score
2	H	Notre Dame	58 73	28	A	Drake	76 81	56	H	UNI	88 39	101	H	Kent St.	83 48
10	N	UCLA	65 78	32	H	South Dakota St.	64 66	71	A	Penn St.	58 71	109	A	North Dakota	75 60
21	A	Maryland	81 100	39	A	Michigan	70 72	72	H	Northwestern	78 59	151	H	Oral Roberts	96 76
21	H	Maryland	82 98	40	N	James Madison	90 75	76	A	Purdue	52 72	179	H	Hampton	84 51
24	A	Ohio St.	81 88	45	A	Indiana	77 80	80	H	Minnesota	80 65	192	H	Robert Morris	81 60
				46	H	Michigan St.	87 83					197	H	Nebraska	75 72
				50	H	Iowa St.	88 76					201	A	Illinois	65 70
												201	H	Illinois	78 58
												210	H	Wisconsin	71 60
												223	A	Rutgers	71 59
												223	H	Rutgers	71 57
												306	H	Massachusetts	71 30
LAST 12 Division I GAMES:															
210	H	Wisconsin	71 60	39	A	Michigan	70 72								
45	A	Indiana	77 80	223	H	Rutgers	71 57								
76	A	Purdue	52 72	21	A	Maryland	81 100								
72	H	Northwestern	78 59	80	H	Minnesota	80 65								
24	A	Ohio St.	81 88	223	A	Rutgers	71 59								
46	H	Michigan St.	87 83	21	H	Maryland	82 98								

Non-Div I Games:

Iowa

■ Loss, 
 ■ Non-Conf, 
 S Site, 
 ■ Home 
 ■ Away 
 N Neutral

Average RPI Win: 144		WON-LOST	WINNING	LAST 10	STRENGTH OF	OPP. STRENGTH	TEAM	ADJ.	CONF.	ADJ CONF.
Average RPI Loss: 41		RECORD	PCT. RANK	GAMES	SCHEDULE	OF SCHEDULE	RPI	RPI	RPI	RPI
DIV. I ONLY		18- 11	106	7- 3	39	36	50	50	4	4
DIV. I NON-CONF.		9- 2	37	0- 0	100	219	62	62	3	3
TOTALS		RPI 1-25	RPI 26-50		W-L RECORDS		RPI 51-100	RPI 101-150	RPI 150+	
18- 11	2- 7	1- 0		OVERALL		5- 2	2- 2	8- 0		
15- 4	1- 4	1- 0		HOME		4- 0	2- 0	7- 0		
3- 7	1- 3	0- 0		AWAY		1- 2	0- 2	1- 0		
0- 0	0- 0	0- 0		NEUTRAL		0- 0	0- 0	0- 0		
9- 2	0- 1	1- 0		NON-CONFERENCE		2- 1	0- 0	6- 0		
9- 1	0- 1	1- 0		HOME		2- 0	0- 0	6- 0		
0- 1	0- 0	0- 0		AWAY		0- 1	0- 0	0- 0		
0- 0	0- 0	0- 0		NEUTRAL		0- 0	0- 0	0- 0		
9- 9	2- 6	0- 0		CONFERENCE		3- 1	2- 2	2- 0		
6- 3	1- 3	0- 0		HOME		2- 0	2- 0	1- 0		
3- 6	1- 3	0- 0		AWAY		1- 1	0- 2	1- 0		
0- 0	0- 0	0- 0		NEUTRAL		0- 0	0- 0	0- 0		

RPI 1-25				RPI 26-50				Team's RPI: 50				RPI 51-100				RPI 101+			
RPI	S	Opponent	Score	RPI	S	Opponent	Score	RPI	S	Opponent	Score	RPI	S	Opponent	Score	RPI	S	Opponent	Score
4	A	Baylor	42 68	28	H	Drake	75 67	51	A	Iowa	76 88	102	A	Texas Tech	66 75				
4	H	Baylor	52 83					56	H	UNI	76 68	102	H	Texas Tech	79 68				
5	H	Mississippi St.	81 85					62	A	West Virginia	80 55	149	A	TCU	75 80				
13	A	Texas	70 66					62	H	West Virginia	68 53	149	H	TCU	72 69				
13	H	Texas	68 75					67	A	Oklahoma St.	59 71	170	A	Kansas	90 75				
19	A	Oklahoma	63 78					67	H	Oklahoma St.	61 48	170	H	Kansas	87 58				
19	H	Oklahoma	57 67					86	H	Northern Ill.	97 89	195	H	Sacred Heart	76 56				
23	A	Kansas St.	68 80									211	H	New Orleans	100 63				
23	H	Kansas St.	75 69									231	H	UC Santa Barbara	77 60				
												299	H	Savannah St.	74 51				
												321	H	Arkansas St.	105 53				
												348	H	Delaware St.	88 57				
LAST 12 Division I GAMES:																			
67	H	Oklahoma St.	61 48	62	A	West Virginia	80 55												
13	A	Texas	70 66	4	H	Baylor	52 83												
170	A	Kansas	90 75	149	H	TCU	72 69												
62	H	West Virginia	68 53	19	A	Oklahoma	63 78												
102	H	Texas Tech	79 68	23	H	Kansas St.	75 69												
23	A	Kansas St.	68 80	4	A	Baylor	42 68												

Non-Div I Games:

Iowa St.

■ Loss, 
 ■ Non-Conf, S Site, 
 ■ Home 
 ■ Away 
 N Neutral

Season 2017-2018				Through Games Of March 17, 2017						
Average RPI Win:	297	WON-LOST	WINNING	LAST 10	STRENGTH OF	OPP. STRENGTH	TEAM	ADJ.	CONF.	ADJ CONF.
Average RPI Loss:	250	RECORD	PCT. RANK	GAMES	SCHEDULE	OF SCHEDULE	RPI	RPI	RPI	RPI
DIV. I ONLY	6- 16	295	3- 7	345	349	334	334	30	30	
DIV. I NON-CONF.	2- 4	230	0- 0	344	344	326	326	30	30	
TOTALS	RPI 1-25	RPI 26-50	W-L RECORDS	RPI 51-100	RPI 101-150	RPI 150+				
6- 16	0- 0	0- 0	OVERALL	0- 0	0- 1	6- 15				
2- 6	0- 0	0- 0	HOME	0- 0	0- 0	2- 6				
3- 10	0- 0	0- 0	AWAY	0- 0	0- 0	3- 3				
1- 0	0- 0	0- 0	NEUTRAL	0- 0	0- 0	1- 0				
2- 4	0- 0	0- 0	NON-CONFERENCE	0- 0	0- 1	2- 3				
1- 0	0- 0	0- 0	HOME	0- 0	0- 0	1- 0				
0- 4	0- 0	0- 0	AWAY	0- 0	0- 1	0- 3				
1- 0	0- 0	0- 0	NEUTRAL	0- 0	0- 0	1- 0				
4- 12	0- 0	0- 0	CONFERENCE	0- 0	0- 0	4- 12				
1- 6	0- 0	0- 0	HOME	0- 0	0- 0	1- 6				
3- 6	0- 0	0- 0	AWAY	0- 0	0- 0	3- 6				
0- 0	0- 0	0- 0	NEUTRAL	0- 0	0- 0	0- 0				

RPI 1-25				RPI 26-50				RPI 51-100				RPI 101+				Team's RPI: 334	
RPI	S	Opponent	Score	RPI	S	Opponent	Score	RPI	S	Opponent	Score	RPI	S	Opponent	Score		
												113	A	Ole Miss	41	89	
												198	A	Grambling	85	90	
												198	H	Grambling	57	60	
												203	A	Texas Southern	52	62	
												203	H	Texas Southern	63	66	
												216	A	Alabama St.	64	73	
												226	A	Southern U.	61	80	
												226	H	Southern U.	56	85	
												229	N	Saint Francis (PA)	88	84	
												277	A	Ark.-Pine Bluff	80	56	
												277	H	Ark.-Pine Bluff	71	78	
												283	A	Prairie View	63	73	
												283	H	Prairie View	74	60	
												295	A	Nicholls St.	76	83	
												303	A	Alcorn	51	74	
												303	H	Alcorn	53	70	
												307	A	Northwestern St.	65	83	
												316	A	Mississippi Val.	63	60	
												316	H	Mississippi Val.	57	62	
												327	H	Southeastern La.	83	66	
												336	A	Fla. Atlantic	58	67	
												349	A	Alabama A&M	64	54	
LAST 12 Division I GAMES:																	

Non-Div I Games:	Blue Mountain	86	54	LeMoyn	Owen	88	67	Lane	57	52	Fisk	93	54	Jackson St.
------------------	---------------	----	----	--------	------	----	----	------	----	----	------	----	----	-------------

Loss, Non-Conf, S Site, H Home A Away N Neutral

# Jacksonville

Through Games Of March 1, 2017

Average RPI Win:	256	WON-LOST	WINNING	LAST 10	STRENGTH OF	OPP. STRENGTH	TEAM	ADJ.	CONF.	ADJ CONF.
Average RPI Loss:	70	RECORD	PCT. RANK	GAMES	SCHEDULE	OF SCHEDULE	RPI	RPI	RPI	RPI
DIV. I ONLY	19- 7	56	7- 3	213	218	95	95	25	25	
DIV. I NON-CONF.	8- 4	97	0- 0	130	126	74	74	24	24	
TOTALS	RPI 1-25	RPI 26-50	W-L RECORDS	RPI 51-100	RPI 101-150	RPI 150+				
19- 7	0- 1	0- 2	OVERALL	2- 3	1- 1	16- 0				
10- 1	0- 0	0- 0	HOME	1- 1	1- 0	8- 0				
7- 5	0- 1	0- 2	AWAY	0- 2	0- 0	7- 0				
2- 1	0- 0	0- 0	NEUTRAL	1- 0	0- 1	1- 0				
8- 4	0- 1	0- 2	NON-CONFERENCE	1- 0	1- 1	6- 0				
4- 0	0- 0	0- 0	HOME	0- 0	1- 0	3- 0				
2- 3	0- 1	0- 2	AWAY	0- 0	0- 0	2- 0				
2- 1	0- 0	0- 0	NEUTRAL	1- 0	0- 1	1- 0				
11- 3	0- 0	0- 0	CONFERENCE	1- 3	0- 0	10- 0				
6- 1	0- 0	0- 0	HOME	1- 1	0- 0	5- 0				
5- 2	0- 0	0- 0	AWAY	0- 2	0- 0	5- 0				
0- 0	0- 0	0- 0	NEUTRAL	0- 0	0- 0	0- 0				

RPI 1-25				RPI 26-50				RPI 51-100				Team's RPI: 95		RPI 101+			
RPI	S	Opponent	Score	RPI	S	Opponent	Score	RPI	S	Opponent	Score			RPI	S	Opponent	Score
11	A	Florida St.	47 90	34	A	South Fla.	52 64	91	N	UC Davis	61 54			112	N	North Carolina	57 87
				38	A	Auburn	41 53	99	A	Stetson	47 57			114	H	Troy	77 70
								99	H	Stetson	49 65			177	H	Bethune-Cookman	69 63
								100	A	FGCU	57 60			238	N	Wofford	66 60
								100	H	FGCU	73 65			242	H	South Ala.	62 55
														276	A	Kennesaw St.	74 62
														276	H	Kennesaw St.	72 48
														294	A	North Florida	69 59
														294	H	North Florida	68 58
														295	H	Nicholls St.	76 71
														296	A	Lipscomb	73 67
														296	H	Lipscomb	84 60
														299	A	Savannah St.	55 40
														305	A	FIU	71 56
														314	A	NJIT	75 56
														314	H	NJIT	75 59
														319	A	USC Upstate	65 47
														319	H	USC Upstate	59 46
LAST 12 Division I GAMES:																	
				294	A	North Florida	69 59					100	H	FGCU	73 65		
				276	A	Kennesaw St.	74 62					99	H	Stetson	49 65		
				296	A	Lipscomb	73 67					100	A	FGCU	57 60		
				319	H	USC Upstate	59 46					296	H	Lipscomb	84 60		
				314	H	NJIT	75 59					276	H	Kennesaw St.	72 48		
				99	A	Stetson	47 57					314	A	NJIT	75 56		

Non-Div I Games: Thomas (GA) 100 43 Johnson & Wales (FI110 31 Fla. Memorial 76 51

Jacksonville

Loss, Non-Conf, S Site, H Home A Away N Neutral

Jacksonville St.

Through Games Of March 1, 2017

Average RPI Win:	272	WON-LOST	WINNING	LAST 10	STRENGTH OF	OPP. STRENGTH	TEAM	ADJ.	CONF.	ADJ CONF.
Average RPI Loss:	191	RECORD	PCT. RANK	GAMES	SCHEDULE	OF SCHEDULE	RPI	RPI	RPI	RPI
DIV. I ONLY	12- 15	204	5- 5	295	280	247	247	26	26	
DIV. I NON-CONF.	6- 5	148	0- 0	313	267	208	208	26	26	
TOTALS	RPI 1-25	RPI 26-50	W-L RECORDS	RPI 51-100	RPI 101-150	RPI 150+				
12- 15	0- 1	0- 0	OVERALL	0- 2	0- 2	12- 10				
7- 5	0- 0	0- 0	HOME	0- 1	0- 1	7- 3				
4- 10	0- 1	0- 0	AWAY	0- 1	0- 1	4- 7				
1- 0	0- 0	0- 0	NEUTRAL	0- 0	0- 0	1- 0				
6- 5	0- 1	0- 0	NON-CONFERENCE	0- 0	0- 2	6- 2				
2- 2	0- 0	0- 0	HOME	0- 0	0- 1	2- 1				
3- 3	0- 1	0- 0	AWAY	0- 0	0- 1	3- 1				
1- 0	0- 0	0- 0	NEUTRAL	0- 0	0- 0	1- 0				
6- 10	0- 0	0- 0	CONFERENCE	0- 2	0- 0	6- 8				
5- 3	0- 0	0- 0	HOME	0- 1	0- 0	5- 2				
1- 7	0- 0	0- 0	AWAY	0- 1	0- 0	1- 6				
0- 0	0- 0	0- 0	NEUTRAL	0- 0	0- 0	0- 0				

RPI S	Opponent	Score	RPI S	Opponent	Score	RPI S	Opponent	Score	RPI S	Opponent	Score	Team's RPI: 247
11	A Florida St.	62 73				60	A Belmont	52 61	108	H Clemson	63 69	
						60	H Belmont	53 54	113	A Ole Miss	50 68	
									185	A Morehead St.	82 85	
									185	H Morehead St.	69 68	
									200	A SIUE	62 69	
									211	H New Orleans	79 81	
									227	H Ga. Southern	67 55	
									234	A UT Martin	83 94	
									251	A Tennessee St.	51 64	
									251	H Tennessee St.	69 56	
									253	H Austin Peay	65 45	
									265	H Murray St.	64 71	
									268	H Southeast Mo. St.	58 65	
									273	A Tennessee Tech	54 56	
									273	H Tennessee Tech	57 44	
									276	A Kennesaw St.	65 59	
									286	A Eastern Ky.	54 49	
									286	H Eastern Ky.	71 61	
									295	H Nicholls St.	75 52	
									297	A Eastern Ill.	67 71	
									299	A Savannah St.	64 57	
									303	A Alcorn	70 66	
									330	N Florida A&M	66 54	
									336	A Fla. Atlantic	55 63	
LAST 12 Division I GAMES:												
185	A Morehead St.	82 85	268	H Southeast Mo. St.	58 65							
286	H Eastern Ky.	71 61	185	H Morehead St.	69 68							
273	H Tennessee Tech	57 44	286	A Eastern Ky.	54 49							
251	H Tennessee St.	69 56	251	A Tennessee St.	51 64							
60	A Belmont	52 61	60	H Belmont	53 54							
200	A SIUE	62 69	273	A Tennessee Tech	54 56							

Non-Div I Games: Brewton Parker 89 26

Jacksonville St.

Loss, Non-Conf, S Site, H Home A Away N Neutral

Average RPI Win:	157	WON-LOST	WINNING	LAST 10	STRENGTH OF	OPP. STRENGTH	TEAM	ADJ.	CONF.	ADJ CONF.
Average RPI Loss:	98	RECORD	PCT. RANK	GAMES	SCHEDULE	OF SCHEDULE	RPI	RPI	RPI	RPI
DIV. I ONLY	22- 7	36	9- 1	95	82	40	40	9	9	
DIV. I NON-CONF.	7- 4	114	0- 0	115	17	78	78	8	8	
TOTALS	RPI 1-25	RPI 26-50	W-L RECORDS	RPI 51-100	RPI 101-150	RPI 150+				
22- 7	0- 2	2- 0	OVERALL	3- 2	4- 1	13- 2				
10- 3	0- 1	1- 0	HOME	2- 0	1- 1	6- 1				
11- 3	0- 1	1- 0	AWAY	1- 1	3- 0	6- 1				
1- 1	0- 0	0- 0	NEUTRAL	0- 1	0- 0	1- 0				
7- 4	0- 2	0- 0	NON-CONFERENCE	1- 2	1- 0	5- 0				
3- 1	0- 1	0- 0	HOME	1- 0	0- 0	2- 0				
3- 2	0- 1	0- 0	AWAY	0- 1	1- 0	2- 0				
1- 1	0- 0	0- 0	NEUTRAL	0- 1	0- 0	1- 0				
15- 3	0- 0	2- 0	CONFERENCE	2- 0	3- 1	8- 2				
7- 2	0- 0	1- 0	HOME	1- 0	1- 1	4- 1				
8- 1	0- 0	1- 0	AWAY	1- 0	2- 0	4- 1				
0- 0	0- 0	0- 0	NEUTRAL	0- 0	0- 0	0- 0				

RPI 1-25				RPI 26-50				Team's RPI: 40	RPI 51-100				RPI 101+			
RPI	S	Opponent	Score	RPI	S	Opponent	Score		RPI	S	Opponent	Score	RPI	S	Opponent	Score
11	A	Florida St.	64 84	26	A	Elon	76 70		51	N	Iowa	75 90	110	A	Saint Joseph's	85 72
15	H	Tennessee	69 81	26	H	Elon	61 54		73	A	St. John's (NY)	63 74	129	A	William & Mary	79 64
									77	H	Wake Forest	83 76	129	H	William & Mary	53 62
									82	A	Drexel	74 64	132	A	Delaware	66 51
									82	H	Drexel	54 47	132	H	Delaware	77 42
													153	N	Idaho St.	83 53
													154	A	Northeastern	67 49
													154	H	Northeastern	74 54
													179	H	Hampton	71 50
													189	A	Hofstra	61 50
													189	H	Hofstra	93 57
													204	A	Towson	51 54
													204	H	Towson	55 60
													206	A	Col. of Charleston	84 78
													206	H	Col. of Charleston	74 60
													222	A	UNCW	70 59
													222	H	UNCW	73 51
													223	A	Rutgers	82 76
													246	A	Liberty	62 48
													325	H	St. Francis Brooklyn	83 57
LAST 12 Division I GAMES:																
206	H	Col. of Charleston	74 60	132	H	Delaware	77 42									
129	H	William & Mary	53 62	154	A	Northeastern	67 49									
82	A	Drexel	74 64	189	A	Hofstra	61 50									
206	A	Col. of Charleston	84 78	129	A	William & Mary	79 64									
222	A	UNCW	70 59	82	H	Drexel	54 47									
26	H	Elon	61 54	204	H	Towson	55 60									

Non-Div I Games:

James Madison

Kansas

Through Games Of March 1, 2017

Average RPI Win:	146	WON-LOST	WINNING	LAST 10	STRENGTH OF	OPP. STRENGTH	TEAM	ADJ.	CONF.	ADJ CONF.
Average RPI Loss:	59	RECORD	PCT. RANK	GAMES	SCHEDULE	OF SCHEDULE	RPI	RPI	RPI	RPI
DIV. I ONLY	8- 21	288	2- 8	22	21	170	170	4	4	
DIV. I NON-CONF.	6- 5	148	0- 0	70	114	135	135	3	3	
TOTALS	RPI 1-25	RPI 26-50	W-L RECORDS	RPI 51-100	RPI 101-150	RPI 150+				
8- 21	0- 9	0- 3	OVERALL	1- 4	4- 4	3- 1				
7- 10	0- 4	0- 2	HOME	1- 2	3- 1	3- 1				
1- 11	0- 5	0- 1	AWAY	0- 2	1- 3	0- 0				
0- 0	0- 0	0- 0	NEUTRAL	0- 0	0- 0	0- 0				
6- 5	0- 1	0- 1	NON-CONFERENCE	0- 1	3- 1	3- 1				
5- 3	0- 0	0- 1	HOME	0- 1	2- 0	3- 1				
1- 2	0- 1	0- 0	AWAY	0- 0	1- 1	0- 0				
0- 0	0- 0	0- 0	NEUTRAL	0- 0	0- 0	0- 0				
2- 16	0- 8	0- 2	CONFERENCE	1- 3	1- 3	0- 0				
2- 7	0- 4	0- 1	HOME	1- 1	1- 1	0- 0				
0- 9	0- 4	0- 1	AWAY	0- 2	0- 2	0- 0				
0- 0	0- 0	0- 0	NEUTRAL	0- 0	0- 0	0- 0				

RPI	S	Opponent	Score	RPI	S	Opponent	Score	RPI	S	Opponent	Score	RPI	S	Opponent	Score	Team's RPI: 170
4	A	Baylor	43 90	27	H	Harvard	59 69	62	A	West Virginia	54 73	102	A	Texas Tech	60 75	
4	H	Baylor	43 92	50	A	Iowa St.	58 87	62	H	West Virginia	51 62	102	H	Texas Tech	66 60	
13	A	Texas	42 75	50	H	Iowa St.	75 90	67	A	Oklahoma St.	70 74	109	H	North Dakota	76 71	
13	H	Texas	54 66					67	H	Oklahoma St.	67 49	122	H	Arizona	75 51	
19	A	Oklahoma	52 89					96	H	SMU	63 75	131	A	Alabama	65 71	
19	H	Oklahoma	54 84									144	A	Memphis	68 58	
22	A	Creighton	49 69									149	A	TCU	68 83	
23	A	Kansas St.	60 73									149	H	TCU	68 80	
23	H	Kansas St.	54 61									151	H	Oral Roberts	64 56	
												161	H	Missouri St.	64 87	
												173	H	UC Riverside	90 84	
												300	H	Rhode Island	72 36	
LAST 12 Division I GAMES:																
62	A	West Virginia	54 73	149	H	TCU	68 80									
23	H	Kansas St.	54 61	19	A	Oklahoma	52 89									
50	H	Iowa St.	75 90	102	H	Texas Tech	66 60									
102	A	Texas Tech	60 75	67	A	Oklahoma St.	70 74									
13	A	Texas	42 75	149	A	TCU	68 83									
67	H	Oklahoma St.	67 49	62	H	West Virginia	51 62									

Non-Div I Games:

Kansas

Loss, Non-Conf, S Site, H Home A Away N Neutral



Average RPI Win:	120	WON-LOST	WINNING	LAST 10	STRENGTH OF	OPP. STRENGTH	TEAM	ADJ.	CONF.	ADJ CONF.
Average RPI Loss:	25	RECORD	PCT. RANK	GAMES	SCHEDULE	OF SCHEDULE	RPI	RPI	RPI	RPI
DIV. I ONLY	21- 9	69	6- 4	26	6	23	23	4	4	
DIV. I NON-CONF.	10- 2	32	0- 0	50	28	18	18	3	3	
TOTALS	RPI 1-25	RPI 26-50	W-L RECORDS	RPI 51-100	RPI 101-150	RPI 150+				
21- 9	1- 6	4- 1	OVERALL	4- 2	7- 0	5- 0				
13- 3	1- 3	2- 0	HOME	3- 0	5- 0	2- 0				
5- 6	0- 3	0- 1	AWAY	1- 2	2- 0	2- 0				
3- 0	0- 0	2- 0	NEUTRAL	0- 0	0- 0	1- 0				
10- 2	0- 1	3- 0	NON-CONFERENCE	1- 1	3- 0	3- 0				
6- 1	0- 1	1- 0	HOME	1- 0	3- 0	1- 0				
1- 1	0- 0	0- 0	AWAY	0- 1	0- 0	1- 0				
3- 0	0- 0	2- 0	NEUTRAL	0- 0	0- 0	1- 0				
11- 7	1- 5	1- 1	CONFERENCE	3- 1	4- 0	2- 0				
7- 2	1- 2	1- 0	HOME	2- 0	2- 0	1- 0				
4- 5	0- 3	0- 1	AWAY	1- 1	2- 0	1- 0				
0- 0	0- 0	0- 0	NEUTRAL	0- 0	0- 0	0- 0				

RPI 1-25				RPI 26-50				RPI 51-100				RPI 101+			
RPI	S	Opponent	Score	RPI	S	Opponent	Score	RPI	S	Opponent	Score	RPI	S	Opponent	Score
1	H	UConn	58 75	33	N	North Carolina St.	67 50	56	A	UNI	59 67	102	A	Texas Tech	65 53
4	A	Baylor	57 87	37	N	LSU	69 54	62	A	West Virginia	59 66	102	H	Texas Tech	68 54
4	H	Baylor	49 91	38	H	Auburn	71 66	62	H	West Virginia	86 71	124	H	Princeton	60 42
13	A	Texas	58 63	50	A	Iowa St.	69 75	67	A	Oklahoma St.	63 43	135	H	Lamar University	68 43
13	H	Texas	61 69	50	H	Iowa St.	80 68	67	H	Oklahoma St.	74 69	148	H	Tulsa	82 62
19	A	Oklahoma	80 85					94	H	UT Arlington	62 49	149	A	TCU	68 65
19	H	Oklahoma	79 71									149	H	TCU	74 63
												155	A	Omaha	70 57
												170	A	Kansas	61 54
												170	H	Kansas	73 60
												301	N	UTEP	61 40
												340	H	Chicago St.	83 33
LAST 12 Division I GAMES:															
13	H	Texas	61 69	13	A	Texas	58 63								
170	A	Kansas	61 54	102	A	Texas Tech	65 53								
19	H	Oklahoma	79 71	67	H	Oklahoma St.	74 69								
149	A	TCU	68 65	4	H	Baylor	49 91								
62	A	West Virginia	59 66	50	A	Iowa St.	69 75								
50	H	Iowa St.	80 68	149	H	TCU	74 63								

Non-Div I Games:

Kansas St.

■ Loss, 
■ Non-Conf, 
■ S Site, 
■ H Home 
■ A Away 
N Neutral

Average RPI Win:	305	WON-LOST	WINNING	LAST 10	STRENGTH OF	OPP. STRENGTH	TEAM	ADJ.	CONF.	ADJ CONF.
Average RPI Loss:	151	RECORD	PCT. RANK	GAMES	SCHEDULE	OF SCHEDULE	RPI	RPI	RPI	RPI
DIV. I ONLY	9- 19	264	7- 3	211	253	276	276	25	25	
DIV. I NON-CONF.	1- 13	334	0- 0	218	246	338	338	24	24	
TOTALS	RPI 1-25	RPI 26-50	W-L RECORDS	RPI 51-100	RPI 101-150	RPI 150+				
9- 19	0- 1	0- 0	OVERALL	0- 9	0- 1	9- 8				
5- 8	0- 1	0- 0	HOME	0- 4	0- 0	5- 3				
4- 8	0- 0	0- 0	AWAY	0- 0	0- 0	4- 0				
0- 3	0- 0	0- 0	NEUTRAL	0- 0	0- 0	0- 3				
1- 13	0- 1	0- 0	NON-CONFERENCE	0- 3	0- 1	1- 8				
1- 5	0- 1	0- 0	HOME	0- 1	0- 0	1- 3				
0- 5	0- 0	0- 0	AWAY	0- 2	0- 1	0- 2				
0- 3	0- 0	0- 0	NEUTRAL	0- 0	0- 0	0- 3				
8- 6	0- 0	0- 0	CONFERENCE	0- 6	0- 0	8- 0				
4- 3	0- 0	0- 0	HOME	0- 3	0- 0	4- 0				
4- 3	0- 0	0- 0	AWAY	0- 3	0- 0	4- 0				
0- 0	0- 0	0- 0	NEUTRAL	0- 0	0- 0	0- 0				

RPI S	Opponent	Score	RPI S	Opponent	Score	RPI S	Opponent	Score	RPI S	Opponent	Score	Team's RPI: 276
17	H Temple	38 79				52	H Georgia Tech	49 86	103	A Vanderbilt	54 86	
						89	A Mercer	46 61	185	H Morehead St.	50 71	
						90	A Georgia	40 82	190	N Xavier	52 75	
						95	A Jacksonville	48 72	238	H Wofford	49 78	
						95	H Jacksonville	62 74	245	N Portland St.	61 71	
						99	A Stetson	43 60	247	H Jacksonville St.	59 65	
						99	H Stetson	56 65	253	A Austin Peay	49 68	
						100	A FGCU	35 69	258	A Georgia St.	59 62	
						100	H FGCU	56 75	294	A North Florida	67 61	
									294	H North Florida	52 48	
									296	A Lipscomb	70 55	
									296	H Lipscomb	96 69	
									299	H Savannah St.	72 60	
									314	A NJIT	66 56	
									314	H NJIT	75 64	
									319	A USC Upstate	79 71	
									319	H USC Upstate	74 67	
									321	N Arkansas St.	67 70	
LAST 12 Division I GAMES:												
296	H Lipscomb	96 69	319	H USC Upstate	74 67							
95	H Jacksonville	62 74	314	H NJIT	75 64							
294	H North Florida	52 48	319	A USC Upstate	79 71							
99	A Stetson	43 60	294	A North Florida	67 61							
100	A FGCU	35 69	95	A Jacksonville	48 72							
314	A NJIT	66 56	100	H FGCU	56 75							

Non-Div I Games:

Kennesaw St.

■ Loss, 
■ Non-Conf, 
■ S Site, 
■ H Home 
■ A Away 
N Neutral

RPI 1-25				RPI 26-50				RPI 51-100				RPI 101+				Team's RPI: 101	
RPI	S	Opponent	Score	RPI	S	Opponent	Score	RPI	S	Opponent	Score	RPI	S	Opponent	Score		
4	N	Baylor	42 84	35	H	Central Mich.	78 91	51	A	Iowa	48 83	115	A	Ball St.	47 71		
				43	N	Western Ky.	73 79	53	A	Ohio	68 65	134	A	Wright St.	79 69		
								53	H	Ohio	83 77	160	A	Detroit Mercy	52 73		
								69	H	Toledo	70 60	184	A	Western Mich.	71 67		
								80	A	Minnesota	62 92	192	H	Robert Morris	65 68		
								86	A	Northern Ill.	72 93	232	H	Bradley	77 52		
								86	H	Northern Ill.	97 98	237	A	Miami (OH)	78 51		
								92	A	Buffalo	62 77	237	H	Miami (OH)	84 66		
								100	N	FGCU	77 64	239	A	Bowling Green	70 60		
												239	H	Bowling Green	80 78		
												241	A	Akron	72 58		
												241	H	Akron	73 69		
												286	H	Eastern Ky.	80 67		
												289	A	Eastern Mich.	86 67		
												289	H	Eastern Mich.	83 65		
												311	H	Youngstown St.	75 60		
												317	H	Fort Wayne	66 55		
LAST 12 Division I GAMES:																	
				237	A	Miami (OH)	78 51	92	A	Buffalo	62 77						
				241	H	Akron	73 69	237	H	Miami (OH)	84 66						
				239	A	Bowling Green	70 60	239	H	Bowling Green	80 78						
				53	H	Ohio	83 77	86	A	Northern Ill.	72 93						
				241	A	Akron	72 58	69	H	Toledo	70 60						
				289	H	Eastern Mich.	83 65	184	A	Western Mich.	71 67						

**Non-Div I Games:**

## Kentucky

Through Games Of March 1, 2017

Average RPI Win:	91	WON-LOST	WINNING	LAST 10	STRENGTH OF	OPP. STRENGTH	TEAM	ADJ.	CONF.	ADJ CONF.
Average RPI Loss:	23	RECORD	PCT. RANK	GAMES	SCHEDULE	OF SCHEDULE	RPI	RPI	RPI	RPI
DIV. I ONLY	20- 9	75	7- 3	2	10	14	14	2	2	
DIV. I NON-CONF.	9- 4	85	0- 0	4	24	16	16	2	2	
TOTALS	RPI 1-25	RPI 26-50	W-L RECORDS	RPI 51-100	RPI 101-150	RPI 150+				
20- 9	4- 7	2- 1	OVERALL	5- 1	6- 0	3- 0				
15- 3	4- 2	0- 1	HOME	4- 0	5- 0	2- 0				
5- 6	0- 5	2- 0	AWAY	1- 1	1- 0	1- 0				
0- 0	0- 0	0- 0	NEUTRAL	0- 0	0- 0	0- 0				
9- 4	2- 2	0- 1	NON-CONFERENCE	2- 1	3- 0	2- 0				
9- 1	2- 0	0- 1	HOME	2- 0	3- 0	2- 0				
0- 3	0- 2	0- 0	AWAY	0- 1	0- 0	0- 0				
0- 0	0- 0	0- 0	NEUTRAL	0- 0	0- 0	0- 0				
11- 5	2- 5	2- 0	CONFERENCE	3- 0	3- 0	1- 0				
6- 2	2- 2	0- 0	HOME	2- 0	2- 0	0- 0				
5- 3	0- 3	2- 0	AWAY	1- 0	1- 0	1- 0				
0- 0	0- 0	0- 0	NEUTRAL	0- 0	0- 0	0- 0				

RPI	S	Opponent	Score	RPI	S	Opponent	Score	RPI	S	Opponent	Score	RPI	S	Opponent	Score
3	A	South Carolina	87 95	31	H	Arizona St.	71 73	66	H	New Hampshire	92 43	103	H	Vanderbilt	71 63
3	H	South Carolina	63 75	37	A	LSU	55 42	75	H	Middle Tenn.	61 48	107	H	Washington St.	69 67
5	H	Mississippi St.	78 75	38	A	Auburn	64 60	78	H	Florida	67 48	113	H	Ole Miss	89 57
9	A	Duke	54 69					87	A	Colorado	69 79	123	H	Radford	59 36
12	A	Louisville	67 69					90	A	Georgia	66 56	126	H	Albany (NY)	70 46
15	A	Tennessee	65 72					90	H	Georgia	82 61	131	A	Alabama	71 54
18	H	Miami (FL)	82 66									167	A	Arkansas	69 62
19	H	Oklahoma	82 68									185	H	Morehead St.	74 47
20	A	Missouri	67 73									236	H	Samford	80 57
20	H	Missouri	64 62												
25	H	Texas A&M	68 77												
LAST 12 Division I GAMES:															
3	A	South Carolina	87 95	3	H	South Carolina	63 75								
5	H	Mississippi St.	78 75	20	A	Missouri	67 73								
78	H	Florida	67 48	113	H	Ole Miss	89 57								
167	A	Arkansas	69 62	38	A	Auburn	64 60								
90	A	Georgia	66 56	37	A	LSU	55 42								
103	H	Vanderbilt	71 63	90	H	Georgia	82 61								

Non-Div I Games:

Kentucky

■ Loss, 
 ■ Non-Conf, S Site, 
 ■ Home 
 ■ Away 
 N Neutral

Average RPI Win:	314	WON-LOST	WINNING	LAST 10	STRENGTH OF	OPP. STRENGTH	TEAM	ADJ.	CONF.	ADJ CONF.
Average RPI Loss:	226	RECORD	PCT. RANK	GAMES	SCHEDULE	OF SCHEDULE	RPI	RPI	RPI	RPI
DIV. I ONLY	6- 23	317	3- 7	306	345	332	332	31	31	
DIV. I NON-CONF.	1- 10	325	0- 1	170	314	330	330	32	32	
TOTALS	RPI 1-25	RPI 26-50	W-L RECORDS	RPI 51-100	RPI 101-150	RPI 150+				
6- 23	0- 1	0- 0	OVERALL	0- 0	0- 1	6- 21				
3- 11	0- 0	0- 0	HOME	0- 0	0- 1	3- 10				
3- 10	0- 1	0- 0	AWAY	0- 0	0- 0	3- 9				
0- 2	0- 0	0- 0	NEUTRAL	0- 0	0- 0	0- 2				
1- 10	0- 1	0- 0	NON-CONFERENCE	0- 0	0- 1	1- 8				
1- 4	0- 0	0- 0	HOME	0- 0	0- 1	1- 3				
0- 4	0- 1	0- 0	AWAY	0- 0	0- 0	0- 3				
0- 2	0- 0	0- 0	NEUTRAL	0- 0	0- 0	0- 2				
5- 13	0- 0	0- 0	CONFERENCE	0- 0	0- 0	5- 13				
2- 7	0- 0	0- 0	HOME	0- 0	0- 0	2- 7				
3- 6	0- 0	0- 0	AWAY	0- 0	0- 0	3- 6				
0- 0	0- 0	0- 0	NEUTRAL	0- 0	0- 0	0- 0				

RPI	S	Opponent	Score	RPI	S	Opponent	Score	RPI	S	Opponent	Score	RPI	S	Opponent	Score	Team's RPI: 332
24	A	Ohio St.	54 113									132	H	Yale	44 75	
												152	N	Milwaukee	50 88	
												159	H	Army West Point	47 68	
												172	A	Columbia	57 66	
												192	A	Robert Morris	42 83	
												192	H	Robert Morris	54 64	
												193	H	George Mason	48 64	
												195	A	Sacred Heart	48 66	
												195	H	Sacred Heart	41 51	
												205	H	UMBC	45 57	
												209	A	Seton Hall	59 77	
												229	A	Saint Francis (PA)	52 66	
												229	H	Saint Francis (PA)	30 74	
												262	H	Stony Brook	58 48	
												263	A	Bryant	53 57	
												263	H	Bryant	53 62	
												274	A	Colgate	61 76	
												291	A	Mt. St. Mary's	43 56	
												291	H	Mt. St. Mary's	63 60	
												314	N	NJIT	48 50	
												318	A	Central Conn. St.	68 62	
												318	H	Central Conn. St.	71 76	
												325	A	St. Francis Brooklyn	62 58	
												325	H	St. Francis Brooklyn	54 56	
												339	A	Fairleigh Dickinson	46 64	
												339	H	Fairleigh Dickinson	54 67	
LAST 12 Division I GAMES:																
314	N	NJIT	48 50	339	H	Fairleigh Dickinson	54 67	192	H	Robert Morris	54 64	325	A	St. Francis Brooklyn	62 58	
343	A	Wagner	63 58	229	H	Saint Francis (PA)	30 74	318	A	Central Conn. St.	68 62	339	A	Fairleigh Dickinson	46 64	
291	A	Mt. St. Mary's	43 56	195	A	Sacred Heart	48 66	343	H	Wagner	69 64					
325	A	St. Francis Brooklyn	62 58													
195	H	Sacred Heart	41 51													
263	A	Bryant	53 57													

Non-Div I Games:

LIU Brooklyn

■ Loss, 
 ■ Non-Conf, 
 ■ S Site, 
 ■ H Home 
 ■ A Away 
 N Neutral

RPI	S	Opponent	Score	
343	A	Wagner	63	58
343	H	Wagner	69	64

L  
I  
U  
B  
r  
o  
o  
k  
l  
y  
n

L  
I  
U  
B  
r  
o  
o  
k  
l  
y  
n

LIU Brooklyn

Average RPI Win:	129	WON-LOST	WINNING	LAST 10	STRENGTH OF	OPP. STRENGTH	TEAM	ADJ.	CONF.	ADJ CONF.
Average RPI Loss:	32	RECORD	PCT. RANK	GAMES	SCHEDULE	OF SCHEDULE	RPI	RPI	RPI	RPI
DIV. I ONLY	19- 10	90	5- 5	34	11	37	37	2	2	
DIV. I NON-CONF.	11- 2	23	0- 0	71	20	33	33	2	2	
TOTALS	RPI 1-25	RPI 26-50	W-L RECORDS	RPI 51-100	RPI 101-150	RPI 150+				
19- 10	2- 7	2- 1	OVERALL	3- 1	6- 1	6- 0				
13- 3	2- 3	1- 0	HOME	3- 0	3- 0	4- 0				
3- 6	0- 0	0- 0	AWAY	0- 0	2- 0	1- 0				
3- 1	0- 1	1- 0	NEUTRAL	0- 0	1- 0	1- 0				
11- 2	0- 2	2- 0	NON-CONFERENCE	2- 0	3- 0	4- 0				
7- 1	0- 1	1- 0	HOME	2- 0	1- 0	3- 0				
1- 0	0- 0	0- 0	AWAY	0- 0	1- 0	0- 0				
3- 1	0- 1	1- 0	NEUTRAL	0- 0	1- 0	1- 0				
8- 8	2- 5	0- 1	CONFERENCE	1- 1	3- 1	2- 0				
6- 2	2- 2	0- 0	HOME	1- 0	2- 0	1- 0				
2- 6	0- 3	0- 1	AWAY	0- 1	1- 1	1- 0				
0- 0	0- 0	0- 0	NEUTRAL	0- 0	0- 0	0- 0				

RPI	S	Opponent	Score	RPI	S	Opponent	Score	RPI	S	Opponent	Score	RPI	S	Opponent	Score
1	H	UConn	53 76	33	N	North Carolina St.	59 58	63	H	Tulane	69 51	103	A	Vanderbilt	68 70
3	H	South Carolina	61 84	38	A	Auburn	49 54	77	H	Wake Forest	60 57	103	H	Vanderbilt	64 58
5	A	Mississippi St.	48 74	49	H	Little Rock	69 49	78	H	Florida	78 67	112	N	North Carolina	70 43
14	H	Kentucky	42 55					90	A	Georgia	65 70	113	A	Ole Miss	62 51
15	A	Tennessee	58 77									131	H	Alabama	48 41
20	H	Missouri	80 71									143	A	Louisiana Tech	77 73
23	N	Kansas St.	54 69									149	H	TCU	67 61
25	A	Texas A&M	52 54									166	H	Rice	66 55
25	H	Texas A&M	67 63									167	A	Arkansas	53 52
												167	H	Arkansas	53 46
												216	H	Alabama St.	93 40
												301	N	UTEP	78 45
												337	H	Sam Houston St.	89 41
LAST 12 Division I GAMES:															
103	H	Vanderbilt	64 58	131	H	Alabama	48 41								
38	A	Auburn	49 54	15	A	Tennessee	58 77								
90	A	Georgia	65 70	167	H	Arkansas	53 46								
25	H	Texas A&M	67 63	25	A	Texas A&M	52 54								
103	A	Vanderbilt	68 70	14	H	Kentucky	42 55								
113	A	Ole Miss	62 51	3	H	South Carolina	61 84								

Non-Div I Games:

LSU

■ Loss, 
■ Non-Conf, 
■ S Site, 
■ H Home 
■ A Away 
N Neutral

Average RPI Win:	235	WON-LOST	WINNING	LAST 10	STRENGTH OF	OPP. STRENGTH	TEAM	ADJ.	CONF.	ADJ CONF.
Average RPI Loss:	108	RECORD	PCT. RANK	GAMES	SCHEDULE	OF SCHEDULE	RPI	RPI	RPI	RPI
DIV. I ONLY	17- 12	122	6- 4	242	125	165	165	12	12	
DIV. I NON-CONF.	7- 5	137	0- 0	212	165	159	159	12	12	
TOTALS	RPI 1-25	RPI 26-50	W-L RECORDS	RPI 51-100	RPI 101-150	RPI 150+				
17- 12	0- 1	1- 2	OVERALL	1- 1	0- 7	15- 1				
8- 7	0- 0	0- 2	HOME	0- 0	0- 4	8- 1				
8- 5	0- 1	1- 0	AWAY	1- 1	0- 3	6- 0				
1- 0	0- 0	0- 0	NEUTRAL	0- 0	0- 0	1- 0				
7- 5	0- 1	0- 1	NON-CONFERENCE	1- 1	0- 1	6- 1				
4- 2	0- 0	0- 1	HOME	0- 0	0- 0	4- 1				
2- 3	0- 1	0- 0	AWAY	1- 1	0- 1	1- 0				
1- 0	0- 0	0- 0	NEUTRAL	0- 0	0- 0	1- 0				
10- 7	0- 0	1- 1	CONFERENCE	0- 0	0- 6	9- 0				
4- 5	0- 0	0- 1	HOME	0- 0	0- 4	4- 0				
6- 2	0- 0	1- 0	AWAY	0- 0	0- 2	5- 0				
0- 0	0- 0	0- 0	NEUTRAL	0- 0	0- 0	0- 0				

RPI 1-25				RPI 26-50				RPI 51-100				RPI 101+ Team's RPI: 165			
RPI	S	Opponent	Score	RPI	S	Opponent	Score	RPI	S	Opponent	Score	RPI	S	Opponent	Score
17	A	Temple	70 86	27	H	Harvard	64 66	57	A	Villanova	49 52	105	H	Saint Louis	74 79
				44	A	Dayton	54 51	74	A	Penn	58 56	110	A	Saint Joseph's	58 67
				47	H	George Washington	65 79					110	H	Saint Joseph's	55 75
												119	H	Fordham	61 66
												120	A	Rider	61 74
												136	H	Duquesne	68 76
												140	A	VCU	56 61
												168	H	Fairfield	68 61
												191	H	American	63 59
												193	H	George Mason	59 57
												222	A	UNCW	64 48
												230	A	Richmond	63 58
												237 N	Miami (OH)	79 70	
												240	A	St. Bonaventure	57 45
												240	H	St. Bonaventure	73 70
												275	A	Davidson	65 58
												300	A	Rhode Island	58 49
												300	H	Rhode Island	70 51
												306	A	Massachusetts	57 52
												306	H	Massachusetts	68 64
												310	H	Lafayette	49 56
												315	H	UMKC	64 59
												348	H	Delaware St.	78 38
LAST 12 Division I GAMES:															
240	H	St. Bonaventure	73 70	47	H	George Washington	65 79	300	A	Rhode Island	58 49				
119	H	Fordham	61 66					193	H	George Mason	59 57				
306	A	Massachusetts	57 52					306	H	Massachusetts	68 64				
105	H	Saint Louis	74 79					275	A	Davidson	65 58				
110	A	Saint Joseph's	58 67					230	A	Richmond	63 58				
240	A	St. Bonaventure	57 45												

Non-Div I Games:

La Salle

■ Loss, 
 ■ Non-Conf, S Site, 
 ■ Home 
 ■ Away 
 N Neutral



## La.-Monroe

Through Games Of March 1, 2017

Average RPI Win:	307	WON-LOST	WINNING	LAST 10	STRENGTH OF	OPP. STRENGTH	TEAM	ADJ.	CONF.	ADJ CONF.
Average RPI Loss:	191	RECORD	PCT. RANK	GAMES	SCHEDULE	OF SCHEDULE	RPI	RPI	RPI	RPI
DIV. I ONLY	3- 22	334	1- 9	273	277	335	335	21	21	
DIV. I NON-CONF.	1- 8	314	0- 0	302	335	340	340	19	19	
TOTALS	RPI 1-25	RPI 26-50	W-L RECORDS	RPI 51-100	RPI 101-150	RPI 150+				
3- 22	0- 0	0- 2	OVERALL	0- 1	0- 4	3- 15				
2- 9	0- 0	0- 1	HOME	0- 0	0- 2	2- 6				
1- 13	0- 0	0- 1	AWAY	0- 1	0- 2	1- 9				
0- 0	0- 0	0- 0	NEUTRAL	0- 0	0- 0	0- 0				
1- 8	0- 0	0- 0	NON-CONFERENCE	0- 0	0- 2	1- 6				
0- 4	0- 0	0- 0	HOME	0- 0	0- 1	0- 3				
1- 4	0- 0	0- 0	AWAY	0- 0	0- 1	1- 3				
0- 0	0- 0	0- 0	NEUTRAL	0- 0	0- 0	0- 0				
2- 14	0- 0	0- 2	CONFERENCE	0- 1	0- 2	2- 9				
2- 5	0- 0	0- 1	HOME	0- 0	0- 1	2- 3				
0- 9	0- 0	0- 1	AWAY	0- 1	0- 1	0- 6				
0- 0	0- 0	0- 0	NEUTRAL	0- 0	0- 0	0- 0				

RPI 1-25				RPI 26-50				RPI 51-100				RPI 101+ Team's RPI: 335			
RPI	S	Opponent	Score	RPI	S	Opponent	Score	RPI	S	Opponent	Score	RPI	S	Opponent	Score
				49	A	Little Rock	34 78	94	A	UT Arlington	59 93	113	A	Ole Miss	40 97
				49	H	Little Rock	47 92					114	H	Troy	67 94
												143	H	Louisiana Tech	53 73
												147	A	Texas St.	50 63
												157	A	Louisiana	57 67
												157	H	Louisiana	59 65
												166	H	Rice	50 93
												167	A	Arkansas	46 92
												198	H	Grambling	54 59
												214	A	Appalachian St.	61 79
												227	A	Ga. Southern	65 76
												227	H	Ga. Southern	44 65
												242	H	South Ala.	44 74
												257	A	Coastal Caro.	48 75
												258	A	Georgia St.	35 87
												258	H	Georgia St.	72 63
												292	H	McNeese	52 78
												295	A	Nicholls St.	54 73
												307	A	Northwestern St.	65 67
												321	A	Arkansas St.	56 71
												321	H	Arkansas St.	59 51
												341	A	Houston Baptist	77 65
LAST 12 Division I GAMES:															
				214	A	Appalachian St.	61 79	258	A	Georgia St.	35 87				
				257	A	Coastal Caro.	48 75	321	H	Arkansas St.	59 51				
				157	H	Louisiana	59 65	49	H	Little Rock	47 92				
				242	H	South Ala.	44 74	94	A	UT Arlington	59 93				
				114	H	Troy	67 94	147	A	Texas St.	50 63				
				227	A	Ga. Southern	65 76	258	H	Georgia St.	72 63				

Non-Div I Games: Centenary (LA) 83 39 LSU-Alexandria 73 61

La.-Monroe

Loss, Non-Conf, S Site, H Home A Away N Neutral

## Lafayette

Through Games Of March 1, 2017

Average RPI Win: <b>249</b>	WON-LOST	WINNING	LAST 10	STRENGTH OF	OPP. STRENGTH	TEAM	ADJ.	CONF.	ADJ CONF.
Average RPI Loss: <b>169</b>	RECORD	PCT. RANK	GAMES	SCHEDULE	OF SCHEDULE	RPI	RPI	RPI	RPI
DIV. I ONLY	3- 27	343	2- 8	108	254	310	310	23	23
DIV. I NON-CONF.	1- 11	330	0- 0	30	167	230	230	25	25
TOTALS	RPI 1-25	RPI 26-50	W-L RECORDS	RPI 51-100	RPI 101-150	RPI 150+			
3- 27	0- 1	0- 0	OVERALL	0- 6	0- 5	3- 15			
1- 11	0- 0	0- 0	HOME	0- 3	0- 1	1- 7			
2- 13	0- 1	0- 0	AWAY	0- 2	0- 4	2- 6			
0- 3	0- 0	0- 0	NEUTRAL	0- 1	0- 0	0- 2			
1- 11	0- 1	0- 0	NON-CONFERENCE	0- 4	0- 3	1- 3			
0- 3	0- 0	0- 0	HOME	0- 2	0- 0	0- 1			
1- 5	0- 1	0- 0	AWAY	0- 1	0- 3	1- 0			
0- 3	0- 0	0- 0	NEUTRAL	0- 1	0- 0	0- 2			
2- 16	0- 0	0- 0	CONFERENCE	0- 2	0- 2	2- 12			
1- 8	0- 0	0- 0	HOME	0- 1	0- 1	1- 6			
1- 8	0- 0	0- 0	AWAY	0- 1	0- 1	1- 6			
0- 0	0- 0	0- 0	NEUTRAL	0- 0	0- 0	0- 0			

RPI 1-25				RPI 26-50				RPI 51-100				RPI 101+ Team's RPI: 310			
RPI	S	Opponent	Score	RPI	S	Opponent	Score	RPI	S	Opponent	Score	RPI	S	Opponent	Score
12	A	Louisville	48 <b>92</b>					70	A	Bucknell	61 <b>78</b>	120	A	Rider	58 <b>76</b>
								70	H	Bucknell	65 <b>79</b>	124	A	Princeton	27 <b>65</b>
								73	A	St. John's (NY)	46 <b>64</b>	130	A	Navy	41 <b>76</b>
								74	H	Penn	47 <b>64</b>	130	H	Navy	65 <b>68</b>
								82	H	Drexel	39 <b>81</b>	136	A	Duquesne	52 <b>67</b>
								83	N	Chattanooga	43 <b>68</b>	159	A	Army West Point	73 <b>76</b>
												159	H	Army West Point	55 <b>63</b>
												165	A	La Salle	56 <b>49</b>
												179	N	Hampton	55 <b>58</b>
												191	A	American	45 <b>75</b>
												191	H	American	52 <b>76</b>
												192	H	Robert Morris	51 <b>62</b>
												220	A	Boston U.	50 <b>68</b>
												220	H	Boston U.	58 <b>75</b>
												239	N	Bowling Green	42 <b>69</b>
												270	A	Loyola Maryland	47 <b>75</b>
												270	H	Loyola Maryland	55 <b>60</b>
												274	A	Colgate	69 <b>76</b>
												274	H	Colgate	90 <b>85</b>
												293	A	Lehigh	60 <b>69</b>
												293	H	Lehigh	53 <b>56</b>
												308	A	Holy Cross	85 <b>70</b>
												308	H	Holy Cross	61 <b>67</b>
LAST 12 Division I GAMES:															
				70	A	Bucknell	61 <b>78</b>					308	A	Holy Cross	85 <b>70</b>
				274	H	Colgate	90 <b>85</b>					220	H	Boston U.	58 <b>75</b>
				70	H	Bucknell	65 <b>79</b>					159	H	Army West Point	55 <b>63</b>
				293	A	Lehigh	60 <b>69</b>					270	A	Loyola Maryland	47 <b>75</b>
				191	A	American	45 <b>75</b>					293	H	Lehigh	53 <b>56</b>
				130	H	Navy	65 <b>68</b>					191	H	American	52 <b>76</b>

Non-Div I Games:

Lafayette

■ Loss, 
 ■ Non-Conf, 
 ■ S Site, 
 ■ Home 
 ■ A Away 
 N Neutral

Average RPI Win:	287	WON-LOST	WINNING	LAST 10	STRENGTH OF	OPP. STRENGTH	TEAM	ADJ.	CONF.	ADJ CONF.
Average RPI Loss:	94	RECORD	PCT. RANK	GAMES	SCHEDULE	OF SCHEDULE	RPI	RPI	RPI	RPI
DIV. I ONLY	17- 6	53	9- 1	338	241	135	135	27	27	
DIV. I NON-CONF.	3- 3	165	0- 0	205	5	132	132	27	27	
TOTALS	RPI 1-25	RPI 26-50	W-L RECORDS	RPI 51-100	RPI 101-150	RPI 150+				
17- 6	0- 2	0- 1	OVERALL	0- 1	1- 1	16- 1				
11- 0	0- 0	0- 0	HOME	0- 0	0- 0	11- 0				
6- 6	0- 2	0- 1	AWAY	0- 1	1- 1	5- 1				
0- 0	0- 0	0- 0	NEUTRAL	0- 0	0- 0	0- 0				
3- 3	0- 2	0- 1	NON-CONFERENCE	0- 0	0- 0	3- 0				
2- 0	0- 0	0- 0	HOME	0- 0	0- 0	2- 0				
1- 3	0- 2	0- 1	AWAY	0- 0	0- 0	1- 0				
0- 0	0- 0	0- 0	NEUTRAL	0- 0	0- 0	0- 0				
14- 3	0- 0	0- 0	CONFERENCE	0- 1	1- 1	13- 1				
9- 0	0- 0	0- 0	HOME	0- 0	0- 0	9- 0				
5- 3	0- 0	0- 0	AWAY	0- 1	1- 1	4- 1				
0- 0	0- 0	0- 0	NEUTRAL	0- 0	0- 0	0- 0				

RPI 1-25				RPI 26-50				RPI 51-100				RPI 101+ Team's RPI: 135			
RPI	S	Opponent	Score	RPI	S	Opponent	Score	RPI	S	Opponent	Score	RPI	S	Opponent	Score
6	A	Oregon St.	56 88	42	A	Oregon	67 84	93	A	SFA	66 74	104	A	Abilene Christian	59 77
23	A	Kansas St.	43 68									106	A	Central Ark.	70 56
												211	A	New Orleans	66 55
												211	H	New Orleans	73 42
												256	A	Canisius	65 51
												288	H	Northern Ariz.	75 60
												290	A	A&M-Corpus Christi	74 63
												290	H	A&M-Corpus Christi	65 49
												292	H	McNeese	79 57
												295	A	Nicholls St.	67 78
												295	H	Nicholls St.	81 77
												307	H	Northwestern St.	73 60
												320	H	Loyola Chicago	76 50
												327	H	Southeastern La.	86 68
												329	H	Incarinate Word	83 54
												337	A	Sam Houston St.	70 44
												337	H	Sam Houston St.	84 51
												341	A	Houston Baptist	81 53
												341	H	Houston Baptist	74 22
LAST 12 Division I GAMES:															
295	H	Nicholls St.	81 77	292	H	McNeese	79 57								
341	H	Houston Baptist	74 22	211	A	New Orleans	66 55								
290	A	A&M-Corpus Christi	74 63	307	H	Northwestern St.	73 60								
341	A	Houston Baptist	81 53	290	H	A&M-Corpus Christi	65 49								
93	A	SFA	66 74	295	A	Nicholls St.	67 78								
337	H	Sam Houston St.	84 51	337	A	Sam Houston St.	70 44								

Non-Div I Games: St. Thomas (TX) 95 49 Louisiana Col. 94 55 Howard Payne 93 56 Southwestern (TX) 87 41

Lamar University

Loss, Non-Conf, S Site, H Home A Away N Neutral

Average RPI Win: <b>291</b>	WON-LOST	WINNING	LAST 10	STRENGTH OF	OPP. STRENGTH	TEAM	ADJ.	CONF.	ADJ CONF.
Average RPI Loss: <b>171</b>	RECORD	PCT. RANK	GAMES	SCHEDULE	OF SCHEDULE	RPI	RPI	RPI	RPI
DIV. I ONLY	<b>9- 19</b>	<b>264</b>	<b>4- 6</b>	<b>249</b>	<b>295</b>	<b>293</b>	<b>293</b>	<b>23</b>	<b>23</b>
DIV. I NON-CONF.	<b>4- 6</b>	<b>209</b>	<b>0- 0</b>	<b>214</b>	<b>326</b>	<b>260</b>	<b>260</b>	<b>25</b>	<b>25</b>
TOTALS	RPI 1-25	RPI 26-50	W-L RECORDS	RPI 51-100	RPI 101-150	RPI 150+			
9- 19	0- 0	0- 0	OVERALL	0- 4	0- 4	9- 11			
7- 8	0- 0	0- 0	HOME	0- 1	0- 2	7- 5			
2- 11	0- 0	0- 0	AWAY	0- 3	0- 2	2- 6			
0- 0	0- 0	0- 0	NEUTRAL	0- 0	0- 0	0- 0			
4- 6	0- 0	0- 0	NON-CONFERENCE	0- 2	0- 2	4- 2			
3- 3	0- 0	0- 0	HOME	0- 0	0- 1	3- 2			
1- 3	0- 0	0- 0	AWAY	0- 2	0- 1	1- 0			
0- 0	0- 0	0- 0	NEUTRAL	0- 0	0- 0	0- 0			
5- 13	0- 0	0- 0	CONFERENCE	0- 2	0- 2	5- 9			
4- 5	0- 0	0- 0	HOME	0- 1	0- 1	4- 3			
1- 8	0- 0	0- 0	AWAY	0- 1	0- 1	1- 6			
0- 0	0- 0	0- 0	NEUTRAL	0- 0	0- 0	0- 0			

RPI S	Opponent	Score	RPI S	Opponent	Score	RPI S	Opponent	Score	RPI S	Opponent	Score	Team's RPI: 293
						55	A California	63 96	120	H Rider	68 75	
						57	A Villanova	37 59	130	A Navy	44 79	
						70	A Bucknell	54 73	130	H Navy	64 66	
						70	H Bucknell	58 77	136	A Duquesne	49 63	
									159	A Army West Point	52 70	
									159	H Army West Point	71 75	
									191	A American	51 68	
									191	H American	58 70	
									195	H Sacred Heart	68 62	
									219	H Monmouth	62 73	
									220	A Boston U.	50 64	
									220	H Boston U.	64 69	
									270	A Loyola Maryland	58 62	
									270	H Loyola Maryland	86 69	
									274	A Colgate	70 75	
									274	H Colgate	83 74	
									278	H Norfolk St.	57 81	
									291	A Mt. St. Mary's	74 57	
									308	A Holy Cross	47 65	
									308	H Holy Cross	80 64	
									310	A Lafayette	56 53	
									310	H Lafayette	69 60	
									314	H NJIT	84 52	
									348	H Delaware St.	91 80	
LAST 12 Division I GAMES:												
274	H Colgate	83 74	70	A Bucknell	54 73							
159	A Army West Point	52 70	191	H American	58 70							
274	A Colgate	70 75	270	H Loyola Maryland	86 69							
310	H Lafayette	69 60	220	A Boston U.	50 64							
130	A Navy	44 79	310	A Lafayette	56 53							
308	H Holy Cross	80 64	130	H Navy	64 66							

Non-Div I Games: East Stroudsburg 78 72

Lehigh

■ Loss, 
 ■ Non-Conf, S Site, 
 ■ Home 
 ■ Away 
 N Neutral

Liberty

Through Games Of March 1, 2017

Average RPI Win:	271	WON-LOST	WINNING	LAST 10	STRENGTH OF	OPP. STRENGTH	TEAM	ADJ.	CONF.	ADJ CONF.
Average RPI Loss:	179	RECORD	PCT. RANK	GAMES	SCHEDULE	OF SCHEDULE	RPI	RPI	RPI	RPI
DIV. I ONLY	11- 16	226	7- 3	214	310	246	246	28	28	
DIV. I NON-CONF.	0- 10	335	0- 0	58	213	304	304	28	28	
TOTALS	RPI 1-25	RPI 26-50	W-L RECORDS	RPI 51-100	RPI 101-150	RPI 150+				
11- 16	0- 1	0- 2	OVERALL	0- 0	1- 3	10- 10				
7- 4	0- 1	0- 1	HOME	0- 0	1- 0	6- 2				
4- 8	0- 0	0- 0	AWAY	0- 0	0- 2	4- 6				
0- 4	0- 0	0- 1	NEUTRAL	0- 0	0- 1	0- 2				
0- 10	0- 1	0- 2	NON-CONFERENCE	0- 0	0- 2	0- 5				
0- 3	0- 1	0- 1	HOME	0- 0	0- 0	0- 1				
0- 3	0- 0	0- 0	AWAY	0- 0	0- 1	0- 2				
0- 4	0- 0	0- 1	NEUTRAL	0- 0	0- 1	0- 2				
11- 6	0- 0	0- 0	CONFERENCE	0- 0	1- 1	10- 5				
7- 1	0- 0	0- 0	HOME	0- 0	1- 0	6- 1				
4- 5	0- 0	0- 0	AWAY	0- 0	0- 1	4- 4				
0- 0	0- 0	0- 0	NEUTRAL	0- 0	0- 0	0- 0				

RPI 1-25				RPI 26-50				RPI 51-100				RPI 101+ Team's RPI: 246			
RPI	S	Opponent	Score	RPI	S	Opponent	Score	RPI	S	Opponent	Score	RPI	S	Opponent	Score
9	H	Duke	38 98	40	H	James Madison	48 62					106	N	Central Ark.	41 61
				44	N	Dayton	53 82					123	A	Radford	68 76
												123	H	Radford	49 48
												130	A	Navy	66 67
												183	A	Campbell	58 52
												194	A	UTSA	64 80
												205	N	UMBC	51 62
												214	H	Appalachian St.	57 66
												230	N	Richmond	54 63
												233	A	Presbyterian	55 56
												233	H	Presbyterian	68 60
												235	A	UNC Asheville	54 64
												235	H	UNC Asheville	53 57
												243	A	High Point	69 78
												243	H	High Point	81 74
												254	A	Charleston So.	81 72
												254	H	Charleston So.	67 56
												302	A	Valparaiso	68 70
												313	A	Gardner-Webb	82 84
												313	H	Gardner-Webb	66 63
												342	A	Winthrop	78 63
												342	H	Winthrop	80 51
												345	A	Longwood	71 38
												345	H	Longwood	92 47
LAST 12 Division I GAMES:															
				235	H	UNC Asheville	53 57					123	H	Radford	49 48
				342	A	Winthrop	78 63					313	H	Gardner-Webb	66 63
				345	A	Longwood	71 38					183	A	Campbell	58 52
				254	H	Charleston So.	67 56					342	H	Winthrop	80 51
				243	A	High Point	69 78					123	A	Radford	68 76
				233	A	Presbyterian	55 56					235	A	UNC Asheville	54 64

Non-Div I Games: West Liberty 64 38

Liberty

Loss, Non-Conf, S Site, H Home A Away N Neutral

Average RPI Win: <b>259</b>	WON-LOST	WINNING	LAST 10	STRENGTH OF	OPP. STRENGTH	TEAM	ADJ.	CONF.	ADJ CONF.
Average RPI Loss: <b>181</b>	RECORD	PCT. RANK	GAMES	SCHEDULE	OF SCHEDULE	RPI	RPI	RPI	RPI
DIV. I ONLY	5- 23	323	2- 8	131	296	296	296	25	25
DIV. I NON-CONF.	2- 12	310	0- 0	82	316	266	266	24	24
TOTALS	RPI 1-25	RPI 26-50	W-L RECORDS	RPI 51-100	RPI 101-150	RPI 150+			
5- 23	0- 0	0- 1	OVERALL	0- 7	1- 4	4- 11			
3- 9	0- 0	0- 0	HOME	0- 3	0- 2	3- 4			
2- 14	0- 0	0- 0	AWAY	0- 1	1- 0	1- 1			
0- 0	0- 0	0- 0	NEUTRAL	0- 0	0- 0	0- 0			
2- 12	0- 0	0- 1	NON-CONFERENCE	0- 1	1- 4	1- 6			
1- 4	0- 0	0- 0	HOME	0- 0	0- 2	1- 2			
1- 8	0- 0	0- 1	AWAY	0- 1	1- 2	0- 4			
0- 0	0- 0	0- 0	NEUTRAL	0- 0	0- 0	0- 0			
3- 11	0- 0	0- 0	CONFERENCE	0- 6	0- 0	3- 5			
2- 5	0- 0	0- 0	HOME	0- 3	0- 0	2- 2			
1- 6	0- 0	0- 0	AWAY	0- 3	0- 0	1- 3			
0- 0	0- 0	0- 0	NEUTRAL	0- 0	0- 0	0- 0			

RPI S	Opponent	Score	RPI S	Opponent	Score	RPI S	Opponent	Score	RPI S	Opponent	Score	Team's RPI: 296
43	A Western Ky.	35 87	60	A Belmont	62 100	105	H Saint Louis	38 83				
			95	A Jacksonville	60 84	113	A Ole Miss	49 76				
			95	H Jacksonville	67 73	115	A Ball St.	78 74				
			99	A Stetson	60 66	124	H Princeton	43 71				
			99	H Stetson	66 91	131	A Alabama	35 82				
			100	A FGCU	50 98	185	A Morehead St.	53 73				
			100	H FGCU	63 90	251	H Tennessee St.	71 77				
						254	H Charleston So.	52 67				
						265	A Murray St.	59 79				
						268	A Southeast Mo. St.	63 79				
						270	A Loyola Maryland	30 74				
						273	H Tennessee Tech	71 69				
						276	A Kennesaw St.	69 96				
						276	H Kennesaw St.	55 70				
						294	A North Florida	60 58				
						294	H North Florida	66 62				
						314	A NJIT	68 76				
						314	H NJIT	53 76				
						319	A USC Upstate	75 89				
						319	H USC Upstate	84 77				
LAST 12 Division I GAMES:												
276	A	Kennesaw St.	69	96	314	H	NJIT	53	76			
294	H	North Florida	66	62	319	H	USC Upstate	84	77			
95	H	Jacksonville	67	73	314	A	NJIT	68	76			
100	A	FGCU	50	98	95	A	Jacksonville	60	84			
99	A	Stetson	60	66	294	A	North Florida	60	58			
319	A	USC Upstate	75	89	99	H	Stetson	66	91			

Non-Div I Games: Anderson (SC) 66 59

Lipscomb

Loss, Non-Conf, S Site, H Home A Away N Neutral

Little Rock

Through Games Of March 1, 2017

Average RPI Win:	209	WON-LOST	WINNING	LAST 10	STRENGTH OF	OPP. STRENGTH	TEAM	ADJ.	CONF.	ADJ CONF.
Average RPI Loss:	54	RECORD	PCT. RANK	GAMES	SCHEDULE	OF SCHEDULE	RPI	RPI	RPI	RPI
DIV. I ONLY	21- 7	44	6- 2	115	150	49	49	21	21	
DIV. I NON-CONF.	6- 6	165	0- 1	19	18	58	58	19	19	
TOTALS	RPI 1-25	RPI 26-50	W-L RECORDS	RPI 51-100	RPI 101-150	RPI 150+				
21- 7	0- 3	0- 2	OVERALL	1- 0	4- 2	16- 0				
12- 2	0- 2	0- 0	HOME	0- 0	2- 0	10- 0				
9- 5	0- 1	0- 2	AWAY	1- 0	2- 2	6- 0				
0- 0	0- 0	0- 0	NEUTRAL	0- 0	0- 0	0- 0				
6- 6	0- 3	0- 2	NON-CONFERENCE	0- 0	3- 1	3- 0				
3- 2	0- 2	0- 0	HOME	0- 0	1- 0	2- 0				
3- 4	0- 1	0- 2	AWAY	0- 0	2- 1	1- 0				
0- 0	0- 0	0- 0	NEUTRAL	0- 0	0- 0	0- 0				
15- 1	0- 0	0- 0	CONFERENCE	1- 0	1- 1	13- 0				
9- 0	0- 0	0- 0	HOME	0- 0	1- 0	8- 0				
6- 1	0- 0	0- 0	AWAY	1- 0	0- 1	5- 0				
0- 0	0- 0	0- 0	NEUTRAL	0- 0	0- 0	0- 0				

RPI 1-25				RPI 26-50				Team's RPI: 49				RPI 51-100				RPI 101+			
RPI	S	Opponent	Score	RPI	S	Opponent	Score	RPI	S	Opponent	Score	RPI	S	Opponent	Score	RPI	S	Opponent	Score
5	H	Mississippi St.	44 58	29	A	Green Bay	31 57	94	A	UT Arlington	58 49	105	H	Saint Louis	56 43				
19	A	Oklahoma	58 68	37	A	LSU	49 69					114	H	Troy	77 74				
25	H	Texas A&M	37 55									119	A	Fordham	43 65				
												144	A	Memphis	54 44				
												147	A	Texas St.	47 64				
												148	A	Tulsa	63 58				
												151	H	Oral Roberts	56 50				
												157	A	Louisiana	82 64				
												157	H	Louisiana	64 60				
												161	A	Missouri St.	58 47				
												181	H	North Texas	55 44				
												214	A	Appalachian St.	77 69				
												214	H	Appalachian St.	67 55				
												227	H	Ga. Southern	57 41				
												242	H	South Ala.	71 54				
												257	A	Coastal Caro.	74 66				
												257	H	Coastal Caro.	79 47				
												258	H	Georgia St.	52 45				
												321	A	Arkansas St.	60 35				
												321	H	Arkansas St.	73 59				
												335	A	La.-Monroe	92 47				
												335	H	La.-Monroe	78 34				
LAST 12 Division I GAMES:																			
119	A	Fordham	43 65	257	H	Coastal Caro.	79 47	214	H	Appalachian St.	67 55								
258	H	Georgia St.	52 45	157	A	Louisiana	82 64	335	A	La.-Monroe	92 47	242	H	South Ala.	71 54	114	H	Troy	77 74
227	H	Ga. Southern	57 41																
321	A	Arkansas St.	60 35																
147	A	Texas St.	47 64																
94	A	UT Arlington	58 49																

Non-Div I Games:

Little Rock

Loss, Non-Conf, S Site, H Home A Away N Neutral

Average RPI Win:	224	WON-LOST	WINNING	LAST 10	STRENGTH OF	OPP. STRENGTH	TEAM	ADJ.	CONF.	ADJ CONF.
Average RPI Loss:	119	RECORD	PCT. RANK	GAMES	SCHEDULE	OF SCHEDULE	RPI	RPI	RPI	RPI
DIV. I ONLY	19- 9	79	8- 2	220	178	121	121	24	24	
DIV. I NON-CONF.	8- 6	141	0- 0	137	69	105	105	23	23	
TOTALS	RPI 1-25	RPI 26-50	W-L RECORDS	RPI 51-100	RPI 101-150	RPI 150+				
19- 9	0- 1	1- 1	OVERALL	2- 3	0- 1	16- 3				
10- 1	0- 1	0- 0	HOME	1- 0	0- 0	9- 0				
7- 5	0- 0	0- 0	AWAY	1- 1	0- 1	6- 3				
2- 3	0- 0	1- 1	NEUTRAL	0- 2	0- 0	1- 0				
8- 6	0- 1	1- 1	NON-CONFERENCE	0- 3	0- 1	7- 0				
3- 1	0- 1	0- 0	HOME	0- 0	0- 0	3- 0				
3- 2	0- 0	0- 0	AWAY	0- 1	0- 1	3- 0				
2- 3	0- 0	1- 1	NEUTRAL	0- 2	0- 0	1- 0				
11- 3	0- 0	0- 0	CONFERENCE	2- 0	0- 0	9- 3				
7- 0	0- 0	0- 0	HOME	1- 0	0- 0	6- 0				
4- 3	0- 0	0- 0	AWAY	1- 0	0- 0	3- 3				
0- 0	0- 0	0- 0	NEUTRAL	0- 0	0- 0	0- 0				

RPI 1-25				RPI 26-50				RPI 51-100				RPI 101+ Team's RPI: 121			
RPI	S	Opponent	Score	RPI	S	Opponent	Score	RPI	S	Opponent	Score	RPI	S	Opponent	Score
9	H	Duke	46 83	34	N	South Fla.	73 68	67	N	Oklahoma St.	57 63	141	A	San Francisco	71 73
				41	N	Quinnipiac	60 63	78	N	Florida	53 83	162	A	CSUN	56 63
								81	A	Southern California	74 82	172	H	Columbia	73 60
								91	A	UC Davis	64 51	173	A	UC Riverside	73 66
								91	H	UC Davis	64 62	173	H	UC Riverside	55 51
												176	H	Houston	65 55
												202	A	Loyola Marymount	81 78
												220	N	Boston U.	61 48
												231	A	UC Santa Barbara	60 65
												231	H	UC Santa Barbara	59 45
												250	H	Pacific	66 58
												259	H	Hawaii	68 57
												261	A	Cal Poly	67 69
												261	H	Cal Poly	83 80
												287	A	Nevada	97 93
												304	A	Pepperdine	44 41
												322	A	UC Irvine	68 63
												322	H	UC Irvine	87 74
												346	A	Cal St. Fullerton	65 48
												346	H	Cal St. Fullerton	84 55
LAST 12 Division I GAMES:															
322	H	UC Irvine	87 74	162	A	CSUN	56 63	173	H	UC Riverside	55 51				
173	A	UC Riverside	73 66	346	A	Cal St. Fullerton	65 48	91	H	UC Davis	64 62				
231	H	UC Santa Barbara	59 45	231	A	UC Santa Barbara	60 65	261	H	Cal Poly	83 80				
261	A	Cal Poly	67 69												
346	H	Cal St. Fullerton	84 55												
322	A	UC Irvine	68 63												

Non-Div I Games: Biola 76 48

Long Beach St.

■ Loss, 
 ■ Non-Conf, 
 ■ S Site, 
 ■ H Home 
 ■ A Away 
 N Neutral



Average RPI Win:	345	WON-LOST	WINNING	LAST 10	STRENGTH OF	OPP. STRENGTH	TEAM	ADJ.	CONF.	ADJ CONF.
Average RPI Loss:	212	RECORD	PCT. RANK	GAMES	SCHEDULE	OF SCHEDULE	RPI	RPI	RPI	RPI
DIV. I ONLY	3- 23	336	1- 9	300	329	345	345	28	28	
DIV. I NON-CONF.	2- 7	284	0- 0	234	315	295	295	28	28	
TOTALS	RPI 1-25	RPI 26-50	W-L RECORDS	RPI 51-100	RPI 101-150	RPI 150+				
3- 23	0- 1	0- 1	OVERALL	0- 1	0- 3	3- 17				
2- 8	0- 0	0- 0	HOME	0- 0	0- 1	2- 7				
1- 15	0- 0	0- 0	AWAY	0- 1	0- 1	1- 4				
0- 0	0- 0	0- 0	NEUTRAL	0- 0	0- 0	0- 0				
2- 7	0- 1	0- 1	NON-CONFERENCE	0- 1	0- 1	2- 3				
1- 1	0- 0	0- 0	HOME	0- 0	0- 0	1- 1				
1- 6	0- 1	0- 1	AWAY	0- 1	0- 1	1- 2				
0- 0	0- 0	0- 0	NEUTRAL	0- 0	0- 0	0- 0				
1- 16	0- 0	0- 0	CONFERENCE	0- 0	0- 2	1- 14				
1- 7	0- 0	0- 0	HOME	0- 0	0- 1	1- 6				
0- 9	0- 0	0- 0	AWAY	0- 0	0- 1	0- 8				
0- 0	0- 0	0- 0	NEUTRAL	0- 0	0- 0	0- 0				

RPI S	Opponent	Score	RPI S	Opponent	Score	RPI S	Opponent	Score	RPI S	Opponent	Score	Team's RPI: 345
9	A Duke	48 105	36	A Marquette	37 87	62	A West Virginia	40 107	116	A Charlotte	41 66	
									123	A Radford	55 73	
									123	H Radford	34 74	
									183	A Campbell	50 74	
									183	H Campbell	54 66	
									233	A Presbyterian	55 65	
									235	A UNC Asheville	53 84	
									235	H UNC Asheville	53 80	
									243	A High Point	60 81	
									243	H High Point	49 80	
									246	A Liberty	47 92	
									246	H Liberty	38 71	
									254	A Charleston So.	63 71	
									254	H Charleston So.	47 62	
									260	A Marshall	50 70	
									278	H Norfolk St.	56 85	
									313	A Gardner-Webb	55 89	
									313	H Gardner-Webb	43 77	
									339	A Fairleigh Dickinson	59 75	
									342	A Winthrop	72 78	
									342	H Winthrop	83 78	
									344	A UMass Lowell	72 59	
									348	H Delaware St.	88 77	
LAST 12 Division I GAMES:												
243	A	High Point	60	81	313	A	Gardner-Webb	55	89			
254	A	Charleston So.	63	71	183	A	Campbell	50	74			
246	H	Liberty	38	71	243	H	High Point	49	80			
235	A	UNC Asheville	53	84	254	H	Charleston So.	47	62			
123	H	Radford	34	74	342	A	Winthrop	72	78			
342	H	Winthrop	83	78	183	H	Campbell	54	66			

Non-Div I Games: West Va. Tech 58 76 Milligan 71 47

Longwood

Loss, Non-Conf, S Site, H Home A Away N Neutral

Average RPI Win:	261	WON-LOST	WINNING	LAST 10	STRENGTH OF	OPP. STRENGTH	TEAM	ADJ.	CONF.	ADJ CONF.
Average RPI Loss:	125	RECORD	PCT. RANK	GAMES	SCHEDULE	OF SCHEDULE	RPI	RPI	RPI	RPI
DIV. I ONLY	14- 9	112	6- 4	267	229	157	157	21	21	
DIV. I NON-CONF.	4- 3	141	0- 0	184	185	157	157	19	19	
TOTALS	RPI 1-25	RPI 26-50	W-L RECORDS	RPI 51-100	RPI 101-150	RPI 150+				
14- 9	0- 1	0- 2	OVERALL	0- 1	2- 2	12- 3				
8- 2	0- 0	0- 1	HOME	0- 0	2- 0	6- 1				
5- 6	0- 0	0- 1	AWAY	0- 0	0- 1	5- 1				
1- 1	0- 1	0- 0	NEUTRAL	0- 0	0- 0	1- 0				
4- 3	0- 1	0- 0	NON-CONFERENCE	0- 0	1- 1	3- 1				
2- 1	0- 0	0- 0	HOME	0- 0	1- 0	1- 1				
1- 1	0- 0	0- 0	AWAY	0- 0	0- 1	1- 0				
1- 1	0- 1	0- 0	NEUTRAL	0- 0	0- 0	1- 0				
10- 6	0- 0	0- 2	CONFERENCE	0- 1	1- 1	9- 2				
6- 1	0- 0	0- 1	HOME	0- 0	1- 0	5- 0				
4- 5	0- 0	0- 1	AWAY	0- 1	0- 1	4- 2				
0- 0	0- 0	0- 0	NEUTRAL	0- 0	0- 0	0- 0				

RPI 1-25			RPI 26-50			RPI 51-100			RPI 101+ Team's RPI: 157		
RPI	S	Opponent	Score	RPI	S	Opponent	Score	RPI	S	Opponent	Score
2	N	Notre Dame	51 <b>91</b>	49	A	Little Rock	60 <b>64</b>	94	A	UT Arlington	66 <b>79</b>
				49	H	Little Rock	64 <b>82</b>				
LAST 12 Division I GAMES:											
257	A	Coastal Caro.	68 <b>71</b>	227	A	Ga. Southern	60 <b>63</b>	114	H	Troy	80 72
214	A	Appalachian St.	68 58	49	H	Little Rock	64 <b>82</b>	127	A	Southern Miss.	49 <b>71</b>
335	A	La.-Monroe	65 59	321	H	Arkansas St.	72 60	143	H	Louisiana Tech	80 72
114	H	Troy	80 72	147	A	Texas St.	40 <b>62</b>	176	H	Houston	64 <b>69</b>
242	H	South Ala.	62 38	94	A	UT Arlington	66 <b>79</b>	214	A	Appalachian St.	68 58
258	A	Georgia St.	70 64	227	H	Ga. Southern	79 52	227	H	Ga. Southern	79 52
				227	H	Ga. Southern	79 52	242	H	South Ala.	62 38
								257	A	Coastal Caro.	68 <b>71</b>
								258	A	Georgia St.	70 64
								258	H	Georgia St.	72 65
								268	N	Southeast Mo. St.	82 78
								292	A	McNeese	77 70
								321	A	Arkansas St.	80 72
								321	H	Arkansas St.	72 60
								327	H	Southeastern La.	86 77
								335	A	La.-Monroe	65 59
								335	H	La.-Monroe	67 57

Non-Div I Games: Xavier (LA) 74 55 Southern-N.O. 87 57

Louisiana

Loss, Non-Conf, S Site, H Home A Away N Neutral

## Louisiana Tech

Through Games Of March 1, 2017

Average RPI Win:	227	WON-LOST	WINNING	LAST 10	STRENGTH OF	OPP. STRENGTH	TEAM	ADJ.	CONF.	ADJ CONF.
Average RPI Loss:	119	RECORD	PCT. RANK	GAMES	SCHEDULE	OF SCHEDULE	RPI	RPI	RPI	RPI
DIV. I ONLY	16- 11	120	8- 2	194	154	143	143	14	14	
DIV. I NON-CONF.	4- 6	209	0- 0	193	182	214	214	16	16	
TOTALS	RPI 1-25	RPI 26-50	W-L RECORDS	RPI 51-100	RPI 101-150	RPI 150+				
16- 11	0- 0	0- 3	OVERALL	0- 2	2- 3	14- 3				
9- 5	0- 0	0- 2	HOME	0- 2	2- 1	7- 0				
7- 6	0- 0	0- 1	AWAY	0- 0	0- 2	7- 3				
0- 0	0- 0	0- 0	NEUTRAL	0- 0	0- 0	0- 0				
4- 6	0- 0	0- 2	NON-CONFERENCE	0- 1	0- 2	4- 1				
2- 3	0- 0	0- 2	HOME	0- 1	0- 0	2- 0				
2- 3	0- 0	0- 0	AWAY	0- 0	0- 2	2- 1				
0- 0	0- 0	0- 0	NEUTRAL	0- 0	0- 0	0- 0				
12- 5	0- 0	0- 1	CONFERENCE	0- 1	2- 1	10- 2				
7- 2	0- 0	0- 0	HOME	0- 1	2- 1	5- 0				
5- 3	0- 0	0- 1	AWAY	0- 0	0- 0	5- 2				
0- 0	0- 0	0- 0	NEUTRAL	0- 0	0- 0	0- 0				

RPI 1-25			RPI 26-50			RPI 51-100			RPI 101+ Team's RPI: 143		
RPI	S	Opponent	Score	RPI	S	Opponent	Score	RPI	S	Opponent	Score
37	H	LSU	73 77	75	H	Middle Tenn.	65 79	108	A	Clemson	67 78
38	H	Auburn	66 76	93	H	SFA	58 60	116	H	Charlotte	80 54
43	A	Western Ky.	58 67					117	H	Old Dominion	64 69
								127	H	Southern Miss.	72 61
								144	A	Memphis	54 56
								157	A	Louisiana	72 80
								166	A	Rice	70 67
								166	H	Rice	62 51
								181	A	North Texas	72 65
								181	H	North Texas	65 49
								182	H	UAB	64 63
								194	A	UTSA	61 63
								194	H	UTSA	77 71
								198	H	Grambling	69 55
								260	A	Marshall	72 54
								292	A	McNeese	66 56
								295	H	Nicholls St.	68 52
								301	A	UTEP	62 69
								301	H	UTEP	69 61
								305	A	FIU	76 63
								335	A	La.-Monroe	73 53
								336	A	Fla. Atlantic	76 52
LAST 12 Division I GAMES:											
166	H	Rice	62 51	260	A	Marshall	72 54				
181	H	North Texas	65 49	43	A	Western Ky.	58 67				
305	A	FIU	76 63	75	H	Middle Tenn.	65 79				
336	A	Fla. Atlantic	76 52	182	H	UAB	64 63				
194	H	UTSA	77 71	181	A	North Texas	72 65				
301	H	UTEP	69 61	166	A	Rice	70 67				

Non-Div I Games: LSU-Alexandria 103 63

Louisiana Tech

■ Loss, 
 ■ Non-Conf, S Site, 
 ■ Home 
 ■ Away 
 N Neutral

## Louisville

Through Games Of March 1, 2017

Average RPI Win:	111	WON-LOST	WINNING	LAST 10	STRENGTH OF	OPP. STRENGTH	TEAM	ADJ.	CONF.	ADJ CONF.
Average RPI Loss:	13	RECORD	PCT. RANK	GAMES	SCHEDULE	OF SCHEDULE	RPI	RPI	RPI	RPI
DIV. I ONLY	25- 6	20	8- 2	16	22	12	12	3	3	
DIV. I NON-CONF.	13- 2	20	1- 0	34	19	9	9	4	4	
TOTALS	RPI 1-25	RPI 26-50	W-L RECORDS	RPI 51-100	RPI 101-150	RPI 150+				
25- 6	2- 5	4- 1	OVERALL	8- 0	3- 0	8- 0				
16- 2	2- 1	3- 1	HOME	4- 0	1- 0	6- 0				
9- 3	0- 3	1- 0	AWAY	4- 0	2- 0	2- 0				
0- 1	0- 1	0- 0	NEUTRAL	0- 0	0- 0	0- 0				
13- 2	1- 2	3- 0	NON-CONFERENCE	3- 0	1- 0	5- 0				
9- 1	1- 1	2- 0	HOME	2- 0	0- 0	4- 0				
4- 0	0- 0	1- 0	AWAY	1- 0	1- 0	1- 0				
0- 1	0- 1	0- 0	NEUTRAL	0- 0	0- 0	0- 0				
12- 4	1- 3	1- 1	CONFERENCE	5- 0	2- 0	3- 0				
7- 1	1- 0	1- 1	HOME	2- 0	1- 0	2- 0				
5- 3	0- 3	0- 0	AWAY	3- 0	1- 0	1- 0				
0- 0	0- 0	0- 0	NEUTRAL	0- 0	0- 0	0- 0				

RPI	S	Opponent	Score	RPI	S	Opponent	Score	RPI	S	Opponent	Score	RPI	S	Opponent	Score
2	A	Notre Dame	66 85	30	H	Syracuse	91 76	52	H	Georgia Tech	91 51	103	A	Vanderbilt	78 66
3	N	South Carolina	59 83	32	H	South Dakota St.	83 30	54	A	Virginia	86 81	108	A	Clemson	60 46
9	A	Duke	55 58	33	H	North Carolina St.	70 72	54	H	Virginia	66 55	112	H	North Carolina	87 57
11	A	Florida St.	65 72	34	A	South Fla.	66 52	60	H	Belmont	73 50	156	A	Pittsburgh	63 48
14	H	Kentucky	69 67	43	H	Western Ky.	68 61	75	A	Middle Tenn.	91 72	156	H	Pittsburgh	73 52
18	H	Miami (FL)	63 59					77	A	Wake Forest	75 46	171	H	Boston College	68 43
21	H	Maryland	72 78					83	H	Chattanooga	63 47	206	H	Col. of Charleston	86 58
								98	A	Virginia Tech	88 70	234	A	UT Martin	100 57
												239	H	Bowling Green	83 58
												255	H	Evansville	89 47
												310	H	Lafayette	92 48
LAST 12 Division I GAMES:															
				77	A	Wake Forest	75 46	33	H	North Carolina St.	70 72				
				54	H	Virginia	66 55	156	A	Pittsburgh	63 48				
				112	H	North Carolina	87 57	108	A	Clemson	60 46				
				171	H	Boston College	68 43	34	A	South Fla.	66 52				
				98	A	Virginia Tech	88 70	52	H	Georgia Tech	91 51				
				2	A	Notre Dame	66 85	18	H	Miami (FL)	63 59				

Non-Div I Games:

Louisville

■ Loss, 
■ Non-Conf, S Site, 
■ Home 
■ Away 
N Neutral

## Loyola Chicago

Through Games Of March 1, 2017

Average RPI Win:	326	WON-LOST	WINNING	LAST 10	STRENGTH OF	OPP. STRENGTH	TEAM	ADJ.	CONF.	ADJ CONF.
Average RPI Loss:	141	RECORD	PCT. RANK	GAMES	SCHEDULE	OF SCHEDULE	RPI	RPI	RPI	RPI
DIV. I ONLY	2- 25	345	0- 10	104	163	320	320	16	16	
DIV. I NON-CONF.	1- 10	325	0- 0	51	113	272	272	14	14	
TOTALS	RPI 1-25	RPI 26-50	W-L RECORDS	RPI 51-100	RPI 101-150	RPI 150+				
2- 25	0- 2	0- 3	OVERALL	0- 3	0- 3	2- 14				
2- 9	0- 1	0- 1	HOME	0- 2	0- 0	2- 5				
0- 14	0- 1	0- 2	AWAY	0- 1	0- 1	0- 9				
0- 2	0- 0	0- 0	NEUTRAL	0- 0	0- 2	0- 0				
1- 10	0- 2	0- 1	NON-CONFERENCE	0- 1	0- 3	1- 3				
1- 3	0- 1	0- 0	HOME	0- 1	0- 0	1- 1				
0- 5	0- 1	0- 1	AWAY	0- 0	0- 1	0- 2				
0- 2	0- 0	0- 0	NEUTRAL	0- 0	0- 2	0- 0				
1- 15	0- 0	0- 2	CONFERENCE	0- 2	0- 0	1- 11				
1- 6	0- 0	0- 1	HOME	0- 1	0- 0	1- 4				
0- 9	0- 0	0- 1	AWAY	0- 1	0- 0	0- 7				
0- 0	0- 0	0- 0	NEUTRAL	0- 0	0- 0	0- 0				

RPI	S	Opponent	Score	RPI	S	Opponent	Score	RPI	S	Opponent	Score	RPI	S	Opponent	Score	Team's RPI: 320
16	H	DePaul	46 107	28	A	Drake	46 89	56	A	UNI	30 68	108	N	Clemson	40 61	
18	A	Miami (FL)	43 81	28	H	Drake	42 86	56	H	UNI	43 89	114	N	Troy	67 91	
				35	A	Central Mich.	57 95	86	H	Northern Ill.	70 90	135	A	Lamar University	50 76	
												152	H	Milwaukee	46 73	
												156	A	Pittsburgh	35 59	
												161	A	Missouri St.	52 61	
												161	H	Missouri St.	32 60	
												178	A	Southern Ill.	57 73	
												184	A	Western Mich.	53 65	
												196	A	Wichita St.	43 65	
												196	H	Wichita St.	64 83	
												213	A	Indiana St.	32 53	
												213	H	Indiana St.	38 48	
												232	A	Bradley	45 72	
												232	H	Bradley	53 60	
												255	A	Evansville	36 67	
												312	A	Illinois St.	51 63	
												312	H	Illinois St.	64 61	
												340	H	Chicago St.	59 54	
LAST 12 Division I GAMES:																
161	A	Missouri St.	52 61	232	A	Bradley	45 72									
196	A	Wichita St.	43 65	196	H	Wichita St.	64 83									
28	H	Drake	42 86	161	H	Missouri St.	32 60									
56	H	UNI	43 89	56	A	UNI	30 68									
213	A	Indiana St.	32 53	28	A	Drake	46 89									
312	A	Illinois St.	51 63	213	H	Indiana St.	38 48									

Non-Div I Games:

Loyola Chicago

■ Loss, 
 ■ Non-Conf, S Site, 
 ■ Home 
 ■ Away 
 N Neutral

Average RPI Win:	277	WON-LOST	WINNING	LAST 10	STRENGTH OF	OPP. STRENGTH	TEAM	ADJ.	CONF.	ADJ CONF.
Average RPI Loss:	162	RECORD	PCT. RANK	GAMES	SCHEDULE	OF SCHEDULE	RPI	RPI	RPI	RPI
DIV. I ONLY	10- 19	256	2- 8	206	265	270	270	23	23	
DIV. I NON-CONF.	4- 7	224	0- 0	158	225	229	229	25	25	
TOTALS	RPI 1-25	RPI 26-50	W-L RECORDS	RPI 51-100	RPI 101-150	RPI 150+				
10- 19	0- 1	0- 1	OVERALL	0- 2	0- 4	10- 11				
7- 8	0- 1	0- 0	HOME	0- 1	0- 2	7- 4				
3- 11	0- 0	0- 1	AWAY	0- 1	0- 2	3- 7				
0- 0	0- 0	0- 0	NEUTRAL	0- 0	0- 0	0- 0				
4- 7	0- 1	0- 1	NON-CONFERENCE	0- 0	0- 2	4- 3				
3- 3	0- 1	0- 0	HOME	0- 0	0- 1	3- 1				
1- 4	0- 0	0- 1	AWAY	0- 0	0- 1	1- 2				
0- 0	0- 0	0- 0	NEUTRAL	0- 0	0- 0	0- 0				
6- 12	0- 0	0- 0	CONFERENCE	0- 2	0- 2	6- 8				
4- 5	0- 0	0- 0	HOME	0- 1	0- 1	4- 3				
2- 7	0- 0	0- 0	AWAY	0- 1	0- 1	2- 5				
0- 0	0- 0	0- 0	NEUTRAL	0- 0	0- 0	0- 0				

RPI 1-25				RPI 26-50				RPI 51-100				RPI 101+ Team's RPI: 270			
RPI	S	Opponent	Score	RPI	S	Opponent	Score	RPI	S	Opponent	Score	RPI	S	Opponent	Score
21	H	Maryland	60 79	47	A	George Washington	64 74	70	A	Bucknell	39 57	118	A	Cornell	50 58
								70	H	Bucknell	66 72	130	A	Navy	51 77
												130	H	Navy	43 55
												132	H	Delaware	45 47
												156	A	Pittsburgh	44 74
												159	A	Army West Point	48 67
												159	H	Army West Point	71 62
												168	A	Fairfield	57 58
												172	H	Columbia	53 65
												191	A	American	59 66
												191	H	American	45 60
												205	A	UMBC	70 65
												220	A	Boston U.	58 61
												220	H	Boston U.	55 67
												274	A	Colgate	62 76
												274	H	Colgate	87 77
												291	H	Mt. St. Mary's	58 53
												293	A	Lehigh	69 86
												293	H	Lehigh	62 58
												296	H	Lipscomb	74 30
												308	A	Holy Cross	56 37
												308	H	Holy Cross	58 59
												310	A	Lafayette	60 55
												310	H	Lafayette	75 47
												325	H	St. Francis Brooklyn	69 60
LAST 12 Division I GAMES:															
308	A	Holy Cross	56 37	130	H	Navy	43 55								
191	A	American	59 66	159	A	Army West Point	48 67								
308	H	Holy Cross	58 59	293	A	Lehigh	69 86								
274	A	Colgate	62 76	310	H	Lafayette	75 47								
70	A	Bucknell	39 57	274	H	Colgate	87 77								
220	H	Boston U.	55 67	70	H	Bucknell	66 72								

Non-Div I Games:

Loyola Maryland

■ Loss, 
 ■ Non-Conf, S Site, 
 ■ Home 
 ■ Away 
 N Neutral

Average RPI Win:	239	WON-LOST	WINNING	LAST 10	STRENGTH OF	OPP. STRENGTH	TEAM	ADJ.	CONF.	ADJ CONF.
Average RPI Loss:	129	RECORD	PCT. RANK	GAMES	SCHEDULE	OF SCHEDULE	RPI	RPI	RPI	RPI
DIV. I ONLY	14- 15	179	6- 4	227	160	202	202	15	15	
DIV. I NON-CONF.	5- 6	186	0- 0	237	215	217	217	13	13	
TOTALS	RPI 1-25	RPI 26-50	W-L RECORDS	RPI 51-100	RPI 101-150	RPI 150+				
14- 15	0- 0	0- 0	OVERALL	1- 5	1- 6	12- 4				
9- 6	0- 0	0- 0	HOME	1- 2	1- 3	7- 1				
5- 9	0- 0	0- 0	AWAY	0- 1	0- 0	5- 1				
0- 0	0- 0	0- 0	NEUTRAL	0- 0	0- 0	0- 0				
5- 6	0- 0	0- 0	NON-CONFERENCE	0- 2	0- 3	5- 1				
2- 4	0- 0	0- 0	HOME	0- 1	0- 2	2- 1				
3- 2	0- 0	0- 0	AWAY	0- 1	0- 1	3- 0				
0- 0	0- 0	0- 0	NEUTRAL	0- 0	0- 0	0- 0				
9- 9	0- 0	0- 0	CONFERENCE	1- 3	1- 3	7- 3				
7- 2	0- 0	0- 0	HOME	1- 1	1- 1	5- 0				
2- 7	0- 0	0- 0	AWAY	0- 2	0- 2	2- 3				
0- 0	0- 0	0- 0	NEUTRAL	0- 0	0- 0	0- 0				

RPI S	Opponent	Score	RPI S	Opponent	Score	RPI S	Opponent	Score	RPI S	Opponent	Score	Team's RPI: 202
						60	H Belmont	72 79	105	H Saint Louis	76 90	
						67	A Oklahoma St.	58 66	107	A Washington St.	45 92	
						79	A Gonzaga	61 73	121	H Long Beach St.	78 81	
						79	H Gonzaga	56 80	128	A St. Mary's (CA)	59 74	
						85	A BYU	59 76	128	H St. Mary's (CA)	72 57	
						85	H BYU	77 74	141	A San Francisco	73 89	
									141	H San Francisco	72 79	
									158	A Santa Clara	64 71	
									158	H Santa Clara	61 50	
									173	H UC Riverside	72 75	
									215	A Seattle U	62 59	
									217	A San Diego	58 61	
									217	H San Diego	63 55	
									231	H UC Santa Barbara	57 55	
									250	A Pacific	65 52	
									250	H Pacific	75 64	
									264	A San Diego St.	60 53	
									269	A Portland	56 71	
									269	H Portland	69 54	
									304	A Pepperdine	87 78	
									304	H Pepperdine	72 60	
									322	H UC Irvine	58 39	
									346	A Cal St. Fullerton	77 62	
LAST 12 Division I GAMES:												
250	H Pacific	75 64	141	H San Francisco	72 79							
141	A San Francisco	73 89	217	H San Diego	63 55							
304	A Pepperdine	87 78	85	H BYU	77 74							
128	H St. Mary's (CA)	72 57	250	A Pacific	65 52							
269	A Portland	56 71	158	H Santa Clara	61 50							
79	A Gonzaga	61 73	217	A San Diego	58 61							

Non-Div I Games:

Loyola Marymount

■ Loss, 
■ Non-Conf, 
■ S Site, 
■ H Home 
■ A Away 
N Neutral

## Maine

Through Games Of March 1, 2017

Average RPI Win:	216	WON-LOST	WINNING	LAST 10	STRENGTH OF	OPP. STRENGTH	TEAM	ADJ.	CONF.	ADJ CONF.
Average RPI Loss:	118	RECORD	PCT. RANK	GAMES	SCHEDULE	OF SCHEDULE	RPI	RPI	RPI	RPI
DIV. I ONLY	16- 15	171	6- 4	129	133	138	138	22	22	
DIV. I NON-CONF.	7- 8	181	0- 0	77	31	98	98	22	22	
TOTALS	RPI 1-25	RPI 26-50	W-L RECORDS	RPI 51-100	RPI 101-150	RPI 150+				
16- 15	0- 3	0- 1	OVERALL	2- 3	1- 2	13- 6				
10- 2	0- 1	0- 0	HOME	1- 1	1- 0	8- 0				
3- 12	0- 2	0- 1	AWAY	0- 2	0- 2	3- 5				
3- 1	0- 0	0- 0	NEUTRAL	1- 0	0- 0	2- 1				
7- 8	0- 3	0- 1	NON-CONFERENCE	2- 1	0- 1	5- 2				
3- 1	0- 1	0- 0	HOME	1- 0	0- 0	2- 0				
1- 6	0- 2	0- 1	AWAY	0- 1	0- 1	1- 1				
3- 1	0- 0	0- 0	NEUTRAL	1- 0	0- 0	2- 1				
9- 7	0- 0	0- 0	CONFERENCE	0- 2	1- 1	8- 4				
7- 1	0- 0	0- 0	HOME	0- 1	1- 0	6- 0				
2- 6	0- 0	0- 0	AWAY	0- 1	0- 1	2- 4				
0- 0	0- 0	0- 0	NEUTRAL	0- 0	0- 0	0- 0				

RPI 1-25				RPI 26-50				RPI 51-100				RPI 101+ Team's RPI: 138			
RPI	S	Opponent	Score	RPI	S	Opponent	Score	RPI	S	Opponent	Score	RPI	S	Opponent	Score
3	A	South Carolina	42 79	27	A	Harvard	62 69	63	A	Tulane	62 77	108	A	Clemson	61 69
5	H	Mississippi St.	43 87					66	A	New Hampshire	44 50	126	A	Albany (NY)	60 64
18	A	Miami (FL)	51 76					66	H	New Hampshire	57 65	126	H	Albany (NY)	84 71
								76	H	Purdue	67 47	154	H	Northeastern	68 49
								83	N	Chattanooga	49 39	171	A	Boston College	53 64
												179	N	Hampton	49 58
												188	A	Hartford	66 60
												188	H	Hartford	73 62
												199	N	ETSU	61 48
												205	A	UMBC	62 66
												205	H	UMBC	72 40
												207	A	Binghamton	52 58
												207	H	Binghamton	62 49
												225	H	Dartmouth	60 55
												262	A	Stony Brook	41 55
												262	H	Stony Brook	78 71
												263	A	Bryant	77 52
												271	A	Vermont	52 55
												271	H	Vermont	59 43
												326	N	Saint Peter's	59 43
												344	A	UMass Lowell	65 44
												344	H	UMass Lowell	76 50
LAST 12 Division I GAMES:															
207	H	Binghamton	62 49	205	A	UMBC	62 66								
126	A	Albany (NY)	60 64	271	H	Vermont	59 43								
66	H	New Hampshire	57 65	207	A	Binghamton	52 58								
262	H	Stony Brook	78 71	126	H	Albany (NY)	84 71								
344	H	UMass Lowell	76 50	66	A	New Hampshire	44 50								
188	A	Hartford	66 60	188	H	Hartford	73 62								

Non-Div I Games:

Maine

■ Loss, 
 ■ Non-Conf, 
 ■ S Site, 
 ■ Home 
 ■ A Away 
 N Neutral



Average RPI Win: <b>248</b>	WON-LOST	WINNING	LAST 10	STRENGTH OF	OPP. STRENGTH	TEAM	ADJ.	CONF.	ADJ CONF.
Average RPI Loss: <b>162</b>	RECORD	PCT. RANK	GAMES	SCHEDULE	OF SCHEDULE	RPI	RPI	RPI	RPI
DIV. I ONLY	8- 21	288	2- 8	165	252	272	272	18	18
DIV. I NON-CONF.	4- 5	198	0- 0	64	321	143	143	17	17
TOTALS	RPI 1-25	RPI 26-50	W-L RECORDS	RPI 51-100	RPI 101-150	RPI 150+			
8- 21	0- 0	0- 2	OVERALL	0- 3	1- 5	7- 11			
4- 10	0- 0	0- 1	HOME	0- 1	1- 2	3- 6			
4- 11	0- 0	0- 1	AWAY	0- 0	0- 1	4- 0			
0- 0	0- 0	0- 0	NEUTRAL	0- 0	0- 0	0- 0			
4- 5	0- 0	0- 0	NON-CONFERENCE	0- 3	1- 1	3- 1			
2- 2	0- 0	0- 0	HOME	0- 1	1- 0	1- 1			
2- 3	0- 0	0- 0	AWAY	0- 2	0- 1	2- 0			
0- 0	0- 0	0- 0	NEUTRAL	0- 0	0- 0	0- 0			
4- 16	0- 0	0- 2	CONFERENCE	0- 0	0- 4	4- 10			
2- 8	0- 0	0- 1	HOME	0- 0	0- 2	2- 5			
2- 8	0- 0	0- 1	AWAY	0- 0	0- 2	2- 5			
0- 0	0- 0	0- 0	NEUTRAL	0- 0	0- 0	0- 0			

RPI S	Opponent	Score	RPI S	Opponent	Score	RPI S	Opponent	Score	RPI S	Opponent	Score	Team's RPI: 272
41	A Quinnipiac	38 <b>81</b>	41	H Quinnipiac	49 <b>69</b>	66	H New Hampshire	42 <b>59</b>	119	A Fordham	60 <b>63</b>	
						70	A Bucknell	64 <b>69</b>	120	A Rider	64 <b>73</b>	
						92	A Buffalo	39 <b>73</b>	120	H Rider	36 <b>53</b>	
									132	H Yale	63 57	
									150	A Iona	53 <b>70</b>	
									150	H Iona	62 <b>76</b>	
									168	A Fairfield	56 <b>71</b>	
									168	H Fairfield	43 <b>64</b>	
									169	A Siena	62 <b>67</b>	
									169	H Siena	68 66	
									175	A Brown	58 57	
									219	A Monmouth	75 61	
									219	H Monmouth	50 <b>63</b>	
									221	A Marist	76 <b>81</b>	
									221	H Marist	47 <b>62</b>	
									249	A Niagara	42 <b>65</b>	
									249	H Niagara	59 <b>62</b>	
									256	A Canisius	48 <b>58</b>	
									256	H Canisius	57 <b>62</b>	
									262	H Stony Brook	50 <b>55</b>	
									308	H Holy Cross	60 56	
									325	A St. Francis Brooklyn	55 52	
									326	A Saint Peter's	69 65	
									326	H Saint Peter's	57 44	
LAST 12 Division I GAMES:												
221	A Marist	76 <b>81</b>	249	A Niagara	42 <b>65</b>							
219	H Monmouth	50 <b>63</b>	256	A Canisius	48 <b>58</b>							
41	H Quinnipiac	49 <b>69</b>	326	H Saint Peter's	57 44							
219	A Monmouth	75 61	120	A Rider	64 <b>73</b>							
168	H Fairfield	43 <b>64</b>	326	A Saint Peter's	69 65							
169	A Siena	62 <b>67</b>	150	H Iona	62 <b>76</b>							

Non-Div I Games:

Manhattan

■ Loss, 
 ■ Non-Conf, 
 ■ S Site, 
 ■ Home 
 ■ A Away 
 N Neutral

## Marist

Through Games Of March 1, 2017

Average RPI Win: <b>231</b>	WON-LOST	WINNING	LAST 10	STRENGTH OF	OPP. STRENGTH	TEAM	ADJ.	CONF.	ADJ CONF.
Average RPI Loss: <b>167</b>	RECORD	PCT. RANK	GAMES	SCHEDULE	OF SCHEDULE	RPI	RPI	RPI	RPI
DIV. I ONLY	<b>14- 16</b>	<b>195</b>	<b>6- 4</b>	<b>289</b>	<b>157</b>	<b>221</b>	<b>221</b>	<b>18</b>	<b>18</b>
DIV. I NON-CONF.	<b>3- 7</b>	<b>250</b>	<b>0- 0</b>	<b>327</b>	<b>80</b>	<b>306</b>	<b>306</b>	<b>17</b>	<b>17</b>
TOTALS	RPI 1-25	RPI 26-50	W-L RECORDS	RPI 51-100	RPI 101-150	RPI 150+			
14- 16	0- 1	0- 3	OVERALL	0- 0	1- 3	13- 9			
5- 8	0- 1	0- 1	HOME	0- 0	0- 2	5- 4			
8- 6	0- 0	0- 1	AWAY	0- 0	1- 1	7- 4			
1- 2	0- 0	0- 1	NEUTRAL	0- 0	0- 0	1- 1			
3- 7	0- 1	0- 1	NON-CONFERENCE	0- 0	0- 0	3- 5			
1- 2	0- 1	0- 0	HOME	0- 0	0- 0	1- 1			
1- 3	0- 0	0- 0	AWAY	0- 0	0- 0	1- 3			
1- 2	0- 0	0- 1	NEUTRAL	0- 0	0- 0	1- 1			
11- 9	0- 0	0- 2	CONFERENCE	0- 0	1- 3	10- 4			
4- 6	0- 0	0- 1	HOME	0- 0	0- 2	4- 3			
7- 3	0- 0	0- 1	AWAY	0- 0	1- 1	6- 1			
0- 0	0- 0	0- 0	NEUTRAL	0- 0	0- 0	0- 0			

RPI 1-25				RPI 26-50				RPI 51-100				RPI 101+ Team's RPI: 221			
RPI	S	Opponent	Score	RPI	S	Opponent	Score	RPI	S	Opponent	Score	RPI	S	Opponent	Score
22	H	Creighton	50 <b>72</b>	38	N	Auburn	51 <b>52</b>					120	A	Rider	46 <b>65</b>
				41	A	Quinnipiac	57 <b>79</b>					120	H	Rider	56 <b>69</b>
				41	H	Quinnipiac	36 <b>70</b>					150	A	Iona	68 62
												150	H	Iona	37 <b>48</b>
												163	N	East Carolina	68 <b>70</b>
												168	A	Fairfield	68 62
												168	H	Fairfield	71 55
												169	A	Siena	70 59
												169	H	Siena	68 <b>69</b>
												189	A	Hofstra	42 <b>62</b>
												209	H	Seton Hall	63 <b>76</b>
												219	A	Monmouth	69 <b>79</b>
												219	H	Monmouth	76 66
												220	H	Boston U.	76 57
												225	A	Dartmouth	66 61
												249	A	Niagara	60 58
												249	H	Niagara	53 <b>68</b>
												256	A	Canisius	85 74
												256	H	Canisius	67 60
												272	A	Manhattan	62 47
												272	H	Manhattan	81 76
												281	N	N.C. A&T	69 64
												300	A	Rhode Island	61 <b>82</b>
												308	A	Holy Cross	46 <b>50</b>
												326	A	Saint Peter's	66 58
												326	H	Saint Peter's	69 <b>73</b>
LAST 12 Division I GAMES:															
272	H	Manhattan	81 76	41	A	Quinnipiac	57 <b>79</b>								
41	H	Quinnipiac	36 <b>70</b>	326	A	Saint Peter's	66 58								
219	H	Monmouth	76 66	169	A	Siena	70 59								
168	A	Fairfield	68 62	256	H	Canisius	67 60								
120	A	Rider	46 <b>65</b>	150	H	Iona	37 <b>48</b>								
249	H	Niagara	53 <b>68</b>	169	H	Siena	68 <b>69</b>								

Non-Div I Games:

Marist

■ Loss, 
 ■ Non-Conf, S Site, 
 ■ Home 
 ■ Away 
 N Neutral

Average RPI Win:	147	WON-LOST	WINNING	LAST 10	STRENGTH OF	OPP. STRENGTH	TEAM	ADJ.	CONF.	ADJ CONF.
Average RPI Loss:	80	RECORD	PCT. RANK	GAMES	SCHEDULE	OF SCHEDULE	RPI	RPI	RPI	RPI
DIV. I ONLY	22- 7	36	7- 3	66	76	36	36	7	7	
DIV. I NON-CONF.	9- 2	37	0- 0	81	108	43	43	7	7	
TOTALS	RPI 1-25	RPI 26-50	W-L RECORDS	RPI 51-100	RPI 101-150	RPI 150+				
22- 7	3- 2	1- 1	OVERALL	5- 2	1- 0	12- 2				
13- 3	1- 1	1- 1	HOME	3- 1	1- 0	7- 0				
9- 3	2- 1	0- 0	AWAY	2- 1	0- 0	5- 1				
0- 1	0- 0	0- 0	NEUTRAL	0- 0	0- 0	0- 1				
9- 2	1- 0	1- 1	NON-CONFERENCE	1- 0	1- 0	5- 1				
6- 1	0- 0	1- 1	HOME	1- 0	1- 0	3- 0				
3- 0	1- 0	0- 0	AWAY	0- 0	0- 0	2- 0				
0- 1	0- 0	0- 0	NEUTRAL	0- 0	0- 0	0- 1				
13- 5	2- 2	0- 0	CONFERENCE	4- 2	0- 0	7- 1				
7- 2	1- 1	0- 0	HOME	2- 1	0- 0	4- 0				
6- 3	1- 1	0- 0	AWAY	2- 1	0- 0	3- 1				
0- 0	0- 0	0- 0	NEUTRAL	0- 0	0- 0	0- 0				

RPI 1-25				RPI 26-50				Team's RPI: 36				RPI 51-100				RPI 101+			
RPI	S	Opponent	Score	RPI	S	Opponent	Score	RPI	S	Opponent	Score	RPI	S	Opponent	Score	RPI	S	Opponent	Score
6	A	Oregon St.	74 73	29	H	Green Bay	63 78	57	A	Villanova	77 71	142	H	New Mexico	62 52				
16	A	DePaul	102 101	31	H	Arizona St.	75 63	57	H	Villanova	62 53	152	H	Milwaukee	85 74				
16	H	DePaul	96 81					64	A	Georgetown	84 77	158	N	Santa Clara	62 65				
22	A	Creighton	77 80					64	H	Georgetown	80 70	186	A	Providence	64 66				
22	H	Creighton	63 83					68	H	Western Ill.	77 61	186	H	Providence	79 74				
								73	A	St. John's (NY)	64 70	190	A	Xavier	86 71				
								73	H	St. John's (NY)	72 82	190	H	Xavier	85 61				
												209	A	Seton Hall	83 77				
												209	H	Seton Hall	103 60				
												210	A	Wisconsin	81 75				
												229	H	Saint Francis (PA)	104 91				
												250	A	Pacific	89 75				
												266	A	Butler	72 66				
												266	H	Butler	91 53				
												345	H	Longwood	87 37				
LAST 12 Division I GAMES:																			
				57	H	Villanova	62 53					209	H	Seton Hall	103 60				
				64	H	Georgetown	80 70					22	A	Creighton	77 80				
				16	H	DePaul	96 81					186	A	Providence	64 66				
				190	A	Xavier	86 71					16	A	DePaul	102 101				
				266	A	Butler	72 66					266	H	Butler	91 53				
				73	H	St. John's (NY)	72 82					190	H	Xavier	85 61				

Non-Div I Games:

Marquette

Average RPI Win:	282	WON-LOST	WINNING	LAST 10	STRENGTH OF	OPP. STRENGTH	TEAM	ADJ.	CONF.	ADJ CONF.
Average RPI Loss:	128	RECORD	PCT. RANK	GAMES	SCHEDULE	OF SCHEDULE	RPI	RPI	RPI	RPI
DIV. I ONLY	10- 15	232	1- 9	252	170	260	260	14	14	
DIV. I NON-CONF.	6- 3	97	0- 0	342	318	219	219	16	16	
TOTALS	RPI 1-25	RPI 26-50	W-L RECORDS	RPI 51-100	RPI 101-150	RPI 150+				
10- 15	0- 0	0- 2	OVERALL	0- 3	0- 7	10- 3				
7- 6	0- 0	0- 1	HOME	0- 1	0- 4	7- 0				
2- 8	0- 0	0- 1	AWAY	0- 2	0- 3	2- 2				
1- 1	0- 0	0- 0	NEUTRAL	0- 0	0- 0	1- 1				
6- 3	0- 0	0- 0	NON-CONFERENCE	0- 1	0- 1	6- 1				
4- 0	0- 0	0- 0	HOME	0- 0	0- 0	4- 0				
1- 2	0- 0	0- 0	AWAY	0- 1	0- 1	1- 0				
1- 1	0- 0	0- 0	NEUTRAL	0- 0	0- 0	1- 1				
4- 12	0- 0	0- 2	CONFERENCE	0- 2	0- 6	4- 2				
3- 6	0- 0	0- 1	HOME	0- 1	0- 4	3- 0				
1- 6	0- 0	0- 1	AWAY	0- 1	0- 2	1- 2				
0- 0	0- 0	0- 0	NEUTRAL	0- 0	0- 0	0- 0				

RPI S	Opponent	Score	RPI S	Opponent	Score	RPI S	Opponent	Score	RPI S	Opponent	Score	Team's RPI: 260
43	A Western Ky.	57 73	43	H Western Ky.	64 78	71	A Penn St.	80 82	112	A North Carolina	53 75	
						75	A Middle Tenn.	69 94	116	A Charlotte	77 93	
						75	H Middle Tenn.	63 72	116	H Charlotte	75 89	
									117	A Old Dominion	69 73	
									117	H Old Dominion	85 94	
									127	H Southern Miss.	78 82	
									143	H Louisiana Tech	54 72	
									182	A UAB	55 71	
									182	H UAB	61 58	
									194	A UTSA	88 81	
									201	A Illinois	55 53	
									257	H Coastal Caro.	84 66	
									283	N Prairie View	68 78	
									301	A UTEP	74 84	
									305	H FIU	70 52	
									330	H Florida A&M	77 67	
									333	H Morgan St.	62 43	
									336	H Fla. Atlantic	76 53	
									337	N Sam Houston St.	73 50	
									345	H Longwood	70 50	
LAST 12 Division I GAMES:												
116	H Charlotte	75 89	127	H Southern Miss.	78 82							
117	H Old Dominion	85 94	301	A UTEP	74 84							
75	A Middle Tenn.	69 94	194	A UTSA	88 81							
182	A UAB	55 71	43	A Western Ky.	57 73							
43	H Western Ky.	64 78	182	H UAB	61 58							
143	H Louisiana Tech	54 72	75	H Middle Tenn.	63 72							

Non-Div I Games: Me.-Fort Kent 136 62 Bluefield Col. 77 35

Marshall

Loss, Non-Conf, S Site, H Home A Away N Neutral

Maryland

Through Games Of March 1, 2017

Average RPI Win:	151	WON-LOST	WINNING	LAST 10	STRENGTH OF	OPP. STRENGTH	TEAM	ADJ.	CONF.	ADJ CONF.
Average RPI Loss:	13	RECORD	PCT. RANK	GAMES	SCHEDULE	OF SCHEDULE	RPI	RPI	RPI	RPI
DIV. I ONLY	27- 2	3	9- 1	132	48	21	21	6	6	
DIV. I NON-CONF.	12- 1	7	0- 0	229	62	55	55	6	6	
TOTALS	RPI 1-25	RPI 26-50	W-L RECORDS	RPI 51-100	RPI 101-150	RPI 150+				
27- 2	1- 2	4- 0	OVERALL	7- 0	2- 0	13- 0				
14- 1	0- 1	1- 0	HOME	4- 0	0- 0	9- 0				
11- 1	1- 1	2- 0	AWAY	3- 0	1- 0	4- 0				
2- 0	0- 0	1- 0	NEUTRAL	0- 0	1- 0	0- 0				
12- 1	1- 1	1- 0	NON-CONFERENCE	0- 0	2- 0	8- 0				
6- 1	0- 1	0- 0	HOME	0- 0	0- 0	6- 0				
4- 0	1- 0	0- 0	AWAY	0- 0	1- 0	2- 0				
2- 0	0- 0	1- 0	NEUTRAL	0- 0	1- 0	0- 0				
15- 1	0- 1	3- 0	CONFERENCE	7- 0	0- 0	5- 0				
8- 0	0- 0	1- 0	HOME	4- 0	0- 0	3- 0				
7- 1	0- 1	2- 0	AWAY	3- 0	0- 0	2- 0				
0- 0	0- 0	0- 0	NEUTRAL	0- 0	0- 0	0- 0				

RPI 1-25				RPI 26-50				RPI 51-100				RPI 101+			
RPI	S	Opponent	Score	RPI	S	Opponent	Score	RPI	S	Opponent	Score	RPI	S	Opponent	Score
1	H	UConn	81 87	31	N	Arizona St.	83 42	51	A	Iowa	98 82	107	N	Washington St.	79 69
12	A	Louisville	78 72	39	H	Michigan	83 70	51	H	Iowa	100 81	136	A	Duquesne	77 57
24	A	Ohio St.	87 98	45	A	Indiana	92 56	71	H	Penn St.	89 83	197	A	Nebraska	93 49
				46	A	Michigan St.	89 72	72	H	Northwestern	96 65	201	A	Illinois	94 49
								76	A	Purdue	85 70	201	H	Illinois	84 59
								80	A	Minnesota	83 72	204	H	Towson	97 63
								80	H	Minnesota	93 60	205	H	UMBC	92 42
												210	H	Wisconsin	89 40
												223	H	Rutgers	80 71
												248	H	UMES	106 61
												249	A	Niagara	96 64
												270	A	Loyola Maryland	79 60
												291	H	Mt. St. Mary's	106 42
												326	H	Saint Peter's	101 49
												344	H	UMass Lowell	100 44
LAST 12 Division I GAMES:															
80	H	Minnesota	93 60	76	A	Purdue	85 70								
24	A	Ohio St.	87 98	51	H	Iowa	100 81								
210	H	Wisconsin	89 40	201	A	Illinois	94 49								
46	A	Michigan St.	89 72	223	H	Rutgers	80 71								
201	H	Illinois	84 59	39	H	Michigan	83 70								
45	A	Indiana	92 56	51	A	Iowa	98 82								

Non-Div I Games:

Maryland

Loss, Non-Conf, S Site, H Home A Away N Neutral

## Massachusetts

Through Games Of March 1, 2017

Average RPI Win:	278	WON-LOST	WINNING	LAST 10	STRENGTH OF	OPP. STRENGTH	TEAM	ADJ.	CONF.	ADJ CONF.
Average RPI Loss:	160	RECORD	PCT. RANK	GAMES	SCHEDULE	OF SCHEDULE	RPI	RPI	RPI	RPI
DIV. I ONLY	8- 21	288	1- 9	270	171	306	306	12	12	
DIV. I NON-CONF.	5- 7	205	1- 0	311	274	268	268	12	12	
TOTALS	RPI 1-25	RPI 26-50	W-L RECORDS	RPI 51-100	RPI 101-150	RPI 150+				
8- 21	0- 0	0- 2	OVERALL	0- 3	1- 5	7- 11				
6- 6	0- 0	0- 1	HOME	0- 0	1- 1	5- 4				
1- 14	0- 0	0- 0	AWAY	0- 0	0- 2	1- 2				
1- 1	0- 0	0- 0	NEUTRAL	0- 1	0- 0	1- 0				
5- 7	0- 0	0- 0	NON-CONFERENCE	0- 3	0- 0	5- 4				
4- 0	0- 0	0- 0	HOME	0- 0	0- 0	4- 0				
0- 6	0- 0	0- 0	AWAY	0- 2	0- 0	0- 4				
1- 1	0- 0	0- 0	NEUTRAL	0- 1	0- 0	1- 0				
3- 14	0- 0	0- 2	CONFERENCE	0- 0	1- 5	2- 7				
2- 6	0- 0	0- 1	HOME	0- 0	1- 1	1- 4				
1- 8	0- 0	0- 1	AWAY	0- 0	0- 4	1- 3				
0- 0	0- 0	0- 0	NEUTRAL	0- 0	0- 0	0- 0				

RPI 1-25			RPI 26-50			RPI 51-100			RPI 101+			Team's RPI: 306	
RPI	S	Opponent	Score	RPI	S	Opponent	Score	RPI	S	Opponent	Score		
44	A	Dayton	65 77	51	A	Iowa	30 71	105	A	Saint Louis	51 91		
47	H	George Washington	54 60	82	N	Drexel	47 65	105	H	Saint Louis	60 81		
				92	A	Buffalo	47 61	110	A	Saint Joseph's	50 81		
								119	A	Fordham	43 74		
								136	H	Duquesne	75 67		
								140	A	VCU	52 55		
								165	A	La Salle	64 68		
								165	H	La Salle	52 57		
								188	A	Hartford	56 75		
								189	A	Hofstra	55 71		
								193	H	George Mason	55 66		
								220	A	Boston U.	60 64		
								230	A	Richmond	45 56		
								240	H	St. Bonaventure	38 55		
								263	H	Bryant	68 62		
								275	A	Davidson	61 60		
								275	H	Davidson	59 63		
								298	H	North Dakota St.	70 58		
								300	A	Rhode Island	50 53		
								300	H	Rhode Island	68 67		
								305	A	FIU	57 58		
								308	H	Holy Cross	69 66		
								318	H	Central Conn. St.	76 37		
								328	N	Montana	59 58		
LAST 12 Division I GAMES:													
105	A	Saint Louis	51 91	275	H	Davidson	59 63						
328	N	Montana	59 58	105	H	Saint Louis	60 81						
300	A	Rhode Island	50 53	140	A	VCU	52 55						
165	H	La Salle	52 57	165	A	La Salle	64 68						
230	A	Richmond	45 56	47	H	George Washington	54 60						
119	A	Fordham	43 74	240	H	St. Bonaventure	38 55						

Non-Div I Games: Merrimack 73 44

Massachusetts

■ Loss, 
 ■ Non-Conf, S Site, 
 ■ Home 
 ■ Away 
 N Neutral

Average RPI Win: <b>322</b>	WON-LOST	WINNING	LAST 10	STRENGTH OF	OPP. STRENGTH	TEAM	ADJ.	CONF.	ADJ CONF.
Average RPI Loss: <b>160</b>	RECORD	PCT. RANK	GAMES	SCHEDULE	OF SCHEDULE	RPI	RPI	RPI	RPI
DIV. I ONLY	8- 15	253	3- 7	301	282	292	292	27	27
DIV. I NON-CONF.	1- 6	310	0- 0	242	88	310	310	27	27
TOTALS	RPI 1-25	RPI 26-50	W-L RECORDS	RPI 51-100	RPI 101-150	RPI 150+			
8- 15	0- 0	0- 0	OVERALL	0- 2	0- 7	8- 6			
5- 5	0- 0	0- 0	HOME	0- 1	0- 2	5- 2			
3- 8	0- 0	0- 0	AWAY	0- 1	0- 4	3- 3			
0- 2	0- 0	0- 0	NEUTRAL	0- 0	0- 1	0- 1			
1- 6	0- 0	0- 0	NON-CONFERENCE	0- 1	0- 3	1- 2			
0- 2	0- 0	0- 0	HOME	0- 0	0- 1	0- 1			
1- 2	0- 0	0- 0	AWAY	0- 1	0- 1	1- 0			
0- 2	0- 0	0- 0	NEUTRAL	0- 0	0- 1	0- 1			
7- 9	0- 0	0- 0	CONFERENCE	0- 1	0- 4	7- 4			
5- 3	0- 0	0- 0	HOME	0- 1	0- 1	5- 1			
2- 6	0- 0	0- 0	AWAY	0- 0	0- 3	2- 3			
0- 0	0- 0	0- 0	NEUTRAL	0- 0	0- 0	0- 0			

RPI 1-25			RPI 26-50			RPI 51-100			RPI 101+			Team's RPI: 292			
RPI	S	Opponent	Score	RPI	S	Opponent	Score	RPI	S	Opponent	Score	RPI	S	Opponent	Score
								63	A	Tulane	65 82	104	A	Abilene Christian	65 77
								93	H	SFA	65 96	106	A	Central Ark.	52 67
												106	H	Central Ark.	49 72
												131	N	Alabama	63 84
												135	A	Lamar University	57 79
												143	H	Louisiana Tech	56 66
												149	A	TCU	70 74
												156	N	Pittsburgh	65 71
												157	H	Louisiana	70 77
												211	A	New Orleans	85 92
												211	H	New Orleans	59 71
												290	A	A&M-Corpus Christi	66 77
												295	H	Nicholls St.	59 52
												307	A	Northwestern St.	68 63
												307	H	Northwestern St.	68 52
												327	A	Southeastern La.	86 83
												329	H	Incarnate Word	78 61
												335	A	La.-Monroe	78 52
												337	H	Sam Houston St.	79 56
												341	A	Houston Baptist	68 72
												341	H	Houston Baptist	68 53
LAST 12 Division I GAMES:															
290	A	A&M-Corpus Christi	66 77	106	H	Central Ark.	49 72								
341	A	Houston Baptist	68 72	104	A	Abilene Christian	65 77								
295	H	Nicholls St.	59 52	211	H	New Orleans	59 71								
211	A	New Orleans	85 92	307	H	Northwestern St.	68 52								
329	H	Incarnate Word	78 61	106	A	Central Ark.	52 67								
135	A	Lamar University	57 79	327	A	Southeastern La.	86 83								

Non-Div I Games: LSU-Alexandria 100 66 Louisiana Col. 88 47 Southern-N.O. 94 65 Wiley 72 56  
McNeese

Loss, Non-Conf, S Site, H Home A Away N Neutral

Average RPI Win:	157	WON-LOST	WINNING	LAST 10	STRENGTH OF	OPP. STRENGTH	TEAM	ADJ.	CONF.	ADJ CONF.
Average RPI Loss:	122	RECORD	PCT. RANK	GAMES	SCHEDULE	OF SCHEDULE	RPI	RPI	RPI	RPI
DIV. I ONLY	14- 15	179	6- 4	87	79	144	144	5	5	
DIV. I NON-CONF.	7- 6	157	0- 0	278	183	222	222	5	5	
TOTALS	RPI 1-25	RPI 26-50	W-L RECORDS	RPI 51-100	RPI 101-150	RPI 150+				
14- 15	0- 3	1- 2	OVERALL	2- 2	4- 1	7- 7				
11- 5	0- 1	1- 1	HOME	1- 1	3- 0	6- 2				
3- 9	0- 2	0- 1	AWAY	1- 1	1- 1	1- 4				
0- 1	0- 0	0- 0	NEUTRAL	0- 0	0- 0	0- 1				
7- 6	0- 0	0- 1	NON-CONFERENCE	0- 0	2- 0	5- 5				
6- 2	0- 0	0- 1	HOME	0- 0	2- 0	4- 1				
1- 3	0- 0	0- 0	AWAY	0- 0	0- 0	1- 3				
0- 1	0- 0	0- 0	NEUTRAL	0- 0	0- 0	0- 1				
7- 9	0- 3	1- 1	CONFERENCE	2- 2	2- 1	2- 2				
5- 3	0- 1	1- 0	HOME	1- 1	1- 0	2- 1				
2- 6	0- 2	0- 1	AWAY	1- 1	1- 1	0- 1				
0- 0	0- 0	0- 0	NEUTRAL	0- 0	0- 0	0- 0				

RPI	S	Opponent	Score	RPI	S	Opponent	Score	RPI	S	Opponent	Score	RPI	S	Opponent	Score	Team's RPI: 144
1	A	UConn	48 91	34	A	South Fla.	49 79	63	A	Tulane	55 52	103	H	Vanderbilt	75 59	
17	A	Temple	51 66	34	H	South Fla.	62 57	63	H	Tulane	57 56	111	A	UCF	65 62	
17	H	Temple	67 73	49	H	Little Rock	44 54	96	A	SMU	44 53	111	H	UCF	65 59	
								96	H	SMU	39 60	143	H	Louisiana Tech	56 54	
												148	A	Tulsa	52 57	
												161	H	Missouri St.	69 60	
												163	H	East Carolina	72 50	
												164	A	Cincinnati	57 68	
												164	H	Cincinnati	59 66	
												167	N	Arkansas	61 91	
												170	H	Kansas	58 68	
												176	H	Houston	66 65	
												178	A	Southern Ill.	61 69	
												201	A	Illinois	64 54	
												236	A	Samford	42 48	
												268	H	Southeast Mo. St.	65 63	
												287	A	Nevada	67 75	
												295	H	Nicholls St.	73 62	
												307	H	Northwestern St.	54 38	
LAST 12 Division I GAMES:																
63	H	Tulane	57 56	34	H	South Fla.	62 57									
1	A	UConn	48 91	96	A	SMU	44 53									
96	H	SMU	39 60	111	H	UCF	65 59									
164	A	Cincinnati	57 68	176	H	Houston	66 65									
163	H	East Carolina	72 50	17	A	Temple	51 66									
63	A	Tulane	55 52	34	A	South Fla.	49 79									

Non-Div I Games:

Memphis

■ Loss, 
 ■ Non-Conf, 
 ■ S Site, 
 ■ H Home 
 ■ A Away 
 N Neutral



Average RPI Win:	242	WON-LOST	WINNING	LAST 10	STRENGTH OF	OPP. STRENGTH	TEAM	ADJ.	CONF.	ADJ CONF.
Average RPI Loss:	64	RECORD	PCT. RANK	GAMES	SCHEDULE	OF SCHEDULE	RPI	RPI	RPI	RPI
DIV. I ONLY	20- 5	21	9- 1	293	146	89	89	17	17	
DIV. I NON-CONF.	8- 3	67	0- 0	317	68	124	124	20	20	
TOTALS	RPI 1-25	RPI 26-50	W-L RECORDS	RPI 51-100	RPI 101-150	RPI 150+				
20- 5	0- 1	0- 0	OVERALL	0- 4	0- 0	20- 0				
9- 2	0- 1	0- 0	HOME	0- 1	0- 0	9- 0				
11- 3	0- 0	0- 0	AWAY	0- 3	0- 0	11- 0				
0- 0	0- 0	0- 0	NEUTRAL	0- 0	0- 0	0- 0				
8- 3	0- 1	0- 0	NON-CONFERENCE	0- 2	0- 0	8- 0				
3- 1	0- 1	0- 0	HOME	0- 0	0- 0	3- 0				
5- 2	0- 0	0- 0	AWAY	0- 2	0- 0	5- 0				
0- 0	0- 0	0- 0	NEUTRAL	0- 0	0- 0	0- 0				
12- 2	0- 0	0- 0	CONFERENCE	0- 2	0- 0	12- 0				
6- 1	0- 0	0- 0	HOME	0- 1	0- 0	6- 0				
6- 1	0- 0	0- 0	AWAY	0- 1	0- 0	6- 0				
0- 0	0- 0	0- 0	NEUTRAL	0- 0	0- 0	0- 0				

RPI S	Opponent	Score	RPI S	Opponent	Score	RPI S	Opponent	Score	RPI S	Opponent	Score
11	H Florida St.	40 83				52	A Georgia Tech	50 70	176	A Houston	64 60
						83	A Chattanooga	50 70	183	H Campbell	76 60
						83	H Chattanooga	56 74	199	A ETSU	71 56
						90	A Georgia	64 72	199	H ETSU	72 55
									201	A Illinois	51 33
									212	A UNCG	77 64
									212	H UNCG	58 47
									227	A Ga. Southern	77 56
									236	A Samford	76 68
									236	H Samford	59 49
									238	A Wofford	61 46
									238	H Wofford	54 39
									244	A Furman	68 47
									244	H Furman	76 52
									275	A Davidson	67 60
									276	H Kennesaw St.	61 46
									279	A Western Caro.	59 57
									279	H Western Caro.	84 53
									336	H Fla. Atlantic	74 57
									342	A Winthrop	71 48
LAST 12 Division I GAMES:											
236	A Samford	76 68	83	A Chattanooga	50 70						
244	A Furman	68 47	236	H Samford	59 49						
238	A Wofford	61 46	238	H Wofford	54 39						
212	H UNCG	58 47	244	H Furman	76 52						
279	H Western Caro.	84 53	279	A Western Caro.	59 57						
199	A ETSU	71 56	212	A UNCG	77 64						

Non-Div I Games: West Ga. 67 36 Paine 93 50 Emmanuel (GA) 84 70

Mercer

Loss, Non-Conf, S Site, H Home A Away N Neutral

Average RPI Win: 131		WON-LOST	WINNING	LAST 10	STRENGTH OF		OPP. STRENGTH	TEAM	ADJ.	CONF.	ADJ CONF.
Average RPI Loss: 13		RECORD	PCT. RANK	GAMES	SCHEDULE		OF SCHEDULE	RPI	RPI	RPI	RPI
DIV. I ONLY		21- 7	44	7- 3	30		25	18	18	3	3
DIV. I NON-CONF.		11- 1	12	0- 0	134		56	17	17	4	4
TOTALS		RPI 1-25	RPI 26-50		W-L RECORDS		RPI 51-100	RPI 101-150		RPI 150+	
21- 7	1- 6	1- 1		OVERALL		6- 0	7- 0		6- 0		
13- 2	0- 2	0- 0		HOME		3- 0	6- 0		4- 0		
7- 5	1- 4	1- 1		AWAY		3- 0	0- 0		2- 0		
1- 0	0- 0	0- 0		NEUTRAL		0- 0	1- 0		0- 0		
11- 1	1- 1	0- 0		NON-CONFERENCE		1- 0	5- 0		4- 0		
7- 0	0- 0	0- 0		HOME		0- 0	4- 0		3- 0		
3- 1	1- 1	0- 0		AWAY		1- 0	0- 0		1- 0		
1- 0	0- 0	0- 0		NEUTRAL		0- 0	1- 0		0- 0		
10- 6	0- 5	1- 1		CONFERENCE		5- 0	2- 0		2- 0		
6- 2	0- 2	0- 0		HOME		3- 0	2- 0		1- 0		
4- 4	0- 3	1- 1		AWAY		2- 0	0- 0		1- 0		
0- 0	0- 0	0- 0		NEUTRAL		0- 0	0- 0		0- 0		

RPI S	Opponent	Score	RPI S	Opponent	Score	RPI S	Opponent	Score	RPI S	Opponent	Score
2	H Notre Dame	55 67	30	A Syracuse	48 81	52	H Georgia Tech	75 70	102	H Texas Tech	74 56
9	A Duke	70 83	33	A North Carolina St.	67 64	54	H Virginia	63 52	108	H Clemson	81 57
11	A Florida St.	71 80				73	A St. John's (NY)	62 50	112	H North Carolina	100 88
11	H Florida St.	66 81				77	A Wake Forest	79 56	116	H Charlotte	80 46
12	A Louisville	59 63				98	A Virginia Tech	79 69	117	H Old Dominion	66 56
14	A Kentucky	66 82				98	H Virginia Tech	82 75	126	N Albany (NY)	77 53
24	A Ohio St.	94 89							138	H Maine	76 51
									156	A Pittsburgh	82 50
									171	H Boston College	58 51
									198	H Grambling	89 61
									282	H Coppin St.	75 35
									305	A FIU	69 49
									320	H Loyola Chicago	81 43
LAST 12 Division I GAMES:											
52	H Georgia Tech	75 70	77	A Wake Forest	79 56						
98	A Virginia Tech	79 69	171	H Boston College	58 51						
9	A Duke	70 83	112	H North Carolina	100 88						
108	H Clemson	81 57	30	A Syracuse	48 81						
54	H Virginia	63 52	12	A Louisville	59 63						
11	A Florida St.	71 80	98	H Virginia Tech	82 75						

Non-Div I Games:

Miami (FL)

■ Loss, 
 ■ Non-Conf, S Site, 
 ■ Home 
 ■ Away 
 N Neutral

Average RPI Win:	275	WON-LOST	WINNING	LAST 10	STRENGTH OF	OPP. STRENGTH	TEAM	ADJ.	CONF.	ADJ CONF.
Average RPI Loss:	121	RECORD	PCT. RANK	GAMES	SCHEDULE	OF SCHEDULE	RPI	RPI	RPI	RPI
DIV. I ONLY	8- 20	284	3- 7	122	182	237	237	10	10	
DIV. I NON-CONF.	4- 7	224	0- 0	199	332	240	240	11	11	
TOTALS	RPI 1-25	RPI 26-50	W-L RECORDS	RPI 51-100	RPI 101-150	RPI 150+				
8- 20	0- 0	0- 1	OVERALL	0- 8	0- 4	8- 7				
2- 10	0- 0	0- 0	HOME	0- 4	0- 2	2- 4				
4- 8	0- 0	0- 1	AWAY	0- 4	0- 2	4- 1				
2- 2	0- 0	0- 0	NEUTRAL	0- 0	0- 0	2- 2				
4- 7	0- 0	0- 0	NON-CONFERENCE	0- 1	0- 1	4- 5				
0- 3	0- 0	0- 0	HOME	0- 1	0- 0	0- 2				
2- 2	0- 0	0- 0	AWAY	0- 0	0- 1	2- 1				
2- 2	0- 0	0- 0	NEUTRAL	0- 0	0- 0	2- 2				
4- 13	0- 0	0- 1	CONFERENCE	0- 7	0- 3	4- 2				
2- 7	0- 0	0- 0	HOME	0- 3	0- 2	2- 2				
2- 6	0- 0	0- 1	AWAY	0- 4	0- 1	2- 0				
0- 0	0- 0	0- 0	NEUTRAL	0- 0	0- 0	0- 0				

RPI S	Opponent	Score	RPI S	Opponent	Score	RPI S	Opponent	Score	RPI S	Opponent	Score	Team's RPI: 237
			35 A	Central Mich.	61 80	53 A	Ohio	63 77	101 A	Kent St.	66 84	
						53 H	Ohio	62 79	101 H	Kent St.	51 78	
						59 H	IUPUI	53 65	115 H	Ball St.	60 81	
						69 A	Toledo	50 64	134 A	Wright St.	57 65	
						86 A	Northern Ill.	76 89	164 H	Cincinnati	43 49	
						86 H	Northern Ill.	61 63	165 N	La Salle	70 79	
						92 A	Buffalo	45 71	184 H	Western Mich.	60 85	
						92 H	Buffalo	51 68	185 A	Morehead St.	43 77	
									186 N	Providence	59 75	
									213 H	Indiana St.	54 62	
									239 H	Bowling Green	59 61	
									241 A	Akron	66 62	
									241 H	Akron	54 49	
									253 A	Austin Peay	73 58	
									285 A	Northern Ky.	60 50	
									286 N	Eastern Ky.	65 54	
									289 A	Eastern Mich.	79 63	
									289 H	Eastern Mich.	72 61	
									317 N	Fort Wayne	69 47	
LAST 12 Division I GAMES:												
			101 H	Kent St.	51 78		241 H	Akron	54 49			
			53 A	Ohio	63 77		115 H	Ball St.	60 81			
			241 A	Akron	66 62		101 A	Kent St.	66 84			
			239 H	Bowling Green	59 61		53 H	Ohio	62 79			
			86 H	Northern Ill.	61 63		86 A	Northern Ill.	76 89			
			289 A	Eastern Mich.	79 63		35 A	Central Mich.	61 80			

Non-Div I Games: Cedarville 70 57 Northwood 64 49

Miami (OH)

Loss, Non-Conf, S Site, H Home A Away N Neutral

## Michigan

Through Games Of March 1, 2017

Average RPI Win:	164	WON-LOST	WINNING	LAST 10	STRENGTH OF	OPP. STRENGTH	TEAM	ADJ.	CONF.	ADJ CONF.
Average RPI Loss:	52	RECORD	PCT. RANK	GAMES	SCHEDULE	OF SCHEDULE	RPI	RPI	RPI	RPI
DIV. I ONLY	22- 8	54	7- 3	94	72	39	39	6	6	
DIV. I NON-CONF.	11- 3	53	0- 0	128	127	49	49	6	6	
TOTALS	RPI 1-25	RPI 26-50	W-L RECORDS	RPI 51-100	RPI 101-150	RPI 150+				
22- 8	0- 4	1- 2	OVERALL	7- 1	1- 0	13- 1				
14- 1	0- 0	1- 1	HOME	4- 0	1- 0	8- 0				
6- 6	0- 3	0- 1	AWAY	2- 1	0- 0	4- 1				
2- 1	0- 1	0- 0	NEUTRAL	1- 0	0- 0	1- 0				
11- 3	0- 2	0- 0	NON-CONFERENCE	3- 0	1- 0	7- 1				
7- 0	0- 0	0- 0	HOME	1- 0	1- 0	5- 0				
2- 2	0- 1	0- 0	AWAY	1- 0	0- 0	1- 1				
2- 1	0- 1	0- 0	NEUTRAL	1- 0	0- 0	1- 0				
11- 5	0- 2	1- 2	CONFERENCE	4- 1	0- 0	6- 0				
7- 1	0- 0	1- 1	HOME	3- 0	0- 0	3- 0				
4- 4	0- 2	0- 1	AWAY	1- 1	0- 0	3- 0				
0- 0	0- 0	0- 0	NEUTRAL	0- 0	0- 0	0- 0				

RPI 1-25				RPI 26-50				Team's RPI: 39	RPI 51-100				RPI 101+			
RPI	S	Opponent	Score	RPI	S	Opponent	Score		RPI	S	Opponent	Score	RPI	S	Opponent	Score
10	A	UCLA	64 84	45	A	Indiana	61 72		51	H	Iowa	72 70	145	H	Oakland	101 63
11	N	Florida St.	62 76	45	H	Indiana	78 74		52	A	Georgia Tech	92 52	184	H	Western Mich.	66 40
21	A	Maryland	70 83	46	H	Michigan St.	68 86		53	H	Ohio	69 46	190	A	Xavier	58 61
24	A	Ohio St.	87 96						71	A	Penn St.	75 76	191	H	American	82 33
									72	H	Northwestern	80 54	197	A	Nebraska	84 51
									76	A	Purdue	72 62	197	H	Nebraska	88 60
									79	N	Gonzaga	78 66	201	A	Illinois	86 70
									80	H	Minnesota	84 69	210	A	Wisconsin	73 56
													210	H	Wisconsin	75 66
													218	H	Howard	109 41
													223	H	Rutgers	63 50
													249	H	Niagara	107 35
													264	A	San Diego St.	92 57
													271	H	Vermont	78 56
													342	N	Winthrop	76 39
LAST 12 Division I GAMES:																
71	A	Penn St.	75 76	51	H	Iowa	72 70		201	A	Illinois	86 70				
197	H	Nebraska	88 60	72	H	Northwestern	80 54		197	A	Nebraska	84 51				
46	H	Michigan St.	68 86	21	A	Maryland	70 83		80	H	Minnesota	84 69				
45	A	Indiana	61 72													
210	H	Wisconsin	75 66													
76	A	Purdue	72 62													

Non-Div I Games:

Michigan

■ Loss, 
 ■ Non-Conf, 
 ■ S Site, 
 ■ H Home 
 ■ A Away 
 N Neutral

Average RPI Win:	140	WON-LOST	WINNING	LAST 10	STRENGTH OF	OPP. STRENGTH	TEAM	ADJ.	CONF.	ADJ CONF.
Average RPI Loss:	79	RECORD	PCT. RANK	GAMES	SCHEDULE	OF SCHEDULE	RPI	RPI	RPI	RPI
DIV. I ONLY	19- 10	90	6- 4	59	54	46	46	6	6	
DIV. I NON-CONF.	10- 3	54	0- 0	53	77	30	30	6	6	
TOTALS	RPI 1-25	RPI 26-50	W-L RECORDS	RPI 51-100	RPI 101-150	RPI 150+				
19- 10	1- 2	3- 2	OVERALL	4- 4	2- 0	9- 2				
11- 3	1- 2	1- 0	HOME	3- 1	1- 0	5- 0				
7- 7	0- 0	2- 2	AWAY	1- 3	0- 0	4- 2				
1- 0	0- 0	0- 0	NEUTRAL	0- 0	1- 0	0- 0				
10- 3	0- 1	1- 2	NON-CONFERENCE	1- 0	2- 0	6- 0				
5- 1	0- 1	0- 0	HOME	1- 0	1- 0	3- 0				
4- 2	0- 0	1- 2	AWAY	0- 0	0- 0	3- 0				
1- 0	0- 0	0- 0	NEUTRAL	0- 0	1- 0	0- 0				
9- 7	1- 1	2- 0	CONFERENCE	3- 4	0- 0	3- 2				
6- 2	1- 1	1- 0	HOME	2- 1	0- 0	2- 0				
3- 5	0- 0	1- 0	AWAY	1- 3	0- 0	1- 2				
0- 0	0- 0	0- 0	NEUTRAL	0- 0	0- 0	0- 0				

RPI 1-25				RPI 26-50				Team's RPI: 46				RPI 51-100				RPI 101+			
RPI	S	Opponent	Score	RPI	S	Opponent	Score	RPI	S	Opponent	Score	RPI	S	Opponent	Score	RPI	S	Opponent	Score
2	H	Notre Dame	61 79	30	A	Syracuse	64 75	51	A	Iowa	83 87	132	N	Delaware	81 64				
21	H	Maryland	72 89	39	A	Michigan	86 68	71	H	Penn St.	73 64	145	H	Oakland	81 74				
24	H	Ohio St.	94 75	41	A	Quinnipiac	71 54	72	A	Northwestern	65 76	154	H	Northeastern	78 44				
				42	A	Oregon	55 88	76	A	Purdue	54 66	162	A	CSUN	63 59				
				45	H	Indiana	69 60	76	H	Purdue	66 76	184	A	Western Mich.	68 64				
								80	A	Minnesota	93 74	197	A	Nebraska	74 76				
								80	H	Minnesota	85 69	197	H	Nebraska	93 73				
								88	H	Wyoming	63 51	201	H	Illinois	71 47				
												210	A	Wisconsin	81 57				
												223	A	Rutgers	58 62				
												226	H	Southern U.	70 55				
												275	H	Davidson	70 34				
												300	A	Rhode Island	85 48				
LAST 12 Division I GAMES:																			
197	A	Nebraska	74 76	45	H	Indiana	69 60	80	A	Minnesota	93 74								
71	H	Penn St.	73 64	210	A	Wisconsin	81 57	76	H	Purdue	66 76								
39	A	Michigan	86 68	72	A	Northwestern	65 76	72	A	Northwestern	65 76								
80	H	Minnesota	85 69	223	A	Rutgers	58 62												
21	H	Maryland	72 89																
51	A	Iowa	83 87																

Non-Div I Games:

Michigan St.

■ Loss, 
■ Non-Conf, 
■ S Site, 
■ H Home 
■ A Away 
N Neutral

Average RPI Win: 196		WON-LOST	WINNING	LAST 10	STRENGTH OF	OPP. STRENGTH	TEAM	ADJ.	CONF.	ADJ CONF.
Average RPI Loss: 48		RECORD	PCT. RANK	GAMES	SCHEDULE	OF SCHEDULE	RPI	RPI	RPI	RPI
DIV. I ONLY		18- 9	87	8- 2	72	91	75	75	14	14
DIV. I NON-CONF.		5- 6	186	0- 0	27	4	96	96	16	16
TOTALS	RPI 1-25		RPI 26-50		W-L RECORDS		RPI 51-100		RPI 101-150	RPI 150+
18- 9	0- 2		1- 3		OVERALL		1- 3		3- 1	13- 0
11- 5	0- 1		1- 2		HOME		1- 2		0- 0	9- 0
7- 4	0- 1		0- 1		AWAY		0- 1		3- 1	4- 0
0- 0	0- 0		0- 0		NEUTRAL		0- 0		0- 0	0- 0
5- 6	0- 2		1- 1		NON-CONFERENCE		1- 3		0- 0	3- 0
3- 4	0- 1		1- 1		HOME		1- 2		0- 0	1- 0
2- 2	0- 1		0- 0		AWAY		0- 1		0- 0	2- 0
0- 0	0- 0		0- 0		NEUTRAL		0- 0		0- 0	0- 0
13- 3	0- 0		0- 2		CONFERENCE		0- 0		3- 1	10- 0
8- 1	0- 0		0- 1		HOME		0- 0		0- 0	8- 0
5- 2	0- 0		0- 1		AWAY		0- 0		3- 1	2- 0
0- 0	0- 0		0- 0		NEUTRAL		0- 0		0- 0	0- 0

RPI 1-25				RPI 26-50				RPI 51-100				Team's RPI: 75	RPI 101+			
RPI	S	Opponent	Score	RPI	S	Opponent	Score	RPI	S	Opponent	Score		RPI	S	Opponent	Score
12	H	Louisville	72 91	31	H	Arizona St.	48 69	52	H	Georgia Tech	60 61		116	A	Charlotte	83 81
14	A	Kentucky	48 61	35	H	Central Mich.	79 69	53	H	Ohio	52 73		117	A	Old Dominion	80 63
				43	A	Western Ky.	51 66	54	A	Virginia	51 63		127	A	Southern Miss.	61 81
				43	H	Western Ky.	75 82	63	H	Tulane	62 59		143	A	Louisiana Tech	79 65
													161	A	Missouri St.	71 52
													166	H	Rice	71 61
													181	H	North Texas	60 52
													182	A	UAB	64 61
													182	H	UAB	87 56
													194	H	UTSA	77 63
													253	H	Austin Peay	82 51
													260	A	Marshall	72 63
													260	H	Marshall	94 69
													273	A	Tennessee Tech	73 62
													301	H	UTEP	76 53
													305	H	FIU	95 43
													336	H	Fla. Atlantic	87 69
LAST 12 Division I GAMES:																
				182	H	UAB	87 56	194	H	UTSA	77 63					
				260	H	Marshall	94 69	143	A	Louisiana Tech	79 65					
				43	H	Western Ky.	75 82	127	A	Southern Miss.	61 81					
				116	A	Charlotte	83 81	336	H	Fla. Atlantic	87 69					
				117	A	Old Dominion	80 63	305	H	FIU	95 43					
				301	H	UTEP	76 53	43	A	Western Ky.	51 66					

Non-Div I Games:

Middle Tenn.

Loss, Non-Conf, S Site, H Home A Away N Neutral

Average RPI Win:	256	WON-LOST	WINNING	LAST 10	STRENGTH OF	OPP. STRENGTH	TEAM	ADJ.	CONF.	ADJ CONF.
Average RPI Loss:	123	RECORD	PCT. RANK	GAMES	SCHEDULE	OF SCHEDULE	RPI	RPI	RPI	RPI
DIV. I ONLY	19- 10	90	5- 4	307	200	152	152	19	19	
DIV. I NON-CONF.	8- 3	67	1- 0	334	168	167	167	21	21	
TOTALS	RPI 1-25	RPI 26-50	W-L RECORDS	RPI 51-100	RPI 101-150	RPI 150+				
19- 10	0- 0	1- 2	OVERALL	1- 2	0- 4	17- 2				
11- 3	0- 0	1- 0	HOME	1- 1	0- 2	9- 0				
7- 7	0- 0	0- 2	AWAY	0- 1	0- 2	7- 2				
1- 0	0- 0	0- 0	NEUTRAL	0- 0	0- 0	1- 0				
8- 3	0- 0	0- 1	NON-CONFERENCE	1- 2	0- 0	7- 0				
4- 1	0- 0	0- 0	HOME	1- 1	0- 0	3- 0				
3- 2	0- 0	0- 1	AWAY	0- 1	0- 0	3- 0				
1- 0	0- 0	0- 0	NEUTRAL	0- 0	0- 0	1- 0				
11- 7	0- 0	1- 1	CONFERENCE	0- 0	0- 4	10- 2				
7- 2	0- 0	1- 0	HOME	0- 0	0- 2	6- 0				
4- 5	0- 0	0- 1	AWAY	0- 0	0- 2	4- 2				
0- 0	0- 0	0- 0	NEUTRAL	0- 0	0- 0	0- 0				

RPI 1-25				RPI 26-50				RPI 51-100				RPI 101+				Team's RPI: 152	
RPI	S	Opponent	Score	RPI	S	Opponent	Score	RPI	S	Opponent	Score	RPI	S	Opponent	Score		
				29	A	Green Bay	47 89	68	H	Western Ill.	76 68	134	A	Wright St.	52 62		
				29	H	Green Bay	72 60	72	H	Northwestern	63 65	134	H	Wright St.	51 69		
				36	A	Marquette	74 85	86	A	Northern Ill.	104 114	145	A	Oakland	63 77		
												145	H	Oakland	73 75		
												160	A	Detroit Mercy	63 77		
												160	H	Detroit Mercy	81 69		
												179	A	Cleveland St.	80 78		
												179	H	Cleveland St.	76 72		
												210	H	Wisconsin	80 63		
												271	A	Vermont	68 44		
												285	A	Northern Ky.	51 72		
												285	H	Northern Ky.	72 44		
												298	H	North Dakota St.	79 74		
												302	A	Valparaiso	85 74		
												302	H	Valparaiso	80 64		
												311	A	Youngstown St.	78 74		
												311	H	Youngstown St.	86 82		
												312	A	Illinois St.	68 60		
												320	A	Loyola Chicago	73 46		
												323	A	Ill.-Chicago	88 65		
												323	H	Ill.-Chicago	83 55		
												332	N	LIU Brooklyn	88 50		
												340	H	Chicago St.	71 49		
LAST 12 Division I GAMES:																	
				29	H	Green Bay	72 60	311	H	Youngstown St.	86 82						
				271	A	Vermont	68 44	145	A	Oakland	63 77						
				134	A	Wright St.	52 62	160	A	Detroit Mercy	63 77						
				285	A	Northern Ky.	51 72	311	A	Youngstown St.	78 74						
				302	H	Valparaiso	80 64	179	A	Cleveland St.	80 78						
				179	H	Cleveland St.	76 72	29	A	Green Bay	47 89						

Non-Div I Games:

Milwaukee

■ Loss, 
 ■ Non-Conf, S Site, 
 ■ Home 
 ■ Away 
 N Neutral

## Minnesota

Through Games Of March 1, 2017

Average RPI Win:	140	WON-LOST	WINNING	LAST 10	STRENGTH OF	OPP. STRENGTH	TEAM	ADJ.	CONF.	ADJ CONF.
Average RPI Loss:	45	RECORD	PCT. RANK	GAMES	SCHEDULE	OF SCHEDULE	RPI	RPI	RPI	RPI
DIV. I ONLY	14- 15	179	3- 7	9	61	80	80	6	6	
DIV. I NON-CONF.	9- 4	85	0- 0	10	34	27	27	6	6	
TOTALS	RPI 1-25	RPI 26-50	W-L RECORDS	RPI 51-100	RPI 101-150	RPI 150+				
14- 15	0- 6	1- 4	OVERALL	3- 4	3- 1	7- 0				
11- 5	0- 3	1- 1	HOME	3- 1	1- 0	6- 0				
3- 8	0- 3	0- 3	AWAY	0- 2	2- 0	1- 0				
0- 2	0- 0	0- 0	NEUTRAL	0- 1	0- 1	0- 0				
9- 4	0- 2	1- 0	NON-CONFERENCE	2- 1	3- 1	3- 0				
7- 1	0- 1	1- 0	HOME	2- 0	1- 0	3- 0				
2- 1	0- 1	0- 0	AWAY	0- 0	2- 0	0- 0				
0- 2	0- 0	0- 0	NEUTRAL	0- 1	0- 1	0- 0				
5- 11	0- 4	0- 4	CONFERENCE	1- 3	0- 0	4- 0				
4- 4	0- 2	0- 1	HOME	1- 1	0- 0	3- 0				
1- 7	0- 2	0- 3	AWAY	0- 2	0- 0	1- 0				
0- 0	0- 0	0- 0	NEUTRAL	0- 0	0- 0	0- 0				

RPI	S	Opponent	Score	RPI	S	Opponent	Score	RPI	S	Opponent	Score	RPI	S	Opponent	Score
3	A	South Carolina	58 98	27	H	Harvard	103 87	51	A	Iowa	65 80	101	H	Kent St.	92 62
11	H	Florida St.	61 75	39	A	Michigan	69 84	60	H	Belmont	75 74	112	N	North Carolina	77 91
21	A	Maryland	60 93	45	A	Indiana	62 78	64	H	Georgetown	68 60	140	A	VCU	79 69
21	H	Maryland	72 83	46	A	Michigan St.	69 85	71	A	Penn St.	66 77	142	A	New Mexico	69 65
24	A	Ohio St.	62 87	46	H	Michigan St.	74 93	72	H	Northwestern	71 61	159	H	Army West Point	70 52
24	H	Ohio St.	76 88					76	H	Purdue	54 67	160	H	Detroit Mercy	111 91
								90	N	Georgia	58 70	197	A	Nebraska	79 69
												201	H	Illinois	78 50
												209	H	Seton Hall	90 57
												210	H	Wisconsin	88 60
												223	H	Rutgers	80 46
LAST 12 Division I GAMES:															
72	H	Northwestern	71 61	197	A	Nebraska	79 69								
21	A	Maryland	60 93	46	H	Michigan St.	74 93								
76	H	Purdue	54 67	24	H	Ohio St.	76 88								
46	A	Michigan St.	69 85	51	A	Iowa	65 80								
223	H	Rutgers	80 46	201	H	Illinois	78 50								
71	A	Penn St.	66 77	39	A	Michigan	69 84								

Non-Div I Games:

Minnesota

■ Loss, 
■ Non-Conf, 
■ S Site, 
■ H Home 
■ A Away 
N Neutral



## Mississippi St.

Through Games Of March 1, 2017

Average RPI Win:	99	WON-LOST	WINNING	LAST 10	STRENGTH OF	OPP. STRENGTH	TEAM	ADJ.	CONF.	ADJ CONF.
Average RPI Loss:	11	RECORD	PCT. RANK	GAMES	SCHEDULE	OF SCHEDULE	RPI	RPI	RPI	RPI
DIV. I ONLY	27- 3	4	7- 3	28	9	5	5	2	2	
DIV. I NON-CONF.	14- 0	1	0- 0	79	23	5	5	2	2	
TOTALS	RPI 1-25	RPI 26-50	W-L RECORDS	RPI 51-100	RPI 101-150	RPI 150+				
27- 3	5- 3	5- 0	OVERALL	6- 0	6- 0	5- 0				
10- 1	3- 1	1- 0	HOME	2- 0	2- 0	2- 0				
12- 2	2- 2	3- 0	AWAY	1- 0	4- 0	2- 0				
5- 0	0- 0	1- 0	NEUTRAL	3- 0	0- 0	1- 0				
14- 0	1- 0	3- 0	NON-CONFERENCE	4- 0	2- 0	4- 0				
3- 0	1- 0	0- 0	HOME	0- 0	0- 0	2- 0				
6- 0	0- 0	2- 0	AWAY	1- 0	2- 0	1- 0				
5- 0	0- 0	1- 0	NEUTRAL	3- 0	0- 0	1- 0				
13- 3	4- 3	2- 0	CONFERENCE	2- 0	4- 0	1- 0				
7- 1	2- 1	1- 0	HOME	2- 0	2- 0	0- 0				
6- 2	2- 2	1- 0	AWAY	0- 0	2- 0	1- 0				
0- 0	0- 0	0- 0	NEUTRAL	0- 0	0- 0	0- 0				

RPI 1-25				Team's RPI: 5		RPI 26-50				RPI 51-100				RPI 101+						
RPI	S	Opponent	Score		RPI	S	Opponent	Score		RPI	S	Opponent	Score		RPI	S	Opponent	Score		
3	A	South Carolina	61	64	37	H	LSU	74	48	57	N	Villanova	108	62	103	H	Vanderbilt	86	41	
13	H	Texas	79	68	38	A	Auburn	77	47	63	N	Tulane	66	49	113	A	Ole Miss	66	44	
14	A	Kentucky	75	78	42	N	Oregon	75	63	78	H	Florida	82	49	113	H	Ole Miss	73	62	
15	A	Tennessee	74	64	49	A	Little Rock	58	44	81	A	Southern California	76	72	127	A	Southern Miss.	72	50	
15	H	Tennessee	64	82	50	A	Iowa St.	85	81	90	H	Georgia	58	49	131	A	Alabama	67	54	
20	H	Missouri	70	53						96	N	SMU	91	42	138	A	Maine	87	43	
25	A	Texas A&M	72	67											167	A	Arkansas	59	51	
25	H	Texas A&M	71	61											208	N	San Jose St.	88	51	
																216	H	Alabama St.	90	47
																259	A	Hawaii	66	41
																307	H	Northwestern St.	106	30
LAST 12 Division I GAMES:																				
15	H	Tennessee	64	82	20	H	Missouri	70	53											
14	A	Kentucky	75	78	38	A	Auburn	77	47											
25	A	Texas A&M	72	67	25	H	Texas A&M	71	61											
90	H	Georgia	58	49	3	A	South Carolina	61	64											
113	A	Ole Miss	66	44	131	A	Alabama	67	54											
103	H	Vanderbilt	86	41	113	H	Ole Miss	73	62											

Non-Div I Games:

Mississippi St.

■ Loss, 
 ■ Non-Conf, S Site, 
 ■ Home 
 ■ Away 
 N Neutral

Average RPI Win:	300	WON-LOST	WINNING	LAST 10	STRENGTH OF	OPP. STRENGTH	TEAM	ADJ.	CONF.	ADJ CONF.
Average RPI Loss:	201	RECORD	PCT. RANK	GAMES	SCHEDULE	OF SCHEDULE	RPI	RPI	RPI	RPI
DIV. I ONLY	7- 19	296	2- 8	308	328	316	316	30	30	
DIV. I NON-CONF.	1- 8	314	0- 0	106	147	259	259	30	30	
TOTALS	RPI 1-25	RPI 26-50	W-L RECORDS	RPI 51-100	RPI 101-150	RPI 150+				
7- 19	0- 1	0- 0	OVERALL	0- 1	0- 3	7- 14				
3- 7	0- 0	0- 0	HOME	0- 1	0- 0	3- 6				
4- 12	0- 0	0- 0	AWAY	0- 0	0- 1	4- 2				
0- 0	0- 0	0- 0	NEUTRAL	0- 0	0- 0	0- 0				
1- 8	0- 1	0- 0	NON-CONFERENCE	0- 1	0- 3	1- 3				
0- 2	0- 0	0- 0	HOME	0- 1	0- 0	0- 1				
1- 6	0- 1	0- 0	AWAY	0- 0	0- 3	1- 2				
0- 0	0- 0	0- 0	NEUTRAL	0- 0	0- 0	0- 0				
6- 11	0- 0	0- 0	CONFERENCE	0- 0	0- 0	6- 11				
3- 5	0- 0	0- 0	HOME	0- 0	0- 0	3- 5				
3- 6	0- 0	0- 0	AWAY	0- 0	0- 0	3- 6				
0- 0	0- 0	0- 0	NEUTRAL	0- 0	0- 0	0- 0				

RPI 1-25				RPI 26-50				RPI 51-100				RPI 101+ Team's RPI: 316			
RPI	S	Opponent	Score	RPI	S	Opponent	Score	RPI	S	Opponent	Score	RPI	S	Opponent	Score
4	A	Baylor	36 101					87	H	Colorado	64 76	113	A	Ole Miss	30 67
												127	A	Southern Miss.	55 83
												131	A	Alabama	44 93
												182	A	UAB	46 80
												198	A	Grambling	67 88
												198	H	Grambling	51 82
												203	A	Texas Southern	54 60
												203	H	Texas Southern	75 74
												210	A	Wisconsin	61 103
												216	A	Alabama St.	57 71
												216	H	Alabama St.	73 79
												226	A	Southern U.	44 51
												226	H	Southern U.	51 62
												265	H	Murray St.	62 80
												277	A	Ark.-Pine Bluff	73 63
												283	A	Prairie View	65 96
												283	H	Prairie View	64 55
												303	A	Alcorn	49 69
												303	H	Alcorn	60 68
												307	A	Northwestern St.	68 64
												334	A	Jackson St.	62 57
												334	H	Jackson St.	60 63
												349	A	Alabama A&M	58 52
												349	H	Alabama A&M	60 58
LAST 12 Division I GAMES:															
198	H	Grambling	51 82	216	A	Alabama St.	57 71								
334	H	Jackson St.	60 63	349	A	Alabama A&M	58 52								
203	A	Texas Southern	54 60	198	A	Grambling	67 88								
283	A	Prairie View	65 96	334	A	Jackson St.	62 57								
226	H	Southern U.	51 62	203	H	Texas Southern	75 74								
303	H	Alcorn	60 68	283	H	Prairie View	64 55								

Non-Div I Games: Blue Mountain 66 40 Tougaloo 99 55

Mississippi Val.

Loss, Non-Conf, S Site, H Home A Away N Neutral

Average RPI Win:	119	WON-LOST	WINNING	LAST 10	STRENGTH OF	OPP. STRENGTH	TEAM	ADJ.	CONF.	ADJ CONF.
Average RPI Loss:	47	RECORD	PCT. RANK	GAMES	SCHEDULE	OF SCHEDULE	RPI	RPI	RPI	RPI
DIV. I ONLY	21- 9	69	8- 2	15	45	20	20	2	2	
DIV. I NON-CONF.	10- 4	80	0- 0	29	133	36	36	2	2	
TOTALS	RPI 1-25	RPI 26-50	W-L RECORDS	RPI 51-100	RPI 101-150	RPI 150+				
21- 9	4- 4	1- 1	OVERALL	3- 2	4- 2	9- 0				
15- 1	3- 0	1- 0	HOME	2- 0	2- 1	7- 0				
5- 7	0- 1	0- 0	AWAY	1- 0	2- 0	2- 0				
1- 1	1- 0	0- 0	NEUTRAL	0- 1	0- 0	0- 0				
10- 4	1- 1	0- 0	NON-CONFERENCE	1- 2	1- 1	7- 0				
8- 0	0- 0	0- 0	HOME	1- 0	1- 0	6- 0				
1- 3	0- 1	0- 0	AWAY	0- 1	0- 1	1- 0				
1- 1	1- 0	0- 0	NEUTRAL	0- 1	0- 0	0- 0				
11- 5	3- 3	1- 1	CONFERENCE	2- 0	3- 1	2- 0				
7- 1	3- 0	1- 0	HOME	1- 0	1- 1	1- 0				
4- 4	0- 3	0- 1	AWAY	1- 0	2- 0	1- 0				
0- 0	0- 0	0- 0	NEUTRAL	0- 0	0- 0	0- 0				

RPI	S	Opponent	Score
3	H	South Carolina	62 60
5	A	Mississippi St.	53 70
7	A	Washington	66 79
14	A	Kentucky	62 64
14	H	Kentucky	73 67
15	A	Tennessee	66 77
22	N	Creighton	72 63
25	H	Texas A&M	78 76

RPI	S	Opponent	Score
37	A	LSU	71 80
38	H	Auburn	68 53

RPI	S	Opponent	Score
52	N	Georgia Tech	70 72
59	A	IUPUI	45 73
68	H	Western Ill.	71 68
78	A	Florida	74 67
90	H	Georgia	63 45

RPI	S	Opponent	Score
103	A	Vanderbilt	74 68
104	H	Abilene Christian	52 46
105	A	Saint Louis	61 72
113	H	Ole Miss	100 65
131	A	Alabama	65 56
131	H	Alabama	58 59
161	H	Missouri St.	73 49
167	A	Arkansas	60 46
167	H	Arkansas	67 56
173	H	UC Riverside	68 62
196	H	Wichita St.	64 57
197	A	Nebraska	55 35
200	H	SIUE	72 60
213	H	Indiana St.	77 48
234	H	UT Martin	80 69

## LAST 12 Division I GAMES:

131	A	Alabama	65 56	5	A	Mississippi St.	53 70
113	H	Ole Miss	100 65	14	H	Kentucky	73 67
3	H	South Carolina	62 60	38	H	Auburn	68 53
78	A	Florida	74 67	167	A	Arkansas	60 46
167	H	Arkansas	67 56	25	H	Texas A&M	78 76
15	A	Tennessee	66 77	103	A	Vanderbilt	74 68

Non-Div I Games:

Missouri

■ Loss, 
 ■ Non-Conf, S Site, 
 ■ Home 
 ■ Away 
 N Neutral

Average RPI Win:	231	WON-LOST	WINNING	LAST 10	STRENGTH OF	OPP. STRENGTH	TEAM	ADJ.	CONF.	ADJ CONF.
Average RPI Loss:	104	RECORD	PCT. RANK	GAMES	SCHEDULE	OF SCHEDULE	RPI	RPI	RPI	RPI
DIV. I ONLY	15- 11	128	8- 2	238	106	161	161	16	16	
DIV. I NON-CONF.	3- 7	250	0- 0	126	8	202	202	14	14	
TOTALS	RPI 1-25	RPI 26-50	W-L RECORDS	RPI 51-100	RPI 101-150	RPI 150+				
15- 11	0- 1	0- 2	OVERALL	0- 4	0- 1	15- 3				
8- 5	0- 0	0- 2	HOME	0- 2	0- 0	8- 1				
7- 5	0- 1	0- 0	AWAY	0- 1	0- 1	7- 2				
0- 1	0- 0	0- 0	NEUTRAL	0- 1	0- 0	0- 0				
3- 7	0- 1	0- 1	NON-CONFERENCE	0- 3	0- 1	3- 1				
2- 2	0- 0	0- 1	HOME	0- 1	0- 0	2- 0				
1- 4	0- 1	0- 0	AWAY	0- 1	0- 1	1- 1				
0- 1	0- 0	0- 0	NEUTRAL	0- 1	0- 0	0- 0				
12- 4	0- 0	0- 1	CONFERENCE	0- 1	0- 0	12- 2				
6- 3	0- 0	0- 1	HOME	0- 1	0- 0	6- 1				
6- 1	0- 0	0- 0	AWAY	0- 0	0- 0	6- 1				
0- 0	0- 0	0- 0	NEUTRAL	0- 0	0- 0	0- 0				

RPI 1-25				RPI 26-50				RPI 51-100				RPI 101+ Team's RPI: 161			
RPI	S	Opponent	Score	RPI	S	Opponent	Score	RPI	S	Opponent	Score	RPI	S	Opponent	Score
20	A	Missouri	49 73	28	H	Drake	64 90	56	H	UNI	54 61	144	A	Memphis	60 69
				49	H	Little Rock	47 58	72	A	Northwestern	52 75	151	A	Oral Roberts	56 78
								75	H	Middle Tenn.	52 71	167	H	Arkansas	64 62
								81	N	Southern California	67 89	170	A	Kansas	87 64
												178	A	Southern Ill.	78 60
												178	H	Southern Ill.	73 59
												181	H	North Texas	63 54
												196	A	Wichita St.	65 60
												196	H	Wichita St.	73 62
												213	A	Indiana St.	49 46
												213	H	Indiana St.	73 63
												232	A	Bradley	56 62
												232	H	Bradley	73 75
												255	A	Evansville	77 41
												255	H	Evansville	68 43
												312	A	Illinois St.	77 44
												312	H	Illinois St.	65 60
												320	A	Loyola Chicago	60 32
												320	H	Loyola Chicago	61 52
LAST 12 Division I GAMES:															
320	H	Loyola Chicago	61 52	196	A	Wichita St.	65 60								
213	H	Indiana St.	73 63	213	A	Indiana St.	49 46								
312	A	Illinois St.	77 44	320	A	Loyola Chicago	60 32								
232	A	Bradley	56 62	232	H	Bradley	73 75								
255	H	Evansville	68 43	312	H	Illinois St.	65 60								
178	H	Southern Ill.	73 59	178	A	Southern Ill.	78 60								

Non-Div I Games: Alas. Anchorage 65 58

Missouri St.

Average RPI Win:	237	WON-LOST	WINNING	LAST 10	STRENGTH OF	OPP. STRENGTH	TEAM	ADJ.	CONF.	ADJ CONF.
Average RPI Loss:	183	RECORD	PCT. RANK	GAMES	SCHEDULE	OF SCHEDULE	RPI	RPI	RPI	RPI
DIV. I ONLY	14- 15	179	4- 6	290	245	219	219	18	18	
DIV. I NON-CONF.	5- 4	143	0- 0	312	330	215	215	17	17	
TOTALS	RPI 1-25	RPI 26-50	W-L RECORDS	RPI 51-100	RPI 101-150	RPI 150+				
14- 15	0- 0	1- 1	OVERALL	0- 0	1- 4	12- 10				
7- 6	0- 0	1- 0	HOME	0- 0	1- 2	5- 4				
7- 8	0- 0	0- 1	AWAY	0- 0	0- 0	7- 1				
0- 1	0- 0	0- 0	NEUTRAL	0- 0	0- 0	0- 1				
5- 4	0- 0	0- 0	NON-CONFERENCE	0- 0	0- 1	5- 3				
1- 2	0- 0	0- 0	HOME	0- 0	0- 1	1- 1				
4- 1	0- 0	0- 0	AWAY	0- 0	0- 0	4- 1				
0- 1	0- 0	0- 0	NEUTRAL	0- 0	0- 0	0- 1				
9- 11	0- 0	1- 1	CONFERENCE	0- 0	1- 3	7- 7				
6- 4	0- 0	1- 0	HOME	0- 0	1- 1	4- 3				
3- 7	0- 0	0- 1	AWAY	0- 0	0- 2	3- 4				
0- 0	0- 0	0- 0	NEUTRAL	0- 0	0- 0	0- 0				

RPI 1-25			RPI 26-50			RPI 51-100			RPI 101+ Team's RPI: 219		
RPI	S	Opponent	Score	RPI	S	Opponent	Score	RPI	S	Opponent	Score
				41	A	Quinnipiac	54 74	108	H	Clemson	47 60
				41	H	Quinnipiac	61 58	120	A	Rider	63 75
								120	H	Rider	69 71
								150	A	Iona	54 60
								150	H	Iona	75 65
								168	A	Fairfield	60 53
								168	H	Fairfield	68 71
								169	A	Siena	76 85
								169	H	Siena	86 91
								186	H	Providence	58 62
								188	N	Hartford	72 75
								192	A	Robert Morris	69 56
								195	A	Sacred Heart	65 54
								221	A	Marist	66 76
								221	H	Marist	79 69
								249	A	Niagara	45 66
								249	H	Niagara	68 62
								256	A	Canisius	54 74
								256	H	Canisius	55 53
								272	A	Manhattan	63 50
								272	H	Manhattan	61 75
								289	A	Eastern Mich.	75 68
								293	A	Lehigh	73 62
								325	A	St. Francis Brooklyn	78 87
								326	A	Saint Peter's	58 42
								326	H	Saint Peter's	76 59
LAST 12 Division I GAMES:											
249	H	Niagara	68 62	326	A	Saint Peter's	58 42				
272	A	Manhattan	63 50	41	A	Quinnipiac	54 74				
120	A	Rider	63 75	120	H	Rider	69 71				
221	A	Marist	66 76	169	H	Siena	86 91				
272	H	Manhattan	61 75	168	A	Fairfield	60 53				
150	H	Iona	75 65	150	A	Iona	54 60				

Non-Div I Games:

Monmouth

■ Loss, 
 ■ Non-Conf, 
 ■ S Site, 
 ■ H Home 
 ■ A Away 
 N Neutral

RPI	S	Opponent	Score
339	H	Fairleigh Dickinson	72 63

M  
o  
n  
m  
o  
u  
t  
h

M  
o  
n  
m  
o  
u  
t  
h

Monmouth

Montana

Through Games Of March 1, 2017

Average RPI Win:	288	WON-LOST	WINNING	LAST 10	STRENGTH OF	OPP. STRENGTH	TEAM	ADJ.	CONF.	ADJ CONF.
Average RPI Loss:	169	RECORD	PCT. RANK	GAMES	SCHEDULE	OF SCHEDULE	RPI	RPI	RPI	RPI
DIV. I ONLY	4- 22	328	3- 7	205	261	328	328	20	20	
DIV. I NON-CONF.	1- 8	314	0- 0	192	296	332	332	18	18	
TOTALS	RPI 1-25	RPI 26-50	W-L RECORDS	RPI 51-100	RPI 101-150	RPI 150+				
4- 22	0- 0	0- 2	OVERALL	0- 4	0- 6	4- 10				
4- 8	0- 0	0- 1	HOME	0- 2	0- 2	4- 3				
0- 12	0- 0	0- 0	AWAY	0- 2	0- 4	0- 6				
0- 2	0- 0	0- 1	NEUTRAL	0- 0	0- 0	0- 1				
1- 8	0- 0	0- 2	NON-CONFERENCE	0- 2	0- 0	1- 4				
1- 3	0- 0	0- 1	HOME	0- 1	0- 0	1- 1				
0- 3	0- 0	0- 0	AWAY	0- 1	0- 0	0- 2				
0- 2	0- 0	0- 1	NEUTRAL	0- 0	0- 0	0- 1				
3- 14	0- 0	0- 0	CONFERENCE	0- 2	0- 6	3- 6				
3- 5	0- 0	0- 0	HOME	0- 1	0- 2	3- 2				
0- 9	0- 0	0- 0	AWAY	0- 1	0- 4	0- 4				
0- 0	0- 0	0- 0	NEUTRAL	0- 0	0- 0	0- 0				

RPI S	Opponent	Score	RPI S	Opponent	Score	RPI S	Opponent	Score	RPI S	Opponent	Score	Team's RPI: 328
32 N	South Dakota St.	43 84	84 A	Montana St.	54 71	109 A	North Dakota	63 73				
48 H	Colorado St.	49 63	84 H	Montana St.	69 75	125 A	Northern Colo.	46 65				
			88 H	Wyoming	42 67	137 A	Eastern Wash.	57 64				
			93 A	SFA	46 54	137 H	Eastern Wash.	46 60				
						139 A	Idaho	50 75				
						139 H	Idaho	59 86				
						153 A	Idaho St.	43 61				
						187 H	Utah St.	47 65				
						215 A	Seattle U	44 60				
						245 A	Portland St.	45 68				
						245 H	Portland St.	44 64				
						252 A	Weber St.	58 74				
						252 H	Weber St.	71 46				
						280 A	Sacramento St.	69 99				
						280 H	Sacramento St.	60 73				
						284 H	Southern Utah	64 55				
						288 H	Northern Ariz.	60 59				
						306 N	Massachusetts	58 59				
						329 H	Incarnate Word	61 56				
						346 A	Cal St. Fullerton	56 72				
LAST 12 Division I GAMES:												
252 H	Weber St.	71 46	84 H	Montana St.	69 75							
84 A	Montana St.	54 71	139 A	Idaho	50 75							
245 A	Portland St.	45 68	137 A	Eastern Wash.	57 64							
280 A	Sacramento St.	69 99	280 H	Sacramento St.	60 73							
288 H	Northern Ariz.	60 59	245 H	Portland St.	44 64							
284 H	Southern Utah	64 55	109 A	North Dakota	63 73							

Non-Div I Games: Rocky Mountain 64 56 Great Falls 66 55

Montana

Loss, Non-Conf, S Site, H Home A Away N Neutral

Average RPI Win: 224				WON-LOST		WINNING		LAST 10		STRENGTH OF		OPP. STRENGTH		TEAM		ADJ.		CONF.		ADJ CONF.	
Average RPI Loss: 144				RECORD		PCT. RANK		GAMES		SCHEDULE		OF SCHEDULE		RPI		RPI		RPI		RPI	
DIV. I ONLY				19- 6		34		9- 1		266		207		84		84		20		20	
DIV. I NON-CONF.				5- 3		122		0- 0		253		136		108		108		18		18	
TOTALS				RPI 1-25		RPI 26-50		W-L RECORDS		RPI 51-100		RPI 101-150		RPI 150+							
19- 6				0- 0		0- 0		OVERALL		0- 2		5- 1		14- 3							
10- 0				0- 0		0- 0		HOME		0- 0		2- 0		8- 0							
8- 6				0- 0		0- 0		AWAY		0- 2		3- 1		5- 3							
1- 0				0- 0		0- 0		NEUTRAL		0- 0		0- 0		1- 0							
5- 3				0- 0		0- 0		NON-CONFERENCE		0- 2		0- 0		5- 1							
2- 0				0- 0		0- 0		HOME		0- 0		0- 0		2- 0							
2- 3				0- 0		0- 0		AWAY		0- 2		0- 0		2- 1							
1- 0				0- 0		0- 0		NEUTRAL		0- 0		0- 0		1- 0							
14- 3				0- 0		0- 0		CONFERENCE		0- 0		5- 1		9- 2							
8- 0				0- 0		0- 0		HOME		0- 0		2- 0		6- 0							
6- 3				0- 0		0- 0		AWAY		0- 0		3- 1		3- 2							
0- 0				0- 0		0- 0		NEUTRAL		0- 0		0- 0		0- 0							

[illegible]

Non-Div I Games:	Carroll (MT)	75	44	Great Falls	75	42
------------------	--------------	----	----	-------------	----	----

Montana St.

■ Loss, ■ Non-Conf, S Site, H Home A Away N Neutral



Average RPI Win:	272	WON-LOST	WINNING	LAST 10	STRENGTH OF	OPP. STRENGTH	TEAM	ADJ.	CONF.	ADJ CONF.
Average RPI Loss:	169	RECORD	PCT. RANK	GAMES	SCHEDULE	OF SCHEDULE	RPI	RPI	RPI	RPI
DIV. I ONLY	19- 9	79	6- 4	340	247	185	185	26	26	
DIV. I NON-CONF.	8- 3	67	0- 0	346	174	203	203	26	26	
TOTALS	RPI 1-25	RPI 26-50	W-L RECORDS	RPI 51-100	RPI 101-150	RPI 150+				
19- 9	0- 1	0- 0	OVERALL	0- 3	0- 0	19- 5				
12- 2	0- 0	0- 0	HOME	0- 1	0- 0	12- 1				
7- 6	0- 1	0- 0	AWAY	0- 2	0- 0	7- 3				
0- 1	0- 0	0- 0	NEUTRAL	0- 0	0- 0	0- 1				
8- 3	0- 1	0- 0	NON-CONFERENCE	0- 1	0- 0	8- 1				
5- 1	0- 0	0- 0	HOME	0- 0	0- 0	5- 1				
3- 2	0- 1	0- 0	AWAY	0- 1	0- 0	3- 0				
0- 0	0- 0	0- 0	NEUTRAL	0- 0	0- 0	0- 0				
11- 6	0- 0	0- 0	CONFERENCE	0- 2	0- 0	11- 4				
7- 1	0- 0	0- 0	HOME	0- 1	0- 0	7- 0				
4- 4	0- 0	0- 0	AWAY	0- 1	0- 0	4- 3				
0- 1	0- 0	0- 0	NEUTRAL	0- 0	0- 0	0- 1				

RPI 1-25				RPI 26-50				RPI 51-100				RPI 101+ Team's RPI: 185			
RPI	S	Opponent	Score	RPI	S	Opponent	Score	RPI	S	Opponent	Score	RPI	S	Opponent	Score
14	A	Kentucky	47 74					60	A	Belmont	76 96	200	H	SIUE	69 66
								60	H	Belmont	59 91	234	A	UT Martin	89 68
								62	A	West Virginia	53 94	237	H	Miami (OH)	77 43
												247	A	Jacksonville St.	68 69
												247	H	Jacksonville St.	85 82
												251	A	Tennessee St.	66 69
												251	H	Tennessee St.	87 74
												253	A	Austin Peay	81 71
												256	H	Canisius	77 68
												258	H	Georgia St.	50 68
												265	H	Murray St.	73 59
												268	A	Southeast Mo. St.	82 72
												273	A	Tennessee Tech	81 52
												273	H	Tennessee Tech	79 65
												276	A	Kennesaw St.	71 50
												286	A	Eastern Ky.	58 65
												286	H	Eastern Ky.	80 54
												286	N	Eastern Ky.	67 73
												289	H	Eastern Mich.	78 73
												294	A	North Florida	84 65
												296	H	Lipscomb	73 53
												297	H	Eastern Ill.	66 62
												330	A	Florida A&M	53 48
												340	H	Chicago St.	63 55
LAST 12 Division I GAMES:															
				286	N	Eastern Ky.	67 73	268	A	Southeast Mo. St.	82 72				
				247	H	Jacksonville St.	85 82	265	H	Murray St.	73 59				
				273	A	Tennessee Tech	81 52	247	A	Jacksonville St.	68 69				
				60	A	Belmont	76 96	273	H	Tennessee Tech	79 65				
				251	H	Tennessee St.	87 74	286	H	Eastern Ky.	80 54				
				286	A	Eastern Ky.	58 65	60	H	Belmont	59 91				

Non-Div I Games: Ky. Christian 100 52 Alice Lloyd 92 42

Morehead St.

■ Loss, 
 ■ Non-Conf, S Site, 
 ■ Home 
 ■ Away 
 N Neutral

Average RPI Win: 291				STRENGTH OF		OPP. STRENGTH		TEAM		ADJ.		CONF.		ADJ CONF.							
Average RPI Loss: 243				SCHEDULE		OF SCHEDULE		RPI		RPI		RPI		RPI							
DIV. I ONLY				7- 20		301		6- 4		339		347		333		333		32		32	
DIV. I NON-CONF.				1- 11		330		0- 0		190		340		319		319		31		31	
TOTALS		RPI 1-25		RPI 26-50		W-L RECORDS		RPI 51-100		RPI 101-150		RPI 150+									
7- 20		0- 0		0- 1		OVERALL		0- 0		0- 1		7- 18									
4- 6		0- 0		0- 0		HOME		0- 0		0- 0		4- 6									
3- 11		0- 0		0- 1		AWAY		0- 0		0- 1		3- 9									
0- 3		0- 0		0- 0		NEUTRAL		0- 0		0- 0		0- 3									
1- 11		0- 0		0- 1		NON-CONFERENCE		0- 0		0- 1		1- 9									
0- 2		0- 0		0- 0		HOME		0- 0		0- 0		0- 2									
1- 6		0- 0		0- 1		AWAY		0- 0		0- 1		1- 4									
0- 3		0- 0		0- 0		NEUTRAL		0- 0		0- 0		0- 3									
6- 9		0- 0		0- 0		CONFERENCE		0- 0		0- 0		6- 9									
4- 4		0- 0		0- 0		HOME		0- 0		0- 0		4- 4									
2- 5		0- 0		0- 0		AWAY		0- 0		0- 0		2- 5									
0- 0		0- 0		0- 0		NEUTRAL		0- 0		0- 0		0- 0									

[illegible]

Non-Div I Games: Washington Adventis79 28

Morgan St.

■ Loss, ■ Non-Conf, S Site, H Home A Away N Neutral

## Mt. St. Mary's

## Through Games Of March 1, 2017

Average RPI Win:	303	WON-LOST	WINNING	LAST 10	STRENGTH OF	OPP. STRENGTH	TEAM	ADJ.	CONF.	ADJ CONF.
Average RPI Loss:	212	RECORD	PCT. RANK	GAMES	SCHEDULE	OF SCHEDULE	RPI	RPI	RPI	RPI
DIV. I ONLY	12- 17	219	7- 3	313	344	291	291	31	31	
DIV. I NON-CONF.	2- 9	293	0- 0	197	305	318	318	32	32	
TOTALS	RPI 1-25	RPI 26-50	W-L RECORDS	RPI 51-100	RPI 101-150	RPI 150+				
12- 17	0- 1	0- 0	OVERALL	0- 1	0- 1	12- 14				
8- 6	0- 0	0- 0	HOME	0- 0	0- 0	8- 6				
4- 11	0- 1	0- 0	AWAY	0- 1	0- 1	4- 8				
0- 0	0- 0	0- 0	NEUTRAL	0- 0	0- 0	0- 0				
2- 9	0- 1	0- 0	NON-CONFERENCE	0- 1	0- 1	2- 6				
2- 3	0- 0	0- 0	HOME	0- 0	0- 0	2- 3				
0- 6	0- 1	0- 0	AWAY	0- 1	0- 1	0- 3				
0- 0	0- 0	0- 0	NEUTRAL	0- 0	0- 0	0- 0				
10- 8	0- 0	0- 0	CONFERENCE	0- 0	0- 0	10- 8				
6- 3	0- 0	0- 0	HOME	0- 0	0- 0	6- 3				
4- 5	0- 0	0- 0	AWAY	0- 0	0- 0	4- 5				
0- 0	0- 0	0- 0	NEUTRAL	0- 0	0- 0	0- 0				

RPI 1-25				RPI 26-50				RPI 51-100				RPI 101+ Team's RPI: 291			
RPI	S	Opponent	Score	RPI	S	Opponent	Score	RPI	S	Opponent	Score	RPI	S	Opponent	Score
21	A	Maryland	42 106					62	A	West Virginia	45 77	129	A	William & Mary	46 68
												156	A	Pittsburgh	54 89
												168	H	Fairfield	57 70
												192	A	Robert Morris	58 70
												192	H	Robert Morris	44 50
												195	A	Sacred Heart	45 49
												195	H	Sacred Heart	61 59
												218	A	Howard	62 95
												229	A	Saint Francis (PA)	66 58
												229	H	Saint Francis (PA)	88 97
												248	H	UMES	52 63
												263	A	Bryant	62 78
												263	H	Bryant	61 53
												270	A	Loyola Maryland	53 58
												282	H	Coppin St.	54 48
												293	H	Lehigh	57 74
												318	A	Central Conn. St.	58 68
												318	H	Central Conn. St.	81 66
												325	A	St. Francis Brooklyn	62 44
												325	H	St. Francis Brooklyn	55 71
												332	A	LIU Brooklyn	60 63
												332	H	LIU Brooklyn	56 43
												333	H	Morgan St.	65 50
												339	A	Fairleigh Dickinson	75 71
												339	H	Fairleigh Dickinson	61 50
												343	A	Wagner	70 59
LAST 12 Division I GAMES:															
325	H	St. Francis Brooklyn	55 71	263	H	Bryant	61 53								
332	H	LIU Brooklyn	56 43	318	H	Central Conn. St.	81 66								
343	A	Wagner	70 59	195	H	Sacred Heart	61 59								
339	A	Fairleigh Dickinson	75 71	192	H	Robert Morris	44 50								
192	A	Robert Morris	58 70	195	A	Sacred Heart	45 49								
229	A	Saint Francis (PA)	66 58	325	A	St. Francis Brooklyn	62 44								

Non-Div I Games:

Mt. St. Mary's

■ Loss, 
 ■ Non-Conf, 
 ■ S Site, 
 ■ Home 
 ■ A Away 
 N Neutral

M  
t  
.  
S  
t  
.  
M  
a  
r  
y  
'  
s

Mt. St. Mary's  
RPI S Opponent Score

Through Games Of March 1, 2017

RPI	S	Opponent	Score
343	H	Wagner	66 47

M  
t  
.  
S  
t  
.  
M  
a  
r  
y  
'  
s

Mt. St. Mary's

Average RPI Win:	278	WON-LOST	WINNING	LAST 10	STRENGTH OF	OPP. STRENGTH	TEAM	ADJ.	CONF.	ADJ CONF.
Average RPI Loss:	197	RECORD	PCT. RANK	GAMES	SCHEDULE	OF SCHEDULE	RPI	RPI	RPI	RPI
DIV. I ONLY	13- 14	187	3- 7	333	291	265	265	26	26	
DIV. I NON-CONF.	6- 5	148	0- 0	330	317	242	242	26	26	
TOTALS	RPI 1-25	RPI 26-50	W-L RECORDS	RPI 51-100	RPI 101-150	RPI 150+				
13- 14	0- 0	0- 0	OVERALL	0- 2	0- 1	13- 11				
7- 5	0- 0	0- 0	HOME	0- 1	0- 0	7- 4				
5- 8	0- 0	0- 0	AWAY	0- 1	0- 0	5- 7				
1- 1	0- 0	0- 0	NEUTRAL	0- 0	0- 1	1- 0				
6- 5	0- 0	0- 0	NON-CONFERENCE	0- 1	0- 1	6- 3				
3- 1	0- 0	0- 0	HOME	0- 0	0- 0	3- 1				
2- 3	0- 0	0- 0	AWAY	0- 1	0- 0	2- 2				
1- 1	0- 0	0- 0	NEUTRAL	0- 0	0- 1	1- 0				
7- 9	0- 0	0- 0	CONFERENCE	0- 1	0- 0	7- 8				
4- 4	0- 0	0- 0	HOME	0- 1	0- 0	4- 3				
3- 5	0- 0	0- 0	AWAY	0- 0	0- 0	3- 5				
0- 0	0- 0	0- 0	NEUTRAL	0- 0	0- 0	0- 0				

RPI S	Opponent	Score	RPI S	Opponent	Score	RPI S	Opponent	Score	RPI S	Opponent	Score	Team's RPI: 265
						53	A Ohio	70 79	104	N Abilene Christian	57 81	
						60	H Belmont	69 87	178	A Southern Ill.	63 70	
									185	A Morehead St.	59 73	
									199	A ETSU	60 79	
									200	A SIUE	84 77	
									200	H SIUE	76 85	
									212	H UNCG	81 70	
									234	A UT Martin	82 83	
									234	H UT Martin	70 90	
									247	A Jacksonville St.	71 64	
									251	H Tennessee St.	80 72	
									253	A Austin Peay	63 75	
									253	H Austin Peay	67 62	
									255	H Evansville	77 82	
									268	A Southeast Mo. St.	70 79	
									268	H Southeast Mo. St.	67 80	
									273	A Tennessee Tech	54 72	
									285	A Northern Ky.	72 69	
									286	H Eastern Ky.	70 64	
									296	H Lipscomb	79 59	
									297	A Eastern Ill.	66 57	
									297	H Eastern Ill.	92 74	
									316	A Mississippi Val.	80 62	
									329	N Incarnate Word	72 68	
									349	H Alabama A&M	81 49	
LAST 12 Division I GAMES:												
234	A	UT Martin	82	83	60	H	Belmont	69	87			
268	H	Southeast Mo. St.	67	80	185	A	Morehead St.	59	73			
200	H	SIUE	76	85	234	H	UT Martin	70	90			
297	A	Eastern Ill.	66	57	268	A	Southeast Mo. St.	70	79			
253	H	Austin Peay	67	62	253	A	Austin Peay	63	75			
286	H	Eastern Ky.	70	64	200	A	SIUE	84	77			

Non-Div I Games: Eureka 101 59 MacMurray 93 37

Murray St.

Loss, Non-Conf, S Site, H Home A Away N Neutral

Average RPI Win:	285	WON-LOST	WINNING	LAST 10	STRENGTH OF	OPP. STRENGTH	TEAM	ADJ.	CONF.	ADJ CONF.
Average RPI Loss:	168	RECORD	PCT. RANK	GAMES	SCHEDULE	OF SCHEDULE	RPI	RPI	RPI	RPI
DIV. I ONLY	10- 16	240	6- 4	280	314	281	281	32	32	
DIV. I NON-CONF.	2- 9	293	0- 0	72	71	255	255	31	31	
TOTALS	RPI 1-25	RPI 26-50	W-L RECORDS	RPI 51-100	RPI 101-150	RPI 150+				
10- 16	0- 1	0- 1	OVERALL	1- 3	0- 1	9- 10				
7- 4	0- 1	0- 1	HOME	1- 0	0- 0	6- 2				
3- 8	0- 0	0- 0	AWAY	0- 1	0- 0	3- 7				
0- 4	0- 0	0- 0	NEUTRAL	0- 2	0- 1	0- 1				
2- 9	0- 1	0- 1	NON-CONFERENCE	1- 3	0- 1	1- 3				
2- 2	0- 1	0- 1	HOME	1- 0	0- 0	1- 0				
0- 3	0- 0	0- 0	AWAY	0- 1	0- 0	0- 2				
0- 4	0- 0	0- 0	NEUTRAL	0- 2	0- 1	0- 1				
8- 7	0- 0	0- 0	CONFERENCE	0- 0	0- 0	8- 7				
5- 2	0- 0	0- 0	HOME	0- 0	0- 0	5- 2				
3- 5	0- 0	0- 0	AWAY	0- 0	0- 0	3- 5				
0- 0	0- 0	0- 0	NEUTRAL	0- 0	0- 0	0- 0				

RPI	S	Opponent	Score	RPI	S	Opponent	Score	RPI	S	Opponent	Score	RPI	S	Opponent	Score	Team's RPI: 281
10	H	UCLA	42 83	38	H	Auburn	36 68	53	H	Ohio	63 57	115	N	Ball St.	57 76	
								62	N	West Virginia	64 80	177	H	Bethune-Cookman	60 65	
								78	N	Florida	38 67	179	A	Hampton	57 64	
								100	A	FGCU	41 67	214	A	Appalachian St.	58 71	
												218	A	Howard	61 69	
												218	H	Howard	63 55	
												221	N	Marist	64 69	
												227	A	Ga. Southern	50 65	
												234	H	UT Martin	74 59	
												248	A	UMES	50 58	
												248	H	UMES	57 60	
												278	A	Norfolk St.	53 69	
												282	A	Coppin St.	57 65	
												299	H	Savannah St.	89 54	
												330	H	Florida A&M	65 57	
												333	A	Morgan St.	67 62	
												338	A	N.C. Central	62 38	
												347	H	South Carolina St.	66 54	
												348	A	Delaware St.	68 60	
												348	H	Delaware St.	83 44	
LAST 12 Division I GAMES:																
177	H	Bethune-Cookman	60 65	348	A	Delaware St.	68 60									
299	H	Savannah St.	89 54	278	A	Norfolk St.	53 69									
248	A	UMES	50 58	338	A	N.C. Central	62 38									
218	A	Howard	61 69	218	H	Howard	63 55									
347	H	South Carolina St.	66 54	333	A	Morgan St.	67 62									
330	H	Florida A&M	65 57	282	A	Coppin St.	57 65									

Non-Div I Games: Francis Marion 72 65 Slippery Rock 70 59

N.C. A&amp;T

Loss, Non-Conf, S Site, H Home A Away N Neutral

N.C. Central

Through Games Of March 1, 2017

Average RPI Win:	309	WON-LOST	WINNING	LAST 10	STRENGTH OF	OPP. STRENGTH	TEAM	ADJ.	CONF.	ADJ CONF.
Average RPI Loss:	221	RECORD	PCT. RANK	GAMES	SCHEDULE	OF SCHEDULE	RPI	RPI	RPI	RPI
DIV. I ONLY	6- 19	311	4- 6	323	341	338	338	32	32	
DIV. I NON-CONF.	0- 10	335	0- 0	195	285	342	342	31	31	
TOTALS	RPI 1-25	RPI 26-50	W-L RECORDS	RPI 51-100	RPI 101-150	RPI 150+				
6- 19	0- 0	0- 1	OVERALL	0- 1	0- 1	6- 16				
5- 7	0- 0	0- 0	HOME	0- 0	0- 0	5- 7				
1- 12	0- 0	0- 1	AWAY	0- 1	0- 1	1- 9				
0- 0	0- 0	0- 0	NEUTRAL	0- 0	0- 0	0- 0				
0- 10	0- 0	0- 1	NON-CONFERENCE	0- 1	0- 1	0- 7				
0- 4	0- 0	0- 0	HOME	0- 0	0- 0	0- 4				
0- 6	0- 0	0- 1	AWAY	0- 1	0- 1	0- 3				
0- 0	0- 0	0- 0	NEUTRAL	0- 0	0- 0	0- 0				
6- 9	0- 0	0- 0	CONFERENCE	0- 0	0- 0	6- 9				
5- 3	0- 0	0- 0	HOME	0- 0	0- 0	5- 3				
1- 6	0- 0	0- 0	AWAY	0- 0	0- 0	1- 6				
0- 0	0- 0	0- 0	NEUTRAL	0- 0	0- 0	0- 0				

RPI 1-25	RPI 26-50	RPI 51-100	RPI 101+ Team's RPI: 338
RPI S Opponent Score	RPI S Opponent Score	RPI S Opponent Score	RPI S Opponent Score
	33 A North Carolina St. 33 83	76 A Purdue 27 61	117 A Old Dominion 52 83
			177 H Bethune-Cookman 52 62
			179 A Hampton 36 60
			183 A Campbell 30 61
			212 H UNCG 51 64
			218 A Howard 48 62
			218 H Howard 50 73
			233 H Presbyterian 63 72
			238 H Wofford 54 64
			244 A Furman 40 60
			248 A UMES 51 73
			248 H UMES 68 59
			257 A Coastal Caro. 50 66
			278 A Norfolk St. 40 71
			281 H N.C. A&T 38 62
			282 A Coppin St. 58 46
			299 H Savannah St. 58 51
			319 H USC Upstate 58 68
			330 H Florida A&M 52 49
			333 A Morgan St. 42 44
			347 H South Carolina St. 52 41
			348 A Delaware St. 51 55
			348 H Delaware St. 68 63
LAST 12 Division I GAMES:			
299 H Savannah St. 58 51	282 A Coppin St. 58 46		
177 H Bethune-Cookman 52 62	333 A Morgan St. 42 44		
218 A Howard 48 62	348 A Delaware St. 51 55		
248 A UMES 51 73	281 H N.C. A&T 38 62		
330 H Florida A&M 52 49	218 H Howard 50 73		
347 H South Carolina St. 52 41	179 A Hampton 36 60		

Non-Div I Games: Johnson & Wales (NC75 38 Pfeiffer 47 50

N.C. Central

Loss, Non-Conf, S Site, H Home A Away N Neutral

Average RPI Win:	310	WON-LOST	WINNING	LAST 10	STRENGTH OF	OPP. STRENGTH	TEAM	ADJ.	CONF.	ADJ CONF.
Average RPI Loss:	180	RECORD	PCT. RANK	GAMES	SCHEDULE	OF SCHEDULE	RPI	RPI	RPI	RPI
DIV. I ONLY	9- 18	260	3- 7	320	285	314	314	25	25	
DIV. I NON-CONF.	5- 8	218	0- 0	337	337	307	307	24	24	
TOTALS	RPI 1-25	RPI 26-50	W-L RECORDS	RPI 51-100	RPI 101-150	RPI 150+				
9- 18	0- 0	0- 1	OVERALL	0- 7	0- 1	9- 9				
5- 7	0- 0	0- 0	HOME	0- 3	0- 0	5- 4				
3- 11	0- 0	0- 1	AWAY	0- 4	0- 1	3- 5				
1- 0	0- 0	0- 0	NEUTRAL	0- 0	0- 0	1- 0				
5- 8	0- 0	0- 1	NON-CONFERENCE	0- 1	0- 1	5- 5				
2- 3	0- 0	0- 0	HOME	0- 0	0- 0	2- 3				
2- 5	0- 0	0- 1	AWAY	0- 1	0- 1	2- 2				
1- 0	0- 0	0- 0	NEUTRAL	0- 0	0- 0	1- 0				
4- 10	0- 0	0- 0	CONFERENCE	0- 6	0- 0	4- 4				
3- 4	0- 0	0- 0	HOME	0- 3	0- 0	3- 1				
1- 6	0- 0	0- 0	AWAY	0- 3	0- 0	1- 3				
0- 0	0- 0	0- 0	NEUTRAL	0- 0	0- 0	0- 0				

RPI S	Opponent	Score	RPI S	Opponent	Score	RPI S	Opponent	Score	RPI S	Opponent	Score	Team's RPI: 314
27	A Harvard	38 59	70	A Bucknell	36 67	110	A Saint Joseph's	36 75				
			95	A Jacksonville	59 75	172	H Columbia	51 65				
			95	H Jacksonville	56 75	207	H Binghamton	44 68				
			99	A Stetson	43 77	218	H Howard	70 55				
			99	H Stetson	37 60	271	A Vermont	42 64				
			100	A FGCU	53 73	276	A Kennesaw St.	64 75				
			100	H FGCU	46 77	276	H Kennesaw St.	56 66				
						293	A Lehigh	52 84				
						294	A North Florida	51 61				
						294	H North Florida	64 62				
						296	A Lipscomb	76 53				
						296	H Lipscomb	76 68				
						319	A USC Upstate	58 75				
						319	H USC Upstate	70 66				
						332	N LIU Brooklyn	50 48				
						339	H Fairleigh Dickinson	61 66				
						340	A Chicago St.	57 42				
						343	H Wagner	68 45				
						348	A Delaware St.	57 43				
LAST 12 Division I GAMES:												
319	H USC Upstate	70 66	296	A Lipscomb	76 53							
100	H FGCU	46 77	276	A Kennesaw St.	64 75							
99	H Stetson	37 60	296	H Lipscomb	76 68							
294	A North Florida	51 61	99	A Stetson	43 77							
95	A Jacksonville	59 75	100	A FGCU	53 73							
276	H Kennesaw St.	56 66	95	H Jacksonville	56 75							

Non-Div I Games: St. Joseph's (Brkln87 53 Rutgers-Newark 83 52

NJIT

Loss, Non-Conf, S Site, H Home A Away N Neutral



Average RPI Win: <b>248</b>	WON-LOST	WINNING	LAST 10	STRENGTH OF	OPP. STRENGTH	TEAM	ADJ.	CONF.	ADJ CONF.
Average RPI Loss: <b>132</b>	RECORD	PCT. RANK	GAMES	SCHEDULE	OF SCHEDULE	RPI	RPI	RPI	RPI
DIV. I ONLY	20- 8	61	7- 3	281	230	130	130	23	23
DIV. I NON-CONF.	6- 4	127	0- 0	261	105	150	150	25	25
TOTALS	RPI 1-25	RPI 26-50	W-L RECORDS	RPI 51-100	RPI 101-150	RPI 150+			
20- 8	0- 1	0- 0	OVERALL	0- 3	1- 0	19- 4			
11- 2	0- 0	0- 0	HOME	0- 1	1- 0	10- 1			
9- 5	0- 1	0- 0	AWAY	0- 2	0- 0	9- 2			
0- 1	0- 0	0- 0	NEUTRAL	0- 0	0- 0	0- 1			
6- 4	0- 1	0- 0	NON-CONFERENCE	0- 1	1- 0	5- 2			
4- 0	0- 0	0- 0	HOME	0- 0	1- 0	3- 0			
2- 3	0- 1	0- 0	AWAY	0- 1	0- 0	2- 1			
0- 1	0- 0	0- 0	NEUTRAL	0- 0	0- 0	0- 1			
14- 4	0- 0	0- 0	CONFERENCE	0- 2	0- 0	14- 2			
7- 2	0- 0	0- 0	HOME	0- 1	0- 0	7- 1			
7- 2	0- 0	0- 0	AWAY	0- 1	0- 0	7- 1			
0- 0	0- 0	0- 0	NEUTRAL	0- 0	0- 0	0- 0			

RPI	S	Opponent	Score	RPI	S	Opponent	Score	RPI	S	Opponent	Score	RPI	S	Opponent	Score	Team's RPI: 130
15	A	Tennessee	55 <b>85</b>					70	A	Bucknell	64 <b>67</b>	150	H	Iona	73 68	
								70	H	Bucknell	54 <b>63</b>	159	A	Army West Point	63 58	
								77	A	Wake Forest	65 <b>75</b>	159	H	Army West Point	67 62	
												167	N	Arkansas	67 <b>70</b>	
												179	H	Cleveland St.	88 63	
												189	H	Hofstra	78 69	
												191	A	American	48 <b>50</b>	
												191	H	American	60 44	
												193	A	George Mason	64 <b>68</b>	
												220	A	Boston U.	62 59	
												220	H	Boston U.	55 41	
												246	H	Liberty	67 66	
												270	A	Loyola Maryland	55 43	
												270	H	Loyola Maryland	77 51	
												274	A	Colgate	80 67	
												274	H	Colgate	61 <b>69</b>	
												287	A	Nevada	79 62	
												293	A	Lehigh	66 64	
												293	H	Lehigh	79 44	
												308	A	Holy Cross	73 71	
												308	H	Holy Cross	57 56	
												310	A	Lafayette	68 65	
												310	H	Lafayette	76 41	
												324	A	Air Force	64 46	
LAST 12 Division I GAMES:																
191	H	American	60 44	270	A	Loyola Maryland	55 43									
70	H	Bucknell	54 <b>63</b>	274	H	Colgate	61 <b>69</b>									
191	A	American	48 <b>50</b>	220	H	Boston U.	55 41									
159	H	Army West Point	67 62	308	A	Holy Cross	73 71									
293	H	Lehigh	79 44	159	A	Army West Point	63 58									
310	A	Lafayette	68 65	293	A	Lehigh	66 64									

Non-Div I Games: Goucher 93 40

Navy

■ Loss, 
 ■ Non-Conf, 
 ■ S Site, 
 ■ Home 
 ■ A Away 
 N Neutral

## Nebraska

Through Games Of March 1, 2017

Average RPI Win:	136	WON-LOST	WINNING	LAST 10	STRENGTH OF	OPP. STRENGTH	TEAM	ADJ.	CONF.	ADJ CONF.
Average RPI Loss:	70	RECORD	PCT. RANK	GAMES	SCHEDULE	OF SCHEDULE	RPI	RPI	RPI	RPI
DIV. I ONLY	7- 22	309	2- 8	20	41	197	197	6	6	
DIV. I NON-CONF.	4- 8	230	0- 0	15	9	158	158	6	6	
TOTALS	RPI 1-25	RPI 26-50	W-L RECORDS	RPI 51-100	RPI 101-150	RPI 150+				
7- 22	0- 6	3- 4	OVERALL	0- 8	0- 1	4- 3				
7- 9	0- 4	3- 2	HOME	0- 3	0- 0	4- 0				
0- 10	0- 2	0- 2	AWAY	0- 4	0- 0	0- 2				
0- 3	0- 0	0- 0	NEUTRAL	0- 1	0- 1	0- 1				
4- 8	0- 3	1- 1	NON-CONFERENCE	0- 3	0- 1	3- 0				
4- 4	0- 2	1- 1	HOME	0- 1	0- 0	3- 0				
0- 2	0- 1	0- 0	AWAY	0- 1	0- 0	0- 0				
0- 2	0- 0	0- 0	NEUTRAL	0- 1	0- 1	0- 0				
3- 14	0- 3	2- 3	CONFERENCE	0- 5	0- 0	1- 3				
3- 5	0- 2	2- 1	HOME	0- 2	0- 0	1- 0				
0- 8	0- 1	0- 2	AWAY	0- 3	0- 0	0- 2				
0- 1	0- 0	0- 0	NEUTRAL	0- 0	0- 0	0- 1				

RPI	S	Opponent	Score	RPI	S	Opponent	Score	RPI	S	Opponent	Score	RPI	S	Opponent	Score	Team's RPI: 197
1	H	UConn	41 84	28	H	Drake	70 84	51	A	Iowa	72 75	107	N	Washington St.	65 79	
20	H	Missouri	35 55	39	A	Michigan	60 88	54	N	Virginia	51 73	155	H	Omaha	66 58	
21	H	Maryland	49 93	39	H	Michigan	51 84	55	H	California	65 86	201	A	Illinois	59 79	
22	A	Creighton	64 80	45	H	Indiana	67 64	71	A	Penn St.	69 86	201	N	Illinois	70 79	
24	A	Ohio St.	75 95	46	A	Michigan St.	73 93	72	H	Northwestern	58 62	208	H	San Jose St.	83 61	
24	H	Ohio St.	69 87	46	H	Michigan St.	76 74	76	A	Purdue	45 88	210	A	Wisconsin	56 82	
				48	H	Colorado St.	62 59	80	H	Minnesota	69 79	223	H	Rutgers	62 58	
								98	A	Virginia Tech	67 76	224	H	UTRGV	71 53	
LAST 12 Division I GAMES:																
201	N	Illinois	70 79	80	H	Minnesota	69 79									
46	H	Michigan St.	76 74	24	A	Ohio St.	75 95									
39	A	Michigan	60 88	76	A	Purdue	45 88									
45	H	Indiana	67 64	39	H	Michigan	51 84									
24	H	Ohio St.	69 87	71	A	Penn St.	69 86									
210	A	Wisconsin	56 82	201	A	Illinois	59 79									

Non-Div I Games:

Nebraska

■ Loss, 
■ Non-Conf, 
■ S Site, 
■ H Home 
■ A Away 
N Neutral

## Nevada

Through Games Of March 1, 2017

Average RPI Win: <b>243</b>	WON-LOST	WINNING	LAST 10	STRENGTH OF	OPP. STRENGTH	TEAM	ADJ.	CONF.	ADJ CONF.
Average RPI Loss: <b>157</b>	RECORD	PCT. RANK	GAMES	SCHEDULE	OF SCHEDULE	RPI	RPI	RPI	RPI
DIV. I ONLY	10- 17	248	4- 6	288	152	287	287	13	13
DIV. I NON-CONF.	5- 5	165	0- 0	321	207	270	270	15	15
TOTALS	RPI 1-25	RPI 26-50	W-L RECORDS	RPI 51-100	RPI 101-150	RPI 150+			
10- 17	0- 0	0- 0	OVERALL	1- 5	1- 4	8- 8			
7- 9	0- 0	0- 0	HOME	1- 3	1- 3	5- 3			
3- 8	0- 0	0- 0	AWAY	0- 2	0- 1	3- 5			
0- 0	0- 0	0- 0	NEUTRAL	0- 0	0- 0	0- 0			
5- 5	0- 0	0- 0	NON-CONFERENCE	0- 1	1- 2	4- 2			
3- 4	0- 0	0- 0	HOME	0- 1	1- 2	2- 1			
2- 1	0- 0	0- 0	AWAY	0- 0	0- 0	2- 1			
0- 0	0- 0	0- 0	NEUTRAL	0- 0	0- 0	0- 0			
5- 12	0- 0	0- 0	CONFERENCE	1- 4	0- 2	4- 6			
4- 5	0- 0	0- 0	HOME	1- 2	0- 1	3- 2			
1- 7	0- 0	0- 0	AWAY	0- 2	0- 1	1- 4			
0- 0	0- 0	0- 0	NEUTRAL	0- 0	0- 0	0- 0			

N  
e  
v  
a  
d  
aN  
e  
v  
a  
d  
a

RPI S	Opponent	Score	RPI S	Opponent	Score	RPI S	Opponent	Score	RPI S	Opponent	Score	Team's RPI: 287
						58	A Boise St.	74 77	121	H Long Beach St.	93 97	
						58	H Boise St.	69 62	130	H Navy	62 79	
						65	H Utah	50 80	142	A New Mexico	50 59	
						88	H Wyoming	59 72	142	H New Mexico	63 69	
						97	A UNLV	41 60	144	H Memphis	75 67	
						97	H UNLV	49 64	174	A Fresno St.	54 68	
									174	H Fresno St.	70 71	
									187	A Utah St.	57 60	
									187	H Utah St.	69 81	
									208	A San Jose St.	84 107	
									208	H San Jose St.	108 85	
									217	A San Diego	54 70	
									259	H Hawaii	67 59	
									264	A San Diego St.	78 83	
									264	H San Diego St.	88 65	
									269	H Portland	72 59	
									280	A Sacramento St.	99 95	
									304	A Pepperdine	69 60	
									322	H UC Irvine	59 72	
									324	A Air Force	56 51	
									324	H Air Force	65 58	
LAST 12 Division I GAMES:												
208	H	San Jose St.	108	85	97	A	UNLV	41	60			
97	H	UNLV	49	64	187	H	Utah St.	69	81			
58	A	Boise St.	74	77	142	A	New Mexico	50	59			
187	A	Utah St.	57	60	58	H	Boise St.	69	62			
324	H	Air Force	65	58	174	A	Fresno St.	54	68			
264	H	San Diego St.	88	65	324	A	Air Force	56	51			

Non-Div I Games: Holy Names 70 42

Nevada

■ Loss, 
 ■ Non-Conf, 
 ■ S Site, 
 ■ Home 
 ■ A Away 
 N Neutral

New Hampshire

Through Games Of March 1, 2017

Average RPI Win:	230	WON-LOST	WINNING	LAST 10	STRENGTH OF	OPP. STRENGTH	TEAM	ADJ.	CONF.	ADJ CONF.
Average RPI Loss:	98	RECORD	PCT. RANK	GAMES	SCHEDULE	OF SCHEDULE	RPI	RPI	RPI	RPI
DIV. I ONLY	24- 4	9	9- 1	276	214	66	66	22	22	
DIV. I NON-CONF.	9- 3	63	0- 0	259	220	102	102	22	22	
TOTALS	RPI 1-25	RPI 26-50	W-L RECORDS	RPI 51-100	RPI 101-150	RPI 150+				
24- 4	0- 1	0- 0	OVERALL	0- 0	3- 3	21- 0				
13- 1	0- 0	0- 0	HOME	0- 0	2- 1	11- 0				
11- 3	0- 1	0- 0	AWAY	0- 0	1- 2	10- 0				
0- 0	0- 0	0- 0	NEUTRAL	0- 0	0- 0	0- 0				
9- 3	0- 1	0- 0	NON-CONFERENCE	0- 0	0- 2	9- 0				
5- 1	0- 0	0- 0	HOME	0- 0	0- 1	5- 0				
4- 2	0- 1	0- 0	AWAY	0- 0	0- 1	4- 0				
0- 0	0- 0	0- 0	NEUTRAL	0- 0	0- 0	0- 0				
15- 1	0- 0	0- 0	CONFERENCE	0- 0	3- 1	12- 0				
8- 0	0- 0	0- 0	HOME	0- 0	2- 0	6- 0				
7- 1	0- 0	0- 0	AWAY	0- 0	1- 1	6- 0				
0- 0	0- 0	0- 0	NEUTRAL	0- 0	0- 0	0- 0				

RPI 1-25				RPI 26-50				RPI 51-100				Team's RPI: 66		RPI 101+							
RPI	S	Opponent	Score	RPI	S	Opponent	Score	RPI	S	Opponent	Score			RPI	S	Opponent	Score				
14	A	Kentucky	43 92											118	A	Cornell	56 61				
														126	A	Albany (NY)	55 64				
														126	H	Albany (NY)	71 58				
														132	H	Yale	58 64				
														138	A	Maine	65 57				
														138	H	Maine	50 44				
														154	A	Northeastern	66 63				
														169	A	Siena	77 67				
														188	A	Hartford	62 57				
														188	H	Hartford	58 50				
														195	H	Sacred Heart	71 43				
														205	A	UMBC	65 61				
														205	H	UMBC	60 50				
														207	A	Binghamton	70 62				
														207	H	Binghamton	76 69				
														220	A	Boston U.	59 51				
														225	H	Dartmouth	64 47				
														262	A	Stony Brook	56 45				
														262	H	Stony Brook	49 46				
														263	H	Bryant	62 60				
LAST 12 Division I GAMES:																					
				205	A	UMBC	65 61					126	A	Albany (NY)	55 64			271	A	Vermont	57 49
				344	H	UMass Lowell	58 45					262	A	Stony Brook	56 45			271	H	Vermont	66 47
				188	A	Hartford	62 57					205	H	UMBC	60 50			272	A	Manhattan	59 42
				138	A	Maine	65 57					344	A	UMass Lowell	76 57			318	H	Central Conn. St.	56 52
				207	H	Binghamton	76 69					188	H	Hartford	58 50			343	H	Wagner	73 40
				271	H	Vermont	66 47					138	H	Maine	50 44			344	A	UMass Lowell	76 57

Non-Div I Games: New England Col. 58 38

New Hampshire

Loss, Non-Conf, S Site, H Home A Away N Neutral

N  
e  
w  
H  
a  
m  
p  
s  
h  
i  
r  
e

New Hampshire  
RPI S Opponent Score

Through Games Of March 1, 2017

RPI	S	Opponent	Score
344	H	UMass Lowell	58 45

N  
e  
w  
H  
a  
m  
p  
s  
h  
i  
r  
e

New Hampshire

Average RPI Win:	217	WON-LOST	WINNING	LAST 10	STRENGTH OF	OPP. STRENGTH	TEAM	ADJ.	CONF.	ADJ CONF.
Average RPI Loss:	88	RECORD	PCT. RANK	GAMES	SCHEDULE	OF SCHEDULE	RPI	RPI	RPI	RPI
DIV. I ONLY	14- 13	166	5- 4	80	147	142	142	13	13	
DIV. I NON-CONF.	4- 6	209	0- 0	148	101	231	231	15	15	
TOTALS	RPI 1-25	RPI 26-50	W-L RECORDS	RPI 51-100	RPI 101-150	RPI 150+				
14- 13	0- 0	0- 3	OVERALL	2- 6	1- 4	11- 0				
10- 6	0- 0	0- 1	HOME	2- 3	1- 2	7- 0				
4- 7	0- 0	0- 2	AWAY	0- 3	0- 2	4- 0				
0- 0	0- 0	0- 0	NEUTRAL	0- 0	0- 0	0- 0				
4- 6	0- 0	0- 1	NON-CONFERENCE	1- 1	1- 4	2- 0				
4- 3	0- 0	0- 0	HOME	1- 1	1- 2	2- 0				
0- 3	0- 0	0- 1	AWAY	0- 0	0- 2	0- 0				
0- 0	0- 0	0- 0	NEUTRAL	0- 0	0- 0	0- 0				
10- 7	0- 0	0- 2	CONFERENCE	1- 5	0- 0	9- 0				
6- 3	0- 0	0- 1	HOME	1- 2	0- 0	5- 0				
4- 4	0- 0	0- 1	AWAY	0- 3	0- 0	4- 0				
0- 0	0- 0	0- 0	NEUTRAL	0- 0	0- 0	0- 0				

RPI S	Opponent	Score	RPI S	Opponent	Score	RPI S	Opponent	Score	RPI S	Opponent	Score	Team's RPI: 142
36	A Marquette	52 62	58	A Boise St.	62 64	102	A Texas Tech	58 69				
48	A Colorado St.	55 58	58	H Boise St.	75 68	110	H Saint Joseph's	67 79				
48	H Colorado St.	63 78	80	H Minnesota	65 69	146	A New Mexico St.	70 77				
			88	A Wyoming	52 68	146	H New Mexico St.	84 55				
			88	H Wyoming	58 60	148	H Tulsa	64 67				
			96	H SMU	64 49	174	A Fresno St.	80 54				
			97	A UNLV	42 56	174	H Fresno St.	66 57				
			97	H UNLV	52 61	187	A Utah St.	68 58				
						187	H Utah St.	78 67				
						208	A San Jose St.	82 72				
						264	H San Diego St.	85 42				
						287	A Nevada	69 63				
						287	H Nevada	59 50				
						301	H UTEP	79 66				
						324	H Air Force	81 64				
						339	H Fairleigh Dickinson	83 56				
LAST 12 Division I GAMES:												
88	H Wyoming	58 60	97	H UNLV	52 61							
48	A Colorado St.	55 58	287	H Nevada	59 50							
174	H Fresno St.	66 57	187	A Utah St.	68 58							
58	A Boise St.	62 64	88	A Wyoming	52 68							
324	H Air Force	81 64	58	H Boise St.	75 68							
208	A San Jose St.	82 72	48	H Colorado St.	63 78							

Non-Div I Games: Northern N.M. 87 47

New Mexico

■ Loss, 
 ■ Non-Conf, S Site, 
 ■ Home 
 ■ Away 
 N Neutral

Average RPI Win:	270	WON-LOST	WINNING	LAST 10	STRENGTH OF	OPP. STRENGTH	TEAM	ADJ.	CONF.	ADJ CONF.
Average RPI Loss:	137	RECORD	PCT. RANK	GAMES	SCHEDULE	OF SCHEDULE	RPI	RPI	RPI	RPI
DIV. I ONLY	19- 6	34	10- 0	337	257	146	146	29	29	
DIV. I NON-CONF.	6- 6	165	0- 0	286	145	213	213	29	29	
TOTALS	RPI 1-25	RPI 26-50	W-L RECORDS	RPI 51-100	RPI 101-150	RPI 150+				
19- 6	0- 0	0- 1	OVERALL	0- 1	1- 2	18- 2				
10- 1	0- 0	0- 0	HOME	0- 0	1- 1	9- 0				
8- 2	0- 0	0- 0	AWAY	0- 0	0- 1	8- 1				
1- 3	0- 0	0- 1	NEUTRAL	0- 1	0- 0	1- 1				
6- 6	0- 0	0- 1	NON-CONFERENCE	0- 1	1- 2	5- 2				
3- 1	0- 0	0- 0	HOME	0- 0	1- 1	2- 0				
2- 2	0- 0	0- 0	AWAY	0- 0	0- 1	2- 1				
1- 3	0- 0	0- 1	NEUTRAL	0- 1	0- 0	1- 1				
13- 0	0- 0	0- 0	CONFERENCE	0- 0	0- 0	13- 0				
7- 0	0- 0	0- 0	HOME	0- 0	0- 0	7- 0				
6- 0	0- 0	0- 0	AWAY	0- 0	0- 0	6- 0				
0- 0	0- 0	0- 0	NEUTRAL	0- 0	0- 0	0- 0				

RPI 1-25			RPI 26-50			RPI 51-100			RPI 101+			Team's RPI: 146
RPI	S	Opponent	Score	RPI	S	Opponent	Score	RPI	S	Opponent	Score	
				41	N	Quinnipiac	46 49	97	N	UNLV	47 52	
								122	H	Arizona	63 74	
								142	A	New Mexico	55 84	
								142	H	New Mexico	77 70	
								158	N	Santa Clara	46 60	
								208	H	San Jose St.	66 55	
								215	A	Seattle U	64 61	
								215	H	Seattle U	73 69	
								224	H	UTRGV	87 67	
								228	A	Grand Canyon	81 65	
								228	H	Grand Canyon	67 60	
								259	A	Hawaii	53 56	
								267	A	CSU Bakersfield	64 55	
								267	H	CSU Bakersfield	69 55	
								280	N	Sacramento St.	99 73	
								288	A	Northern Ariz.	79 68	
								301	A	UTEP	67 59	
								304	H	Pepperdine	75 66	
								315	A	UMKC	60 43	
								315	H	UMKC	78 72	
								331	A	Utah Valley	66 53	
								331	H	Utah Valley	63 46	
								340	A	Chicago St.	65 54	
								340	H	Chicago St.	100 63	
LAST 12 Division I GAMES:												
				215	A	Seattle U	64 61	331	H	Utah Valley	63 46	
				331	A	Utah Valley	66 53	215	H	Seattle U	73 69	
				224	H	UTRGV	87 67	315	A	UMKC	60 43	
				228	H	Grand Canyon	67 60	267	A	CSU Bakersfield	64 55	
				267	H	CSU Bakersfield	69 55	228	A	Grand Canyon	81 65	
				340	A	Chicago St.	65 54	340	H	Chicago St.	100 63	

Non-Div I Games: N.M. Highlands 94 37 Western N.M. 85 28

New Mexico St.

Loss, Non-Conf, S Site, H Home A Away N Neutral

Average RPI Win:	296	WON-LOST	WINNING	LAST 10	STRENGTH OF	OPP. STRENGTH	TEAM	ADJ.	CONF.	ADJ CONF.
Average RPI Loss:	143	RECORD	PCT. RANK	GAMES	SCHEDULE	OF SCHEDULE	RPI	RPI	RPI	RPI
DIV. I ONLY	10- 13	212	4- 6	184	307	211	211	27	27	
DIV. I NON-CONF.	2- 5	259	0- 0	62	171	179	179	27	27	
TOTALS	RPI 1-25	RPI 26-50	W-L RECORDS	RPI 51-100	RPI 101-150	RPI 150+				
10- 13	0- 1	0- 1	OVERALL	0- 2	0- 6	10- 3				
6- 4	0- 0	0- 0	HOME	0- 1	0- 2	6- 1				
4- 9	0- 1	0- 1	AWAY	0- 1	0- 4	4- 2				
0- 0	0- 0	0- 0	NEUTRAL	0- 0	0- 0	0- 0				
2- 5	0- 1	0- 1	NON-CONFERENCE	0- 0	0- 2	2- 1				
1- 1	0- 0	0- 0	HOME	0- 0	0- 0	1- 1				
1- 4	0- 1	0- 1	AWAY	0- 0	0- 2	1- 0				
0- 0	0- 0	0- 0	NEUTRAL	0- 0	0- 0	0- 0				
8- 8	0- 0	0- 0	CONFERENCE	0- 2	0- 4	8- 2				
5- 3	0- 0	0- 0	HOME	0- 1	0- 2	5- 0				
3- 5	0- 0	0- 0	AWAY	0- 1	0- 2	3- 2				
0- 0	0- 0	0- 0	NEUTRAL	0- 0	0- 0	0- 0				

RPI S	Opponent	Score	RPI S	Opponent	Score	RPI S	Opponent	Score	RPI S	Opponent	Score	Team's RPI: 211
13	A Texas	48 80	50	A Iowa St.	63 100	93	A SFA	61 88	104	A Abilene Christian	55 68	
						93	H SFA	67 71	106	H Central Ark.	51 55	
									127	A Southern Miss.	53 78	
									131	A Alabama	57 78	
									135	A Lamar University	42 73	
									135	H Lamar University	55 66	
									203	H Texas Southern	63 57	
									242	H South Ala.	62 65	
									247	A Jacksonville St.	81 79	
									290	H A&M-Corpus Christi	75 54	
									292	A McNeese	71 59	
									292	H McNeese	92 85	
									295	H Nicholls St.	81 77	
									307	A Northwestern St.	93 95	
									327	A Southeastern La.	70 85	
									329	A Incarnate Word	71 67	
									329	H Incarnate Word	84 58	
									337	H Sam Houston St.	78 49	
									341	A Houston Baptist	73 63	
LAST 12 Division I GAMES:												
307	A	Northwestern St.	93	95	135	H	Lamar University	55	66			
93	H	SFA	67	71	93	A	SFA	61	88			
292	H	McNeese	92	85	292	A	McNeese	71	59			
327	A	Southeastern La.	70	85	106	H	Central Ark.	51	55			
329	H	Incarnate Word	84	58	341	A	Houston Baptist	73	63			
295	H	Nicholls St.	81	77	337	H	Sam Houston St.	78	49			

Non-Div I Games: Blue Mountain 75 37 Crowley's Ridge 123 33 Trinity Baptist 100 35

New Orleans

Loss, Non-Conf, S Site, H Home A Away N Neutral



## Niagara

Through Games Of March 1, 2017

Average RPI Win:	240	WON-LOST	WINNING	LAST 10	STRENGTH OF	OPP. STRENGTH	TEAM	ADJ.	CONF.	ADJ CONF.
Average RPI Loss:	141	RECORD	PCT. RANK	GAMES	SCHEDULE	OF SCHEDULE	RPI	RPI	RPI	RPI
DIV. I ONLY	8- 21	288	3- 7	118	198	249	249	18	18	
DIV. I NON-CONF.	3- 6	230	0- 0	11	128	99	99	17	17	
TOTALS	RPI 1-25	RPI 26-50	W-L RECORDS	RPI 51-100	RPI 101-150	RPI 150+				
8- 21	0- 1	0- 4	OVERALL	0- 2	0- 5	8- 9				
5- 8	0- 1	0- 1	HOME	0- 0	0- 2	5- 4				
3- 13	0- 0	0- 3	AWAY	0- 2	0- 3	3- 5				
0- 0	0- 0	0- 0	NEUTRAL	0- 0	0- 0	0- 0				
3- 6	0- 1	0- 2	NON-CONFERENCE	0- 2	0- 1	3- 0				
2- 1	0- 1	0- 0	HOME	0- 0	0- 0	2- 0				
1- 5	0- 0	0- 2	AWAY	0- 2	0- 1	1- 0				
0- 0	0- 0	0- 0	NEUTRAL	0- 0	0- 0	0- 0				
5- 15	0- 0	0- 2	CONFERENCE	0- 0	0- 4	5- 9				
3- 7	0- 0	0- 1	HOME	0- 0	0- 2	3- 4				
2- 8	0- 0	0- 1	AWAY	0- 0	0- 2	2- 5				
0- 0	0- 0	0- 0	NEUTRAL	0- 0	0- 0	0- 0				

RPI 1-25				RPI 26-50				RPI 51-100				RPI 101+ Team's RPI: 249			
RPI	S	Opponent	Score	RPI	S	Opponent	Score	RPI	S	Opponent	Score	RPI	S	Opponent	Score
21	H	Maryland	64 96	30	A	Syracuse	60 109	82	A	Drexel	57 69	119	A	Fordham	69 92
				39	A	Michigan	35 107	92	A	Buffalo	63 73	120	A	Rider	41 62
				41	A	Quinnipiac	45 61					120	H	Rider	58 78
				41	H	Quinnipiac	64 71					150	A	Iona	61 68
												150	H	Iona	55 65
												168	A	Fairfield	63 66
												168	H	Fairfield	55 65
												169	A	Siena	53 71
												169	H	Siena	68 70
												179	A	Cleveland St.	67 49
												188	H	Hartford	75 62
												219	A	Monmouth	62 68
												219	H	Monmouth	66 45
												221	A	Marist	68 53
												221	H	Marist	58 60
												240	H	St. Bonaventure	65 43
												256	A	Canisius	41 52
												256	H	Canisius	57 65
												272	A	Manhattan	62 59
												272	H	Manhattan	65 42
												326	A	Saint Peter's	66 78
												326	H	Saint Peter's	71 63
LAST 12 Division I GAMES:															
219	A	Monmouth	62 68	272	H	Manhattan	65 42								
120	A	Rider	41 62	150	H	Iona	55 65								
326	H	Saint Peter's	71 63	168	A	Fairfield	63 66								
169	H	Siena	68 70	41	A	Quinnipiac	45 61								
221	A	Marist	68 53	168	H	Fairfield	55 65								
256	A	Canisius	41 52	256	H	Canisius	57 65								

Non-Div I Games:

Niagara

■ Loss, 
 ■ Non-Conf, 
 ■ S Site, 
 ■ H Home 
 ■ A Away 
 N Neutral

Average RPI Win:	<b>292</b>	WON-LOST	WINNING	LAST 10	STRENGTH OF	OPP. STRENGTH	TEAM	ADJ.	CONF.	ADJ CONF.
Average RPI Loss:	<b>194</b>	RECORD	PCT. RANK	GAMES	SCHEDULE	OF SCHEDULE	RPI	RPI	RPI	RPI
DIV. I ONLY	<b>9- 19</b>	<b>264</b>	<b>3- 7</b>	<b>287</b>	<b>318</b>	<b>295</b>	<b>295</b>	<b>27</b>	<b>27</b>	
DIV. I NON-CONF.	<b>3- 8</b>	<b>262</b>	<b>0- 0</b>	<b>221</b>	<b>342</b>	<b>287</b>	<b>287</b>	<b>27</b>	<b>27</b>	
TOTALS	RPI 1-25	RPI 26-50	W-L RECORDS	RPI 51-100	RPI 101-150	RPI 150+				
9- 19	0- 0	0- 0	OVERALL	0- 4	1- 6	8- 9				
6- 5	0- 0	0- 0	HOME	0- 1	1- 3	5- 1				
3- 13	0- 0	0- 0	AWAY	0- 0	0- 0	3- 1				
0- 1	0- 0	0- 0	NEUTRAL	0- 0	0- 0	0- 1				
3- 8	0- 0	0- 0	NON-CONFERENCE	0- 2	0- 3	3- 3				
2- 1	0- 0	0- 0	HOME	0- 0	0- 1	2- 0				
1- 6	0- 0	0- 0	AWAY	0- 2	0- 2	1- 2				
0- 1	0- 0	0- 0	NEUTRAL	0- 0	0- 0	0- 1				
6- 11	0- 0	0- 0	CONFERENCE	0- 2	1- 3	5- 6				
4- 4	0- 0	0- 0	HOME	0- 1	1- 2	3- 1				
2- 7	0- 0	0- 0	AWAY	0- 1	0- 1	2- 5				
0- 0	0- 0	0- 0	NEUTRAL	0- 0	0- 0	0- 0				

RPI 1-25			RPI 26-50			RPI 51-100			RPI 101+ Team's RPI: 295		
RPI	S	Opponent	Score	RPI	S	Opponent	Score	RPI	S	Opponent	Score
								79	A	Gonzaga	46 <b>78</b>
								93	A	SFA	55 <b>80</b>
								93	H	SFA	77 <b>82</b>
								95	A	Jacksonville	71 <b>76</b>
								104	H	Abilene Christian	73 <b>89</b>
								106	H	Central Ark.	52 <b>61</b>
								114	H	Troy	75 <b>100</b>
								135	A	Lamar University	77 <b>81</b>
								135	H	Lamar University	78 67
								143	A	Louisiana Tech	52 <b>68</b>
								144	A	Memphis	62 <b>73</b>
								198	A	Grambling	71 60
								211	A	New Orleans	77 <b>81</b>
								247	A	Jacksonville St.	52 <b>75</b>
								283	A	Prairie View	67 <b>69</b>
								290	A	A&M-Corpus Christi	60 <b>65</b>
								290	H	A&M-Corpus Christi	74 54
								292	A	McNeese	52 <b>59</b>
								294	N	North Florida	74 <b>77</b>
								307	A	Northwestern St.	58 <b>75</b>
								327	A	Southeastern La.	76 60
								327	H	Southeastern La.	92 57
								329	A	Incarnate Word	63 <b>69</b>
								329	H	Incarnate Word	52 <b>78</b>
								334	H	Jackson St.	83 76
								335	H	La.-Monroe	73 54
								337	A	Sam Houston St.	66 59
								341	H	Houston Baptist	76 57
LAST 12 Division I GAMES:											
135	A	Lamar University	77 <b>81</b>	211	A	New Orleans	77 <b>81</b>				
327	H	Southeastern La.	92 57	327	A	Southeastern La.	76 60				
329	A	Incarnate Word	63 <b>69</b>	290	A	A&M-Corpus Christi	60 <b>65</b>				
292	A	McNeese	52 <b>59</b>	341	H	Houston Baptist	76 57				
106	H	Central Ark.	52 <b>61</b>	135	H	Lamar University	78 67				
93	H	SFA	77 <b>82</b>	104	H	Abilene Christian	73 <b>89</b>				

Non-Div I Games:

Nicholls St.

■ Loss, 
 ■ Non-Conf, 
 ■ S Site, 
 ■ Home 
 ■ A Away 
 N Neutral

Non-Conference				Through Games Of March 17, 2017						
Average RPI Win:	309	WON-LOST	WINNING	LAST 10	STRENGTH OF	OPP. STRENGTH	TEAM	ADJ.	CONF.	ADJ CONF.
Average RPI Loss:	202	RECORD	PCT. RANK	GAMES	SCHEDULE	OF SCHEDULE	RPI	RPI	RPI	RPI
DIV. I ONLY	12- 14	199	4- 6	341	336	278	278	32	32	
DIV. I NON-CONF.	3- 7	250	0- 0	307	279	261	261	31	31	
-----										
TOTALS	RPI 1-25		RPI 26-50		W-L RECORDS		RPI 51-100		RPI 101-150	RPI 150+
12- 14	0- 0		0- 0		OVERALL		0- 0		0- 2	12- 12
5- 4	0- 0		0- 0		HOME		0- 0		0- 1	5- 3
7- 9	0- 0		0- 0		AWAY		0- 0		0- 1	7- 8
0- 1	0- 0		0- 0		NEUTRAL		0- 0		0- 0	0- 1
3- 7	0- 0		0- 0		NON-CONFERENCE		0- 0		0- 2	3- 5
0- 1	0- 0		0- 0		HOME		0- 0		0- 1	0- 0
3- 5	0- 0		0- 0		AWAY		0- 0		0- 1	3- 4
0- 1	0- 0		0- 0		NEUTRAL		0- 0		0- 0	0- 1
9- 7	0- 0		0- 0		CONFERENCE		0- 0		0- 0	9- 7
5- 3	0- 0		0- 0		HOME		0- 0		0- 0	5- 3
4- 4	0- 0		0- 0		AWAY		0- 0		0- 0	4- 4
0- 0	0- 0		0- 0		NEUTRAL		0- 0		0- 0	0- 0

[illegible]

Non-Div I Games:	Lincoln (PA)	62	28	Saint Augustine's	99	59
------------------	--------------	----	----	-------------------	----	----

Norfolk St.

Loss, Non-Conf, S Site, H Home A Away N Neutral

## North Carolina

Through Games Of March 1, 2017

Average RPI Win:	166	WON-LOST	WINNING	LAST 10	STRENGTH OF	OPP. STRENGTH	TEAM	ADJ.	CONF.	ADJ CONF.
Average RPI Loss:	54	RECORD	PCT. RANK	GAMES	SCHEDULE	OF SCHEDULE	RPI	RPI	RPI	RPI
DIV. I ONLY	15- 15	172	4- 6	45	62	112	112	3	3	
DIV. I NON-CONF.	11- 2	23	1- 0	174	250	68	68	4	4	
TOTALS	RPI 1-25	RPI 26-50	W-L RECORDS	RPI 51-100	RPI 101-150	RPI 150+				
15- 15	0- 6	2- 4	OVERALL	5- 2	0- 1	8- 2				
11- 5	0- 3	2- 0	HOME	3- 1	0- 0	6- 1				
1- 8	0- 3	0- 2	AWAY	0- 1	0- 1	1- 1				
3- 2	0- 0	0- 2	NEUTRAL	2- 0	0- 0	1- 0				
11- 2	0- 0	1- 2	NON-CONFERENCE	3- 0	0- 0	7- 0				
8- 0	0- 0	1- 0	HOME	1- 0	0- 0	6- 0				
1- 0	0- 0	0- 0	AWAY	0- 0	0- 0	1- 0				
2- 2	0- 0	0- 2	NEUTRAL	2- 0	0- 0	0- 0				
4- 13	0- 6	1- 2	CONFERENCE	2- 2	0- 1	1- 2				
3- 5	0- 3	1- 0	HOME	2- 1	0- 0	0- 1				
0- 8	0- 3	0- 2	AWAY	0- 1	0- 1	0- 1				
1- 0	0- 0	0- 0	NEUTRAL	0- 0	0- 0	1- 0				

RPI	S	Opponent	Score	RPI	S	Opponent	Score	RPI	S	Opponent	Score	RPI	S	Opponent	Score	Team's RPI: 112
2	H	Notre Dame	55 77	26	H	Elon	78 73	52	H	Georgia Tech	89 88	108	A	Clemson	67 78	
9	A	Duke	58 70	30	A	Syracuse	64 95	54	H	Virginia	67 58	156	A	Pittsburgh	48 68	
9	H	Duke	71 95	33	A	North Carolina St.	60 80	70	H	Bucknell	65 50	156	N	Pittsburgh	72 60	
11	H	Florida St.	77 90	33	H	North Carolina St.	83 70	77	H	Wake Forest	77 80	171	H	Boston College	77 88	
12	A	Louisville	57 87	34	N	South Fla.	55 83	80	N	Minnesota	91 77	210	A	Wisconsin	72 59	
18	A	Miami (FL)	88 100	37	N	LSU	43 70	95	N	Jacksonville	87 57	216	H	Alabama St.	84 54	
								98	A	Virginia Tech	68 76	254	H	Charleston So.	93 77	
												260	H	Marshall	75 53	
												282	H	Coppin St.	90 55	
												347	H	South Carolina St.	82 49	
												349	H	Alabama A&M	80 35	
LAST 12 Division I GAMES:																
156	N	Pittsburgh	72 60	30	A	Syracuse	64 95	171	H	Boston College	77 88	108	A	Clemson	67 78	
80	N	Minnesota	91 77	33	H	North Carolina St.	83 70	18	A	Miami (FL)	88 100	2	H	Notre Dame	55 77	
9	H	Duke	71 95	52	H	Georgia Tech	89 88									

Non-Div I Games:

North Carolina

■ Loss, 
 ■ Non-Conf, S Site, 
 ■ Home 
 ■ Away 
 N Neutral

North Carolina State				Through Games Of March 17, 2017						
Average RPI Win:	144	WON-LOST	WINNING	LAST 10	STRENGTH OF	OPP. STRENGTH	TEAM	ADJ.	CONF.	ADJ CONF.
Average RPI Loss:	51	RECORD	PCT. RANK	GAMES	SCHEDULE	OF SCHEDULE	RPI	RPI	RPI	RPI
DIV. I ONLY	22- 7	36	8- 2	73	42	33	33	3	3	
DIV. I NON-CONF.	10- 3	54	0- 0	263	155	116	116	4	4	
TOTALS	RPI 1-25	RPI 26-50	W-L RECORDS	RPI 51-100	RPI 101-150	RPI 150+				
22- 7	4- 2	1- 2	OVERALL	4- 2	2- 1	11- 0				
14- 2	2- 1	1- 0	HOME	1- 1	2- 0	8- 0				
7- 3	2- 0	0- 1	AWAY	3- 1	0- 1	2- 0				
1- 2	0- 1	0- 1	NEUTRAL	0- 0	0- 0	1- 0				
10- 3	0- 1	1- 1	NON-CONFERENCE	0- 1	0- 0	9- 0				
8- 0	0- 0	1- 0	HOME	0- 0	0- 0	7- 0				
1- 1	0- 0	0- 0	AWAY	0- 1	0- 0	1- 0				
1- 2	0- 1	0- 1	NEUTRAL	0- 0	0- 0	1- 0				
12- 4	4- 1	0- 1	CONFERENCE	4- 1	2- 1	2- 0				
6- 2	2- 1	0- 0	HOME	1- 1	2- 0	1- 0				
6- 2	2- 0	0- 1	AWAY	3- 0	0- 1	1- 0				
0- 0	0- 0	0- 0	NEUTRAL	0- 0	0- 0	0- 0				

RPI 1-25				RPI 26-50				Team's RPI: 33				RPI 51-100				RPI 101+			
RPI	S	Opponent	Score	RPI	S	Opponent	Score	RPI	S	Opponent	Score	RPI	S	Opponent	Score	RPI	S	Opponent	Score
2	H	Notre Dame	70 62	30	A	Syracuse	75 85	52	A	Georgia Tech	75 67	108	H	Clemson	65 53				
9	H	Duke	55 52	37	N	LSU	58 59	54	A	Virginia	59 48	112	A	North Carolina	70 83				
11	A	Florida St.	70 61	45	H	Indiana	84 70	63	A	Tulane	58 63	112	H	North Carolina	80 60				
12	A	Louisville	72 70					77	A	Wake Forest	65 50	156	H	Pittsburgh	55 42				
18	H	Miami (FL)	64 67					77	H	Wake Forest	77 89	171	A	Boston College	70 58				
23	N	Kansas St.	50 67					98	H	Virginia Tech	85 71	179	H	Hampton	81 56				

Non-Div I Games:

North Carolina St.

Loss, Non-Conf, S Site, H Home A Away N Neutral

# North Dakota

Through Games Of March 1, 2017

Average RPI Win:	229	WON-LOST	WINNING	LAST 10	STRENGTH OF	OPP. STRENGTH	TEAM	ADJ.	CONF.	ADJ CONF.
Average RPI Loss:	83	RECORD	PCT. RANK	GAMES	SCHEDULE	OF SCHEDULE	RPI	RPI	RPI	RPI
DIV. I ONLY	18- 8	72	9- 1	181	168	109	109	20	20	
DIV. I NON-CONF.	3- 6	230	0- 0	116	22	184	184	18	18	
TOTALS	RPI 1-25	RPI 26-50	W-L RECORDS	RPI 51-100	RPI 101-150	RPI 150+				
18- 8	0- 0	0- 2	OVERALL	0- 3	4- 2	14- 1				
9- 4	0- 0	0- 2	HOME	0- 2	2- 0	7- 0				
9- 4	0- 0	0- 0	AWAY	0- 1	2- 2	7- 1				
0- 0	0- 0	0- 0	NEUTRAL	0- 0	0- 0	0- 0				
3- 6	0- 0	0- 2	NON-CONFERENCE	0- 2	1- 1	2- 1				
1- 3	0- 0	0- 2	HOME	0- 1	1- 0	0- 0				
2- 3	0- 0	0- 0	AWAY	0- 1	0- 1	2- 1				
0- 0	0- 0	0- 0	NEUTRAL	0- 0	0- 0	0- 0				
15- 2	0- 0	0- 0	CONFERENCE	0- 1	3- 1	12- 0				
8- 1	0- 0	0- 0	HOME	0- 1	1- 0	7- 0				
7- 1	0- 0	0- 0	AWAY	0- 0	2- 1	5- 0				
0- 0	0- 0	0- 0	NEUTRAL	0- 0	0- 0	0- 0				

RPI S	Opponent	Score	RPI S	Opponent	Score	RPI S	Opponent	Score	RPI S	Opponent	Score	Team's RPI: 109
28	H Drake	91 99	51	H Iowa	60 75	102	A Texas Tech	80 90				
32	H South Dakota St.	72 83	56	A UNI	53 74	125	A Northern Colo.	57 51				
			84	H Montana St.	71 74	125	H Northern Colo.	75 68				
						137	A Eastern Wash.	75 71				
						139	A Idaho	61 74				
						141	H San Francisco	71 63				
						153	A Idaho St.	65 62				
						153	H Idaho St.	63 56				
						170	A Kansas	71 76				
						217	A San Diego	65 61				
						245	H Portland St.	65 61				
						252	A Weber St.	70 65				
						252	H Weber St.	83 67				
						280	A Sacramento St.	92 78				
						280	H Sacramento St.	94 71				
						284	A Southern Utah	68 65				
						284	H Southern Utah	75 70				
						288	A Northern Ariz.	80 78				
						288	H Northern Ariz.	88 69				
						298	A North Dakota St.	76 55				
						328	H Montana	73 63				
LAST 12 Division I GAMES:												
280	A Sacramento St.	92 78	125	A Northern Colo.	57 51							
125	H Northern Colo.	75 68	288	H Northern Ariz.	88 69							
252	H Weber St.	83 67	284	H Southern Utah	75 70							
153	H Idaho St.	63 56	153	A Idaho St.	65 62							
139	A Idaho	61 74	252	A Weber St.	70 65							
137	A Eastern Wash.	75 71	328	H Montana	73 63							

Non-Div I Games: Mayville St. 70 43 Mary 79 67

North Dakota

Loss, Non-Conf, S Site, H Home A Away N Neutral

RPI 1-25				RPI 26-50				RPI 51-100				RPI 101+ Team's RPI: 298			
RPI	S	Opponent	Score	RPI	S	Opponent	Score	RPI	S	Opponent	Score	RPI	S	Opponent	Score
				32	A	South Dakota St.	44 70	59	A	IUPUI	58 71	109	H	North Dakota	55 76
				32	H	South Dakota St.	66 69	59	H	IUPUI	53 76	145	A	Oakland	66 95
				35	N	Central Mich.	55 77	61	A	South Dakota	48 80	151	A	Oral Roberts	64 71
								61	H	South Dakota	83 73	151	H	Oral Roberts	50 70
								68	A	Western Ill.	81 110	152	A	Milwaukee	74 79
								68	H	Western Ill.	60 87	155	A	Omaha	64 90
								87	H	Colorado	59 76	155	H	Omaha	60 80
												184	H	Western Mich.	63 68
												186	A	Providence	63 86
												224	A	UTRGV	67 81
												231	N	UC Santa Barbara	59 66
												261	A	Cal Poly	46 73
												306	A	Massachusetts	58 70
												309	A	Denver	86 80
												309	H	Denver	67 58
												317	A	Fort Wayne	68 72
												317	H	Fort Wayne	68 56
LAST 12 Division I GAMES:															
				151	A	Oral Roberts	64 71	32	A	South Dakota St.	44 70				
				155	A	Omaha	64 90	151	H	Oral Roberts	50 70				
				59	H	IUPUI	53 76	61	A	South Dakota	48 80				
				309	H	Denver	67 58	59	A	IUPUI	58 71				
				317	A	Fort Wayne	68 72	155	H	Omaha	60 80				
				68	H	Western Ill.	60 87	68	A	Western Ill.	81 110				

Page 207

Average RPI Win: 303		WON-LOST	WINNING	LAST 10	STRENGTH OF	OPP. STRENGTH	TEAM	ADJ.	CONF.	ADJ CONF.
Average RPI Loss: 166		RECORD	PCT. RANK	GAMES	SCHEDULE	OF SCHEDULE	RPI	RPI	RPI	RPI
DIV. I ONLY		7- 19	296	2- 8	237	263	294	294	25	25
DIV. I NON-CONF.		4- 8	230	0- 0	200	262	249	249	24	24
TOTALS		RPI 1-25	RPI 26-50	W-L RECORDS	RPI 51-100	RPI 101-150	RPI 150+			
7- 19	0- 1		0- 2	OVERALL	0- 6	0- 0	7- 10			
4- 7	0- 0		0- 0	HOME	0- 3	0- 0	4- 4			
2- 11	0- 1		0- 2	AWAY	0- 3	0- 0	2- 5			
1- 1	0- 0		0- 0	NEUTRAL	0- 0	0- 0	1- 1			
4- 8	0- 1		0- 2	NON-CONFERENCE	0- 0	0- 0	4- 5			
2- 2	0- 0		0- 0	HOME	0- 0	0- 0	2- 2			
1- 5	0- 1		0- 2	AWAY	0- 0	0- 0	1- 2			
1- 1	0- 0		0- 0	NEUTRAL	0- 0	0- 0	1- 1			
3- 11	0- 0		0- 0	CONFERENCE	0- 6	0- 0	3- 5			
2- 5	0- 0		0- 0	HOME	0- 3	0- 0	2- 2			
1- 6	0- 0		0- 0	AWAY	0- 3	0- 0	1- 3			
0- 0	0- 0		0- 0	NEUTRAL	0- 0	0- 0	0- 0			

RPI 1-25				RPI 26-50				RPI 51-100				RPI 101+				Team's RPI: 294	
RPI	S	Opponent	Score	RPI	S	Opponent	Score	RPI	S	Opponent	Score	RPI	S	Opponent	Score		
11	A	Florida St.	39 95	33	A	North Carolina St.	52 78	95	A	Jacksonville	58 68	177	A	Bethune-Cookman	50 52		
				34	A	South Fla.	42 78	95	H	Jacksonville	59 69	185	H	Morehead St.	65 84		
								99	A	Stetson	44 68	190	A	Xavier	46 83		
								99	H	Stetson	44 62	206	A	Col. of Charleston	60 47		
								100	A	FGCU	46 69	238	H	Wofford	60 79		
								100	H	FGCU	51 68	242	N	South Ala.	55 62		
												276	A	Kennesaw St.	48 52		
												276	H	Kennesaw St.	61 67		
												295	N	Nicholls St.	77 74		
												296	A	Lipscomb	62 66		
												296	H	Lipscomb	58 60		
												314	A	NJIT	62 64		
												314	H	NJIT	61 51		
												319	A	USC Upstate	78 67		
												319	H	USC Upstate	77 74		
												330	H	Florida A&M	71 60		
												336	H	Fla. Atlantic	95 88		
LAST 12 Division I GAMES:																	
				95	H	Jacksonville	59 69	99	H	Stetson	44 62						
				296	A	Lipscomb	62 66	100	H	FGCU	51 68						
				276	A	Kennesaw St.	48 52	99	A	Stetson	44 68						
				314	H	NJIT	61 51	276	H	Kennesaw St.	61 67						
				319	H	USC Upstate	77 74	296	H	Lipscomb	58 60						
				100	A	FGCU	46 69	319	A	USC Upstate	78 67						

Non-Div I Games:	Warner	72	44	Webber Int'l	103	57	Edward Waters	70	50
------------------	--------	----	----	--------------	-----	----	---------------	----	----

North Florida

Loss, Non-Conf, S Site, H Home A Away N Neutral



## North Texas

Through Games Of March 1, 2017

Average RPI Win:	212	WON-LOST	WINNING	LAST 10	STRENGTH OF	OPP. STRENGTH	TEAM	ADJ.	CONF.	ADJ CONF.
Average RPI Loss:	127	RECORD	PCT. RANK	GAMES	SCHEDULE	OF SCHEDULE	RPI	RPI	RPI	RPI
DIV. I ONLY	11- 16	226	5- 5	110	166	181	181	14	14	
DIV. I NON-CONF.	3- 8	262	0- 0	122	196	243	243	16	16	
TOTALS	RPI 1-25	RPI 26-50	W-L RECORDS	RPI 51-100	RPI 101-150	RPI 150+				
11- 16	0- 0	0- 2	OVERALL	0- 2	4- 8	7- 4				
6- 5	0- 0	0- 1	HOME	0- 0	3- 3	3- 1				
5- 9	0- 0	0- 1	AWAY	0- 2	1- 5	4- 1				
0- 2	0- 0	0- 0	NEUTRAL	0- 0	0- 0	0- 2				
3- 8	0- 0	0- 2	NON-CONFERENCE	0- 1	2- 2	1- 3				
2- 2	0- 0	0- 1	HOME	0- 0	1- 1	1- 0				
1- 4	0- 0	0- 1	AWAY	0- 1	1- 1	0- 1				
0- 2	0- 0	0- 0	NEUTRAL	0- 0	0- 0	0- 2				
8- 8	0- 0	0- 0	CONFERENCE	0- 1	2- 6	6- 1				
4- 3	0- 0	0- 0	HOME	0- 0	2- 2	2- 1				
4- 5	0- 0	0- 0	AWAY	0- 1	0- 4	4- 0				
0- 0	0- 0	0- 0	NEUTRAL	0- 0	0- 0	0- 0				

RPI 1-25				RPI 26-50				RPI 51-100				RPI 101+				Team's RPI: 181	
RPI	S	Opponent	Score	RPI	S	Opponent	Score	RPI	S	Opponent	Score	RPI	S	Opponent	Score		
				45	H	Indiana	64 94	75	A	Middle Tenn.	52 60	116	A	Charlotte	49 66		
				49	A	Little Rock	44 55	96	A	SMU	51 65	116	H	Charlotte	63 78		
												117	A	Old Dominion	47 62		
												117	H	Old Dominion	65 55		
												122	A	Arizona	62 58		
												127	A	Southern Miss.	48 70		
												127	H	Southern Miss.	75 62		
												143	A	Louisiana Tech	49 65		
												143	H	Louisiana Tech	65 72		
												147	H	Texas St.	58 59		
												148	A	Tulsa	58 63		
												150	H	Iona	66 55		
												155	N	Omaha	57 85		
												161	A	Missouri St.	54 63		
												166	A	Rice	77 69		
												166	H	Rice	49 51		
												182	A	UAB	59 58		
												194	A	UTSA	58 55		
												224	N	UTRGV	69 74		
												301	A	UTEP	76 69		
												305	H	FIU	69 49		
												329	H	Incarnate Word	84 61		
												336	H	Fla. Atlantic	79 57		
LAST 12 Division I GAMES:																	
				127	A	Southern Miss.	48 70	166	A	Rice	77 69						
				143	A	Louisiana Tech	49 65	117	A	Old Dominion	47 62						
				194	A	UTSA	58 55	116	A	Charlotte	49 66						
				301	A	UTEP	76 69	143	H	Louisiana Tech	65 72						
				305	H	FIU	69 49	127	H	Southern Miss.	75 62						
				336	H	Fla. Atlantic	79 57	166	H	Rice	49 51						

Non-Div I Games:

North Texas

■ Loss, 
 ■ Non-Conf, 
 ■ S Site, 
 ■ Home 
 ■ A Away 
 N Neutral

Non-Conference				Through Games Of March 17, 2017						
Average RPI Win:	209	WON-LOST	WINNING	LAST 10	STRENGTH OF	OPP. STRENGTH	TEAM	ADJ.	CONF.	ADJ CONF.
Average RPI Loss:	89	RECORD	PCT. RANK	GAMES	SCHEDULE	OF SCHEDULE	RPI	RPI	RPI	RPI
DIV. I ONLY	12- 18	232	5- 5	64	95	154	154	9	9	
DIV. I NON-CONF.	4- 8	230	0- 0	65	115	175	175	8	8	
-----										
TOTALS	RPI 1-25		RPI 26-50		W-L RECORDS		RPI 51-100		RPI 101-150	RPI 150+
12- 18	0- 1		0- 6		OVERALL		0- 4		1- 5	11- 2
7- 6	0- 0		0- 2		HOME		0- 2		1- 2	6- 0
5- 9	0- 0		0- 4		AWAY		0- 1		0- 3	5- 1
0- 3	0- 1		0- 0		NEUTRAL		0- 1		0- 0	0- 1
4- 8	0- 1		0- 2		NON-CONFERENCE		0- 2		0- 2	4- 1
2- 2	0- 0		0- 0		HOME		0- 1		0- 1	2- 0
2- 3	0- 0		0- 2		AWAY		0- 0		0- 1	2- 0
0- 3	0- 1		0- 0		NEUTRAL		0- 1		0- 0	0- 1
8- 10	0- 0		0- 4		CONFERENCE		0- 2		1- 3	7- 1
5- 4	0- 0		0- 2		HOME		0- 1		1- 1	4- 0
3- 6	0- 0		0- 2		AWAY		0- 1		0- 2	3- 1
0- 0	0- 0		0- 0		NEUTRAL		0- 0		0- 0	0- 0

RPI 1-25				RPI 26-50				RPI 51-100				RPI 101+				Team's RPI: 154	
RPI	S	Opponent	Score	RPI	S	Opponent	Score	RPI	S	Opponent	Score	RPI	S	Opponent	Score		
8	N	Stanford	45 74	26	A	Elon	58 70	66	H	New Hampshire	63 66	128	H	St. Mary's (CA)	53 77		
				26	H	Elon	65 76	76	N	Purdue	54 79	129	A	William & Mary	58 60		
				40	A	James Madison	54 74	82	A	Drexel	51 74	129	H	William & Mary	54 68		
				40	H	James Madison	49 67	82	H	Drexel	33 63	132	A	Delaware	53 65		
				41	A	Quinnipiac	59 76					132	H	Delaware	50 41		
				46	A	Michigan St.	44 78					138	A	Maine	49 68		
												169	H	Siena	61 50		
												189	A	Hofstra	53 51		
												189	H	Hofstra	52 46		
												196	N	Wichita St.	73 87		
												204	A	Towson	63 51		
												204	H	Towson	72 64		
												206	A	Col. of Charleston	86 75		
												206	H	Col. of Charleston	61 44		
												220	H	Boston U.	78 59		
												222	A	UNCW	63 68		
												222	H	UNCW	55 47		
												256	A	Canisius	83 59		
												309	A	Denver	72 69		
LAST 12 Division I GAMES:																	
				189	H	Hofstra	52 46	26	A	Elon	58 70						
				222	A	UNCW	63 68	40	H	James Madison	49 67						
				206	A	Col. of Charleston	86 75	129	H	William & Mary	54 68						
				204	A	Towson	63 51	82	A	Drexel	51 74						
				132	H	Delaware	50 41	26	H	Elon	65 76						
				206	H	Col. of Charleston	61 44	222	H	UNCW	55 47						

Non-Div I Games:

Northeastern

■ Loss, ■ Non-Conf, S Site, H Home A Away N Neutral

## Northern Ariz.

## Through Games Of March 1, 2017

Average RPI Win:	256	WON-LOST	WINNING	LAST 10	STRENGTH OF	OPP. STRENGTH	TEAM	ADJ.	CONF.	ADJ CONF.
Average RPI Loss:	180	RECORD	PCT. RANK	GAMES	SCHEDULE	OF SCHEDULE	RPI	RPI	RPI	RPI
DIV. I ONLY	8- 19	282	3- 7	214	281	288	288	20	20	
DIV. I NON-CONF.	3- 7	250	0- 0	222	338	284	284	18	18	
TOTALS	RPI 1-25	RPI 26-50	W-L RECORDS	RPI 51-100	RPI 101-150	RPI 150+				
8- 19	0- 0	0- 0	OVERALL	0- 2	2- 7	6- 10				
5- 8	0- 0	0- 0	HOME	0- 0	1- 4	4- 4				
3- 11	0- 0	0- 0	AWAY	0- 2	1- 3	2- 6				
0- 0	0- 0	0- 0	NEUTRAL	0- 0	0- 0	0- 0				
3- 7	0- 0	0- 0	NON-CONFERENCE	0- 1	0- 2	3- 4				
2- 2	0- 0	0- 0	HOME	0- 0	0- 1	2- 1				
1- 5	0- 0	0- 0	AWAY	0- 1	0- 1	1- 3				
0- 0	0- 0	0- 0	NEUTRAL	0- 0	0- 0	0- 0				
5- 12	0- 0	0- 0	CONFERENCE	0- 1	2- 5	3- 6				
3- 6	0- 0	0- 0	HOME	0- 0	1- 3	2- 3				
2- 6	0- 0	0- 0	AWAY	0- 1	1- 2	1- 3				
0- 0	0- 0	0- 0	NEUTRAL	0- 0	0- 0	0- 0				

RPI S	Opponent	Score	RPI S	Opponent	Score	RPI S	Opponent	Score	RPI S	Opponent	Score	Team's RPI: 288
						65	A Utah	65 78	109	A North Dakota	69 88	
						84	A Montana St.	69 86	109	H North Dakota	78 80	
									125	A Northern Colo.	64 75	
									125	H Northern Colo.	66 69	
									135	A Lamar University	60 75	
									137	H Eastern Wash.	56 47	
									139	A Idaho	76 61	
									139	H Idaho	80 91	
									146	H New Mexico St.	68 79	
									153	H Idaho St.	51 64	
									162	H CSUN	79 83	
									228	A Grand Canyon	65 76	
									231	A UC Santa Barbara	51 60	
									245	A Portland St.	55 56	
									245	H Portland St.	73 74	
									252	H Weber St.	64 75	
									261	A Cal Poly	53 58	
									280	A Sacramento St.	76 82	
									280	H Sacramento St.	91 88	
									284	A Southern Utah	77 68	
									284	H Southern Utah	77 65	
									301	A UTEP	65 51	
									309	H Denver	82 67	
									311	H Youngstown St.	70 49	
									328	A Montana	59 60	
LAST 12 Division I GAMES:												
139	A Idaho	76 61	252	H Weber St.	64 75							
245	H Portland St.	73 74	153	H Idaho St.	51 64							
280	H Sacramento St.	91 88	109	A North Dakota	69 88							
284	H Southern Utah	77 65	125	A Northern Colo.	64 75							
328	A Montana	59 60	139	H Idaho	80 91							
84	A Montana St.	69 86	137	H Eastern Wash.	56 47							

Non-Div I Games: Antelope Valley 109 60

Northern Ariz.

■ Loss, 
■ Non-Conf, S Site, 
■ Home 
■ Away 
N Neutral

Non-Conference Games				Through Games of March 17, 2017						
Average RPI Win:	240	WON-LOST	WINNING	LAST 10	STRENGTH OF	OPP. STRENGTH	TEAM	ADJ.	CONF.	ADJ CONF.
Average RPI Loss:	110	RECORD	PCT. RANK	GAMES	SCHEDULE	OF SCHEDULE	RPI	RPI	RPI	RPI
DIV. I ONLY	20- 7	49	6- 4	277	217	125	125	20	20	
DIV. I NON-CONF.	7- 3	83	0- 0	281	172	127	127	18	18	
-----										
TOTALS	RPI 1-25	RPI 26-50		W-L RECORDS		RPI 51-100	RPI 101-150	RPI 150+		
20- 7	0- 0	0- 1		OVERALL		2- 1	1- 4	17- 1		
10- 3	0- 0	0- 0		HOME		2- 1	0- 1	8- 1		
9- 4	0- 0	0- 1		AWAY		0- 0	1- 3	8- 0		
1- 0	0- 0	0- 0		NEUTRAL		0- 0	0- 0	1- 0		
7- 3	0- 0	0- 1		NON-CONFERENCE		1- 1	0- 1	6- 0		
3- 1	0- 0	0- 0		HOME		1- 1	0- 0	2- 0		
3- 2	0- 0	0- 1		AWAY		0- 0	0- 1	3- 0		
1- 0	0- 0	0- 0		NEUTRAL		0- 0	0- 0	1- 0		
13- 4	0- 0	0- 0		CONFERENCE		1- 0	1- 3	11- 1		
7- 2	0- 0	0- 0		HOME		1- 0	0- 1	6- 1		
6- 2	0- 0	0- 0		AWAY		0- 0	1- 2	5- 0		
0- 0	0- 0	0- 0		NEUTRAL		0- 0	0- 0	0- 0		

RPI 1-25				RPI 26-50				RPI 51-100				RPI 101+				Team's RPI: 125	
RPI	S	Opponent	Score	RPI	S	Opponent	Score	RPI	S	Opponent	Score	RPI	S	Opponent	Score		
				48	A	Colorado St.	47 58	84	H	Montana St.	66 58	109	A	North Dakota	68 75		
								87	H	Colorado	62 83	109	H	North Dakota	51 57		
								100	H	FGCU	77 74	128	A	St. Mary's (CA)	65 75		
												137	A	Eastern Wash.	61 67		
												139	A	Idaho	71 67		
												153	A	Idaho St.	77 62		
												153	H	Idaho St.	58 68		
												194	A	UTSA	73 66		
												217	H	San Diego	54 51		
												245	A	Portland St.	57 50		
												245	H	Portland St.	91 62		
												250	A	Pacific	60 56		
												252	A	Weber St.	88 79		
												252	H	Weber St.	86 62		
												280	H	Sacramento St.	95 88		
												284	A	Southern Utah	83 53		
												284	H	Southern Utah	74 55		
												288	A	Northern Ariz.	69 66		
												288	H	Northern Ariz.	75 64		
												289	N	Eastern Mich.	58 57		
												309	H	Denver	68 48		
												324	A	Air Force	71 44		
												328	H	Montana	65 46		
<b>LAST 12 Division I GAMES:</b>																	
				245	A	Portland St.	57 50	109	H	North Dakota	51 57						
				109	A	North Dakota	68 75	284	H	Southern Utah	74 55						
				153	H	Idaho St.	58 68	288	H	Northern Ariz.	75 64						
				252	H	Weber St.	86 62	252	A	Weber St.	88 79						
				137	A	Eastern Wash.	61 67	153	A	Idaho St.	77 62						
				139	A	Idaho	71 67	84	H	Montana St.	66 58						

Non-Div I Games:	Colo. Christian	90	47
------------------	-----------------	----	----

Northern Colo.

Loss, Non-Conf, S Site, H Home A Away N Neutral

Average RPI Win:	204	WON-LOST	WINNING	LAST 10	STRENGTH OF	OPP. STRENGTH	TEAM	ADJ.	CONF.	ADJ CONF.
Average RPI Loss:	78	RECORD	PCT. RANK	GAMES	SCHEDULE	OF SCHEDULE	RPI	RPI	RPI	RPI
DIV. I ONLY	19- 9	79	6- 4	133	123	86	86	10	10	
DIV. I NON-CONF.	7- 4	114	0- 0	245	193	126	126	11	11	
TOTALS	RPI 1-25	RPI 26-50	W-L RECORDS	RPI 51-100	RPI 101-150	RPI 150+				
19- 9	0- 0	0- 4	OVERALL	3- 3	3- 1	13- 1				
9- 4	0- 0	0- 1	HOME	1- 1	1- 1	7- 1				
10- 4	0- 0	0- 1	AWAY	2- 1	2- 0	6- 0				
0- 1	0- 0	0- 0	NEUTRAL	0- 1	0- 0	0- 0				
7- 4	0- 0	0- 2	NON-CONFERENCE	0- 2	0- 0	7- 0				
4- 0	0- 0	0- 0	HOME	0- 0	0- 0	4- 0				
3- 3	0- 0	0- 2	AWAY	0- 1	0- 0	3- 0				
0- 1	0- 0	0- 0	NEUTRAL	0- 1	0- 0	0- 0				
12- 5	0- 0	0- 2	CONFERENCE	3- 1	3- 1	6- 1				
5- 4	0- 0	0- 1	HOME	1- 1	1- 1	3- 1				
7- 1	0- 0	0- 1	AWAY	2- 0	2- 0	3- 0				
0- 0	0- 0	0- 0	NEUTRAL	0- 0	0- 0	0- 0				

RPI 1-25				RPI 26-50				RPI 51-100				Team's RPI: 86				RPI 101+			
RPI	S	Opponent	Score	RPI	S	Opponent	Score	RPI	S	Opponent	Score	RPI	S	Opponent	Score	RPI	S	Opponent	Score
				28	A	Drake	86 95	53	H	Ohio	88 80	101	A	Kent St.	98 97				
				35	A	Central Mich.	86 109	61	N	South Dakota	83 97	101	H	Kent St.	93 72				
				35	H	Central Mich.	94 109	68	A	Western Ill.	79 83	115	A	Ball St.	101 96				
				50	A	Iowa St.	89 97	69	A	Toledo	77 73	115	H	Ball St.	84 92				
								69	H	Toledo	75 79	152	H	Milwaukee	114 104				
								92	A	Buffalo	89 80	184	H	Western Mich.	67 62				
												200	H	SIUE	97 78				
												232	A	Bradley	81 51				
												237	A	Miami (OH)	63 61				
												237	H	Miami (OH)	89 76				
												239	A	Bowling Green	89 76				
												241	H	Akron	55 84				
												289	A	Eastern Mich.	81 71				
												289	H	Eastern Mich.	85 73				
												312	H	Illinois St.	108 66				
												315	A	UMKC	86 75				
												320	A	Loyola Chicago	90 70				
												340	H	Chicago St.	94 85				
LAST 12 Division I GAMES:																			
				69	H	Toledo	75 79	35	H	Central Mich.	94 109								
				289	A	Eastern Mich.	81 71	184	H	Western Mich.	67 62								
				35	A	Central Mich.	86 109	115	A	Ball St.	101 96								
				115	H	Ball St.	84 92	101	H	Kent St.	93 72								
				237	A	Miami (OH)	63 61	237	H	Miami (OH)	89 76								
				92	A	Buffalo	89 80	241	H	Akron	55 84								

Non-Div I Games:

Northern Ill.

Average RPI Win:	257	WON-LOST	WINNING	LAST 10	STRENGTH OF	OPP. STRENGTH	TEAM	ADJ.	CONF.	ADJ CONF.
Average RPI Loss:	166	RECORD	PCT. RANK	GAMES	SCHEDULE	OF SCHEDULE	RPI	RPI	RPI	RPI
DIV. I ONLY	8- 21	288	2- 8	177	272	285	285	19	19	
DIV. I NON-CONF.	3- 8	262	0- 0	166	312	274	274	21	21	
TOTALS	RPI 1-25	RPI 26-50	W-L RECORDS	RPI 51-100	RPI 101-150	RPI 150+				
8- 21	0- 0	0- 3	OVERALL	0- 2	1- 4	7- 12				
4- 9	0- 0	0- 1	HOME	0- 1	0- 2	4- 5				
2- 11	0- 0	0- 1	AWAY	0- 1	0- 2	2- 5				
2- 1	0- 0	0- 0	NEUTRAL	0- 0	1- 0	1- 1				
3- 8	0- 0	0- 1	NON-CONFERENCE	0- 2	1- 0	2- 5				
1- 3	0- 0	0- 0	HOME	0- 1	0- 0	1- 2				
0- 4	0- 0	0- 1	AWAY	0- 1	0- 0	0- 2				
2- 1	0- 0	0- 0	NEUTRAL	0- 0	1- 0	1- 1				
5- 13	0- 0	0- 2	CONFERENCE	0- 0	0- 4	5- 7				
3- 6	0- 0	0- 1	HOME	0- 0	0- 2	3- 3				
2- 7	0- 0	0- 1	AWAY	0- 0	0- 2	2- 4				
0- 0	0- 0	0- 0	NEUTRAL	0- 0	0- 0	0- 0				

RPI S	Opponent	Score	RPI S	Opponent	Score	RPI S	Opponent	Score	RPI S	Opponent	Score	Team's RPI: 285
29	A Green Bay	39 70	29	H Green Bay	37 74	53	A Ohio	41 58	127	N Southern Miss.	58 53	
45	A Indiana	49 100				99	H Stetson	45 54	134	A Wright St.	47 67	
									134	H Wright St.	63 70	
									145	A Oakland	66 86	
									145	H Oakland	47 61	
									152	A Milwaukee	44 72	
									152	H Milwaukee	72 51	
									160	A Detroit Mercy	49 57	
									160	H Detroit Mercy	53 55	
									179	A Cleveland St.	58 77	
									179	H Cleveland St.	54 58	
									199	H ETSU	62 56	
									213	A Indiana St.	38 58	
									237	H Miami (OH)	50 60	
									245	N Portland St.	54 77	
									265	H Murray St.	69 72	
									273	A Tennessee Tech	40 55	
									302	A Valparaiso	70 55	
									302	H Valparaiso	32 41	
									311	A Youngstown St.	73 77	
									311	H Youngstown St.	87 81	
									321	N Arkansas St.	83 78	
									323	A Ill.-Chicago	58 37	
									323	H Ill.-Chicago	66 49	
LAST 12 Division I GAMES:												
29	H Green Bay	37 74	323	H Ill.-Chicago	66 49							
152	H Milwaukee	72 51	134	A Wright St.	47 67							
145	A Oakland	66 86	160	H Detroit Mercy	53 55							
179	A Cleveland St.	58 77	145	H Oakland	47 61							
311	A Youngstown St.	73 77	323	A Ill.-Chicago	58 37							
302	H Valparaiso	32 41	302	A Valparaiso	70 55							

Non-Div I Games: Ind.-East 66 46

Northern Ky.

Loss, Non-Conf, S Site, H Home A Away N Neutral

## Northwestern

Through Games Of March 1, 2017

Average RPI Win:	174	WON-LOST	WINNING	LAST 10	STRENGTH OF	OPP. STRENGTH	TEAM	ADJ.	CONF.	ADJ CONF.
Average RPI Loss:	50	RECORD	PCT. RANK	GAMES	SCHEDULE	OF SCHEDULE	RPI	RPI	RPI	RPI
DIV. I ONLY	19- 10	90	4- 6	99	77	72	72	6	6	
DIV. I NON-CONF.	11- 2	23	0- 0	172	183	48	48	6	6	
TOTALS	RPI 1-25	RPI 26-50	W-L RECORDS	RPI 51-100	RPI 101-150	RPI 150+				
19- 10	0- 3	2- 2	OVERALL	3- 5	0- 0	14- 0				
15- 2	0- 1	2- 0	HOME	3- 1	0- 0	10- 0				
4- 8	0- 2	0- 2	AWAY	0- 4	0- 0	4- 0				
0- 0	0- 0	0- 0	NEUTRAL	0- 0	0- 0	0- 0				
11- 2	0- 1	0- 0	NON-CONFERENCE	2- 1	0- 0	9- 0				
9- 0	0- 0	0- 0	HOME	2- 0	0- 0	7- 0				
2- 2	0- 1	0- 0	AWAY	0- 1	0- 0	2- 0				
0- 0	0- 0	0- 0	NEUTRAL	0- 0	0- 0	0- 0				
8- 8	0- 2	2- 2	CONFERENCE	1- 4	0- 0	5- 0				
6- 2	0- 1	2- 0	HOME	1- 1	0- 0	3- 0				
2- 6	0- 1	0- 2	AWAY	0- 3	0- 0	2- 0				
0- 0	0- 0	0- 0	NEUTRAL	0- 0	0- 0	0- 0				

RPI 1-25				RPI 26-50				RPI 51-100 Team's RPI: 72				RPI 101+			
RPI	S	Opponent	Score	RPI	S	Opponent	Score	RPI	S	Opponent	Score	RPI	S	Opponent	Score
16	A	DePaul	66 89	39	A	Michigan	54 80	51	A	Iowa	59 78	151	H	Oral Roberts	64 55
21	A	Maryland	65 96	45	A	Indiana	38 66	54	H	Virginia	69 60	152	A	Milwaukee	65 63
24	H	Ohio St.	87 94	45	H	Indiana	80 67	71	H	Penn St.	58 74	158	A	Santa Clara	87 75
				46	H	Michigan St.	76 65	76	A	Purdue	59 61	161	H	Missouri St.	75 52
								76	H	Purdue	76 60	179	H	Hampton	67 48
								78	H	Florida	73 68	197	A	Nebraska	62 58
								79	A	Gonzaga	56 67	201	H	Illinois	66 53
								80	A	Minnesota	61 71	210	H	Wisconsin	63 43
												223	A	Rutgers	55 37
												223	H	Rutgers	60 38
												234	H	UT Martin	82 59
												255	H	Evansville	88 66
												323	H	Ill.-Chicago	88 44
												340	H	Chicago St.	75 42
LAST 12 Division I GAMES:															
80	A	Minnesota	61 71	71	H	Penn St.	58 74								
76	A	Purdue	59 61	210	H	Wisconsin	63 43								
223	H	Rutgers	60 38	223	A	Rutgers	55 37								
201	H	Illinois	66 53	39	A	Michigan	54 80								
51	A	Iowa	59 78	46	H	Michigan St.	76 65								
45	A	Indiana	38 66	45	H	Indiana	80 67								

Non-Div I Games:

Northwestern

■ Loss, 
 ■ Non-Conf, S Site, 
 ■ Home 
 ■ Away 
 N Neutral

Average RPI Win:	289	WON-LOST	WINNING	LAST 10	STRENGTH OF	OPP. STRENGTH	TEAM	ADJ.	CONF.	ADJ CONF.
Average RPI Loss:	188	RECORD	PCT. RANK	GAMES	SCHEDULE	OF SCHEDULE	RPI	RPI	RPI	RPI
DIV. I ONLY	9- 14	239	4- 6	329	274	307	307	27	27	
DIV. I NON-CONF.	2- 5	259	0- 0	250	129	300	300	27	27	
TOTALS	RPI 1-25	RPI 26-50	W-L RECORDS	RPI 51-100	RPI 101-150	RPI 150+				
9- 14	0- 2	0- 0	OVERALL	1- 0	0- 5	8- 7				
8- 3	0- 0	0- 0	HOME	1- 0	0- 1	7- 2				
1- 11	0- 2	0- 0	AWAY	0- 0	0- 4	1- 5				
0- 0	0- 0	0- 0	NEUTRAL	0- 0	0- 0	0- 0				
2- 5	0- 2	0- 0	NON-CONFERENCE	0- 0	0- 1	2- 2				
2- 1	0- 0	0- 0	HOME	0- 0	0- 0	2- 1				
0- 4	0- 2	0- 0	AWAY	0- 0	0- 1	0- 1				
0- 0	0- 0	0- 0	NEUTRAL	0- 0	0- 0	0- 0				
7- 9	0- 0	0- 0	CONFERENCE	1- 0	0- 4	6- 5				
6- 2	0- 0	0- 0	HOME	1- 0	0- 1	5- 1				
1- 7	0- 0	0- 0	AWAY	0- 0	0- 3	1- 4				
0- 0	0- 0	0- 0	NEUTRAL	0- 0	0- 0	0- 0				

RPI 1-25				RPI 26-50				RPI 51-100				RPI 101+ Team's RPI: 307			
RPI	S	Opponent	Score	RPI	S	Opponent	Score	RPI	S	Opponent	Score	RPI	S	Opponent	Score
5	A	Mississippi St.	30 106					93	H	SFA	76 72	104	A	Abilene Christian	57 79
13	A	Texas	39 86									104	H	Abilene Christian	74 75
												106	A	Central Ark.	43 76
												135	A	Lamar University	60 73
												144	A	Memphis	38 54
												167	A	Arkansas	36 65
												211	H	New Orleans	95 93
												290	A	A&M-Corpus Christi	51 60
												292	A	McNeese	52 68
												292	H	McNeese	63 68
												295	H	Nicholls St.	75 58
												316	H	Mississippi Val.	64 68
												327	A	Southeastern La.	58 69
												327	H	Southeastern La.	89 71
												329	A	Incarinate Word	76 74
												334	H	Jackson St.	83 65
												335	H	La.-Monroe	67 65
												337	A	Sam Houston St.	73 92
												337	H	Sam Houston St.	78 51
												341	H	Houston Baptist	75 54
LAST 12 Division I GAMES:															
211	H	New Orleans	95 93	93	H	SFA	76 72	135	A	Lamar University	60 73				
337	A	Sam Houston St.	73 92	327	A	Southeastern La.	58 69	292	A	McNeese	52 68				
104	H	Abilene Christian	74 75	337	H	Sam Houston St.	78 51	295	H	Nicholls St.	75 58				
327	H	Southeastern La.	89 71												
104	A	Abilene Christian	57 79												
341	H	Houston Baptist	75 54												

Non-Div I Games: LeTourneau 80 68 Louisiana Col. 113 65 LSU-Alexandria 97 76 Central Baptist 93 42 Northwestern St.



Notre Dame

Through Games Of March 1, 2017

Through Games of March 17, 1917										
Average RPI Win:	81	WON-LOST	WINNING	LAST 10	STRENGTH OF	OPP. STRENGTH	TEAM	ADJ.	CONF.	ADJ CONF.
Average RPI Loss:	16	RECORD	PCT. RANK	GAMES	SCHEDULE	OF SCHEDULE	RPI	RPI	RPI	RPI
DIV. I ONLY	27- 3	4	10- 0	3	5	2	2	3	3	
DIV. I NON-CONF.	12- 2	21	0- 1	2	3	2	2	4	4	
TOTALS	RPI 1-25	RPI 26-50	W-L RECORDS	RPI 51-100	RPI 101-150	RPI 150+				
27- 3	6- 2	4- 1	OVERALL	8- 0	4- 0	5- 0				
14- 1	4- 1	2- 0	HOME	3- 0	2- 0	3- 0				
12- 2	2- 1	2- 1	AWAY	5- 0	2- 0	1- 0				
1- 0	0- 0	0- 0	NEUTRAL	0- 0	0- 0	1- 0				
12- 2	2- 2	3- 0	NON-CONFERENCE	3- 0	2- 0	2- 0				
6- 1	1- 1	2- 0	HOME	0- 0	2- 0	1- 0				
5- 1	1- 1	1- 0	AWAY	3- 0	0- 0	0- 0				
1- 0	0- 0	0- 0	NEUTRAL	0- 0	0- 0	1- 0				
15- 1	4- 0	1- 1	CONFERENCE	5- 0	2- 0	3- 0				
8- 0	3- 0	0- 0	HOME	3- 0	0- 0	2- 0				
7- 1	1- 0	1- 1	AWAY	2- 0	2- 0	1- 0				
0- 0	0- 0	0- 0	NEUTRAL	0- 0	0- 0	0- 0				

RPI	S	Opponent	Score	RPI	S	Opponent	Score	RPI	S	Opponent	Score	RPI	S	Opponent	Score
1	H	UConn	61 72	29	H	Green Bay	71 67	51	A	Iowa	73 58	108	A	Clemson	84 80
7	H	Washington	71 60	30	A	Syracuse	85 80	52	A	Georgia Tech	55 38	112	A	North Carolina	77 55
9	H	Duke	62 58	33	A	North Carolina St.	62 70	52	H	Georgia Tech	90 69	119	H	Fordham	67 36
11	H	Florida St.	79 61	35	H	Central Mich.	107 47	54	H	Virginia	82 74	149	H	TCU	92 59
12	H	Louisville	85 66	46	A	Michigan St.	79 61	69	A	Toledo	85 68	156	H	Pittsburgh	86 54
15	A	Tennessee	69 71					77	H	Wake Forest	92 72	157	N	Louisiana	91 51
16	A	DePaul	75 61					83	A	Chattanooga	79 58	171	A	Boston College	80 69
18	A	Miami (FL)	67 55					98	A	Virginia Tech	76 59	171	H	Boston College	82 45
												302	H	Valparaiso	114 54
LAST 12 Division I GAMES:															
				11	H	Florida St.	79 61	98	A	Virginia Tech	76 59				
				171	H	Boston College	82 45	54	H	Virginia	82 74				
				30	A	Syracuse	85 80	9	H	Duke	62 58				
				108	A	Clemson	84 80	112	A	North Carolina	77 55				
				52	H	Georgia Tech	90 69	171	A	Boston College	80 69				
				12	H	Louisville	85 66	15	A	Tennessee	69 71				

Non-Div I Games:

Notre Dame

Loss, Non-Conf, S Site, H Home A Away N Neutral

## Oakland

## Through Games Of March 1, 2017

Average RPI Win:	261	WON-LOST	WINNING	LAST 10	STRENGTH OF	OPP. STRENGTH	TEAM	ADJ.	CONF.	ADJ CONF.
Average RPI Loss:	98	RECORD	PCT. RANK	GAMES	SCHEDULE	OF SCHEDULE	RPI	RPI	RPI	RPI
DIV. I ONLY	16- 11	120	8- 2	222	196	145	145	19	19	
DIV. I NON-CONF.	4- 5	198	0- 0	239	93	192	192	21	21	
TOTALS	RPI 1-25	RPI 26-50	W-L RECORDS	RPI 51-100	RPI 101-150	RPI 150+				
16- 11	0- 0	1- 5	OVERALL	0- 0	0- 3	15- 3				
8- 4	0- 0	1- 0	HOME	0- 0	0- 2	7- 2				
8- 7	0- 0	0- 5	AWAY	0- 0	0- 1	8- 1				
0- 0	0- 0	0- 0	NEUTRAL	0- 0	0- 0	0- 0				
4- 5	0- 0	0- 4	NON-CONFERENCE	0- 0	0- 1	4- 0				
2- 1	0- 0	0- 0	HOME	0- 0	0- 1	2- 0				
2- 4	0- 0	0- 4	AWAY	0- 0	0- 0	2- 0				
0- 0	0- 0	0- 0	NEUTRAL	0- 0	0- 0	0- 0				
12- 6	0- 0	1- 1	CONFERENCE	0- 0	0- 2	11- 3				
6- 3	0- 0	1- 0	HOME	0- 0	0- 1	5- 2				
6- 3	0- 0	0- 1	AWAY	0- 0	0- 1	6- 1				
0- 0	0- 0	0- 0	NEUTRAL	0- 0	0- 0	0- 0				

RPI S	Opponent	Score	RPI S	Opponent	Score	RPI S	Opponent	Score	RPI S	Opponent	Score	Team's RPI: 145
29	A Green Bay	47 89	29	H Green Bay	74 71				115	H Ball St.	59 66	
35	A Central Mich.	67 70	39	A Michigan	63 101				134	A Wright St.	66 84	
45	A Indiana	59 84	46	A Michigan St.	74 81				134	H Wright St.	61 73	
									152	A Milwaukee	75 73	
									152	H Milwaukee	77 63	
									160	A Detroit Mercy	61 71	
									160	H Detroit Mercy	71 80	
									179	A Cleveland St.	93 79	
									179	H Cleveland St.	62 74	
									271	H Vermont	79 55	
									285	A Northern Ky.	61 47	
									285	H Northern Ky.	86 66	
									298	H North Dakota St.	95 66	
									302	A Valparaiso	98 60	
									302	H Valparaiso	104 63	
									311	A Youngstown St.	80 58	
									311	H Youngstown St.	80 54	
									317	A Fort Wayne	82 61	
									323	A Ill.-Chicago	78 50	
									323	H Ill.-Chicago	81 58	
									340	A Chicago St.	80 60	
LAST 12 Division I GAMES:												
179	A Cleveland St.	93 79	152	H Milwaukee	77 63							
311	A Youngstown St.	80 58	29	H Green Bay	74 71							
285	H Northern Ky.	86 66	134	A Wright St.	66 84							
323	A Ill.-Chicago	78 50	285	A Northern Ky.	61 47							
302	A Valparaiso	98 60	311	H Youngstown St.	80 54							
160	A Detroit Mercy	61 71	179	H Cleveland St.	62 74							

Non-Div I Games: Concordia (MI) 99 32 Marygrove 126 31

Oakland

Loss, Non-Conf, S Site, H Home A Away N Neutral

Average RPI Win:	186	WON-LOST	WINNING	LAST 10	STRENGTH OF	OPP. STRENGTH	TEAM	ADJ.	CONF.	ADJ CONF.
Average RPI Loss:	96	RECORD	PCT. RANK	GAMES	SCHEDULE	OF SCHEDULE	RPI	RPI	RPI	RPI
DIV. I ONLY	20- 8	61	6- 4	102	124	53	53	10	10	
DIV. I NON-CONF.	9- 2	37	0- 0	176	208	52	52	11	11	
TOTALS	RPI 1-25	RPI 26-50	W-L RECORDS	RPI 51-100	RPI 101-150	RPI 150+				
20- 8	0- 0	0- 3	OVERALL	5- 2	2- 2	13- 1				
12- 2	0- 0	0- 1	HOME	2- 0	1- 1	9- 0				
8- 6	0- 0	0- 2	AWAY	3- 2	1- 1	4- 1				
0- 0	0- 0	0- 0	NEUTRAL	0- 0	0- 0	0- 0				
9- 2	0- 0	0- 1	NON-CONFERENCE	2- 0	1- 0	6- 1				
6- 0	0- 0	0- 0	HOME	0- 0	1- 0	5- 0				
3- 2	0- 0	0- 1	AWAY	2- 0	0- 0	1- 1				
0- 0	0- 0	0- 0	NEUTRAL	0- 0	0- 0	0- 0				
11- 6	0- 0	0- 2	CONFERENCE	3- 2	1- 2	7- 0				
6- 2	0- 0	0- 1	HOME	2- 0	0- 1	4- 0				
5- 4	0- 0	0- 1	AWAY	1- 2	1- 1	3- 0				
0- 0	0- 0	0- 0	NEUTRAL	0- 0	0- 0	0- 0				

RPI 1-25			RPI 26-50			RPI 51-100			Team's RPI: 53			RPI 101+			
RPI	S	Opponent	Score	RPI	S	Opponent	Score	RPI	S	Opponent	Score	RPI	S	Opponent	Score
				35	A	Central Mich.	59 64	59	A	IUPUI	71 65	101	A	Kent St.	77 83
				35	H	Central Mich.	64 70	69	A	Toledo	64 55	101	H	Kent St.	65 68
				39	A	Michigan	46 69	69	H	Toledo	61 55	115	A	Ball St.	72 68
								75	A	Middle Tenn.	73 52	136	H	Duquesne	64 46
								86	A	Northern Ill.	80 88	184	H	Western Mich.	80 67
								92	A	Buffalo	54 65	201	H	Illinois	80 68
								92	H	Buffalo	83 55	207	H	Binghamton	63 55
												234	H	UT Martin	72 55
												237	A	Miami (OH)	79 62
												237	H	Miami (OH)	77 63
												239	A	Bowling Green	69 58
												239	H	Bowling Green	79 68
												241	A	Akron	85 69
												243	A	High Point	76 48
												265	H	Murray St.	79 70
												281	A	N.C. A&T	57 63
												285	H	Northern Ky.	58 41
												289	H	Eastern Mich.	68 51
LAST 12 Division I GAMES:															
				239	H	Bowling Green	79 68	69	H	Toledo	61 55				
				237	H	Miami (OH)	77 63	35	A	Central Mich.	59 64				
				92	A	Buffalo	54 65	237	A	Miami (OH)	79 62				
				101	A	Kent St.	77 83	184	H	Western Mich.	80 67				
				35	H	Central Mich.	64 70	289	H	Eastern Mich.	68 51				
				115	A	Ball St.	72 68	69	A	Toledo	64 55				

Non-Div I Games:

Ohio

Average RPI Win:	150	WON-LOST	WINNING	LAST 10	STRENGTH OF	OPP. STRENGTH	TEAM	ADJ.	CONF.	ADJ CONF.
Average RPI Loss:	14	RECORD	PCT. RANK	GAMES	SCHEDULE	OF SCHEDULE	RPI	RPI	RPI	RPI
DIV. I ONLY	25- 5	12	10- 0	65	52	24	24	6	6	
DIV. I NON-CONF.	10- 4	80	0- 0	49	60	65	65	6	6	
TOTALS	RPI 1-25	RPI 26-50	W-L RECORDS	RPI 51-100	RPI 101-150	RPI 150+				
25- 5	1- 4	3- 1	OVERALL	7- 0	1- 0	13- 0				
16- 2	1- 2	1- 0	HOME	3- 0	1- 0	10- 0				
7- 2	0- 1	1- 1	AWAY	3- 0	0- 0	3- 0				
2- 1	0- 1	1- 0	NEUTRAL	1- 0	0- 0	0- 0				
10- 4	0- 4	1- 0	NON-CONFERENCE	1- 0	1- 0	7- 0				
8- 2	0- 2	0- 0	HOME	0- 0	1- 0	7- 0				
0- 1	0- 1	0- 0	AWAY	0- 0	0- 0	0- 0				
2- 1	0- 1	1- 0	NEUTRAL	1- 0	0- 0	0- 0				
15- 1	1- 0	2- 1	CONFERENCE	6- 0	0- 0	6- 0				
8- 0	1- 0	1- 0	HOME	3- 0	0- 0	3- 0				
7- 1	0- 0	1- 1	AWAY	3- 0	0- 0	3- 0				
0- 0	0- 0	0- 0	NEUTRAL	0- 0	0- 0	0- 0				

RPI	S	Opponent	Score	RPI	S	Opponent	Score	RPI	S	Opponent	Score	RPI	S	Opponent	Score
1	A	UConn	63 82	30	N	Syracuse	77 72	51	H	Iowa	88 81	136	H	Duquesne	89 69
3	H	South Carolina	80 92	39	H	Michigan	96 87	71	H	Penn St.	87 72	164	H	Cincinnati	80 38
4	N	Baylor	68 85	45	A	Indiana	92 82	72	A	Northwestern	94 87	179	H	Cleveland St.	96 78
18	H	Miami (FL)	89 94	46	A	Michigan St.	75 94	76	A	Purdue	61 56	197	A	Nebraska	87 69
21	H	Maryland	98 87					80	A	Minnesota	88 76	197	H	Nebraska	95 75
								80	H	Minnesota	87 62	201	H	Illinois	88 64
								100	N	FGCU	79 66	210	A	Wisconsin	96 68
												210	H	Wisconsin	70 61
												216	H	Alabama St.	118 61
												223	A	Rutgers	73 45
												226	H	Southern U.	108 73
												256	H	Canisius	89 56
												332	H	LIU Brooklyn	113 54
												342	H	Winthrop	88 48
LAST 12 Division I GAMES:															
223	A	Rutgers	73 45	197	H	Nebraska	95 75								
21	H	Maryland	98 87	80	A	Minnesota	88 76								
197	A	Nebraska	87 69	201	H	Illinois	88 64								
51	H	Iowa	88 81	210	H	Wisconsin	70 61								
210	A	Wisconsin	96 68	76	A	Purdue	61 56								
71	H	Penn St.	87 72	46	A	Michigan St.	75 94								

Non-Div I Games:

Ohio St.

■ Loss, 
■ Non-Conf, S Site, 
■ Home 
■ Away 
N Neutral

Average RPI Win:	108	WON-LOST	WINNING	LAST 10	STRENGTH OF	OPP. STRENGTH	TEAM	ADJ.	CONF.	ADJ CONF.
Average RPI Loss:	41	RECORD	PCT. RANK	GAMES	SCHEDULE	OF SCHEDULE	RPI	RPI	RPI	RPI
DIV. I ONLY	22- 8	54	7- 3	21	17	19	19	4	4	
DIV. I NON-CONF.	9- 3	63	0- 0	43	75	44	44	3	3	
TOTALS	RPI 1-25	RPI 26-50	W-L RECORDS	RPI 51-100	RPI 101-150	RPI 150+				
22- 8	2- 5	5- 0	OVERALL	4- 2	5- 0	6- 1				
14- 2	2- 1	4- 0	HOME	2- 0	3- 0	3- 1				
6- 5	0- 4	1- 0	AWAY	2- 1	2- 0	1- 0				
2- 1	0- 0	0- 0	NEUTRAL	0- 1	0- 0	2- 0				
9- 3	0- 1	3- 0	NON-CONFERENCE	1- 1	1- 0	4- 1				
6- 1	0- 0	3- 0	HOME	0- 0	1- 0	2- 1				
1- 1	0- 1	0- 0	AWAY	1- 0	0- 0	0- 0				
2- 1	0- 0	0- 0	NEUTRAL	0- 1	0- 0	2- 0				
13- 5	2- 4	2- 0	CONFERENCE	3- 1	4- 0	2- 0				
8- 1	2- 1	1- 0	HOME	2- 0	2- 0	1- 0				
5- 4	0- 3	1- 0	AWAY	1- 1	2- 0	1- 0				
0- 0	0- 0	0- 0	NEUTRAL	0- 0	0- 0	0- 0				

RPI	S	Opponent	Score	RPI	S	Opponent	Score	RPI	S	Opponent	Score	RPI	S	Opponent	Score
4	A	Baylor	58 92	32	H	South Dakota St.	74 60	55	N	California	74 82	102	A	Texas Tech	64 56
4	H	Baylor	64 103	48	H	Colorado St.	70 55	62	A	West Virginia	73 83	102	H	Texas Tech	66 45
13	A	Texas	68 86	49	H	Little Rock	68 58	62	H	West Virginia	90 87	148	H	Tulsa	85 68
13	H	Texas	74 73	50	A	Iowa St.	67 57	67	A	Oklahoma St.	66 60	149	A	TCU	73 64
14	A	Kentucky	68 82	50	H	Iowa St.	78 63	67	H	Oklahoma St.	68 62	149	H	TCU	87 72
23	A	Kansas St.	71 79					85	A	BYU	68 61	151	H	Oral Roberts	67 74
23	H	Kansas St.	85 80									170	A	Kansas	84 54
												170	H	Kansas	89 52
												178	H	Southern Ill.	80 48
												190	N	Xavier	81 69
												224	H	UTRGV	92 59
												245	N	Portland St.	74 60
LAST 12 Division I GAMES:															
4	H	Baylor	64 103	67	A	Oklahoma St.	66 60								
149	A	TCU	73 64	170	H	Kansas	89 52								
23	A	Kansas St.	71 79	4	A	Baylor	58 92								
13	H	Texas	74 73	50	H	Iowa St.	78 63								
102	A	Texas Tech	64 56	67	H	Oklahoma St.	68 62								
62	H	West Virginia	90 87	13	A	Texas	68 86								

Non-Div I Games:

Oklahoma

■ Loss, 
 ■ Non-Conf, 
 ■ S Site, 
 ■ H Home 
 ■ A Away 
 N Neutral

Average RPI Win: 149		WON-LOST	WINNING	LAST 10	STRENGTH OF	OPP. STRENGTH	TEAM	ADJ.	CONF.	ADJ CONF.
Average RPI Loss: 39		RECORD	PCT. RANK	GAMES	SCHEDULE	OF SCHEDULE	RPI	RPI	RPI	RPI
DIV. I ONLY		16- 13	143	3- 7	37	24	67	67	4	4
DIV. I NON-CONF.		10- 1	15	0- 0	90	146	21	21	3	3
TOTALS	RPI 1-25	RPI 26-50		W-L RECORDS		RPI 51-100	RPI 101-150	RPI 150+		
16- 13	0- 9	1- 1		OVERALL		3- 1	5- 1	7- 1		
12- 4	0- 4	1- 0		HOME		3- 0	2- 0	6- 0		
2- 8	0- 4	0- 1		AWAY		0- 1	2- 1	0- 1		
2- 1	0- 1	0- 0		NEUTRAL		0- 0	1- 0	1- 0		
10- 1	0- 1	0- 0		NON-CONFERENCE		2- 0	2- 0	6- 0		
7- 0	0- 0	0- 0		HOME		2- 0	0- 0	5- 0		
1- 0	0- 0	0- 0		AWAY		0- 0	1- 0	0- 0		
2- 1	0- 1	0- 0		NEUTRAL		0- 0	1- 0	1- 0		
6- 12	0- 8	1- 1		CONFERENCE		1- 1	3- 1	1- 1		
5- 4	0- 4	1- 0		HOME		1- 0	2- 0	1- 0		
1- 8	0- 4	0- 1		AWAY		0- 1	1- 1	0- 1		
0- 0	0- 0	0- 0		NEUTRAL		0- 0	0- 0	0- 0		

RPI 1-25				RPI 26-50				RPI 51-100				Team's RPI: 67				RPI 101+			
RPI	S	Opponent	Score	RPI	S	Opponent	Score	RPI	S	Opponent	Score	RPI	S	Opponent	Score	RPI	S	Opponent	Score
4	A	Baylor	67 89	50	A	Iowa St.	48 61	56	H	UNI	81 57	102	A	Texas Tech	65 70				
4	H	Baylor	50 86	50	H	Iowa St.	71 59	62	A	West Virginia	53 79	102	H	Texas Tech	75 62				
6	N	Oregon St.	54 73					62	H	West Virginia	67 63	107	A	Washington St.	79 72				
13	A	Texas	35 66					90	H	Georgia	71 51	121	N	Long Beach St.	63 57				
13	H	Texas	71 85									149	A	TCU	82 67				
19	A	Oklahoma	62 68									149	H	TCU	88 70				
19	H	Oklahoma	60 66									158	N	Santa Clara	67 53				
23	A	Kansas St.	69 74									166	H	Rice	65 51				
23	H	Kansas St.	43 63									170	A	Kansas	49 67				
												170	H	Kansas	74 70				
												202	H	Loyola Marymount	66 58				
												224	H	UTRGV	86 53				
												251	H	Tennessee St.	86 48				
												321	H	Arkansas St.	76 34				
LAST 12 Division I GAMES:																			
				50	A	Iowa St.	48 61	170	A	Kansas	49 67								
				62	H	West Virginia	67 63	19	H	Oklahoma	60 66								
				102	H	Texas Tech	75 62	13	H	Texas	71 85								
				4	A	Baylor	67 89	23	A	Kansas St.	69 74								
				149	H	TCU	88 70	170	H	Kansas	74 70								
				62	A	West Virginia	53 79	19	A	Oklahoma	62 68								

Non-Div I Games:

Oklahoma St.

Loss, Non-Conf, S Site, H Home A Away N Neutral

Average RPI Win:	218	WON-LOST	WINNING	LAST 10	STRENGTH OF	OPP. STRENGTH	TEAM	ADJ.	CONF.	ADJ CONF.
Average RPI Loss:	85	RECORD	PCT. RANK	GAMES	SCHEDULE	OF SCHEDULE	RPI	RPI	RPI	RPI
DIV. I ONLY	15- 12	138	7- 3	70	155	117	117	14	14	
DIV. I NON-CONF.	5- 6	186	0- 0	63	156	168	168	16	16	
TOTALS	RPI 1-25	RPI 26-50	W-L RECORDS	RPI 51-100	RPI 101-150	RPI 150+				
15- 12	0- 2	0- 4	OVERALL	0- 1	3- 3	12- 2				
9- 4	0- 0	0- 1	HOME	0- 1	1- 2	8- 0				
6- 6	0- 2	0- 1	AWAY	0- 0	2- 1	4- 2				
0- 2	0- 0	0- 2	NEUTRAL	0- 0	0- 0	0- 0				
5- 6	0- 2	0- 2	NON-CONFERENCE	0- 0	1- 1	4- 1				
5- 1	0- 0	0- 0	HOME	0- 0	1- 1	4- 0				
0- 3	0- 2	0- 0	AWAY	0- 0	0- 0	0- 1				
0- 2	0- 0	0- 2	NEUTRAL	0- 0	0- 0	0- 0				
10- 6	0- 0	0- 2	CONFERENCE	0- 1	2- 2	8- 1				
4- 3	0- 0	0- 1	HOME	0- 1	0- 1	4- 0				
6- 3	0- 0	0- 1	AWAY	0- 0	2- 1	4- 1				
0- 0	0- 0	0- 0	NEUTRAL	0- 0	0- 0	0- 0				

RPI 1-25				RPI 26-50				RPI 51-100				RPI 101+ Team's RPI: 117			
RPI	S	Opponent	Score	RPI	S	Opponent	Score	RPI	S	Opponent	Score	RPI	S	Opponent	Score
9	A	Duke	64 92	30	N	Syracuse	66 92	75	H	Middle Tenn.	63 80	116	A	Charlotte	72 70
18	A	Miami (FL)	56 66	43	A	Western Ky.	73 79					116	H	Charlotte	75 86
				43	H	Western Ky.	62 67					127	A	Southern Miss.	69 84
				44	N	Dayton	69 77					129	H	William & Mary	58 69
												140	H	VCU	70 60
												143	A	Louisiana Tech	69 64
												166	A	Rice	59 47
												166	H	Rice	81 66
												179	H	Hampton	61 58
												181	A	North Texas	55 65
												181	H	North Texas	62 47
												182	H	UAB	73 61
												199	A	ETSU	60 70
												225	H	Dartmouth	82 56
												260	A	Marshall	94 85
												260	H	Marshall	73 69
												278	H	Norfolk St.	65 54
												305	A	FIU	86 64
												336	A	Fla. Atlantic	93 73
												338	H	N.C. Central	83 52
LAST 12 Division I GAMES:															
43	A	Western Ky.	73 79	305	A	FIU	86 64								
260	A	Marshall	94 85	181	H	North Texas	62 47								
116	A	Charlotte	72 70	166	H	Rice	81 66								
182	H	UAB	73 61	116	H	Charlotte	75 86								
75	H	Middle Tenn.	63 80	143	A	Louisiana Tech	69 64								
336	A	Fla. Atlantic	93 73	127	A	Southern Miss.	69 84								

Non-Div I Games:

Old Dominion

■ Loss, 
 ■ Non-Conf, S Site, 
 ■ Home 
 ■ Away 
 N Neutral

Average RPI Win:	186	WON-LOST	WINNING	LAST 10	STRENGTH OF	OPP. STRENGTH	TEAM	ADJ.	CONF.	ADJ CONF.
Average RPI Loss:	54	RECORD	PCT. RANK	GAMES	SCHEDULE	OF SCHEDULE	RPI	RPI	RPI	RPI
DIV. I ONLY	17- 12	122	4- 6	91	58	113	113	2	2	
DIV. I NON-CONF.	11- 2	23	0- 0	323	277	113	113	2	2	
TOTALS	RPI 1-25	RPI 26-50	W-L RECORDS	RPI 51-100	RPI 101-150	RPI 150+				
17- 12	2- 5	2- 2	OVERALL	2- 2	1- 3	10- 0				
15- 3	2- 1	2- 1	HOME	1- 0	1- 1	9- 0				
1- 9	0- 4	0- 1	AWAY	1- 2	0- 2	0- 0				
1- 0	0- 0	0- 0	NEUTRAL	0- 0	0- 0	1- 0				
11- 2	0- 0	1- 0	NON-CONFERENCE	0- 2	1- 0	9- 0				
10- 0	0- 0	1- 0	HOME	0- 0	1- 0	8- 0				
0- 2	0- 0	0- 0	AWAY	0- 2	0- 0	0- 0				
1- 0	0- 0	0- 0	NEUTRAL	0- 0	0- 0	1- 0				
6- 10	2- 5	1- 2	CONFERENCE	2- 0	0- 3	1- 0				
5- 3	2- 1	1- 1	HOME	1- 0	0- 1	1- 0				
1- 7	0- 4	0- 1	AWAY	1- 0	0- 2	0- 0				
0- 0	0- 0	0- 0	NEUTRAL	0- 0	0- 0	0- 0				

RPI	S	Opponent	Score	RPI	S	Opponent	Score	RPI	S	Opponent	Score	RPI	S	Opponent	Score	Team's RPI: 113
3	A	South Carolina	46 65	37	H	LSU	51 62	62	A	West Virginia	61 66	103	A	Vanderbilt	67 85	
5	A	Mississippi St.	62 73	38	A	Auburn	60 83	78	A	Florida	84 75	131	A	Alabama	80 90	
5	H	Mississippi St.	44 66	38	H	Auburn	63 59	90	H	Georgia	69 62	131	H	Alabama	57 65	
14	A	Kentucky	57 89	42	H	Oregon	83 67	97	A	UNLV	57 64	140	H	VCU	77 57	
15	H	Tennessee	67 62									167	H	Arkansas	73 64	
20	A	Missouri	65 100									210	N	Wisconsin	69 44	
25	H	Texas A&M	62 49									243	H	High Point	73 62	
												247	H	Jacksonville St.	68 50	
												253	H	Austin Peay	66 38	
												296	H	Lipscomb	76 49	
												316	H	Mississippi Val.	67 30	
												327	H	Southeastern La.	81 31	
												334	H	Jackson St.	89 41	
												335	H	La.-Monroe	97 40	
LAST 12 Division I GAMES:																
25	H	Texas A&M	62 49	78	A	Florida	84 75									
20	A	Missouri	65 100	90	H	Georgia	69 62									
103	A	Vanderbilt	67 85	14	A	Kentucky	57 89									
38	H	Auburn	63 59	131	H	Alabama	57 65									
5	H	Mississippi St.	44 66	3	A	South Carolina	46 65									
37	H	LSU	51 62	5	A	Mississippi St.	62 73									

Non-Div I Games:

Ole Miss

■ Loss, 
 ■ Non-Conf, 
 ■ S Site, 
 ■ H Home 
 ■ A Away 
 N Neutral



Average RPI Win:	235	WON-LOST	WINNING	LAST 10	STRENGTH OF	OPP. STRENGTH	TEAM	ADJ.	CONF.	ADJ CONF.
Average RPI Loss:	94	RECORD	PCT. RANK	GAMES	SCHEDULE	OF SCHEDULE	RPI	RPI	RPI	RPI
DIV. I ONLY	13- 14	187	6- 4	143	139	155	155	11	11	
DIV. I NON-CONF.	5- 6	186	1- 1	153	160	145	145	10	10	
TOTALS	RPI 1-25	RPI 26-50	W-L RECORDS	RPI 51-100	RPI 101-150	RPI 150+				
13- 14	0- 2	1- 2	OVERALL	1- 5	0- 2	11- 3				
7- 4	0- 1	1- 0	HOME	1- 2	0- 0	5- 1				
5- 10	0- 1	0- 2	AWAY	0- 3	0- 2	5- 2				
1- 0	0- 0	0- 0	NEUTRAL	0- 0	0- 0	1- 0				
5- 6	0- 2	0- 1	NON-CONFERENCE	0- 0	0- 2	5- 1				
2- 1	0- 1	0- 0	HOME	0- 0	0- 0	2- 0				
2- 5	0- 1	0- 1	AWAY	0- 0	0- 2	2- 1				
1- 0	0- 0	0- 0	NEUTRAL	0- 0	0- 0	1- 0				
8- 8	0- 0	1- 1	CONFERENCE	1- 5	0- 0	6- 2				
5- 3	0- 0	1- 0	HOME	1- 2	0- 0	3- 1				
3- 5	0- 0	0- 1	AWAY	0- 3	0- 0	3- 1				
0- 0	0- 0	0- 0	NEUTRAL	0- 0	0- 0	0- 0				

RPI 1-25				RPI 26-50				RPI 51-100				RPI 101+				Team's RPI: 155	
RPI	S	Opponent	Score	RPI	S	Opponent	Score	RPI	S	Opponent	Score	RPI	S	Opponent	Score		
22	A	Creighton	45 82	32	A	South Dakota St.	64 76	59	A	IUPUI	47 79	104	A	Abilene Christian	66 73		
23	H	Kansas St.	57 70	32	H	South Dakota St.	83 82	59	H	IUPUI	64 44	111	A	UCF	41 81		
				48	A	Colorado St.	42 69	61	A	South Dakota	56 91	151	A	Oral Roberts	64 49		
								61	H	South Dakota	52 60	151	H	Oral Roberts	65 67		
								68	A	Western Ill.	63 80	181	N	North Texas	85 57		
								68	H	Western Ill.	74 78	197	A	Nebraska	58 66		
												213	H	Indiana St.	72 45		
												238	H	Wofford	89 64		
												298	A	North Dakota St.	80 60		
												298	H	North Dakota St.	90 64		
												309	A	Denver	82 73		
												309	H	Denver	100 78		
												315	A	UMKC	80 57		
												317	A	Fort Wayne	62 65		
												317	H	Fort Wayne	63 49		
												330	A	Florida A&M	70 50		
LAST 12 Division I GAMES:																	
181	N	North Texas	85 57	151	A	Oral Roberts	64 49										
104	A	Abilene Christian	66 73	68	A	Western Ill.	63 80										
309	H	Denver	100 78	59	A	IUPUI	47 79										
298	H	North Dakota St.	90 64	32	H	South Dakota St.	83 82										
61	A	South Dakota	56 91	317	A	Fort Wayne	62 65										
317	H	Fort Wayne	63 49	309	A	Denver	82 73										

Non-Div I Games: Lincoln (MO) 98 49 York (NE) 106 37

Omaha

Loss, Non-Conf, S Site, H Home A Away N Neutral

# Oral Roberts

Through Games Of March 1, 2017

Average RPI Win:	217	WON-LOST	WINNING	LAST 10	STRENGTH OF	OPP. STRENGTH	TEAM	ADJ.	CONF.	ADJ CONF.
Average RPI Loss:	87	RECORD	PCT. RANK	GAMES	SCHEDULE	OF SCHEDULE	RPI	RPI	RPI	RPI
DIV. I ONLY	13- 14	187	5- 5	159	92	151	151	11	11	
DIV. I NON-CONF.	6- 5	148	0- 0	171	16	88	88	10	10	
TOTALS	RPI 1-25	RPI 26-50	W-L RECORDS	RPI 51-100	RPI 101-150	RPI 150+				
13- 14	1- 0	0- 4	OVERALL	1- 7	1- 0	10- 3				
6- 5	0- 0	0- 1	HOME	1- 2	1- 0	4- 2				
7- 9	1- 0	0- 3	AWAY	0- 5	0- 0	6- 1				
0- 0	0- 0	0- 0	NEUTRAL	0- 0	0- 0	0- 0				
6- 5	1- 0	0- 2	NON-CONFERENCE	0- 2	1- 0	4- 1				
3- 0	0- 0	0- 0	HOME	0- 0	1- 0	2- 0				
3- 5	1- 0	0- 2	AWAY	0- 2	0- 0	2- 1				
0- 0	0- 0	0- 0	NEUTRAL	0- 0	0- 0	0- 0				
7- 9	0- 0	0- 2	CONFERENCE	1- 5	0- 0	6- 2				
3- 5	0- 0	0- 1	HOME	1- 2	0- 0	2- 2				
4- 4	0- 0	0- 1	AWAY	0- 3	0- 0	4- 0				
0- 0	0- 0	0- 0	NEUTRAL	0- 0	0- 0	0- 0				

RPI S	Opponent	Score	RPI S	Opponent	Score	RPI S	Opponent	Score	RPI S	Opponent	Score	Team's RPI: 151
19	A Oklahoma	74 67	31	A Arizona St.	52 79	51	A Iowa	76 96	148	H Tulsa	76 68	
			32	A South Dakota St.	35 82	59	A IUPUI	41 53	155	A Omaha	67 65	
			32	H South Dakota St.	57 78	59	H IUPUI	54 45	155	H Omaha	49 64	
			49	A Little Rock	50 56	61	A South Dakota	50 79	161	H Missouri St.	78 56	
						61	H South Dakota	47 69	167	A Arkansas	70 60	
						68	A Western Ill.	72 76	170	A Kansas	56 64	
						68	H Western Ill.	62 76	234	H UT Martin	82 53	
						72	A Northwestern	55 64	298	A North Dakota St.	70 50	
									298	H North Dakota St.	71 64	
									309	A Denver	70 57	
									309	H Denver	45 47	
									317	A Fort Wayne	75 59	
									317	H Fort Wayne	82 56	
									341	A Houston Baptist	75 65	
LAST 12 Division I GAMES:												
298	H North Dakota St.	71 64	68	H Western Ill.	62 76							
309	A Denver	70 57	298	A North Dakota St.	70 50							
61	A South Dakota	50 79	309	H Denver	45 47							
155	H Omaha	49 64	317	A Fort Wayne	75 59							
32	A South Dakota St.	35 82	59	A IUPUI	41 53							
59	H IUPUI	54 45	32	H South Dakota St.	57 78							

Non-Div I Games: Mid-Amer. Christian98 63 Okla. Sci. & Arts 67 35

Oral Roberts

Loss, Non-Conf, S Site, H Home A Away N Neutral

## Oregon

Through Games Of March 1, 2017

Average RPI Win:	135	WON-LOST	WINNING	LAST 10	STRENGTH OF	OPP. STRENGTH	TEAM	ADJ.	CONF.	ADJ CONF.
Average RPI Loss:	37	RECORD	PCT. RANK	GAMES	SCHEDULE	OF SCHEDULE	RPI	RPI	RPI	RPI
DIV. I ONLY	18- 12	116	4- 6	25	18	42	42	1	1	
DIV. I NON-CONF.	10- 2	32	0- 0	132	153	45	45	1	1	
TOTALS	RPI 1-25	RPI 26-50	W-L RECORDS	RPI 51-100	RPI 101-150	RPI 150+				
18- 12	1- 7	1- 1	OVERALL	6- 2	4- 2	6- 0				
10- 5	1- 3	1- 0	HOME	3- 1	2- 1	3- 0				
6- 6	0- 3	0- 1	AWAY	3- 1	2- 1	1- 0				
2- 1	0- 1	0- 0	NEUTRAL	0- 0	0- 0	2- 0				
10- 2	0- 1	1- 0	NON-CONFERENCE	0- 0	3- 1	6- 0				
6- 0	0- 0	1- 0	HOME	0- 0	2- 0	3- 0				
2- 1	0- 0	0- 0	AWAY	0- 0	1- 1	1- 0				
2- 1	0- 1	0- 0	NEUTRAL	0- 0	0- 0	2- 0				
8- 10	1- 6	0- 1	CONFERENCE	6- 2	1- 1	0- 0				
4- 5	1- 3	0- 0	HOME	3- 1	0- 1	0- 0				
4- 5	0- 3	0- 1	AWAY	3- 1	1- 0	0- 0				
0- 0	0- 0	0- 0	NEUTRAL	0- 0	0- 0	0- 0				

RPI	S	Opponent	Score	RPI	S	Opponent	Score	RPI	S	Opponent	Score	RPI	S	Opponent	Score
5	N	Mississippi St.	63 75	31	A	Arizona St.	63 68	55	A	California	69 66	107	H	Washington St.	59 75
6	A	Oregon St.	60 67	46	H	Michigan St.	88 55	55	H	California	49 55	108	A	Clemson	87 59
6	H	Oregon St.	40 43					65	A	Utah	73 61	113	A	Ole Miss	67 83
7	H	Washington	77 99					65	H	Utah	84 66	122	A	Arizona	79 65
8	A	Stanford	60 81					81	A	Southern California	59 53	135	H	Lamar University	84 67
8	H	Stanford	59 65					81	H	Southern California	73 50	139	H	Idaho	73 70
10	A	UCLA	63 79					87	A	Colorado	66 76	194	H	UTSA	77 63
10	H	UCLA	84 75					87	H	Colorado	71 66	208	N	San Jose St.	91 62
												245	N	Portland St.	90 46
												259	A	Hawaii	86 49
												267	H	CSU Bakersfield	77 62
												269	H	Portland	81 41
LAST 12 Division I GAMES:															
8	H	Stanford	59 65	31	A	Arizona St.	63 68	122	A	Arizona	79 65	6	A	Oregon St.	60 67
55	H	California	49 55	6	H	Oregon St.	40 43	65	H	Utah	84 66	65	H	Utah	84 66
87	A	Colorado	66 76	87	H	Colorado	71 66								
65	A	Utah	73 61												
81	H	Southern California	73 50												
10	H	UCLA	84 75												

Non-Div I Games:

Oregon

■ Loss, 
 ■ Non-Conf, 
 ■ S Site, 
 ■ H Home 
 ■ A Away 
 N Neutral

Average RPI Win:	93	WON-LOST	WINNING	LAST 10	STRENGTH OF	OPP. STRENGTH	TEAM	ADJ.	CONF.	ADJ CONF.
Average RPI Loss:	42	RECORD	PCT. RANK	GAMES	SCHEDULE	OF SCHEDULE	RPI	RPI	RPI	RPI
DIV. I ONLY	27- 3	4	9- 1	12	27	6	6	1	1	
DIV. I NON-CONF.	11- 1	12	0- 0	47	186	15	15	1	1	
TOTALS	RPI 1-25	RPI 26-50	W-L RECORDS	RPI 51-100	RPI 101-150	RPI 150+				
27- 3	4- 1	4- 1	OVERALL	11- 1	4- 0	4- 0				
14- 2	3- 0	1- 1	HOME	4- 1	2- 0	4- 0				
8- 1	1- 1	2- 0	AWAY	4- 0	1- 0	0- 0				
5- 0	0- 0	1- 0	NEUTRAL	3- 0	1- 0	0- 0				
11- 1	0- 0	1- 1	NON-CONFERENCE	4- 0	2- 0	4- 0				
6- 1	0- 0	0- 1	HOME	1- 0	1- 0	4- 0				
0- 0	0- 0	0- 0	AWAY	0- 0	0- 0	0- 0				
5- 0	0- 0	1- 0	NEUTRAL	3- 0	1- 0	0- 0				
16- 2	4- 1	3- 0	CONFERENCE	7- 1	2- 0	0- 0				
8- 1	3- 0	1- 0	HOME	3- 1	1- 0	0- 0				
8- 1	1- 1	2- 0	AWAY	4- 0	1- 0	0- 0				
0- 0	0- 0	0- 0	NEUTRAL	0- 0	0- 0	0- 0				

RPI S	Opponent	Score	RPI S	Opponent	Score	RPI S	Opponent	Score	RPI S	Opponent	Score
7	H Washington	73 70	31	A Arizona St.	54 45	55	A California	66 56	107	H Washington St.	80 58
8	A Stanford	72 69	36	H Marquette	73 74	55	H California	71 56	122	A Arizona	65 57
8	H Stanford	50 47	41	N Quinnipiac	75 60	65	A Utah	63 49	135	H Lamar University	88 56
10	A UCLA	56 66	42	A Oregon	43 40	65	H Utah	70 44	139	N Idaho	60 49
10	H UCLA	68 61	42	H Oregon	67 60	67	N Oklahoma St.	73 54	153	H Idaho St.	61 38
						81	A Southern California	74 60	269	H Portland	62 45
						81	H Southern California	50 70	277	H Ark.-Pine Bluff	73 40
						85	N BYU	65 56	284	H Southern Utah	77 38
						87	A Colorado	54 49			
						87	H Colorado	81 57			
						91	H UC Davis	93 52			
						97	N UNLV	62 59			
LAST 12 Division I GAMES:											
55	H California	71 56	122	A Arizona	65 57						
8	H Stanford	50 47	31	A Arizona St.	54 45						
65	A Utah	63 49	42	H Oregon	67 60						
87	A Colorado	54 49	42	A Oregon	43 40						
10	H UCLA	68 61	87	H Colorado	81 57						
81	H Southern California	50 70	65	H Utah	70 44						

Non-Div I Games:

Oregon St.

## Pacific

Through Games Of March 1, 2017

Average RPI Win: <b>212</b>	WON-LOST	WINNING	LAST 10	STRENGTH OF	OPP. STRENGTH	TEAM	ADJ.	CONF.	ADJ CONF.
Average RPI Loss: <b>140</b>	RECORD	PCT. RANK	GAMES	SCHEDULE	OF SCHEDULE	RPI	RPI	RPI	RPI
DIV. I ONLY	7- 20	301	1- 9	93	184	250	250	15	15
DIV. I NON-CONF.	2- 7	284	0- 0	14	220	188	188	13	13
TOTALS	RPI 1-25	RPI 26-50	W-L RECORDS	RPI 51-100	RPI 101-150	RPI 150+			
7- 20	0- 1	0- 1	OVERALL	1- 5	1- 5	5- 8			
4- 11	0- 0	0- 1	HOME	0- 4	1- 2	3- 4			
3- 9	0- 1	0- 0	AWAY	1- 1	0- 3	2- 4			
0- 0	0- 0	0- 0	NEUTRAL	0- 0	0- 0	0- 0			
2- 7	0- 1	0- 1	NON-CONFERENCE	0- 2	0- 2	2- 1			
1- 5	0- 0	0- 1	HOME	0- 2	0- 1	1- 1			
1- 2	0- 1	0- 0	AWAY	0- 0	0- 1	1- 0			
0- 0	0- 0	0- 0	NEUTRAL	0- 0	0- 0	0- 0			
5- 13	0- 0	0- 0	CONFERENCE	1- 3	1- 3	3- 7			
3- 6	0- 0	0- 0	HOME	0- 2	1- 1	2- 3			
2- 7	0- 0	0- 0	AWAY	1- 1	0- 2	1- 4			
0- 0	0- 0	0- 0	NEUTRAL	0- 0	0- 0	0- 0			

RPI 1-25				RPI 26-50				RPI 51-100				RPI 101+ Team's RPI: 250			
RPI	S	Opponent	Score	RPI	S	Opponent	Score	RPI	S	Opponent	Score	RPI	S	Opponent	Score
10	A	UCLA	55 <b>82</b>	36	H	Marquette	75 <b>89</b>	79	A	Gonzaga	65 <b>63</b>	121	A	Long Beach St.	58 <b>66</b>
								79	H	Gonzaga	58 <b>74</b>	125	H	Northern Colo.	56 <b>60</b>
								84	H	Montana St.	66 <b>72</b>	128	A	St. Mary's (CA)	74 <b>82</b>
								85	A	BYU	50 <b>68</b>	128	H	St. Mary's (CA)	54 <b>63</b>
								85	H	BYU	55 <b>68</b>	141	A	San Francisco	64 <b>67</b>
								91	H	UC Davis	87 <b>95</b>	141	H	San Francisco	63 <b>60</b>
												158	A	Santa Clara	51 <b>68</b>
												158	H	Santa Clara	51 <b>61</b>
												174	H	Fresno St.	67 <b>74</b>
												202	A	Loyola Marymount	64 <b>75</b>
												202	H	Loyola Marymount	52 <b>65</b>
												208	A	San Jose St.	99 <b>96</b>
												217	A	San Diego	71 <b>73</b>
												217	H	San Diego	84 <b>64</b>
												267	H	CSU Bakersfield	91 <b>61</b>
												269	A	Portland	84 <b>74</b>
												269	H	Portland	71 <b>78</b>
												304	A	Pepperdine	58 <b>59</b>
												304	H	Pepperdine	80 <b>79</b>
LAST 12 Division I GAMES:															
202	A	Loyola Marymount	64 <b>75</b>	304	H	Pepperdine	80 <b>79</b>								
158	H	Santa Clara	51 <b>61</b>	128	A	St. Mary's (CA)	74 <b>82</b>								
79	H	Gonzaga	58 <b>74</b>	141	A	San Francisco	64 <b>67</b>								
269	H	Portland	71 <b>78</b>	202	H	Loyola Marymount	52 <b>65</b>								
158	A	Santa Clara	51 <b>68</b>	85	A	BYU	50 <b>68</b>								
217	A	San Diego	71 <b>73</b>	128	H	St. Mary's (CA)	54 <b>63</b>								

Non-Div I Games: UC Merced 111 50 William Jessup 103 65

Pacific

■ Loss, 
 ■ Non-Conf, 
 ■ S Site, 
 ■ Home 
 ■ A Away 
 N Neutral

Average RPI Win:	185	WON-LOST	WINNING	LAST 10	STRENGTH OF	OPP. STRENGTH	TEAM	ADJ.	CONF.	ADJ CONF.
Average RPI Loss:	100	RECORD	PCT. RANK	GAMES	SCHEDULE	OF SCHEDULE	RPI	RPI	RPI	RPI
DIV. I ONLY	16- 7	71	7- 2	97	121	74	74	8	8	
DIV. I NON-CONF.	6- 6	165	0- 2	211	123	178	178	9	9	
TOTALS	RPI 1-25	RPI 26-50	W-L RECORDS	RPI 51-100	RPI 101-150	RPI 150+				
16- 7	0- 2	1- 0	OVERALL	0- 1	4- 2	11- 2				
6- 5	0- 1	1- 0	HOME	0- 1	2- 1	3- 2				
10- 2	0- 1	0- 0	AWAY	0- 0	2- 1	8- 0				
0- 0	0- 0	0- 0	NEUTRAL	0- 0	0- 0	0- 0				
6- 6	0- 2	0- 0	NON-CONFERENCE	0- 1	0- 1	6- 2				
0- 5	0- 1	0- 0	HOME	0- 1	0- 1	0- 2				
6- 1	0- 1	0- 0	AWAY	0- 0	0- 0	6- 0				
0- 0	0- 0	0- 0	NEUTRAL	0- 0	0- 0	0- 0				
10- 1	0- 0	1- 0	CONFERENCE	0- 0	4- 1	5- 0				
6- 0	0- 0	1- 0	HOME	0- 0	2- 0	3- 0				
4- 1	0- 0	0- 0	AWAY	0- 0	2- 1	2- 0				
0- 0	0- 0	0- 0	NEUTRAL	0- 0	0- 0	0- 0				

RPI 1-25				RPI 26-50				RPI 51-100				RPI 101+			
RPI	S	Opponent	Score	RPI	S	Opponent	Score	RPI	S	Opponent	Score	RPI	S	Opponent	Score
9	A	Duke	55 68	27	H	Harvard	63 43	57	H	Villanova	48 60	110	H	Saint Joseph's	53 57
17	H	Temple	53 63									118	A	Cornell	61 55
												118	H	Cornell	47 34
												124	A	Princeton	62 57
												132	A	Yale	48 61
												132	H	Yale	66 55
												162	A	CSUN	47 36
												165	H	La Salle	56 58
												172	A	Columbia	64 54
												172	H	Columbia	68 59
												173	A	UC Riverside	71 55
												175	A	Brown	71 68
												175	H	Brown	86 60
												207	H	Binghamton	48 61
												225	H	Dartmouth	68 38
												230	A	Richmond	47 44
												300	A	Rhode Island	75 43
												310	A	Lafayette	64 47
												343	A	Wagner	63 39
LAST 12 Division I GAMES:															
172	H	Columbia	68 59	225	H	Dartmouth	68 38								
118	H	Cornell	47 34	27	H	Harvard	63 43								
132	A	Yale	48 61	17	H	Temple	53 63								
175	A	Brown	71 68	57	H	Villanova	48 60								
118	A	Cornell	61 55	175	H	Brown	86 60								
172	A	Columbia	64 54	132	H	Yale	66 55								

Non-Div I Games: Stevens 89 43

Penn

Pennst.Pennst.

Penn St.

# Pepperdine

Through Games Of March 1, 2017

Average RPI Win:	217	WON-LOST	WINNING	LAST 10	STRENGTH OF	OPP. STRENGTH	TEAM	ADJ.	CONF.	ADJ CONF.
Average RPI Loss:	179	RECORD	PCT. RANK	GAMES	SCHEDULE	OF SCHEDULE	RPI	RPI	RPI	RPI
DIV. I ONLY	7- 22	309	2- 8	209	228	304	304	15	15	
DIV. I NON-CONF.	2- 9	293	0- 0	240	339	320	320	13	13	
TOTALS	RPI 1-25	RPI 26-50	W-L RECORDS	RPI 51-100	RPI 101-150	RPI 150+				
7- 22	0- 1	0- 0	OVERALL	1- 4	1- 5	5- 12				
5- 9	0- 1	0- 0	HOME	1- 2	1- 2	3- 4				
2- 13	0- 0	0- 0	AWAY	0- 2	0- 3	2- 8				
0- 0	0- 0	0- 0	NEUTRAL	0- 0	0- 0	0- 0				
2- 9	0- 1	0- 0	NON-CONFERENCE	0- 1	0- 2	2- 5				
1- 4	0- 1	0- 0	HOME	0- 1	0- 1	1- 1				
1- 5	0- 0	0- 0	AWAY	0- 0	0- 1	1- 4				
0- 0	0- 0	0- 0	NEUTRAL	0- 0	0- 0	0- 0				
5- 13	0- 0	0- 0	CONFERENCE	1- 3	1- 3	3- 7				
4- 5	0- 0	0- 0	HOME	1- 1	1- 1	2- 3				
1- 8	0- 0	0- 0	AWAY	0- 2	0- 2	1- 4				
0- 0	0- 0	0- 0	NEUTRAL	0- 0	0- 0	0- 0				

RPI S	Opponent	Score	RPI S	Opponent	Score	RPI S	Opponent	Score	RPI S	Opponent	Score	Team's RPI: 304
9	H Duke	65 99				79	A Gonzaga	61 83	121	H Long Beach St.	41 44	
						79	H Gonzaga	79 69	128	A St. Mary's (CA)	57 84	
						85	A BYU	49 88	128	H St. Mary's (CA)	60 81	
						85	H BYU	47 73	141	A San Francisco	78 84	
						97	H UNLV	61 68	141	H San Francisco	81 59	
									146	A New Mexico St.	66 75	
									158	A Santa Clara	40 61	
									158	H Santa Clara	48 69	
									202	A Loyola Marymount	60 72	
									202	H Loyola Marymount	78 87	
									217	A San Diego	55 42	
									217	H San Diego	57 40	
									231	A UC Santa Barbara	57 66	
									250	A Pacific	79 80	
									250	H Pacific	59 58	
									261	A Cal Poly	52 62	
									267	H CSU Bakersfield	62 57	
									269	A Portland	55 75	
									269	H Portland	61 71	
									287	H Nevada	60 69	
									309	A Denver	67 75	
									331	A Utah Valley	65 72	
									346	A Cal St. Fullerton	69 58	
LAST 12 Division I GAMES:												
141	A	San Francisco	78	84	250	A	Pacific	79	80			
128	A	St. Mary's (CA)	57	84	141	H	San Francisco	81	59			
202	H	Loyola Marymount	78	87	79	A	Gonzaga	61	83			
158	H	Santa Clara	48	69	269	A	Portland	55	75			
217	H	San Diego	57	40	128	H	St. Mary's (CA)	60	81			
85	A	BYU	49	88	85	H	BYU	47	73			

Non-Div I Games:

Pepperdine

Loss, Non-Conf, S Site, H Home A Away N Neutral



## Pittsburgh

Through Games Of March 1, 2017

Average RPI Win:	217	WON-LOST	WINNING	LAST 10	STRENGTH OF	OPP. STRENGTH	TEAM	ADJ.	CONF.	ADJ CONF.
Average RPI Loss:	53	RECORD	PCT. RANK	GAMES	SCHEDULE	OF SCHEDULE	RPI	RPI	RPI	RPI
DIV. I ONLY	12- 17	219	1- 9	55	56	156	156	3	3	
DIV. I NON-CONF.	8- 4	97	0- 0	255	286	185	185	4	4	
TOTALS	RPI 1-25	RPI 26-50	W-L RECORDS	RPI 51-100	RPI 101-150	RPI 150+				
12- 17	0- 6	0- 3	OVERALL	2- 4	2- 4	8- 0				
10- 6	0- 2	0- 1	HOME	2- 1	2- 2	6- 0				
0- 10	0- 4	0- 2	AWAY	0- 3	0- 1	0- 0				
2- 1	0- 0	0- 0	NEUTRAL	0- 0	0- 1	2- 0				
8- 4	0- 0	0- 0	NON-CONFERENCE	0- 2	1- 2	7- 0				
6- 2	0- 0	0- 0	HOME	0- 1	1- 1	5- 0				
0- 2	0- 0	0- 0	AWAY	0- 1	0- 1	0- 0				
2- 0	0- 0	0- 0	NEUTRAL	0- 0	0- 0	2- 0				
4- 13	0- 6	0- 3	CONFERENCE	2- 2	1- 2	1- 0				
4- 4	0- 2	0- 1	HOME	2- 0	1- 1	1- 0				
0- 8	0- 4	0- 2	AWAY	0- 2	0- 0	0- 0				
0- 1	0- 0	0- 0	NEUTRAL	0- 0	0- 1	0- 0				

RPI S	Opponent	Score	RPI S	Opponent	Score	RPI S	Opponent	Score	RPI S	Opponent	Score	Team's RPI: 156
2	A Notre Dame	54 86	30	A Syracuse	65 93	52	A Georgia Tech	57 71	108	H Clemson	46 54	
9	A Duke	48 62	30	H Syracuse	57 73	54	H Virginia	62 54	112	H North Carolina	68 48	
11	A Florida St.	48 79	33	A North Carolina St.	42 55	71	A Penn St.	62 91	112	N North Carolina	60 72	
12	A Louisville	52 73				76	H Purdue	61 67	116	H Charlotte	63 70	
12	H Louisville	48 63				77	A Wake Forest	48 57	118	H Cornell	56 44	
18	H Miami (FL)	50 82				98	H Virginia Tech	72 64	136	A Duquesne	54 63	
									171	H Boston College	56 43	
									263	H Bryant	76 60	
									270	H Loyola Maryland	74 44	
									291	H Mt. St. Mary's	89 54	
									292	N McNeese	71 65	
									301	N UTEP	71 46	
									311	H Youngstown St.	63 50	
									320	H Loyola Chicago	59 35	
LAST 12 Division I GAMES:												
112	N North Carolina	60 72	108	H Clemson	46 54							
30	H Syracuse	57 73	77	A Wake Forest	48 57							
11	A Florida St.	48 79	30	A Syracuse	65 93							
52	A Georgia Tech	57 71	12	H Louisville	48 63							
98	H Virginia Tech	72 64	33	A North Carolina St.	42 55							
9	A Duke	48 62	54	H Virginia	62 54							

Non-Div I Games: Slippery Rock 94 48

Pittsburgh

■ Loss, 
 ■ Non-Conf, S Site, 
 ■ Home 
 ■ Away 
 N Neutral

Average RPI Win:	261	WON-LOST	WINNING	LAST 10	STRENGTH OF	OPP. STRENGTH	TEAM	ADJ.	CONF.	ADJ CONF.
Average RPI Loss:	129	RECORD	PCT. RANK	GAMES	SCHEDULE	OF SCHEDULE	RPI	RPI	RPI	RPI
DIV. I ONLY	5- 23	323	3- 7	89	141	269	269	15	15	
DIV. I NON-CONF.	1- 9	323	0- 0	24	76	232	232	13	13	
TOTALS	RPI 1-25	RPI 26-50	W-L RECORDS	RPI 51-100	RPI 101-150	RPI 150+				
5- 23	0- 2	0- 1	OVERALL	0- 8	0- 4	5- 8				
3- 9	0- 1	0- 0	HOME	0- 3	0- 2	3- 3				
2- 13	0- 1	0- 1	AWAY	0- 4	0- 2	2- 5				
0- 1	0- 0	0- 0	NEUTRAL	0- 1	0- 0	0- 0				
1- 9	0- 2	0- 1	NON-CONFERENCE	0- 4	0- 0	1- 2				
1- 2	0- 1	0- 0	HOME	0- 1	0- 0	1- 0				
0- 6	0- 1	0- 1	AWAY	0- 2	0- 0	0- 2				
0- 1	0- 0	0- 0	NEUTRAL	0- 1	0- 0	0- 0				
4- 14	0- 0	0- 0	CONFERENCE	0- 4	0- 4	4- 6				
2- 7	0- 0	0- 0	HOME	0- 2	0- 2	2- 3				
2- 7	0- 0	0- 0	AWAY	0- 2	0- 2	2- 3				
0- 0	0- 0	0- 0	NEUTRAL	0- 0	0- 0	0- 0				

RPI 1-25				RPI 26-50				RPI 51-100				RPI 101+ Team's RPI: 269			
RPI	S	Opponent	Score	RPI	S	Opponent	Score	RPI	S	Opponent	Score	RPI	S	Opponent	Score
6	A	Oregon St.	45 62	42	A	Oregon	41 81	58	A	Boise St.	60 74	128	A	St. Mary's (CA)	76 92
7	H	Washington	53 83					79	A	Gonzaga	55 67	128	H	St. Mary's (CA)	65 75
								79	H	Gonzaga	50 85	141	A	San Francisco	71 83
								81	N	Southern California	54 67	141	H	San Francisco	56 75
								84	H	Montana St.	66 70	158	A	Santa Clara	56 68
								85	A	BYU	60 73	158	H	Santa Clara	44 56
								85	H	BYU	38 77	202	A	Loyola Marymount	54 69
								91	A	UC Davis	52 66	202	H	Loyola Marymount	71 56
												217	A	San Diego	40 57
												217	H	San Diego	54 72
												245	H	Portland St.	79 68
												250	A	Pacific	78 71
												250	H	Pacific	74 84
												252	A	Weber St.	37 76
												287	A	Nevada	59 72
												304	A	Pepperdine	71 61
												304	H	Pepperdine	75 55
LAST 12 Division I GAMES:															
217	H	San Diego	54 72	85	H	BYU	38 77	158	A	Santa Clara	56 68	217	A	San Diego	40 57
85	A	BYU	60 73	304	H	Pepperdine	75 55	79	H	Gonzaga	50 85	141	H	San Francisco	56 75
141	A	San Francisco	71 83												
250	A	Pacific	78 71												
202	H	Loyola Marymount	71 56												
128	H	St. Mary's (CA)	65 75												

Non-Div I Games: Alas. Anchorage 66 57

Portland

■ Loss, 
 ■ Non-Conf, 
 ■ S Site, 
 ■ Home 
 ■ A Away 
 N Neutral

Average RPI Win:	277	WON-LOST	WINNING	LAST 10	STRENGTH OF	OPP. STRENGTH	TEAM	ADJ.	CONF.	ADJ CONF.
Average RPI Loss:	148	RECORD	PCT. RANK	GAMES	SCHEDULE	OF SCHEDULE	RPI	RPI	RPI	RPI
DIV. I ONLY	12- 16	216	3- 7	305	191	245	245	20	20	
DIV. I NON-CONF.	5- 6	186	0- 0	318	103	224	224	18	18	
TOTALS	RPI 1-25	RPI 26-50	W-L RECORDS	RPI 51-100	RPI 101-150	RPI 150+				
12- 16	0- 1	0- 1	OVERALL	1- 2	0- 6	11- 6				
6- 4	0- 0	0- 0	HOME	1- 0	0- 3	5- 1				
4- 10	0- 0	0- 0	AWAY	0- 0	0- 0	4- 1				
2- 2	0- 1	0- 1	NEUTRAL	0- 0	0- 0	2- 0				
5- 6	0- 1	0- 1	NON-CONFERENCE	0- 1	0- 1	5- 2				
2- 0	0- 0	0- 0	HOME	0- 0	0- 0	2- 0				
1- 4	0- 0	0- 0	AWAY	0- 1	0- 1	1- 2				
2- 2	0- 1	0- 1	NEUTRAL	0- 0	0- 0	2- 0				
7- 10	0- 0	0- 0	CONFERENCE	1- 1	0- 5	6- 4				
4- 4	0- 0	0- 0	HOME	1- 0	0- 3	3- 1				
3- 6	0- 0	0- 0	AWAY	0- 1	0- 2	3- 3				
0- 0	0- 0	0- 0	NEUTRAL	0- 0	0- 0	3- 0				

RPI 1-25				RPI 26-50				RPI 51-100				RPI 101+ Team's RPI: 245			
RPI	S	Opponent	Score	RPI	S	Opponent	Score	RPI	S	Opponent	Score	RPI	S	Opponent	Score
19	N	Oklahoma	60 74	42	N	Oregon	46 90	58	A	Boise St.	76 94	109	A	North Dakota	61 65
								84	A	Montana St.	76 83	122	A	Arizona	52 75
								84	H	Montana St.	69 65	125	A	Northern Colo.	62 91
												125	H	Northern Colo.	50 57
												137	H	Eastern Wash.	62 68
												139	H	Idaho	66 72
												153	A	Idaho St.	47 53
												162	A	CSUN	72 99
												215	A	Seattle U	79 71
												252	A	Weber St.	75 85
												269	A	Portland	68 79
												276	N	Kennesaw St.	71 61
												280	A	Sacramento St.	88 86
												280	H	Sacramento St.	68 77
												284	A	Southern Utah	64 82
												284	H	Southern Utah	81 74
												285	N	Northern Ky.	77 54
												288	A	Northern Ariz.	74 73
												288	H	Northern Ariz.	56 55
												322	H	UC Irvine	79 73
												328	A	Montana	64 44
												328	H	Montana	68 45
												346	H	Cal St. Fullerton	81 73
LAST 12 Division I GAMES:															
				125	H	Northern Colo.	50 57					153	A	Idaho St.	47 53
				288	A	Northern Ariz.	74 73					137	H	Eastern Wash.	62 68
				284	A	Southern Utah	64 82					139	H	Idaho	66 72
				328	H	Montana	68 45					280	H	Sacramento St.	68 77
				84	H	Montana St.	69 65					84	A	Montana St.	76 83
				252	A	Weber St.	75 85					328	A	Montana	64 44

Non-Div I Games: Pacific Union 93 61

Portland St.

Average RPI Win:	276	WON-LOST	WINNING	LAST 10	STRENGTH OF	OPP. STRENGTH	TEAM	ADJ.	CONF.	ADJ CONF.
Average RPI Loss:	189	RECORD	PCT. RANK	GAMES	SCHEDULE	OF SCHEDULE	RPI	RPI	RPI	RPI
DIV. I ONLY	11- 17	234	4- 6	303	323	283	283	30	30	
DIV. I NON-CONF.	5- 7	205	0- 0	110	223	169	169	30	30	
TOTALS	RPI 1-25	RPI 26-50	W-L RECORDS	RPI 51-100	RPI 101-150	RPI 150+				
11- 17	0- 2	0- 0	OVERALL	0- 2	1- 1	10- 12				
9- 2	0- 0	0- 0	HOME	0- 0	1- 0	8- 2				
1- 15	0- 0	0- 0	AWAY	0- 0	0- 0	1- 1				
1- 0	0- 0	0- 0	NEUTRAL	0- 0	0- 0	1- 0				
5- 7	0- 2	0- 0	NON-CONFERENCE	0- 2	1- 1	4- 2				
4- 0	0- 0	0- 0	HOME	0- 0	1- 0	3- 0				
0- 7	0- 2	0- 0	AWAY	0- 2	0- 1	0- 2				
1- 0	0- 0	0- 0	NEUTRAL	0- 0	0- 0	1- 0				
6- 10	0- 0	0- 0	CONFERENCE	0- 0	0- 0	6- 10				
5- 2	0- 0	0- 0	HOME	0- 0	0- 0	5- 2				
1- 8	0- 0	0- 0	AWAY	0- 0	0- 0	1- 8				
0- 0	0- 0	0- 0	NEUTRAL	0- 0	0- 0	0- 0				

RPI 1-25				RPI 26-50				RPI 51-100				RPI 101+ Team's RPI: 283			
RPI	S	Opponent	Score	RPI	S	Opponent	Score	RPI	S	Opponent	Score	RPI	S	Opponent	Score
16	A	DePaul	62 94					93	A	SFA	64 88	102	A	Texas Tech	43 85
25	A	Texas A&M	62 90					96	A	SMU	54 61	147	H	Texas St.	64 60
												166	A	Rice	57 68
												177	H	Bethune-Cookman	66 64
												198	A	Grambling	55 60
												198	H	Grambling	51 49
												203	A	Texas Southern	51 73
												203	H	Texas Southern	62 70
												216	A	Alabama St.	61 74
												216	H	Alabama St.	61 75
												224	A	UTRGV	74 82
												226	A	Southern U.	72 86
												260	N	Marshall	78 68
												277	A	Ark.-Pine Bluff	47 64
												277	H	Ark.-Pine Bluff	62 57
												295	H	Nicholls St.	69 67
												303	A	Alcorn	55 62
												316	A	Mississippi Val.	55 64
												316	H	Mississippi Val.	96 65
												334	A	Jackson St.	60 74
												334	H	Jackson St.	73 63
												337	H	Sam Houston St.	75 65
												349	A	Alabama A&M	63 50
												349	H	Alabama A&M	71 47
LAST 12 Division I GAMES:															
216	A	Alabama St.	61 74	203	A	Texas Southern	51 73								
349	A	Alabama A&M	63 50	216	H	Alabama St.	61 75								
277	H	Ark.-Pine Bluff	62 57	349	H	Alabama A&M	71 47								
316	H	Mississippi Val.	96 65	277	A	Ark.-Pine Bluff	47 64								
198	A	Grambling	55 60	316	A	Mississippi Val.	55 64								
334	A	Jackson St.	60 74	198	H	Grambling	51 49								

Non-Div I Games:

Presbyterian

Through Games Of March 1, 2017

Average RPI Win:	278	WON-LOST	WINNING	LAST 10	STRENGTH OF	OPP. STRENGTH	TEAM	ADJ.	CONF.	ADJ CONF.
Average RPI Loss:	169	RECORD	PCT. RANK	GAMES	SCHEDULE	OF SCHEDULE	RPI	RPI	RPI	RPI
DIV. I ONLY	11- 17	234	5- 5	187	317	233	233	28	28	
DIV. I NON-CONF.	2- 9	293	0- 0	92	269	228	228	28	28	
TOTALS	RPI 1-25	RPI 26-50	W-L RECORDS	RPI 51-100	RPI 101-150	RPI 150+				
11- 17	0- 0	0- 1	OVERALL	0- 4	1- 2	10- 10				
6- 6	0- 0	0- 0	HOME	0- 2	1- 0	5- 4				
5- 10	0- 0	0- 1	AWAY	0- 2	0- 2	5- 5				
0- 1	0- 0	0- 0	NEUTRAL	0- 0	0- 0	0- 1				
2- 9	0- 0	0- 1	NON-CONFERENCE	0- 4	0- 1	2- 3				
0- 3	0- 0	0- 0	HOME	0- 2	0- 0	0- 1				
2- 5	0- 0	0- 1	AWAY	0- 2	0- 1	2- 1				
0- 1	0- 0	0- 0	NEUTRAL	0- 0	0- 0	0- 1				
9- 8	0- 0	0- 0	CONFERENCE	0- 0	1- 1	8- 7				
6- 3	0- 0	0- 0	HOME	0- 0	1- 0	5- 3				
3- 5	0- 0	0- 0	AWAY	0- 0	0- 1	3- 4				
0- 0	0- 0	0- 0	NEUTRAL	0- 0	0- 0	0- 0				

RPI S	Opponent	Score	RPI S	Opponent	Score	RPI S	Opponent	Score	RPI S	Opponent	Score	Team's RPI: 233
45	A Indiana	37 71	60	H Belmont	58 83	116	A Charlotte	63 71				
			79	A Gonzaga	39 79	123	A Radford	50 60				
			83	H Chattanooga	48 56	123	H Radford	58 54				
			98	A Virginia Tech	36 67	163	A East Carolina	46 54				
						183	A Campbell	42 50				
						183	H Campbell	39 49				
						203	N Texas Southern	62 74				
						212	A UNCG	69 62				
						235	A UNC Asheville	52 47				
						235	H UNC Asheville	60 67				
						243	A High Point	60 87				
						243	H High Point	64 72				
						246	A Liberty	60 68				
						246	H Liberty	56 55				
						254	A Charleston So.	34 52				
						254	H Charleston So.	50 48				
						313	A Gardner-Webb	56 55				
						313	H Gardner-Webb	58 47				
						319	H USC Upstate	48 55				
						338	A N.C. Central	72 63				
						342	A Winthrop	78 39				
						342	H Winthrop	64 50				
						345	H Longwood	65 55				
LAST 12 Division I GAMES:												
342	H Winthrop	64 50	235	A UNC Asheville	52 47							
243	H High Point	64 72	254	A Charleston So.	34 52							
183	A Campbell	42 50	123	H Radford	58 54							
123	A Radford	50 60	243	A High Point	60 87							
313	H Gardner-Webb	58 47	235	H UNC Asheville	60 67							
246	H Liberty	56 55	342	A Winthrop	78 39							

Non-Div I Games:

Presbyterian

Loss, Non-Conf, S Site, H Home A Away N Neutral

Average RPI Win:	196	WON-LOST	WINNING	LAST 10	STRENGTH OF	OPP. STRENGTH	TEAM	ADJ.	CONF.	ADJ CONF.
Average RPI Loss:	90	RECORD	PCT. RANK	GAMES	SCHEDULE	OF SCHEDULE	RPI	RPI	RPI	RPI
DIV. I ONLY	14- 10	127	8- 2	107	100	124	124	8	8	
DIV. I NON-CONF.	6- 7	182	1- 0	228	59	194	194	9	9	
TOTALS	RPI 1-25	RPI 26-50	W-L RECORDS	RPI 51-100	RPI 101-150	RPI 150+				
14- 10	0- 1	1- 2	OVERALL	0- 2	3- 4	10- 1				
8- 5	0- 0	1- 1	HOME	0- 1	1- 2	6- 1				
6- 5	0- 1	0- 1	AWAY	0- 1	2- 2	4- 0				
0- 0	0- 0	0- 0	NEUTRAL	0- 0	0- 0	0- 0				
6- 7	0- 1	0- 2	NON-CONFERENCE	0- 1	0- 3	6- 0				
4- 2	0- 0	0- 1	HOME	0- 0	0- 1	4- 0				
2- 5	0- 1	0- 1	AWAY	0- 1	0- 2	2- 0				
0- 0	0- 0	0- 0	NEUTRAL	0- 0	0- 0	0- 0				
8- 3	0- 0	1- 0	CONFERENCE	0- 1	3- 1	4- 1				
4- 3	0- 0	1- 0	HOME	0- 1	1- 1	2- 1				
4- 0	0- 0	0- 0	AWAY	0- 0	2- 0	2- 0				
0- 0	0- 0	0- 0	NEUTRAL	0- 0	0- 0	0- 0				

RPI S	Opponent	Score	RPI S	Opponent	Score	RPI S	Opponent	Score	RPI S	Opponent	Score	Team's RPI: 124
23	A Kansas St.	42 60	27	H Harvard	63 58	52	A Georgia Tech	51 67	118	A Cornell	58 54	
			44	H Dayton	56 62	74	H Penn	57 62	118	H Cornell	44 55	
			47	A George Washington	45 56				119	A Fordham	55 57	
									120	H Rider	62 70	
									132	A Yale	69 47	
									132	A Delaware	62 66	
									132	H Yale	74 62	
									172	A Columbia	62 52	
									172	H Columbia	78 54	
									175	A Brown	81 75	
									175	H Brown	88 98	
									205	A UMBC	69 58	
									209	H Seton Hall	94 67	
									223	H Rutgers	64 34	
									225	H Dartmouth	85 55	
									296	A Lipscomb	71 43	
									310	H Lafayette	65 27	
									343	H Wagner	107 44	
LAST 12 Division I GAMES:												
118	H Cornell	44 55	27	H Harvard	63 58							
172	H Columbia	78 54	225	H Dartmouth	85 55							
175	A Brown	81 75	132	H Yale	74 62							
132	A Yale	69 47	175	H Brown	88 98							
172	A Columbia	62 52	74	H Penn	57 62							
118	A Cornell	58 54	296	A Lipscomb	71 43							

Non-Div I Games:

Princeton

■ Loss, 
 ■ Non-Conf, S Site, 
 ■ Home 
 ■ Away 
 N Neutral

Providence

Through Games Of March 1, 2017

Average RPI Win:	224	WON-LOST	WINNING	LAST 10	STRENGTH OF	OPP. STRENGTH	TEAM	ADJ.	CONF.	ADJ CONF.
Average RPI Loss:	95	RECORD	PCT. RANK	GAMES	SCHEDULE	OF SCHEDULE	RPI	RPI	RPI	RPI
DIV. I ONLY	12- 17	219	3- 7	156	84	186	186	7	7	
DIV. I NON-CONF.	8- 3	67	0- 0	315	272	119	119	7	7	
TOTALS	RPI 1-25	RPI 26-50	W-L RECORDS	RPI 51-100	RPI 101-150	RPI 150+				
12- 17	0- 4	1- 1	OVERALL	0- 6	0- 0	11- 6				
6- 6	0- 2	1- 0	HOME	0- 3	0- 0	5- 1				
4- 11	0- 2	0- 1	AWAY	0- 3	0- 0	4- 5				
2- 0	0- 0	0- 0	NEUTRAL	0- 0	0- 0	2- 0				
8- 3	0- 0	0- 0	NON-CONFERENCE	0- 0	0- 0	8- 3				
3- 0	0- 0	0- 0	HOME	0- 0	0- 0	3- 0				
3- 3	0- 0	0- 0	AWAY	0- 0	0- 0	3- 3				
2- 0	0- 0	0- 0	NEUTRAL	0- 0	0- 0	2- 0				
4- 14	0- 4	1- 1	CONFERENCE	0- 6	0- 0	3- 3				
3- 6	0- 2	1- 0	HOME	0- 3	0- 0	2- 1				
1- 8	0- 2	0- 1	AWAY	0- 3	0- 0	1- 2				
0- 0	0- 0	0- 0	NEUTRAL	0- 0	0- 0	0- 0				

RPI S Opponent	Score	RPI S Opponent	Score	RPI S Opponent	Score	RPI S Opponent	Score	Team's RPI: 186
16 A DePaul	56 61	36 A Marquette	74 79	57 A Villanova	43 61	171 A Boston College	53 57	
16 H DePaul	55 64	36 H Marquette	66 64	57 H Villanova	59 64	172 A Columbia	64 66	
22 A Creighton	57 88			64 A Georgetown	70 72	175 A Brown	70 77	
22 H Creighton	51 58			64 H Georgetown	39 71	188 A Hartford	77 65	
				73 A St. John's (NY)	50 60	190 A Xavier	57 67	
				73 H St. John's (NY)	47 71	190 H Xavier	51 54	
						207 H Binghamton	71 58	
						209 A Seton Hall	43 55	
						209 H Seton Hall	74 57	
						219 A Monmouth	62 58	
						222 A UNCW	65 49	
						237 N Miami (OH)	75 59	
						263 N Bryant	62 51	
						266 A Butler	64 58	
						266 H Butler	68 51	
						274 H Colgate	92 85	
						298 H North Dakota St.	86 63	
LAST 12 Division I GAMES:								
190 A Xavier	57 67	64 A Georgetown	70 72					
266 A Butler	64 58	16 H DePaul	55 64					
209 H Seton Hall	74 57	36 H Marquette	66 64					
73 H St. John's (NY)	47 71	73 A St. John's (NY)	50 60					
22 A Creighton	57 88	209 A Seton Hall	43 55					
57 A Villanova	43 61	22 H Creighton	51 58					

Non-Div I Games:

Providence

Loss, Non-Conf, S Site, H Home A Away N Neutral

Average RPI Win:	162	WON-LOST	WINNING	LAST 10	STRENGTH OF	OPP. STRENGTH	TEAM	ADJ.	CONF.	ADJ CONF.
Average RPI Loss:	65	RECORD	PCT. RANK	GAMES	SCHEDULE	OF SCHEDULE	RPI	RPI	RPI	RPI
DIV. I ONLY	19- 11	105	7- 3	69	73	76	76	6	6	
DIV. I NON-CONF.	9- 5	112	0- 0	167	110	130	130	6	6	
TOTALS	RPI 1-25	RPI 26-50	W-L RECORDS	RPI 51-100	RPI 101-150	RPI 150+				
19- 11	0- 3	3- 2	OVERALL	4- 4	1- 1	11- 1				
10- 5	0- 2	2- 1	HOME	3- 1	0- 0	5- 1				
7- 4	0- 0	1- 1	AWAY	1- 2	1- 1	4- 0				
2- 2	0- 1	0- 0	NEUTRAL	0- 1	0- 0	2- 0				
9- 5	0- 1	1- 0	NON-CONFERENCE	0- 2	1- 1	7- 1				
5- 2	0- 0	1- 0	HOME	0- 1	0- 0	4- 1				
2- 1	0- 0	0- 0	AWAY	0- 0	1- 1	1- 0				
2- 2	0- 1	0- 0	NEUTRAL	0- 1	0- 0	2- 0				
10- 6	0- 2	2- 2	CONFERENCE	4- 2	0- 0	4- 0				
5- 3	0- 2	1- 1	HOME	3- 0	0- 0	1- 0				
5- 3	0- 0	1- 1	AWAY	1- 2	0- 0	3- 0				
0- 0	0- 0	0- 0	NEUTRAL	0- 0	0- 0	0- 0				

RPI 1-25				RPI 26-50				RPI 51-100				RPI 101+			
RPI	S	Opponent	Score	RPI	S	Opponent	Score	RPI	S	Opponent	Score	RPI	S	Opponent	Score
8	N	Stanford	69 78	35	H	Central Mich.	62 51	51	H	Iowa	72 52	115	A	Ball St.	58 42
21	H	Maryland	70 85	39	H	Michigan	62 72	57	N	Villanova	44 58	138	A	Maine	47 67
24	H	Ohio St.	56 61	45	A	Indiana	60 74	59	H	IUPUI	62 67	154	N	Northeastern	79 54
				46	A	Michigan St.	76 66	71	A	Penn St.	73 79	156	A	Pittsburgh	67 61
				46	H	Michigan St.	66 54	71	H	Penn St.	64 51	178	H	Southern Ill.	61 64
								72	A	Northwestern	60 76	196	N	Wichita St.	86 49
								72	H	Northwestern	61 59	197	H	Nebraska	88 45
								80	A	Minnesota	67 54	201	A	Illinois	72 64
												210	A	Wisconsin	79 57
												223	A	Rutgers	55 42
												274	H	Colgate	71 51
												289	H	Eastern Mich.	77 50
												319	H	USC Upstate	71 41
												338	H	N.C. Central	61 27
LAST 12 Division I GAMES:															
				72	H	Northwestern	61 59	201	A	Illinois	72 64				
				80	A	Minnesota	67 54	21	H	Maryland	70 85				
				51	H	Iowa	72 52	197	H	Nebraska	88 45				
				223	A	Rutgers	55 42	46	A	Michigan St.	76 66				
				71	A	Penn St.	73 79	45	A	Indiana	60 74				
				39	H	Michigan	62 72	24	H	Ohio St.	56 61				

Non-Div I Games:

Purdue

■ Loss, 
 ■ Non-Conf, S Site, 
 ■ Home 
 ■ Away 
 N Neutral



Average RPI Win: 201		WON-LOST	WINNING	LAST 10	STRENGTH OF	OPP. STRENGTH	TEAM	ADJ.	CONF.	ADJ CONF.
Average RPI Loss: 101		RECORD	PCT. RANK	GAMES	SCHEDULE	OF SCHEDULE	RPI	RPI	RPI	RPI
DIV. I ONLY		24- 6	21	8- 2	117	187	41	41	18	18
DIV. I NON-CONF.		7- 3	83	0- 0	9	102	14	14	17	17
TOTALS	RPI 1-25		RPI 26-50		W-L RECORDS		RPI 51-100		RPI 101-150	RPI 150+
24- 6	0- 2		1- 1		OVERALL		1- 0		5- 1	17- 2
12- 1	0- 0		0- 1		HOME		1- 0		2- 0	9- 0
10- 4	0- 0		1- 0		AWAY		0- 0		1- 0	8- 1
2- 1	0- 1		0- 0		NEUTRAL		0- 0		2- 0	0- 0
7- 3	0- 2		1- 1		NON-CONFERENCE		1- 0		2- 0	3- 0
2- 1	0- 0		0- 1		HOME		1- 0		0- 0	1- 0
3- 1	0- 1		1- 0		AWAY		0- 0		0- 0	2- 0
2- 1	0- 1		0- 0		NEUTRAL		0- 0		2- 0	0- 0
17- 3	0- 0		0- 0		CONFERENCE		0- 0		3- 1	14- 2
10- 0	0- 0		0- 0		HOME		0- 0		2- 0	8- 0
7- 3	0- 0		0- 0		AWAY		0- 0		1- 1	6- 2
0- 0	0- 0		0- 0		NEUTRAL		0- 0		0- 0	0- 0

[illegible]

Non-Div I Games:

Quinnipiac

Loss, Non-Conf, S Site, H Home A Away N Neutral

Average RPI Win: <b>257</b>	WON-LOST	WINNING	LAST 10	STRENGTH OF	OPP. STRENGTH	TEAM	ADJ.	CONF.	ADJ CONF.
Average RPI Loss: <b>173</b>	RECORD	PCT. RANK	GAMES	SCHEDULE	OF SCHEDULE	RPI	RPI	RPI	RPI
DIV. I ONLY	20- 6	31	8- 2	326	264	123	123	28	28
DIV. I NON-CONF.	6- 3	97	0- 0	292	36	94	94	28	28
TOTALS	RPI 1-25	RPI 26-50	W-L RECORDS	RPI 51-100	RPI 101-150	RPI 150+			
20- 6	0- 1	0- 0	OVERALL	1- 1	0- 0	19- 4			
11- 0	0- 0	0- 0	HOME	0- 0	0- 0	11- 0			
9- 6	0- 0	0- 0	AWAY	1- 1	0- 0	8- 0			
0- 0	0- 0	0- 0	NEUTRAL	0- 0	0- 0	0- 0			
6- 3	0- 1	0- 0	NON-CONFERENCE	1- 1	0- 0	5- 1			
2- 0	0- 0	0- 0	HOME	0- 0	0- 0	2- 0			
4- 3	0- 1	0- 0	AWAY	1- 1	0- 0	3- 1			
0- 0	0- 0	0- 0	NEUTRAL	0- 0	0- 0	0- 0			
14- 3	0- 0	0- 0	CONFERENCE	0- 0	0- 0	14- 3			
9- 0	0- 0	0- 0	HOME	0- 0	0- 0	9- 0			
5- 3	0- 0	0- 0	AWAY	0- 0	0- 0	5- 3			
0- 0	0- 0	0- 0	NEUTRAL	0- 0	0- 0	0- 0			

RPI 1-25				RPI 26-50				RPI 51-100				RPI 101+ Team's RPI: 123			
RPI	S	Opponent	Score	RPI	S	Opponent	Score	RPI	S	Opponent	Score	RPI	S	Opponent	Score
14	A	Kentucky	36 <b>59</b>					77	A	Wake Forest	68 60	183	A	Campbell	61 42
								98	A	Virginia Tech	52 <b>71</b>	183	H	Campbell	49 48
												193	A	George Mason	56 <b>70</b>
												212	A	UNCG	70 54
												214	A	Appalachian St.	57 54
												233	A	Presbyterian	54 <b>58</b>
												233	H	Presbyterian	60 50
												235	A	UNC Asheville	64 62
												235	H	UNC Asheville	76 73
												243	H	High Point	59 56
												246	A	Liberty	48 <b>49</b>
												246	H	Liberty	76 68
												254	A	Charleston So.	45 <b>57</b>
												254	H	Charleston So.	67 59
												273	H	Tennessee Tech	79 46
												275	A	Davidson	44 40
												279	H	Western Caro.	67 39
												313	A	Gardner-Webb	51 42
												313	H	Gardner-Webb	67 57
												342	A	Winthrop	60 50
												342	H	Winthrop	74 49
												345	A	Longwood	74 34
												345	H	Longwood	73 55
LAST 12 Division I GAMES:															
183	H	Campbell	49 48	246	A	Liberty	48 <b>49</b>								
235	H	UNC Asheville	76 73	342	H	Winthrop	74 49								
313	A	Gardner-Webb	51 42	233	A	Presbyterian	54 <b>58</b>								
233	H	Presbyterian	60 50	235	A	UNC Asheville	64 62								
345	A	Longwood	74 34	246	H	Liberty	76 68								
254	H	Charleston So.	67 59	254	A	Charleston So.	45 <b>57</b>								

Non-Div I Games: Concord 78 51 Davis & Elkins 67 57

Radford

Loss, Non-Conf, S Site, H Home A Away N Neutral

## Rhode Island

Through Games Of March 1, 2017

Average RPI Win:	235	WON-LOST	WINNING	LAST 10	STRENGTH OF	OPP. STRENGTH	TEAM	ADJ.	CONF.	ADJ CONF.
Average RPI Loss:	154	RECORD	PCT. RANK	GAMES	SCHEDULE	OF SCHEDULE	RPI	RPI	RPI	RPI
DIV. I ONLY	6- 23	317	2- 8	195	137	300	300	12	12	
DIV. I NON-CONF.	4- 8	230	0- 0	207	161	245	245	12	12	
TOTALS	RPI 1-25	RPI 26-50	W-L RECORDS	RPI 51-100	RPI 101-150	RPI 150+				
6- 23	0- 0	0- 4	OVERALL	0- 2	1- 5	5- 12				
4- 9	0- 0	0- 2	HOME	0- 1	1- 3	3- 3				
2- 13	0- 0	0- 2	AWAY	0- 1	0- 2	2- 8				
0- 1	0- 0	0- 0	NEUTRAL	0- 0	0- 0	0- 1				
4- 8	0- 0	0- 2	NON-CONFERENCE	0- 2	0- 0	4- 4				
2- 3	0- 0	0- 1	HOME	0- 1	0- 0	2- 1				
2- 4	0- 0	0- 1	AWAY	0- 1	0- 0	2- 2				
0- 1	0- 0	0- 0	NEUTRAL	0- 0	0- 0	0- 1				
2- 15	0- 0	0- 2	CONFERENCE	0- 0	1- 5	1- 8				
2- 6	0- 0	0- 1	HOME	0- 0	1- 3	1- 2				
0- 9	0- 0	0- 1	AWAY	0- 0	0- 2	0- 6				
0- 0	0- 0	0- 0	NEUTRAL	0- 0	0- 0	0- 0				

RPI	S	Opponent	Score	RPI	S	Opponent	Score	RPI	S	Opponent	Score	RPI	S	Opponent	Score	Team's RPI: 300
30	A	Syracuse	49 95	69	A	Toledo	50 65	105	H	Saint Louis	50 68	110	A	Saint Joseph's	51 77	
44	A	Dayton	51 81	74	H	Penn	43 75	110	H	Saint Joseph's	49 75	119	H	Fordham	69 74	
46	H	Michigan St.	48 85					136	H	Duquesne	71 69	140	A	VCU	57 68	
47	H	George Washington	44 72					165	A	La Salle	51 70	165	H	La Salle	49 58	
LAST 12 Division I GAMES:																
110	A	Saint Joseph's	51 77	230	A	Richmond	51 67	221	H	Marist	82 61	230	A	Richmond	51 67	
306	H	Massachusetts	53 50	165	H	La Salle	49 58	225	H	Dartmouth	52 62	230	H	Richmond	53 58	
136	H	Duquesne	71 69	44	A	Dayton	51 81	236	H	Samford	78 63	240	A	St. Bonaventure	69 78	
193	A	George Mason	51 60	110	H	Saint Joseph's	49 75	263	N	Bryant	56 62	275	A	Davidson	64 74	
275	A	Davidson	64 74	105	H	Saint Louis	50 68	306	A	Massachusetts	67 68	306	H	Massachusetts	53 50	
47	H	George Washington	44 72	140	A	VCU	57 68	344	A	UMass Lowell	64 57					

Non-Div I Games:

Rhode Island

■ Loss, 
 ■ Non-Conf, 
 ■ S Site, 
 ■ H Home 
 ■ A Away 
 N Neutral

[illegible]

Non-Div I Games:	Huston-Tillotson	96	62
------------------	------------------	----	----

Average RPI Win:	264	WON-LOST	WINNING	LAST 10	STRENGTH OF	OPP. STRENGTH	TEAM	ADJ.	CONF.	ADJ CONF.
Average RPI Loss:	128	RECORD	PCT. RANK	GAMES	SCHEDULE	OF SCHEDULE	RPI	RPI	RPI	RPI
DIV. I ONLY	13- 17	213	4- 6	251	167	230	230	12	12	
DIV. I NON-CONF.	6- 7	182	0- 0	266	289	248	248	12	12	
TOTALS	RPI 1-25	RPI 26-50	W-L RECORDS	RPI 51-100	RPI 101-150	RPI 150+				
13- 17	0- 0	0- 2	OVERALL	0- 2	1- 7	12- 6				
6- 8	0- 0	0- 1	HOME	0- 2	1- 1	5- 4				
5- 8	0- 0	0- 1	AWAY	0- 0	0- 6	5- 1				
2- 1	0- 0	0- 0	NEUTRAL	0- 0	0- 0	2- 1				
6- 7	0- 0	0- 0	NON-CONFERENCE	0- 2	0- 1	6- 4				
2- 4	0- 0	0- 0	HOME	0- 2	0- 0	2- 2				
2- 2	0- 0	0- 0	AWAY	0- 0	0- 1	2- 1				
2- 1	0- 0	0- 0	NEUTRAL	0- 0	0- 0	2- 1				
7- 10	0- 0	0- 2	CONFERENCE	0- 0	1- 6	6- 2				
4- 4	0- 0	0- 1	HOME	0- 0	1- 1	3- 2				
3- 6	0- 0	0- 1	AWAY	0- 0	0- 5	3- 0				
0- 0	0- 0	0- 0	NEUTRAL	0- 0	0- 0	0- 0				

RPI S	Opponent	Score	RPI S	Opponent	Score	RPI S	Opponent	Score	RPI S	Opponent	Score	Team's RPI: 230
44	A Dayton	39 55	47	H George Washington	44 63	54	H Virginia	56 63	105	A Saint Louis	66 73	
						74	H Penn	44 47	110	H Saint Joseph's	70 52	
									119	A Fordham	41 67	
									129	A William & Mary	39 67	
									136	A Duquesne	61 73	
									140	A VCU	64 72	
									140	A VCU	55 62	
									140	H VCU	55 57	
									163	H East Carolina	60 71	
									165	H La Salle	58 63	
									172	H Columbia	58 65	
									179	A Hampton	45 72	
									179	N Cleveland St.	65 69	
									193	A George Mason	70 58	
									193	H George Mason	50 54	
									214	H Appalachian St.	55 46	
									240	H St. Bonaventure	61 54	
									244	A Furman	54 48	
									246	N Liberty	63 54	
									275	A Davidson	61 52	
									300	A Rhode Island	58 53	
									300	H Rhode Island	67 51	
									306	H Massachusetts	56 45	
									330	N Florida A&M	64 51	
									333	H Morgan St.	54 37	
									336	A Fla. Atlantic	77 67	
LAST 12 Division I GAMES:												
140	A VCU	64 72	300	H Rhode Island	67 51							
47	H George Washington	44 63	140	H VCU	55 57							
105	A Saint Louis	66 73	275	A Davidson	61 52							
306	H Massachusetts	56 45	136	A Duquesne	61 73							
193	A George Mason	70 58	193	H George Mason	50 54							
44	A Dayton	39 55	165	H La Salle	58 63							

Non-Div I Games:

Richmond

■ Loss, 
 ■ Non-Conf, 
 ■ S Site, 
 ■ H Home 
 ■ A Away 
 N Neutral

Average RPI Win: <b>234</b>	WON-LOST	WINNING	LAST 10	STRENGTH OF	OPP. STRENGTH	TEAM	ADJ.	CONF.	ADJ CONF.
Average RPI Loss: <b>140</b>	RECORD	PCT. RANK	GAMES	SCHEDULE	OF SCHEDULE	RPI	RPI	RPI	RPI
DIV. I ONLY	22- 7	36	9- 1	299	194	120	120	18	18
DIV. I NON-CONF.	6- 3	97	0- 0	322	217	156	156	17	17
TOTALS	RPI 1-25	RPI 26-50	W-L RECORDS	RPI 51-100	RPI 101-150	RPI 150+			
22- 7	0- 0	0- 2	OVERALL	0- 0	3- 1	19- 4			
11- 2	0- 0	0- 1	HOME	0- 0	1- 0	10- 1			
11- 4	0- 0	0- 1	AWAY	0- 0	2- 1	9- 2			
0- 1	0- 0	0- 0	NEUTRAL	0- 0	0- 0	0- 1			
6- 3	0- 0	0- 0	NON-CONFERENCE	0- 0	1- 1	5- 2			
3- 0	0- 0	0- 0	HOME	0- 0	0- 0	3- 0			
3- 2	0- 0	0- 0	AWAY	0- 0	1- 1	2- 1			
0- 1	0- 0	0- 0	NEUTRAL	0- 0	0- 0	0- 1			
16- 4	0- 0	0- 2	CONFERENCE	0- 0	2- 0	14- 2			
8- 2	0- 0	0- 1	HOME	0- 0	1- 0	7- 1			
8- 2	0- 0	0- 1	AWAY	0- 0	1- 0	7- 1			
0- 0	0- 0	0- 0	NEUTRAL	0- 0	0- 0	0- 0			

RPI S	Opponent	Score	RPI S	Opponent	Score	RPI S	Opponent	Score	RPI S	Opponent	Score	Team's RPI: 120
41	A Quinnipiac	53 <b>79</b>	41	H Quinnipiac	79 <b>91</b>				111	A UCF	30 <b>49</b>	
									124	A Princeton	70 62	
									150	A Iona	52 36	
									150	H Iona	85 65	
									165	H La Salle	74 61	
									168	A Fairfield	49 <b>53</b>	
									168	H Fairfield	67 <b>68</b>	
									169	A Siena	62 61	
									169	H Siena	72 70	
									204	A Towson	79 75	
									209	A Seton Hall	81 <b>89</b>	
									219	A Monmouth	71 69	
									219	H Monmouth	75 63	
									221	A Marist	69 56	
									221	H Marist	65 46	
									240	N St. Bonaventure	47 <b>60</b>	
									249	A Niagara	78 58	
									249	H Niagara	62 41	
									256	A Canisius	71 70	
									256	H Canisius	61 50	
									272	A Manhattan	53 36	
									272	H Manhattan	73 64	
									293	A Lehigh	75 68	
									310	H Lafayette	76 58	
									325	H St. Francis Brooklyn	77 60	
									326	A Saint Peter's	56 43	
LAST 12 Division I GAMES:												
168	A Fairfield	49 <b>53</b>	169	H Siena	72 70							
249	H Niagara	62 41	219	A Monmouth	71 69							
219	H Monmouth	75 63	326	H Saint Peter's	47 46							
221	H Marist	65 46	272	H Manhattan	73 64							
256	H Canisius	61 50	41	A Quinnipiac	53 <b>79</b>							
150	A Iona	52 36	326	A Saint Peter's	56 43							

Non-Div I Games:

Rider

■ Loss, 
 ■ Non-Conf, 
 ■ S Site, 
 ■ Home 
 ■ A Away 
 N Neutral

R  
i  
d  
e  
r

Rider  
RPI S Opponent Score

Through Games Of March 1, 2017

RPI	S	Opponent	Score
326	H	Saint Peter's	47 46

R  
i  
d  
e  
r

Rider

Average RPI Win:	290	WON-LOST	WINNING	LAST 10	STRENGTH OF	OPP. STRENGTH	TEAM	ADJ.	CONF.	ADJ CONF.
Average RPI Loss:	192	RECORD	PCT. RANK	GAMES	SCHEDULE	OF SCHEDULE	RPI	RPI	RPI	RPI
DIV. I ONLY	18- 10	101	9- 1	334	331	192	192	31	31	
DIV. I NON-CONF.	4- 6	209	0- 0	244	194	200	200	32	32	
TOTALS	RPI 1-25	RPI 26-50	W-L RECORDS	RPI 51-100	RPI 101-150	RPI 150+				
18- 10	0- 0	0- 0	OVERALL	0- 2	1- 2	17- 6				
8- 3	0- 0	0- 0	HOME	0- 0	0- 0	8- 3				
10- 6	0- 0	0- 0	AWAY	0- 1	1- 2	9- 3				
0- 1	0- 0	0- 0	NEUTRAL	0- 1	0- 0	0- 0				
4- 6	0- 0	0- 0	NON-CONFERENCE	0- 2	1- 2	3- 2				
1- 1	0- 0	0- 0	HOME	0- 0	0- 0	1- 1				
3- 4	0- 0	0- 0	AWAY	0- 1	1- 2	2- 1				
0- 1	0- 0	0- 0	NEUTRAL	0- 1	0- 0	0- 0				
14- 4	0- 0	0- 0	CONFERENCE	0- 0	0- 0	14- 4				
7- 2	0- 0	0- 0	HOME	0- 0	0- 0	7- 2				
7- 2	0- 0	0- 0	AWAY	0- 0	0- 0	7- 2				
0- 0	0- 0	0- 0	NEUTRAL	0- 0	0- 0	0- 0				

RPI 1-25			RPI 26-50			RPI 51-100			RPI 101+ Team's RPI: 192		
RPI	S	Opponent	Score	RPI	S	Opponent	Score	RPI	S	Opponent	Score
								51	A	Iowa	60 81
								99	N	Stetson	60 68
LAST 12 Division I GAMES:											
339	H	Fairleigh Dickinson	62 48	332	A	LIU Brooklyn	64 54	332	H	LIU Brooklyn	83 42
195	H	Sacred Heart	66 56	325	A	St. Francis Brooklyn	61 54	333	A	Morgan St.	58 44
263	A	Bryant	59 62	229	A	Saint Francis (PA)	70 68	339	A	Fairleigh Dickinson	66 64
318	A	Central Conn. St.	62 39	291	A	Mt. St. Mary's	50 44	339	H	Fairleigh Dickinson	62 48
291	H	Mt. St. Mary's	70 58	318	H	Central Conn. St.	55 46	343	A	Wagner	82 63
343	H	Wagner	74 41	263	H	Bryant	62 46	343	H	Wagner	74 41

Non-Div I Games: Point Park 69 52

Robert Morris

■ Loss, 
 ■ Non-Conf, 
 ■ S Site, 
 ■ H Home 
 ■ A Away 
 N Neutral



Average RPI Win:	145	WON-LOST	WINNING	LAST 10	STRENGTH OF	OPP. STRENGTH	TEAM	ADJ.	CONF.	ADJ CONF.
Average RPI Loss:	85	RECORD	PCT. RANK	GAMES	SCHEDULE	OF SCHEDULE	RPI	RPI	RPI	RPI
DIV. I ONLY	6- 24	321	0- 10	42	57	223	223	6	6	
DIV. I NON-CONF.	3- 10	280	0- 0	13	46	181	181	6	6	
TOTALS	RPI 1-25	RPI 26-50	W-L RECORDS	RPI 51-100	RPI 101-150	RPI 150+				
6- 24	0- 4	1- 4	OVERALL	2- 10	0- 1	3- 5				
6- 9	0- 3	1- 2	HOME	2- 4	0- 0	3- 0				
0- 14	0- 1	0- 2	AWAY	0- 6	0- 1	0- 4				
0- 1	0- 0	0- 0	NEUTRAL	0- 0	0- 0	0- 1				
3- 10	0- 2	0- 2	NON-CONFERENCE	1- 4	0- 1	2- 1				
3- 4	0- 2	0- 1	HOME	1- 1	0- 0	2- 0				
0- 6	0- 0	0- 1	AWAY	0- 3	0- 1	0- 1				
0- 0	0- 0	0- 0	NEUTRAL	0- 0	0- 0	0- 0				
3- 14	0- 2	1- 2	CONFERENCE	1- 6	0- 0	1- 4				
3- 5	0- 1	1- 1	HOME	1- 3	0- 0	1- 0				
0- 8	0- 1	0- 1	AWAY	0- 3	0- 0	0- 3				
0- 1	0- 0	0- 0	NEUTRAL	0- 0	0- 0	0- 1				

RPI 1-25				RPI 26-50				RPI 51-100				RPI 101+ Team's RPI: 223			
RPI	S	Opponent	Score	RPI	S	Opponent	Score	RPI	S	Opponent	Score	RPI	S	Opponent	Score
9	H	Duke	32 68	26	A	Elon	54 66	51	A	Iowa	57 71	124	A	Princeton	34 64
17	H	Temple	37 48	39	A	Michigan	50 63	51	H	Iowa	59 71	176	A	Houston	51 53
21	A	Maryland	71 80	40	H	James Madison	76 82	54	A	Virginia	54 62	197	A	Nebraska	58 62
24	H	Ohio St.	45 73	45	H	Indiana	52 63	70	H	Bucknell	57 53	201	A	Illinois	41 78
				46	H	Michigan St.	62 58	71	H	Penn St.	61 45	209	H	Seton Hall	53 45
								72	A	Northwestern	38 60	210	A	Wisconsin	41 53
								72	H	Northwestern	37 55	210	H	Wisconsin	68 52
								73	A	St. John's (NY)	39 65	210	N	Wisconsin	55 61
								76	H	Purdue	42 55	263	H	Bryant	50 42
								77	A	Wake Forest	43 55				
								80	A	Minnesota	46 80				
								83	H	Chattanooga	53 66				
LAST 12 Division I GAMES:															
210	N	Wisconsin	55 61	45	H	Indiana	52 63								
24	H	Ohio St.	45 73	51	A	Iowa	57 71								
72	A	Northwestern	38 60	72	H	Northwestern	37 55								
210	A	Wisconsin	41 53	21	A	Maryland	71 80								
76	H	Purdue	42 55	51	H	Iowa	59 71								
80	A	Minnesota	46 80	46	H	Michigan St.	62 58								

Non-Div I Games:

Rutgers

■ Loss, 
■ Non-Conf, 
■ S Site, 
■ H Home 
■ A Away 
N Neutral

Average RPI Win:	249	WON-LOST	WINNING	LAST 10	STRENGTH OF	OPP. STRENGTH	TEAM	ADJ.	CONF.	ADJ CONF.
Average RPI Loss:	118	RECORD	PCT. RANK	GAMES	SCHEDULE	OF SCHEDULE	RPI	RPI	RPI	RPI
DIV. I ONLY	18- 6	44	6- 4	218	294	93	93	27	27	
DIV. I NON-CONF.	6- 2	63	0- 0	161	211	53	53	27	27	
TOTALS	RPI 1-25	RPI 26-50	W-L RECORDS	RPI 51-100	RPI 101-150	RPI 150+				
18- 6	0- 1	0- 0	OVERALL	1- 1	3- 3	14- 1				
7- 2	0- 0	0- 0	HOME	0- 0	1- 2	6- 0				
11- 4	0- 1	0- 0	AWAY	1- 1	2- 1	8- 1				
0- 0	0- 0	0- 0	NEUTRAL	0- 0	0- 0	0- 0				
6- 2	0- 1	0- 0	NON-CONFERENCE	1- 1	1- 0	4- 0				
2- 0	0- 0	0- 0	HOME	0- 0	0- 0	2- 0				
4- 2	0- 1	0- 0	AWAY	1- 1	1- 0	2- 0				
0- 0	0- 0	0- 0	NEUTRAL	0- 0	0- 0	0- 0				
12- 4	0- 0	0- 0	CONFERENCE	0- 0	2- 3	10- 1				
5- 2	0- 0	0- 0	HOME	0- 0	1- 2	4- 0				
7- 2	0- 0	0- 0	AWAY	0- 0	1- 1	6- 1				
0- 0	0- 0	0- 0	NEUTRAL	0- 0	0- 0	0- 0				

RPI 1-25				RPI 26-50				RPI 51-100 Team's RPI: 93				RPI 101+			
RPI	S	Opponent	Score	RPI	S	Opponent	Score	RPI	S	Opponent	Score	RPI	S	Opponent	Score
25	A	Texas A&M	48 63					61	A	South Dakota	74 80	104	A	Abilene Christian	70 61
								94	A	UT Arlington	65 60	104	H	Abilene Christian	73 80
												106	A	Central Ark.	58 70
												106	H	Central Ark.	63 67
												135	H	Lamar University	74 66
												143	A	Louisiana Tech	60 58
												193	A	George Mason	77 76
												211	A	New Orleans	71 67
												211	H	New Orleans	88 61
												282	A	Coppin St.	72 57
												283	H	Prairie View	88 64
												290	H	A&M-Corpus Christi	64 56
												292	A	McNeese	96 65
												295	A	Nicholls St.	82 77
												295	H	Nicholls St.	80 55
												307	A	Northwestern St.	72 76
												327	A	Southeastern La.	92 62
												328	H	Montana	54 46
												329	A	Incarinate Word	94 75
												337	A	Sam Houston St.	83 65
												341	H	Houston Baptist	86 49
LAST 12 Division I GAMES:															
106	A	Central Ark.	58 70	307	A	Northwestern St.	72 76								
211	A	New Orleans	71 67	337	A	Sam Houston St.	83 65								
327	A	Southeastern La.	92 62	211	H	New Orleans	88 61								
104	H	Abilene Christian	73 80	106	H	Central Ark.	63 67								
135	H	Lamar University	74 66	329	A	Incarinate Word	94 75								
295	A	Nicholls St.	82 77	295	H	Nicholls St.	80 55								

Non-Div I Games: Okla. Panhandle 77 43 Tex. Permian Basin 89 70 LSU-Shreveport 93 56

SFA

Loss, Non-Conf, S Site, H Home A Away N Neutral

SIUE				Through Games Of March 1, 2017						
Average RPI Win:	267	WON-LOST	WINNING	LAST 10	STRENGTH OF	OPP. STRENGTH	TEAM	ADJ.	CONF.	ADJ CONF.
Average RPI Loss:	144	RECORD	PCT. RANK	GAMES	SCHEDULE	OF SCHEDULE	RPI	RPI	RPI	RPI
DIV. I ONLY		12- 16	216	7- 3	142	283	200	200	26	26
DIV. I NON-CONF.		3- 9	275	0- 0	33	231	196	196	26	26
-----										
TOTALS	RPI 1-25	RPI 26-50		W-L RECORDS		RPI 51-100		RPI 101-150		RPI 150+
12- 16	0- 1	0- 1		OVERALL		0- 5		0- 2		12- 7
8- 3	0- 0	0- 0		HOME		0- 1		0- 0		8- 2
3- 10	0- 1	0- 1		AWAY		0- 3		0- 1		3- 4
1- 3	0- 0	0- 0		NEUTRAL		0- 1		0- 1		1- 1
3- 9	0- 1	0- 1		NON-CONFERENCE		0- 4		0- 2		3- 1
2- 1	0- 0	0- 0		HOME		0- 1		0- 0		2- 0
0- 5	0- 1	0- 1		AWAY		0- 2		0- 1		0- 0
1- 3	0- 0	0- 0		NEUTRAL		0- 1		0- 1		1- 1
9- 7	0- 0	0- 0		CONFERENCE		0- 1		0- 0		9- 6
6- 2	0- 0	0- 0		HOME		0- 0		0- 0		6- 2
3- 5	0- 0	0- 0		AWAY		0- 1		0- 0		3- 4
0- 0	0- 0	0- 0		NEUTRAL		0- 0		0- 0		0- 0

RPI 1-25				RPI 26-50				RPI 51-100				RPI 101+ Team's RPI: 200			
RPI	S	Opponent	Score	RPI	S	Opponent	Score	RPI	S	Opponent	Score	RPI	S	Opponent	Score
20	A	Missouri	60 72	32	A	South Dakota St.	49 82	60	A	Belmont	67 94	103	N	Vanderbilt	63 73
								61	N	South Dakota	68 75	105	A	Saint Louis	49 90
								68	H	Western Ill.	74 76	177	N	Bethune-Cookman	78 83
								86	A	Northern Ill.	78 97	178	H	Southern Ill.	60 59
								99	A	Stetson	68 78	185	A	Morehead St.	66 69
												234	A	UT Martin	70 68
												234	H	UT Martin	72 82
												247	H	Jacksonville St.	69 62
												251	H	Tennessee St.	73 52
												253	A	Austin Peay	62 85
												253	H	Austin Peay	76 69
												265	A	Murray St.	85 76
												265	H	Murray St.	77 84
												268	A	Southeast Mo. St.	74 78
												268	H	Southeast Mo. St.	70 69
												273	H	Tennessee Tech	60 49
												286	A	Eastern Ky.	63 75
												297	A	Eastern Ill.	75 59
												297	H	Eastern Ill.	68 52
												312	H	Illinois St.	92 80
												331	N	Utah Valley	71 64
-----															
LAST 12 Division I GAMES:															
297	H	Eastern Ill.	68 52	60	A	Belmont	67 94								
265	A	Murray St.	85 76	297	A	Eastern Ill.	75 59								
253	H	Austin Peay	76 69	251	H	Tennessee St.	73 52								
234	H	UT Martin	72 82	234	A	UT Martin	70 68								
268	A	Southeast Mo. St.	74 78	268	H	Southeast Mo. St.	70 69								
247	H	Jacksonville St.	69 62	265	H	Murray St.	77 84								

Non-Div I Games: Mo.-St. Louis 59 49

SIUE

SMU

Average RPI Win: 166

Average RPI Loss: 83

WON-LOST RECORD

WINNING PCT. RANK

LAST 10 GAMES

STRENGTH OF SCHEDULE

OPP. STRENGTH OF SCHEDULE

TEAM RPI

ADJ. RPI

CONF. RPI

ADJ CONF. RPI

DIV. I ONLY

16- 13

143

5- 5

67

64

96

96

5

5

DIV. I NON-CONF.

9- 4

85

0- 0

143

66

77

77

5

5

TOTALS

RPI 1-25

RPI 26-50

W-L RECORDS

RPI 51-100

RPI 101-150

RPI 150+

16- 13

1- 4

0- 1

OVERALL

0- 2

5- 4

10- 2

11- 3

1- 1

0- 1

HOME

0- 1

4- 0

6- 0

3- 9

0- 2

0- 0

AWAY

0- 1

1- 4

2- 2

2- 1

0- 1

0- 0

NEUTRAL

0- 0

0- 0

2- 0

9- 4

1- 1

0- 0

NON-CONFERENCE

0- 1

1- 2

7- 0

6- 0

1- 0

0- 0

HOME

0- 0

1- 0

4- 0

1- 3

0- 0

0- 0

AWAY

0- 1

0- 2

1- 0

2- 1

0- 1

0- 0

NEUTRAL

0- 0

0- 0

2- 0

7- 9

0- 3

0- 1

CONFERENCE

0- 1

4- 2

3- 2

5- 3

0- 1

0- 1

HOME

0- 1

3- 0

2- 0

2- 6

0- 2

0- 0

AWAY

0- 0

1- 2

1- 2

0- 0

0- 0

0- 0

NEUTRAL

0- 0

0- 0

0- 0

RPI 1-25

RPI 26-50

RPI 51-100

Team's RPI: 96

RPI 101+

RPI S Opponent Score

RPI S Opponent Score

RPI S Opponent Score

RPI S Opponent Score

1 A UConn 41 83

34 H South Fla. 51 52

63 H Tulane 59 71

111 A UCF 37 63

1 H UConn 48 88

87 A Colorado 50 67

111 H UCF 63 58

5 N Mississippi St. 42 91

142 A New Mexico 49 64

144 A Memphis 60 39

144 H Memphis 53 44

17 A Temple 52 66

147 H Texas St. 64 56

148 A Tulsa 59 66

148 H Tulsa 62 41

25 H Texas A&M 54 53

149 A TCU 67 76

163 A East Carolina 57 58

164 A Cincinnati 65 67

164 H Cincinnati 64 47

170 A Kansas 75 63

171 N Boston College 72 64

176 A Houston 66 45

176 H Houston 74 45

181 H North Texas 65 51

198 N Grambling 56 36

203 H Texas Southern 61 36

215 H Seattle U 77 43

283 H Prairie View 61 54

LAST 12 Division I GAMES:

176 H Houston 74 45

111 H UCF 63 58

111 A UCF 37 63

144 H Memphis 53 44

144 A Memphis 60 39

148 A Tulsa 59 66

148 H Tulsa 62 41

34 H South Fla. 51 52

17 A Temple 52 66

176 A Houston 66 45

1 A UConn 41 83

164 A Cincinnati 65 67

Non-Div I Games:

SMU

## Sacramento St.

## Through Games Of March 1, 2017

Average RPI Win:	281	WON-LOST	WINNING	LAST 10	STRENGTH OF	OPP. STRENGTH	TEAM	ADJ.	CONF.	ADJ CONF.
Average RPI Loss:	158	RECORD	PCT. RANK	GAMES	SCHEDULE	OF SCHEDULE	RPI	RPI	RPI	RPI
DIV. I ONLY	9- 18	260	3- 7	258	243	280	280	20	20	
DIV. I NON-CONF.	3- 7	250	0- 0	229	238	293	293	18	18	
TOTALS	RPI 1-25	RPI 26-50	W-L RECORDS	RPI 51-100	RPI 101-150	RPI 150+				
9- 18	0- 0	0- 0	OVERALL	0- 5	0- 7	9- 6				
5- 8	0- 0	0- 0	HOME	0- 3	0- 3	5- 2				
4- 8	0- 0	0- 0	AWAY	0- 2	0- 3	4- 3				
0- 2	0- 0	0- 0	NEUTRAL	0- 0	0- 1	0- 1				
3- 7	0- 0	0- 0	NON-CONFERENCE	0- 3	0- 2	3- 2				
2- 3	0- 0	0- 0	HOME	0- 2	0- 0	2- 1				
1- 2	0- 0	0- 0	AWAY	0- 1	0- 1	1- 0				
0- 2	0- 0	0- 0	NEUTRAL	0- 0	0- 1	0- 1				
6- 11	0- 0	0- 0	CONFERENCE	0- 2	0- 5	6- 4				
3- 5	0- 0	0- 0	HOME	0- 1	0- 3	3- 1				
3- 6	0- 0	0- 0	AWAY	0- 1	0- 2	3- 3				
0- 0	0- 0	0- 0	NEUTRAL	0- 0	0- 0	0- 0				

RPI S	Opponent	Score	RPI S	Opponent	Score	RPI S	Opponent	Score	RPI S	Opponent	Score	Team's RPI: 280
						55	A California	73 97	109	A North Dakota	71 94	
						81	H Southern California	95 111	109	H North Dakota	78 92	
						84	A Montana St.	80 84	125	A Northern Colo.	88 95	
						84	H Montana St.	82 104	137	H Eastern Wash.	65 72	
						91	H UC Davis	78 110	139	H Idaho	58 72	
									141	A San Francisco	80 91	
									146	N New Mexico St.	73 99	
									153	A Idaho St.	60 79	
									189	H Hofstra	97 85	
									245	A Portland St.	77 68	
									245	H Portland St.	86 88	
									252	A Weber St.	60 66	
									261	H Cal Poly	97 96	
									284	A Southern Utah	110 104	
									284	H Southern Utah	81 69	
									287	H Nevada	95 99	
									288	A Northern Ariz.	88 91	
									288	H Northern Ariz.	82 76	
									311	N Youngstown St.	94 102	
									322	A UC Irvine	78 70	
									328	A Montana	73 60	
									328	H Montana	99 69	
LAST 12 Division I GAMES:												
109	H North Dakota	78 92	252	A Weber St.	60 66							
284	A Southern Utah	110 104	139	H Idaho	58 72							
288	A Northern Ariz.	88 91	137	H Eastern Wash.	65 72							
84	H Montana St.	82 104	245	A Portland St.	77 68							
328	H Montana	99 69	328	A Montana	73 60							
153	A Idaho St.	60 79	84	A Montana St.	80 84							

Non-Div I Games: Stanislaus St. 102 72

Sacramento St.

Loss, Non-Conf, S Site, H Home A Away N Neutral

## Sacred Heart

Through Games Of March 1, 2017

Average RPI Win:	277	WON-LOST	WINNING	LAST 10	STRENGTH OF	OPP. STRENGTH	TEAM	ADJ.	CONF.	ADJ CONF.
Average RPI Loss:	191	RECORD	PCT. RANK	GAMES	SCHEDULE	OF SCHEDULE	RPI	RPI	RPI	RPI
DIV. I ONLY	16- 13	143	6- 4	263	337	195	195	31	31	
DIV. I NON-CONF.	3- 8	262	0- 0	68	235	191	191	32	32	
TOTALS	RPI 1-25	RPI 26-50	W-L RECORDS	RPI 51-100	RPI 101-150	RPI 150+				
16- 13	0- 0	0- 2	OVERALL	0- 2	0- 0	16- 9				
10- 3	0- 0	0- 1	HOME	0- 0	0- 0	10- 2				
6- 10	0- 0	0- 1	AWAY	0- 2	0- 0	6- 7				
0- 0	0- 0	0- 0	NEUTRAL	0- 0	0- 0	0- 0				
3- 8	0- 0	0- 2	NON-CONFERENCE	0- 2	0- 0	3- 4				
1- 3	0- 0	0- 1	HOME	0- 0	0- 0	1- 2				
2- 5	0- 0	0- 1	AWAY	0- 2	0- 0	2- 2				
0- 0	0- 0	0- 0	NEUTRAL	0- 0	0- 0	0- 0				
13- 5	0- 0	0- 0	CONFERENCE	0- 0	0- 0	13- 5				
9- 0	0- 0	0- 0	HOME	0- 0	0- 0	9- 0				
4- 5	0- 0	0- 0	AWAY	0- 0	0- 0	4- 5				
0- 0	0- 0	0- 0	NEUTRAL	0- 0	0- 0	0- 0				

RPI S	Opponent	Score	RPI S	Opponent	Score	RPI S	Opponent	Score	RPI S	Opponent	Score	Team's RPI: 195
27	H Harvard	60 68	66	A New Hampshire	43 71	168	A Fairfield	56 44				
50	A Iowa St.	56 76	92	A Buffalo	55 76	169	H Siena	62 58				
						175	H Brown	66 80				
						188	A Hartford	64 81				
						192	A Robert Morris	56 66				
						192	H Robert Morris	69 59				
						207	A Binghamton	77 69				
						219	H Monmouth	54 65				
						229	A Saint Francis (PA)	69 83				
						229	H Saint Francis (PA)	73 63				
						263	A Bryant	65 53				
						263	H Bryant	66 59				
						291	A Mt. St. Mary's	59 61				
						291	H Mt. St. Mary's	49 45				
						293	A Lehigh	62 68				
						318	A Central Conn. St.	50 67				
						318	H Central Conn. St.	82 61				
						325	A St. Francis Brooklyn	81 74				
						325	H St. Francis Brooklyn	61 58				
						332	A LIU Brooklyn	51 41				
						332	H LIU Brooklyn	66 48				
						339	A Fairleigh Dickinson	56 58				
						339	H Fairleigh Dickinson	68 60				
						343	A Wagner	70 56				
						343	H Wagner	62 52				
LAST 12 Division I GAMES:												
229	A Saint Francis (PA)	69 83	339	A Fairleigh Dickinson	56 58							
192	A Robert Morris	56 66	263	H Bryant	66 59							
339	H Fairleigh Dickinson	68 60	291	A Mt. St. Mary's	59 61							
332	A LIU Brooklyn	51 41	332	H LIU Brooklyn	66 48							
325	H St. Francis Brooklyn	61 58	291	H Mt. St. Mary's	49 45							
318	H Central Conn. St.	82 61	343	H Wagner	62 52							

Non-Div I Games:

Sacred Heart

■ Loss, 
 ■ Non-Conf, 
 ■ S Site, 
 ■ H Home 
 ■ A Away 
 N Neutral

Average RPI Win:	290	WON-LOST	WINNING	LAST 10	STRENGTH OF	OPP. STRENGTH	TEAM	ADJ.	CONF.	ADJ CONF.
Average RPI Loss:	205	RECORD	PCT. RANK	GAMES	SCHEDULE	OF SCHEDULE	RPI	RPI	RPI	RPI
DIV. I ONLY	16- 13	143	6- 4	318	339	229	229	31	31	
DIV. I NON-CONF.	3- 8	262	0- 0	219	278	265	265	32	32	
TOTALS	RPI 1-25	RPI 26-50	W-L RECORDS	RPI 51-100	RPI 101-150	RPI 150+				
16- 13	0- 0	0- 2	OVERALL	0- 0	0- 2	16- 9				
7- 5	0- 0	0- 0	HOME	0- 0	0- 1	7- 4				
9- 6	0- 0	0- 2	AWAY	0- 0	0- 1	9- 3				
0- 2	0- 0	0- 0	NEUTRAL	0- 0	0- 0	0- 2				
3- 8	0- 0	0- 2	NON-CONFERENCE	0- 0	0- 2	3- 4				
1- 2	0- 0	0- 0	HOME	0- 0	0- 1	1- 1				
2- 4	0- 0	0- 2	AWAY	0- 0	0- 1	2- 1				
0- 2	0- 0	0- 0	NEUTRAL	0- 0	0- 0	0- 2				
13- 5	0- 0	0- 0	CONFERENCE	0- 0	0- 0	13- 5				
6- 3	0- 0	0- 0	HOME	0- 0	0- 0	6- 3				
7- 2	0- 0	0- 0	AWAY	0- 0	0- 0	7- 2				
0- 0	0- 0	0- 0	NEUTRAL	0- 0	0- 0	0- 0				

[illegible]

Non-Div I Games:

Saint Francis (PA)

Loss, Non-Conf, S Site, H Home A Away N Neutral

S  
a  
i  
n  
t  
F  
r  
a  
n  
c  
i  
s  
(  
P  
A  
)

RPI S Saint Francis (PA) Score

Through Games Of March 1, 2017

RPI	S	Opponent	Score
343	H	Wagner	71 87

Saint Francis (PA)  
P  
A  
)



## Saint Joseph's

Through Games Of March 1, 2017

Average RPI Win:	195	WON-LOST	WINNING	LAST 10	STRENGTH OF	OPP. STRENGTH	TEAM	ADJ.	CONF.	ADJ CONF.
Average RPI Loss:	90	RECORD	PCT. RANK	GAMES	SCHEDULE	OF SCHEDULE	RPI	RPI	RPI	RPI
DIV. I ONLY	16- 13	143	9- 1	61	126	110	110	12	12	
DIV. I NON-CONF.	3- 9	275	0- 0	18	96	160	160	12	12	
TOTALS	RPI 1-25	RPI 26-50	W-L RECORDS	RPI 51-100	RPI 101-150	RPI 150+				
16- 13	0- 1	0- 4	OVERALL	1- 4	6- 2	9- 2				
10- 5	0- 1	0- 1	HOME	0- 2	3- 0	7- 1				
6- 7	0- 0	0- 1	AWAY	1- 0	3- 1	2- 0				
0- 1	0- 0	0- 0	NEUTRAL	0- 1	0- 0	0- 0				
3- 9	0- 1	0- 2	NON-CONFERENCE	1- 4	1- 1	1- 1				
1- 5	0- 1	0- 1	HOME	0- 2	0- 0	1- 1				
2- 3	0- 0	0- 1	AWAY	1- 1	1- 1	0- 0				
0- 1	0- 0	0- 0	NEUTRAL	0- 1	0- 0	0- 0				
13- 4	0- 0	0- 2	CONFERENCE	0- 0	5- 1	8- 1				
9- 0	0- 0	0- 0	HOME	0- 0	3- 0	6- 0				
4- 4	0- 0	0- 2	AWAY	0- 0	2- 1	2- 1				
0- 0	0- 0	0- 0	NEUTRAL	0- 0	0- 0	0- 0				

RPI 1-25				RPI 26-50				RPI 51-100				RPI 101+ Team's RPI: 110			
RPI	S	Opponent	Score	RPI	S	Opponent	Score	RPI	S	Opponent	Score	RPI	S	Opponent	Score
17	H	Temple	70 86	35	A	Central Mich.	71 73	57	H	Villanova	54 62	105	A	Saint Louis	66 63
				40	H	James Madison	72 85	70	H	Bucknell	61 64	119	A	Fordham	39 44
				44	A	Dayton	59 64	74	A	Penn	57 53	119	H	Fordham	47 44
				47	A	George Washington	44 53	82	A	Drexel	49 60	136	H	Duquesne	60 58
								85	N	BYU	56 71	140	A	VCU	80 70
												140	H	VCU	64 58
												142	A	New Mexico	79 67
												150	A	Iona	57 58
												165	A	La Salle	75 55
												165	H	La Salle	67 58
												189	H	Hofstra	64 75
												193	H	George Mason	57 53
												230	A	Richmond	52 70
												240	H	St. Bonaventure	70 53
												275	H	Davidson	69 54
												300	A	Rhode Island	75 49
												300	H	Rhode Island	77 51
												306	H	Massachusetts	81 50
												314	H	NJIT	75 36
LAST 12 Division I GAMES:															
300	H	Rhode Island	77 51	105	A	Saint Louis	66 63	136	H	Duquesne	60 58	240	H	St. Bonaventure	70 53
193	H	George Mason	57 53	44	A	Dayton	59 64	119	H	Fordham	47 44				
275	H	Davidson	69 54												
140	A	VCU	80 70												
165	H	La Salle	67 58												
119	A	Fordham	39 44												

Non-Div I Games:

Saint Joseph's

■ Loss, 
 ■ Non-Conf, 
 ■ S Site, 
 ■ H Home 
 ■ A Away 
 N Neutral

Average RPI Win: 216				WON-LOST	WINNING	LAST 10	STRENGTH OF		OPP. STRENGTH	TEAM	ADJ.	CONF.	ADJ CONF.
Average RPI Loss: 106				RECORD	PCT. RANK	GAMES	SCHEDULE	OF SCHEDULE	RPI	RPI	RPI	RPI	
DIV. I ONLY				23- 7	33	8- 2	284	113	105	105	12	12	
DIV. I NON-CONF.				10- 3	54	0- 0	328	137	134	134	12	12	
TOTALS		RPI 1-25		RPI 26-50		W-L RECORDS		RPI 51-100		RPI 101-150		RPI 150+	
23- 7		1- 0		1- 3		OVERALL		0- 0		4- 3		17- 1	
12- 3		1- 0		1- 1		HOME		0- 0		3- 1		7- 1	
11- 4		0- 0		0- 2		AWAY		0- 0		1- 2		10- 0	
0- 0		0- 0		0- 0		NEUTRAL		0- 0		0- 0		0- 0	
10- 3		1- 0		0- 1		NON-CONFERENCE		0- 0		1- 1		8- 1	
5- 1		1- 0		0- 0		HOME		0- 0		1- 0		3- 1	
5- 2		0- 0		0- 1		AWAY		0- 0		0- 1		5- 0	
0- 0		0- 0		0- 0		NEUTRAL		0- 0		0- 0		0- 0	
13- 4		0- 0		1- 2		CONFERENCE		0- 0		3- 2		9- 0	
7- 2		0- 0		1- 1		HOME		0- 0		2- 1		4- 0	
6- 2		0- 0		0- 1		AWAY		0- 0		1- 1		5- 0	
0- 0		0- 0		0- 0		NEUTRAL		0- 0		0- 0		0- 0	

[illegible]

Non-Div I Games:

Saint Louis

Loss, Non-Conf, S Site, H Home A Away N Neutral

## Saint Peter's

Through Games Of March 1, 2017

Average RPI Win:	270	WON-LOST	WINNING	LAST 10	STRENGTH OF	OPP. STRENGTH	TEAM	ADJ.	CONF.	ADJ CONF.
Average RPI Loss:	170	RECORD	PCT. RANK	GAMES	SCHEDULE	OF SCHEDULE	RPI	RPI	RPI	RPI
DIV. I ONLY	3- 26	342	0- 10	180	223	326	326	18	18	
DIV. I NON-CONF.	1- 8	314	0- 0	121	245	305	305	17	17	
TOTALS	RPI 1-25	RPI 26-50	W-L RECORDS	RPI 51-100	RPI 101-150	RPI 150+				
3- 26	0- 2	0- 2	OVERALL	0- 1	0- 5	3- 16				
2- 9	0- 0	0- 1	HOME	0- 0	0- 2	2- 6				
1- 14	0- 0	0- 0	AWAY	0- 0	0- 0	1- 1				
0- 3	0- 0	0- 0	NEUTRAL	0- 0	0- 1	0- 2				
1- 8	0- 2	0- 0	NON-CONFERENCE	0- 1	0- 1	1- 4				
1- 0	0- 0	0- 0	HOME	0- 0	0- 0	1- 0				
0- 5	0- 2	0- 0	AWAY	0- 1	0- 0	0- 2				
0- 3	0- 0	0- 0	NEUTRAL	0- 0	0- 1	0- 2				
2- 18	0- 0	0- 2	CONFERENCE	0- 0	0- 4	2- 12				
1- 9	0- 0	0- 1	HOME	0- 0	0- 2	1- 6				
1- 9	0- 0	0- 1	AWAY	0- 0	0- 2	1- 6				
0- 0	0- 0	0- 0	NEUTRAL	0- 0	0- 0	0- 0				

RPI 1-25				RPI 26-50				RPI 51-100				RPI 101+ Team's RPI: 326			
RPI	S	Opponent	Score	RPI	S	Opponent	Score	RPI	S	Opponent	Score	RPI	S	Opponent	Score
3	A	South Carolina	38 93	41	A	Quinnipiac	47 82	71	A	Penn St.	50 106	120	A	Rider	46 47
21	A	Maryland	49 101	41	H	Quinnipiac	51 84					120	H	Rider	43 56
												138	N	Maine	43 59
												150	A	Iona	50 51
												150	H	Iona	58 66
												168	A	Fairfield	38 50
												168	H	Fairfield	39 56
												169	A	Siena	55 80
												169	H	Siena	60 76
												175	A	Brown	71 80
												179	N	Hampton	42 71
												219	A	Monmouth	59 76
												219	H	Monmouth	42 58
												221	A	Marist	73 69
												221	H	Marist	58 66
												239	N	Bowling Green	68 73
												249	A	Niagara	63 71
												249	H	Niagara	78 66
												256	A	Canisius	56 61
												256	H	Canisius	54 59
												272	A	Manhattan	44 57
												272	H	Manhattan	65 69
												325	A	St. Francis Brooklyn	52 58
												339	H	Fairleigh Dickinson	65 43
LAST 12 Division I GAMES:															
169	H	Siena	60 76	168	A	Fairfield	38 50								
150	A	Iona	50 51	221	H	Marist	58 66								
249	A	Niagara	63 71	272	A	Manhattan	44 57								
256	A	Canisius	56 61	120	A	Rider	46 47								
168	H	Fairfield	39 56	272	H	Manhattan	65 69								
219	H	Monmouth	42 58	120	H	Rider	43 56								

Non-Div I Games:

Saint Peter's

■ Loss, 
 ■ Non-Conf, 
 ■ S Site, 
 ■ H Home 
 ■ A Away 
 N Neutral

Sam Houston St.

Through Games Of March 1, 2017

Average RPI Win:	325	WON-LOST	WINNING	LAST 10	STRENGTH OF	OPP. STRENGTH	TEAM	ADJ.	CONF.	ADJ CONF.
Average RPI Loss:	200	RECORD	PCT. RANK	GAMES	SCHEDULE	OF SCHEDULE	RPI	RPI	RPI	RPI
DIV. I ONLY	3- 22	334	3- 7	254	316	337	337	27	27	
DIV. I NON-CONF.	0- 9	335	0- 0	185	300	339	339	27	27	
TOTALS	RPI 1-25	RPI 26-50	W-L RECORDS	RPI 51-100	RPI 101-150	RPI 150+				
3- 22	0- 0	0- 1	OVERALL	0- 1	0- 7	3- 13				
3- 6	0- 0	0- 0	HOME	0- 1	0- 2	3- 3				
0- 15	0- 0	0- 1	AWAY	0- 0	0- 3	0- 7				
0- 1	0- 0	0- 0	NEUTRAL	0- 0	0- 0	0- 1				
0- 9	0- 0	0- 1	NON-CONFERENCE	0- 0	0- 2	0- 6				
0- 1	0- 0	0- 0	HOME	0- 0	0- 0	0- 1				
0- 7	0- 0	0- 1	AWAY	0- 0	0- 2	0- 4				
0- 1	0- 0	0- 0	NEUTRAL	0- 0	0- 0	0- 1				
3- 13	0- 0	0- 0	CONFERENCE	0- 1	0- 5	3- 7				
3- 5	0- 0	0- 0	HOME	0- 1	0- 2	3- 2				
0- 8	0- 0	0- 0	AWAY	0- 0	0- 3	0- 5				
0- 0	0- 0	0- 0	NEUTRAL	0- 0	0- 0	0- 0				

RPI S	Opponent	Score	RPI S	Opponent	Score	RPI S	Opponent	Score	RPI S	Opponent	Score	Team's RPI: 337
37	A LSU	41 89	93	H SFA	65 83	104	A Abilene Christian	56 78	104	H Abilene Christian	39 72	
						106	A Central Ark.	48 75	135	A Lamar University	51 84	
						135	H Lamar University	44 70	147	A Texas St.	46 69	
						149	A TCU	37 81	166	A Rice	51 77	
						167	A Arkansas	39 71	211	A New Orleans	49 78	
						224	A UTRGV	50 78	224	H UTRGV	45 69	
						260	N Marshall	50 73	283	A Prairie View	65 75	
						290	H A&M-Corpus Christi	37 63	292	A McNeese	56 79	
						295	H Nicholls St.	59 66	307	A Northwestern St.	51 78	
						307	H Northwestern St.	92 73	327	H Southeastern La.	68 61	
						329	A Incarnate Word	55 82	341	A Houston Baptist	51 61	
						341	H Houston Baptist	78 63				
LAST 12 Division I GAMES:												
104	H Abilene Christian	39 72	104	A Abilene Christian	56 78							
307	H Northwestern St.	92 73	93	H SFA	65 83							
329	A Incarnate Word	55 82	327	H Southeastern La.	68 61							
106	A Central Ark.	48 75	290	H A&M-Corpus Christi	37 63							
341	H Houston Baptist	78 63	135	H Lamar University	44 70							
135	A Lamar University	51 84	307	A Northwestern St.	51 78							

Non-Div I Games: Wiley 51 57

Sam Houston St.

Loss, Non-Conf, S Site, H Home A Away N Neutral

Average RPI Win: <b>225</b>	WON-LOST	WINNING	LAST 10	STRENGTH OF	OPP. STRENGTH	TEAM	ADJ.	CONF.	ADJ CONF.
Average RPI Loss: <b>141</b>	RECORD	PCT. RANK	GAMES	SCHEDULE	OF SCHEDULE	RPI	RPI	RPI	RPI
DIV. I ONLY	10- 18	251	2- 7	169	161	236	236	17	17
DIV. I NON-CONF.	6- 8	203	0- 0	178	95	198	198	20	20
TOTALS	RPI 1-25	RPI 26-50	W-L RECORDS	RPI 51-100	RPI 101-150	RPI 150+			
10- 18	0- 1	0- 1	OVERALL	1- 7	1- 0	8- 9			
7- 6	0- 0	0- 0	HOME	0- 3	1- 0	6- 3			
3- 10	0- 1	0- 1	AWAY	1- 4	0- 0	2- 4			
0- 2	0- 0	0- 0	NEUTRAL	0- 0	0- 0	0- 2			
6- 8	0- 1	0- 1	NON-CONFERENCE	1- 3	1- 0	4- 3			
5- 1	0- 0	0- 0	HOME	0- 1	1- 0	4- 0			
1- 5	0- 1	0- 1	AWAY	1- 2	0- 0	0- 1			
0- 2	0- 0	0- 0	NEUTRAL	0- 0	0- 0	0- 2			
4- 10	0- 0	0- 0	CONFERENCE	0- 4	0- 0	4- 6			
2- 5	0- 0	0- 0	HOME	0- 2	0- 0	2- 3			
2- 5	0- 0	0- 0	AWAY	0- 2	0- 0	2- 3			
0- 0	0- 0	0- 0	NEUTRAL	0- 0	0- 0	0- 0			

RPI 1-25				RPI 26-50				RPI 51-100				RPI 101+ Team's RPI: 236			
RPI	S	Opponent	Score	RPI	S	Opponent	Score	RPI	S	Opponent	Score	RPI	S	Opponent	Score
14	A	Kentucky	57 80	27	A	Harvard	52 57	52	A	Georgia Tech	57 62	144	H	Memphis	48 42
								60	H	Belmont	54 73	173	N	UC Riverside	48 51
								77	A	Wake Forest	40 51	179	N	Hampton	57 63
								83	A	Chattanooga	45 51	182	H	UAB	52 49
								83	H	Chattanooga	61 77	199	A	ETSU	56 61
								89	A	Mercer	49 59	199	H	ETSU	57 69
								89	H	Mercer	68 76	212	A	UNCG	40 64
								90	A	Georgia	65 59	212	H	UNCG	47 55
												216	H	Alabama St.	63 49
												234	H	UT Martin	69 62
												238	A	Wofford	55 48
												238	H	Wofford	57 54
												244	A	Furman	48 53
												244	H	Furman	50 54
												279	A	Western Caro.	49 42
												279	H	Western Caro.	51 50
												300	A	Rhode Island	63 78
												349	H	Alabama A&M	61 37
LAST 12 Division I GAMES:															
				89	H	Mercer	68 76	199	A	ETSU	56 61				
				238	A	Wofford	55 48	89	A	Mercer	49 59				
				244	A	Furman	48 53	244	H	Furman	50 54				
				279	H	Western Caro.	51 50	238	H	Wofford	57 54				
				212	H	UNCG	47 55	212	A	UNCG	40 64				
				83	A	Chattanooga	45 51	279	A	Western Caro.	49 42				

Non-Div I Games: AUM

72 50

Samford

■ Loss, 
 ■ Non-Conf, 
 ■ S Site, 
 ■ Home 
 ■ A Away 
 N Neutral

Average RPI Win:	226	WON-LOST	WINNING	LAST 10	STRENGTH OF	OPP. STRENGTH	TEAM	ADJ.	CONF.	ADJ CONF.
Average RPI Loss:	151	RECORD	PCT. RANK	GAMES	SCHEDULE	OF SCHEDULE	RPI	RPI	RPI	RPI
DIV. I ONLY	13- 15	197	4- 6	246	164	217	217	15	15	
DIV. I NON-CONF.	6- 4	127	0- 0	248	243	180	180	13	13	
TOTALS	RPI 1-25	RPI 26-50	W-L RECORDS	RPI 51-100	RPI 101-150	RPI 150+				
13- 15	0- 0	0- 0	OVERALL	0- 4	1- 7	12- 4				
10- 5	0- 0	0- 0	HOME	0- 2	1- 2	9- 1				
3- 10	0- 0	0- 0	AWAY	0- 0	0- 0	3- 1				
0- 0	0- 0	0- 0	NEUTRAL	0- 0	0- 0	0- 0				
6- 4	0- 0	0- 0	NON-CONFERENCE	0- 0	0- 4	6- 0				
5- 1	0- 0	0- 0	HOME	0- 0	0- 1	5- 0				
1- 3	0- 0	0- 0	AWAY	0- 0	0- 3	1- 0				
0- 0	0- 0	0- 0	NEUTRAL	0- 0	0- 0	0- 0				
7- 11	0- 0	0- 0	CONFERENCE	0- 4	1- 3	6- 4				
5- 4	0- 0	0- 0	HOME	0- 2	1- 1	4- 1				
2- 7	0- 0	0- 0	AWAY	0- 2	0- 2	2- 3				
0- 0	0- 0	0- 0	NEUTRAL	0- 0	0- 0	0- 0				

RPI S	Opponent	Score	RPI S	Opponent	Score	RPI S	Opponent	Score	RPI S	Opponent	Score	Team's RPI: 217
						79	A Gonzaga	57 62	107	A Washington St.	73 83	
						79	H Gonzaga	55 57	109	H North Dakota	61 65	
						85	A BYU	63 81	122	A Arizona	59 76	
						85	H BYU	47 65	125	A Northern Colo.	51 54	
									128	A St. Mary's (CA)	65 77	
									128	H St. Mary's (CA)	73 71	
									141	A San Francisco	72 81	
									141	H San Francisco	67 82	
									158	A Santa Clara	57 56	
									158	H Santa Clara	60 58	
									162	A CSUN	76 67	
									202	A Loyola Marymount	55 63	
									202	H Loyola Marymount	61 58	
									215	H Seattle U	67 44	
									231	H UC Santa Barbara	77 63	
									250	A Pacific	64 84	
									250	H Pacific	73 71	
									264	H San Diego St.	91 53	
									269	A Portland	72 54	
									269	H Portland	57 40	
									287	H Nevada	70 54	
									304	A Pepperdine	40 57	
									304	H Pepperdine	42 55	
									346	H Cal St. Fullerton	103 50	
LAST 12 Division I GAMES:												
269	A	Portland	72	54	128	A	St. Mary's (CA)	65	77			
79	A	Gonzaga	57	62	202	A	Loyola Marymount	55	63			
158	H	Santa Clara	60	58	269	H	Portland	57	40			
85	H	BYU	47	65	79	H	Gonzaga	55	57			
304	A	Pepperdine	40	57	141	A	San Francisco	72	81			
250	H	Pacific	73	71	202	H	Loyola Marymount	61	58			

Non-Div I Games:

San Diego

■ Loss, 
■ Non-Conf, 
■ S Site, 
■ H Home 
■ A Away 
N Neutral

Average RPI Win: 231		WON-LOST	WINNING	LAST 10	STRENGTH OF	OPP. STRENGTH	TEAM	ADJ.	CONF.	ADJ CONF.
Average RPI Loss: 156		RECORD	PCT. RANK	GAMES	SCHEDULE	OF SCHEDULE	RPI	RPI	RPI	RPI
DIV. I ONLY		8- 18	277	2- 8	174	226	264	264	13	13
DIV. I NON-CONF.		3- 6	230	0- 0	169	323	244	244	15	15
TOTALS	RPI 1-25		RPI 26-50		W-L RECORDS	RPI 51-100	RPI 101-150		RPI 150+	
8- 18	0- 0		0- 3		OVERALL	2- 4	0- 1		6- 10	
5- 6	0- 0		0- 2		HOME	2- 0	0- 0		3- 4	
2- 11	0- 0		0- 1		AWAY	0- 3	0- 1		2- 6	
1- 1	0- 0		0- 0		NEUTRAL	0- 1	0- 0		1- 0	
3- 6	0- 0		0- 1		NON-CONFERENCE	0- 2	0- 0		3- 3	
1- 2	0- 0		0- 1		HOME	0- 0	0- 0		1- 1	
1- 3	0- 0		0- 0		AWAY	0- 1	0- 0		1- 2	
1- 1	0- 0		0- 0		NEUTRAL	0- 1	0- 0		1- 0	
5- 12	0- 0		0- 2		CONFERENCE	2- 2	0- 1		3- 7	
4- 4	0- 0		0- 1		HOME	2- 0	0- 0		2- 3	
1- 8	0- 0		0- 1		AWAY	0- 2	0- 1		1- 4	
0- 0	0- 0		0- 0		NEUTRAL	0- 0	0- 0		0- 0	

RPI 1-25				RPI 26-50				RPI 51-100				RPI 101+				Team's RPI: 264	
RPI	S	Opponent	Score	RPI	S	Opponent	Score	RPI	S	Opponent	Score	RPI	S	Opponent	Score		
				39	H	Michigan	57 92	58	H	Boise St.	84 77	142	A	New Mexico	42 85		
				48	A	Colorado St.	43 60	88	A	Wyoming	67 80	173	A	UC Riverside	44 72		
				48	H	Colorado St.	46 80	91	A	UC Davis	55 75	174	A	Fresno St.	50 59		
								94	N	UT Arlington	58 64	174	H	Fresno St.	51 59		
								97	A	UNLV	62 80	187	A	Utah St.	47 53		
								97	H	UNLV	87 68	187	H	Utah St.	66 59		
												202	H	Loyola Marymount	53 60		
												208	A	San Jose St.	80 81		
												208	H	San Jose St.	90 99		
												217	A	San Diego	53 91		
												231	H	UC Santa Barbara	84 70		
												287	A	Nevada	65 88		
												287	H	Nevada	83 78		
												318	N	Central Conn. St.	80 62		
												324	A	Air Force	64 51		
												324	H	Air Force	59 62		
												346	A	Cal St. Fullerton	71 61		
LAST 12 Division I GAMES:																	
				324	A	Air Force	64 51	208	H	San Jose St.	90 99						
				48	H	Colorado St.	46 80	174	H	Fresno St.	51 59						
				174	A	Fresno St.	50 59	88	A	Wyoming	67 80						
				97	A	UNLV	62 80	48	A	Colorado St.	43 60						
				187	H	Utah St.	66 59	324	H	Air Force	59 62						
				287	A	Nevada	65 88	97	H	UNLV	87 68						

Non-Div I Games:	Biola	63	48	San Diego Christian	80	70
------------------	-------	----	----	---------------------	----	----

San Diego St.

Loss, Non-Conf, S Site, H Home A Away N Neutral

## San Francisco

Through Games Of March 1, 2017

Average RPI Win:	213	WON-LOST	WINNING	LAST 10	STRENGTH OF	OPP. STRENGTH	TEAM	ADJ.	CONF.	ADJ CONF.
Average RPI Loss:	139	RECORD	PCT. RANK	GAMES	SCHEDULE	OF SCHEDULE	RPI	RPI	RPI	RPI
DIV. I ONLY	17- 12	122	6- 4	207	144	141	141	15	15	
DIV. I NON-CONF.	6- 5	148	0- 0	191	150	155	155	13	13	
TOTALS	RPI 1-25	RPI 26-50	W-L RECORDS	RPI 51-100	RPI 101-150	RPI 150+				
17- 12	0- 0	0- 0	OVERALL	2- 4	1- 4	14- 4				
12- 2	0- 0	0- 0	HOME	2- 1	1- 1	9- 0				
4- 10	0- 0	0- 0	AWAY	0- 3	0- 3	4- 4				
1- 0	0- 0	0- 0	NEUTRAL	0- 0	0- 0	1- 0				
6- 5	0- 0	0- 0	NON-CONFERENCE	0- 2	1- 2	5- 1				
4- 1	0- 0	0- 0	HOME	0- 1	1- 0	3- 0				
1- 4	0- 0	0- 0	AWAY	0- 1	0- 2	1- 1				
1- 0	0- 0	0- 0	NEUTRAL	0- 0	0- 0	1- 0				
11- 7	0- 0	0- 0	CONFERENCE	2- 2	0- 2	9- 3				
8- 1	0- 0	0- 0	HOME	2- 0	0- 1	6- 0				
3- 6	0- 0	0- 0	AWAY	0- 2	0- 1	3- 3				
0- 0	0- 0	0- 0	NEUTRAL	0- 0	0- 0	0- 0				

RPI S	Opponent	Score	RPI S	Opponent	Score	RPI S	Opponent	Score	RPI S	Opponent	Score	Team's RPI: 141
						55	A California	52 75	107	A Washington St.	35 73	
						79	A Gonzaga	46 61	109	A North Dakota	63 71	
						79	H Gonzaga	77 72	121	H Long Beach St.	73 71	
						85	A BYU	61 73	128	A St. Mary's (CA)	72 75	
						85	H BYU	70 63	128	H St. Mary's (CA)	62 64	
						91	H UC Davis	58 78	158	A Santa Clara	61 74	
									158	H Santa Clara	77 68	
									174	A Fresno St.	48 61	
									202	A Loyola Marymount	79 72	
									202	H Loyola Marymount	89 73	
									208	H San Jose St.	79 71	
									215	H Seattle U	73 59	
									217	A San Diego	82 67	
									217	H San Diego	81 72	
									250	A Pacific	60 63	
									250	H Pacific	67 64	
									261	A Cal Poly	73 67	
									269	A Portland	75 56	
									269	H Portland	83 71	
									279	N Western Caro.	73 52	
									280	H Sacramento St.	91 80	
									304	A Pepperdine	59 81	
									304	H Pepperdine	84 78	
LAST 12 Division I GAMES:												
			304	H Pepperdine	84 78		202	A Loyola Marymount	79 72			
			202	H Loyola Marymount	89 73		304	A Pepperdine	59 81			
			269	H Portland	83 71		250	H Pacific	67 64			
			79	H Gonzaga	77 72		128	H St. Mary's (CA)	62 64			
			85	A BYU	61 73		217	H San Diego	81 72			
			158	A Santa Clara	61 74		269	A Portland	75 56			

Non-Div I Games:

San Francisco

■ Loss, 
 ■ Non-Conf, 
 ■ S Site, 
 ■ Home 
 ■ A Away 
 N Neutral



## San Jose St.

Through Games Of March 1, 2017

Average RPI Win:	239	WON-LOST	WINNING	LAST 10	STRENGTH OF	OPP. STRENGTH	TEAM	ADJ.	CONF.	ADJ CONF.
Average RPI Loss:	115	RECORD	PCT. RANK	GAMES	SCHEDULE	OF SCHEDULE	RPI	RPI	RPI	RPI
DIV. I ONLY	9- 19	264	4- 6	105	120	208	208	13	13	
DIV. I NON-CONF.	2- 9	293	0- 0	93	42	235	235	15	15	
TOTALS	RPI 1-25	RPI 26-50	W-L RECORDS	RPI 51-100	RPI 101-150	RPI 150+				
9- 19	0- 1	0- 4	OVERALL	1- 5	0- 4	8- 5				
5- 6	0- 0	0- 1	HOME	0- 2	0- 2	5- 1				
4- 11	0- 0	0- 2	AWAY	1- 3	0- 1	3- 4				
0- 2	0- 1	0- 1	NEUTRAL	0- 0	0- 0	0- 0				
2- 9	0- 1	0- 2	NON-CONFERENCE	0- 1	0- 3	2- 2				
1- 2	0- 0	0- 0	HOME	0- 0	0- 1	1- 1				
1- 5	0- 0	0- 1	AWAY	0- 1	0- 2	1- 1				
0- 2	0- 1	0- 1	NEUTRAL	0- 0	0- 0	0- 0				
7- 10	0- 0	0- 2	CONFERENCE	1- 4	0- 1	6- 3				
4- 4	0- 0	0- 1	HOME	0- 2	0- 1	4- 0				
3- 6	0- 0	0- 1	AWAY	1- 2	0- 0	2- 3				
0- 0	0- 0	0- 0	NEUTRAL	0- 0	0- 0	0- 0				

RPI S	Opponent	Score	RPI S	Opponent	Score	RPI S	Opponent	Score	RPI S	Opponent	Score	Team's RPI: 208
5 N	Mississippi St.	51 88	31 A	Arizona St.	37 82	58 A	Boise St.	64 86	128 H	St. Mary's (CA)	64 85	
			42 N	Oregon	62 91	58 H	Boise St.	61 69	141 A	San Francisco	71 79	
			48 A	Colorado St.	67 70	61 A	South Dakota	69 84	142 H	New Mexico	72 82	
			48 H	Colorado St.	56 68	88 A	Wyoming	60 89	146 A	New Mexico St.	55 66	
						97 A	UNLV	76 65	158 H	Santa Clara	75 64	
						97 H	UNLV	55 63	174 A	Fresno St.	74 88	
									174 H	Fresno St.	77 68	
									187 A	Utah St.	78 82	
									197 A	Nebraska	61 83	
									250 H	Pacific	96 99	
									259 A	Hawaii	77 61	
									264 A	San Diego St.	99 90	
									264 H	San Diego St.	81 80	
									287 A	Nevada	85 108	
									287 H	Nevada	107 84	
									324 A	Air Force	83 67	
									324 H	Air Force	86 74	
LAST 12 Division I GAMES:												
287 A	Nevada	85 108	264 A	San Diego St.	99 90							
58 H	Boise St.	61 69	142 H	New Mexico	72 82							
187 A	Utah St.	78 82	97 A	UNLV	76 65							
324 A	Air Force	83 67	48 H	Colorado St.	56 68							
174 H	Fresno St.	77 68	58 A	Boise St.	64 86							
97 H	UNLV	55 63	88 A	Wyoming	60 89							

Non-Div I Games: Stanislaus St. 90 85

San Jose St.

Loss, Non-Conf, S Site, H Home A Away N Neutral

Santa Clara

Through Games Of March 1, 2017

Average RPI Win:	203	WON-LOST	WINNING	LAST 10	STRENGTH OF	OPP. STRENGTH	TEAM	ADJ.	CONF.	ADJ CONF.
Average RPI Loss:	120	RECORD	PCT. RANK	GAMES	SCHEDULE	OF SCHEDULE	RPI	RPI	RPI	RPI
DIV. I ONLY	13- 15	197	5- 5	103	151	158	158	15	15	
DIV. I NON-CONF.	4- 6	209	0- 1	25	120	100	100	13	13	
TOTALS	RPI 1-25	RPI 26-50	W-L RECORDS	RPI 51-100	RPI 101-150	RPI 150+				
13- 15	0- 0	1- 1	OVERALL	1- 7	2- 3	9- 4				
7- 4	0- 0	0- 0	HOME	1- 2	1- 1	5- 1				
4- 8	0- 0	0- 0	AWAY	0- 0	0- 0	4- 0				
2- 3	0- 0	1- 1	NEUTRAL	0- 2	1- 0	0- 0				
4- 6	0- 0	1- 1	NON-CONFERENCE	0- 4	1- 0	2- 1				
1- 1	0- 0	0- 0	HOME	0- 1	0- 0	1- 0				
1- 2	0- 0	0- 0	AWAY	0- 1	0- 0	1- 1				
2- 3	0- 0	1- 1	NEUTRAL	0- 2	1- 0	0- 0				
9- 9	0- 0	0- 0	CONFERENCE	1- 3	1- 3	7- 3				
6- 3	0- 0	0- 0	HOME	1- 1	1- 1	4- 1				
3- 6	0- 0	0- 0	AWAY	0- 2	0- 2	3- 2				
0- 0	0- 0	0- 0	NEUTRAL	0- 0	0- 0	0- 0				

RPI S	Opponent	Score	RPI S	Opponent	Score	RPI S	Opponent	Score	RPI S	Opponent	Score	Team's RPI: 158
34 N	South Fla.	54 63	36 N	Marquette	65 62	55 A	California	58 73	128 A	St. Mary's (CA)	53 55	
						67 N	Oklahoma St.	53 67	128 H	St. Mary's (CA)	58 73	
						72 H	Northwestern	75 87	141 A	San Francisco	68 77	
						79 A	Gonzaga	39 51	141 H	San Francisco	74 61	
						79 H	Gonzaga	49 50	146 N	New Mexico St.	60 46	
						84 N	Montana St.	50 77	153 H	Idaho St.	82 78	
						85 A	BYU	66 72	202 A	Loyola Marymount	50 61	
						85 H	BYU	64 63	202 H	Loyola Marymount	71 64	
									208 A	San Jose St.	64 75	
									217 A	San Diego	58 60	
									217 H	San Diego	56 57	
									231 A	UC Santa Barbara	69 58	
									250 A	Pacific	61 51	
									250 H	Pacific	68 51	
									269 A	Portland	56 44	
									269 H	Portland	68 56	
									304 A	Pepperdine	69 48	
									304 H	Pepperdine	61 40	
LAST 12 Division I GAMES:												
34 N	South Fla.	54 63	141 H	San Francisco	74 61							
128 H	St. Mary's (CA)	58 73	79 H	Gonzaga	49 50							
250 A	Pacific	61 51	269 H	Portland	68 56							
217 A	San Diego	58 60	128 A	St. Mary's (CA)	53 55							
304 A	Pepperdine	69 48	85 A	BYU	66 72							
250 H	Pacific	68 51	202 A	Loyola Marymount	50 61							

Non-Div I Games: UC Santa Cruz 85 39

Santa Clara

Loss, Non-Conf, S Site, H Home A Away N Neutral

Average RPI Win:	285	WON-LOST	WINNING	LAST 10	STRENGTH OF	OPP. STRENGTH	TEAM	ADJ.	CONF.	ADJ CONF.
Average RPI Loss:	185	RECORD	PCT. RANK	GAMES	SCHEDULE	OF SCHEDULE	RPI	RPI	RPI	RPI
DIV. I ONLY	8- 18	277	4- 5	259	312	299	299	32	32	
DIV. I NON-CONF.	1- 10	325	0- 0	66	65	275	275	31	31	
TOTALS	RPI 1-25	RPI 26-50	W-L RECORDS	RPI 51-100	RPI 101-150	RPI 150+				
8- 18	0- 2	0- 2	OVERALL	0- 2	0- 0	8- 12				
6- 6	0- 1	0- 0	HOME	0- 1	0- 0	6- 4				
2- 12	0- 1	0- 2	AWAY	0- 1	0- 0	2- 8				
0- 0	0- 0	0- 0	NEUTRAL	0- 0	0- 0	0- 0				
1- 10	0- 2	0- 2	NON-CONFERENCE	0- 2	0- 0	1- 4				
1- 4	0- 1	0- 0	HOME	0- 1	0- 0	1- 2				
0- 6	0- 1	0- 2	AWAY	0- 1	0- 0	0- 2				
0- 0	0- 0	0- 0	NEUTRAL	0- 0	0- 0	0- 0				
7- 8	0- 0	0- 0	CONFERENCE	0- 0	0- 0	7- 8				
5- 2	0- 0	0- 0	HOME	0- 0	0- 0	5- 2				
2- 6	0- 0	0- 0	AWAY	0- 0	0- 0	2- 6				
0- 0	0- 0	0- 0	NEUTRAL	0- 0	0- 0	0- 0				

RPI 1-25				RPI 26-50				RPI 51-100				RPI 101+ Team's RPI: 299			
RPI	S	Opponent	Score	RPI	S	Opponent	Score	RPI	S	Opponent	Score	RPI	S	Opponent	Score
3	H	South Carolina	30 70	38	A	Auburn	46 75	95	H	Jacksonville	40 55	177	H	Bethune-Cookman	31 38
7	A	Washington	36 87	50	A	Iowa St.	51 74	100	A	FGCU	40 89	179	A	Hampton	46 75
												179	H	Hampton	55 51
												209	A	Seton Hall	60 74
												216	H	Alabama St.	54 39
												218	A	Howard	49 55
												227	H	Ga. Southern	45 50
												247	H	Jacksonville St.	57 64
												248	A	UMES	59 58
												276	A	Kennesaw St.	60 72
												278	A	Norfolk St.	55 61
												278	H	Norfolk St.	59 53
												281	A	N.C. A&T	54 89
												282	H	Coppin St.	47 59
												330	H	Florida A&M	56 52
												333	A	Morgan St.	43 50
												333	H	Morgan St.	66 62
												338	A	N.C. Central	51 58
												347	A	South Carolina St.	60 49
												348	H	Delaware St.	64 57
LAST 12 Division I GAMES:															
338	A	N.C. Central	51 58	248	A	UMES	59 58								
281	A	N.C. A&T	54 89	218	A	Howard	49 55								
282	H	Coppin St.	47 59	348	H	Delaware St.	64 57								
333	A	Morgan St.	43 50	333	H	Morgan St.	66 62								
278	H	Norfolk St.	59 53	347	A	South Carolina St.	60 49								
179	H	Hampton	55 51	330	H	Florida A&M	56 52								

Non-Div I Games: Columbia (SC) 68 52 Allen 91 48

Savannah St.

■ Loss, 
 ■ Non-Conf, 
 ■ S Site, 
 ■ Home 
 ■ Away 
 N Neutral

Average RPI Win:	291	WON-LOST	WINNING	LAST 10	STRENGTH OF	OPP. STRENGTH	TEAM	ADJ.	CONF.	ADJ CONF.
Average RPI Loss:	145	RECORD	PCT. RANK	GAMES	SCHEDULE	OF SCHEDULE	RPI	RPI	RPI	RPI
DIV. I ONLY	12- 16	216	6- 4	192	304	215	215	29	29	
DIV. I NON-CONF.	3- 12	288	0- 0	124	252	273	273	29	29	
TOTALS	RPI 1-25	RPI 26-50	W-L RECORDS	RPI 51-100	RPI 101-150	RPI 150+				
12- 16	0- 1	0- 1	OVERALL	0- 3	0- 4	12- 7				
6- 7	0- 1	0- 0	HOME	0- 0	0- 2	6- 4				
6- 9	0- 0	0- 1	AWAY	0- 3	0- 2	6- 3				
0- 0	0- 0	0- 0	NEUTRAL	0- 0	0- 0	0- 0				
3- 12	0- 1	0- 1	NON-CONFERENCE	0- 3	0- 2	3- 5				
2- 5	0- 1	0- 0	HOME	0- 0	0- 1	2- 3				
1- 7	0- 0	0- 1	AWAY	0- 3	0- 1	1- 2				
0- 0	0- 0	0- 0	NEUTRAL	0- 0	0- 0	0- 0				
9- 4	0- 0	0- 0	CONFERENCE	0- 0	0- 2	9- 2				
4- 2	0- 0	0- 0	HOME	0- 0	0- 1	4- 1				
5- 2	0- 0	0- 0	AWAY	0- 0	0- 1	5- 1				
0- 0	0- 0	0- 0	NEUTRAL	0- 0	0- 0	0- 0				

RPI 1-25				RPI 26-50				RPI 51-100				RPI 101+ Team's RPI: 215			
RPI	S	Opponent	Score	RPI	S	Opponent	Score	RPI	S	Opponent	Score	RPI	S	Opponent	Score
7	H	Washington	64 94	48	A	Colorado St.	62 66	58	A	Boise St.	68 73	139	H	Idaho	64 68
								84	A	Montana St.	56 75	141	A	San Francisco	59 73
								96	A	SMU	43 77	146	A	New Mexico St.	69 73
												146	H	New Mexico St.	61 64
												162	H	CSUN	64 68
												173	A	UC Riverside	54 58
												202	H	Loyola Marymount	59 62
												217	A	San Diego	44 67
												224	A	UTRGV	67 54
												224	H	UTRGV	57 58
												228	A	Grand Canyon	77 82
												228	H	Grand Canyon	86 60
												231	H	UC Santa Barbara	58 53
												245	H	Portland St.	71 79
												267	A	CSU Bakersfield	63 52
												267	H	CSU Bakersfield	54 47
												309	A	Denver	75 72
												315	A	UMKC	75 65
												315	H	UMKC	74 52
												328	H	Montana	60 44
												331	A	Utah Valley	69 51
												340	A	Chicago St.	64 51
												340	H	Chicago St.	82 53
LAST 12 Division I GAMES:															
146	H	New Mexico St.	61 64	331	A	Utah Valley	69 51								
224	H	UTRGV	57 58	224	A	UTRGV	67 54								
267	A	CSU Bakersfield	63 52	146	A	New Mexico St.	69 73								
228	A	Grand Canyon	77 82	228	H	Grand Canyon	86 60								
315	H	UMKC	74 52	340	A	Chicago St.	64 51								
340	H	Chicago St.	82 53	315	A	UMKC	75 65								

Non-Div I Games:

Seattle U

■ Loss, 
 ■ Non-Conf, 
 ■ S Site, 
 ■ H Home 
 ■ A Away 
 N Neutral

Average RPI Win:	205	WON-LOST	WINNING	LAST 10	STRENGTH OF	OPP. STRENGTH	TEAM	ADJ.	CONF.	ADJ CONF.
Average RPI Loss:	90	RECORD	PCT. RANK	GAMES	SCHEDULE	OF SCHEDULE	RPI	RPI	RPI	RPI
DIV. I ONLY	11- 18	244	2- 8	123	74	209	209	7	7	
DIV. I NON-CONF.	7- 4	114	0- 0	265	134	171	171	7	7	
<hr/>										
TOTALS	RPI 1-25	RPI 26-50	W-L RECORDS	RPI 51-100	RPI 101-150	RPI 150+				
11- 18	0- 4	0- 2	OVERALL	2- 7	1- 1	8- 4				
10- 6	0- 2	0- 1	HOME	2- 3	1- 0	7- 0				
1- 12	0- 2	0- 1	AWAY	0- 4	0- 1	1- 4				
0- 0	0- 0	0- 0	NEUTRAL	0- 0	0- 0	0- 0				
7- 4	0- 0	0- 0	NON-CONFERENCE	1- 2	1- 1	5- 1				
6- 1	0- 0	0- 0	HOME	1- 1	1- 0	4- 0				
1- 3	0- 0	0- 0	AWAY	0- 1	0- 1	1- 1				
0- 0	0- 0	0- 0	NEUTRAL	0- 0	0- 0	0- 0				
4- 14	0- 4	0- 2	CONFERENCE	1- 5	0- 0	3- 3				
4- 5	0- 2	0- 1	HOME	1- 2	0- 0	3- 0				
0- 9	0- 2	0- 1	AWAY	0- 3	0- 0	0- 3				
0- 0	0- 0	0- 0	NEUTRAL	0- 0	0- 0	0- 0				

RPI 1-25				RPI 26-50				RPI 51-100				RPI 101+ Team's RPI: 209			
RPI	S	Opponent	Score	RPI	S	Opponent	Score	RPI	S	Opponent	Score	RPI	S	Opponent	Score
16	A	DePaul	60 86	36	A	Marquette	60 103	57	A	Villanova	52 69	120	H	Rider	89 81
16	H	DePaul	65 96	36	H	Marquette	77 83	57	H	Villanova	52 87	124	A	Princeton	67 94
22	A	Creighton	44 61					64	A	Georgetown	58 77	171	H	Boston College	71 66
22	H	Creighton	60 70					64	H	Georgetown	60 77	186	A	Providence	57 74
								73	A	St. John's (NY)	71 77	186	H	Providence	55 43
								73	H	St. John's (NY)	64 59	190	A	Xavier	64 72
								77	H	Wake Forest	70 63	190	H	Xavier	71 62
								80	A	Minnesota	57 90	221	A	Marist	76 63
								94	H	UT Arlington	61 86	223	A	Rutgers	45 53
												266	A	Butler	58 79
												266	H	Butler	65 63
												299	H	Savannah St.	74 60
												318	H	Central Conn. St.	78 70
												332	H	LIU Brooklyn	77 59
<hr/>															
LAST 12 Division I GAMES:															
73	A	St. John's (NY)	71 77	36	A	Marquette	60 103								
186	A	Providence	57 74	266	H	Butler	65 63								
22	A	Creighton	44 61	190	H	Xavier	71 62								
57	H	Villanova	52 87	22	H	Creighton	60 70								
64	H	Georgetown	60 77	186	H	Providence	55 43								
16	A	DePaul	60 86	64	A	Georgetown	58 77								

Non-Div I Games:

Seton Hall

■ Loss, 
 ■ Non-Conf, 
 ■ S Site, 
 ■ H Home 
 ■ A Away 
 N Neutral

Average RPI Win:	238	WON-LOST	WINNING	LAST 10	STRENGTH OF	OPP. STRENGTH	TEAM	ADJ.	CONF.	ADJ CONF.
Average RPI Loss:	125	RECORD	PCT. RANK	GAMES	SCHEDULE	OF SCHEDULE	RPI	RPI	RPI	RPI
DIV. I ONLY	14- 15	179	7- 3	130	220	169	169	18	18	
DIV. I NON-CONF.	1- 8	314	0- 0	32	205	252	252	17	17	
TOTALS	RPI 1-25	RPI 26-50	W-L RECORDS	RPI 51-100	RPI 101-150	RPI 150+				
14- 15	0- 0	0- 4	OVERALL	0- 2	2- 3	12- 6				
8- 6	0- 0	0- 2	HOME	0- 1	1- 1	7- 2				
6- 9	0- 0	0- 2	AWAY	0- 1	1- 2	5- 4				
0- 0	0- 0	0- 0	NEUTRAL	0- 0	0- 0	0- 0				
1- 8	0- 0	0- 2	NON-CONFERENCE	0- 2	0- 1	1- 3				
1- 3	0- 0	0- 1	HOME	0- 1	0- 0	1- 1				
0- 5	0- 0	0- 1	AWAY	0- 1	0- 1	0- 2				
0- 0	0- 0	0- 0	NEUTRAL	0- 0	0- 0	0- 0				
13- 7	0- 0	0- 2	CONFERENCE	0- 0	2- 2	11- 3				
7- 3	0- 0	0- 1	HOME	0- 0	1- 1	6- 1				
6- 4	0- 0	0- 1	AWAY	0- 0	1- 1	5- 2				
0- 0	0- 0	0- 0	NEUTRAL	0- 0	0- 0	0- 0				

RPI S	Opponent	Score	RPI S	Opponent	Score	RPI S	Opponent	Score	RPI S	Opponent	Score	Team's RPI: 169
27	H Harvard	58 65	66	H New Hampshire	67 77	120	A Rider	70 72				
30	A Syracuse	65 102	100	A FGCU	42 66	120	H Rider	61 62				
41	A Quinnipiac	47 73				126	A Albany (NY)	86 88				
41	H Quinnipiac	60 76				150	A Iona	58 46				
						150	H Iona	57 53				
						154	A Northeastern	50 61				
						168	A Fairfield	57 61				
						168	H Fairfield	67 52				
						188	H Hartford	76 80				
						195	A Sacred Heart	58 62				
						219	A Monmouth	91 86				
						219	H Monmouth	85 76				
						221	A Marist	69 68				
						221	H Marist	59 70				
						249	A Niagara	70 68				
						249	H Niagara	71 53				
						256	A Canisius	77 67				
						256	H Canisius	67 42				
						272	A Manhattan	66 68				
						272	H Manhattan	67 62				
						274	H Colgate	71 63				
						326	A Saint Peter's	76 60				
						326	H Saint Peter's	80 55				
LAST 12 Division I GAMES:												
150	H Iona	57 53	120	A Rider	70 72							
326	A Saint Peter's	76 60	221	H Marist	59 70							
256	A Canisius	77 67	219	A Monmouth	91 86							
249	A Niagara	70 68	256	H Canisius	67 42							
41	H Quinnipiac	60 76	221	A Marist	69 68							
272	H Manhattan	67 62	326	H Saint Peter's	80 55							

Non-Div I Games:

Siena

■ Loss, 
 ■ Non-Conf, 
 ■ S Site, 
 ■ H Home 
 ■ A Away 
 N Neutral

Average RPI Win: <b>252</b>	WON-LOST	WINNING	LAST 10	STRENGTH OF	OPP. STRENGTH	TEAM	ADJ.	CONF.	ADJ CONF.
Average RPI Loss: <b>145</b>	RECORD	PCT. RANK	GAMES	SCHEDULE	OF SCHEDULE	RPI	RPI	RPI	RPI
DIV. I ONLY	7- 18	286	2- 8	127	236	242	242	21	21
DIV. I NON-CONF.	3- 6	230	0- 0	88	200	190	190	19	19
TOTALS	RPI 1-25	RPI 26-50	W-L RECORDS	RPI 51-100	RPI 101-150	RPI 150+			
7- 18	0- 0	0- 2	OVERALL	0- 4	0- 6	7- 6			
2- 8	0- 0	0- 1	HOME	0- 1	0- 3	2- 3			
4- 9	0- 0	0- 1	AWAY	0- 2	0- 3	4- 3			
1- 1	0- 0	0- 0	NEUTRAL	0- 1	0- 0	1- 0			
3- 6	0- 0	0- 1	NON-CONFERENCE	0- 2	0- 2	3- 1			
1- 2	0- 0	0- 1	HOME	0- 0	0- 1	1- 0			
1- 3	0- 0	0- 0	AWAY	0- 1	0- 1	1- 1			
1- 1	0- 0	0- 0	NEUTRAL	0- 1	0- 0	1- 0			
4- 12	0- 0	0- 1	CONFERENCE	0- 2	0- 4	4- 5			
1- 6	0- 0	0- 0	HOME	0- 1	0- 2	1- 3			
3- 6	0- 0	0- 1	AWAY	0- 1	0- 2	3- 2			
0- 0	0- 0	0- 0	NEUTRAL	0- 0	0- 0	0- 0			

RPI S	Opponent	Score	RPI S	Opponent	Score	RPI S	Opponent	Score	RPI S	Opponent	Score	Team's RPI: 242
33	H North Carolina St.	31 <b>74</b>	78	N Florida	33 <b>85</b>	111	A UCF	58 <b>70</b>				
49	A Little Rock	54 <b>71</b>	94	A UT Arlington	41 <b>53</b>	114	A Troy	71 <b>75</b>				
			94	H UT Arlington	49 <b>73</b>	114	H Troy	57 <b>73</b>				
			95	A Jacksonville	55 <b>62</b>	127	H Southern Miss.	48 <b>57</b>				
						147	A Texas St.	39 <b>55</b>				
						147	H Texas St.	44 <b>57</b>				
						157	A Louisiana	38 <b>62</b>				
						182	A UAB	41 <b>66</b>				
						211	A New Orleans	65 62				
						214	H Appalachian St.	54 41				
						226	H Southern U.	55 48				
						227	A Ga. Southern	55 46				
						227	H Ga. Southern	45 <b>53</b>				
						257	H Coastal Caro.	45 <b>61</b>				
						258	A Georgia St.	77 47				
						258	H Georgia St.	45 <b>55</b>				
						294	N North Florida	62 55				
						321	A Arkansas St.	53 <b>56</b>				
						335	A La.-Monroe	74 44				
LAST 12 Division I GAMES:												
94	A UT Arlington	41 <b>53</b>	114	A Troy	71 <b>75</b>							
147	A Texas St.	39 <b>55</b>	227	H Ga. Southern	45 <b>53</b>							
214	H Appalachian St.	54 41	258	H Georgia St.	45 <b>55</b>							
257	H Coastal Caro.	45 <b>61</b>	49	A Little Rock	54 <b>71</b>							
335	A La.-Monroe	74 44	321	A Arkansas St.	53 <b>56</b>							
157	A Louisiana	38 <b>62</b>	147	H Texas St.	44 <b>57</b>							

Non-Div I Games: Spring Hill 38 33 William Carey 62 39

South Ala.

■ Loss, 
 ■ Non-Conf, 
 ■ S Site, 
 ■ Home 
 ■ A Away 
 N Neutral

# South Carolina

# Through Games Of March 1, 2017

Average RPI Win:	89	WON-LOST	WINNING	LAST 10	STRENGTH OF	OPP. STRENGTH	TEAM	ADJ.	CONF.	ADJ CONF.
Average RPI Loss:	11	RECORD	PCT. RANK	GAMES	SCHEDULE	OF SCHEDULE	RPI	RPI	RPI	RPI
DIV. I ONLY	24- 4	9	7- 3	6	1	3	3	2	2	
DIV. I NON-CONF.	10- 2	32	0- 1	12	2	3	3	2	2	
TOTALS	RPI 1-25	RPI 26-50	W-L RECORDS	RPI 51-100	RPI 101-150	RPI 150+				
24- 4	8- 4	3- 0	OVERALL	4- 0	5- 0	4- 0				
13- 1	3- 1	1- 0	HOME	2- 0	5- 0	2- 0				
10- 3	4- 3	2- 0	AWAY	2- 0	0- 0	2- 0				
1- 0	1- 0	0- 0	NEUTRAL	0- 0	0- 0	0- 0				
10- 2	4- 2	0- 0	NON-CONFERENCE	1- 0	2- 0	3- 0				
6- 0	1- 0	0- 0	HOME	1- 0	2- 0	2- 0				
3- 2	2- 2	0- 0	AWAY	0- 0	0- 0	1- 0				
1- 0	1- 0	0- 0	NEUTRAL	0- 0	0- 0	0- 0				
14- 2	4- 2	3- 0	CONFERENCE	3- 0	3- 0	1- 0				
7- 1	2- 1	1- 0	HOME	1- 0	3- 0	0- 0				
7- 1	2- 1	2- 0	AWAY	2- 0	0- 0	1- 0				
0- 0	0- 0	0- 0	NEUTRAL	0- 0	0- 0	0- 0				

RPI	S	Opponent	Score	RPI	S	Opponent	Score	RPI	S	Opponent	Score	RPI	S	Opponent	Score
1	A	UConn	55 66	37	A	LSU	84 61	78	A	Florida	81 62	103	H	Vanderbilt	82 51
5	H	Mississippi St.	64 61	38	A	Auburn	73 47	80	H	Minnesota	98 58	108	H	Clemson	83 61
9	A	Duke	63 74	38	H	Auburn	60 41	90	A	Georgia	62 44	113	H	Ole Miss	65 46
10	H	UCLA	66 57					90	H	Georgia	66 63	131	H	Alabama	93 45
12	N	Louisville	83 59									138	H	Maine	79 42
13	A	Texas	76 67									167	A	Arkansas	79 49
14	A	Kentucky	75 63									179	H	Hampton	92 38
14	H	Kentucky	95 87									299	A	Savannah St.	70 30
15	H	Tennessee	74 76									326	H	Saint Peter's	93 38
20	A	Missouri	60 62												
24	A	Ohio St.	92 80												
25	A	Texas A&M	80 64												
LAST 12 Division I GAMES:															
14	H	Kentucky	95 87	167	A	Arkansas	79 49								
25	A	Texas A&M	80 64	14	A	Kentucky	75 63								
20	A	Missouri	60 62	15	H	Tennessee	74 76								
103	H	Vanderbilt	82 51	90	A	Georgia	62 44								
1	A	UConn	55 66	5	H	Mississippi St.	64 61								
38	H	Auburn	60 41	113	H	Ole Miss	65 46								

Non-Div I Games:

South Carolina

Loss, Non-Conf, S Site, H Home A Away N Neutral



Average RPI Win:	308	WON-LOST	WINNING	LAST 10	STRENGTH OF	OPP. STRENGTH	TEAM	ADJ.	CONF.	ADJ CONF.
Average RPI Loss:	242	RECORD	PCT. RANK	GAMES	SCHEDULE	OF SCHEDULE	RPI	RPI	RPI	RPI
DIV. I ONLY	3- 21	333	1- 9	346	330	347	347	32	32	
DIV. I NON-CONF.	1- 8	314	0- 0	335	226	344	344	31	31	
TOTALS	RPI 1-25	RPI 26-50	W-L RECORDS	RPI 51-100	RPI 101-150	RPI 150+				
3- 21	0- 0	0- 0	OVERALL	0- 1	0- 2	3- 18				
1- 8	0- 0	0- 0	HOME	0- 0	0- 0	1- 8				
2- 12	0- 0	0- 0	AWAY	0- 1	0- 2	2- 9				
0- 1	0- 0	0- 0	NEUTRAL	0- 0	0- 0	0- 1				
1- 8	0- 0	0- 0	NON-CONFERENCE	0- 1	0- 2	1- 5				
0- 1	0- 0	0- 0	HOME	0- 0	0- 0	0- 1				
1- 6	0- 0	0- 0	AWAY	0- 1	0- 2	1- 3				
0- 1	0- 0	0- 0	NEUTRAL	0- 0	0- 0	0- 1				
2- 13	0- 0	0- 0	CONFERENCE	0- 0	0- 0	2- 13				
1- 7	0- 0	0- 0	HOME	0- 0	0- 0	1- 7				
1- 6	0- 0	0- 0	AWAY	0- 0	0- 0	1- 6				
0- 0	0- 0	0- 0	NEUTRAL	0- 0	0- 0	0- 0				

RPI S	Opponent	Score	RPI S	Opponent	Score	RPI S	Opponent	Score	RPI S	Opponent	Score	Team's RPI: 347
						90 A	Georgia	50 64	108 A	Clemson	36 56	
									112 A	North Carolina	49 82	
									177 H	Bethune-Cookman	34 64	
									179 A	Hampton	46 80	
									179 H	Hampton	50 51	
									218 A	Howard	57 75	
									227 A	Ga. Southern	58 74	
									238 A	Wofford	65 66	
									248 A	UMES	67 60	
									254 A	Charleston So.	62 67	
									257 N	Coastal Caro.	54 63	
									278 A	Norfolk St.	68 83	
									278 H	Norfolk St.	53 68	
									281 A	N.C. A&T	54 66	
									282 A	Coppin St.	54 70	
									282 H	Coppin St.	63 66	
									299 H	Savannah St.	49 60	
									319 H	USC Upstate	67 73	
									330 H	Florida A&M	61 81	
									333 H	Morgan St.	50 46	
									338 A	N.C. Central	41 52	
									342 A	Winthrop	63 55	
									348 H	Delaware St.	70 72	
LAST 12 Division I GAMES:												
330 H	Florida A&M	61 81	278 H	Norfolk St.	53 68							
282 H	Coppin St.	63 66	218 A	Howard	57 75							
278 A	Norfolk St.	68 83	248 A	UMES	67 60							
281 A	N.C. A&T	54 66	179 A	Hampton	46 80							
338 A	N.C. Central	41 52	333 H	Morgan St.	50 46							
179 H	Hampton	50 51	348 H	Delaware St.	70 72							

Non-Div I Games: St. Andrews 72 35 Morris 85 57

South Carolina St.

Loss, Non-Conf, S Site, H Home A Away N Neutral

# South Dakota

# Through Games Of March 1, 2017

Average RPI Win: <b>190</b>	WON-LOST	WINNING	LAST 10	STRENGTH OF	OPP. STRENGTH	TEAM	ADJ.	CONF.	ADJ CONF.
Average RPI Loss: <b>111</b>	RECORD	PCT. RANK	GAMES	SCHEDULE	OF SCHEDULE	RPI	RPI	RPI	RPI
DIV. I ONLY	20- 7	49	6- 4	175	131	61	61	11	11
DIV. I NON-CONF.	9- 2	37	0- 0	162	143	42	42	10	10
TOTALS	RPI 1-25	RPI 26-50	W-L RECORDS	RPI 51-100	RPI 101-150	RPI 150+			
20- 7	0- 0	1- 1	OVERALL	3- 4	1- 0	15- 2			
10- 1	0- 0	1- 0	HOME	2- 1	0- 0	7- 0			
7- 6	0- 0	0- 1	AWAY	0- 3	1- 0	6- 2			
3- 0	0- 0	0- 0	NEUTRAL	1- 0	0- 0	2- 0			
9- 2	0- 0	0- 0	NON-CONFERENCE	2- 1	1- 0	6- 1			
3- 0	0- 0	0- 0	HOME	1- 0	0- 0	2- 0			
3- 2	0- 0	0- 0	AWAY	0- 1	1- 0	2- 1			
3- 0	0- 0	0- 0	NEUTRAL	1- 0	0- 0	2- 0			
11- 5	0- 0	1- 1	CONFERENCE	1- 3	0- 0	9- 1			
7- 1	0- 0	1- 0	HOME	1- 1	0- 0	5- 0			
4- 4	0- 0	0- 1	AWAY	0- 2	0- 0	4- 1			
0- 0	0- 0	0- 0	NEUTRAL	0- 0	0- 0	0- 0			

RPI 1-25			RPI 26-50			RPI 51-100			Team's RPI: 61			RPI 101+			
RPI	S	Opponent	Score	RPI	S	Opponent	Score	RPI	S	Opponent	Score	RPI	S	Opponent	Score
32	A	South Dakota St.	58 70	32	H	South Dakota St.	65 62	59	A	IUPUI	42 63	148	A	Tulsa	71 68
								59	H	IUPUI	75 62	151	A	Oral Roberts	69 47
								68	A	Western Ill.	75 81	151	H	Oral Roberts	79 50
								68	H	Western Ill.	78 86	155	A	Omaha	60 52
								86	N	Northern Ill.	97 83	155	H	Omaha	91 56
								88	A	Wyoming	62 69	167	A	Arkansas	67 70
								93	H	SFA	80 74	173	A	UC Riverside	61 55
												178	N	Southern Ill.	68 57
												200	N	SIUE	75 68
												201	H	Illinois	77 68
												208	H	San Jose St.	84 69
												267	A	CSU Bakersfield	75 60
												298	A	North Dakota St.	73 83
												298	H	North Dakota St.	80 48
												309	A	Denver	53 44
												309	H	Denver	70 64
												317	A	Fort Wayne	82 55
												317	H	Fort Wayne	87 59
LAST 12 Division I GAMES:															
				68	A	Western Ill.	75 81					309	A	Denver	53 44
				59	A	IUPUI	42 63					68	H	Western Ill.	78 86
				155	H	Omaha	91 56					298	H	North Dakota St.	80 48
				151	H	Oral Roberts	79 50					317	H	Fort Wayne	87 59
				317	A	Fort Wayne	82 55					155	A	Omaha	60 52
				32	A	South Dakota St.	58 70					151	A	Oral Roberts	69 47

Non-Div I Games: Concordia-St. Paul 83 58 Northwestern (IA) 100 57

South Dakota

Average RPI Win:	180	WON-LOST	WINNING	LAST 10	STRENGTH OF	OPP. STRENGTH	TEAM	ADJ.	CONF.	ADJ CONF.
Average RPI Loss:	58	RECORD	PCT. RANK	GAMES	SCHEDULE	OF SCHEDULE	RPI	RPI	RPI	RPI
DIV. I ONLY	21- 7	44	7- 3	75	110	32	32	11	11	
DIV. I NON-CONF.	9- 3	63	0- 0	20	37	11	11	10	10	
TOTALS	RPI 1-25	RPI 26-50	W-L RECORDS	RPI 51-100	RPI 101-150	RPI 150+				
21- 7	1- 2	1- 1	OVERALL	5- 3	1- 0	13- 1				
12- 1	1- 0	1- 1	HOME	3- 0	0- 0	7- 0				
8- 6	0- 2	0- 0	AWAY	2- 3	1- 0	5- 1				
1- 0	0- 0	0- 0	NEUTRAL	0- 0	0- 0	1- 0				
9- 3	1- 2	1- 1	NON-CONFERENCE	2- 0	1- 0	4- 0				
4- 1	1- 0	1- 1	HOME	0- 0	0- 0	2- 0				
4- 2	0- 2	0- 0	AWAY	2- 0	1- 0	1- 0				
1- 0	0- 0	0- 0	NEUTRAL	0- 0	0- 0	1- 0				
12- 4	0- 0	0- 0	CONFERENCE	3- 3	0- 0	9- 1				
8- 0	0- 0	0- 0	HOME	3- 0	0- 0	5- 0				
4- 4	0- 0	0- 0	AWAY	0- 3	0- 0	4- 1				
0- 0	0- 0	0- 0	NEUTRAL	0- 0	0- 0	0- 0				

RPI 1-25				RPI 26-50				Team's RPI: 32				RPI 51-100				RPI 101+			
RPI	S	Opponent	Score	RPI	S	Opponent	Score	RPI	S	Opponent	Score	RPI	S	Opponent	Score	RPI	S	Opponent	Score
12	A	Louisville	30 83	29	H	Green Bay	43 67	51	A	Iowa	66 64	109	A	North Dakota	83 72				
19	A	Oklahoma	60 74	47	H	George Washington	60 55	56	A	UNI	61 50	151	A	Oral Roberts	78 57				
22	H	Creighton	63 56					59	A	IUPUI	59 64	151	H	Oral Roberts	82 35				
								59	H	IUPUI	68 49	155	A	Omaha	82 83				
								61	A	South Dakota	62 65	155	H	Omaha	76 64				
								61	H	South Dakota	70 58	196	A	Wichita St.	78 58				
								68	A	Western Ill.	77 83	200	H	SIUE	82 49				
								68	H	Western Ill.	73 58	277	H	Ark.-Pine Bluff	103 45				
												298	A	North Dakota St.	69 66				
												298	H	North Dakota St.	70 44				
												309	A	Denver	72 63				
												309	H	Denver	78 54				
												317	A	Fort Wayne	76 59				
												317	H	Fort Wayne	73 51				
												328	N	Montana	84 43				
LAST 12 Division I GAMES:																			
309	H	Denver	78 54	298	H	North Dakota St.	70 44												
317	A	Fort Wayne	76 59	155	A	Omaha	82 83												
68	A	Western Ill.	77 83	68	H	Western Ill.	73 58												
59	A	IUPUI	59 64	309	A	Denver	72 63												
151	H	Oral Roberts	82 35	151	A	Oral Roberts	78 57												
61	H	South Dakota	70 58	59	H	IUPUI	68 49												

Non-Div I Games:

South Dakota St.

■ Loss, 
 ■ Non-Conf, S Site, 
 ■ Home 
 ■ Away 
 N Neutral

Average RPI Win:	155	WON-LOST	WINNING	LAST 10	STRENGTH OF	OPP. STRENGTH	TEAM	ADJ.	CONF.	ADJ CONF.
Average RPI Loss:	58	RECORD	PCT. RANK	GAMES	SCHEDULE	OF SCHEDULE	RPI	RPI	RPI	RPI
DIV. I ONLY	22- 7	36	6- 4	62	59	34	34	5	5	
DIV. I NON-CONF.	11- 2	23	0- 1	140	141	54	54	5	5	
TOTALS	RPI 1-25	RPI 26-50	W-L RECORDS	RPI 51-100	RPI 101-150	RPI 150+				
22- 7	1- 4	0- 0	OVERALL	7- 0	4- 3	10- 0				
10- 4	0- 3	0- 0	HOME	3- 0	2- 1	5- 0				
8- 2	1- 1	0- 0	AWAY	2- 0	1- 1	4- 0				
4- 1	0- 0	0- 0	NEUTRAL	2- 0	1- 1	1- 0				
11- 2	0- 1	0- 0	NON-CONFERENCE	4- 0	1- 1	6- 0				
5- 1	0- 1	0- 0	HOME	2- 0	0- 0	3- 0				
2- 0	0- 0	0- 0	AWAY	0- 0	0- 0	2- 0				
4- 1	0- 0	0- 0	NEUTRAL	2- 0	1- 1	1- 0				
11- 5	1- 3	0- 0	CONFERENCE	3- 0	3- 2	4- 0				
5- 3	0- 2	0- 0	HOME	1- 0	2- 1	2- 0				
6- 2	1- 1	0- 0	AWAY	2- 0	1- 1	2- 0				
0- 0	0- 0	0- 0	NEUTRAL	0- 0	0- 0	0- 0				

RPI 1-25				RPI 26-50				RPI 51-100				RPI 101+			
RPI	S	Opponent	Score	RPI	S	Opponent	Score	RPI	S	Opponent	Score	RPI	S	Opponent	Score
1	A	UConn	37 102					63	A	Tulane	62 53	111	H	UCF	62 66
1	H	UConn	68 96					63	H	Tulane	66 56	112	N	North Carolina	83 55
12	H	Louisville	52 66					90	N	Georgia	81 65	121	N	Long Beach St.	68 73
17	A	Temple	55 51					95	H	Jacksonville	64 52	144	A	Memphis	57 62
17	H	Temple	71 77					96	A	SMU	52 51	144	H	Memphis	79 49
								97	N	UNLV	77 42	148	A	Tulsa	90 64
								99	H	Stetson	74 60	148	H	Tulsa	84 68
												158	N	Santa Clara	63 54
												163	A	East Carolina	76 66
												163	H	East Carolina	79 48
												164	H	Cincinnati	72 52
												176	A	Houston	79 50
												229	H	Saint Francis (PA)	129 80
												266	A	Butler	74 59
												294	H	North Florida	78 42
												305	H	FIU	91 41
												321	A	Arkansas St.	78 59
LAST 12 Division I GAMES:															
1	H	UConn	68 96	163	A	East Carolina	76 66								
148	A	Tulsa	90 64	144	A	Memphis	57 62								
176	A	Houston	79 50	164	H	Cincinnati	72 52								
17	H	Temple	71 77	17	A	Temple	55 51								
111	H	UCF	62 66	96	A	SMU	52 51								
63	H	Tulane	66 56	12	H	Louisville	52 66								

Non-Div I Games:

South Fla.

■ Loss, 
 ■ Non-Conf, 
 ■ S Site, 
 ■ Home 
 ■ Away 
 N Neutral

Average RPI Win:	269	WON-LOST	WINNING	LAST 10	STRENGTH OF	OPP. STRENGTH	TEAM	ADJ.	CONF.	ADJ CONF.
Average RPI Loss:	183	RECORD	PCT. RANK	GAMES	SCHEDULE	OF SCHEDULE	RPI	RPI	RPI	RPI
DIV. I ONLY	11- 17	234	5- 5	275	293	268	268	26	26	
DIV. I NON-CONF.	4- 7	224	0- 0	264	297	286	286	26	26	
TOTALS	RPI 1-25	RPI 26-50	W-L RECORDS	RPI 51-100	RPI 101-150	RPI 150+				
11- 17	0- 0	0- 0	OVERALL	0- 3	0- 2	11- 12				
4- 9	0- 0	0- 0	HOME	0- 1	0- 1	4- 7				
6- 6	0- 0	0- 0	AWAY	0- 1	0- 1	6- 4				
1- 2	0- 0	0- 0	NEUTRAL	0- 1	0- 0	1- 1				
4- 7	0- 0	0- 0	NON-CONFERENCE	0- 1	0- 2	4- 4				
2- 3	0- 0	0- 0	HOME	0- 1	0- 1	2- 1				
1- 3	0- 0	0- 0	AWAY	0- 0	0- 1	1- 2				
1- 1	0- 0	0- 0	NEUTRAL	0- 0	0- 0	1- 1				
7- 10	0- 0	0- 0	CONFERENCE	0- 2	0- 0	7- 8				
2- 6	0- 0	0- 0	HOME	0- 0	0- 0	2- 6				
5- 3	0- 0	0- 0	AWAY	0- 1	0- 0	5- 2				
0- 1	0- 0	0- 0	NEUTRAL	0- 1	0- 0	0- 0				

RPI S	Opponent	Score	RPI S	Opponent	Score	RPI S	Opponent	Score	RPI S	Opponent	Score	Team's RPI: 268
						60	A Belmont	77 89	105	H Saint Louis	50 89	
						60	N Belmont	59 74	144	A Memphis	63 65	
						68	H Western Ill.	87 100	157	N Louisiana	78 82	
									164	H Cincinnati	75 83	
									178	A Southern Ill.	70 77	
									185	H Morehead St.	72 82	
									190	A Xavier	48 54	
									200	A SIUE	69 70	
									200	H SIUE	78 74	
									234	A UT Martin	82 79	
									234	H UT Martin	73 82	
									247	A Jacksonville St.	65 58	
									251	A Tennessee St.	75 67	
									253	A Austin Peay	74 84	
									253	H Austin Peay	64 74	
									255	A Evansville	76 74	
									265	A Murray St.	80 67	
									265	H Murray St.	79 70	
									273	H Tennessee Tech	63 74	
									286	H Eastern Ky.	63 74	
									296	H Lipscomb	79 63	
									297	A Eastern Ill.	107 65	
									297	H Eastern Ill.	62 71	
									303	N Alcorn	68 50	
									349	H Alabama A&M	75 47	
LAST 12 Division I GAMES:												
			60	N Belmont	59 74		185	H Morehead St.	72 82			
			253	H Austin Peay	64 74		247	A Jacksonville St.	65 58			
			265	A Murray St.	80 67		253	A Austin Peay	74 84			
			234	H UT Martin	73 82		265	H Murray St.	79 70			
			297	A Eastern Ill.	107 65		297	H Eastern Ill.	62 71			
			200	H SIUE	78 74		200	A SIUE	69 70			

Non-Div I Games: Hannibal-La Grange 99 52 Stephens College 107 59

Southeast Mo. St.

Loss, Non-Conf, S Site, H Home A Away N Neutral

Average RPI Win:	259	WON-LOST	WINNING	LAST 10	STRENGTH OF	OPP. STRENGTH	TEAM	ADJ.	CONF.	ADJ CONF.
Average RPI Loss:	196	RECORD	PCT. RANK	GAMES	SCHEDULE	OF SCHEDULE	RPI	RPI	RPI	RPI
DIV. I ONLY	4- 23	329	2- 8	228	299	327	327	27	27	
DIV. I NON-CONF.	1- 9	323	0- 0	76	188	285	285	27	27	
TOTALS	RPI 1-25	RPI 26-50	W-L RECORDS	RPI 51-100	RPI 101-150	RPI 150+				
4- 23	0- 1	0- 1	OVERALL	0- 3	0- 5	4- 13				
3- 8	0- 0	0- 0	HOME	0- 1	0- 2	3- 5				
1- 15	0- 1	0- 1	AWAY	0- 2	0- 3	1- 8				
0- 0	0- 0	0- 0	NEUTRAL	0- 0	0- 0	0- 0				
1- 9	0- 1	0- 1	NON-CONFERENCE	0- 2	0- 1	1- 4				
1- 1	0- 0	0- 0	HOME	0- 0	0- 0	1- 1				
0- 8	0- 1	0- 1	AWAY	0- 2	0- 1	0- 3				
0- 0	0- 0	0- 0	NEUTRAL	0- 0	0- 0	0- 0				
3- 14	0- 0	0- 0	CONFERENCE	0- 1	0- 4	3- 9				
2- 7	0- 0	0- 0	HOME	0- 1	0- 2	2- 4				
1- 7	0- 0	0- 0	AWAY	0- 0	0- 2	1- 5				
0- 0	0- 0	0- 0	NEUTRAL	0- 0	0- 0	0- 0				

RPI 1-25				RPI 26-50				RPI 51-100				RPI 101+ Team's RPI: 327			
RPI	S	Opponent	Score	RPI	S	Opponent	Score	RPI	S	Opponent	Score	RPI	S	Opponent	Score
4	A	Baylor	38 109	48	A	Colorado St.	31 77	78	A	Florida	51 102	104	H	Abilene Christian	57 82
								87	A	Colorado	54 112	106	A	Central Ark.	55 77
								93	H	SFA	62 92	106	H	Central Ark.	64 78
												113	A	Ole Miss	31 81
												135	A	Lamar University	68 86
												157	A	Louisiana	77 86
												176	A	Houston	80 83
												177	H	Bethune-Cookman	75 63
												198	H	Grambling	71 87
												211	H	New Orleans	85 70
												290	A	A&M-Corpus Christi	61 77
												290	H	A&M-Corpus Christi	53 69
												292	H	McNeese	83 86
												295	A	Nicholls St.	57 92
												295	H	Nicholls St.	60 76
												307	A	Northwestern St.	71 89
												307	H	Northwestern St.	69 58
												329	A	Incarnate Word	56 96
												329	H	Incarnate Word	76 85
												334	A	Jackson St.	66 83
												337	A	Sam Houston St.	61 68
												341	A	Houston Baptist	87 71
LAST 12 Division I GAMES:															
295	A	Nicholls St.	57 92	106	A	Central Ark.	55 77	295	H	Nicholls St.	60 76				
106	H	Central Ark.	64 78	337	A	Sam Houston St.	61 68	307	H	Northwestern St.	69 58				
93	H	SFA	62 92	307	A	Incarnate Word	56 96	292	H	McNeese	83 86				
307	A	Northwestern St.	71 89												
211	H	New Orleans	85 70												
290	H	A&M-Corpus Christi	53 69												

Non-Div I Games: Mobile 67 52

Southeastern La.

■ Loss, 
 ■ Non-Conf, S Site, 
 ■ Home 
 ■ Away 
 N Neutral

Average RPI Win:	154	WON-LOST	WINNING	LAST 10	STRENGTH OF	OPP. STRENGTH	TEAM	ADJ.	CONF.	ADJ CONF.
Average RPI Loss:	41	RECORD	PCT. RANK	GAMES	SCHEDULE	OF SCHEDULE	RPI	RPI	RPI	RPI
DIV. I ONLY	14- 15	179	4- 6	29	15	81	81	1	1	
DIV. I NON-CONF.	9- 2	37	0- 0	147	179	56	56	1	1	
<hr/>										
TOTALS	RPI 1-25	RPI 26-50	W-L RECORDS	RPI 51-100	RPI 101-150	RPI 150+				
14- 15	2- 7	1- 3	OVERALL	1- 3	3- 2	7- 0				
8- 6	0- 4	1- 1	HOME	1- 1	3- 0	3- 0				
4- 9	2- 3	0- 2	AWAY	0- 2	0- 2	2- 0				
2- 0	0- 0	0- 0	NEUTRAL	0- 0	0- 0	2- 0				
9- 2	1- 1	0- 0	NON-CONFERENCE	0- 1	1- 0	7- 0				
4- 1	0- 1	0- 0	HOME	0- 0	1- 0	3- 0				
3- 1	1- 0	0- 0	AWAY	0- 1	0- 0	2- 0				
2- 0	0- 0	0- 0	NEUTRAL	0- 0	0- 0	2- 0				
5- 13	1- 6	1- 3	CONFERENCE	1- 2	2- 2	0- 0				
4- 5	0- 3	1- 1	HOME	1- 1	2- 0	0- 0				
1- 8	1- 3	0- 2	AWAY	0- 1	0- 2	0- 0				
0- 0	0- 0	0- 0	NEUTRAL	0- 0	0- 0	0- 0				

RPI 1-25				RPI 26-50				RPI 51-100				Team's RPI: 81				RPI 101+			
RPI	S	Opponent	Score	RPI	S	Opponent	Score	RPI	S	Opponent	Score	RPI	S	Opponent	Score	RPI	S	Opponent	Score
5	H	Mississippi St.	72 76	31	A	Arizona St.	62 69	55	A	California	56 63	107	A	Washington St.	57 74				
6	A	Oregon St.	70 50	31	H	Arizona St.	65 50	65	H	Utah	53 58	107	H	Washington St.	80 64				
6	H	Oregon St.	60 74	42	A	Oregon	50 73	87	H	Colorado	79 54	121	H	Long Beach St.	82 74				
7	A	Washington	67 77	42	H	Oregon	53 59	97	A	UNLV	66 77	122	A	Arizona	62 67				
7	H	Washington	74 87									122	H	Arizona	58 54				
8	A	Stanford	42 58									161	N	Missouri St.	89 67				
10	A	UCLA	67 71									173	H	UC Riverside	67 49				
10	H	UCLA	59 74									198	H	Grambling	75 64				
25	A	Texas A&M	66 62									259	H	Hawaii	76 44				
												269	N	Portland	67 54				
												280	A	Sacramento St.	111 95				
												322	A	UC Irvine	83 45				
LAST 12 Division I GAMES:																			
122	A	Arizona	62 67	55	A	California	56 63												
31	A	Arizona St.	62 69	8	A	Stanford	42 58												
7	H	Washington	74 87	31	H	Arizona St.	65 50												
107	H	Washington St.	80 64	122	H	Arizona	58 54												
42	A	Oregon	50 73	10	A	UCLA	67 71												
6	A	Oregon St.	70 50	10	H	UCLA	59 74												

Non-Div I Games:

Southern California

■ Loss, 
 ■ Non-Conf, 
 ■ S Site, 
 ■ H Home 
 ■ A Away 
 N Neutral

Average RPI Win: <b>225</b>	WON-LOST	WINNING	LAST 10	STRENGTH OF	OPP. STRENGTH	TEAM	ADJ.	CONF.	ADJ CONF.
Average RPI Loss: <b>143</b>	RECORD	PCT. RANK	GAMES	SCHEDULE	OF SCHEDULE	RPI	RPI	RPI	RPI
DIV. I ONLY	<b>13- 13</b>	<b>172</b>	<b>6- 4</b>	<b>170</b>	<b>177</b>	<b>178</b>	<b>178</b>	<b>16</b>	<b>16</b>
DIV. I NON-CONF.	<b>5- 5</b>	<b>165</b>	<b>0- 0</b>	<b>177</b>	<b>178</b>	<b>163</b>	<b>163</b>	<b>14</b>	<b>14</b>
TOTALS	RPI 1-25	RPI 26-50	W-L RECORDS	RPI 51-100	RPI 101-150	RPI 150+			
13- 13	0- 1	0- 2	OVERALL	2- 2	1- 0	10- 8			
8- 5	0- 0	0- 1	HOME	1- 0	1- 0	6- 4			
5- 7	0- 1	0- 1	AWAY	1- 1	0- 0	4- 4			
0- 1	0- 0	0- 0	NEUTRAL	0- 1	0- 0	0- 0			
5- 5	0- 1	0- 0	NON-CONFERENCE	1- 1	1- 0	3- 3			
3- 1	0- 0	0- 0	HOME	0- 0	1- 0	2- 1			
2- 3	0- 1	0- 0	AWAY	1- 0	0- 0	1- 2			
0- 1	0- 0	0- 0	NEUTRAL	0- 1	0- 0	0- 0			
8- 8	0- 0	0- 2	CONFERENCE	1- 1	0- 0	7- 5			
5- 4	0- 0	0- 1	HOME	1- 0	0- 0	4- 3			
3- 4	0- 0	0- 1	AWAY	0- 1	0- 0	3- 2			
0- 0	0- 0	0- 0	NEUTRAL	0- 0	0- 0	0- 0			

RPI 1-25				RPI 26-50				RPI 51-100				RPI 101+ Team's RPI: 178			
RPI	S	Opponent	Score	RPI	S	Opponent	Score	RPI	S	Opponent	Score	RPI	S	Opponent	Score
19	A	Oklahoma	48 <b>80</b>	28	A	Drake	59 <b>75</b>	56	A	UNI	49 <b>79</b>	144	H	Memphis	69 61
				28	H	Drake	60 <b>71</b>	56	H	UNI	64 59	161	A	Missouri St.	59 <b>73</b>
								61	N	South Dakota	57 <b>68</b>	161	H	Missouri St.	60 <b>78</b>
								76	A	Purdue	64 61	182	H	UAB	49 <b>64</b>
												196	A	Wichita St.	61 58
												196	H	Wichita St.	77 54
												200	A	SIUE	59 <b>60</b>
												213	H	Indiana St.	53 <b>68</b>
												232	A	Bradley	66 57
												232	H	Bradley	69 63
												234	A	UT Martin	68 <b>76</b>
												255	A	Evansville	60 <b>63</b>
												255	H	Evansville	61 <b>74</b>
												265	H	Murray St.	70 63
												268	H	Southeast Mo. St.	77 70
												312	A	Illinois St.	63 56
												312	H	Illinois St.	57 48
												315	A	UMKC	77 69
												320	H	Loyola Chicago	73 57
LAST 12 Division I GAMES:															
232	H	Bradley	69 63	28	H	Drake	60 <b>71</b>	312	A	Illinois St.	63 56				
312	H	Illinois St.	57 48					232	A	Bradley	66 57				
255	H	Evansville	61 <b>74</b>					255	A	Evansville	60 <b>63</b>				
196	A	Wichita St.	61 58					161	H	Missouri St.	60 <b>78</b>				
161	A	Missouri St.	59 <b>73</b>					196	H	Wichita St.	77 54				
56	H	UNI	64 59												

Non-Div I Games: Brescia 104 35

Southern Ill.



Average RPI Win:	224	WON-LOST	WINNING	LAST 10	STRENGTH OF	OPP. STRENGTH	TEAM	ADJ.	CONF.	ADJ CONF.
Average RPI Loss:	117	RECORD	PCT. RANK	GAMES	SCHEDULE	OF SCHEDULE	RPI	RPI	RPI	RPI
DIV. I ONLY	19- 9	79	9- 1	212	143	127	127	14	14	
DIV. I NON-CONF.	7- 4	114	0- 0	223	158	164	164	16	16	
TOTALS	RPI 1-25	RPI 26-50	W-L RECORDS	RPI 51-100	RPI 101-150	RPI 150+				
19- 9	0- 1	0- 1	OVERALL	1- 2	1- 2	17- 3				
12- 2	0- 1	0- 0	HOME	1- 0	1- 1	10- 0				
6- 5	0- 0	0- 0	AWAY	0- 0	0- 0	6- 0				
1- 2	0- 0	0- 0	NEUTRAL	0- 1	0- 0	1- 1				
7- 4	0- 1	0- 0	NON-CONFERENCE	0- 2	0- 0	7- 1				
5- 1	0- 1	0- 0	HOME	0- 0	0- 0	5- 0				
1- 1	0- 0	0- 0	AWAY	0- 1	0- 0	1- 0				
1- 2	0- 0	0- 0	NEUTRAL	0- 1	0- 0	1- 1				
12- 5	0- 0	0- 1	CONFERENCE	1- 0	1- 2	10- 2				
7- 1	0- 0	0- 0	HOME	1- 0	1- 1	5- 0				
5- 4	0- 0	0- 1	AWAY	0- 0	0- 1	5- 2				
0- 0	0- 0	0- 0	NEUTRAL	0- 0	0- 0	0- 0				

RPI 1-25				RPI 26-50				RPI 51-100				RPI 101+ Team's RPI: 127			
RPI	S	Opponent	Score	RPI	S	Opponent	Score	RPI	S	Opponent	Score	RPI	S	Opponent	Score
5	H	Mississippi St.	50 72	43	A	Western Ky.	53 79	55	N	California	51 71	116	H	Charlotte	61 78
								63	A	Tulane	67 86	117	H	Old Dominion	84 69
								75	H	Middle Tenn.	81 61	143	A	Louisiana Tech	61 72
												157	H	Louisiana	71 49
												166	A	Rice	68 76
												166	H	Rice	79 60
												181	A	North Texas	62 75
												181	H	North Texas	70 48
												182	H	UAB	64 59
												190	N	Xavier	73 59
												194	A	UTSA	69 68
												194	H	UTSA	74 71
												211	H	New Orleans	78 53
												216	H	Alabama St.	70 43
												242	A	South Ala.	57 48
												260	A	Marshall	82 78
												285	N	Northern Ky.	53 58
												301	A	UTEP	79 68
												301	H	UTEP	73 48
												303	H	Alcorn	99 56
												305	A	FIU	75 37
												316	H	Mississippi Val.	83 55
												336	A	Fla. Atlantic	82 67
LAST 12 Division I GAMES:															
181	H	North Texas	70 48	43	A	Western Ky.	53 79	260	A	Marshall	82 78	182	H	UAB	64 59
166	H	Rice	79 60					75	H	Middle Tenn.	81 61	166	A	Rice	68 76
336	A	Fla. Atlantic	82 67					181	A	North Texas	62 75				
305	A	FIU	75 37												
301	H	UTEP	73 48												
194	H	UTSA	74 71												

Non-Div I Games: William Carey 92 39

Southern Miss.

Average RPI Win:	288	WON-LOST	WINNING	LAST 10	STRENGTH OF	OPP. STRENGTH	TEAM	ADJ.	CONF.	ADJ CONF.
Average RPI Loss:	155	RECORD	PCT. RANK	GAMES	SCHEDULE	OF SCHEDULE	RPI	RPI	RPI	RPI
DIV. I ONLY	12- 11	163	6- 4	314	303	226	226	30	30	
DIV. I NON-CONF.	1- 6	310	0- 0	42	7	218	218	30	30	
TOTALS	RPI 1-25	RPI 26-50	W-L RECORDS	RPI 51-100	RPI 101-150	RPI 150+				
12- 11	0- 3	0- 1	OVERALL	0- 0	0- 0	12- 7				
8- 2	0- 0	0- 0	HOME	0- 0	0- 0	8- 2				
4- 8	0- 0	0- 0	AWAY	0- 0	0- 0	4- 1				
0- 1	0- 1	0- 0	NEUTRAL	0- 0	0- 0	0- 0				
1- 6	0- 3	0- 1	NON-CONFERENCE	0- 0	0- 0	1- 2				
1- 0	0- 0	0- 0	HOME	0- 0	0- 0	1- 0				
0- 5	0- 2	0- 1	AWAY	0- 0	0- 0	0- 2				
0- 1	0- 1	0- 0	NEUTRAL	0- 0	0- 0	0- 0				
11- 5	0- 0	0- 0	CONFERENCE	0- 0	0- 0	11- 5				
7- 2	0- 0	0- 0	HOME	0- 0	0- 0	7- 2				
4- 3	0- 0	0- 0	AWAY	0- 0	0- 0	4- 3				
0- 0	0- 0	0- 0	NEUTRAL	0- 0	0- 0	0- 0				

RPI 1-25				RPI 26-50				RPI 51-100				RPI 101+ Team's RPI: 226			
RPI	S	Opponent	Score	RPI	S	Opponent	Score	RPI	S	Opponent	Score	RPI	S	Opponent	Score
10	A	UCLA	47 95	46	A	Michigan St.	55 70					163	A	East Carolina	55 62
24	A	Ohio St.	73 108									177	H	Bethune-Cookman	61 59
25	N	Texas A&M	58 81									198	A	Grambling	71 68
												198	H	Grambling	63 70
												203	H	Texas Southern	71 77
												216	A	Alabama St.	70 75
												216	H	Alabama St.	59 53
												242	A	South Ala.	48 55
												277	A	Ark.-Pine Bluff	59 63
												277	H	Ark.-Pine Bluff	67 50
												283	H	Prairie View	86 72
												303	A	Alcorn	63 69
												303	H	Alcorn	45 33
												316	A	Mississippi Val.	62 51
												316	H	Mississippi Val.	51 44
												334	A	Jackson St.	85 56
												334	H	Jackson St.	80 61
												349	A	Alabama A&M	66 54
												349	H	Alabama A&M	69 57
LAST 12 Division I GAMES:															
303	H	Alcorn	45 33	198	H	Grambling	63 70								
216	H	Alabama St.	59 53	303	A	Alcorn	63 69								
349	H	Alabama A&M	69 57	216	A	Alabama St.	70 75								
316	A	Mississippi Val.	62 51	349	A	Alabama A&M	66 54								
277	A	Ark.-Pine Bluff	59 63	316	H	Mississippi Val.	51 44								
334	H	Jackson St.	80 61	277	H	Ark.-Pine Bluff	67 50								

Non-Div I Games: Spring Hill 68 53

Southern U.

## Southern Utah

Through Games Of March 1, 2017

Average RPI Win:	220	WON-LOST	WINNING	LAST 10	STRENGTH OF	OPP. STRENGTH	TEAM	ADJ.	CONF.	ADJ CONF.
Average RPI Loss:	180	RECORD	PCT. RANK	GAMES	SCHEDULE	OF SCHEDULE	RPI	RPI	RPI	RPI
DIV. I ONLY	6- 21	315	2- 8	183	246	284	284	20	20	
DIV. I NON-CONF.	4- 6	209	0- 0	155	224	174	174	18	18	
TOTALS	RPI 1-25	RPI 26-50	W-L RECORDS	RPI 51-100	RPI 101-150	RPI 150+				
6- 21	0- 1	0- 0	OVERALL	0- 3	1- 7	5- 10				
1- 11	0- 0	0- 0	HOME	0- 0	0- 5	1- 6				
5- 10	0- 1	0- 0	AWAY	0- 3	1- 2	4- 4				
0- 0	0- 0	0- 0	NEUTRAL	0- 0	0- 0	0- 0				
4- 6	0- 1	0- 0	NON-CONFERENCE	0- 2	0- 1	4- 2				
0- 3	0- 0	0- 0	HOME	0- 0	0- 1	0- 2				
4- 3	0- 1	0- 0	AWAY	0- 2	0- 0	4- 0				
0- 0	0- 0	0- 0	NEUTRAL	0- 0	0- 0	0- 0				
2- 15	0- 0	0- 0	CONFERENCE	0- 1	1- 6	1- 8				
1- 8	0- 0	0- 0	HOME	0- 0	0- 4	1- 4				
1- 7	0- 0	0- 0	AWAY	0- 1	1- 2	0- 4				
0- 0	0- 0	0- 0	NEUTRAL	0- 0	0- 0	0- 0				

RPI 1-25				RPI 26-50				RPI 51-100				RPI 101+ Team's RPI: 284			
RPI	S	Opponent	Score	RPI	S	Opponent	Score	RPI	S	Opponent	Score	RPI	S	Opponent	Score
6	A	Oregon St.	38 77					65	A	Utah	43 69	109	A	North Dakota	70 75
								84	A	Montana St.	68 71	109	H	North Dakota	65 68
								88	A	Wyoming	48 68	122	H	Arizona	65 77
												125	A	Northern Colo.	55 74
												125	H	Northern Colo.	53 83
												137	A	Eastern Wash.	64 63
												137	H	Eastern Wash.	66 67
												139	H	Idaho	68 85
												153	H	Idaho St.	68 71
												162	A	CSUN	77 71
												187	A	Utah St.	70 54
												228	H	Grand Canyon	73 76
												245	A	Portland St.	74 81
												245	H	Portland St.	82 64
												252	H	Weber St.	68 73
												267	A	CSU Bakersfield	65 59
												280	A	Sacramento St.	69 81
												280	H	Sacramento St.	104 110
												288	A	Northern Ariz.	65 77
												288	H	Northern Ariz.	68 77
												322	A	UC Irvine	70 58
												328	A	Montana	55 64
												331	H	Utah Valley	64 70
LAST 12 Division I GAMES:															
137	A	Eastern Wash.	64 63	153	H	Idaho St.	68 71								
280	H	Sacramento St.	104 110	252	H	Weber St.	68 73								
245	H	Portland St.	82 64	125	A	Northern Colo.	55 74								
288	A	Northern Ariz.	65 77	109	A	North Dakota	70 75								
84	A	Montana St.	68 71	137	H	Eastern Wash.	66 67								
328	A	Montana	55 64	139	H	Idaho	68 85								

Non-Div I Games: Antelope Valley 89 76

Southern Utah

Loss, Non-Conf, S Site, H Home A Away N Neutral

## St. Bonaventure

Through Games Of March 1, 2017

Average RPI Win:	<b>228</b>	WON-LOST	WINNING	LAST 10	STRENGTH OF	OPP. STRENGTH	TEAM	ADJ.	CONF.	ADJ CONF.
Average RPI Loss:	<b>142</b>	RECORD	PCT. RANK	GAMES	SCHEDULE	OF SCHEDULE	RPI	RPI	RPI	RPI
DIV. I ONLY	<b>9- 20</b>	<b>273</b>	<b>2- 8</b>	<b>116</b>	<b>179</b>	<b>240</b>	<b>240</b>	<b>12</b>	<b>12</b>	
DIV. I NON-CONF.	<b>5- 7</b>	<b>205</b>	<b>0- 0</b>	<b>160</b>	<b>264</b>	<b>207</b>	<b>207</b>	<b>12</b>	<b>12</b>	
TOTALS	RPI 1-25	RPI 26-50	W-L RECORDS	RPI 51-100	RPI 101-150	RPI 150+				
9- 20	0- 0	0- 2	OVERALL	0- 3	3- 8	6- 7				
6- 7	0- 0	0- 1	HOME	0- 1	2- 3	4- 2				
1- 13	0- 0	0- 1	AWAY	0- 2	0- 5	1- 5				
2- 0	0- 0	0- 0	NEUTRAL	0- 0	1- 0	1- 0				
5- 7	0- 0	0- 0	NON-CONFERENCE	0- 3	2- 1	3- 3				
3- 2	0- 0	0- 0	HOME	0- 1	1- 0	2- 1				
0- 5	0- 0	0- 0	AWAY	0- 2	0- 1	0- 2				
2- 0	0- 0	0- 0	NEUTRAL	0- 0	1- 0	1- 0				
4- 13	0- 0	0- 2	CONFERENCE	0- 0	1- 7	3- 4				
3- 5	0- 0	0- 1	HOME	0- 0	1- 3	2- 1				
1- 8	0- 0	0- 1	AWAY	0- 0	0- 4	1- 3				
0- 0	0- 0	0- 0	NEUTRAL	0- 0	0- 0	0- 0				

RPI S	Opponent	Score	RPI S	Opponent	Score	RPI S	Opponent	Score	RPI S	Opponent	Score	Team's RPI: 240
44	H Dayton	60 <b>62</b>	69	A Toledo	50 <b>74</b>	105	A Saint Louis	49 <b>64</b>				
47	A George Washington	57 <b>63</b>	70	H Bucknell	35 <b>57</b>	105	H Saint Louis	58 <b>74</b>				
			92	A Buffalo	47 <b>68</b>	110	A Saint Joseph's	53 <b>70</b>				
						119	A Fordham	45 <b>57</b>				
						119	H Fordham	44 <b>60</b>				
						120	N Rider	60 47				
						126	H Albany (NY)	67 59				
						132	A Delaware	40 <b>43</b>				
						136	A Duquesne	61 <b>83</b>				
						136	H Duquesne	69 56				
						140	H VCU	60 <b>77</b>				
						165	A La Salle	70 <b>73</b>				
						165	H La Salle	45 <b>57</b>				
						193	A George Mason	49 <b>52</b>				
						230	A Richmond	54 <b>61</b>				
						249	A Niagara	43 <b>65</b>				
						253	N Austin Peay	58 57				
						256	H Canisius	57 <b>74</b>				
						262	H Stony Brook	51 37				
						274	H Colgate	70 57				
						275	H Davidson	70 51				
						289	A Eastern Mich.	56 <b>75</b>				
						300	H Rhode Island	78 69				
						306	A Massachusetts	55 38				
LAST 12 Division I GAMES:												
165	A La Salle	70 <b>73</b>	119	A Fordham	45 <b>57</b>							
136	A Duquesne	61 <b>83</b>	110	A Saint Joseph's	53 <b>70</b>							
140	H VCU	60 <b>77</b>	275	H Davidson	70 51							
47	A George Washington	57 <b>63</b>	136	H Duquesne	69 56							
105	H Saint Louis	58 <b>74</b>	306	A Massachusetts	55 38							
165	H La Salle	45 <b>57</b>	119	H Fordham	44 <b>60</b>							

Non-Div I Games:

St. Bonaventure

■ Loss, 
 ■ Non-Conf, 
 ■ S Site, 
 ■ Home 
 ■ A Away 
 N Neutral

Through Games Of March 1, 2017

RPI 1-25			
RPI	S	Opponent	Score
RPI 26-50			
RPI	S	Opponent	Score
40	A	James Madison	57 83
RPI 51-100			
RPI	S	Opponent	Score
87	A	Colorado	54 81
RPI 101+			
RPI	S	Opponent	Score
120	A	Rider	60 77
150	A	Iona	46 62
159	A	Army West Point	46 69
171	N	Boston College	58 73
192	A	Robert Morris	56 49
192	H	Robert Morris	54 61
195	A	Sacred Heart	58 61
195	H	Sacred Heart	74 81
218	H	Howard	63 78
219	H	Monmouth	87 78
229	A	Saint Francis (PA)	62 79
229	H	Saint Francis (PA)	59 75
263	A	Bryant	54 63
263	H	Bryant	63 47
270	A	Loyola Maryland	60 69
272	H	Manhattan	52 55
291	A	Mt. St. Mary's	71 55
291	H	Mt. St. Mary's	44 62
318	A	Central Conn. St.	44 71
318	H	Central Conn. St.	53 61
326	H	Saint Peter's	58 52
332	A	LIU Brooklyn	56 54
332	H	LIU Brooklyn	58 62
339	A	Fairleigh Dickinson	66 59
339	H	Fairleigh Dickinson	58 59
343	A	Wagner	45 58
LAST 12 Division I GAMES:			
291	A	Mt. St. Mary's	71 55
318	A	Central Conn. St.	44 71
332	H	LIU Brooklyn	58 62
343	H	Wagner	63 50
195	A	Sacred Heart	58 61
263	A	Bryant	54 63
229	H	Saint Francis (PA)	59 75
192	H	Robert Morris	54 61
343	A	Wagner	45 58
339	H	Fairleigh Dickinson	58 59
339	A	Fairleigh Dickinson	66 59
291	H	Mt. St. Mary's	44 62

# St. Francis Brooklyn

Page 285

S  
t  
.  
F  
r  
a  
n  
c  
i  
s  
B  
r  
o  
o  
k  
l  
y  
n

RPI S Opponent St. Francis Brooklyn  
Score

Through Games Of March 1, 2017

RPI	S	Opponent	Score
343	H	Wagner	63 50

St. Francis Brooklyn

S  
t  
.  
F  
r  
a  
n  
c  
i  
s  
B  
r  
o  
o  
k  
l  
y  
n

Average RPI Win:	160	WON-LOST	WINNING	LAST 10	STRENGTH OF	OPP. STRENGTH	TEAM	ADJ.	CONF.	ADJ CONF.
Average RPI Loss:	58	RECORD	PCT. RANK	GAMES	SCHEDULE	OF SCHEDULE	RPI	RPI	RPI	RPI
DIV. I ONLY	19- 10	90	7- 3	79	66	73	73	7	7	
DIV. I NON-CONF.	8- 3	67	0- 0	138	40	85	85	7	7	
TOTALS	RPI 1-25	RPI 26-50	W-L RECORDS	RPI 51-100	RPI 101-150	RPI 150+				
19- 10	0- 5	3- 1	OVERALL	3- 2	3- 1	10- 1				
11- 5	0- 3	2- 0	HOME	1- 1	1- 1	7- 0				
7- 4	0- 2	1- 0	AWAY	1- 1	2- 0	3- 1				
1- 1	0- 0	0- 1	NEUTRAL	1- 0	0- 0	0- 0				
8- 3	0- 1	1- 1	NON-CONFERENCE	1- 0	3- 1	3- 0				
5- 2	0- 1	1- 0	HOME	0- 0	1- 1	3- 0				
2- 0	0- 0	0- 0	AWAY	0- 0	2- 0	0- 0				
1- 1	0- 0	0- 1	NEUTRAL	1- 0	0- 0	0- 0				
11- 7	0- 4	2- 0	CONFERENCE	2- 2	0- 0	7- 1				
6- 3	0- 2	1- 0	HOME	1- 1	0- 0	4- 0				
5- 4	0- 2	1- 0	AWAY	1- 1	0- 0	3- 1				
0- 0	0- 0	0- 0	NEUTRAL	0- 0	0- 0	0- 0				

RPI 1-25				RPI 26-50				RPI 51-100				Team's RPI: 73		RPI 101+			
RPI	S	Opponent	Score	RPI	S	Opponent	Score	RPI	S	Opponent	Score			RPI	S	Opponent	Score
16	A	DePaul	51 54	31	N	Arizona St.	41 54	54	N	Virginia	66 55			119	A	Fordham	59 45
16	H	DePaul	66 78	36	A	Marquette	82 72	57	A	Villanova	50 55			126	H	Albany (NY)	54 36
18	H	Miami (FL)	50 62	36	H	Marquette	70 64	57	H	Villanova	56 67			129	A	William & Mary	73 57
22	A	Creighton	60 67	40	H	James Madison	74 63	64	A	Georgetown	71 66			136	H	Duquesne	65 71
22	H	Creighton	43 55					64	H	Georgetown	65 54			186	A	Providence	71 47
														186	H	Providence	60 50
														190	A	Xavier	65 48
														190	H	Xavier	64 55
														209	A	Seton Hall	59 64
														209	H	Seton Hall	77 71
														223	H	Rutgers	65 39
														266	A	Butler	62 41
														266	H	Butler	62 55
														310	H	Lafayette	64 46
														343	H	Wagner	62 34
LAST 12 Division I GAMES:																	
209	H	Seton Hall	77 71	16	A	DePaul	51 54										
22	A	Creighton	60 67	190	H	Xavier	64 55										
186	A	Providence	71 47	266	H	Butler	62 55										
64	H	Georgetown	65 54	186	H	Providence	60 50										
57	H	Villanova	56 67	22	H	Creighton	43 55										
36	A	Marquette	82 72	57	A	Villanova	50 55										

Non-Div I Games:

St. John's (NY)

■ Loss, 
 ■ Non-Conf, 
 ■ S Site, 
 ■ H Home 
 ■ A Away 
 N Neutral

## St. Mary's (CA)

Through Games Of March 1, 2017

Average RPI Win:	204	WON-LOST	WINNING	LAST 10	STRENGTH OF	OPP. STRENGTH	TEAM	ADJ.	CONF.	ADJ CONF.
Average RPI Loss:	109	RECORD	PCT. RANK	GAMES	SCHEDULE	OF SCHEDULE	RPI	RPI	RPI	RPI
DIV. I ONLY	18- 11	106	8- 2	167	117	128	128	15	15	
DIV. I NON-CONF.	5- 6	186	0- 0	127	43	147	147	13	13	
TOTALS	RPI 1-25	RPI 26-50	W-L RECORDS	RPI 51-100	RPI 101-150	RPI 150+				
18- 11	0- 0	0- 0	OVERALL	1- 7	3- 1	14- 3				
9- 5	0- 0	0- 0	HOME	1- 4	2- 0	6- 1				
9- 6	0- 0	0- 0	AWAY	0- 3	1- 1	8- 2				
0- 0	0- 0	0- 0	NEUTRAL	0- 0	0- 0	0- 0				
5- 6	0- 0	0- 0	NON-CONFERENCE	0- 4	1- 1	4- 1				
1- 4	0- 0	0- 0	HOME	0- 3	1- 0	0- 1				
4- 2	0- 0	0- 0	AWAY	0- 1	0- 1	4- 0				
0- 0	0- 0	0- 0	NEUTRAL	0- 0	0- 0	0- 0				
13- 5	0- 0	0- 0	CONFERENCE	1- 3	2- 0	10- 2				
8- 1	0- 0	0- 0	HOME	1- 1	1- 0	6- 0				
5- 4	0- 0	0- 0	AWAY	0- 2	1- 0	4- 2				
0- 0	0- 0	0- 0	NEUTRAL	0- 0	0- 0	0- 0				

RPI 1-25				RPI 26-50				RPI 51-100				RPI 101+				Team's RPI: 128	
RPI	S	Opponent	Score	RPI	S	Opponent	Score	RPI	S	Opponent	Score	RPI	S	Opponent	Score		
								55	H	California	67	74	107	A	Washington St.	69	85
								58	H	Boise St.	78	83	125	H	Northern Colo.	75	65
								65	H	Utah	62	63	141	A	San Francisco	64	62
								79	A	Gonzaga	58	59	141	H	San Francisco	75	72
								79	H	Gonzaga	75	79	154	A	Northeastern	77	53
								85	A	BYU	65	70	158	A	Santa Clara	73	58
								85	H	BYU	64	58	158	H	Santa Clara	55	53
								91	A	UC Davis	66	68	162	H	CSUN	61	73
													171	A	Boston College	62	54
													202	A	Loyola Marymount	57	72
													202	H	Loyola Marymount	74	59
													208	A	San Jose St.	85	64
													217	A	San Diego	71	73
													217	H	San Diego	77	65
													250	A	Pacific	63	54
													250	H	Pacific	82	74
													261	A	Cal Poly	79	71
													269	A	Portland	75	65
													269	H	Portland	92	76
													304	A	Pepperdine	81	60
													304	H	Pepperdine	84	57
LAST 12 Division I GAMES:																	
				158	A	Santa Clara	73	58	217	H	San Diego	77	65				
				304	H	Pepperdine	84	57	250	H	Pacific	82	74				
				85	H	BYU	64	58	158	H	Santa Clara	55	53				
				202	A	Loyola Marymount	57	72	141	A	San Francisco	64	62				
				79	A	Gonzaga	58	59	304	A	Pepperdine	81	60				
				269	A	Portland	75	65	250	A	Pacific	63	54				

Non-Div I Games:

St. Mary's (CA)

■ Loss, 
 ■ Non-Conf, 
 ■ S Site, 
 ■ Home 
 ■ A Away 
 N Neutral



Average RPI Win:	96	WON-LOST	WINNING	LAST 10	STRENGTH OF	OPP. STRENGTH	TEAM	ADJ.	CONF.	ADJ CONF.
Average RPI Loss:	23	RECORD	PCT. RANK	GAMES	SCHEDULE	OF SCHEDULE	RPI	RPI	RPI	RPI
DIV. I ONLY	25- 5	12	8- 2	7	20	8	8	1	1	
DIV. I NON-CONF.	10- 2	32	0- 0	22	104	8	8	1	1	
TOTALS	RPI 1-25	RPI 26-50	W-L RECORDS	RPI 51-100	RPI 101-150	RPI 150+				
25- 5	2- 4	5- 0	OVERALL	9- 1	4- 0	5- 0				
12- 3	1- 2	2- 0	HOME	5- 1	2- 0	2- 0				
10- 2	1- 2	3- 0	AWAY	3- 0	2- 0	1- 0				
3- 0	0- 0	0- 0	NEUTRAL	1- 0	0- 0	2- 0				
10- 2	1- 1	1- 0	NON-CONFERENCE	2- 1	1- 0	5- 0				
5- 1	1- 0	0- 0	HOME	1- 1	1- 0	2- 0				
2- 1	0- 1	1- 0	AWAY	0- 0	0- 0	1- 0				
3- 0	0- 0	0- 0	NEUTRAL	1- 0	0- 0	2- 0				
15- 3	1- 3	4- 0	CONFERENCE	7- 0	3- 0	0- 0				
7- 2	0- 2	2- 0	HOME	4- 0	1- 0	0- 0				
8- 1	1- 1	2- 0	AWAY	3- 0	2- 0	0- 0				
0- 0	0- 0	0- 0	NEUTRAL	0- 0	0- 0	0- 0				

RPI 1-25				Team's RPI: 8				RPI 26-50				RPI 51-100				RPI 101+			
RPI	S	Opponent	Score		RPI	S	Opponent	Score		RPI	S	Opponent	Score		RPI	S	Opponent	Score	
6	A	Oregon St.	47	50	31	A	Arizona St.	64	57	55	A	California	72	66	107	A	Washington St.	76	54
6	H	Oregon St.	69	72	31	H	Arizona St.	66	56	55	H	California	72	54	122	A	Arizona	77	55
7	A	Washington	72	68	42	A	Oregon	65	59	65	A	Utah	77	58	122	H	Arizona	73	46
10	H	UCLA	76	85	42	H	Oregon	81	60	65	H	Utah	87	51	132	H	Yale	102	44
13	H	Texas	71	59	47	A	George Washington	71	52	76	N	Purdue	78	69	154	N	Northeastern	74	45
15	A	Tennessee	51	59						79	H	Gonzaga	63	68	162	H	CSUN	88	54
										81	H	Southern California	58	42	196	N	Wichita St.	87	39
										87	A	Colorado	84	70	261	H	Cal Poly	83	55
										87	H	Colorado	64	51	267	A	CSU Bakersfield	77	56
										91	H	UC Davis	68	42					
LAST 12 Division I GAMES:																			
42	A	Oregon	65	59	10	H	UCLA	76	85										
6	A	Oregon St.	47	50	81	H	Southern California	58	42										
55	H	California	72	54	7	A	Washington	72	68										
55	A	California	72	66	107	A	Washington St.	76	54										
65	H	Utah	87	51	31	H	Arizona St.	66	56										
87	H	Colorado	64	51	122	H	Arizona	73	46										

Non-Div I Games:

Stanford

Average RPI Win: <b>249</b>	WON-LOST	WINNING	LAST 10	STRENGTH OF	OPP. STRENGTH	TEAM	ADJ.	CONF.	ADJ CONF.
Average RPI Loss: <b>127</b>	RECORD	PCT. RANK	GAMES	SCHEDULE	OF SCHEDULE	RPI	RPI	RPI	RPI
DIV. I ONLY	21- 5	19	10- 0	283	271	99	99	25	25
DIV. I NON-CONF.	8- 4	97	0- 0	227	291	129	129	24	24
TOTALS	RPI 1-25	RPI 26-50	W-L RECORDS	RPI 51-100	RPI 101-150	RPI 150+			
21- 5	0- 0	0- 1	OVERALL	3- 2	0- 0	18- 2			
10- 2	0- 0	0- 0	HOME	1- 1	0- 0	9- 1			
9- 3	0- 0	0- 1	AWAY	2- 1	0- 0	7- 1			
2- 0	0- 0	0- 0	NEUTRAL	0- 0	0- 0	2- 0			
8- 4	0- 0	0- 1	NON-CONFERENCE	0- 1	0- 0	8- 2			
4- 1	0- 0	0- 0	HOME	0- 0	0- 0	4- 1			
2- 3	0- 0	0- 1	AWAY	0- 1	0- 0	2- 1			
2- 0	0- 0	0- 0	NEUTRAL	0- 0	0- 0	2- 0			
13- 1	0- 0	0- 0	CONFERENCE	3- 1	0- 0	10- 0			
6- 1	0- 0	0- 0	HOME	1- 1	0- 0	5- 0			
7- 0	0- 0	0- 0	AWAY	2- 0	0- 0	5- 0			
0- 0	0- 0	0- 0	NEUTRAL	0- 0	0- 0	0- 0			

RPI 1-25			RPI 26-50			RPI 51-100			Team's RPI: 99			RPI 101+			
RPI	S	Opponent	Score	RPI	S	Opponent	Score	RPI	S	Opponent	Score	RPI	S	Opponent	Score
34	A	South Fla.	60 74	83	A	Chattanooga	55 66	167	A	Arkansas	62 79				
				95	A	Jacksonville	65 49	177	H	Bethune-Cookman	63 60				
				95	H	Jacksonville	57 47	192	N	Robert Morris	68 60				
				100	A	FGCU	67 64	200	H	SIUE	78 68				
				100	H	FGCU	71 84	243	A	High Point	81 47				
								251	H	Tennessee St.	50 56				
								252	N	Weber St.	70 68				
								276	A	Kennesaw St.	65 56				
								276	H	Kennesaw St.	60 43				
								285	A	Northern Ky.	54 45				
								294	A	North Florida	62 44				
								294	H	North Florida	68 44				
								296	A	Lipscomb	91 66				
								296	H	Lipscomb	66 60				
								297	H	Eastern Ill.	72 55				
								302	H	Valparaiso	87 75				
								314	A	NJIT	60 37				
								314	H	NJIT	77 43				
								319	A	USC Upstate	77 55				
								319	H	USC Upstate	80 68				
LAST 12 Division I GAMES:															
100	A	FGCU	67 64	294	A	North Florida	62 44								
319	A	USC Upstate	77 55	95	A	Jacksonville	65 49								
314	A	NJIT	60 37	294	H	North Florida	68 44								
276	H	Kennesaw St.	60 43	314	H	NJIT	77 43								
296	H	Lipscomb	66 60	319	H	USC Upstate	80 68								
95	H	Jacksonville	57 47	296	A	Lipscomb	91 66								

Non-Div I Games: Palm Beach Atl. 89 50 Webber Int'l 92 54 Warner 100 34

Stetson

Stony Brook

Through Games Of March 1, 2017

Average RPI Win:	251	WON-LOST	WINNING	LAST 10	STRENGTH OF	OPP. STRENGTH	TEAM	ADJ.	CONF.	ADJ CONF.
Average RPI Loss:	167	RECORD	PCT. RANK	GAMES	SCHEDULE	OF SCHEDULE	RPI	RPI	RPI	RPI
DIV. I ONLY	11- 17	234	3- 7	272	237	262	262	22	22	
DIV. I NON-CONF.	6- 6	165	0- 0	290	271	221	221	22	22	
TOTALS	RPI 1-25	RPI 26-50	W-L RECORDS	RPI 51-100	RPI 101-150	RPI 150+				
11- 17	0- 0	0- 2	OVERALL	0- 2	2- 4	9- 9				
6- 7	0- 0	0- 1	HOME	0- 1	2- 1	4- 4				
4- 9	0- 0	0- 0	AWAY	0- 1	0- 3	4- 5				
1- 1	0- 0	0- 1	NEUTRAL	0- 0	0- 0	1- 0				
6- 6	0- 0	0- 2	NON-CONFERENCE	0- 0	1- 1	5- 3				
3- 2	0- 0	0- 1	HOME	0- 0	1- 0	2- 1				
2- 3	0- 0	0- 0	AWAY	0- 0	0- 1	2- 2				
1- 1	0- 0	0- 1	NEUTRAL	0- 0	0- 0	1- 0				
5- 11	0- 0	0- 0	CONFERENCE	0- 2	1- 3	4- 6				
3- 5	0- 0	0- 0	HOME	0- 1	1- 1	2- 3				
2- 6	0- 0	0- 0	AWAY	0- 1	0- 2	2- 3				
0- 0	0- 0	0- 0	NEUTRAL	0- 0	0- 0	0- 0				

RPI S	Opponent	Score	RPI S	Opponent	Score	RPI S	Opponent	Score	RPI S	Opponent	Score	Team's RPI: 262
30	H Syracuse	60 78	66	A New Hampshire	46 49	118	H Cornell	66 65				
45	N Indiana	60 74	66	H New Hampshire	45 56	126	A Albany (NY)	54 64				
						126	H Albany (NY)	57 75				
						138	A Maine	71 78				
						138	H Maine	55 41				
						150	A Iona	46 57				
						172	H Columbia	55 53				
						188	A Hartford	52 65				
						188	H Hartford	40 62				
						189	H Hofstra	64 67				
						205	A UMBC	61 67				
						205	H UMBC	51 37				
						207	A Binghamton	74 59				
						207	H Binghamton	40 48				
						240	A St. Bonaventure	37 51				
						271	A Vermont	43 53				
						271	H Vermont	43 57				
						272	A Manhattan	55 50				
						315	H UMKC	57 55				
						318	A Central Conn. St.	64 59				
						330	N Florida A&M	80 49				
						332	A LIU Brooklyn	48 58				
						344	A UMass Lowell	86 44				
						344	H UMass Lowell	83 53				
LAST 12 Division I GAMES:												
271	H Vermont	43 57	126	H Albany (NY)	57 75							
205	H UMBC	51 37	66	H New Hampshire	45 56							
207	A Binghamton	74 59	271	A Vermont	43 53							
188	H Hartford	40 62	205	A UMBC	61 67							
138	A Maine	71 78	207	H Binghamton	40 48							
344	A UMass Lowell	86 44	188	A Hartford	52 65							

Non-Div I Games: Molloy 62 53

Stony Brook

Loss, Non-Conf, S Site, H Home A Away N Neutral

Average RPI Win:	147	WON-LOST	WINNING	LAST 10	STRENGTH OF	OPP. STRENGTH	TEAM	ADJ.	CONF.	ADJ CONF.
Average RPI Loss:	26	RECORD	PCT. RANK	GAMES	SCHEDULE	OF SCHEDULE	RPI	RPI	RPI	RPI
DIV. I ONLY	20- 9	75	7- 3	47	35	30	30	3	3	
DIV. I NON-CONF.	9- 4	85	0- 0	104	84	80	80	4	4	
TOTALS	RPI 1-25	RPI 26-50	W-L RECORDS	RPI 51-100	RPI 101-150	RPI 150+				
20- 9	1- 7	3- 0	OVERALL	3- 2	3- 0	10- 0				
13- 1	1- 1	2- 0	HOME	2- 0	1- 0	7- 0				
5- 5	0- 3	0- 0	AWAY	1- 2	1- 0	3- 0				
2- 3	0- 3	1- 0	NEUTRAL	0- 0	1- 0	0- 0				
9- 4	0- 3	2- 0	NON-CONFERENCE	0- 1	1- 0	6- 0				
6- 0	0- 0	1- 0	HOME	0- 0	0- 0	5- 0				
1- 1	0- 0	0- 0	AWAY	0- 1	0- 0	1- 0				
2- 3	0- 3	1- 0	NEUTRAL	0- 0	1- 0	0- 0				
11- 5	1- 4	1- 0	CONFERENCE	3- 1	2- 0	4- 0				
7- 1	1- 1	1- 0	HOME	2- 0	1- 0	2- 0				
4- 4	0- 3	0- 0	AWAY	1- 1	1- 0	2- 0				
0- 0	0- 0	0- 0	NEUTRAL	0- 0	0- 0	0- 0				

RPI 1-25				RPI 26-50				RPI 51-100				RPI 101+			
RPI	S	Opponent	Score	RPI	S	Opponent	Score	RPI	S	Opponent	Score	RPI	S	Opponent	Score
2	H	Notre Dame	80 85	33	H	North Carolina St.	85 75	52	A	Georgia Tech	66 75	108	A	Clemson	88 62
9	A	Duke	55 72	46	H	Michigan St.	75 64	54	H	Virginia	54 49	112	H	North Carolina	95 64
11	A	Florida St.	58 77	47	N	George Washington	74 71	77	H	Wake Forest	85 64	117	N	Old Dominion	92 66
12	A	Louisville	76 91					82	A	Drexel	61 62	156	A	Pittsburgh	73 57
16	N	DePaul	84 108					98	A	Virginia Tech	82 72	156	H	Pittsburgh	93 65
18	H	Miami (FL)	81 48									169	H	Siena	102 65
24	N	Ohio St.	72 77									171	A	Boston College	72 45
25	N	Texas A&M	84 105									171	H	Boston College	79 52
LAST 12 Division I GAMES:															
156	A	Pittsburgh	73 57	156	H	Pittsburgh	93 65								
77	H	Wake Forest	85 64	98	A	Virginia Tech	82 72								
2	H	Notre Dame	80 85	18	H	Miami (FL)	81 48								
112	H	North Carolina	95 64	11	A	Florida St.	58 77								
9	A	Duke	55 72	52	A	Georgia Tech	66 75								
171	A	Boston College	72 45	33	H	North Carolina St.	85 75								

Non-Div I Games:

Syracuse

Average RPI Win:	210	WON-LOST	WINNING	LAST 10	STRENGTH OF	OPP. STRENGTH	TEAM	ADJ.	CONF.	ADJ CONF.
Average RPI Loss:	35	RECORD	PCT. RANK	GAMES	SCHEDULE	OF SCHEDULE	RPI	RPI	RPI	RPI
DIV. I ONLY	12- 17	219	2- 8	54	28	149	149	4	4	
DIV. I NON-CONF.	8- 3	67	0- 0	198	190	125	125	3	3	
TOTALS	RPI 1-25	RPI 26-50	W-L RECORDS	RPI 51-100	RPI 101-150	RPI 150+				
12- 17	0- 10	1- 2	OVERALL	1- 4	1- 1	9- 0				
11- 7	0- 5	1- 0	HOME	1- 2	1- 0	8- 0				
1- 10	0- 5	0- 2	AWAY	0- 2	0- 1	1- 0				
0- 0	0- 0	0- 0	NEUTRAL	0- 0	0- 0	0- 0				
8- 3	0- 2	0- 1	NON-CONFERENCE	1- 0	0- 0	7- 0				
8- 1	0- 1	0- 0	HOME	1- 0	0- 0	7- 0				
0- 2	0- 1	0- 1	AWAY	0- 0	0- 0	0- 0				
0- 0	0- 0	0- 0	NEUTRAL	0- 0	0- 0	0- 0				
4- 14	0- 8	1- 1	CONFERENCE	0- 4	1- 1	2- 0				
3- 6	0- 4	1- 0	HOME	0- 2	1- 0	1- 0				
1- 8	0- 4	0- 1	AWAY	0- 2	0- 1	1- 0				
0- 0	0- 0	0- 0	NEUTRAL	0- 0	0- 0	0- 0				

RPI 1-25				RPI 26-50				RPI 51-100				RPI 101+				Team's RPI: 149	
RPI	S	Opponent	Score	RPI	S	Opponent	Score	RPI	S	Opponent	Score	RPI	S	Opponent	Score		
2	A	Notre Dame	59 92	37	A	LSU	61 67	62	A	West Virginia	73 77	102	A	Texas Tech	64 79		
4	A	Baylor	54 77	50	A	Iowa St.	69 72	62	H	West Virginia	61 83	102	H	Texas Tech	76 62		
4	H	Baylor	73 91	50	H	Iowa St.	80 75	67	A	Oklahoma St.	70 88	170	A	Kansas	80 68		
13	A	Texas	54 83					67	H	Oklahoma St.	67 82	170	H	Kansas	83 68		
13	H	Texas	69 77					96	H	SMU	76 67	198	H	Grambling	83 47		
19	A	Oklahoma	72 87									203	H	Texas Southern	77 48		
19	H	Oklahoma	64 73									266	H	Butler	73 47		
23	A	Kansas St.	63 74									292	H	McNeese	74 70		
23	H	Kansas St.	65 68									303	H	Alcorn	95 39		
25	H	Texas A&M	67 75									329	H	Incarinate Word	88 40		
												337	H	Sam Houston St.	81 37		
LAST 12 Division I GAMES:																	
				102	A	Texas Tech	64 79					102	H	Texas Tech	76 62		
				19	H	Oklahoma	64 73					170	A	Kansas	80 68		
				62	A	West Virginia	73 77					50	A	Iowa St.	69 72		
				23	H	Kansas St.	65 68					13	H	Texas	69 77		
				67	A	Oklahoma St.	70 88					170	H	Kansas	83 68		
				4	H	Baylor	73 91					23	A	Kansas St.	63 74		

Average RPI Win:	131	WON-LOST	WINNING	LAST 10	STRENGTH OF	OPP. STRENGTH	TEAM	ADJ.	CONF.	ADJ CONF.
Average RPI Loss:	53	RECORD	PCT. RANK	GAMES	SCHEDULE	OF SCHEDULE	RPI	RPI	RPI	RPI
DIV. I ONLY	23- 6	25	7- 3	49	47	17	17	5	5	
DIV. I NON-CONF.	10- 3	54	1- 0	67	58	25	25	5	5	
TOTALS	RPI 1-25	RPI 26-50	W-L RECORDS	RPI 51-100	RPI 101-150	RPI 150+				
23- 6	1- 2	2- 2	OVERALL	5- 1	6- 0	9- 1				
11- 2	1- 1	1- 1	HOME	2- 0	2- 0	5- 0				
12- 3	0- 1	1- 1	AWAY	3- 0	4- 0	4- 1				
0- 1	0- 0	0- 0	NEUTRAL	0- 1	0- 0	0- 0				
10- 3	1- 0	1- 1	NON-CONFERENCE	2- 1	1- 0	5- 1				
5- 0	1- 0	1- 0	HOME	0- 0	0- 0	3- 0				
5- 2	0- 0	0- 1	AWAY	2- 0	1- 0	2- 1				
0- 1	0- 0	0- 0	NEUTRAL	0- 1	0- 0	0- 0				
13- 3	0- 2	1- 1	CONFERENCE	3- 0	5- 0	4- 0				
6- 2	0- 1	0- 1	HOME	2- 0	2- 0	2- 0				
7- 1	0- 1	1- 0	AWAY	1- 0	3- 0	2- 0				
0- 0	0- 0	0- 0	NEUTRAL	0- 0	0- 0	0- 0				

RPI	S	Opponent	Score	RPI	S	Opponent	Score	RPI	S	Opponent	Score	RPI	S	Opponent	Score
1	A	UConn	45 90	27	A	Harvard	62 73	57	A	Villanova	83 48	110	A	Saint Joseph's	86 70
1	H	UConn	69 97	34	A	South Fla.	77 71	63	A	Tulane	76 50	111	A	UCF	66 60
16	H	DePaul	84 74	34	H	South Fla.	51 55	63	H	Tulane	86 71	144	A	Memphis	73 67
				41	H	Quinnipiac	71 68	74	A	Penn	63 53	144	H	Memphis	66 51
								78	N	Florida	76 83	148	A	Tulsa	58 49
								96	H	SMU	66 52	148	H	Tulsa	70 43
												163	A	East Carolina	76 43
												163	H	East Carolina	78 47
												164	H	Cincinnati	88 64
												165	H	La Salle	86 70
												168	H	Fairfield	73 59
												176	A	Houston	69 57
												179	A	Hampton	65 71
												223	A	Rutgers	48 37
												271	H	Vermont	53 39
												276	A	Kennesaw St.	79 38
LAST 12 Division I GAMES:															
111	A	UCF	66 60	148	H	Tulsa	70 43								
164	H	Cincinnati	88 64	63	A	Tulane	76 50								
1	A	UConn	45 90	1	H	UConn	69 97								
34	A	South Fla.	77 71	34	H	South Fla.	51 55								
96	H	SMU	66 52	74	A	Penn	63 53								
163	A	East Carolina	76 43	144	H	Memphis	66 51								

Non-Div I Games:

Temple

## Tennessee

Through Games Of March 1, 2017

Average RPI Win:	94	WON-LOST	WINNING	LAST 10	STRENGTH OF	OPP. STRENGTH	TEAM	ADJ.	CONF.	ADJ CONF.
Average RPI Loss:	59	RECORD	PCT. RANK	GAMES	SCHEDULE	OF SCHEDULE	RPI	RPI	RPI	RPI
DIV. I ONLY	19- 10	90	7- 3	4	13	15	15	2	2	
DIV. I NON-CONF.	9- 4	85	0- 0	7	27	12	12	2	2	
TOTALS	RPI 1-25	RPI 26-50	W-L RECORDS	RPI 51-100	RPI 101-150	RPI 150+				
19- 10	6- 4	2- 1	OVERALL	2- 3	4- 2	5- 0				
13- 3	4- 3	1- 0	HOME	1- 0	3- 0	4- 0				
6- 7	2- 1	1- 1	AWAY	1- 3	1- 2	1- 0				
0- 0	0- 0	0- 0	NEUTRAL	0- 0	0- 0	0- 0				
9- 4	2- 2	1- 0	NON-CONFERENCE	0- 2	2- 0	4- 0				
7- 1	2- 1	0- 0	HOME	0- 0	2- 0	3- 0				
2- 3	0- 1	1- 0	AWAY	0- 2	0- 0	1- 0				
0- 0	0- 0	0- 0	NEUTRAL	0- 0	0- 0	0- 0				
10- 6	4- 2	1- 1	CONFERENCE	2- 1	2- 2	1- 0				
6- 2	2- 2	1- 0	HOME	1- 0	1- 0	1- 0				
4- 4	2- 0	0- 1	AWAY	1- 1	1- 2	0- 0				
0- 0	0- 0	0- 0	NEUTRAL	0- 0	0- 0	0- 0				

RPI	S	Opponent	Score
2	H	Notre Dame	71 69
3	A	South Carolina	76 74
4	H	Baylor	66 88
5	A	Mississippi St.	82 64
5	H	Mississippi St.	64 74
8	H	Stanford	59 51
13	A	Texas	67 72
14	H	Kentucky	72 65
20	H	Missouri	77 66
25	H	Texas A&M	59 61

RPI	S	Opponent	Score
37	H	LSU	77 58
38	A	Auburn	61 79
40	A	James Madison	81 69

RPI	S	Opponent	Score
71	A	Penn St.	56 70
78	A	Florida	84 75
78	H	Florida	74 70
90	A	Georgia	78 81
98	A	Virginia Tech	63 67

RPI	S	Opponent	Score
103	A	Vanderbilt	70 57
103	H	Vanderbilt	91 63
113	A	Ole Miss	62 67
114	H	Troy	110 84
130	H	Navy	85 55
131	A	Alabama	57 65
167	H	Arkansas	59 46
199	A	ETSU	83 58
214	H	Appalachian St.	92 66
222	H	UNCW	90 54
251	H	Tennessee St.	86 36

## LAST 12 Division I GAMES:

5	A	Mississippi St.	82 64
78	H	Florida	74 70
167	H	Arkansas	59 46
131	A	Alabama	57 65
25	H	Texas A&M	59 61
20	H	Missouri	77 66
90	A	Georgia	78 81
37	H	LSU	77 58
3	A	South Carolina	76 74
78	A	Florida	84 75
103	H	Vanderbilt	91 63
38	A	Auburn	61 79

Non-Div I Games:

Tennessee

■ Loss, 
 ■ Non-Conf, S Site, 
 ■ Home 
 ■ Away 
 N Neutral

## Tennessee St.

Through Games Of March 1, 2017

Average RPI Win: <b>238</b>	WON-LOST	WINNING	LAST 10	STRENGTH OF	OPP. STRENGTH	TEAM	ADJ.	CONF.	ADJ CONF.
Average RPI Loss: <b>184</b>	RECORD	PCT. RANK	GAMES	SCHEDULE	OF SCHEDULE	RPI	RPI	RPI	RPI
DIV. I ONLY	9- 16	250	3- 7	208	255	251	251	26	26
DIV. I NON-CONF.	4- 5	198	0- 0	187	111	146	146	26	26
TOTALS	RPI 1-25	RPI 26-50	W-L RECORDS	RPI 51-100	RPI 101-150	RPI 150+			
9- 16	0- 1	0- 0	OVERALL	1- 4	0- 0	8- 11			
6- 3	0- 0	0- 0	HOME	0- 1	0- 0	6- 2			
2- 12	0- 1	0- 0	AWAY	1- 3	0- 0	1- 8			
1- 1	0- 0	0- 0	NEUTRAL	0- 0	0- 0	1- 1			
4- 5	0- 1	0- 0	NON-CONFERENCE	1- 2	0- 0	3- 2			
1- 0	0- 0	0- 0	HOME	0- 0	0- 0	1- 0			
2- 4	0- 1	0- 0	AWAY	1- 2	0- 0	1- 1			
1- 1	0- 0	0- 0	NEUTRAL	0- 0	0- 0	1- 1			
5- 11	0- 0	0- 0	CONFERENCE	0- 2	0- 0	5- 9			
5- 3	0- 0	0- 0	HOME	0- 1	0- 0	5- 2			
0- 8	0- 0	0- 0	AWAY	0- 1	0- 0	0- 7			
0- 0	0- 0	0- 0	NEUTRAL	0- 0	0- 0	0- 0			

RPI 1-25				RPI 26-50				RPI 51-100				RPI 101+ Team's RPI: 251			
RPI	S	Opponent	Score	RPI	S	Opponent	Score	RPI	S	Opponent	Score	RPI	S	Opponent	Score
15	A	Tennessee	36 <b>86</b>					60	A	Belmont	71 <b>87</b>	177	N	Bethune-Cookman	69 60
								60	H	Belmont	60 <b>70</b>	185	A	Morehead St.	74 <b>87</b>
								67	A	Oklahoma St.	48 <b>86</b>	185	H	Morehead St.	69 66
								97	A	UNLV	48 <b>69</b>	190	A	Xavier	54 <b>63</b>
								99	A	Stetson	56 50	200	A	SIUE	52 <b>73</b>
												210	N	Wisconsin	70 <b>80</b>
												234	H	UT Martin	85 80
												247	A	Jacksonville St.	56 <b>69</b>
												247	H	Jacksonville St.	64 51
												253	A	Austin Peay	63 <b>79</b>
												265	A	Murray St.	72 <b>80</b>
												268	H	Southeast Mo. St.	67 <b>75</b>
												273	A	Tennessee Tech	59 <b>64</b>
												273	H	Tennessee Tech	59 <b>72</b>
												286	A	Eastern Ky.	62 <b>66</b>
												286	H	Eastern Ky.	78 64
												296	A	Lipscomb	77 71
												297	H	Eastern Ill.	69 58
												321	H	Arkansas St.	76 66
LAST 12 Division I GAMES:															
60	A	Belmont	71 <b>87</b>	297	H	Eastern Ill.	69 58								
286	H	Eastern Ky.	78 64	60	H	Belmont	60 <b>70</b>								
185	A	Morehead St.	74 <b>87</b>	200	A	SIUE	52 <b>73</b>								
247	A	Jacksonville St.	56 <b>69</b>	247	H	Jacksonville St.	64 51								
273	H	Tennessee Tech	59 <b>72</b>	273	A	Tennessee Tech	59 <b>64</b>								
253	A	Austin Peay	63 <b>79</b>	286	A	Eastern Ky.	62 <b>66</b>								

Non-Div I Games: Fisk 97 41

Tennessee St.

■ Loss, 
■ Non-Conf, 
■ S Site, 
■ H Home 
■ A Away 
N Neutral



## Tennessee Tech

Through Games Of March 1, 2017

Average RPI Win:	270	WON-LOST	WINNING	LAST 10	STRENGTH OF	OPP. STRENGTH	TEAM	ADJ.	CONF.	ADJ CONF.
Average RPI Loss:	178	RECORD	PCT. RANK	GAMES	SCHEDULE	OF SCHEDULE	RPI	RPI	RPI	RPI
DIV. I ONLY	9- 19	264	3- 7	199	289	273	273	26	26	
DIV. I NON-CONF.	2- 10	305	0- 0	202	276	308	308	26	26	
TOTALS	RPI 1-25	RPI 26-50	W-L RECORDS	RPI 51-100	RPI 101-150	RPI 150+				
9- 19	0- 0	0- 0	OVERALL	0- 4	0- 3	9- 12				
6- 7	0- 0	0- 0	HOME	0- 2	0- 1	6- 4				
3- 12	0- 0	0- 0	AWAY	0- 2	0- 2	3- 8				
0- 0	0- 0	0- 0	NEUTRAL	0- 0	0- 0	0- 0				
2- 10	0- 0	0- 0	NON-CONFERENCE	0- 2	0- 3	2- 5				
1- 4	0- 0	0- 0	HOME	0- 1	0- 1	1- 2				
1- 6	0- 0	0- 0	AWAY	0- 1	0- 2	1- 3				
0- 0	0- 0	0- 0	NEUTRAL	0- 0	0- 0	0- 0				
7- 9	0- 0	0- 0	CONFERENCE	0- 2	0- 0	7- 7				
5- 3	0- 0	0- 0	HOME	0- 1	0- 0	5- 2				
2- 6	0- 0	0- 0	AWAY	0- 1	0- 0	2- 5				
0- 0	0- 0	0- 0	NEUTRAL	0- 0	0- 0	0- 0				

RPI 1-25				RPI 26-50				RPI 51-100				RPI 101+				Team's RPI: 273	
RPI	S	Opponent	Score	RPI	S	Opponent	Score	RPI	S	Opponent	Score	RPI	S	Opponent	Score		
								59	A	IUPUI	63	77	103	A	Vanderbilt	57	89
								60	A	Belmont	75	89	123	A	Radford	46	79
								60	H	Belmont	66	85	134	H	Wright St.	54	65
								75	H	Middle Tenn.	62	73	164	A	Cincinnati	38	60
													185	A	Morehead St.	65	79
													185	H	Morehead St.	52	81
													199	H	ETSU	76	82
													200	A	SIUE	49	60
													212	H	UNCG	59	65
													234	H	UT Martin	81	71
													235	A	UNC Asheville	65	77
													247	A	Jacksonville St.	44	57
													247	H	Jacksonville St.	56	54
													251	A	Tennessee St.	72	59
													251	H	Tennessee St.	64	59
													253	H	Austin Peay	84	87
													265	H	Murray St.	72	54
													268	A	Southeast Mo. St.	74	63
													285	H	Northern Ky.	55	40
													286	A	Eastern Ky.	65	78
													286	H	Eastern Ky.	53	51
													296	A	Lipscomb	69	71
													297	A	Eastern Ill.	46	54
													342	A	Winthrop	73	50
LAST 12 Division I GAMES:																	
				286	A	Eastern Ky.	65	78		234	H	UT Martin	81	71			
				185	H	Morehead St.	52	81		286	H	Eastern Ky.	53	51			
				247	A	Jacksonville St.	44	57		185	A	Morehead St.	65	79			
				60	H	Belmont	66	85		60	A	Belmont	75	89			
				251	A	Tennessee St.	72	59		251	H	Tennessee St.	64	59			
				297	A	Eastern Ill.	46	54		247	H	Jacksonville St.	56	54			

Non-Div I Games: Tenn. Wesleyan 54 41

Tennessee Tech

■ Loss, 
 ■ Non-Conf, 
 ■ S Site, 
 ■ H Home 
 ■ A Away 
 N Neutral

Through Games of March 17, 1917

Average RPI Win: 115	WON-LOST	WINNING	LAST 10	STRENGTH OF	OPP. STRENGTH	TEAM	ADJ.	CONF.	ADJ CONF.
Average RPI Loss: 13	RECORD	PCT. RANK	GAMES	SCHEDULE	OF SCHEDULE	RPI	RPI	RPI	RPI
DIV. I ONLY	22- 7	36	7- 3	5	4	13	13	4	4
DIV. I NON-CONF.	7- 4	114	1- 0	8	12	35	35	3	3
TOTALS	RPI 1-25	RPI 26-50	W-L RECORDS	RPI 51-100	RPI 101-150	RPI 150+			
22- 7	6- 6	1- 1	OVERALL	4- 0	4- 0	7- 0			
13- 3	3- 2	0- 1	HOME	2- 0	2- 0	6- 0			
9- 3	3- 3	1- 0	AWAY	2- 0	2- 0	1- 0			
0- 1	0- 1	0- 0	NEUTRAL	0- 0	0- 0	0- 0			
7- 4	2- 4	0- 0	NON-CONFERENCE	0- 0	0- 0	5- 0			
6- 1	1- 1	0- 0	HOME	0- 0	0- 0	5- 0			
1- 2	1- 2	0- 0	AWAY	0- 0	0- 0	0- 0			
0- 1	0- 1	0- 0	NEUTRAL	0- 0	0- 0	0- 0			
15- 3	4- 2	1- 1	CONFERENCE	4- 0	4- 0	2- 0			
7- 2	2- 1	0- 1	HOME	2- 0	2- 0	1- 0			
8- 1	2- 1	1- 0	AWAY	2- 0	2- 0	1- 0			
0- 0	0- 0	0- 0	NEUTRAL	0- 0	0- 0	0- 0			

RPI	S	Opponent	Score	RPI	S	Opponent	Score	RPI	S	Opponent	Score	RPI	S	Opponent	Score
1	N	UConn	54 72	50	A	Iowa St.	75 68	62	A	West Virginia	73 63	102	A	Texas Tech	77 57
3	H	South Carolina	67 76	50	H	Iowa St.	66 70	62	H	West Virginia	69 54	102	H	Texas Tech	67 47
4	A	Baylor	85 79					67	A	Oklahoma St.	85 71	149	A	TCU	77 69
4	H	Baylor	67 70					67	H	Oklahoma St.	66 35	149	H	TCU	83 54
5	A	Mississippi St.	68 79									170	A	Kansas	66 54
8	A	Stanford	59 71									170	H	Kansas	75 42
11	A	Florida St.	92 88									194	H	UTSA	76 43
15	H	Tennessee	72 67									211	H	New Orleans	80 48
19	A	Oklahoma	73 74									224	H	UTRGV	85 61
19	H	Oklahoma	86 68									307	H	Northwestern St.	86 39
23	A	Kansas St.	69 61									341	H	Houston Baptist	98 46
23	H	Kansas St.	63 58												
LAST 12 Division I GAMES:															
23	A	Kansas St.	69 61	4	A	Baylor	85 79								
50	H	Iowa St.	66 70	23	H	Kansas St.	63 58								
4	H	Baylor	67 70	67	A	Oklahoma St.	85 71								
19	A	Oklahoma	73 74	62	H	West Virginia	69 54								
11	A	Florida St.	92 88	149	A	TCU	77 69								
170	H	Kansas	75 42	102	A	Texas Tech	77 57								

Non-Div I Games:

Texas

Average RPI Win: 110		WON-LOST	WINNING	LAST 10	STRENGTH OF	OPP. STRENGTH	TEAM	ADJ.	CONF.	ADJ CONF.
Average RPI Loss: 49		RECORD	PCT. RANK	GAMES	SCHEDULE	OF SCHEDULE	RPI	RPI	RPI	RPI
DIV. I ONLY		19- 10	90	5- 5	11	33	25	25	2	2
DIV. I NON-CONF.		10- 3	54	0- 0	37	94	38	38	2	2
TOTALS		RPI 1-25	RPI 26-50	W-L RECORDS	RPI 51-100	RPI 101-150	RPI 150+			
19- 10	2- 4		4- 2	OVERALL	3- 3	6- 1	4- 0			
12- 3	0- 2		2- 0	HOME	2- 1	5- 0	3- 0			
5- 6	2- 2		1- 1	AWAY	1- 2	1- 1	0- 0			
2- 1	0- 0		1- 1	NEUTRAL	0- 0	0- 0	1- 0			
10- 3	0- 0		2- 1	NON-CONFERENCE	1- 2	4- 0	3- 0			
6- 1	0- 0		0- 0	HOME	1- 1	3- 0	2- 0			
2- 1	0- 0		1- 0	AWAY	0- 1	1- 0	0- 0			
2- 1	0- 0		1- 1	NEUTRAL	0- 0	0- 0	1- 0			
9- 7	2- 4		2- 1	CONFERENCE	2- 1	2- 1	1- 0			
6- 2	0- 2		2- 0	HOME	1- 0	2- 0	1- 0			
3- 5	2- 2		0- 1	AWAY	1- 1	0- 1	0- 0			
0- 0	0- 0		0- 0	NEUTRAL	0- 0	0- 0	0- 0			

RPI	S	Opponent	Score
3	H	South Carolina	64 80
5	A	Mississippi St.	61 71
5	H	Mississippi St.	67 72
14	A	Kentucky	77 68
15	A	Tennessee	61 59
20	A	Missouri	76 78

RPI	S	Opponent	Score
30	N	Syracuse	105 84
37	A	LSU	63 67
37	H	LSU	54 52
38	H	Auburn	66 61
44	N	Dayton	57 74
49	A	Little Rock	55 37

RPI	S	Opponent	Score
78	A	Florida	67 59
78	H	Florida	84 76
81	H	Southern California	62 66
90	A	Georgia	59 69
93	H	SFA	63 48
96	A	SMU	53 54

RPI	S	Opponent	Score
102	H	Texas Tech	98 90
103	H	Vanderbilt	77 72
104	H	Abilene Christian	71 45
106	H	Central Ark.	74 49
113	A	Ole Miss	49 62
131	H	Alabama	69 48
149	A	TCU	75 67
167	H	Arkansas	90 65
226	N	Southern U.	81 58
283	H	Prairie View	90 62
290	H	A&M-Corpus Christi	84 55

LAST 12 Division I GAMES:			
113	A	Ole Miss	49 62
3	H	South Carolina	64 80
5	H	Mississippi St.	67 72
37	A	LSU	63 67
15	A	Tennessee	61 59
131	H	Alabama	69 48
38	H	Auburn	66 61
78	H	Florida	84 76
5	A	Mississippi St.	61 71
37	H	LSU	54 52
20	A	Missouri	76 78
78	A	Florida	67 59

Non-Div I Games:

Texas A&amp;M

Loss, Non-Conf, S Site, H Home A Away N Neutral

Through Games of March 17, 1917				Through Games of March 17, 1917						
Average RPI Win: 278		WON-LOST	WINNING	LAST 10	STRENGTH OF	OPP. STRENGTH	TEAM	ADJ.	CONF.	ADJ CONF.
Average RPI Loss: 220		RECORD	PCT. RANK	GAMES	SCHEDULE	OF SCHEDULE	RPI	RPI	RPI	RPI
DIV. I ONLY		17- 9	100	7- 3	349	319	203	203	30	30
DIV. I NON-CONF.		5- 5	165	0- 0	333	228	204	204	30	30
TOTALS		RPI 1-25	RPI 26-50	W-L RECORDS	RPI 51-100	RPI 101-150	RPI 150+			
17- 9	0- 0		0- 0	OVERALL	0- 1	1- 1	16- 7			
6- 2	0- 0		0- 0	HOME	0- 0	0- 0	6- 2			
10- 7	0- 0		0- 0	AWAY	0- 1	1- 1	9- 5			
1- 0	0- 0		0- 0	NEUTRAL	0- 0	0- 0	1- 0			
5- 5	0- 0		0- 0	NON-CONFERENCE	0- 1	1- 1	4- 3			
0- 1	0- 0		0- 0	HOME	0- 0	0- 0	0- 1			
4- 4	0- 0		0- 0	AWAY	0- 1	1- 1	3- 2			
1- 0	0- 0		0- 0	NEUTRAL	0- 0	0- 0	1- 0			
12- 4	0- 0		0- 0	CONFERENCE	0- 0	0- 0	12- 4			
6- 1	0- 0		0- 0	HOME	0- 0	0- 0	6- 1			
6- 3	0- 0		0- 0	AWAY	0- 0	0- 0	6- 3			
0- 0	0- 0		0- 0	NEUTRAL	0- 0	0- 0	0- 0			

[illegible]

Non-Div I Games:	P.R.-Bayamon	64	58
------------------	--------------	----	----

Texas Southern

Loss, Non-Conf, S Site, H Home A Away N Neutral

Average RPI Win:	225	WON-LOST	WINNING	LAST 10	STRENGTH OF	OPP. STRENGTH	TEAM	ADJ.	CONF.	ADJ CONF.
Average RPI Loss:	169	RECORD	PCT. RANK	GAMES	SCHEDULE	OF SCHEDULE	RPI	RPI	RPI	RPI
DIV. I ONLY	16- 10	111	8- 2	240	239	147	147	21	21	
DIV. I NON-CONF.	5- 5	165	0- 0	258	270	195	195	19	19	
TOTALS	RPI 1-25	RPI 26-50	W-L RECORDS	RPI 51-100	RPI 101-150	RPI 150+				
16- 10	0- 1	1- 0	OVERALL	1- 2	1- 1	13- 6				
10- 3	0- 0	1- 0	HOME	0- 1	1- 0	8- 2				
6- 7	0- 1	0- 0	AWAY	1- 1	0- 1	5- 4				
0- 0	0- 0	0- 0	NEUTRAL	0- 0	0- 0	0- 0				
5- 5	0- 1	0- 0	NON-CONFERENCE	0- 1	0- 0	5- 3				
3- 1	0- 0	0- 0	HOME	0- 0	0- 0	3- 1				
2- 4	0- 1	0- 0	AWAY	0- 1	0- 0	2- 2				
0- 0	0- 0	0- 0	NEUTRAL	0- 0	0- 0	0- 0				
11- 5	0- 0	1- 0	CONFERENCE	1- 1	1- 1	8- 3				
7- 2	0- 0	1- 0	HOME	0- 1	1- 0	5- 1				
4- 3	0- 0	0- 0	AWAY	1- 0	0- 1	3- 2				
0- 0	0- 0	0- 0	NEUTRAL	0- 0	0- 0	0- 0				

RPI 1-25				RPI 26-50				RPI 51-100				RPI 101+ Team's RPI: 147			
RPI	S	Opponent	Score	RPI	S	Opponent	Score	RPI	S	Opponent	Score	RPI	S	Opponent	Score
4	A	Baylor	24 90	49	H	Little Rock	64 47	94	A	UT Arlington	75 69	114	A	Troy	54 65
								94	H	UT Arlington	39 61	114	H	Troy	74 72
								96	A	SMU	56 64	157	H	Louisiana	62 40
												176	A	Houston	61 56
												181	A	North Texas	59 58
												194	A	UTSA	47 72
												203	H	Texas Southern	53 66
												214	A	Appalachian St.	53 37
												214	H	Appalachian St.	64 66
												227	A	Ga. Southern	69 71
												242	A	South Ala.	57 44
												242	H	South Ala.	55 39
												257	A	Coastal Caro.	48 64
												257	H	Coastal Caro.	83 62
												258	A	Georgia St.	62 51
												283	A	Prairie View	60 64
												290	H	A&M-Corpus Christi	57 50
												321	H	Arkansas St.	63 43
												329	H	Incarnate Word	67 50
												335	H	La.-Monroe	63 50
												337	H	Sam Houston St.	69 46
LAST 12 Division I GAMES:															
114	H	Troy	74 72	94	A	UT Arlington	75 69	257	A	Coastal Caro.	48 64				
242	H	South Ala.	55 39	214	A	Appalachian St.	53 37	157	H	Louisiana	62 40				
227	A	Ga. Southern	69 71	335	H	La.-Monroe	63 50	242	A	South Ala.	57 44				
258	A	Georgia St.	62 51												
49	H	Little Rock	64 47												
321	H	Arkansas St.	63 43												

Non-Div I Games: St. Edward's 51 65

Texas St.

Loss, Non-Conf, S Site, H Home A Away N Neutral

Average RPI Win:	141	WON-LOST	WINNING	LAST 10	STRENGTH OF	OPP. STRENGTH	TEAM	ADJ.	CONF.	ADJ CONF.
Average RPI Loss:	52	RECORD	PCT. RANK	GAMES	SCHEDULE	OF SCHEDULE	RPI	RPI	RPI	RPI
DIV. I ONLY	13- 16	202	2- 8	17	26	102	102	4	4	
DIV. I NON-CONF.	8- 3	67	0- 0	38	130	39	39	3	3	
TOTALS	RPI 1-25	RPI 26-50	W-L RECORDS	RPI 51-100	RPI 101-150	RPI 150+				
13- 16	0- 10	1- 1	OVERALL	3- 2	5- 1	4- 2				
12- 4	0- 4	1- 0	HOME	3- 0	4- 0	4- 0				
0- 12	0- 6	0- 1	AWAY	0- 2	0- 1	0- 2				
1- 0	0- 0	0- 0	NEUTRAL	0- 0	1- 0	0- 0				
8- 3	0- 2	0- 0	NON-CONFERENCE	1- 0	4- 0	3- 1				
7- 0	0- 0	0- 0	HOME	1- 0	3- 0	3- 0				
0- 3	0- 2	0- 0	AWAY	0- 0	0- 0	0- 1				
1- 0	0- 0	0- 0	NEUTRAL	0- 0	1- 0	0- 0				
5- 13	0- 8	1- 1	CONFERENCE	2- 2	1- 1	1- 1				
5- 4	0- 4	1- 0	HOME	2- 0	1- 0	1- 0				
0- 9	0- 4	0- 1	AWAY	0- 2	0- 1	0- 1				
0- 0	0- 0	0- 0	NEUTRAL	0- 0	0- 0	0- 0				

RPI	S	Opponent	Score	RPI	S	Opponent	Score	RPI	S	Opponent	Score	RPI	S	Opponent	Score	Team's RPI: 102
4	A	Baylor	48 86	50	A	Iowa St.	68 79	62	A	West Virginia	79 89	106	H	Central Ark.	79 45	
4	H	Baylor	61 79	50	H	Iowa St.	75 66	62	H	West Virginia	75 66	109	H	North Dakota	90 80	
13	A	Texas	47 67					67	A	Oklahoma St.	62 75	119	N	Fordham	59 50	
13	H	Texas	57 77					67	H	Oklahoma St.	70 65	142	H	New Mexico	69 58	
18	A	Miami (FL)	56 74					94	H	UT Arlington	79 60	149	A	TCU	62 76	
19	A	Oklahoma	45 66									149	H	TCU	79 64	
19	H	Oklahoma	56 64									167	A	Arkansas	60 66	
23	A	Kansas St.	54 68									170	A	Kansas	60 66	
23	H	Kansas St.	53 65									170	H	Kansas	75 60	
25	A	Texas A&M	90 98									176	H	Houston	84 60	
												283	H	Prairie View	85 43	
												303	H	Alcorn	90 37	
LAST 12 Division I GAMES:																
149	H	TCU	79 64	149	A	TCU	62 76									
4	A	Baylor	48 86	4	H	Baylor	61 79									
67	A	Oklahoma St.	62 75	23	H	Kansas St.	53 65									
170	H	Kansas	75 60	170	A	Kansas	60 66									
50	A	Iowa St.	68 79	62	A	West Virginia	79 89									
19	H	Oklahoma	56 64	13	H	Texas	57 77									

Non-Div I Games:

Texas Tech

■ Loss, 
■ Non-Conf, 
■ S Site, 
■ H Home 
■ A Away 
N Neutral

RPI 1-25				RPI 26-50				RPI 51-100				Team's RPI: 69	RPI 101+			
RPI	S	Opponent	Score	RPI	S	Opponent	Score	RPI	S	Opponent	Score		RPI	S	Opponent	Score
2	H	Notre Dame	68 85	35	A	Central Mich.	61 72	53	A	Ohio	55 61		101	A	Kent St.	60 70
10	N	UCLA	73 75	35	H	Central Mich.	74 72	53	H	Ohio	55 64		115	H	Ball St.	45 51
				44	A	Dayton	76 72	86	A	Northern Ill.	79 75		160	H	Detroit Mercy	72 66
								86	H	Northern Ill.	73 77		179	A	Cleveland St.	92 59
								92	A	Buffalo	73 64		184	A	Western Mich.	72 66
								92	H	Buffalo	85 63		184	H	Western Mich.	75 67
													237	H	Miami (OH)	64 50
													239	H	Bowling Green	74 59
													240	H	St. Bonaventure	74 50
													241	A	Akron	61 57
													275	N	Davidson	76 41
													289	A	Eastern Mich.	66 49
													289	H	Eastern Mich.	65 57
													290	A	A&M-Corpus Christi	76 60
													300	H	Rhode Island	65 50
													323	H	Ill.-Chicago	79 51
LAST 12 Division I GAMES:																
				86	A	Northern Ill.	79 75	184	A	Western Mich.	72 66					
				184	H	Western Mich.	75 67	53	A	Ohio	55 61					
				289	H	Eastern Mich.	65 57	92	H	Buffalo	85 63					
				35	A	Central Mich.	61 72	35	H	Central Mich.	74 72					
				241	A	Akron	61 57	101	A	Kent St.	60 70					
				239	H	Bowling Green	74 59	53	H	Ohio	55 64					

## Toledo

Page 303

Average RPI Win: <b>197</b>	WON-LOST	WINNING	LAST 10	STRENGTH OF	OPP. STRENGTH	TEAM	ADJ.	CONF.	ADJ CONF.
Average RPI Loss: <b>131</b>	RECORD	PCT. RANK	GAMES	SCHEDULE	OF SCHEDULE	RPI	RPI	RPI	RPI
DIV. I ONLY	<b>12- 17</b>	<b>219</b>	<b>1- 9</b>	<b>140</b>	<b>130</b>	<b>204</b>	<b>204</b>	<b>9</b>	<b>9</b>
DIV. I NON-CONF.	<b>7- 4</b>	<b>114</b>	<b>0- 0</b>	<b>226</b>	<b>313</b>	<b>173</b>	<b>173</b>	<b>8</b>	<b>8</b>
TOTALS	RPI 1-25	RPI 26-50	W-L RECORDS	RPI 51-100	RPI 101-150	RPI 150+			
12- 17	0- 1	2- 2	OVERALL	0- 3	2- 4	8- 7			
8- 8	0- 0	1- 1	HOME	0- 2	2- 2	5- 3			
4- 9	0- 1	1- 1	AWAY	0- 1	0- 2	3- 4			
0- 0	0- 0	0- 0	NEUTRAL	0- 0	0- 0	0- 0			
7- 4	0- 1	0- 0	NON-CONFERENCE	0- 1	1- 1	6- 1			
5- 2	0- 0	0- 0	HOME	0- 1	1- 1	4- 0			
2- 2	0- 1	0- 0	AWAY	0- 0	0- 0	2- 1			
0- 0	0- 0	0- 0	NEUTRAL	0- 0	0- 0	0- 0			
5- 13	0- 0	2- 2	CONFERENCE	0- 2	1- 3	2- 6			
3- 6	0- 0	1- 1	HOME	0- 1	1- 1	1- 3			
2- 7	0- 0	1- 1	AWAY	0- 1	0- 2	1- 3			
0- 0	0- 0	0- 0	NEUTRAL	0- 0	0- 0	0- 0			

RPI 1-25				RPI 26-50				RPI 51-100				RPI 101+ Team's RPI: 204			
RPI	S	Opponent	Score	RPI	S	Opponent	Score	RPI	S	Opponent	Score	RPI	S	Opponent	Score
21	A	Maryland	63 <b>97</b>	26	A	Elon	55 <b>83</b>	64	H	Georgetown	59 <b>75</b>	118	H	Cornell	68 63
				26	H	Elon	65 <b>67</b>	82	A	Drexel	48 <b>58</b>	120	H	Rider	75 <b>79</b>
				40	A	James Madison	60 55	82	H	Drexel	65 <b>80</b>	129	A	William & Mary	55 <b>68</b>
				40	H	James Madison	54 51					129	H	William & Mary	64 60
												132	A	Delaware	59 <b>75</b>
												132	H	Delaware	67 <b>73</b>
												154	A	Northeastern	64 <b>72</b>
												154	H	Northeastern	51 <b>63</b>
												189	A	Hofstra	59 56
												189	H	Hofstra	61 <b>70</b>
												193	H	George Mason	79 75
												205	A	UMBC	59 48
												206	A	Col. of Charleston	54 <b>59</b>
												206	H	Col. of Charleston	61 59
												222	A	UNCW	56 <b>59</b>
												222	H	UNCW	42 <b>48</b>
												274	A	Colgate	71 <b>76</b>
												278	H	Norfolk St.	61 58
												282	H	Coppin St.	69 65
												343	A	Wagner	69 40
												344	H	UMass Lowell	90 56
LAST 12 Division I GAMES:															
132	A	Delaware	59 <b>75</b>	222	H	UNCW	42 <b>48</b>								
26	H	Elon	65 <b>67</b>	206	A	Col. of Charleston	54 <b>59</b>								
189	A	Hofstra	59 56	26	A	Elon	55 <b>83</b>								
154	H	Northeastern	51 <b>63</b>	132	H	Delaware	67 <b>73</b>								
82	H	Drexel	65 <b>80</b>	222	A	UNCW	56 <b>59</b>								
129	A	William & Mary	55 <b>68</b>	40	A	James Madison	60 55								

Non-Div I Games:

Towson



Average RPI Win: <b>220</b>	WON-LOST	WINNING	LAST 10	STRENGTH OF	OPP. STRENGTH	TEAM	ADJ.	CONF.	ADJ CONF.
Average RPI Loss: <b>115</b>	RECORD	PCT. RANK	GAMES	SCHEDULE	OF SCHEDULE	RPI	RPI	RPI	RPI
DIV. I ONLY	16- 9	103	6- 4	182	169	114	114	21	21
DIV. I NON-CONF.	5- 4	143	0- 0	146	45	104	104	19	19
TOTALS	RPI 1-25	RPI 26-50	W-L RECORDS	RPI 51-100	RPI 101-150	RPI 150+			
16- 9	0- 1	0- 2	OVERALL	3- 2	1- 1	12- 3			
8- 2	0- 0	0- 0	HOME	2- 0	1- 0	5- 2			
6- 7	0- 0	0- 0	AWAY	0- 0	0- 0	6- 0			
2- 0	0- 0	0- 0	NEUTRAL	1- 0	0- 0	1- 0			
5- 4	0- 1	0- 1	NON-CONFERENCE	2- 1	0- 0	3- 1			
2- 1	0- 0	0- 0	HOME	1- 0	0- 0	1- 1			
1- 3	0- 1	0- 1	AWAY	0- 1	0- 0	1- 0			
2- 0	0- 0	0- 0	NEUTRAL	1- 0	0- 0	1- 0			
11- 5	0- 0	0- 1	CONFERENCE	1- 1	1- 1	9- 2			
6- 1	0- 0	0- 0	HOME	1- 0	1- 0	4- 1			
5- 4	0- 0	0- 1	AWAY	0- 1	0- 1	5- 1			
0- 0	0- 0	0- 0	NEUTRAL	0- 0	0- 0	0- 0			

RPI 1-25				RPI 26-50				RPI 51-100				RPI 101+ Team's RPI: 114			
RPI	S	Opponent	Score	RPI	S	Opponent	Score	RPI	S	Opponent	Score	RPI	S	Opponent	Score
15	A	Tennessee	84 <b>110</b>	38	A	Auburn	52 <b>61</b>	57	N	Villanova	93 85	147	A	Texas St.	72 <b>74</b>
				49	A	Little Rock	74 <b>77</b>	60	H	Belmont	91 74	147	H	Texas St.	65 54
								94	A	UT Arlington	72 <b>78</b>	157	A	Louisiana	72 <b>80</b>
								94	H	UT Arlington	85 68	182	H	UAB	77 <b>81</b>
								95	A	Jacksonville	70 <b>77</b>	214	H	Appalachian St.	86 77
												216	H	Alabama St.	95 66
												227	A	Ga. Southern	89 86
												227	H	Ga. Southern	77 67
												242	A	South Ala.	73 57
												242	H	South Ala.	75 71
												257	H	Coastal Caro.	78 66
												258	A	Georgia St.	87 69
												258	H	Georgia St.	65 <b>68</b>
												295	A	Nicholls St.	100 75
												320	N	Loyola Chicago	91 67
												321	A	Arkansas St.	83 75
												335	A	La.-Monroe	94 67
LAST 12 Division I GAMES:															
147	A	Texas St.	72 <b>74</b>	242	H	South Ala.	75 71								
94	A	UT Arlington	72 <b>78</b>	258	H	Georgia St.	65 <b>68</b>								
257	H	Coastal Caro.	78 66	227	H	Ga. Southern	77 67								
214	H	Appalachian St.	86 77	321	A	Arkansas St.	83 75								
157	A	Louisiana	72 <b>80</b>	49	A	Little Rock	74 <b>77</b>								
335	A	La.-Monroe	94 67	94	H	UT Arlington	85 68								

Non-Div I Games: Armstrong St. 118 72 Thomas (GA) 110 55

Troy

## Tulane

Through Games Of March 1, 2017

Average RPI Win:	158	WON-LOST	WINNING	LAST 10	STRENGTH OF	OPP. STRENGTH	TEAM	ADJ.	CONF.	ADJ CONF.
Average RPI Loss:	56	RECORD	PCT. RANK	GAMES	SCHEDULE	OF SCHEDULE	RPI	RPI	RPI	RPI
DIV. I ONLY	16- 13	143	4- 6	32	55	63	63	5	5	
DIV. I NON-CONF.	9- 4	85	0- 0	61	49	46	46	5	5	
TOTALS	RPI 1-25	RPI 26-50	W-L RECORDS	RPI 51-100	RPI 101-150	RPI 150+				
16- 13	0- 5	2- 3	OVERALL	1- 1	4- 4	9- 0				
10- 5	0- 2	2- 1	HOME	0- 0	4- 2	4- 0				
5- 7	0- 2	0- 2	AWAY	1- 1	0- 2	4- 0				
1- 1	0- 1	0- 0	NEUTRAL	0- 0	0- 0	1- 0				
9- 4	0- 1	2- 1	NON-CONFERENCE	0- 1	3- 1	4- 0				
7- 0	0- 0	2- 0	HOME	0- 0	3- 0	2- 0				
1- 3	0- 0	0- 1	AWAY	0- 1	0- 1	1- 0				
1- 1	0- 1	0- 0	NEUTRAL	0- 0	0- 0	1- 0				
7- 9	0- 4	0- 2	CONFERENCE	1- 0	1- 3	5- 0				
3- 5	0- 2	0- 1	HOME	0- 0	1- 2	2- 0				
4- 4	0- 2	0- 1	AWAY	1- 0	0- 1	3- 0				
0- 0	0- 0	0- 0	NEUTRAL	0- 0	0- 0	0- 0				

RPI	S	Opponent	Score	RPI	S	Opponent	Score	RPI	S	Opponent	Score	RPI	S	Opponent	Score
1	A	UConn	56 100	33	H	North Carolina St.	63 58	75	A	Middle Tenn.	59 62	103	A	Vanderbilt	63 74
1	H	UConn	60 63	34	A	South Fla.	56 66	96	A	SMU	71 59	111	H	UCF	51 56
5	N	Mississippi St.	49 66	34	H	South Fla.	53 62					127	H	Southern Miss.	86 67
17	A	Temple	71 86	37	A	LSU	51 69					137	H	Eastern Wash.	63 51
17	H	Temple	50 76	38	H	Auburn	61 59					138	H	Maine	77 62
Team's RPI: 63															
LAST 12 Division I GAMES:															
144	A	Memphis	56 57	17	H	Temple	50 76	148	H	Tulsa	70 65	163	A	East Carolina	61 45
111	H	UCF	51 56	176	A	Houston	57 49	164	A	Cincinnati	74 68	164	H	Cincinnati	62 51
1	H	UConn	60 63	164	A	Cincinnati	74 68	176	A	Houston	57 49	176	H	Houston	82 56
164	H	Cincinnati	62 51	148	H	Tulsa	70 65	194	A	UTSA	75 66	198	H	Grambling	79 56
34	A	South Fla.	56 66	1	A	UConn	56 100	289	N	Eastern Mich.	62 50	292	H	McNeese	82 65
144	H	Memphis	52 55	176	H	Houston	82 56								

Non-Div I Games:

Tulane

■ Loss, 
 ■ Non-Conf, 
 ■ S Site, 
 ■ H Home 
 ■ A Away 
 N Neutral

Average RPI Win:	158	WON-LOST	WINNING	LAST 10	STRENGTH OF	OPP. STRENGTH	TEAM	ADJ.	CONF.	ADJ CONF.
Average RPI Loss:	91	RECORD	PCT. RANK	GAMES	SCHEDULE	OF SCHEDULE	RPI	RPI	RPI	RPI
DIV. I ONLY	9- 20	273	3- 7	35	69	148	148	5	5	
DIV. I NON-CONF.	4- 9	248	0- 0	102	121	197	197	5	5	
TOTALS	RPI 1-25	RPI 26-50	W-L RECORDS	RPI 51-100	RPI 101-150	RPI 150+				
9- 20	0- 6	0- 3	OVERALL	1- 4	4- 1	4- 6				
5- 8	0- 2	0- 2	HOME	1- 1	2- 1	2- 2				
4- 11	0- 4	0- 1	AWAY	0- 2	2- 0	2- 4				
0- 1	0- 0	0- 0	NEUTRAL	0- 1	0- 0	0- 0				
4- 9	0- 2	0- 1	NON-CONFERENCE	0- 2	2- 0	2- 4				
2- 3	0- 0	0- 1	HOME	0- 1	1- 0	1- 1				
2- 5	0- 2	0- 0	AWAY	0- 0	1- 0	1- 3				
0- 1	0- 0	0- 0	NEUTRAL	0- 1	0- 0	0- 0				
5- 11	0- 4	0- 2	CONFERENCE	1- 2	2- 1	2- 2				
3- 5	0- 2	0- 1	HOME	1- 0	1- 1	1- 1				
2- 6	0- 2	0- 1	AWAY	0- 2	1- 0	1- 1				
0- 0	0- 0	0- 0	NEUTRAL	0- 0	0- 0	0- 0				

RPI	S	Opponent	Score	RPI	S	Opponent	Score	RPI	S	Opponent	Score	RPI	S	Opponent	Score	Team's RPI: 148
1	A	UConn	50 96	34	A	South Fla.	68 84	61	H	South Dakota	68 71	105	H	Saint Louis	70 64	
1	H	UConn	58 98	34	H	South Fla.	64 90	63	A	Tulane	65 70	111	A	UCF	73 62	
17	A	Temple	43 70	49	H	Little Rock	58 63	85	N	BYU	56 71	111	H	UCF	58 62	
17	H	Temple	49 58					96	A	SMU	41 62	142	A	New Mexico	67 64	
19	A	Oklahoma	68 85					96	H	SMU	66 59	144	H	Memphis	57 52	
23	A	Kansas St.	62 82									151	A	Oral Roberts	68 76	
												163	H	East Carolina	100 92	
												164	A	Cincinnati	78 61	
												167	H	Arkansas	50 57	
												176	A	Houston	66 71	
												176	H	Houston	62 65	
												181	H	North Texas	63 58	
												213	A	Indiana St.	68 72	
												315	A	UMKC	80 70	
												321	A	Arkansas St.	80 83	
LAST 12 Division I GAMES:																
164	A	Cincinnati	78 61	1	A	UConn	50 96									
34	H	South Fla.	64 90	163	H	East Carolina	100 92									
96	A	SMU	41 62	96	H	SMU	66 59									
176	H	Houston	62 65	63	A	Tulane	65 70									
111	H	UCF	58 62	111	A	UCF	73 62									
17	A	Temple	43 70	1	H	UConn	58 98									

Non-Div I Games:

Tulsa

■ Loss, 
■ Non-Conf, 
■ S Site, 
■ H Home 
■ A Away 
N Neutral

Average RPI Win:	241	WON-LOST	WINNING	LAST 10	STRENGTH OF	OPP. STRENGTH	TEAM	ADJ.	CONF.	ADJ CONF.
Average RPI Loss:	113	RECORD	PCT. RANK	GAMES	SCHEDULE	OF SCHEDULE	RPI	RPI	RPI	RPI
DIV. I ONLY	12- 14	199	4- 6	119	156	182	182	14	14	
DIV. I NON-CONF.	6- 4	127	0- 0	113	210	110	110	16	16	
TOTALS	RPI 1-25	RPI 26-50	W-L RECORDS	RPI 51-100	RPI 101-150	RPI 150+				
12- 14	0- 2	0- 2	OVERALL	0- 3	2- 3	10- 4				
8- 6	0- 1	0- 1	HOME	0- 2	0- 0	8- 2				
3- 8	0- 1	0- 1	AWAY	0- 1	2- 3	1- 2				
1- 0	0- 0	0- 0	NEUTRAL	0- 0	0- 0	1- 0				
6- 4	0- 2	0- 0	NON-CONFERENCE	0- 1	1- 0	5- 1				
3- 2	0- 1	0- 0	HOME	0- 1	0- 0	3- 0				
2- 2	0- 1	0- 0	AWAY	0- 0	1- 0	1- 1				
1- 0	0- 0	0- 0	NEUTRAL	0- 0	0- 0	1- 0				
6- 10	0- 0	0- 2	CONFERENCE	0- 2	1- 3	5- 3				
5- 4	0- 0	0- 1	HOME	0- 1	0- 0	5- 2				
1- 6	0- 0	0- 1	AWAY	0- 1	1- 3	0- 1				
0- 0	0- 0	0- 0	NEUTRAL	0- 0	0- 0	0- 0				

RPI S	Opponent	Score	RPI S	Opponent	Score	RPI S	Opponent	Score	RPI S	Opponent	Score	Team's RPI: 182
11	H Florida St.	47 93	43	A Western Ky.	48 60	60	H Belmont	58 72	114	A Troy	81 77	
16	A DePaul	80 90	43	H Western Ky.	52 62	75	A Middle Tenn.	56 87	116	A Charlotte	88 81	
						75	H Middle Tenn.	61 64	117	A Old Dominion	61 73	
									127	A Southern Miss.	59 64	
									143	A Louisiana Tech	63 64	
									166	H Rice	62 61	
									178	A Southern Ill.	64 49	
									181	H North Texas	58 59	
									194	H UTSA	67 82	
									236	A Samford	49 52	
									242	H South Ala.	66 41	
									243	H High Point	75 66	
									260	A Marshall	58 61	
									260	H Marshall	71 55	
									301	H UTEP	74 61	
									305	H FIU	82 68	
									313	N Gardner-Webb	59 49	
									316	H Mississippi Val.	80 46	
									336	H Fla. Atlantic	66 55	
LAST 12 Division I GAMES:												
75	A Middle Tenn.	56 87	301	H UTEP	74 61							
43	H Western Ky.	52 62	127	A Southern Miss.	59 64							
260	H Marshall	71 55	143	A Louisiana Tech	63 64							
117	A Old Dominion	61 73	305	H FIU	82 68							
116	A Charlotte	88 81	336	H Fla. Atlantic	66 55							
194	H UTSA	67 82	260	A Marshall	58 61							

Non-Div I Games: Miles 106 48

UAB

■ Loss, 
 ■ Non-Conf, 
 ■ S Site, 
 ■ H Home 
 ■ A Away 
 N Neutral

Average RPI Win:	235	WON-LOST	WINNING	LAST 10	STRENGTH OF	OPP. STRENGTH	TEAM	ADJ.	CONF.	ADJ CONF.
Average RPI Loss:	90	RECORD	PCT. RANK	GAMES	SCHEDULE	OF SCHEDULE	RPI	RPI	RPI	RPI
DIV. I ONLY	20- 6	31	9- 1	226	193	91	91	24	24	
DIV. I NON-CONF.	8- 4	97	0- 0	84	99	61	61	23	23	
TOTALS	RPI 1-25	RPI 26-50	W-L RECORDS	RPI 51-100	RPI 101-150	RPI 150+				
20- 6	0- 2	0- 0	OVERALL	1- 1	3- 2	16- 1				
11- 2	0- 0	0- 0	HOME	1- 0	1- 1	9- 1				
9- 3	0- 2	0- 0	AWAY	0- 0	2- 1	7- 0				
0- 1	0- 0	0- 0	NEUTRAL	0- 1	0- 0	0- 0				
8- 4	0- 2	0- 0	NON-CONFERENCE	1- 1	3- 0	4- 1				
4- 1	0- 0	0- 0	HOME	1- 0	1- 0	2- 1				
4- 2	0- 2	0- 0	AWAY	0- 0	2- 0	2- 0				
0- 1	0- 0	0- 0	NEUTRAL	0- 1	0- 0	0- 0				
12- 2	0- 0	0- 0	CONFERENCE	0- 0	0- 2	12- 0				
7- 1	0- 0	0- 0	HOME	0- 0	0- 1	7- 0				
5- 1	0- 0	0- 0	AWAY	0- 0	0- 1	5- 0				
0- 0	0- 0	0- 0	NEUTRAL	0- 0	0- 0	0- 0				

RPI 1-25				RPI 26-50				RPI 51-100				RPI 101+			
RPI	S	Opponent	Score	RPI	S	Opponent	Score	RPI	S	Opponent	Score	RPI	S	Opponent	Score
6	A	Oregon St.	52 93					84	H	Montana St.	70 62	111	A	UCF	77 71
8	A	Stanford	42 68					95	N	Jacksonville	54 61	121	A	Long Beach St.	62 64
												121	H	Long Beach St.	51 64
												128	H	St. Mary's (CA)	68 66
												141	A	San Francisco	78 58
												162	H	CSUN	81 65
												173	H	UC Riverside	72 55
												189	H	Hofstra	60 64
												231	A	UC Santa Barbara	62 48
												231	H	UC Santa Barbara	70 61
												250	A	Pacific	95 87
												259	A	Hawaii	69 50
												259	H	Hawaii	70 55
												261	A	Cal Poly	61 53
												261	H	Cal Poly	83 75
												264	H	San Diego St.	75 55
												269	H	Portland	66 52
												280	A	Sacramento St.	110 78
												322	A	UC Irvine	89 48
												322	H	UC Irvine	62 42
												346	A	Cal St. Fullerton	70 51
												346	H	Cal St. Fullerton	59 39
LAST 12 Division I GAMES:															
231	H	UC Santa Barbara	70 61	346	H	Cal St. Fullerton	59 39								
261	H	Cal Poly	83 75	173	H	UC Riverside	72 55								
259	A	Hawaii	69 50	121	A	Long Beach St.	62 64								
322	H	UC Irvine	62 42	346	A	Cal St. Fullerton	70 51								
231	A	UC Santa Barbara	62 48	162	H	CSUN	81 65								
261	A	Cal Poly	61 53	121	H	Long Beach St.	51 64								

Non-Div I Games: Holy Names 91 51

UC Davis

Average RPI Win:	237	WON-LOST	WINNING	LAST 10	STRENGTH OF	OPP. STRENGTH	TEAM	ADJ.	CONF.	ADJ CONF.
Average RPI Loss:	185	RECORD	PCT. RANK	GAMES	SCHEDULE	OF SCHEDULE	RPI	RPI	RPI	RPI
DIV. I ONLY	3- 24	338	1- 9	168	279	322	322	24	24	
DIV. I NON-CONF.	1- 12	332	0- 0	183	303	321	321	23	23	
TOTALS	RPI 1-25	RPI 26-50	W-L RECORDS	RPI 51-100	RPI 101-150	RPI 150+				
3- 24	0- 0	0- 0	OVERALL	0- 5	0- 3	3- 16				
1- 12	0- 0	0- 0	HOME	0- 3	0- 2	1- 7				
2- 11	0- 0	0- 0	AWAY	0- 2	0- 1	2- 8				
0- 1	0- 0	0- 0	NEUTRAL	0- 0	0- 0	0- 1				
1- 12	0- 0	0- 0	NON-CONFERENCE	0- 3	0- 1	1- 8				
0- 6	0- 0	0- 0	HOME	0- 2	0- 1	0- 3				
1- 5	0- 0	0- 0	AWAY	0- 1	0- 0	1- 4				
0- 1	0- 0	0- 0	NEUTRAL	0- 0	0- 0	0- 1				
2- 12	0- 0	0- 0	CONFERENCE	0- 2	0- 2	2- 8				
1- 6	0- 0	0- 0	HOME	0- 1	0- 1	1- 4				
1- 6	0- 0	0- 0	AWAY	0- 1	0- 1	1- 4				
0- 0	0- 0	0- 0	NEUTRAL	0- 0	0- 0	0- 0				

RPI S	Opponent	Score	RPI S	Opponent	Score	RPI S	Opponent	Score	RPI S	Opponent	Score	Team's RPI: 322
						79	A Gonzaga	38 102	105	H Saint Louis	69 79	
						81	H Southern California	45 83	121	A Long Beach St.	74 87	
						91	A UC Davis	42 62	121	H Long Beach St.	63 68	
						91	H UC Davis	48 89	153	A Idaho St.	54 65	
						97	H UNLV	46 62	162	A CSUN	77 85	
									162	H CSUN	77 52	
									173	A UC Riverside	58 76	
									173	H UC Riverside	58 79	
									174	N Fresno St.	45 63	
									187	A Utah St.	52 66	
									202	A Loyola Marymount	39 58	
									231	H UC Santa Barbara	60 85	
									245	A Portland St.	73 79	
									259	A Hawaii	62 79	
									259	H Hawaii	60 73	
									261	A Cal Poly	74 71	
									261	H Cal Poly	60 78	
									267	H CSU Bakersfield	66 86	
									280	H Sacramento St.	70 78	
									284	H Southern Utah	58 70	
									287	A Nevada	72 59	
									346	A Cal St. Fullerton	53 64	
LAST 12 Division I GAMES:												
121	A Long Beach St.	74 87	121	H Long Beach St.	63 68							
259	H Hawaii	60 73	231	H UC Santa Barbara	60 85							
261	A Cal Poly	74 71	259	A Hawaii	62 79							
162	A CSUN	77 85	173	H UC Riverside	58 79							
91	A UC Davis	42 62	346	A Cal St. Fullerton	53 64							
261	H Cal Poly	60 78	162	H CSUN	77 52							

Non-Div I Games: Concordia (CA) 92 61

UC Irvine

■ Loss, 
 ■ Non-Conf, 
 ■ S Site, 
 ■ Home 
 ■ A Away 
 N Neutral

## UC Riverside

Through Games Of March 1, 2017

Average RPI Win:	268	WON-LOST	WINNING	LAST 10	STRENGTH OF	OPP. STRENGTH	TEAM	ADJ.	CONF.	ADJ CONF.
Average RPI Loss:	111	RECORD	PCT. RANK	GAMES	SCHEDULE	OF SCHEDULE	RPI	RPI	RPI	RPI
DIV. I ONLY	15- 13	158	5- 5	244	203	173	173	24	24	
DIV. I NON-CONF.	6- 7	182	0- 0	129	119	152	152	23	23	
TOTALS	RPI 1-25	RPI 26-50	W-L RECORDS	RPI 51-100	RPI 101-150	RPI 150+				
15- 13	0- 1	0- 0	OVERALL	0- 6	0- 2	15- 4				
8- 4	0- 0	0- 0	HOME	0- 2	0- 1	8- 1				
6- 9	0- 1	0- 0	AWAY	0- 4	0- 1	6- 3				
1- 0	0- 0	0- 0	NEUTRAL	0- 0	0- 0	1- 0				
6- 7	0- 1	0- 0	NON-CONFERENCE	0- 5	0- 0	6- 1				
3- 2	0- 0	0- 0	HOME	0- 2	0- 0	3- 0				
2- 5	0- 1	0- 0	AWAY	0- 3	0- 0	2- 1				
1- 0	0- 0	0- 0	NEUTRAL	0- 0	0- 0	1- 0				
9- 6	0- 0	0- 0	CONFERENCE	0- 1	0- 2	9- 3				
5- 2	0- 0	0- 0	HOME	0- 0	0- 1	5- 1				
4- 4	0- 0	0- 0	AWAY	0- 1	0- 1	4- 2				
0- 0	0- 0	0- 0	NEUTRAL	0- 0	0- 0	0- 0				

RPI 1-25				RPI 26-50				RPI 51-100				RPI 101+ Team's RPI: 173			
RPI	S	Opponent	Score	RPI	S	Opponent	Score	RPI	S	Opponent	Score	RPI	S	Opponent	Score
20	A	Missouri	62 68					55	A	California	56 71	121	A	Long Beach St.	51 55
								61	H	South Dakota	55 61	121	H	Long Beach St.	66 73
								74	H	Penn	55 71	162	A	CSUN	70 79
								81	A	Southern California	49 67	162	H	CSUN	67 70
								91	A	UC Davis	55 72	170	A	Kansas	84 90
								100	A	FGCU	45 60	202	A	Loyola Marymount	75 72
												215	H	Seattle U	58 54
												228	H	Grand Canyon	77 64
												231	A	UC Santa Barbara	54 58
												231	H	UC Santa Barbara	73 69
												236	N	Samford	51 48
												259	A	Hawaii	79 59
												259	H	Hawaii	63 45
												261	A	Cal Poly	72 69
												261	H	Cal Poly	68 59
												264	H	San Diego St.	72 44
												267	A	CSU Bakersfield	71 66
												322	A	UC Irvine	79 58
												322	H	UC Irvine	76 58
												346	A	Cal St. Fullerton	75 63
												346	H	Cal St. Fullerton	68 45
LAST 12 Division I GAMES:															
162	A	CSUN	70 79	261	A	Cal Poly	72 69								
121	H	Long Beach St.	66 73	259	H	Hawaii	63 45								
346	A	Cal St. Fullerton	75 63	121	A	Long Beach St.	51 55								
231	H	UC Santa Barbara	73 69	91	A	UC Davis	55 72								
162	H	CSUN	67 70	346	H	Cal St. Fullerton	68 45								
259	A	Hawaii	79 59	322	A	UC Irvine	79 58								

Non-Div I Games:

UC Riverside

■ Loss, 
 ■ Non-Conf, 
 ■ S Site, 
 ■ Home 
 ■ A Away 
 N Neutral

Average RPI Win:	265	WON-LOST	WINNING	LAST 10	STRENGTH OF	OPP. STRENGTH	TEAM	ADJ.	CONF.	ADJ CONF.
Average RPI Loss:	154	RECORD	PCT. RANK	GAMES	SCHEDULE	OF SCHEDULE	RPI	RPI	RPI	RPI
DIV. I ONLY	12- 15	204	4- 6	279	212	231	231	24	24	
DIV. I NON-CONF.	5- 8	218	0- 0	301	151	267	267	23	23	
TOTALS	RPI 1-25	RPI 26-50	W-L RECORDS	RPI 51-100	RPI 101-150	RPI 150+				
12- 15	0- 1	0- 1	OVERALL	0- 2	1- 2	11- 9				
6- 5	0- 1	0- 0	HOME	0- 1	1- 1	5- 2				
4- 10	0- 0	0- 1	AWAY	0- 1	0- 1	4- 7				
2- 0	0- 0	0- 0	NEUTRAL	0- 0	0- 0	2- 0				
5- 8	0- 1	0- 1	NON-CONFERENCE	0- 0	0- 1	5- 5				
2- 3	0- 1	0- 0	HOME	0- 0	0- 1	2- 1				
1- 5	0- 0	0- 1	AWAY	0- 0	0- 0	1- 4				
2- 0	0- 0	0- 0	NEUTRAL	0- 0	0- 0	2- 0				
7- 7	0- 0	0- 0	CONFERENCE	0- 2	1- 1	6- 4				
4- 2	0- 0	0- 0	HOME	0- 1	1- 0	3- 1				
3- 5	0- 0	0- 0	AWAY	0- 1	0- 1	3- 3				
0- 0	0- 0	0- 0	NEUTRAL	0- 0	0- 0	3- 0				

RPI 1-25				RPI 26-50				RPI 51-100				RPI 101+ Team's RPI: 231			
RPI	S	Opponent	Score	RPI	S	Opponent	Score	RPI	S	Opponent	Score	RPI	S	Opponent	Score
10	H	UCLA	52 71	50	A	Iowa St.	60 77	91	A	UC Davis	61 70	121	A	Long Beach St.	45 59
								91	H	UC Davis	48 62	121	H	Long Beach St.	65 60
												132	H	Yale	60 64
												158	H	Santa Clara	58 69
												162	A	CSUN	61 75
												162	H	CSUN	55 62
												173	A	UC Riverside	69 73
												173	H	UC Riverside	58 54
												174	A	Fresno St.	50 49
												202	A	Loyola Marymount	55 57
												215	A	Seattle U	53 58
												217	A	San Diego	63 77
												259	A	Hawaii	67 52
												259	H	Hawaii	74 62
												261	A	Cal Poly	67 78
												264	A	San Diego St.	70 84
												288	H	Northern Ariz.	60 51
												290	N	A&M-Corpus Christi	66 60
												298	N	North Dakota St.	66 59
												304	H	Pepperdine	66 57
												322	A	UC Irvine	85 60
												346	A	Cal St. Fullerton	56 49
												346	H	Cal St. Fullerton	57 37
LAST 12 Division I GAMES:															
				91	A	UC Davis	61 70					346	H	Cal St. Fullerton	57 37
				121	A	Long Beach St.	45 59					322	A	UC Irvine	85 60
				173	A	UC Riverside	69 73					162	A	CSUN	61 75
				259	A	Hawaii	67 52					259	H	Hawaii	74 62
				162	H	CSUN	55 62					121	H	Long Beach St.	65 60
				91	H	UC Davis	48 62					173	H	UC Riverside	58 54

Non-Div I Games:

UC Santa Barbara

■ Loss, 
 ■ Non-Conf, 
 ■ S Site, 
 ■ H Home 
 ■ A Away 
 N Neutral



Average RPI Win:	185	WON-LOST	WINNING	LAST 10	STRENGTH OF	OPP. STRENGTH	TEAM	ADJ.	CONF.	ADJ CONF.
Average RPI Loss:	100	RECORD	PCT. RANK	GAMES	SCHEDULE	OF SCHEDULE	RPI	RPI	RPI	RPI
DIV. I ONLY	19- 10	90	7- 3	154	85	111	111	5	5	
DIV. I NON-CONF.	10- 3	54	0- 0	224	260	103	103	5	5	
TOTALS	RPI 1-25	RPI 26-50	W-L RECORDS	RPI 51-100	RPI 101-150	RPI 150+				
19- 10	0- 2	1- 0	OVERALL	2- 4	2- 3	14- 1				
10- 6	0- 2	0- 0	HOME	1- 2	1- 2	8- 0				
9- 4	0- 0	1- 0	AWAY	1- 2	1- 1	6- 1				
0- 0	0- 0	0- 0	NEUTRAL	0- 0	0- 0	0- 0				
10- 3	0- 0	0- 0	NON-CONFERENCE	0- 3	1- 0	9- 0				
6- 2	0- 0	0- 0	HOME	0- 2	1- 0	5- 0				
4- 1	0- 0	0- 0	AWAY	0- 1	0- 0	4- 0				
0- 0	0- 0	0- 0	NEUTRAL	0- 0	0- 0	0- 0				
9- 7	0- 2	1- 0	CONFERENCE	2- 1	1- 3	5- 1				
4- 4	0- 2	0- 0	HOME	1- 0	0- 2	3- 0				
5- 3	0- 0	1- 0	AWAY	1- 1	1- 1	2- 1				
0- 0	0- 0	0- 0	NEUTRAL	0- 0	0- 0	0- 0				

RPI	S	Opponent	Score	RPI	S	Opponent	Score	RPI	S	Opponent	Score	RPI	S	Opponent	Score	Team's RPI: 111
1	H	UConn	48 84	34	A	South Fla.	66 62	63	A	Tulane	56 51	120	H	Rider	49 30	
17	H	Temple	60 66					91	H	UC Davis	71 77	144	A	Memphis	59 65	
								92	A	Buffalo	65 66	144	H	Memphis	62 65	
								96	A	SMU	58 63	148	A	Tulsa	62 58	
								96	H	SMU	63 37	148	H	Tulsa	62 73	
								98	H	Virginia Tech	64 67	155	H	Omaha	81 41	
												163	A	East Carolina	54 42	
												163	H	East Carolina	79 51	
												164	A	Cincinnati	57 63	
												164	H	Cincinnati	64 44	
												176	A	Houston	62 48	
												176	H	Houston	85 59	
												177	H	Bethune-Cookman	70 43	
												227	A	Ga. Southern	74 54	
												242	H	South Ala.	70 58	
												253	H	Austin Peay	61 43	
												266	A	Butler	66 59	
												275	A	Davidson	57 38	
												305	A	FIU	69 52	
												313	H	Gardner-Webb	66 52	
LAST 12 Division I GAMES:																
17	H	Temple	60 66	176	H	Houston	85 59									
96	H	SMU	63 37	96	A	SMU	58 63									
63	A	Tulane	56 51	144	A	Memphis	59 65									
163	H	East Carolina	79 51	164	H	Cincinnati	64 44									
34	A	South Fla.	66 62	148	H	Tulsa	62 73									
148	A	Tulsa	62 58	163	A	East Carolina	54 42									

Non-Div I Games:

UCF

■ Loss, 
 ■ Non-Conf, 
 S Site, 
 ■ Home 
 ■ Away 
 N Neutral

Average RPI Win:	112	WON-LOST	WINNING	LAST 10	STRENGTH OF	OPP. STRENGTH	TEAM	ADJ.	CONF.	ADJ CONF.
Average RPI Loss:	32	RECORD	PCT. RANK	GAMES	SCHEDULE	OF SCHEDULE	RPI	RPI	RPI	RPI
DIV. I ONLY	22- 7	36	7- 3	14	7	10	10	1	1	
DIV. I NON-CONF.	9- 2	37	0- 0	55	90	13	13	1	1	
TOTALS	RPI 1-25	RPI 26-50	W-L RECORDS	RPI 51-100	RPI 101-150	RPI 150+				
22- 7	3- 4	4- 1	OVERALL	6- 1	3- 1	6- 0				
14- 0	2- 0	3- 0	HOME	3- 0	2- 0	4- 0				
6- 7	1- 4	1- 1	AWAY	1- 1	1- 1	2- 0				
2- 0	0- 0	0- 0	NEUTRAL	2- 0	0- 0	0- 0				
9- 2	0- 2	1- 0	NON-CONFERENCE	2- 0	0- 0	6- 0				
5- 0	0- 0	1- 0	HOME	0- 0	0- 0	4- 0				
2- 2	0- 2	0- 0	AWAY	0- 0	0- 0	2- 0				
2- 0	0- 0	0- 0	NEUTRAL	2- 0	0- 0	0- 0				
13- 5	3- 2	3- 1	CONFERENCE	4- 1	3- 1	0- 0				
9- 0	2- 0	2- 0	HOME	3- 0	2- 0	0- 0				
4- 5	1- 2	1- 1	AWAY	1- 1	1- 1	0- 0				
0- 0	0- 0	0- 0	NEUTRAL	0- 0	0- 0	0- 0				

RPI	S	Opponent	Score	RPI	S	Opponent	Score	RPI	S	Opponent	Score	RPI	S	Opponent	Score
3	A	South Carolina	57 66	31	A	Arizona St.	55 52	51	N	Iowa	78 65	107	A	Washington St.	73 82
4	A	Baylor	70 84	31	H	Arizona St.	69 60	55	A	California	77 80	107	H	Washington St.	67 48
6	A	Oregon St.	61 68	39	H	Michigan	84 64	65	H	Utah	67 56	122	A	Arizona	79 56
6	H	Oregon St.	66 56	42	A	Oregon	75 84	69	N	Toledo	75 73	122	H	Arizona	69 49
7	A	Washington	70 82	42	H	Oregon	79 63	81	A	Southern California	74 59	226	H	Southern U.	95 47
7	H	Washington	90 79					81	H	Southern California	71 67	231	A	UC Santa Barbara	71 52
8	A	Stanford	85 76					87	H	Colorado	87 74	250	H	Pacific	82 55
												259	H	Hawaii	72 49
												261	H	Cal Poly	80 64
												281	A	N.C. A&T	83 42
LAST 12 Division I GAMES:															
31	A	Arizona St.	55 52	8	A	Stanford	85 76								
122	A	Arizona	79 56	55	A	California	77 80								
107	H	Washington St.	67 48	122	H	Arizona	69 49								
7	H	Washington	90 79	31	H	Arizona St.	69 60								
6	A	Oregon St.	61 68	81	H	Southern California	71 67								
42	A	Oregon	75 84	81	A	Southern California	74 59								

Non-Div I Games:

UCLA

■ Loss, 
 ■ Non-Conf, S Site, 
 ■ Home 
 ■ Away 
 N Neutral



Average RPI Win:	236	WON-LOST	WINNING	LAST 10	STRENGTH OF	OPP. STRENGTH	TEAM	ADJ.	CONF.	ADJ CONF.
Average RPI Loss:	169	RECORD	PCT. RANK	GAMES	SCHEDULE	OF SCHEDULE	RPI	RPI	RPI	RPI
DIV. I ONLY	14- 14	172	7- 3	243	249	205	205	22	22	
DIV. I NON-CONF.	4- 8	230	0- 0	256	293	283	283	22	22	
TOTALS	RPI 1-25	RPI 26-50	W-L RECORDS	RPI 51-100	RPI 101-150	RPI 150+				
14- 14	0- 1	0- 0	OVERALL	0- 3	3- 2	11- 8				
7- 7	0- 0	0- 0	HOME	0- 1	2- 1	5- 5				
6- 7	0- 1	0- 0	AWAY	0- 2	1- 1	5- 3				
1- 0	0- 0	0- 0	NEUTRAL	0- 0	0- 0	1- 0				
4- 8	0- 1	0- 0	NON-CONFERENCE	0- 1	0- 1	4- 5				
1- 5	0- 0	0- 0	HOME	0- 0	0- 1	1- 4				
2- 3	0- 1	0- 0	AWAY	0- 1	0- 0	2- 1				
1- 0	0- 0	0- 0	NEUTRAL	0- 0	0- 0	1- 0				
10- 6	0- 0	0- 0	CONFERENCE	0- 2	3- 1	7- 3				
6- 2	0- 0	0- 0	HOME	0- 1	2- 0	4- 1				
4- 4	0- 0	0- 0	AWAY	0- 1	1- 1	3- 2				
0- 0	0- 0	0- 0	NEUTRAL	0- 0	0- 0	0- 0				

RPI 1-25				RPI 26-50				RPI 51-100				RPI 101+ Team's RPI: 205			
RPI	S	Opponent	Score	RPI	S	Opponent	Score	RPI	S	Opponent	Score	RPI	S	Opponent	Score
21	A	Maryland	42 92					54	A	Virginia	30 56	124	H	Princeton	58 69
								66	A	New Hampshire	50 60	126	A	Albany (NY)	64 56
								66	H	New Hampshire	61 65	126	H	Albany (NY)	63 60
												138	A	Maine	40 72
												138	H	Maine	66 62
												172	A	Columbia	67 56
												188	A	Hartford	64 47
												188	H	Hartford	73 80
												191	A	American	53 70
												204	H	Towson	48 59
												207	A	Binghamton	62 69
												207	H	Binghamton	53 45
												246	N	Liberty	62 51
												248	H	UMES	57 70
												262	A	Stony Brook	37 51
												262	H	Stony Brook	67 61
												270	H	Loyola Maryland	65 70
												271	A	Vermont	64 52
												271	H	Vermont	69 66
												282	H	Coppin St.	73 63
												332	A	LIU Brooklyn	57 45
												333	H	Morgan St.	61 69
												344	A	UMass Lowell	78 62
												344	H	UMass Lowell	79 72
LAST 12 Division I GAMES:															
				66	H	New Hampshire	61 65			138	H	Maine	66	62	
				262	A	Stony Brook	37 51			207	H	Binghamton	53	45	
				344	A	UMass Lowell	78 62			66	A	New Hampshire	50	60	
				126	H	Albany (NY)	63 60			262	H	Stony Brook	67	61	
				271	A	Vermont	64 52			344	H	UMass Lowell	79	72	
				188	A	Hartford	64 47			126	A	Albany (NY)	64	56	

Non-Div I Games: Gettysburg 71 51

UMBC

Loss, Non-Conf, S Site, H Home A Away N Neutral

Average RPI Win:	262	WON-LOST	WINNING	LAST 10	STRENGTH OF	OPP. STRENGTH	TEAM	ADJ.	CONF.	ADJ CONF.
Average RPI Loss:	220	RECORD	PCT. RANK	GAMES	SCHEDULE	OF SCHEDULE	RPI	RPI	RPI	RPI
DIV. I ONLY	11- 14	209	4- 6	311	333	248	248	32	32	
DIV. I NON-CONF.	5- 5	165	0- 0	181	249	114	114	31	31	
TOTALS	RPI 1-25	RPI 26-50	W-L RECORDS	RPI 51-100	RPI 101-150	RPI 150+				
11- 14	0- 1	0- 1	OVERALL	0- 1	0- 0	11- 11				
3- 5	0- 0	0- 0	HOME	0- 0	0- 0	3- 5				
7- 9	0- 1	0- 1	AWAY	0- 1	0- 0	7- 6				
1- 0	0- 0	0- 0	NEUTRAL	0- 0	0- 0	1- 0				
5- 5	0- 1	0- 1	NON-CONFERENCE	0- 1	0- 0	5- 2				
1- 0	0- 0	0- 0	HOME	0- 0	0- 0	1- 0				
3- 5	0- 1	0- 1	AWAY	0- 1	0- 0	3- 2				
1- 0	0- 0	0- 0	NEUTRAL	0- 0	0- 0	1- 0				
6- 9	0- 0	0- 0	CONFERENCE	0- 0	0- 0	6- 9				
2- 5	0- 0	0- 0	HOME	0- 0	0- 0	2- 5				
4- 4	0- 0	0- 0	AWAY	0- 0	0- 0	4- 4				
0- 0	0- 0	0- 0	NEUTRAL	0- 0	0- 0	0- 0				

RPI 1-25				RPI 26-50				RPI 51-100				RPI 101+ Team's RPI: 248			
RPI	S	Opponent	Score	RPI	S	Opponent	Score	RPI	S	Opponent	Score	RPI	S	Opponent	Score
21	A	Maryland	61 106	33	A	North Carolina St.	58 77	54	A	Virginia	50 60	163	A	East Carolina	58 66
												177	A	Bethune-Cookman	59 56
												177	H	Bethune-Cookman	33 61
												179	A	Hampton	68 65
												205	A	UMBC	70 57
												212	H	UNCG	60 53
												218	A	Howard	40 71
												218	H	Howard	71 72
												229	N	Saint Francis (PA)	90 82
												278	A	Norfolk St.	43 74
												281	A	N.C. A&T	60 57
												281	H	N.C. A&T	58 50
												282	H	Coppin St.	49 55
												291	A	Mt. St. Mary's	63 52
												299	H	Savannah St.	58 59
												319	A	USC Upstate	63 76
												330	A	Florida A&M	49 59
												336	A	Fla. Atlantic	76 59
												338	A	N.C. Central	59 68
												338	H	N.C. Central	73 51
												347	H	South Carolina St.	60 67
												348	A	Delaware St.	79 72
LAST 12 Division I GAMES:															
218	A	Howard	40 71	282	H	Coppin St.	49 55								
348	A	Delaware St.	79 72	179	A	Hampton	68 65								
281	H	N.C. A&T	58 50	299	H	Savannah St.	58 59								
338	H	N.C. Central	73 51	347	H	South Carolina St.	60 67								
177	H	Bethune-Cookman	33 61	330	A	Florida A&M	49 59								
278	A	Norfolk St.	43 74	177	A	Bethune-Cookman	59 56								

Non-Div I Games: Cheyney 75 38

UMES

■ Loss, 
 ■ Non-Conf, 
 ■ S Site, 
 ■ Home 
 ■ A Away 
 N Neutral

Average RPI Win:	255	WON-LOST	WINNING	LAST 10	STRENGTH OF	OPP. STRENGTH	TEAM	ADJ.	CONF.	ADJ CONF.
Average RPI Loss:	195	RECORD	PCT. RANK	GAMES	SCHEDULE	OF SCHEDULE	RPI	RPI	RPI	RPI
DIV. I ONLY	6- 18	306	3- 7	204	321	315	315	29	29	
DIV. I NON-CONF.	3- 8	262	0- 0	145	283	254	254	29	29	
TOTALS	RPI 1-25	RPI 26-50	W-L RECORDS	RPI 51-100	RPI 101-150	RPI 150+				
6- 18	0- 0	0- 0	OVERALL	0- 2	1- 3	5- 13				
4- 10	0- 0	0- 0	HOME	0- 2	0- 2	4- 6				
2- 8	0- 0	0- 0	AWAY	0- 0	1- 1	1- 7				
0- 0	0- 0	0- 0	NEUTRAL	0- 0	0- 0	0- 0				
3- 8	0- 0	0- 0	NON-CONFERENCE	0- 2	1- 1	2- 5				
1- 6	0- 0	0- 0	HOME	0- 2	0- 1	1- 3				
2- 2	0- 0	0- 0	AWAY	0- 0	1- 0	1- 2				
0- 0	0- 0	0- 0	NEUTRAL	0- 0	0- 0	0- 0				
3- 10	0- 0	0- 0	CONFERENCE	0- 0	0- 2	3- 8				
3- 4	0- 0	0- 0	HOME	0- 0	0- 1	3- 3				
0- 6	0- 0	0- 0	AWAY	0- 0	0- 1	0- 5				
0- 0	0- 0	0- 0	NEUTRAL	0- 0	0- 0	0- 0				

RPI S	Opponent	Score	RPI S	Opponent	Score	RPI S	Opponent	Score	RPI S	Opponent	Score	Team's RPI: 315
68	H Western Ill.	65	78	104	A Abilene Christian	71	68	146	A New Mexico St.	72	78	
86	H Northern Ill.	75	86	146	H New Mexico St.	43	60	148	H Tulsa	70	80	
				155	H Omaha	57	80	165	A La Salle	59	64	
				178	H Southern Ill.	69	77	184	H Western Mich.	54	66	
				196	A Wichita St.	56	54	215	A Seattle U	52	74	
				215	H Seattle U	65	75	224	A UTRGV	39	74	
				224	H UTRGV	52	63	228	A Grand Canyon	64	75	
				228	H Grand Canyon	77	65	262	A Stony Brook	55	57	
				267	A CSU Bakersfield	33	52	267	H CSU Bakersfield	63	65	
				331	A Utah Valley	39	58	331	H Utah Valley	66	63	
				333	H Morgan St.	64	56	340	H Chicago St.	62	53	
LAST 12 Division I GAMES:												
228	H Grand Canyon	77	65	267	A CSU Bakersfield	33	52	228	A Grand Canyon	64	75	
267	H CSU Bakersfield	63	65	146	H New Mexico St.	43	60	331	H Utah Valley	66	63	
340	H Chicago St.	62	53	215	H Seattle U	65	75	224	A UTRGV	39	74	
215	A Seattle U	52	74	224	A UTRGV	39	74					
331	A Utah Valley	39	58									
224	H UTRGV	52	63									

Non-Div I Games: Cent. Christian (KS111 43 Mo.-St. Louis 60 45

UMKC

Loss, Non-Conf, S Site, H Home A Away N Neutral

Average RPI Win:	307	WON-LOST	WINNING	LAST 10	STRENGTH OF	OPP. STRENGTH	TEAM	ADJ.	CONF.	ADJ CONF.
Average RPI Loss:	191	RECORD	PCT. RANK	GAMES	SCHEDULE	OF SCHEDULE	RPI	RPI	RPI	RPI
DIV. I ONLY	2- 26	346	0- 10	253	275	344	344	22	22	
DIV. I NON-CONF.	2- 10	305	0- 0	296	336	343	343	22	22	
TOTALS	RPI 1-25	RPI 26-50	W-L RECORDS	RPI 51-100	RPI 101-150	RPI 150+				
2- 26	0- 1	0- 1	OVERALL	0- 2	0- 4	2- 18				
2- 11	0- 0	0- 0	HOME	0- 1	0- 2	2- 8				
0- 15	0- 1	0- 1	AWAY	0- 1	0- 2	0- 10				
0- 0	0- 0	0- 0	NEUTRAL	0- 0	0- 0	0- 0				
2- 10	0- 1	0- 1	NON-CONFERENCE	0- 0	0- 0	2- 8				
2- 3	0- 0	0- 0	HOME	0- 0	0- 0	2- 3				
0- 7	0- 1	0- 1	AWAY	0- 0	0- 0	0- 5				
0- 0	0- 0	0- 0	NEUTRAL	0- 0	0- 0	0- 0				
0- 16	0- 0	0- 0	CONFERENCE	0- 2	0- 4	0- 10				
0- 8	0- 0	0- 0	HOME	0- 1	0- 2	0- 5				
0- 8	0- 0	0- 0	AWAY	0- 1	0- 2	0- 5				
0- 0	0- 0	0- 0	NEUTRAL	0- 0	0- 0	0- 0				

RPI	S	Opponent	Score	RPI	S	Opponent	Score	RPI	S	Opponent	Score	RPI	S	Opponent	Score	Team's RPI: 344
21	A	Maryland	44 100	45	A	Indiana	45 79	66	A	New Hampshire	45 58	126	A	Albany (NY)	69 93	
								66	H	New Hampshire	57 76	126	H	Albany (NY)	60 79	
												138	A	Maine	50 76	
												138	H	Maine	44 65	
												168	H	Fairfield	41 65	
												172	A	Columbia	57 76	
												188	A	Hartford	59 80	
												188	H	Hartford	64 84	
												204	A	Towson	56 90	
												205	A	UMBC	72 79	
												205	H	UMBC	62 78	
												207	A	Binghamton	54 69	
												207	H	Binghamton	48 58	
												220	A	Boston U.	56 66	
												262	A	Stony Brook	53 83	
												262	H	Stony Brook	44 86	
												263	A	Bryant	62 73	
												271	A	Vermont	36 60	
												271	H	Vermont	46 61	
												274	H	Colgate	82 77	
												300	H	Rhode Island	57 64	
												308	A	Holy Cross	47 62	
												339	H	Fairleigh Dickinson	61 55	
												345	H	Longwood	59 72	
LAST 12 Division I GAMES:																
				66	A	New Hampshire	45 58					207	A	Binghamton	54 69	
				205	H	UMBC	62 78					126	H	Albany (NY)	60 79	
				271	A	Vermont	36 60					66	H	New Hampshire	57 76	
				188	H	Hartford	64 84					205	A	UMBC	72 79	
				138	A	Maine	50 76					271	H	Vermont	46 61	
				262	H	Stony Brook	44 86					262	A	Stony Brook	53 83	

Non-Div I Games: Keene St. 74 48

UMass Lowell

■ Loss, 
 ■ Non-Conf, S Site, 
 ■ Home 
 ■ Away 
 N Neutral

Through Games Of March 1, 2017

RPI S	Opponent	Score
27 N	Harvard	62 79

RPI S	Opponent	Score
98 A	Virginia Tech	52 71

RPI S	Opponent	Score
119 A	Fordham	42 55
123 A	Radford	73 76
123 H	Radford	62 64
183 A	Campbell	60 61
183 H	Campbell	55 61
212 A	UNCG	77 63
214 A	Appalachian St.	51 81
233 A	Presbyterian	67 60
233 H	Presbyterian	47 52
238 H	Wofford	84 65
243 A	High Point	70 81
243 H	High Point	60 76
244 A	Furman	51 63
246 A	Liberty	57 53
246 H	Liberty	64 54
254 A	Charleston So.	66 73
254 H	Charleston So.	56 47
273 H	Tennessee Tech	77 65
279 H	Western Caro.	62 53
313 A	Gardner-Webb	52 55
319 A	USC Upstate	70 59
342 A	Winthrop	68 53
342 H	Winthrop	71 55
345 A	Longwood	80 53
345 H	Longwood	84 53

LAST 12 Division I GAMES:			
246 A	Liberty	57 53	233 H Presbyterian 47 52
123 A	Radford	73 76	243 A High Point 70 81
342 H	Winthrop	71 55	254 H Charleston So. 56 47
345 H	Longwood	84 53	123 H Radford 62 64
254 A	Charleston So.	66 73	233 A Presbyterian 67 60
183 A	Campbell	60 61	246 H Liberty 64 54

UNC Asheville

Page 320



Average RPI Win: <b>244</b>	WON-LOST	WINNING	LAST 10	STRENGTH OF	OPP. STRENGTH	TEAM	ADJ.	CONF.	ADJ CONF.
Average RPI Loss: <b>190</b>	RECORD	PCT. RANK	GAMES	SCHEDULE	OF SCHEDULE	RPI	RPI	RPI	RPI
DIV. I ONLY	<b>12- 13</b>	<b>192</b>	<b>6- 4</b>	<b>225</b>	<b>297</b>	<b>212</b>	<b>212</b>	<b>17</b>	<b>17</b>
DIV. I NON-CONF.	<b>5- 6</b>	<b>186</b>	<b>0- 0</b>	<b>268</b>	<b>349</b>	<b>247</b>	<b>247</b>	<b>20</b>	<b>20</b>
TOTALS	RPI 1-25	RPI 26-50	W-L RECORDS	RPI 51-100	RPI 101-150	RPI 150+			
12- 13	0- 0	0- 0	OVERALL	1- 3	0- 2	11- 8			
8- 4	0- 0	0- 0	HOME	1- 1	0- 1	7- 2			
4- 9	0- 0	0- 0	AWAY	0- 2	0- 1	4- 6			
0- 0	0- 0	0- 0	NEUTRAL	0- 0	0- 0	0- 0			
5- 6	0- 0	0- 0	NON-CONFERENCE	0- 0	0- 2	5- 4			
2- 3	0- 0	0- 0	HOME	0- 0	0- 1	2- 2			
3- 3	0- 0	0- 0	AWAY	0- 0	0- 1	3- 2			
0- 0	0- 0	0- 0	NEUTRAL	0- 0	0- 0	0- 0			
7- 7	0- 0	0- 0	CONFERENCE	1- 3	0- 0	6- 4			
6- 1	0- 0	0- 0	HOME	1- 1	0- 0	5- 0			
1- 6	0- 0	0- 0	AWAY	0- 2	0- 0	1- 4			
0- 0	0- 0	0- 0	NEUTRAL	0- 0	0- 0	0- 0			

RPI 1-25				RPI 26-50				RPI 51-100				RPI 101+				Team's RPI: 212	
RPI	S	Opponent	Score	RPI	S	Opponent	Score	RPI	S	Opponent	Score	RPI	S	Opponent	Score		
								83	A	Chattanooga	55 58	123	H	Radford	54 70		
								83	H	Chattanooga	75 72	140	A	VCU	54 65		
								89	A	Mercer	47 58	199	A	ETSU	52 60		
								89	H	Mercer	64 77	199	H	ETSU	73 62		
												233	H	Presbyterian	62 69		
												235	H	UNC Asheville	63 77		
												236	A	Samford	55 47		
												236	H	Samford	64 40		
												238	A	Wofford	48 54		
												238	H	Wofford	67 61		
												243	A	High Point	69 67		
												244	A	Furman	55 65		
												244	H	Furman	65 52		
												248	A	UMES	53 60		
												265	A	Murray St.	70 81		
												273	A	Tennessee Tech	65 59		
												278	H	Norfolk St.	59 52		
												279	A	Western Caro.	73 77		
												279	H	Western Caro.	62 45		
												286	H	Eastern Ky.	81 66		
												338	A	N.C. Central	64 51		
LAST 12 Division I GAMES:																	
				279	A	Western Caro.	73 77	238	H	Wofford	67 61						
				199	H	ETSU	73 62	279	H	Western Caro.	62 45						
				83	H	Chattanooga	75 72	83	A	Chattanooga	55 58						
				89	A	Mercer	47 58	199	A	ETSU	52 60						
				236	A	Samford	55 47	236	H	Samford	64 40						
				244	H	Furman	65 52	89	H	Mercer	64 77						

Non-Div I Games: Barton 70 48 UNC Pembroke 72 69 Greensboro 83 26 Brevard 77 34  
UNCG

Average RPI Win:	224	WON-LOST	WINNING	LAST 10	STRENGTH OF	OPP. STRENGTH	TEAM	ADJ.	CONF.	ADJ CONF.
Average RPI Loss:	114	RECORD	PCT. RANK	GAMES	SCHEDULE	OF SCHEDULE	RPI	RPI	RPI	RPI
DIV. I ONLY	9- 19	264	3- 7	128	94	222	222	9	9	
DIV. I NON-CONF.	4- 6	209	0- 0	241	159	241	241	8	8	
TOTALS	RPI 1-25	RPI 26-50	W-L RECORDS	RPI 51-100	RPI 101-150	RPI 150+				
9- 19	0- 1	0- 5	OVERALL	0- 2	0- 4	9- 7				
5- 9	0- 0	0- 2	HOME	0- 1	0- 2	5- 4				
4- 10	0- 1	0- 3	AWAY	0- 1	0- 2	4- 3				
0- 0	0- 0	0- 0	NEUTRAL	0- 0	0- 0	0- 0				
4- 6	0- 1	0- 1	NON-CONFERENCE	0- 0	0- 0	4- 4				
2- 3	0- 0	0- 0	HOME	0- 0	0- 0	2- 3				
2- 3	0- 1	0- 1	AWAY	0- 0	0- 0	2- 1				
0- 0	0- 0	0- 0	NEUTRAL	0- 0	0- 0	0- 0				
5- 13	0- 0	0- 4	CONFERENCE	0- 2	0- 4	5- 3				
3- 6	0- 0	0- 2	HOME	0- 1	0- 2	3- 1				
2- 7	0- 0	0- 2	AWAY	0- 1	0- 2	2- 2				
0- 0	0- 0	0- 0	NEUTRAL	0- 0	0- 0	0- 0				

RPI 1-25				RPI 26-50				RPI 51-100				RPI 101+ Team's RPI: 222			
RPI	S	Opponent	Score	RPI	S	Opponent	Score	RPI	S	Opponent	Score	RPI	S	Opponent	Score
15	A	Tennessee	54 90	26	A	Elon	48 82	82	A	Drexel	51 76	129	A	William & Mary	52 58
				26	H	Elon	56 66	82	H	Drexel	38 71	129	H	William & Mary	43 57
				33	A	North Carolina St.	54 86					132	A	Delaware	40 57
				40	A	James Madison	51 73					132	H	Delaware	52 63
				40	H	James Madison	59 70					154	A	Northeastern	47 55
												154	H	Northeastern	68 63
												163	A	East Carolina	65 75
												165	H	La Salle	48 64
												186	H	Providence	49 65
												189	A	Hofstra	56 54
												189	H	Hofstra	54 66
												204	A	Towson	48 42
												204	H	Towson	59 56
												206	A	Col. of Charleston	37 76
												206	H	Col. of Charleston	67 61
												238	H	Wofford	67 71
												244	H	Furman	56 52
												258	A	Georgia St.	72 66
												275	A	Davidson	67 58
												278	H	Norfolk St.	64 56
LAST 12 Division I GAMES:															
				26	A	Elon	48 82	204	A	Towson	48 42				
				154	H	Northeastern	68 63	26	H	Elon	56 66				
				129	A	William & Mary	52 58	132	A	Delaware	40 57				
				189	H	Hofstra	54 66	206	H	Col. of Charleston	67 61				
				40	H	James Madison	59 70	204	H	Towson	59 56				
				82	A	Drexel	51 76	154	A	Northeastern	47 55				

Non-Div I Games: Catawba 91 65

UNCW

■ Loss, 
 ■ Non-Conf, S Site, 
 ■ Home 
 ■ Away 
 N Neutral

Average RPI Win:	203	WON-LOST	WINNING	LAST 10	STRENGTH OF	OPP. STRENGTH	TEAM	ADJ.	CONF.	ADJ CONF.
Average RPI Loss:	62	RECORD	PCT. RANK	GAMES	SCHEDULE	OF SCHEDULE	RPI	RPI	RPI	RPI
DIV. I ONLY	19- 7	56	7- 3	135	109	56	56	16	16	
DIV. I NON-CONF.	6- 4	127	0- 0	23	11	40	40	14	14	
TOTALS	RPI 1-25	RPI 26-50	W-L RECORDS	RPI 51-100	RPI 101-150	RPI 150+				
19- 7	2- 0	0- 4	OVERALL	1- 2	2- 0	14- 1				
9- 2	2- 0	0- 2	HOME	0- 0	1- 0	6- 0				
8- 5	0- 0	0- 2	AWAY	1- 2	0- 0	7- 1				
2- 0	0- 0	0- 0	NEUTRAL	0- 0	1- 0	1- 0				
6- 4	2- 0	0- 2	NON-CONFERENCE	1- 2	2- 0	1- 0				
3- 1	2- 0	0- 1	HOME	0- 0	1- 0	0- 0				
1- 3	0- 0	0- 1	AWAY	1- 2	0- 0	0- 0				
2- 0	0- 0	0- 0	NEUTRAL	0- 0	1- 0	1- 0				
13- 3	0- 0	0- 2	CONFERENCE	0- 0	0- 0	13- 1				
6- 1	0- 0	0- 1	HOME	0- 0	0- 0	6- 0				
7- 2	0- 0	0- 1	AWAY	0- 0	0- 0	7- 1				
0- 0	0- 0	0- 0	NEUTRAL	0- 0	0- 0	0- 0				

RPI 1-25				RPI 26-50				RPI 51-100				Team's RPI: 56		RPI 101+			
RPI	S	Opponent	Score	RPI	S	Opponent	Score	RPI	S	Opponent	Score			RPI	S	Opponent	Score
22	H	Creighton	50 49	28	A	Drake	57 70	51	A	Iowa	39 88			109	H	North Dakota	74 53
23	H	Kansas St.	67 59	28	H	Drake	79 88	59	A	IUPUI	69 62			139	N	Idaho	76 74
				32	H	South Dakota St.	50 61	67	A	Oklahoma St.	57 81			161	A	Missouri St.	61 54
				50	A	Iowa St.	68 76							178	A	Southern Ill.	59 64
														178	H	Southern Ill.	79 49
														196	A	Wichita St.	63 61
														213	A	Indiana St.	61 59
														213	H	Indiana St.	59 47
														232	A	Bradley	72 53
														232	H	Bradley	70 50
														255	A	Evansville	62 36
														255	H	Evansville	54 40
														309	N	Denver	79 68
														312	A	Illinois St.	78 40
														312	H	Illinois St.	82 51
														320	A	Loyola Chicago	89 43
														320	H	Loyola Chicago	68 30
LAST 12 Division I GAMES:																	
				28	A	Drake	57 70					255	A	Evansville	62 36		
				213	A	Indiana St.	61 59					28	H	Drake	79 88		
				320	A	Loyola Chicago	89 43					320	H	Loyola Chicago	68 30		
				312	H	Illinois St.	82 51					213	H	Indiana St.	59 47		
				232	H	Bradley	70 50					232	A	Bradley	72 53		
				178	A	Southern Ill.	59 64					312	A	Illinois St.	78 40		

Non-Div I Games: Wis.-Parkside 72 57

UNI

■ Loss, 
 ■ Non-Conf, S Site, 
 ■ Home 
 ■ Away 
 N Neutral

Average RPI Win:	202	WON-LOST	WINNING	LAST 10	STRENGTH OF	OPP. STRENGTH	TEAM	ADJ.	CONF.	ADJ CONF.
Average RPI Loss:	108	RECORD	PCT. RANK	GAMES	SCHEDULE	OF SCHEDULE	RPI	RPI	RPI	RPI
DIV. I ONLY	19- 9	79	7- 3	155	127	97	97	13	13	
DIV. I NON-CONF.	8- 3	67	0- 0	120	78	70	70	15	15	
TOTALS	RPI 1-25	RPI 26-50	W-L RECORDS	RPI 51-100	RPI 101-150	RPI 150+				
19- 9	0- 1	0- 3	OVERALL	3- 2	5- 0	11- 3				
10- 2	0- 0	0- 1	HOME	2- 0	2- 0	6- 1				
7- 4	0- 0	0- 1	AWAY	1- 1	1- 0	5- 2				
2- 3	0- 1	0- 1	NEUTRAL	0- 1	2- 0	0- 0				
8- 3	0- 1	0- 1	NON-CONFERENCE	1- 1	3- 0	4- 0				
4- 0	0- 0	0- 0	HOME	1- 0	1- 0	2- 0				
2- 0	0- 0	0- 0	AWAY	0- 0	0- 0	2- 0				
2- 3	0- 1	0- 1	NEUTRAL	0- 1	2- 0	0- 0				
11- 6	0- 0	0- 2	CONFERENCE	2- 1	2- 0	7- 3				
6- 2	0- 0	0- 1	HOME	1- 0	1- 0	4- 1				
5- 4	0- 0	0- 1	AWAY	1- 1	1- 0	3- 2				
0- 0	0- 0	0- 0	NEUTRAL	0- 0	0- 0	0- 0				

RPI 1-25				RPI 26-50				RPI 51-100				Team's RPI: 97	RPI 101+			
RPI	S	Opponent	Score	RPI	S	Opponent	Score	RPI	S	Opponent	Score		RPI	S	Opponent	Score
6	N	Oregon St.	59 62	34	N	South Fla.	42 77	58	A	Boise St.	58 55		113	H	Ole Miss	64 57
				48	A	Colorado St.	41 44	81	H	Southern California	77 66		139	N	Idaho	73 61
				48	H	Colorado St.	37 57	85	N	BYU	54 63		142	A	New Mexico	61 52
								88	A	Wyoming	57 79		142	H	New Mexico	56 42
								88	H	Wyoming	51 46		146	N	New Mexico St.	52 47
													176	H	Houston	64 53
													187	A	Utah St.	49 58
													187	H	Utah St.	55 53
													208	A	San Jose St.	63 55
													208	H	San Jose St.	65 76
													251	H	Tennessee St.	69 48
													264	A	San Diego St.	68 87
													264	H	San Diego St.	80 62
													287	A	Nevada	64 49
													287	H	Nevada	60 41
													304	A	Pepperdine	68 61
													322	A	UC Irvine	62 46
													324	A	Air Force	60 56
													324	H	Air Force	52 38
LAST 12 Division I GAMES:																
				187	A	Utah St.	49 58					48	A	Colorado St.	41 44	
				287	A	Nevada	64 49					142	A	New Mexico	61 52	
				324	H	Air Force	52 38					208	H	San Jose St.	65 76	
				264	H	San Diego St.	80 62					88	H	Wyoming	51 46	
				208	A	San Jose St.	63 55					324	A	Air Force	60 56	
				287	H	Nevada	60 41					264	A	San Diego St.	68 87	

Non-Div I Games: Concordia (CA) 102 46

UNLV

■ Loss, 
 ■ Non-Conf, S Site, 
 ■ Home 
 ■ Away 
 N Neutral

## USC Upstate

Through Games Of March 1, 2017

Average RPI Win:	296	WON-LOST	WINNING	LAST 10	STRENGTH OF	OPP. STRENGTH	TEAM	ADJ.	CONF.	ADJ CONF.
Average RPI Loss:	189	RECORD	PCT. RANK	GAMES	SCHEDULE	OF SCHEDULE	RPI	RPI	RPI	RPI
DIV. I ONLY	6- 20	312	1- 9	278	290	319	319	25	25	
DIV. I NON-CONF.	4- 8	230	0- 0	276	331	277	277	24	24	
TOTALS	RPI 1-25	RPI 26-50	W-L RECORDS	RPI 51-100	RPI 101-150	RPI 150+				
6- 20	0- 0	0- 0	OVERALL	0- 8	0- 1	6- 11				
3- 9	0- 0	0- 0	HOME	0- 3	0- 1	3- 5				
3- 11	0- 0	0- 0	AWAY	0- 5	0- 0	3- 6				
0- 0	0- 0	0- 0	NEUTRAL	0- 0	0- 0	0- 0				
4- 8	0- 0	0- 0	NON-CONFERENCE	0- 2	0- 1	4- 5				
1- 4	0- 0	0- 0	HOME	0- 0	0- 1	1- 3				
3- 4	0- 0	0- 0	AWAY	0- 2	0- 0	3- 2				
0- 0	0- 0	0- 0	NEUTRAL	0- 0	0- 0	0- 0				
2- 12	0- 0	0- 0	CONFERENCE	0- 6	0- 0	2- 6				
2- 5	0- 0	0- 0	HOME	0- 3	0- 0	2- 2				
0- 7	0- 0	0- 0	AWAY	0- 3	0- 0	0- 4				
0- 0	0- 0	0- 0	NEUTRAL	0- 0	0- 0	0- 0				

RPI 1-25				RPI 26-50				RPI 51-100				RPI 101+				Team's RPI: 319	
RPI	S	Opponent	Score	RPI	S	Opponent	Score	RPI	S	Opponent	Score	RPI	S	Opponent	Score		
								62	A	West Virginia	33	91	129	H	William & Mary	46	49
								76	A	Purdue	41	71	183	H	Campbell	41	56
								95	A	Jacksonville	46	59	201	A	Illinois	57	77
								95	H	Jacksonville	47	65	233	A	Presbyterian	55	48
								99	A	Stetson	68	80	235	H	UNC Asheville	59	70
								99	H	Stetson	55	77	244	A	Furman	37	57
								100	A	FGCU	43	93	248	H	UMES	76	63
								100	H	FGCU	50	80	276	A	Kennesaw St.	67	74
													276	H	Kennesaw St.	71	79
													294	A	North Florida	74	77
													294	H	North Florida	67	78
													296	A	Lipscomb	77	84
													296	H	Lipscomb	89	75
													313	H	Gardner-Webb	53	57
													314	A	NJIT	66	70
													314	H	NJIT	75	58
													338	A	N.C. Central	68	58
													347	A	South Carolina St.	73	67
LAST 12 Division I GAMES:																	
314	A	NJIT	66	70	276	A	Kennesaw St.	67	74								
99	H	Stetson	55	77	296	A	Lipscomb	77	84								
100	H	FGCU	50	80	276	H	Kennesaw St.	71	79								
95	A	Jacksonville	46	59	100	A	FGCU	43	93								
294	A	North Florida	74	77	99	A	Stetson	68	80								
296	H	Lipscomb	89	75	294	H	North Florida	67	78								

Non-Div I Games: Bob Jones 92 50 Converse 93 35 Warren Wilson 91 53

USC Upstate

Loss, Non-Conf, S Site, H Home A Away N Neutral

## UT Arlington

Through Games Of March 1, 2017

Average RPI Win:	214	WON-LOST	WINNING	LAST 10	STRENGTH OF	OPP. STRENGTH	TEAM	ADJ.	CONF.	ADJ CONF.
Average RPI Loss:	112	RECORD	PCT. RANK	GAMES	SCHEDULE	OF SCHEDULE	RPI	RPI	RPI	RPI
DIV. I ONLY	17- 7	67	7- 3	160	186	94	94	21	21	
DIV. I NON-CONF.	5- 3	122	0- 0	89	63	69	69	19	19	
TOTALS	RPI 1-25	RPI 26-50	W-L RECORDS	RPI 51-100	RPI 101-150	RPI 150+				
17- 7	0- 1	1- 1	OVERALL	0- 1	2- 3	14- 1				
9- 3	0- 0	0- 1	HOME	0- 1	1- 1	8- 0				
7- 4	0- 1	1- 0	AWAY	0- 0	1- 2	5- 1				
1- 0	0- 0	0- 0	NEUTRAL	0- 0	0- 0	1- 0				
5- 3	0- 1	1- 0	NON-CONFERENCE	0- 1	0- 1	4- 0				
2- 1	0- 0	0- 0	HOME	0- 1	0- 0	2- 0				
2- 2	0- 1	1- 0	AWAY	0- 0	0- 1	1- 0				
1- 0	0- 0	0- 0	NEUTRAL	0- 0	0- 0	1- 0				
12- 4	0- 0	0- 1	CONFERENCE	0- 0	2- 2	10- 1				
7- 2	0- 0	0- 1	HOME	0- 0	1- 1	6- 0				
5- 2	0- 0	0- 0	AWAY	0- 0	1- 1	4- 1				
0- 0	0- 0	0- 0	NEUTRAL	0- 0	0- 0	0- 0				

RPI 1-25				RPI 26-50				RPI 51-100				Team's RPI: 94	RPI 101+			
RPI	S	Opponent	Score	RPI	S	Opponent	Score	RPI	S	Opponent	Score		RPI	S	Opponent	Score
23	A	Kansas St.	49 62	43	A	Western Ky.	71 68	93	H	SFA	60 65		102	A	Texas Tech	60 79
				49	H	Little Rock	49 58						114	A	Troy	68 85
													114	H	Troy	78 72
													147	A	Texas St.	61 39
													147	H	Texas St.	69 75
													157	H	Louisiana	79 66
													194	H	UTSA	75 54
													196	H	Wichita St.	74 70
													209	A	Seton Hall	86 61
													214	A	Appalachian St.	73 62
													214	H	Appalachian St.	74 63
													227	A	Ga. Southern	69 60
													242	A	South Ala.	73 49
													242	H	South Ala.	53 41
													257	A	Coastal Caro.	70 41
													257	H	Coastal Caro.	60 58
													258	A	Georgia St.	59 64
													264	N	San Diego St.	64 58
													321	H	Arkansas St.	69 58
													335	H	La.-Monroe	93 59
LAST 12 Division I GAMES:																
242	H	South Ala.	53 41	147	H	Texas St.	69 75									
114	H	Troy	78 72	214	A	Appalachian St.	73 62									
258	A	Georgia St.	59 64	257	A	Coastal Caro.	70 41									
227	A	Ga. Southern	69 60	335	H	La.-Monroe	93 59									
321	H	Arkansas St.	69 58	157	H	Louisiana	79 66									
49	H	Little Rock	49 58	114	A	Troy	68 85									

Non-Div I Games: Tex. A&amp;M-Commerce 80 50 Eastern N.M. 65 48

UT Arlington

■ Loss, 
 ■ Non-Conf, S Site, 
 ■ Home 
 ■ Away 
 N Neutral

Average RPI Win:	260	WON-LOST	WINNING	LAST 10	STRENGTH OF	OPP. STRENGTH	TEAM	ADJ.	CONF.	ADJ CONF.
Average RPI Loss:	156	RECORD	PCT. RANK	GAMES	SCHEDULE	OF SCHEDULE	RPI	RPI	RPI	RPI
DIV. I ONLY	11- 18	244	7- 3	202	199	234	234	26	26	
DIV. I NON-CONF.	3- 10	280	0- 0	123	39	239	239	26	26	
TOTALS	RPI 1-25	RPI 26-50	W-L RECORDS	RPI 51-100	RPI 101-150	RPI 150+				
11- 18	0- 3	0- 0	OVERALL	0- 4	0- 1	11- 10				
7- 6	0- 1	0- 0	HOME	0- 1	0- 1	7- 3				
4- 12	0- 2	0- 0	AWAY	0- 3	0- 0	4- 7				
0- 0	0- 0	0- 0	NEUTRAL	0- 0	0- 0	0- 0				
3- 10	0- 3	0- 0	NON-CONFERENCE	0- 3	0- 1	3- 3				
2- 3	0- 1	0- 0	HOME	0- 1	0- 1	2- 0				
1- 7	0- 2	0- 0	AWAY	0- 2	0- 0	1- 3				
0- 0	0- 0	0- 0	NEUTRAL	0- 0	0- 0	0- 0				
8- 8	0- 0	0- 0	CONFERENCE	0- 1	0- 0	8- 7				
5- 3	0- 0	0- 0	HOME	0- 0	0- 0	5- 3				
3- 5	0- 0	0- 0	AWAY	0- 1	0- 0	3- 4				
0- 0	0- 0	0- 0	NEUTRAL	0- 0	0- 0	0- 0				

RPI 1-25				RPI 26-50				RPI 51-100				RPI 101+ Team's RPI: 234			
RPI	S	Opponent	Score	RPI	S	Opponent	Score	RPI	S	Opponent	Score	RPI	S	Opponent	Score
12	H	Louisville	57 100					53	A	Ohio	55 72	103	H	Vanderbilt	77 79
16	A	DePaul	68 100					60	A	Belmont	66 71	151	A	Oral Roberts	53 82
20	A	Missouri	69 80					72	A	Northwestern	59 82	178	H	Southern Ill.	76 68
								83	H	Chattanooga	60 80	185	H	Morehead St.	68 89
												200	A	SIUE	82 72
												200	H	SIUE	68 70
												236	A	Samford	62 69
												247	H	Jacksonville St.	94 83
												251	A	Tennessee St.	80 85
												253	A	Austin Peay	60 85
												253	H	Austin Peay	83 80
												265	A	Murray St.	90 70
												265	H	Murray St.	83 82
												268	A	Southeast Mo. St.	82 73
												268	H	Southeast Mo. St.	79 82
												273	A	Tennessee Tech	71 81
												279	A	Western Caro.	84 72
												281	A	N.C. A&T	59 74
												286	H	Eastern Ky.	66 56
												297	A	Eastern Ill.	70 80
												297	H	Eastern Ill.	74 72
												321	H	Arkansas St.	68 63
LAST 12 Division I GAMES:															
265	H	Murray St.	83 82	273	A	Tennessee Tech	71 81								
253	A	Austin Peay	60 85	265	A	Murray St.	90 70								
268	A	Southeast Mo. St.	82 73	253	H	Austin Peay	83 80								
200	A	SIUE	82 72	200	H	SIUE	68 70								
297	H	Eastern Ill.	74 72	297	A	Eastern Ill.	70 80								
286	H	Eastern Ky.	66 56	268	H	Southeast Mo. St.	79 82								

Non-Div I Games:

UT Martin

■ Loss, 
 ■ Non-Conf, 
 ■ S Site, 
 ■ Home 
 ■ A Away 
 N Neutral

Average RPI Win:	284	WON-LOST	WINNING	LAST 10	STRENGTH OF	OPP. STRENGTH	TEAM	ADJ.	CONF.	ADJ CONF.
Average RPI Loss:	145	RECORD	PCT. RANK	GAMES	SCHEDULE	OF SCHEDULE	RPI	RPI	RPI	RPI
DIV. I ONLY	7- 20	301	3- 7	186	175	301	301	14	14	
DIV. I NON-CONF.	2- 9	293	0- 0	112	209	297	297	16	16	
TOTALS	RPI 1-25	RPI 26-50	W-L RECORDS	RPI 51-100	RPI 101-150	RPI 150+				
7- 20	0- 1	0- 3	OVERALL	0- 1	1- 6	6- 9				
6- 8	0- 0	0- 1	HOME	0- 0	1- 2	5- 5				
1- 7	0- 0	0- 0	AWAY	0- 1	0- 3	1- 3				
0- 5	0- 1	0- 2	NEUTRAL	0- 0	0- 1	0- 1				
2- 9	0- 1	0- 2	NON-CONFERENCE	0- 0	0- 3	2- 3				
2- 3	0- 0	0- 0	HOME	0- 0	0- 1	2- 2				
0- 1	0- 0	0- 0	AWAY	0- 0	0- 1	0- 0				
0- 5	0- 1	0- 2	NEUTRAL	0- 0	0- 1	0- 1				
5- 11	0- 0	0- 1	CONFERENCE	0- 1	1- 3	4- 6				
4- 5	0- 0	0- 1	HOME	0- 0	1- 1	3- 3				
1- 6	0- 0	0- 0	AWAY	0- 1	0- 2	1- 3				
0- 0	0- 0	0- 0	NEUTRAL	0- 0	0- 0	0- 0				

RPI 1-25				RPI 26-50				RPI 51-100				RPI 101+				Team's RPI: 301	
RPI	S	Opponent	Score	RPI	S	Opponent	Score	RPI	S	Opponent	Score	RPI	S	Opponent	Score		
23	N	Kansas St.	40 61	33	N	North Carolina St.	55 71	75	A	Middle Tenn.	53 76	127	A	Southern Miss.	48 73		
				37	N	LSU	45 78					127	H	Southern Miss.	68 79		
				43	H	Western Ky.	54 71					131	N	Alabama	60 78		
												142	A	New Mexico	66 79		
												143	A	Louisiana Tech	61 69		
												143	H	Louisiana Tech	69 62		
												146	H	New Mexico St.	59 67		
												156	N	Pittsburgh	46 71		
												166	H	Rice	76 80		
												181	H	North Texas	69 76		
												182	A	UAB	61 74		
												194	A	UTSA	76 97		
												194	H	UTSA	81 83		
												203	H	Texas Southern	68 89		
												260	H	Marshall	84 74		
												267	H	CSU Bakersfield	74 61		
												288	H	Northern Ariz.	51 65		
												305	A	FIU	87 88		
												305	H	FIU	88 47		
												336	A	Fla. Atlantic	51 50		
												336	H	Fla. Atlantic	69 59		
												341	H	Houston Baptist	75 45		
LAST 12 Division I GAMES:																	
305	H	FIU	88 47	75	A	Middle Tenn.	53 76										
336	H	Fla. Atlantic	69 59	182	A	UAB	61 74										
166	H	Rice	76 80	260	H	Marshall	84 74										
181	H	North Texas	69 76	43	H	Western Ky.	54 71										
127	A	Southern Miss.	48 73	194	A	UTSA	76 97										
143	A	Louisiana Tech	61 69	336	A	Fla. Atlantic	51 50										

Non-Div I Games: Western N.M. 93 46

UTEP

■ Loss, 
 ■ Non-Conf, S Site, 
 ■ Home 
 ■ Away 
 N Neutral



Average RPI Win:	295	WON-LOST	WINNING	LAST 10	STRENGTH OF	OPP. STRENGTH	TEAM	ADJ.	CONF.	ADJ CONF.
Average RPI Loss:	154	RECORD	PCT. RANK	GAMES	SCHEDULE	OF SCHEDULE	RPI	RPI	RPI	RPI
DIV. I ONLY	15- 11	128	5- 4	342	216	224	224	29	29	
DIV. I NON-CONF.	7- 6	157	1- 1	325	64	201	201	29	29	
TOTALS	RPI 1-25	RPI 26-50	W-L RECORDS	RPI 51-100	RPI 101-150	RPI 150+				
15- 11	0- 2	0- 0	OVERALL	0- 1	0- 2	15- 6				
8- 3	0- 0	0- 0	HOME	0- 0	0- 0	8- 3				
6- 8	0- 2	0- 0	AWAY	0- 1	0- 2	6- 3				
1- 0	0- 0	0- 0	NEUTRAL	0- 0	0- 0	1- 0				
7- 6	0- 2	0- 0	NON-CONFERENCE	0- 1	0- 1	7- 2				
4- 1	0- 0	0- 0	HOME	0- 0	0- 0	4- 1				
2- 5	0- 2	0- 0	AWAY	0- 1	0- 1	2- 1				
1- 0	0- 0	0- 0	NEUTRAL	0- 0	0- 0	1- 0				
8- 5	0- 0	0- 0	CONFERENCE	0- 0	0- 1	8- 4				
4- 2	0- 0	0- 0	HOME	0- 0	0- 0	4- 2				
4- 3	0- 0	0- 0	AWAY	0- 0	0- 1	4- 2				
0- 0	0- 0	0- 0	NEUTRAL	0- 0	0- 0	0- 0				

RPI 1-25				RPI 26-50				RPI 51-100				RPI 101+ Team's RPI: 224			
RPI	S	Opponent	Score	RPI	S	Opponent	Score	RPI	S	Opponent	Score	RPI	S	Opponent	Score
13	A	Texas	61 85					67	A	Oklahoma St.	53 86	104	A	Abilene Christian	54 70
19	A	Oklahoma	59 92									146	A	New Mexico St.	67 87
												176	H	Houston	52 68
												181	N	North Texas	74 69
												197	A	Nebraska	53 71
												215	A	Seattle U	58 57
												215	H	Seattle U	54 67
												228	A	Grand Canyon	59 60
												228	H	Grand Canyon	52 49
												267	A	CSU Bakersfield	46 74
												267	H	CSU Bakersfield	61 67
												283	H	Prairie View	82 74
												290	A	A&M-Corpus Christi	68 65
												290	H	A&M-Corpus Christi	55 46
												298	H	North Dakota St.	81 67
												315	A	UMKC	63 52
												315	H	UMKC	74 39
												331	A	Utah Valley	64 45
												331	H	Utah Valley	64 55
												337	A	Sam Houston St.	69 45
												337	H	Sam Houston St.	78 50
												340	A	Chicago St.	57 46
												340	H	Chicago St.	71 43
LAST 12 Division I GAMES:															
104	A	Abilene Christian	54 70	228	H	Grand Canyon	52 49	315	A	UMKC	63 52	215	H	Seattle U	54 67
181	N	North Texas	74 69	331	A	Utah Valley	64 55	340	A	Chicago St.	57 46	228	A	Grand Canyon	59 60
331	A	Utah Valley	64 45	267	H	CSU Bakersfield	61 67								
215	A	Seattle U	58 57												
146	A	New Mexico St.	67 87												

Non-Div I Games: St. Thomas (TX) 63 56 Texas Lutheran 68 52 Evangel 86 55

UTRGV

Loss, Non-Conf, S Site, H Home A Away N Neutral

Average RPI Win: <b>229</b>	WON-LOST	WINNING	LAST 10	STRENGTH OF	OPP. STRENGTH	TEAM	ADJ.	CONF.	ADJ CONF.
Average RPI Loss: <b>122</b>	RECORD	PCT. RANK	GAMES	SCHEDULE	OF SCHEDULE	RPI	RPI	RPI	RPI
DIV. I ONLY	<b>12- 13</b>	<b>192</b>	<b>4- 6</b>	<b>158</b>	<b>129</b>	<b>194</b>	<b>194</b>	<b>14</b>	<b>14</b>
DIV. I NON-CONF.	<b>3- 6</b>	<b>230</b>	<b>0- 0</b>	<b>31</b>	<b>51</b>	<b>183</b>	<b>183</b>	<b>16</b>	<b>16</b>
TOTALS	RPI 1-25	RPI 26-50	W-L RECORDS	RPI 51-100	RPI 101-150	RPI 150+			
12- 13	0- 1	1- 1	OVERALL	0- 3	3- 4	8- 4			
8- 7	0- 0	1- 0	HOME	0- 1	3- 2	4- 4			
4- 6	0- 1	0- 1	AWAY	0- 2	0- 2	4- 0			
0- 0	0- 0	0- 0	NEUTRAL	0- 0	0- 0	0- 0			
3- 6	0- 1	0- 1	NON-CONFERENCE	0- 2	2- 1	1- 1			
3- 3	0- 0	0- 0	HOME	0- 1	2- 1	1- 1			
0- 3	0- 1	0- 1	AWAY	0- 1	0- 0	0- 0			
0- 0	0- 0	0- 0	NEUTRAL	0- 0	0- 0	0- 0			
9- 7	0- 0	1- 0	CONFERENCE	0- 1	1- 3	7- 3			
5- 4	0- 0	1- 0	HOME	0- 0	1- 1	3- 3			
4- 3	0- 0	0- 0	AWAY	0- 1	0- 2	4- 0			
0- 0	0- 0	0- 0	NEUTRAL	0- 0	0- 0	0- 0			

RPI 1-25				RPI 26-50				RPI 51-100				RPI 101+ Team's RPI: 194			
RPI	S	Opponent	Score	RPI	S	Opponent	Score	RPI	S	Opponent	Score	RPI	S	Opponent	Score
13	A	Texas	43 <b>76</b>	42	A	Oregon	63 <b>77</b>	63	H	Tulane	66 <b>75</b>	104	H	Abilene Christian	71 68
				43	H	Western Ky.	80 77	75	A	Middle Tenn.	63 <b>77</b>	125	H	Northern Colo.	66 <b>73</b>
								94	A	UT Arlington	54 <b>75</b>	127	A	Southern Miss.	71 <b>74</b>
												127	H	Southern Miss.	68 <b>69</b>
												143	A	Louisiana Tech	71 <b>77</b>
												143	H	Louisiana Tech	63 61
												147	H	Texas St.	72 47
												166	H	Rice	61 <b>66</b>
												176	H	Houston	49 <b>56</b>
												181	H	North Texas	55 <b>58</b>
												182	A	UAB	82 67
												246	H	Liberty	80 64
												260	H	Marshall	81 <b>88</b>
												301	A	UTEP	83 81
												301	H	UTEP	97 76
												305	A	FIU	70 61
												305	H	FIU	69 55
												336	A	Fla. Atlantic	72 62
												336	H	Fla. Atlantic	97 66
LAST 12 Division I GAMES:															
336	H	Fla. Atlantic	97 66	182	A	UAB	82 67	75	A	Middle Tenn.	63 <b>77</b>				
305	H	FIU	69 55	43	H	Western Ky.	80 77	260	H	Marshall	81 <b>88</b>				
181	H	North Texas	55 <b>58</b>	301	H	UTEP	97 76	305	A	FIU	70 61				
166	H	Rice	61 <b>66</b>												
143	A	Louisiana Tech	71 <b>77</b>												
127	A	Southern Miss.	71 <b>74</b>												

Non-Div I Games: Tex. A&M-Kingsville70 44 Angelo St. 77 **85**

UTSA

Loss, Non-Conf, S Site, H Home A Away N Neutral

Average RPI Win:	163	WON-LOST	WINNING	LAST 10	STRENGTH OF	OPP. STRENGTH	TEAM	ADJ.	CONF.	ADJ CONF.
Average RPI Loss:	37	RECORD	PCT. RANK	GAMES	SCHEDULE	OF SCHEDULE	RPI	RPI	RPI	RPI
DIV. I ONLY	16- 13	143	3- 7	36	40	65	65	1	1	
DIV. I NON-CONF.	11- 0	1	0- 0	182	310	31	31	1	1	
TOTALS	RPI 1-25	RPI 26-50	W-L RECORDS	RPI 51-100	RPI 101-150	RPI 150+				
16- 13	0- 7	0- 3	OVERALL	6- 1	3- 2	7- 0				
9- 7	0- 3	0- 2	HOME	4- 0	0- 2	5- 0				
6- 6	0- 4	0- 1	AWAY	2- 1	2- 0	2- 0				
1- 0	0- 0	0- 0	NEUTRAL	0- 0	1- 0	0- 0				
11- 0	0- 0	0- 0	NON-CONFERENCE	2- 0	2- 0	7- 0				
7- 0	0- 0	0- 0	HOME	2- 0	0- 0	5- 0				
3- 0	0- 0	0- 0	AWAY	0- 0	1- 0	2- 0				
1- 0	0- 0	0- 0	NEUTRAL	0- 0	1- 0	0- 0				
5- 13	0- 7	0- 3	CONFERENCE	4- 1	1- 2	0- 0				
2- 7	0- 3	0- 2	HOME	2- 0	0- 2	0- 0				
3- 6	0- 4	0- 1	AWAY	2- 1	1- 0	0- 0				
0- 0	0- 0	0- 0	NEUTRAL	0- 0	0- 0	0- 0				

RPI 1-25				RPI 26-50				RPI 51-100				Team's RPI: 65				RPI 101+			
RPI	S	Opponent	Score	RPI	S	Opponent	Score	RPI	S	Opponent	Score	RPI	S	Opponent	Score	RPI	S	Opponent	Score
6	A	Oregon St.	44 70	31	H	Arizona St.	44 66	55	A	California	73 64	107	A	Washington St.	74 57				
6	H	Oregon St.	49 63	42	A	Oregon	66 84	55	H	California	63 57	107	H	Washington St.	55 61				
7	A	Washington	77 84	42	H	Oregon	61 73	81	A	Southern California	58 53	116	N	Charlotte	81 68				
7	H	Washington	53 82					84	H	Montana St.	74 64	122	H	Arizona	70 81				
8	A	Stanford	51 87					85	H	BYU	77 60	128	A	St. Mary's (CA)	63 62				
8	H	Stanford	58 77					87	A	Colorado	49 54	174	A	Fresno St.	65 55				
10	A	UCLA	56 67					87	H	Colorado	58 53	187	H	Utah St.	65 58				
												252	H	Weber St.	71 52				
												284	H	Southern Utah	69 43				
												287	A	Nevada	80 50				
												288	H	Northern Ariz.	78 65				
												331	H	Utah Valley	100 52				

Non-Div I Games:

Utah

■ Loss, 
 ■ Non-Conf, S Site, 
 ■ Home 
 ■ Away 
 N Neutral

Average RPI Win:	220	WON-LOST	WINNING	LAST 10	STRENGTH OF	OPP. STRENGTH	TEAM	ADJ.	CONF.	ADJ CONF.
Average RPI Loss:	139	RECORD	PCT. RANK	GAMES	SCHEDULE	OF SCHEDULE	RPI	RPI	RPI	RPI
DIV. I ONLY	15- 13	158	7- 3	217	174	187	187	13	13	
DIV. I NON-CONF.	6- 4	127	0- 0	326	253	233	233	15	15	
TOTALS	RPI 1-25	RPI 26-50	W-L RECORDS	RPI 51-100	RPI 101-150	RPI 150+				
15- 13	0- 0	1- 1	OVERALL	3- 6	0- 3	11- 3				
11- 4	0- 0	1- 0	HOME	3- 2	0- 1	7- 1				
3- 9	0- 0	0- 1	AWAY	0- 4	0- 2	3- 2				
1- 0	0- 0	0- 0	NEUTRAL	0- 0	0- 0	1- 0				
6- 4	0- 0	0- 0	NON-CONFERENCE	1- 2	0- 1	5- 1				
4- 2	0- 0	0- 0	HOME	1- 1	0- 0	3- 1				
1- 2	0- 0	0- 0	AWAY	0- 1	0- 1	1- 0				
1- 0	0- 0	0- 0	NEUTRAL	0- 0	0- 0	1- 0				
9- 9	0- 0	1- 1	CONFERENCE	2- 4	0- 2	6- 2				
7- 2	0- 0	1- 0	HOME	2- 1	0- 1	4- 0				
2- 7	0- 0	0- 1	AWAY	0- 3	0- 1	2- 2				
0- 0	0- 0	0- 0	NEUTRAL	0- 0	0- 0	0- 0				

RPI 1-25				RPI 26-50				RPI 51-100				RPI 101+ Team's RPI: 187			
RPI	S	Opponent	Score	RPI	S	Opponent	Score	RPI	S	Opponent	Score	RPI	S	Opponent	Score
				48	A	Colorado St.	43 74	58	A	Boise St.	56 76	122	A	Arizona	57 61
				48	H	Colorado St.	55 48	58	H	Boise St.	65 63	142	A	New Mexico	67 78
								65	A	Utah	58 65	142	H	New Mexico	58 68
								84	H	Montana St.	64 56	153	H	Idaho St.	69 56
								85	H	BYU	40 60	174	A	Fresno St.	52 47
								88	A	Wyoming	40 59	208	H	San Jose St.	82 78
								88	H	Wyoming	48 71	264	A	San Diego St.	59 66
								97	A	UNLV	53 55	264	H	San Diego St.	53 47
								97	H	UNLV	58 49	284	H	Southern Utah	54 70
												287	A	Nevada	81 69
												287	H	Nevada	60 57
												322	H	UC Irvine	66 52
												324	A	Air Force	61 64
												324	H	Air Force	65 62
												328	A	Montana	65 47
												329	N	Incarnate Word	79 46
												331	H	Utah Valley	56 45
LAST 12 Division I GAMES:															
				97	H	UNLV	58 49	48	H	Colorado St.	55 48				
				324	A	Air Force	61 64	58	H	Boise St.	65 63				
				208	H	San Jose St.	82 78	287	A	Nevada	81 69				
				287	H	Nevada	60 57	174	A	Fresno St.	52 47				
				264	A	San Diego St.	59 66	142	H	New Mexico	58 68				
				88	A	Wyoming	40 59	48	A	Colorado St.	43 74				

Non-Div I Games: Westminster (UT) 72 49

Utah St.

## Utah Valley

Through Games Of March 1, 2017

Average RPI Win:	315	WON-LOST	WINNING	LAST 10	STRENGTH OF	OPP. STRENGTH	TEAM	ADJ.	CONF.	ADJ CONF.
Average RPI Loss:	198	RECORD	PCT. RANK	GAMES	SCHEDULE	OF SCHEDULE	RPI	RPI	RPI	RPI
DIV. I ONLY	6- 20	312	2- 8	319	292	331	331	29	29	
DIV. I NON-CONF.	3- 10	280	0- 0	303	206	323	323	29	29	
TOTALS	RPI 1-25	RPI 26-50	W-L RECORDS	RPI 51-100	RPI 101-150	RPI 150+				
6- 20	0- 0	0- 1	OVERALL	0- 2	0- 3	6- 14				
4- 8	0- 0	0- 0	HOME	0- 1	0- 2	4- 5				
2- 10	0- 0	0- 0	AWAY	0- 0	0- 0	2- 2				
0- 2	0- 0	0- 1	NEUTRAL	0- 0	0- 0	0- 1				
3- 10	0- 0	0- 1	NON-CONFERENCE	0- 2	0- 1	3- 6				
2- 3	0- 0	0- 0	HOME	0- 1	0- 1	2- 1				
1- 5	0- 0	0- 0	AWAY	0- 1	0- 0	1- 4				
0- 2	0- 0	0- 1	NEUTRAL	0- 0	0- 0	0- 1				
3- 10	0- 0	0- 0	CONFERENCE	0- 0	0- 2	3- 8				
2- 5	0- 0	0- 0	HOME	0- 0	0- 1	2- 4				
1- 5	0- 0	0- 0	AWAY	0- 0	0- 1	1- 4				
0- 0	0- 0	0- 0	NEUTRAL	0- 0	0- 0	0- 0				

RPI 1-25				RPI 26-50				RPI 51-100				RPI 101+				Team's RPI: 331	
RPI	S	Opponent	Score	RPI	S	Opponent	Score	RPI	S	Opponent	Score	RPI	S	Opponent	Score		
				35	N	Central Mich.	62 71	65	A	Utah	52 100	137	H	Eastern Wash.	50 83		
								85	H	BYU	50 68	146	A	New Mexico St.	46 63		
												146	H	New Mexico St.	53 66		
												153	A	Idaho St.	56 61		
												187	A	Utah St.	45 56		
												200	N	SIUE	64 71		
												215	H	Seattle U	51 69		
												224	A	UTRGV	55 64		
												224	H	UTRGV	45 64		
												228	A	Grand Canyon	42 60		
												228	H	Grand Canyon	46 62		
												252	H	Weber St.	61 64		
												261	A	Cal Poly	65 77		
												267	A	CSU Bakersfield	39 55		
												267	H	CSU Bakersfield	59 63		
												284	A	Southern Utah	70 64		
												304	H	Pepperdine	72 65		
												309	H	Denver	72 58		
												315	A	UMKC	63 66		
												315	H	UMKC	58 39		
LAST 12 Division I GAMES:																	
				224	H	UTRGV	45 64	215	H	Seattle U	51 69	324	A	Air Force	53 64		
				146	H	New Mexico St.	53 66	146	A	New Mexico St.	46 63	340	A	Chicago St.	62 59		
				228	A	Grand Canyon	42 60	224	A	UTRGV	55 64	340	H	Chicago St.	73 54		
				267	A	CSU Bakersfield	39 55	267	H	CSU Bakersfield	59 63						
				340	H	Chicago St.	73 54	315	A	UMKC	63 66						
				315	H	UMKC	58 39	340	A	Chicago St.	62 59						

Non-Div I Games: Dixie St. 68 56 Antelope Valley 87 47

Utah Valley

Loss, Non-Conf, S Site, H Home A Away N Neutral

Average RPI Win:	215	WON-LOST	WINNING	LAST 10	STRENGTH OF	OPP. STRENGTH	TEAM	ADJ.	CONF.	ADJ CONF.
Average RPI Loss:	103	RECORD	PCT. RANK	GAMES	SCHEDULE	OF SCHEDULE	RPI	RPI	RPI	RPI
DIV. I ONLY	16- 14	161	6- 4	113	128	140	140	12	12	
DIV. I NON-CONF.	7- 6	157	0- 0	106	118	123	123	12	12	
TOTALS	RPI 1-25	RPI 26-50	W-L RECORDS	RPI 51-100	RPI 101-150	RPI 150+				
16- 14	0- 0	0- 2	OVERALL	1- 3	1- 8	14- 1				
9- 6	0- 0	0- 1	HOME	0- 2	0- 3	9- 0				
5- 8	0- 0	0- 0	AWAY	0- 0	1- 0	4- 0				
2- 0	0- 0	0- 0	NEUTRAL	1- 0	0- 0	1- 0				
7- 6	0- 0	0- 0	NON-CONFERENCE	1- 3	0- 3	6- 0				
3- 3	0- 0	0- 0	HOME	0- 2	0- 1	3- 0				
2- 3	0- 0	0- 0	AWAY	0- 1	0- 2	2- 0				
2- 0	0- 0	0- 0	NEUTRAL	1- 0	0- 0	1- 0				
9- 8	0- 0	0- 2	CONFERENCE	0- 0	1- 5	8- 1				
6- 3	0- 0	0- 1	HOME	0- 0	0- 2	6- 0				
3- 5	0- 0	0- 1	AWAY	0- 0	1- 3	2- 1				
0- 0	0- 0	0- 0	NEUTRAL	0- 0	0- 0	0- 0				

RPI S	Opponent	Score	RPI S	Opponent	Score	RPI S	Opponent	Score	RPI S	Opponent	Score	Team's RPI: 140
44	H Dayton	48 68	47	A George Washington	67 81	57	N Villanova	68 66	105	A Saint Louis	72 77	
						59	H IUPUI	62 71	105	H Saint Louis	48 62	
						77	A Wake Forest	54 60	110	A Saint Joseph's	58 64	
						80	H Minnesota	69 79	110	H Saint Joseph's	70 80	
									113	A Ole Miss	57 77	
									117	A Old Dominion	60 70	
									119	A Fordham	61 58	
									136	A Duquesne	51 70	
									150	H Iona	57 59	
									165	H La Salle	61 56	
									175	H Brown	85 72	
									183	A Campbell	66 53	
									191	N American	68 62	
									193	A George Mason	59 70	
									212	H UNCG	65 54	
									230	A Richmond	57 55	
									230	H Richmond	62 55	
									230	H Richmond	72 64	
									240	A St. Bonaventure	77 60	
									244	A Furman	75 61	
									275	H Davidson	54 47	
									282	H Coppin St.	73 44	
									300	H Rhode Island	68 57	
									306	H Massachusetts	55 52	
LAST 12 Division I GAMES:												
230	H Richmond	72 64	44	H Dayton	48 68							
275	H Davidson	54 47	230	A Richmond	57 55							
240	A St. Bonaventure	77 60	306	H Massachusetts	55 52							
110	H Saint Joseph's	70 80	119	A Fordham	61 58							
136	A Duquesne	51 70	300	H Rhode Island	68 57							
105	A Saint Louis	72 77	193	A George Mason	59 70							

Non-Div I Games:

VCU

## Valparaiso

Through Games Of March 1, 2017

Average RPI Win:	280	WON-LOST	WINNING	LAST 10	STRENGTH OF	OPP. STRENGTH	TEAM	ADJ.	CONF.	ADJ CONF.
Average RPI Loss:	165	RECORD	PCT. RANK	GAMES	SCHEDULE	OF SCHEDULE	RPI	RPI	RPI	RPI
DIV. I ONLY	7- 20	301	4- 6	234	224	302	302	19	19	
DIV. I NON-CONF.	3- 6	230	0- 0	275	177	280	280	21	21	
TOTALS	RPI 1-25	RPI 26-50	W-L RECORDS	RPI 51-100	RPI 101-150	RPI 150+				
7- 20	0- 1	0- 3	OVERALL	0- 1	0- 4	7- 11				
5- 8	0- 0	0- 1	HOME	0- 0	0- 2	5- 5				
2- 12	0- 0	0- 0	AWAY	0- 0	0- 0	2- 0				
0- 0	0- 0	0- 0	NEUTRAL	0- 0	0- 0	0- 0				
3- 6	0- 1	0- 1	NON-CONFERENCE	0- 1	0- 0	3- 3				
2- 2	0- 0	0- 0	HOME	0- 0	0- 0	2- 2				
1- 4	0- 1	0- 1	AWAY	0- 1	0- 0	1- 1				
0- 0	0- 0	0- 0	NEUTRAL	0- 0	0- 0	0- 0				
4- 14	0- 0	0- 2	CONFERENCE	0- 0	0- 4	4- 8				
3- 6	0- 0	0- 1	HOME	0- 0	0- 2	3- 3				
1- 8	0- 0	0- 1	AWAY	0- 0	0- 2	1- 5				
0- 0	0- 0	0- 0	NEUTRAL	0- 0	0- 0	0- 0				

RPI 1-25				RPI 26-50				RPI 51-100				RPI 101+ Team's RPI: 302			
RPI	S	Opponent	Score	RPI	S	Opponent	Score	RPI	S	Opponent	Score	RPI	S	Opponent	Score
2	A	Notre Dame	54 114	29	A	Green Bay	35 56	99	A	Stetson	75 87	134	A	Wright St.	48 63
				29	H	Green Bay	36 75					134	H	Wright St.	52 65
				45	A	Indiana	58 87					145	A	Oakland	63 104
												145	H	Oakland	60 98
												152	A	Milwaukee	64 80
												152	H	Milwaukee	74 85
												160	A	Detroit Mercy	60 85
												160	H	Detroit Mercy	57 55
												179	A	Cleveland St.	60 71
												179	H	Cleveland St.	62 66
												232	H	Bradley	56 67
												246	H	Liberty	70 68
												255	H	Evansville	65 70
												285	A	Northern Ky.	41 32
												285	H	Northern Ky.	55 70
												297	H	Eastern Ill.	73 68
												311	A	Youngstown St.	70 76
												311	H	Youngstown St.	77 60
												312	A	Illinois St.	56 77
												323	A	Ill.-Chicago	60 74
												323	H	Ill.-Chicago	72 63
												340	A	Chicago St.	53 51
LAST 12 Division I GAMES:															
323	H	Ill.-Chicago	72 63	179	H	Cleveland St.	62 66								
152	A	Milwaukee	64 80	311	H	Youngstown St.	77 60								
160	H	Detroit Mercy	57 55	323	A	Ill.-Chicago	60 74								
145	H	Oakland	60 98	134	H	Wright St.	52 65								
285	A	Northern Ky.	41 32	285	H	Northern Ky.	55 70								
134	A	Wright St.	48 63	29	A	Green Bay	35 56								

Non-Div I Games: Ind.-Kokomo 102 47 Grace (IN) 71 49

Valparaiso

Loss, Non-Conf, S Site, H Home A Away N Neutral

## Vanderbilt

Through Games Of March 1, 2017

Average RPI Win:	164	WON-LOST	WINNING	LAST 10	STRENGTH OF	OPP. STRENGTH	TEAM	ADJ.	CONF.	ADJ CONF.
Average RPI Loss:	52	RECORD	PCT. RANK	GAMES	SCHEDULE	OF SCHEDULE	RPI	RPI	RPI	RPI
DIV. I ONLY	14- 16	195	4- 6	41	39	103	103	2	2	
DIV. I NON-CONF.	10- 3	54	0- 0	103	124	50	50	2	2	
TOTALS	RPI 1-25	RPI 26-50	W-L RECORDS	RPI 51-100	RPI 101-150	RPI 150+				
14- 16	1- 8	1- 3	OVERALL	2- 2	2- 2	8- 1				
10- 5	1- 3	1- 1	HOME	2- 1	2- 0	4- 0				
3- 10	0- 5	0- 2	AWAY	0- 1	0- 1	3- 1				
1- 1	0- 0	0- 0	NEUTRAL	0- 0	0- 1	1- 0				
10- 3	1- 1	0- 1	NON-CONFERENCE	2- 0	0- 1	7- 0				
6- 1	1- 1	0- 0	HOME	2- 0	0- 0	3- 0				
3- 2	0- 0	0- 1	AWAY	0- 0	0- 1	3- 0				
1- 0	0- 0	0- 0	NEUTRAL	0- 0	0- 0	1- 0				
4- 13	0- 7	1- 2	CONFERENCE	0- 2	2- 1	1- 1				
4- 4	0- 2	1- 1	HOME	0- 1	2- 0	1- 0				
0- 8	0- 5	0- 1	AWAY	0- 1	0- 0	0- 1				
0- 1	0- 0	0- 0	NEUTRAL	0- 0	0- 1	0- 0				

RPI	S	Opponent	Score	RPI	S	Opponent	Score	RPI	S	Opponent	Score	RPI	S	Opponent	Score	Team's RPI: 103
3	A	South Carolina	51 82	37	A	LSU	58 64	63	H	Tulane	74 63	113	H	Ole Miss	85 67	
5	A	Mississippi St.	41 86	37	H	LSU	70 68	78	H	Florida	73 93	131	H	Alabama	87 80	
9	H	Duke	77 73	38	H	Auburn	59 64	82	H	Drexel	73 63	131	N	Alabama	57 77	
12	H	Louisville	66 78	45	A	Indiana	61 94	90	A	Georgia	68 70	144	A	Memphis	59 75	
14	A	Kentucky	63 71									167	A	Arkansas	56 59	
15	A	Tennessee	63 91									167	H	Arkansas	66 64	
15	H	Tennessee	57 70									192	H	Robert Morris	75 59	
20	H	Missouri	68 74									199	A	ETSU	80 72	
25	A	Texas A&M	72 77									200	N	SIUE	73 63	
												234	A	UT Martin	79 77	
												273	H	Tennessee Tech	89 57	
												276	H	Kennesaw St.	86 54	
												324	A	Air Force	75 49	
LAST 12 Division I GAMES:																
131	N	Alabama	57 77	5	A	Mississippi St.	41 86									
37	A	LSU	58 64	14	A	Kentucky	63 71									
167	H	Arkansas	66 64	78	H	Florida	73 93									
113	H	Ole Miss	85 67	131	H	Alabama	87 80									
3	A	South Carolina	51 82	15	A	Tennessee	63 91									
37	H	LSU	70 68	167	A	Arkansas	56 59									

Non-Div I Games:

Vanderbilt

■ Loss, 
■ Non-Conf, S Site, 
■ Home 
■ Away 
N Neutral



Average RPI Win:	265	WON-LOST	WINNING	LAST 10	STRENGTH OF	OPP. STRENGTH	TEAM	ADJ.	CONF.	ADJ CONF.
Average RPI Loss:	158	RECORD	PCT. RANK	GAMES	SCHEDULE	OF SCHEDULE	RPI	RPI	RPI	RPI
DIV. I ONLY	9- 19	264	4- 6	173	276	271	271	22	22	
DIV. I NON-CONF.	3- 9	275	0- 0	157	324	298	298	22	22	
TOTALS	RPI 1-25	RPI 26-50	W-L RECORDS	RPI 51-100	RPI 101-150	RPI 150+				
9- 19	0- 1	0- 1	OVERALL	0- 2	1- 5	8- 10				
7- 7	0- 0	0- 0	HOME	0- 1	1- 1	6- 5				
2- 12	0- 1	0- 1	AWAY	0- 1	0- 4	2- 5				
0- 0	0- 0	0- 0	NEUTRAL	0- 0	0- 0	0- 0				
3- 9	0- 1	0- 1	NON-CONFERENCE	0- 0	0- 2	3- 5				
3- 3	0- 0	0- 0	HOME	0- 0	0- 0	3- 3				
0- 6	0- 1	0- 1	AWAY	0- 0	0- 2	0- 2				
0- 0	0- 0	0- 0	NEUTRAL	0- 0	0- 0	0- 0				
6- 10	0- 0	0- 0	CONFERENCE	0- 2	1- 3	5- 5				
4- 4	0- 0	0- 0	HOME	0- 1	1- 1	3- 2				
2- 6	0- 0	0- 0	AWAY	0- 1	0- 2	2- 3				
0- 0	0- 0	0- 0	NEUTRAL	0- 0	0- 0	0- 0				

RPI 1-25				RPI 26-50				RPI 51-100				RPI 101+				Team's RPI: 271	
RPI	S	Opponent	Score	RPI	S	Opponent	Score	RPI	S	Opponent	Score	RPI	S	Opponent	Score		
17	A	Temple	39 53	39	A	Michigan	56 78	66	A	New Hampshire	47 66	126	A	Albany (NY)	53 64		
								66	H	New Hampshire	49 57	126	H	Albany (NY)	52 67		
												132	A	Yale	48 77		
												138	A	Maine	43 59		
												138	H	Maine	55 52		
												145	A	Oakland	55 79		
												152	H	Milwaukee	44 68		
												175	H	Brown	50 62		
												188	A	Hartford	55 68		
												188	H	Hartford	76 70		
												205	A	UMBC	66 69		
												205	H	UMBC	52 64		
												207	A	Binghamton	61 76		
												207	H	Binghamton	55 64		
												218	A	Howard	57 64		
												225	H	Dartmouth	59 54		
												262	A	Stony Brook	57 43		
												262	H	Stony Brook	53 43		
												263	H	Bryant	57 63		
												308	H	Holy Cross	63 52		
												314	H	NJIT	64 42		
												318	A	Central Conn. St.	76 78		
												344	A	UMass Lowell	61 46		
												344	H	UMass Lowell	60 36		
LAST 12 Division I GAMES:																	
262	A	Stony Brook	57 43	188	H	Hartford	76 70										
126	H	Albany (NY)	52 67	138	A	Maine	43 59										
344	H	UMass Lowell	60 36	262	H	Stony Brook	53 43										
205	H	UMBC	52 64	126	A	Albany (NY)	53 64										
66	A	New Hampshire	47 66	344	A	UMass Lowell	61 46										
207	A	Binghamton	61 76	66	H	New Hampshire	49 57										

Non-Div I Games:

Vermont

■ Loss, 
 ■ Non-Conf, S Site, 
 ■ Home 
 ■ Away 
 N Neutral

Villanova

Through Games Of March 1, 2017

Average RPI Win:	164	WON-LOST	WINNING	LAST 10	STRENGTH OF	OPP. STRENGTH	TEAM	ADJ.	CONF.	ADJ CONF.
Average RPI Loss:	42	RECORD	PCT. RANK	GAMES	SCHEDULE	OF SCHEDULE	RPI	RPI	RPI	RPI
DIV. I ONLY	16- 13	143	6- 4	24	68	57	57	7	7	
DIV. I NON-CONF.	5- 6	186	1- 0	5	33	66	66	7	7	
TOTALS	RPI 1-25	RPI 26-50	W-L RECORDS	RPI 51-100	RPI 101-150	RPI 150+				
16- 13	0- 7	0- 3	OVERALL	5- 1	1- 2	10- 0				
8- 5	0- 3	0- 2	HOME	2- 0	0- 0	6- 0				
7- 5	0- 3	0- 1	AWAY	2- 1	1- 0	4- 0				
1- 3	0- 1	0- 0	NEUTRAL	1- 0	0- 2	0- 0				
5- 6	0- 3	0- 1	NON-CONFERENCE	2- 0	1- 2	2- 0				
2- 2	0- 1	0- 1	HOME	0- 0	0- 0	2- 0				
2- 1	0- 1	0- 0	AWAY	1- 0	1- 0	0- 0				
1- 3	0- 1	0- 0	NEUTRAL	1- 0	0- 2	0- 0				
11- 7	0- 4	0- 2	CONFERENCE	3- 1	0- 0	8- 0				
6- 3	0- 2	0- 1	HOME	2- 0	0- 0	4- 0				
5- 4	0- 2	0- 1	AWAY	1- 1	0- 0	4- 0				
0- 0	0- 0	0- 0	NEUTRAL	0- 0	0- 0	0- 0				

RPI 1-25				RPI 26-50				RPI 51-100 Team's RPI: 57				RPI 101+			
RPI	S	Opponent	Score	RPI	S	Opponent	Score	RPI	S	Opponent	Score	RPI	S	Opponent	Score
5	N	Mississippi St.	62 108	36	A	Marquette	53 62	64	A	Georgetown	49 54	110	A	Saint Joseph's	62 54
9	A	Duke	50 68	36	H	Marquette	71 77	64	H	Georgetown	71 50	114	N	Troy	85 93
16	A	DePaul	50 77	47	H	George Washington	69 72	73	A	St. John's (NY)	67 56	140	N	VCU	66 68
16	H	DePaul	50 80					73	H	St. John's (NY)	55 50	165	H	La Salle	52 49
17	H	Temple	48 83					74	A	Penn	60 48	186	A	Providence	64 59
22	A	Creighton	46 60					76	N	Purdue	58 44	186	H	Providence	61 43
22	H	Creighton	44 47									190	A	Xavier	72 47
												190	H	Xavier	76 71
												209	A	Seton Hall	87 52
												209	H	Seton Hall	69 52
												266	A	Butler	70 69
												266	H	Butler	61 58
												293	H	Lehigh	59 37
LAST 12 Division I GAMES:															
36	A	Marquette	53 62	186	H	Providence	61 43								
16	A	DePaul	50 77	22	H	Creighton	44 47								
266	H	Butler	61 58	64	A	Georgetown	49 54								
190	H	Xavier	76 71	190	A	Xavier	72 47								
209	A	Seton Hall	87 52	266	A	Butler	70 69								
73	A	St. John's (NY)	67 56	74	A	Penn	60 48								

Non-Div I Games:

Villanova

Loss, Non-Conf, S Site, H Home A Away N Neutral

## Virginia

Through Games Of March 1, 2017

Average RPI Win:	154	WON-LOST	WINNING	LAST 10	STRENGTH OF	OPP. STRENGTH	TEAM	ADJ.	CONF.	ADJ CONF.
Average RPI Loss:	48	RECORD	PCT. RANK	GAMES	SCHEDULE	OF SCHEDULE	RPI	RPI	RPI	RPI
DIV. I ONLY	18- 11	106	5- 5	60	29	54	54	3	3	
DIV. I NON-CONF.	11- 2	23	0- 0	271	67	79	79	4	4	
TOTALS	RPI 1-25	RPI 26-50	W-L RECORDS	RPI 51-100	RPI 101-150	RPI 150+				
18- 11	1- 5	1- 2	OVERALL	6- 2	1- 1	9- 1				
12- 3	1- 2	1- 1	HOME	4- 0	0- 0	6- 0				
5- 7	0- 3	0- 1	AWAY	2- 1	1- 1	2- 1				
1- 1	0- 0	0- 0	NEUTRAL	0- 1	0- 0	1- 0				
11- 2	0- 0	1- 0	NON-CONFERENCE	2- 2	0- 0	8- 0				
7- 0	0- 0	1- 0	HOME	1- 0	0- 0	5- 0				
3- 1	0- 0	0- 0	AWAY	1- 1	0- 0	2- 0				
1- 1	0- 0	0- 0	NEUTRAL	0- 1	0- 0	1- 0				
7- 9	1- 5	0- 2	CONFERENCE	4- 0	1- 1	1- 1				
5- 3	1- 2	0- 1	HOME	3- 0	0- 0	1- 0				
2- 6	0- 3	0- 1	AWAY	1- 0	1- 1	0- 1				
0- 0	0- 0	0- 0	NEUTRAL	0- 0	0- 0	0- 0				

RPI S	Opponent	Score	RPI S	Opponent	Score	RPI S	Opponent	Score	RPI S	Opponent	Score
2	A Notre Dame	74 82	30	A Syracuse	49 54	52	H Georgia Tech	65 64	108	A Clemson	69 37
9	H Duke	51 70	33	H North Carolina St.	48 59	72	A Northwestern	60 69	112	A North Carolina	58 67
11	H Florida St.	60 51	44	H Dayton	66 56	73	N St. John's (NY)	55 66	156	A Pittsburgh	54 62
12	A Louisville	55 66				75	H Middle Tenn.	63 51	171	H Boston College	62 55
12	H Louisville	81 86				77	H Wake Forest	60 57	197	N Nebraska	73 51
18	A Miami (FL)	52 63				90	A Georgia	66 43	205	H UMBC	56 30
						98	A Virginia Tech	63 55	223	H Rutgers	62 54
						98	H Virginia Tech	76 27	230	A Richmond	63 56
									239	A Bowling Green	67 47
									248	H UMES	60 50
									282	H Coppin St.	103 40
									323	H Ill.-Chicago	76 39
LAST 12 Division I GAMES:											
33	H North Carolina St.	48 59	9	H Duke	51 70						
12	A Louisville	55 66	52	H Georgia Tech	65 64						
98	A Virginia Tech	63 55	2	A Notre Dame	74 82						
11	H Florida St.	60 51	98	H Virginia Tech	76 27						
77	H Wake Forest	60 57	156	A Pittsburgh	54 62						
18	A Miami (FL)	52 63	108	A Clemson	69 37						

Non-Div I Games:

Virginia

■ Loss, 
 ■ Non-Conf, S Site, 
 ■ Home 
 ■ Away 
 N Neutral

Average RPI Win: 171		WON-LOST	WINNING	LAST 10	STRENGTH OF	OPP. STRENGTH	TEAM	ADJ.	CONF.	ADJ CONF.
Average RPI Loss: 43		RECORD	PCT. RANK	GAMES	SCHEDULE	OF SCHEDULE	RPI	RPI	RPI	RPI
DIV. I ONLY		17- 13	133	1- 9	63	46	98	98	3	3
DIV. I NON-CONF.		13- 0	1	0- 0	252	181	41	41	4	4
TOTALS	RPI 1-25	RPI 26-50		W-L RECORDS		RPI 51-100	RPI 101-150	RPI 150+		
17- 13	1- 6	1- 2		OVERALL		2- 3	4- 1	9- 1		
12- 6	1- 4	0- 1		HOME		2- 1	2- 0	7- 0		
5- 6	0- 0	1- 0		AWAY		0- 0	2- 0	2- 0		
0- 1	0- 0	0- 0		NEUTRAL		0- 0	0- 1	0- 0		
13- 0	1- 0	1- 0		NON-CONFERENCE		1- 0	2- 0	8- 0		
10- 0	1- 0	0- 0		HOME		1- 0	1- 0	7- 0		
3- 0	0- 0	1- 0		AWAY		0- 0	1- 0	1- 0		
0- 0	0- 0	0- 0		NEUTRAL		0- 0	0- 0	0- 0		
4- 13	0- 6	0- 2		CONFERENCE		1- 3	2- 1	1- 1		
2- 6	0- 4	0- 1		HOME		1- 1	1- 0	0- 0		
2- 6	0- 2	0- 1		AWAY		0- 2	1- 0	1- 1		
0- 1	0- 0	0- 0		NEUTRAL		0- 0	0- 1	0- 0		

RPI 1-25			
RPI	S	Opponent	Score
2	H	Notre Dame	59 76
9	A	Duke	59 84
11	H	Florida St.	54 82
12	H	Louisville	70 88
15	H	Tennessee	67 63
18	A	Miami (FL)	75 82
18	H	Miami (FL)	69 79

RPI 26-50			
RPI	S	Opponent	Score
30	H	Syracuse	72 82
33	A	North Carolina St.	71 85
38	A	Auburn	92 87

RPI 51-100				Team's RPI:	98
RPI	S	Opponent	Score		
52	A	Georgia Tech	81 87		
54	A	Virginia	27 76		
54	H	Virginia	55 63		
64	H	Georgetown	73 63		
77	H	Wake Forest	72 70		

RPI 101+			
RPI	S	Opponent	Score
108	A	Clemson	78 69
108	N	Clemson	66 67
111	A	UCF	67 64
112	H	North Carolina	76 68
123	H	Radford	71 52
156	A	Pittsburgh	64 72
171	A	Boston College	82 79
197	H	Nebraska	76 67
206	A	Col. of Charleston	71 61
233	H	Presbyterian	67 36
235	H	UNC Asheville	71 52
239	H	Bowling Green	98 51
313	H	Gardner-Webb	76 42
318	H	Central Conn. St.	81 47
348	H	Delaware St.	88 48

LAST 12 Division I GAMES:			
108	N	Clemson	66 67
171	A	Boston College	82 79
18	H	Miami (FL)	69 79
54	H	Virginia	55 63
156	A	Pittsburgh	64 72
33	A	North Carolina St.	71 85
12	H	Louisville	70 88
52	A	Georgia Tech	81 87
2	H	Notre Dame	59 76
30	H	Syracuse	72 82
54	A	Virginia	27 76
11	H	Florida St.	54 82

Non-Div I Games:

Virginia Tech

Loss, Non-Conf, S Site, H Home A Away N Neutral

Average RPI Win: <b>298</b>	WON-LOST	WINNING	LAST 10	STRENGTH OF	OPP. STRENGTH	TEAM	ADJ.	CONF.	ADJ CONF.
Average RPI Loss: <b>228</b>	RECORD	PCT. RANK	GAMES	SCHEDULE	OF SCHEDULE	RPI	RPI	RPI	RPI
DIV. I ONLY	3- 25	340	3- 7	282	346	343	343	31	31
DIV. I NON-CONF.	0- 10	335	0- 0	111	298	325	325	32	32
TOTALS	RPI 1-25	RPI 26-50	W-L RECORDS	RPI 51-100	RPI 101-150	RPI 150+			
3- 25	0- 0	0- 0	OVERALL	0- 3	0- 3	3- 19			
1- 13	0- 0	0- 0	HOME	0- 1	0- 2	1- 10			
2- 12	0- 0	0- 0	AWAY	0- 2	0- 1	2- 9			
0- 0	0- 0	0- 0	NEUTRAL	0- 0	0- 0	0- 0			
0- 10	0- 0	0- 0	NON-CONFERENCE	0- 3	0- 3	0- 4			
0- 5	0- 0	0- 0	HOME	0- 1	0- 2	0- 2			
0- 5	0- 0	0- 0	AWAY	0- 2	0- 1	0- 2			
0- 0	0- 0	0- 0	NEUTRAL	0- 0	0- 0	0- 0			
3- 15	0- 0	0- 0	CONFERENCE	0- 0	0- 0	3- 15			
1- 8	0- 0	0- 0	HOME	0- 0	0- 0	1- 8			
2- 7	0- 0	0- 0	AWAY	0- 0	0- 0	2- 7			
0- 0	0- 0	0- 0	NEUTRAL	0- 0	0- 0	0- 0			

RPI S	Opponent	Score	RPI S	Opponent	Score	RPI S	Opponent	Score	RPI S	Opponent	Score	Team's RPI: 343
						66	A New Hampshire	40 73	124	A Princeton	44 107	
						73	A St. John's (NY)	34 62	126	H Albany (NY)	50 75	
						74	H Penn	39 63	132	H Yale	52 66	
									159	A Army West Point	40 85	
									192	A Robert Morris	41 74	
									192	H Robert Morris	63 82	
									195	A Sacred Heart	52 62	
									195	H Sacred Heart	56 70	
									204	H Towson	40 69	
									229	A Saint Francis (PA)	87 71	
									229	H Saint Francis (PA)	46 67	
									263	A Bryant	61 70	
									263	H Bryant	55 58	
									291	A Mt. St. Mary's	47 66	
									291	H Mt. St. Mary's	59 70	
									314	A NJIT	45 68	
									318	A Central Conn. St.	53 66	
									318	H Central Conn. St.	71 83	
									325	A St. Francis Brooklyn	50 63	
									325	H St. Francis Brooklyn	58 45	
									332	A LIU Brooklyn	64 69	
									332	H LIU Brooklyn	58 63	
									339	A Fairleigh Dickinson	74 66	
									339	H Fairleigh Dickinson	53 59	
									348	H Delaware St.	49 61	
LAST 12 Division I GAMES:												
			332	H LIU Brooklyn	58 63		318	H Central Conn. St.	71 83			
			263	H Bryant	55 58		339	A Fairleigh Dickinson	74 66			
			291	H Mt. St. Mary's	59 70		325	H St. Francis Brooklyn	58 45			
			325	A St. Francis Brooklyn	50 63		229	H Saint Francis (PA)	46 67			
			229	A Saint Francis (PA)	87 71		332	A LIU Brooklyn	64 69			
			192	A Robert Morris	41 74		195	A Sacred Heart	52 62			

Non-Div I Games: Staten Island 62 60

Wagner

■ Loss, 
 ■ Non-Conf, 
 ■ S Site, 
 ■ H Home 
 ■ A Away 
 N Neutral



## Washington

Through Games Of March 1, 2017

Average RPI Win:	108	WON-LOST	WINNING	LAST 10	STRENGTH OF	OPP. STRENGTH	TEAM	ADJ.	CONF.	ADJ CONF.
Average RPI Loss:	7	RECORD	PCT. RANK	GAMES	SCHEDULE	OF SCHEDULE	RPI	RPI	RPI	RPI
DIV. I ONLY	27- 4	7	7- 3	27	19	7	7	1	1	
DIV. I NON-CONF.	12- 1	7	0- 1	45	117	6	6	1	1	
TOTALS	RPI 1-25	RPI 26-50	W-L RECORDS	RPI 51-100	RPI 101-150	RPI 150+				
27- 4	2- 4	4- 0	OVERALL	9- 0	6- 0	6- 0				
16- 1	2- 1	2- 0	HOME	5- 0	4- 0	3- 0				
11- 3	0- 3	2- 0	AWAY	4- 0	2- 0	3- 0				
0- 0	0- 0	0- 0	NEUTRAL	0- 0	0- 0	0- 0				
12- 1	1- 1	1- 0	NON-CONFERENCE	2- 0	2- 0	6- 0				
8- 0	1- 0	1- 0	HOME	1- 0	2- 0	3- 0				
4- 1	0- 1	0- 0	AWAY	1- 0	0- 0	3- 0				
0- 0	0- 0	0- 0	NEUTRAL	0- 0	0- 0	0- 0				
15- 3	1- 3	3- 0	CONFERENCE	7- 0	4- 0	0- 0				
8- 1	1- 1	1- 0	HOME	4- 0	2- 0	0- 0				
7- 2	0- 2	2- 0	AWAY	3- 0	2- 0	0- 0				
0- 0	0- 0	0- 0	NEUTRAL	0- 0	0- 0	0- 0				

RPI 1-25				Team's RPI: 7		RPI 26-50				RPI 51-100				RPI 101+					
RPI	S	Opponent	Score		RPI	S	Opponent	Score		RPI	S	Opponent	Score		RPI	S	Opponent	Score	
2	A	Notre Dame	60	71	31	A	Arizona St.	65	54	55	H	California	90	67	107	A	Washington St.	87	44
6	A	Oregon St.	70	73	31	H	Arizona St.	70	57	58	H	Boise St.	92	66	107	H	Washington St.	94	63
8	H	Stanford	68	72	42	A	Oregon	99	77	65	A	Utah	82	53	122	A	Arizona	90	73
10	A	UCLA	79	90	48	H	Colorado St.	101	68	65	H	Utah	84	77	122	H	Arizona	91	55
10	H	UCLA	82	70						81	A	Southern California	87	74	137	H	Eastern Wash.	100	52
20	H	Missouri	79	66						81	H	Southern California	77	67	139	H	Idaho	105	53
										85	A	BYU	82	70	162	H	CSUN	101	44
										87	A	Colorado	79	75	174	H	Fresno St.	85	54
										87	H	Colorado	79	46	215	A	Seattle U	94	64
															228	A	Grand Canyon	101	66
															269	A	Portland	83	53
															299	H	Savannah St.	87	36
LAST 12 Division I GAMES:																			
2	A	Notre Dame	60	71	122	H	Arizona	91	55										
65	H	Utah	84	77	87	A	Colorado	79	75										
87	H	Colorado	79	46	65	A	Utah	82	53										
81	A	Southern California	87	74	8	H	Stanford	68	72										
10	A	UCLA	79	90	55	H	California	90	67										
31	H	Arizona St.	70	57	107	A	Washington St.	87	44										

Non-Div I Games:

Washington

■ Loss, 
 ■ Non-Conf, S Site, 
 ■ Home 
 ■ Away 
 N Neutral

## Washington St.

## Through Games Of March 1, 2017

Average RPI Win:	111	WON-LOST	WINNING	LAST 10	STRENGTH OF	OPP. STRENGTH	TEAM	ADJ.	CONF.	ADJ CONF.
Average RPI Loss:	51	RECORD	PCT. RANK	GAMES	SCHEDULE	OF SCHEDULE	RPI	RPI	RPI	RPI
DIV. I ONLY	11- 18	244	3- 7	8	12	107	107	1	1	
DIV. I NON-CONF.	5- 6	186	0- 0	21	89	107	107	1	1	
TOTALS	RPI 1-25	RPI 26-50	W-L RECORDS	RPI 51-100	RPI 101-150	RPI 150+				
11- 18	1- 7	1- 2	OVERALL	4- 6	2- 3	3- 0				
8- 7	1- 2	0- 1	HOME	3- 3	2- 1	2- 0				
2- 10	0- 4	1- 1	AWAY	1- 3	0- 2	0- 0				
1- 1	0- 1	0- 0	NEUTRAL	0- 0	0- 0	1- 0				
5- 6	0- 2	0- 0	NON-CONFERENCE	0- 3	2- 1	3- 0				
4- 2	0- 0	0- 0	HOME	0- 2	2- 0	2- 0				
0- 3	0- 1	0- 0	AWAY	0- 1	0- 1	0- 0				
1- 1	0- 1	0- 0	NEUTRAL	0- 0	0- 0	1- 0				
6- 12	1- 5	1- 2	CONFERENCE	4- 3	0- 2	0- 0				
4- 5	1- 2	0- 1	HOME	3- 1	0- 1	0- 0				
2- 7	0- 3	1- 1	AWAY	1- 2	0- 1	0- 0				
0- 0	0- 0	0- 0	NEUTRAL	0- 0	0- 0	0- 0				

RPI 1-25				RPI 26-50				RPI 51-100				RPI 101+ Team's RPI: 107			
RPI	S	Opponent	Score	RPI	S	Opponent	Score	RPI	S	Opponent	Score	RPI	S	Opponent	Score
6	A	Oregon St.	58 80	31	A	Arizona St.	49 68	55	H	California	84 79	105	A	Saint Louis	70 73
7	A	Washington	63 94	31	H	Arizona St.	58 61	58	H	Boise St.	73 77	122	A	Arizona	55 56
7	H	Washington	44 87	42	A	Oregon	75 59	65	A	Utah	61 55	122	H	Arizona	62 70
8	H	Stanford	54 76					65	H	Utah	57 74	128	H	St. Mary's (CA)	85 69
10	A	UCLA	48 67					67	H	Oklahoma St.	72 79	141	H	San Francisco	73 35
10	H	UCLA	82 73					79	A	Gonzaga	61 79	197	N	Nebraska	79 65
14	A	Kentucky	67 69					81	A	Southern California	64 80	202	H	Loyola Marymount	92 45
21	N	Maryland	69 79					81	H	Southern California	74 57	217	H	San Diego	83 73
								87	A	Colorado	58 70				
								87	H	Colorado	67 56				
LAST 12 Division I GAMES:															
				87	H	Colorado	67 56	65	A	Utah	61 55				
				65	H	Utah	57 74	87	A	Colorado	58 70				
				10	A	UCLA	48 67	55	H	California	84 79				
				81	A	Southern California	64 80	8	H	Stanford	54 76				
				122	H	Arizona	62 70	7	H	Washington	44 87				
				31	H	Arizona St.	58 61	122	A	Arizona	55 56				

Non-Div I Games:

Washington St.

■ Loss, 
 ■ Non-Conf, 
 ■ S Site, 
 ■ H Home 
 ■ A Away 
 N Neutral



Average RPI Win:	281	WON-LOST	WINNING	LAST 10	STRENGTH OF	OPP. STRENGTH	TEAM	ADJ.	CONF.	ADJ CONF.
Average RPI Loss:	136	RECORD	PCT. RANK	GAMES	SCHEDULE	OF SCHEDULE	RPI	RPI	RPI	RPI
DIV. I ONLY	10- 16	240	4- 6	247	225	252	252	20	20	
DIV. I NON-CONF.	4- 5	198	0- 0	299	227	234	234	18	18	
TOTALS	RPI 1-25	RPI 26-50	W-L RECORDS	RPI 51-100	RPI 101-150	RPI 150+				
10- 16	0- 0	0- 0	OVERALL	0- 4	0- 8	10- 4				
5- 7	0- 0	0- 0	HOME	0- 1	0- 4	5- 2				
5- 8	0- 0	0- 0	AWAY	0- 2	0- 4	5- 2				
0- 1	0- 0	0- 0	NEUTRAL	0- 1	0- 0	0- 0				
4- 5	0- 0	0- 0	NON-CONFERENCE	0- 3	0- 0	4- 2				
1- 2	0- 0	0- 0	HOME	0- 0	0- 0	1- 2				
3- 2	0- 0	0- 0	AWAY	0- 2	0- 0	3- 0				
0- 1	0- 0	0- 0	NEUTRAL	0- 1	0- 0	0- 0				
6- 11	0- 0	0- 0	CONFERENCE	0- 1	0- 8	6- 2				
4- 5	0- 0	0- 0	HOME	0- 1	0- 4	4- 0				
2- 6	0- 0	0- 0	AWAY	0- 0	0- 4	2- 2				
0- 0	0- 0	0- 0	NEUTRAL	0- 0	0- 0	0- 0				

RPI 1-25				RPI 26-50				RPI 51-100				RPI 101+				Team's RPI: 252	
RPI	S	Opponent	Score	RPI	S	Opponent	Score	RPI	S	Opponent	Score	RPI	S	Opponent	Score		
								65	A	Utah	52 71	109	A	North Dakota	67 83		
								84	H	Montana St.	68 83	109	H	North Dakota	65 70		
								85	A	BYU	64 73	125	A	Northern Colo.	62 86		
								99	N	Stetson	68 70	125	H	Northern Colo.	79 88		
												137	A	Eastern Wash.	85 99		
												137	H	Eastern Wash.	42 70		
												139	A	Idaho	77 95		
												139	H	Idaho	77 82		
												153	A	Idaho St.	52 57		
												153	H	Idaho St.	50 43		
												162	H	CSUN	78 89		
												174	H	Fresno St.	57 60		
												245	H	Portland St.	85 75		
												269	H	Portland	76 37		
												280	H	Sacramento St.	66 60		
												284	A	Southern Utah	73 68		
												288	A	Northern Ariz.	75 64		
												305	A	FIU	64 61		
												324	A	Air Force	76 61		
												328	A	Montana	46 71		
												328	H	Montana	74 58		
												331	A	Utah Valley	64 61		
LAST 12 Division I GAMES:																	
				328	A	Montana	46 71					280	H	Sacramento St.	66 60		
				139	H	Idaho	77 82					288	A	Northern Ariz.	75 64		
				137	H	Eastern Wash.	42 70					284	A	Southern Utah	73 68		
				109	A	North Dakota	67 83					153	A	Idaho St.	52 57		
				125	A	Northern Colo.	62 86					125	H	Northern Colo.	79 88		
				245	H	Portland St.	85 75					109	H	North Dakota	65 70		

Non-Div I Games: Cal St. San B'dino 75 69 Westminster (UT) 81 68

Weber St.

Loss, Non-Conf, S Site, H Home A Away N Neutral

## West Virginia

Through Games Of March 1, 2017

Average RPI Win:	179	WON-LOST	WINNING	LAST 10	STRENGTH OF	OPP. STRENGTH	TEAM	ADJ.	CONF.	ADJ CONF.
Average RPI Loss:	35	RECORD	PCT. RANK	GAMES	SCHEDULE	OF SCHEDULE	RPI	RPI	RPI	RPI
DIV. I ONLY	20- 10	87	5- 5	76	51	62	62	4	4	
DIV. I NON-CONF.	12- 0	1	0- 0	260	320	51	51	3	3	
TOTALS	RPI 1-25	RPI 26-50	W-L RECORDS	RPI 51-100	RPI 101-150	RPI 150+				
20- 10	2- 6	1- 2	OVERALL	1- 1	4- 1	12- 0				
15- 3	2- 2	0- 1	HOME	1- 0	3- 0	9- 0				
2- 7	0- 4	0- 1	AWAY	0- 1	1- 1	1- 0				
3- 0	0- 0	1- 0	NEUTRAL	0- 0	0- 0	2- 0				
12- 0	0- 0	1- 0	NON-CONFERENCE	0- 0	1- 0	10- 0				
9- 0	0- 0	0- 0	HOME	0- 0	1- 0	8- 0				
0- 0	0- 0	0- 0	AWAY	0- 0	0- 0	0- 0				
3- 0	0- 0	1- 0	NEUTRAL	0- 0	0- 0	2- 0				
8- 10	2- 6	0- 2	CONFERENCE	1- 1	3- 1	2- 0				
6- 3	2- 2	0- 1	HOME	1- 0	2- 0	1- 0				
2- 7	0- 4	0- 1	AWAY	0- 1	1- 1	1- 0				
0- 0	0- 0	0- 0	NEUTRAL	0- 0	0- 0	0- 0				

RPI 1-25				RPI 26-50				RPI 51-100				RPI 101-150				RPI 150+			
RPI	S	Opponent	Score	RPI	S	Opponent	Score	RPI	S	Opponent	Score	RPI	S	Opponent	Score	RPI	S	Opponent	Score
4	A	Baylor	73 79	38	N	Auburn	56 52	67	A	Oklahoma St.	63 67	102	A	Texas Tech	66 75				
4	H	Baylor	56 91	50	A	Iowa St.	53 68	67	H	Oklahoma St.	79 53	102	H	Texas Tech	89 79				
13	A	Texas	54 69	50	H	Iowa St.	55 80					113	H	Ole Miss	66 61				
13	H	Texas	63 73									149	A	TCU	83 61				
19	A	Oklahoma	87 90									149	H	TCU	77 73				
19	H	Oklahoma	83 73									163	N	East Carolina	79 47				
23	A	Kansas St.	71 86									170	A	Kansas	62 51				
23	H	Kansas St.	66 59									170	H	Kansas	73 54				
												185	H	Morehead St.	94 53				
												218	H	Howard	95 49				
												243	H	High Point	82 59				
												254	H	Charleston So.	88 38				
												281	N	N.C. A&T	80 64				
												282	H	Coppin St.	69 39				
												291	H	Mt. St. Mary's	77 45				
												319	H	USC Upstate	91 33				
												345	H	Longwood	107 40				
LAST 12 Division I GAMES:																			
170	H	Kansas	73 54	19	A	Oklahoma	87 90												
67	A	Oklahoma St.	63 67	50	H	Iowa St.	55 80												
149	H	TCU	77 73	13	A	Texas	54 69												
50	A	Iowa St.	53 68	102	H	Texas Tech	89 79												
23	H	Kansas St.	66 59	4	A	Baylor	73 79												
67	H	Oklahoma St.	79 53	170	A	Kansas	62 51												

Non-Div I Games:

West Virginia

■ Loss, 
 ■ Non-Conf, 
 ■ S Site, 
 ■ H Home 
 ■ A Away 
 N Neutral

Average RPI Win: 258		WON-LOST	WINNING	LAST 10	STRENGTH OF	OPP. STRENGTH	TEAM	ADJ.	CONF.	ADJ CONF.
Average RPI Loss: 166		RECORD	PCT. RANK	GAMES	SCHEDULE	OF SCHEDULE	RPI	RPI	RPI	RPI
DIV. I ONLY		7- 21	306	3- 7	138	267	279	279	17	17
DIV. I NON-CONF.		4- 10	259	0- 0	152	309	246	246	20	20
TOTALS		RPI 1-25	RPI 26-50	W-L RECORDS	RPI 51-100	RPI 101-150	RPI 150+			
7- 21	0- 1		0- 0	OVERALL	0- 5	0- 4	7- 11			
5- 7	0- 0		0- 0	HOME	0- 2	0- 0	5- 5			
2- 12	0- 1		0- 0	AWAY	0- 3	0- 2	2- 6			
0- 2	0- 0		0- 0	NEUTRAL	0- 0	0- 2	0- 0			
4- 10	0- 1		0- 0	NON-CONFERENCE	0- 1	0- 4	4- 4			
2- 3	0- 0		0- 0	HOME	0- 0	0- 0	2- 3			
2- 5	0- 1		0- 0	AWAY	0- 1	0- 2	2- 1			
0- 2	0- 0		0- 0	NEUTRAL	0- 0	0- 2	0- 0			
3- 11	0- 0		0- 0	CONFERENCE	0- 4	0- 0	3- 7			
3- 4	0- 0		0- 0	HOME	0- 2	0- 0	3- 2			
0- 7	0- 0		0- 0	AWAY	0- 2	0- 0	0- 5			
0- 0	0- 0		0- 0	NEUTRAL	0- 0	0- 0	0- 0			

[illegible]

Non-Div I Games:	North Greenville	95	48
------------------	------------------	----	----

Western Caro.

Loss, Non-Conf, S Site, H Home A Away N Neutral

Average RPI Win:	222	WON-LOST	WINNING	LAST 10	STRENGTH OF	OPP. STRENGTH	TEAM	ADJ.	CONF.	ADJ CONF.
Average RPI Loss:	60	RECORD	PCT. RANK	GAMES	SCHEDULE	OF SCHEDULE	RPI	RPI	RPI	RPI
DIV. I ONLY	21- 6	30	8- 2	241	138	68	68	11	11	
DIV. I NON-CONF.	8- 3	67	0- 0	289	192	95	95	10	10	
TOTALS	RPI 1-25	RPI 26-50	W-L RECORDS	RPI 51-100	RPI 101-150	RPI 150+				
21- 6	0- 1	1- 2	OVERALL	3- 2	0- 0	17- 1				
11- 1	0- 0	1- 0	HOME	2- 1	0- 0	8- 0				
10- 5	0- 0	0- 0	AWAY	1- 0	0- 0	9- 0				
0- 0	0- 0	0- 0	NEUTRAL	0- 0	0- 0	0- 0				
8- 3	0- 1	0- 1	NON-CONFERENCE	1- 0	0- 0	7- 1				
4- 0	0- 0	0- 0	HOME	1- 0	0- 0	3- 0				
4- 3	0- 1	0- 1	AWAY	0- 0	0- 0	4- 1				
0- 0	0- 0	0- 0	NEUTRAL	0- 0	0- 0	0- 0				
13- 3	0- 0	1- 1	CONFERENCE	2- 2	0- 0	10- 0				
7- 1	0- 0	1- 0	HOME	1- 1	0- 0	5- 0				
6- 2	0- 0	0- 1	AWAY	1- 1	0- 0	5- 0				
0- 0	0- 0	0- 0	NEUTRAL	0- 0	0- 0	0- 0				

RPI 1-25				RPI 26-50				RPI 51-100 Team's RPI: 68				RPI 101+			
RPI	S	Opponent	Score	RPI	S	Opponent	Score	RPI	S	Opponent	Score	RPI	S	Opponent	Score
20	A	Missouri	68 71	32	A	South Dakota St.	58 73	59	A	IUPUI	52 66	151	A	Oral Roberts	76 62
				32	H	South Dakota St.	83 77	59	H	IUPUI	72 76	151	H	Oral Roberts	76 72
				36	A	Marquette	61 77	61	A	South Dakota	86 78	152	A	Milwaukee	68 76
								61	H	South Dakota	81 75	155	A	Omaha	78 74
								86	H	Northern Ill.	83 79	155	H	Omaha	80 63
												200	A	SIUE	76 74
												232	H	Bradley	91 77
												268	A	Southeast Mo. St.	100 87
												297	H	Eastern Ill.	83 62
												298	A	North Dakota St.	87 60
												298	H	North Dakota St.	110 81
												309	A	Denver	80 68
												309	H	Denver	87 62
												312	H	Illinois St.	80 50
												315	A	UMKC	78 65
												317	A	Fort Wayne	75 53
												317	H	Fort Wayne	77 51
												340	A	Chicago St.	54 50
LAST 12 Division I GAMES:															
				61	H	South Dakota	81 75	151	A	Oral Roberts	76 62				
				317	H	Fort Wayne	77 51	61	A	South Dakota	86 78				
				32	H	South Dakota St.	83 77	59	H	IUPUI	72 76				
				309	A	Denver	80 68	32	A	South Dakota St.	58 73				
				298	A	North Dakota St.	87 60	298	H	North Dakota St.	110 81				
				155	H	Omaha	80 63	155	A	Omaha	78 74				

Non-Div I Games: Graceland (IA) 118 40 Monmouth (IL) 113 29

Western Ill.

Loss, Non-Conf, S Site, H Home A Away N Neutral

Average RPI Win:	193	WON-LOST	WINNING	LAST 10	STRENGTH OF	OPP. STRENGTH	TEAM	ADJ.	CONF.	ADJ CONF.
Average RPI Loss:	80	RECORD	PCT. RANK	GAMES	SCHEDULE	OF SCHEDULE	RPI	RPI	RPI	RPI
DIV. I ONLY	22- 6	28	8- 0	106	122	43	43	14	14	
DIV. I NON-CONF.	8- 4	97	1- 0	114	122	89	89	16	16	
TOTALS	RPI 1-25	RPI 26-50	W-L RECORDS	RPI 51-100	RPI 101-150	RPI 150+				
22- 6	0- 2	1- 1	OVERALL	2- 1	7- 1	12- 1				
14- 1	0- 0	1- 0	HOME	1- 1	5- 0	7- 0				
7- 3	0- 1	0- 0	AWAY	1- 0	1- 1	5- 1				
1- 2	0- 1	0- 1	NEUTRAL	0- 0	1- 0	0- 0				
8- 4	0- 2	1- 1	NON-CONFERENCE	0- 1	2- 0	5- 0				
5- 1	0- 0	1- 0	HOME	0- 1	1- 0	3- 0				
2- 1	0- 1	0- 0	AWAY	0- 0	0- 0	2- 0				
1- 2	0- 1	0- 1	NEUTRAL	0- 0	1- 0	0- 0				
14- 2	0- 0	0- 0	CONFERENCE	2- 0	5- 1	7- 1				
9- 0	0- 0	0- 0	HOME	1- 0	4- 0	4- 0				
5- 2	0- 0	0- 0	AWAY	1- 0	1- 1	3- 1				
0- 0	0- 0	0- 0	NEUTRAL	0- 0	0- 0	0- 0				

RPI S	Opponent	Score	RPI S	Opponent	Score	Team's RPI: 43	RPI S	Opponent	Score	RPI S	Opponent	Score
12 A	Louisville	61 68	45 H	Indiana	85 74		75 A	Middle Tenn.	82 75	101 N	Kent St.	79 73
16 N	DePaul	69 77	47 N	George Washington	49 68		75 H	Middle Tenn.	66 51	115 H	Ball St.	68 61
							94 H	UT Arlington	68 71	116 A	Charlotte	85 89
										116 H	Charlotte	75 74
										117 A	Old Dominion	67 62
										117 H	Old Dominion	79 73
										127 H	Southern Miss.	79 53
										143 H	Louisiana Tech	67 58
										182 A	UAB	62 52
										182 H	UAB	60 48
										194 A	UTSA	77 80
										206 H	Col. of Charleston	89 76
										253 A	Austin Peay	85 65
										260 A	Marshall	78 64
										260 H	Marshall	73 57
										286 A	Eastern Ky.	90 63
										296 H	Lipscomb	87 35
										301 A	UTEP	71 54
										305 H	FIU	90 38
										336 H	Fla. Atlantic	76 55
										349 H	Alabama A&M	96 32
LAST 12 Division I GAMES:												
101 N	Kent St.	79 73	127 H	Southern Miss.	79 53		143 H	Louisiana Tech	67 58			
117 H	Old Dominion	79 73	194 A	UTSA	77 80		301 A	UTEP	71 54			
116 H	Charlotte	75 74	260 H	Marshall	73 57		260 H	Marshall	73 57			
182 A	UAB	62 52	75 A	Middle Tenn.	82 75		75 H	Middle Tenn.	66 51			
260 A	Marshall	78 64										

Non-Div I Games:

Western Ky.

Average RPI Win:	270	WON-LOST	WINNING	LAST 10	STRENGTH OF	OPP. STRENGTH	TEAM	ADJ.	CONF.	ADJ CONF.
Average RPI Loss:	71	RECORD	PCT. RANK	GAMES	SCHEDULE	OF SCHEDULE	RPI	RPI	RPI	RPI
DIV. I ONLY	16- 12	131	2- 8	302	105	184	184	10	10	
DIV. I NON-CONF.	9- 2	37	0- 0	349	143	187	187	11	11	
TOTALS	RPI 1-25	RPI 26-50	W-L RECORDS	RPI 51-100	RPI 101-150	RPI 150+				
16- 12	0- 0	0- 4	OVERALL	0- 5	0- 3	16- 0				
7- 6	0- 0	0- 2	HOME	0- 2	0- 2	7- 0				
8- 6	0- 0	0- 0	AWAY	0- 1	0- 0	8- 0				
1- 0	0- 0	0- 0	NEUTRAL	0- 0	0- 0	1- 0				
9- 2	0- 0	0- 2	NON-CONFERENCE	0- 0	0- 0	9- 0				
4- 1	0- 0	0- 1	HOME	0- 0	0- 0	4- 0				
4- 1	0- 0	0- 1	AWAY	0- 0	0- 0	4- 0				
1- 0	0- 0	0- 0	NEUTRAL	0- 0	0- 0	1- 0				
7- 10	0- 0	0- 2	CONFERENCE	0- 5	0- 3	7- 0				
3- 5	0- 0	0- 1	HOME	0- 2	0- 2	3- 0				
4- 5	0- 0	0- 1	AWAY	0- 3	0- 1	4- 0				
0- 0	0- 0	0- 0	NEUTRAL	0- 0	0- 0	0- 0				

RPI S	Opponent	Score	RPI S	Opponent	Score	RPI S	Opponent	Score	RPI S	Opponent	Score	Team's RPI: 184
35	A Central Mich.	83 94	35	H Central Mich.	73 94	53	A Ohio	67 80	101	H Kent St.	67 71	
39	A Michigan	40 66	39	A Michigan	40 66	69	A Toledo	67 75	115	A Ball St.	56 61	
46	H Michigan St.	64 68	46	H Michigan St.	64 68	69	H Toledo	66 72	115	H Ball St.	72 83	
						86	A Northern Ill.	62 67	160	A Detroit Mercy	75 65	
						92	H Buffalo	47 62	232	H Bradley	83 64	
									237	A Miami (OH)	85 60	
									239	A Bowling Green	74 53	
									239	H Bowling Green	75 58	
									241	A Akron	73 57	
									241	H Akron	73 60	
									275	H Davidson	76 63	
									286	N Eastern Ky.	74 59	
									289	A Eastern Mich.	76 67	
									289	H Eastern Mich.	70 60	
									298	A North Dakota St.	68 63	
									315	A UMKC	66 54	
									317	H Fort Wayne	61 35	
									320	H Loyola Chicago	65 53	
									340	A Chicago St.	64 51	
LAST 12 Division I GAMES:												
35	H Central Mich.	73 94	69	H Toledo	66 72							
69	A Toledo	67 75	86	A Northern Ill.	62 67							
115	H Ball St.	72 83	92	H Buffalo	47 62							
289	H Eastern Mich.	70 60	53	A Ohio	67 80							
239	A Bowling Green	74 53	241	A Akron	73 57							
35	A Central Mich.	83 94	101	H Kent St.	67 71							

Non-Div I Games:

Western Mich.

Average RPI Win:	234	WON-LOST	WINNING	LAST 10	STRENGTH OF	OPP. STRENGTH	TEAM	ADJ.	CONF.	ADJ CONF.
Average RPI Loss:	125	RECORD	PCT. RANK	GAMES	SCHEDULE	OF SCHEDULE	RPI	RPI	RPI	RPI
DIV. I ONLY	14- 13	166	7- 3	198	136	196	196	16	16	
DIV. I NON-CONF.	5- 6	186	0- 0	69	52	162	162	14	14	
TOTALS	RPI 1-25	RPI 26-50	W-L RECORDS	RPI 51-100	RPI 101-150	RPI 150+				
14- 13	1- 2	0- 2	OVERALL	0- 3	1- 0	12- 6				
9- 6	1- 0	0- 2	HOME	0- 1	1- 0	7- 3				
4- 5	0- 1	0- 0	AWAY	0- 1	0- 0	4- 3				
1- 2	0- 1	0- 0	NEUTRAL	0- 1	0- 0	1- 0				
5- 6	1- 2	0- 1	NON-CONFERENCE	0- 2	1- 0	3- 1				
4- 2	1- 0	0- 1	HOME	0- 0	1- 0	2- 1				
0- 2	0- 1	0- 0	AWAY	0- 1	0- 0	0- 0				
1- 2	0- 1	0- 0	NEUTRAL	0- 1	0- 0	1- 0				
9- 7	0- 0	0- 1	CONFERENCE	0- 1	0- 0	9- 5				
5- 4	0- 0	0- 1	HOME	0- 1	0- 0	5- 2				
4- 3	0- 0	0- 0	AWAY	0- 0	0- 0	4- 3				
0- 0	0- 0	0- 0	NEUTRAL	0- 0	0- 0	0- 0				

RPI 1-25				RPI 26-50				RPI 51-100				RPI 101+ Team's RPI: 196			
RPI	S	Opponent	Score	RPI	S	Opponent	Score	RPI	S	Opponent	Score	RPI	S	Opponent	Score
8	N	Stanford	39 87	28	H	Drake	78 83	56	H	UNI	61 63	104	H	Abilene Christian	81 62
20	A	Missouri	57 64	32	H	South Dakota St.	58 78	76	N	Purdue	49 86	154	N	Northeastern	87 73
22	H	Creighton	62 54					94	A	UT Arlington	70 74	161	A	Missouri St.	62 73
												161	H	Missouri St.	60 65
												178	A	Southern Ill.	54 77
												178	H	Southern Ill.	58 61
												213	A	Indiana St.	56 42
												213	H	Indiana St.	67 43
												232	A	Bradley	76 69
												232	H	Bradley	65 54
												255	A	Evansville	74 67
												255	H	Evansville	69 68
												312	A	Illinois St.	50 54
												312	H	Illinois St.	67 45
												315	H	UMKC	54 56
												320	A	Loyola Chicago	83 64
												320	H	Loyola Chicago	65 43
												321	H	Arkansas St.	69 51
												329	H	Incarinate Word	73 63
LAST 12 Division I GAMES:															
213	H	Indiana St.	67 43	161	H	Missouri St.	60 65								
320	H	Loyola Chicago	65 43	320	A	Loyola Chicago	83 64								
232	A	Bradley	76 69	213	A	Indiana St.	56 42								
312	A	Illinois St.	50 54	312	H	Illinois St.	67 45								
178	H	Southern Ill.	58 61	232	H	Bradley	65 54								
255	H	Evansville	69 68	255	A	Evansville	74 67								

Non-Div I Games:

Wichita St.

■ Loss, 
■ Non-Conf, 
■ S Site, 
■ H Home 
■ A Away 
N Neutral

William & Mary

Through Games Of March 1, 2017

Average RPI Win:	199	WON-LOST	WINNING	LAST 10	STRENGTH OF	OPP. STRENGTH	TEAM	ADJ.	CONF.	ADJ CONF.
Average RPI Loss:	118	RECORD	PCT. RANK	GAMES	SCHEDULE	OF SCHEDULE	RPI	RPI	RPI	RPI
DIV. I ONLY	19- 10	90	6- 4	193	119	129	129	9	9	
DIV. I NON-CONF.	10- 1	15	0- 0	300	302	93	93	8	8	
TOTALS	RPI 1-25	RPI 26-50	W-L RECORDS	RPI 51-100	RPI 101-150	RPI 150+				
19- 10	0- 0	1- 3	OVERALL	1- 2	2- 1	15- 4				
11- 5	0- 0	0- 2	HOME	1- 1	0- 1	10- 1				
8- 5	0- 0	1- 1	AWAY	0- 1	2- 0	5- 3				
0- 0	0- 0	0- 0	NEUTRAL	0- 0	0- 0	0- 0				
10- 1	0- 0	0- 0	NON-CONFERENCE	0- 1	1- 0	9- 0				
6- 1	0- 0	0- 0	HOME	0- 1	0- 0	6- 0				
4- 0	0- 0	0- 0	AWAY	0- 0	1- 0	3- 0				
0- 0	0- 0	0- 0	NEUTRAL	0- 0	0- 0	0- 0				
9- 9	0- 0	1- 3	CONFERENCE	1- 1	1- 1	6- 4				
5- 4	0- 0	0- 2	HOME	1- 0	0- 1	4- 1				
4- 5	0- 0	1- 1	AWAY	0- 1	1- 0	2- 3				
0- 0	0- 0	0- 0	NEUTRAL	0- 0	0- 0	0- 0				

RPI S	Opponent	Score	RPI S	Opponent	Score	RPI S	Opponent	Score	RPI S	Opponent	Score	Team's RPI: 129
26	A Elon	47 70	26	H Elon	58 60	73	H St. John's (NY)	57 73	117	A Old Dominion	69 58	
40	A James Madison	62 53	40	A James Madison	62 53	82	A Drexel	48 65	132	A Delaware	60 49	
40	H James Madison	64 79	40	H James Madison	64 79	82	H Drexel	74 65	132	H Delaware	54 68	
									154	A Northeastern	68 54	
									154	H Northeastern	60 58	
									163	H East Carolina	82 72	
									189	A Hofstra	61 64	
									189	H Hofstra	81 65	
									191	A American	48 34	
									204	A Towson	60 64	
									204	H Towson	68 55	
									206	A Col. of Charleston	60 70	
									206	H Col. of Charleston	69 71	
									222	A UNCW	57 43	
									222	H UNCW	58 52	
									225	H Dartmouth	63 50	
									229	H Saint Francis (PA)	73 60	
									230	H Richmond	67 39	
									278	A Norfolk St.	65 52	
									291	H Mt. St. Mary's	68 46	
									319	A USC Upstate	49 46	
									348	H Delaware St.	82 48	
LAST 12 Division I GAMES:												
82	H Drexel	74 65	82	A Drexel	48 65							
40	A James Madison	62 53	189	H Hofstra	81 65							
222	H UNCW	58 52	189	A Hofstra	61 64							
26	A Elon	47 70	154	A Northeastern	68 54							
206	H Col. of Charleston	69 71	40	H James Madison	64 79							
204	H Towson	68 55	132	H Delaware	54 68							

Non-Div I Games:

William & Mary

Loss, Non-Conf, S Site, H Home A Away N Neutral



Average RPI Win:	345	WON-LOST	WINNING	LAST 10	STRENGTH OF	OPP. STRENGTH	TEAM	ADJ.	CONF.	ADJ CONF.
Average RPI Loss:	195	RECORD	PCT. RANK	GAMES	SCHEDULE	OF SCHEDULE	RPI	RPI	RPI	RPI
DIV. I ONLY	1- 27	347	0- 10	189	301	342	342	28	28	
DIV. I NON-CONF.	0- 11	335	0- 0	56	163	301	301	28	28	
TOTALS	RPI 1-25	RPI 26-50	W-L RECORDS	RPI 51-100	RPI 101-150	RPI 150+				
1- 27	0- 3	0- 1	OVERALL	0- 2	0- 2	1- 19				
1- 12	0- 0	0- 0	HOME	0- 1	0- 1	1- 10				
0- 12	0- 2	0- 0	AWAY	0- 0	0- 1	0- 9				
0- 3	0- 1	0- 1	NEUTRAL	0- 1	0- 0	0- 0				
0- 11	0- 3	0- 1	NON-CONFERENCE	0- 2	0- 0	0- 5				
0- 5	0- 0	0- 0	HOME	0- 1	0- 0	0- 4				
0- 3	0- 2	0- 0	AWAY	0- 0	0- 0	0- 1				
0- 3	0- 1	0- 1	NEUTRAL	0- 1	0- 0	0- 0				
1- 16	0- 0	0- 0	CONFERENCE	0- 0	0- 2	1- 14				
1- 7	0- 0	0- 0	HOME	0- 0	0- 1	1- 6				
0- 9	0- 0	0- 0	AWAY	0- 0	0- 1	0- 8				
0- 0	0- 0	0- 0	NEUTRAL	0- 0	0- 0	0- 0				

RPI 1-25				RPI 26-50				RPI 51-100				RPI 101+				Team's RPI: 342	
RPI	S	Opponent	Score	RPI	S	Opponent	Score	RPI	S	Opponent	Score	RPI	S	Opponent	Score		
4	A	Baylor	32 140	39	N	Michigan	39 76	79	N	Gonzaga	41 71	123	A	Radford	49 74		
11	N	Florida St.	35 98					89	H	Mercer	48 71	123	H	Radford	50 60		
24	A	Ohio St.	48 88									183	A	Campbell	32 61		
												183	H	Campbell	35 70		
												199	A	ETSU	45 62		
												206	H	Col. of Charleston	64 95		
												233	A	Presbyterian	50 64		
												233	H	Presbyterian	39 78		
												235	A	UNC Asheville	55 71		
												235	H	UNC Asheville	53 68		
												241	H	Akron	59 80		
												243	A	High Point	43 88		
												243	H	High Point	57 70		
												246	A	Liberty	51 80		
												246	H	Liberty	63 78		
												254	A	Charleston So.	52 71		
												273	H	Tennessee Tech	50 73		
												313	A	Gardner-Webb	57 63		
												313	H	Gardner-Webb	54 89		
												345	A	Longwood	78 83		
												345	H	Longwood	78 72		
												347	H	South Carolina St.	55 63		
LAST 12 Division I GAMES:																	
233	A	Presbyterian	50 64	243	H	High Point	57 70										
246	H	Liberty	63 78	123	A	Radford	49 74										
235	A	UNC Asheville	55 71	313	H	Gardner-Webb	54 89										
313	A	Gardner-Webb	57 63	246	A	Liberty	51 80										
183	H	Campbell	35 70	345	H	Longwood	78 72										
345	A	Longwood	78 83	233	H	Presbyterian	39 78										

Non-Div I Games: N.C. Wesleyan 89 40

Winthrop

Loss, Non-Conf, S Site, H Home A Away N Neutral

Average RPI Win:	224	WON-LOST	WINNING	LAST 10	STRENGTH OF	OPP. STRENGTH	TEAM	ADJ.	CONF.	ADJ CONF.
Average RPI Loss:	84	RECORD	PCT. RANK	GAMES	SCHEDULE	OF SCHEDULE	RPI	RPI	RPI	RPI
DIV. I ONLY	9- 21	279	4- 6	81	75	210	210	6	6	
DIV. I NON-CONF.	5- 8	218	0- 0	135	180	205	205	6	6	
TOTALS	RPI 1-25	RPI 26-50	W-L RECORDS	RPI 51-100	RPI 101-150	RPI 150+				
9- 21	0- 3	1- 6	OVERALL	0- 5	0- 3	8- 4				
5- 10	0- 1	0- 5	HOME	0- 1	0- 1	5- 2				
2- 10	0- 2	1- 1	AWAY	0- 4	0- 1	1- 2				
2- 1	0- 0	0- 0	NEUTRAL	0- 0	0- 1	2- 0				
5- 8	0- 0	1- 2	NON-CONFERENCE	0- 0	0- 3	4- 3				
2- 5	0- 0	0- 2	HOME	0- 0	0- 1	2- 2				
2- 2	0- 0	1- 0	AWAY	0- 0	0- 1	1- 1				
1- 1	0- 0	0- 0	NEUTRAL	0- 0	0- 1	1- 0				
4- 13	0- 3	0- 4	CONFERENCE	0- 5	0- 0	4- 1				
3- 5	0- 1	0- 3	HOME	0- 1	0- 0	3- 0				
0- 8	0- 2	0- 1	AWAY	0- 4	0- 0	0- 1				
1- 0	0- 0	0- 0	NEUTRAL	0- 0	0- 0	1- 0				

RPI	S	Opponent	Score	RPI	S	Opponent	Score	RPI	S	Opponent	Score	RPI	S	Opponent	Score	Team's RPI: 210
21	A	Maryland	40 89	29	A	Green Bay	54 53	51	A	Iowa	60 71	112	H	North Carolina	59 72	
24	A	Ohio St.	61 70	36	H	Marquette	75 81	71	A	Penn St.	46 76	113	N	Ole Miss	44 69	
24	H	Ohio St.	68 96	39	A	Michigan	66 75	72	A	Northwestern	43 63	116	A	Charlotte	48 63	
				39	H	Michigan	56 73	76	H	Purdue	57 79	152	A	Milwaukee	63 80	
				44	H	Dayton	64 83	80	A	Minnesota	60 88	153	H	Idaho St.	35 42	
				45	H	Indiana	54 78					197	H	Nebraska	82 56	
				46	H	Michigan St.	57 81					201	H	Illinois	59 55	
												223	A	Rutgers	52 68	
												223	H	Rutgers	53 41	
												223	N	Rutgers	61 55	
												229	H	Saint Francis (PA)	100 103	
												251	N	Tennessee St.	80 70	
												266	H	Butler	60 55	
												312	A	Illinois St.	64 46	
												316	H	Mississippi Val.	103 61	
LAST 12 Division I GAMES:																
		223 N Rutgers	61 55			197 H Nebraska	82 56									
		51 A Iowa	60 71			24 H Ohio St.	68 96									
		201 H Illinois	59 55			72 A Northwestern	43 63									
		223 H Rutgers	53 41			45 H Indiana	54 78									
		21 A Maryland	40 89			46 H Michigan St.	57 81									
		39 A Michigan	66 75			24 A Ohio St.	61 70									

Non-Div I Games:

Wisconsin

  Loss, 
  Non-Conf, 
  S Site, 
  H Home 
  A Away 
N Neutral

Average RPI Win: <b>272</b>	WON-LOST	WINNING	LAST 10	STRENGTH OF	OPP. STRENGTH	TEAM	ADJ.	CONF.	ADJ CONF.
Average RPI Loss: <b>162</b>	RECORD	PCT. RANK	GAMES	SCHEDULE	OF SCHEDULE	RPI	RPI	RPI	RPI
DIV. I ONLY	11- 16	226	1- 9	269	267	238	238	17	17
DIV. I NON-CONF.	8- 5	125	0- 0	298	333	170	170	20	20
TOTALS	RPI 1-25	RPI 26-50	W-L RECORDS	RPI 51-100	RPI 101-150	RPI 150+			
11- 16	0- 0	0- 1	OVERALL	0- 6	0- 0	11- 9			
5- 5	0- 0	0- 0	HOME	0- 2	0- 0	5- 3			
6- 9	0- 0	0- 1	AWAY	0- 2	0- 0	6- 6			
0- 2	0- 0	0- 0	NEUTRAL	0- 2	0- 0	0- 0			
8- 5	0- 0	0- 1	NON-CONFERENCE	0- 2	0- 0	8- 2			
3- 0	0- 0	0- 0	HOME	0- 0	0- 0	3- 0			
5- 3	0- 0	0- 1	AWAY	0- 0	0- 0	5- 2			
0- 2	0- 0	0- 0	NEUTRAL	0- 2	0- 0	0- 0			
3- 11	0- 0	0- 0	CONFERENCE	0- 4	0- 0	3- 7			
2- 5	0- 0	0- 0	HOME	0- 2	0- 0	2- 3			
1- 6	0- 0	0- 0	AWAY	0- 2	0- 0	1- 4			
0- 0	0- 0	0- 0	NEUTRAL	0- 0	0- 0	0- 0			

RPI S	Opponent	Score	RPI S	Opponent	Score	RPI S	Opponent	Score	RPI S	Opponent	Score	Team's RPI: 238
33	A North Carolina St.	40 80	78	N Florida	51 74	155	A Omaha	64 89				
			83	A Chattanooga	56 76	199	A ETSU	54 52				
			83	H Chattanooga	61 71	199	H ETSU	69 77				
			89	A Mercer	39 54	212	A UNCG	61 67				
			89	H Mercer	46 61	212	H UNCG	54 48				
			95	N Jacksonville	60 66	222	A UNCW	71 67				
						235	A UNC Asheville	65 84				
						236	A Samford	54 57				
						236	H Samford	48 55				
						244	A Furman	60 65				
						244	H Furman	49 69				
						254	A Charleston So.	59 45				
						257	H Coastal Caro.	67 62				
						276	A Kennesaw St.	78 49				
						279	A Western Caro.	66 69				
						279	H Western Caro.	68 59				
						294	A North Florida	79 60				
						313	H Gardner-Webb	75 66				
						338	A N.C. Central	64 54				
						347	H South Carolina St.	66 65				
LAST 12 Division I GAMES:												
83	A Chattanooga	56 76	212	A UNCG	61 67							
199	A ETSU	54 52	199	H ETSU	69 77							
236	H Samford	48 55	83	H Chattanooga	61 71							
89	H Mercer	46 61	89	A Mercer	39 54							
244	A Furman	60 65	236	A Samford	54 57							
279	A Western Caro.	66 69	244	H Furman	49 69							

Non-Div I Games: Montreat 71 30 Erskine 116 74

Wofford

Average RPI Win:	253	WON-LOST	WINNING	LAST 10	STRENGTH OF	OPP. STRENGTH	TEAM	ADJ.	CONF.	ADJ CONF.
Average RPI Loss:	99	RECORD	PCT. RANK	GAMES	SCHEDULE	OF SCHEDULE	RPI	RPI	RPI	RPI
DIV. I ONLY	21- 7	44	8- 2	316	181	134	134	19	19	
DIV. I NON-CONF.	6- 4	127	0- 0	345	112	250	250	21	21	
TOTALS	RPI 1-25	RPI 26-50	W-L RECORDS	RPI 51-100	RPI 101-150	RPI 150+				
21- 7	0- 0	0- 2	OVERALL	0- 1	2- 2	19- 2				
11- 2	0- 0	0- 1	HOME	0- 0	1- 1	10- 0				
10- 3	0- 0	0- 1	AWAY	0- 0	1- 0	9- 2				
0- 2	0- 0	0- 0	NEUTRAL	0- 1	0- 1	0- 0				
6- 4	0- 0	0- 0	NON-CONFERENCE	0- 1	0- 2	6- 1				
3- 1	0- 0	0- 0	HOME	0- 0	0- 1	3- 0				
3- 1	0- 0	0- 0	AWAY	0- 0	0- 0	3- 1				
0- 2	0- 0	0- 0	NEUTRAL	0- 1	0- 1	0- 0				
15- 3	0- 0	0- 2	CONFERENCE	0- 0	2- 0	13- 1				
8- 1	0- 0	0- 1	HOME	0- 0	1- 0	7- 0				
7- 2	0- 0	0- 1	AWAY	0- 0	1- 0	6- 1				
0- 0	0- 0	0- 0	NEUTRAL	0- 0	0- 0	0- 0				

RPI S	Opponent	Score	RPI S	Opponent	Score	RPI S	Opponent	Score	RPI S	Opponent	Score	Team's RPI: 134
29	A Green Bay	41 62	29	H Green Bay	51 58	64	N Georgetown	60 67	101	H Kent St.	69 79	
									108	N Clemson	51 75	
									145	A Oakland	73 61	
									145	H Oakland	84 66	
									152	A Milwaukee	69 51	
									152	H Milwaukee	62 52	
									160	A Detroit Mercy	80 85	
									160	H Detroit Mercy	77 69	
									179	A Cleveland St.	65 60	
									179	H Cleveland St.	84 63	
									201	A Illinois	72 76	
									237	H Miami (OH)	65 57	
									273	A Tennessee Tech	65 54	
									285	A Northern Ky.	70 63	
									285	H Northern Ky.	67 47	
									286	H Eastern Ky.	85 73	
									297	A Eastern Ill.	71 61	
									302	A Valparaiso	65 52	
									302	H Valparaiso	63 48	
									311	A Youngstown St.	68 64	
									311	H Youngstown St.	71 58	
									317	H Fort Wayne	62 51	
									323	A Ill.-Chicago	73 54	
									323	H Ill.-Chicago	62 51	
									340	A Chicago St.	71 65	
LAST 12 Division I GAMES:												
152	H Milwaukee	62 52	302	H Valparaiso	63 48							
29	H Green Bay	51 58	285	H Northern Ky.	67 47							
160	A Detroit Mercy	80 85	145	H Oakland	84 66							
311	A Youngstown St.	68 64	160	H Detroit Mercy	77 69							
179	A Cleveland St.	65 60	302	A Valparaiso	65 52							
323	H Ill.-Chicago	62 51	323	A Ill.-Chicago	73 54							

Non-Div I Games: Grace (IN) 87 56 Cincinnati Christia 85 61

Wright St.

Loss, Non-Conf, S Site, H Home A Away N Neutral

## Wyoming

Through Games Of March 1, 2017

Average RPI Win:	211	WON-LOST	WINNING	LAST 10	STRENGTH OF	OPP. STRENGTH	TEAM	ADJ.	CONF.	ADJ CONF.
Average RPI Loss:	81	RECORD	PCT. RANK	GAMES	SCHEDULE	OF SCHEDULE	RPI	RPI	RPI	RPI
DIV. I ONLY	18- 8	72	5- 5	161	145	88	88	13	13	
DIV. I NON-CONF.	6- 3	97	0- 0	280	157	154	154	15	15	
TOTALS	RPI 1-25	RPI 26-50	W-L RECORDS	RPI 51-100	RPI 101-150	RPI 150+				
18- 8	0- 0	1- 3	OVERALL	3- 3	2- 1	12- 1				
12- 2	0- 0	1- 0	HOME	2- 1	1- 1	8- 0				
6- 6	0- 0	0- 3	AWAY	1- 2	1- 0	4- 1				
0- 0	0- 0	0- 0	NEUTRAL	0- 0	0- 0	0- 0				
6- 3	0- 0	0- 2	NON-CONFERENCE	2- 0	0- 1	4- 0				
4- 1	0- 0	0- 0	HOME	1- 0	0- 1	3- 0				
2- 2	0- 0	0- 2	AWAY	1- 0	0- 0	1- 0				
0- 0	0- 0	0- 0	NEUTRAL	0- 0	0- 0	0- 0				
12- 5	0- 0	1- 1	CONFERENCE	1- 3	2- 0	8- 1				
8- 1	0- 0	1- 0	HOME	1- 1	1- 0	5- 0				
4- 4	0- 0	0- 1	AWAY	0- 2	1- 0	3- 1				
0- 0	0- 0	0- 0	NEUTRAL	0- 0	0- 0	0- 0				

RPI 1-25				RPI 26-50				RPI 51-100				Team's RPI: 88				RPI 101+			
RPI	S	Opponent	Score	RPI	S	Opponent	Score	RPI	S	Opponent	Score	RPI	S	Opponent	Score	RPI	S	Opponent	Score
				28	A	Drake	50 63	58	A	Boise St.	54 64	139	H	Idaho	71 74				
				46	A	Michigan St.	51 63	58	H	Boise St.	43 53	142	A	New Mexico	60 58				
				48	A	Colorado St.	54 61	61	H	South Dakota	69 62	142	H	New Mexico	68 52				
				48	H	Colorado St.	56 49	87	A	Colorado	82 75	174	A	Fresno St.	47 52				
								97	A	UNLV	46 51	174	H	Fresno St.	70 48				
								97	H	UNLV	79 57	187	A	Utah St.	71 48				
												187	H	Utah St.	59 40				
												208	H	San Jose St.	89 60				
												264	H	San Diego St.	80 67				
												284	H	Southern Utah	68 48				
												287	A	Nevada	72 59				
												309	H	Denver	59 49				
												324	A	Air Force	66 54				
												324	H	Air Force	73 41				
												328	A	Montana	67 42				
												346	H	Cal St. Fullerton	61 26				
LAST 12 Division I GAMES:																			
				48	H	Colorado St.	56 49	324	H	Air Force	73 41								
				142	A	New Mexico	60 58	264	H	San Diego St.	80 67								
				58	H	Boise St.	43 53	58	A	Boise St.	54 64								
				48	A	Colorado St.	54 61	97	A	UNLV	46 51								
				187	H	Utah St.	59 40	142	H	New Mexico	68 52								
				174	A	Fresno St.	47 52	208	H	San Jose St.	89 60								

Non-Div I Games: Adams St. 79 40 Chadron St. 74 50

Wyoming

Loss, Non-Conf, S Site, H Home A Away N Neutral

Average RPI Win:	230	WON-LOST	WINNING	LAST 10	STRENGTH OF	OPP. STRENGTH	TEAM	ADJ.	CONF.	ADJ CONF.
Average RPI Loss:	73	RECORD	PCT. RANK	GAMES	SCHEDULE	OF SCHEDULE	RPI	RPI	RPI	RPI
DIV. I ONLY	12- 17	219	2- 8	114	83	190	190	7	7	
DIV. I NON-CONF.	8- 3	67	0- 0	232	247	121	121	7	7	
TOTALS	RPI 1-25	RPI 26-50	W-L RECORDS	RPI 51-100	RPI 101-150	RPI 150+				
12- 17	0- 5	1- 2	OVERALL	0- 7	0- 1	11- 2				
8- 7	0- 2	1- 1	HOME	0- 3	0- 0	7- 1				
3- 8	0- 2	0- 1	AWAY	0- 4	0- 0	3- 1				
1- 2	0- 1	0- 0	NEUTRAL	0- 0	0- 1	1- 0				
8- 3	0- 1	1- 0	NON-CONFERENCE	0- 1	0- 1	7- 0				
6- 0	0- 0	1- 0	HOME	0- 0	0- 0	5- 0				
1- 1	0- 0	0- 0	AWAY	0- 1	0- 0	1- 0				
1- 2	0- 1	0- 0	NEUTRAL	0- 0	0- 1	1- 0				
4- 14	0- 4	0- 2	CONFERENCE	0- 6	0- 0	4- 2				
2- 7	0- 2	0- 1	HOME	0- 3	0- 0	2- 1				
2- 7	0- 2	0- 1	AWAY	0- 3	0- 0	2- 1				
0- 0	0- 0	0- 0	NEUTRAL	0- 0	0- 0	0- 0				

RPI	S	Opponent	Score	RPI	S	Opponent	Score	RPI	S	Opponent	Score	RPI	S	Opponent	Score	Team's RPI: 190
16	A	DePaul	69 85	36	A	Marquette	61 85	57	A	Villanova	71 76	127	N	Southern Miss.	59 73	
16	H	DePaul	43 70	36	H	Marquette	71 86	57	H	Villanova	47 72	164	A	Cincinnati	72 61	
19	N	Oklahoma	69 81	39	H	Michigan	61 58	64	A	Georgetown	63 81	186	A	Providence	54 51	
22	A	Creighton	52 63					64	H	Georgetown	64 69	186	H	Providence	67 57	
22	H	Creighton	57 67					73	A	St. John's (NY)	55 64	209	A	Seton Hall	62 71	
								73	H	St. John's (NY)	48 65	209	H	Seton Hall	72 64	
								77	A	Wake Forest	45 58	251	H	Tennessee St.	63 54	
												266	A	Butler	53 43	
												266	H	Butler	62 65	
												268	H	Southeast Mo. St.	54 48	
												276	N	Kennesaw St.	75 52	
												277	H	Ark.-Pine Bluff	62 41	
												294	H	North Florida	83 46	
												348	H	Delaware St.	86 53	
LAST 12 Division I GAMES:																
186	H	Providence	67 57	266	A	Butler	53 43									
22	H	Creighton	57 67	73	A	St. John's (NY)	55 64									
64	A	Georgetown	63 81	209	A	Seton Hall	62 71									
57	A	Villanova	71 76	57	H	Villanova	47 72									
36	H	Marquette	71 86	64	H	Georgetown	64 69									
16	H	DePaul	43 70	16	A	DePaul	69 85									

Non-Div I Games:

Xavier

Average RPI Win:	209	WON-LOST	WINNING	LAST 10	STRENGTH OF	OPP. STRENGTH	TEAM	ADJ.	CONF.	ADJ CONF.
Average RPI Loss:	129	RECORD	PCT. RANK	GAMES	SCHEDULE	OF SCHEDULE	RPI	RPI	RPI	RPI
DIV. I ONLY	14- 11	136	5- 5	145	149	132	132	8	8	
DIV. I NON-CONF.	9- 4	85	0- 0	287	268	120	120	9	9	
TOTALS	RPI 1-25	RPI 26-50	W-L RECORDS	RPI 51-100	RPI 101-150	RPI 150+				
14- 11	0- 1	1- 1	OVERALL	2- 1	1- 3	10- 5				
7- 4	0- 0	1- 0	HOME	1- 0	1- 2	4- 2				
7- 7	0- 1	0- 1	AWAY	1- 1	0- 1	6- 3				
0- 0	0- 0	0- 0	NEUTRAL	0- 0	0- 0	0- 0				
9- 4	0- 1	0- 0	NON-CONFERENCE	1- 0	1- 0	7- 3				
3- 1	0- 0	0- 0	HOME	0- 0	1- 0	2- 1				
6- 3	0- 1	0- 0	AWAY	1- 0	0- 0	5- 2				
0- 0	0- 0	0- 0	NEUTRAL	0- 0	0- 0	0- 0				
5- 7	0- 0	1- 1	CONFERENCE	1- 1	0- 3	3- 2				
4- 3	0- 0	1- 0	HOME	1- 0	0- 2	2- 1				
1- 4	0- 0	0- 1	AWAY	0- 1	0- 1	1- 1				
0- 0	0- 0	0- 0	NEUTRAL	0- 0	0- 0	0- 0				

RPI 1-25				RPI 26-50				RPI 51-100				RPI 101+ Team's RPI: 132			
RPI	S	Opponent	Score	RPI	S	Opponent	Score	RPI	S	Opponent	Score	RPI	S	Opponent	Score
8	A	Stanford	44 102	27	A	Harvard	56 76	66	A	New Hampshire	64 58	118	H	Cornell	63 76
				27	H	Harvard	57 52	74	A	Penn	55 66	124	A	Princeton	62 74
								74	H	Penn	61 48	124	H	Princeton	47 69
												126	H	Albany (NY)	64 53
												159	A	Army West Point	55 59
												171	H	Boston College	64 71
												172	H	Columbia	68 72
												175	A	Brown	73 76
												175	H	Brown	73 51
												207	H	Binghamton	57 48
												225	A	Dartmouth	57 50
												225	H	Dartmouth	58 44
												231	A	UC Santa Barbara	64 60
												271	H	Vermont	77 48
												272	A	Manhattan	57 63
												308	A	Holy Cross	71 70
												312	A	Illinois St.	59 45
												332	A	LIU Brooklyn	75 44
												343	A	Wagner	66 52
LAST 12 Division I GAMES:															
225	H	Dartmouth	58 44	118	H	Cornell	63 76								
27	H	Harvard	57 52	172	H	Columbia	68 72								
74	H	Penn	61 48	175	H	Brown	73 51								
124	H	Princeton	47 69	175	A	Brown	73 76								
27	A	Harvard	56 76	124	A	Princeton	62 74								
225	A	Dartmouth	57 50	74	A	Penn	55 66								

Non-Div I Games:

Yale

■ Loss, 
 ■ Non-Conf, S Site, 
 ■ Home 
 ■ Away 
 N Neutral

Average RPI Win: 274		WON-LOST	WINNING	LAST 10	STRENGTH OF	OPP. STRENGTH	TEAM	ADJ.	CONF.	ADJ CONF.
Average RPI Loss: 168		RECORD	PCT. RANK	GAMES	SCHEDULE	OF SCHEDULE	RPI	RPI	RPI	RPI
DIV. I ONLY		7- 20	301	2- 8	245	240	311	311	19	19
DIV. I NON-CONF.		2- 7	284	0- 0	304	236	329	329	21	21
TOTALS		RPI 1-25	RPI 26-50	W-L RECORDS	RPI 51-100	RPI 101-150	RPI 150+			
7- 20	0- 0		0- 2	OVERALL	0- 0	0- 6	7- 12			
5- 8	0- 0		0- 1	HOME	0- 0	0- 3	5- 4			
1- 12	0- 0		0- 1	AWAY	0- 0	0- 3	1- 8			
1- 0	0- 0		0- 0	NEUTRAL	0- 0	0- 0	1- 0			
2- 7	0- 0		0- 0	NON-CONFERENCE	0- 0	0- 2	2- 5			
1- 3	0- 0		0- 0	HOME	0- 0	0- 1	1- 2			
0- 4	0- 0		0- 0	AWAY	0- 0	0- 1	0- 3			
1- 0	0- 0		0- 0	NEUTRAL	0- 0	0- 0	1- 0			
5- 13	0- 0		0- 2	CONFERENCE	0- 0	0- 4	5- 7			
4- 5	0- 0		0- 1	HOME	0- 0	0- 2	4- 2			
1- 8	0- 0		0- 1	AWAY	0- 0	0- 2	1- 5			
0- 0	0- 0		0- 0	NEUTRAL	0- 0	0- 0	0- 0			

RPI 1-25					
RPI	S	Opponent	Score		
29	A	Green Bay	41	75	
29	H	Green Bay	51	84	
RPI 26-50					
RPI	S	Opponent	Score		
29	A	Green Bay	41	75	
29	H	Green Bay	51	84	
RPI 51-100					
RPI	S	Opponent	Score		
101	A	Kent St.	60	75	
118	H	Cornell	75	80	
134	A	Wright St.	58	71	
134	H	Wright St.	64	68	
145	A	Oakland	54	80	
145	H	Oakland	58	80	
152	A	Milwaukee	82	86	
152	H	Milwaukee	74	78	
156	A	Pittsburgh	50	63	
160	A	Detroit Mercy	63	80	
160	H	Detroit Mercy	67	83	
179	A	Cleveland St.	68	71	
179	H	Cleveland St.	92	67	
191	H	American	64	77	
229	H	Saint Francis (PA)	69	68	
241	H	Akron	74	76	
259	A	Hawaii	50	72	
280	N	Sacramento St.	102	94	
285	A	Northern Ky.	81	87	
285	H	Northern Ky.	77	73	
288	A	Northern Ariz.	49	70	
302	A	Valparaiso	60	77	
302	H	Valparaiso	76	70	
323	A	Ill.-Chicago	65	59	
323	H	Ill.-Chicago	70	54	
Team's RPI:					
311					
LAST 12 Division I GAMES:					
160	H	Detroit Mercy	67	83	
145	H	Oakland	58	80	
134	H	Wright St.	64	68	
285	H	Northern Ky.	77	73	
29	A	Green Bay	41	75	
152	A	Milwaukee	82	86	
323	A	Ill.-Chicago	65	59	
302	A	Valparaiso	60	77	
74	H	Milwaukee	74	78	
29	H	Green Bay	51	84	
145	A	Oakland	54	80	
160	A	Detroit Mercy	63	80	

Non-Div I Games:	Point Park	84	71	Tiffin	84	62
------------------	------------	----	----	--------	----	----

Youngstown St.

Loss, Non-Conf, S Site, H Home A Away N Neutral