

Average RPI Win:	258	WON-LOST	WINNING	LAST 10	STRENGTH OF	OPP. STRENGTH	TEAM	ADJ.	CONF.	ADJ CONF.
Average RPI Loss:	146	RECORD	PCT. RANK	GAMES	SCHEDULE	OF SCHEDULE	RPI	RPI	RPI	RPI
DIV. I ONLY	13- 6	62	8-2	270	260	112	112	23	23	
DIV. I NON-CONF.	3- 4	201	0	221	168	163	163	21	21	
TOTALS	RPI 1-25	RPI 26-50	W-L RECORDS	RPI 51-100	RPI 101-150	RPI 150+				
13- 6	0- 2	0- 0	OVERALL	0- 0	1- 1	12- 3				
5- 1	0- 0	0- 0	HOME	0- 0	0- 1	5- 0				
7- 5	0- 2	0- 0	AWAY	0- 0	1- 0	6- 3				
1- 0	0- 0	0- 0	NEUTRAL	0- 0	0- 0	1- 0				
3- 4	0- 2	0- 0	NON-CONFERENCE	0- 0	0- 0	3- 2				
1- 0	0- 0	0- 0	HOME	0- 0	0- 0	1- 0				
1- 4	0- 2	0- 0	AWAY	0- 0	0- 0	1- 2				
1- 0	0- 0	0- 0	NEUTRAL	0- 0	0- 0	1- 0				
10- 2	0- 0	0- 0	CONFERENCE	0- 0	1- 1	9- 1				
4- 1	0- 0	0- 0	HOME	0- 0	0- 1	4- 0				
6- 1	0- 0	0- 0	AWAY	0- 0	1- 0	5- 1				
0- 0	0- 0	0- 0	NEUTRAL	0- 0	0- 0	0- 0				

RPI 1-25				RPI 26-50				RPI 51-100				RPI 101+ Team's RPI: 112			
RPI	S	Opponent	Score	RPI	S	Opponent	Score	RPI	S	Opponent	Score	RPI	S	Opponent	Score
4	A	Missouri St.	51 79									104	H	SFA	44 66
17	A	Texas A&M	48 85									109	A	Abilene Christian	70 58
												167	A	New Orleans	83 53
												169	H	Sam Houston St.	57 54
												214	H	Central Ark.	67 47
												222	A	Southeastern La.	44 48
												229	H	Lamar University	49 39
												236	A	South Alabama	82 83
												285	A	Incarnate Word	64 38
												289	N	Prairie View	64 52
												291	H	Nicholls St.	55 49
												293	A	Texas St.	48 57
												307	A	UTRGV	59 54
												307	H	UTRGV	61 50
												323	A	Houston Baptist	75 65
												332	A	Northwestern St.	72 59
												334	A	McNeese	73 59
LAST 10 Division I															
				334	A	McNeese	73 59					229	H	Lamar University	49 39
				323	A	Houston Baptist	75 65					109	A	Abilene Christian	70 58
				169	H	Sam Houston St.	57 54					104	H	SFA	44 66
				285	A	Incarnate Word	64 38					222	A	Southeastern La.	44 48
				167	A	New Orleans	83 53					332	A	Northwestern St.	72 59

Non-Div I Games: UNKNOWN 75 55 Huston-Tillotson 63 49 Texas Wesleyan 90 52

A&M-Corpus Christi

Loss, Non-Conf, S Site, H Home A Away N Neutral

Average RPI Win:	235	WON-LOST	WINNING	LAST 10	STRENGTH OF	OPP. STRENGTH	TEAM	ADJ.	CONF.	ADJ CONF.
Average RPI Loss:	135	RECORD	PCT. RANK	GAMES	SCHEDULE	OF SCHEDULE	RPI	RPI	RPI	RPI
DIV. I ONLY	13- 4	38	7-3	272	226	109	109	23	23	
DIV. I NON-CONF.	4- 1	52	0	254	75	61	61	21	21	
TOTALS	RPI 1-25	RPI 26-50	W-L RECORDS	RPI 51-100	RPI 101-150	RPI 150+				
13- 4	0- 0	0- 1	OVERALL	0- 0	1- 2	12- 1				
6- 2	0- 0	0- 0	HOME	0- 0	0- 1	6- 1				
7- 2	0- 0	0- 1	AWAY	0- 0	1- 1	6- 0				
0- 0	0- 0	0- 0	NEUTRAL	0- 0	0- 0	0- 0				
4- 1	0- 0	0- 1	NON-CONFERENCE	0- 0	1- 0	3- 0				
2- 0	0- 0	0- 0	HOME	0- 0	0- 0	2- 0				
2- 1	0- 0	0- 1	AWAY	0- 0	1- 0	1- 0				
0- 0	0- 0	0- 0	NEUTRAL	0- 0	0- 0	0- 0				
9- 3	0- 0	0- 0	CONFERENCE	0- 0	0- 2	9- 1				
4- 2	0- 0	0- 0	HOME	0- 0	0- 1	4- 1				
5- 1	0- 0	0- 0	AWAY	0- 0	0- 1	5- 0				
0- 0	0- 0	0- 0	NEUTRAL	0- 0	0- 0	0- 0				

RPI 1-25			RPI 26-50			RPI 51-100			RPI 101+			Team's RPI: 109
RPI	S	Opponent	Score	RPI	S	Opponent	Score	RPI	S	Opponent	Score	
				38	A	Oklahoma	65 78					
								104	A	SFA	59 69	
								112	H	A&M-Corpus Christi	58 70	
								143	A	Portland	76 69	
								156	A	Wright St.	83 64	
								167	H	New Orleans	76 62	
								169	A	Sam Houston St.	81 73	
								214	A	Central Ark.	74 64	
								222	H	Southeastern La.	61 53	
								229	A	Lamar University	75 49	
								229	H	Lamar University	78 72	
								245	H	Tulsa	73 63	
								285	H	Incarnate Word	70 71	
								291	A	Nicholls St.	95 84	
								322	H	New Mexico St.	67 54	
								332	H	Northwestern St.	84 69	
								334	A	McNeese	90 73	
LAST 10 Division I												
				229	A	Lamar University	75 49					
				332	H	Northwestern St.	84 69					
				285	H	Incarnate Word	70 71					
				104	A	SFA	59 69					
				214	A	Central Ark.	74 64					
				169	A	Sam Houston St.	81 73					
				222	H	Southeastern La.	61 53					
				112	H	A&M-Corpus Christi	58 70					
				334	A	McNeese	90 73					
				229	H	Lamar University	78 72					

Non-Div I Games: Howard Payne 96 38 Schreiner 110 37 Southwest (NM) 104 52 McMurry 111 43  
Abilene Christian

Loss, Non-Conf, S Site, H Home A Away N Neutral

Average RPI Win:	281	WON-LOST	WINNING	LAST 10	STRENGTH OF	OPP. STRENGTH	TEAM	ADJ.	CONF.	ADJ CONF.
Average RPI Loss:	187	RECORD	PCT. RANK	GAMES	SCHEDULE	OF SCHEDULE	RPI	RPI	RPI	RPI
DIV. I ONLY	4- 18	320	2-8	241	238	313	313	17	17	
DIV. I NON-CONF.	1- 9	326	0	267	245	337	337	23	23	
TOTALS	RPI 1-25	RPI 26-50	W-L RECORDS	RPI 51-100	RPI 101-150	RPI 150+				
4- 18	0- 0	0- 2	OVERALL	0- 1	0- 3	4- 12				
1- 9	0- 0	0- 0	HOME	0- 0	0- 2	1- 7				
3- 9	0- 0	0- 2	AWAY	0- 1	0- 1	3- 5				
0- 0	0- 0	0- 0	NEUTRAL	0- 0	0- 0	0- 0				
1- 9	0- 0	0- 2	NON-CONFERENCE	0- 0	0- 2	1- 5				
1- 3	0- 0	0- 0	HOME	0- 0	0- 2	1- 1				
0- 6	0- 0	0- 2	AWAY	0- 0	0- 0	0- 4				
0- 0	0- 0	0- 0	NEUTRAL	0- 0	0- 0	0- 0				
3- 9	0- 0	0- 0	CONFERENCE	0- 1	0- 1	3- 7				
0- 6	0- 0	0- 0	HOME	0- 0	0- 0	0- 6				
3- 3	0- 0	0- 0	AWAY	0- 1	0- 1	3- 1				
0- 0	0- 0	0- 0	NEUTRAL	0- 0	0- 0	0- 0				

RPI S	Opponent	Score	RPI S	Opponent	Score	RPI S	Opponent	Score	RPI S	Opponent	Score	Team's RPI: 313
27	A Arizona St.	56 87	59	A Fresno St.	52 61	118	H San Diego	59 70	123	A Boise St.	61 70	
45	A Tennessee	54 81				143	H Portland	56 72	151	H San Jose St.	60 68	
						176	H UNLV	60 67	193	H New Mexico	53 75	
						205	H Wyoming	63 65	232	A Cal St. Fullerton	70 79	
						233	A Northern Colo.	62 72	255	A Nevada	68 61	
						255	H Nevada	67 71	257	A San Diego St.	51 49	
						266	A Long Beach St.	68 74	268	A Colorado St.	40 60	
						278	A Utah St.	62 45	278	H Utah St.	52 53	
						297	A Navy	59 67	301	H Army West Point	66 68	
						333	H NJIT	68 48				
LAST 10 Division I												
257	A San Diego St.	51 49	268	A Colorado St.	40 60							
255	H Nevada	67 71	123	A Boise St.	61 70							
59	A Fresno St.	52 61	193	H New Mexico	53 75							
151	H San Jose St.	60 68	278	A Utah St.	62 45							
278	H Utah St.	52 53	176	H UNLV	60 67							

Non-Div I Games: Neb. Wesleyan 93 42

Air Force

■ Loss, 
 ■ Non-Conf, S Site, 
 ■ Home 
 ■ Away 
 N Neutral

Average RPI Win:	246	WON-LOST	WINNING	LAST 10	STRENGTH OF	OPP. STRENGTH	TEAM	ADJ.	CONF.	ADJ CONF.
Average RPI Loss:	113	RECORD	PCT. RANK	GAMES	SCHEDULE	OF SCHEDULE	RPI	RPI	RPI	RPI
DIV. I ONLY	10- 11	192	3-7	171	173	194	194	10	10	
DIV. I NON-CONF.	7- 4	100	0	212	317	147	147	10	10	
TOTALS	RPI 1-25	RPI 26-50	W-L RECORDS	RPI 51-100	RPI 101-150	RPI 150+				
10- 11	0- 1	0- 1	OVERALL	0- 3	1- 2	9- 4				
5- 5	0- 1	0- 1	HOME	0- 0	1- 1	4- 2				
3- 6	0- 0	0- 0	AWAY	0- 3	0- 1	3- 2				
2- 0	0- 0	0- 0	NEUTRAL	0- 0	0- 0	2- 0				
7- 4	0- 0	0- 1	NON-CONFERENCE	0- 1	1- 1	6- 1				
3- 2	0- 0	0- 1	HOME	0- 0	1- 1	2- 0				
2- 2	0- 0	0- 0	AWAY	0- 1	0- 0	2- 1				
2- 0	0- 0	0- 0	NEUTRAL	0- 0	0- 0	2- 0				
3- 7	0- 1	0- 0	CONFERENCE	0- 2	0- 1	3- 3				
2- 3	0- 1	0- 0	HOME	0- 0	0- 0	2- 2				
1- 4	0- 0	0- 0	AWAY	0- 2	0- 1	1- 1				
0- 0	0- 0	0- 0	NEUTRAL	0- 0	0- 0	0- 0				

RPI 1-25				RPI 26-50				RPI 51-100				RPI 101+ Team's RPI: 194			
RPI	S	Opponent	Score	RPI	S	Opponent	Score	RPI	S	Opponent	Score	RPI	S	Opponent	Score
18	H	Central Mich.	72 77	37	H	Michigan	71 80	53	A	Ohio	57 70	102	H	Duquesne	63 88
								70	A	Ball St.	52 60	139	H	N.C. A&T	64 52
								94	A	Butler	55 76	147	A	Toledo	61 65
												165	H	Eastern Mich.	88 81
												168	H	Miami (OH)	70 62
												173	H	Northern Ill.	65 70
												178	A	Western Mich.	71 79
												178	H	Western Mich.	51 56
												191	A	Cleveland St.	62 66
												246	H	Youngstown St.	91 62
												249	A	Bowling Green	76 73
												254	N	Morgan St.	52 45
												283	A	St. Bonaventure	63 54
												294	N	Denver	88 72
												328	A	Detroit Mercy	81 60
												330	H	Purdue Fort Wayne	64 53
LAST 10 Division I															
				70	A	Ball St.	52 60					173	H	Northern Ill.	65 70
				165	H	Eastern Mich.	88 81					147	A	Toledo	61 65
				53	A	Ohio	57 70					249	A	Bowling Green	76 73
				178	A	Western Mich.	71 79					178	H	Western Mich.	51 56
				168	H	Miami (OH)	70 62					18	H	Central Mich.	72 77

Non-Div I Games:

Akron

■ Loss, 
 ■ Non-Conf, 
 S Site, 
 ■ Home 
 ■ Away 
 N Neutral

## Alabama

Through Games Of Feb. 9, 2020

Average RPI Win:	164	WON-LOST	WINNING	LAST 10	STRENGTH OF	OPP. STRENGTH	TEAM	ADJ.	CONF.	ADJ CONF.
Average RPI Loss:	48	RECORD	PCT. RANK	GAMES	SCHEDULE	OF SCHEDULE	RPI	RPI	RPI	RPI
DIV. I ONLY	14- 10	120	4-6	27	66	65	65	4	4	
DIV. I NON-CONF.	10- 3	58	0	94	160	63	63	5	5	
TOTALS	RPI 1-25	RPI 26-50	W-L RECORDS	RPI 51-100	RPI 101-150	RPI 150+				
14- 10	0- 3	1- 5	OVERALL	2- 1	5- 0	6- 1				
8- 6	0- 2	0- 3	HOME	2- 0	3- 0	3- 1				
5- 3	0- 1	0- 2	AWAY	0- 0	2- 0	3- 0				
1- 1	0- 0	1- 0	NEUTRAL	0- 1	0- 0	0- 0				
10- 3	0- 0	1- 1	NON-CONFERENCE	2- 1	2- 0	5- 1				
6- 2	0- 0	0- 1	HOME	2- 0	1- 0	3- 1				
3- 0	0- 0	0- 0	AWAY	0- 0	1- 0	2- 0				
1- 1	0- 0	1- 0	NEUTRAL	0- 1	0- 0	0- 0				
4- 7	0- 3	0- 4	CONFERENCE	0- 0	3- 0	1- 0				
2- 4	0- 2	0- 2	HOME	0- 0	2- 0	0- 0				
2- 3	0- 1	0- 2	AWAY	0- 0	1- 0	1- 0				
0- 0	0- 0	0- 0	NEUTRAL	0- 0	0- 0	0- 0				

RPI 1-25				RPI 26-50				RPI 51-100				Team's RPI: 65	RPI 101+			
RPI	S	Opponent	Score	RPI	S	Opponent	Score	RPI	S	Opponent	Score		RPI	S	Opponent	Score
2	H	South Carolina	78 93	28	A	Kentucky	62 66	77	H	North Carolina	83 77		106	H	Vanderbilt	98 61
17	H	Texas A&M	74 79	28	H	Kentucky	71 81	81	N	Southern California	57 60		125	H	Bethune-Cookman	60 49
22	A	LSU	60 71	39	H	Arkansas	48 66	84	H	Colgate	72 52		127	A	Auburn	75 48
				45	A	Tennessee	63 65						127	H	Auburn	68 64
				47	N	UNI	87 77						144	A	Tulane	66 56
				49	H	Iowa St.	66 75						170	H	Hampton	61 64
													197	A	Clemson	67 54
													213	H	Radford	85 51
													222	H	Southeastern La.	87 50
													236	A	South Alabama	74 62
													279	A	Ole Miss	57 56
													318	H	Mercer	111 56
LAST 10 Division I																
127	H	Auburn	68 64	17	H	Texas A&M	74 79									
28	A	Kentucky	62 66	45	A	Tennessee	63 65									
279	A	Ole Miss	57 56	127	A	Auburn	75 48									
39	H	Arkansas	48 66	28	H	Kentucky	71 81									
106	H	Vanderbilt	98 61	2	H	South Carolina	78 93									

Non-Div I Games:

Alabama

■ Loss, 
 ■ Non-Conf, S Site, 
 ■ Home 
 ■ Away 
 N Neutral

Average RPI Win:	316	WON-LOST	WINNING	LAST 10	STRENGTH OF	OPP. STRENGTH	TEAM	ADJ.	CONF.	ADJ CONF.
Average RPI Loss:	173	RECORD	PCT. RANK	GAMES	SCHEDULE	OF SCHEDULE	RPI	RPI	RPI	RPI
DIV. I ONLY	10- 11	192	6-4	345	336	273	273	32	32	
DIV. I NON-CONF.	4- 7	225	0	244	291	221	221	31	31	
TOTALS	RPI 1-25	RPI 26-50	W-L RECORDS	RPI 51-100	RPI 101-150	RPI 150+				
10- 11	0- 0	0- 0	OVERALL	0- 3	0- 1	10- 7				
3- 3	0- 0	0- 0	HOME	0- 1	0- 1	3- 1				
6- 7	0- 0	0- 0	AWAY	0- 2	0- 0	6- 5				
1- 1	0- 0	0- 0	NEUTRAL	0- 0	0- 0	1- 1				
4- 7	0- 0	0- 0	NON-CONFERENCE	0- 3	0- 0	4- 4				
0- 2	0- 0	0- 0	HOME	0- 1	0- 0	0- 1				
4- 4	0- 0	0- 0	AWAY	0- 2	0- 0	4- 2				
0- 1	0- 0	0- 0	NEUTRAL	0- 0	0- 0	0- 1				
6- 4	0- 0	0- 0	CONFERENCE	0- 0	0- 1	6- 3				
3- 1	0- 0	0- 0	HOME	0- 0	0- 1	3- 0				
2- 3	0- 0	0- 0	AWAY	0- 0	0- 0	2- 3				
1- 0	0- 0	0- 0	NEUTRAL	0- 0	0- 0	1- 0				

RPI 1-25			RPI 26-50			RPI 51-100			RPI 101+ Team's RPI: 273		
RPI	S	Opponent	Score	RPI	S	Opponent	Score	RPI	S	Opponent	Score
								72	A	Nebraska	46 68
								82	A	Cincinnati	47 62
								95	H	North Florida	64 73
								113	H	Texas Southern	58 65
								152	N	North Ala.	65 80
								157	A	Jackson St.	53 67
								161	A	Memphis	71 79
								195	H	Austin Peay	61 67
								241	A	Southern U.	46 55
								257	A	San Diego St.	61 53
								289	H	Prairie View	54 44
								290	A	California Baptist	55 60
								294	A	Denver	86 83
								315	A	Georgia St.	67 52
								319	A	Alcorn	74 67
								326	A	Ark.-Pine Bluff	65 52
								326	H	Ark.-Pine Bluff	74 55
								331	N	Alabama St.	75 48
								347	A	Florida A&M	77 53
								349	A	Grambling	59 69
								351	H	Mississippi Val.	68 48
LAST 10 Division I											
326	A	Ark.-Pine Bluff	65 52	331	N	Alabama St.	75 48				
289	H	Prairie View	54 44	351	H	Mississippi Val.	68 48				
113	H	Texas Southern	58 65	326	H	Ark.-Pine Bluff	74 55				
241	A	Southern U.	46 55	157	A	Jackson St.	53 67				
319	A	Alcorn	74 67	349	A	Grambling	59 69				

Non-Div I Games:

Alabama A&amp;M

■ Loss, 
 ■ Non-Conf, 
 ■ S Site, 
 ■ Home 
 ■ A Away 
 N Neutral

Average RPI Win:	338	WON-LOST	WINNING	LAST 10	STRENGTH OF	OPP. STRENGTH	TEAM	ADJ.	CONF.	ADJ CONF.
Average RPI Loss:	183	RECORD	PCT. RANK	GAMES	SCHEDULE	OF SCHEDULE	RPI	RPI	RPI	RPI
DIV. I ONLY	4- 15	315	3-7	326	295	331	331	32	32	
DIV. I NON-CONF.	1- 8	322	0	101	48	288	288	31	31	
TOTALS	RPI 1-25	RPI 26-50	W-L RECORDS	RPI 51-100	RPI 101-150	RPI 150+				
4- 15	0- 2	0- 0	OVERALL	0- 1	0- 2	4- 10				
2- 5	0- 0	0- 0	HOME	0- 0	0- 1	2- 4				
2- 9	0- 2	0- 0	AWAY	0- 1	0- 1	2- 5				
0- 1	0- 0	0- 0	NEUTRAL	0- 0	0- 0	0- 1				
1- 8	0- 2	0- 0	NON-CONFERENCE	0- 1	0- 1	1- 4				
1- 2	0- 0	0- 0	HOME	0- 0	0- 0	1- 2				
0- 6	0- 2	0- 0	AWAY	0- 1	0- 1	0- 2				
0- 0	0- 0	0- 0	NEUTRAL	0- 0	0- 0	0- 0				
3- 7	0- 0	0- 0	CONFERENCE	0- 0	0- 1	3- 6				
1- 3	0- 0	0- 0	HOME	0- 0	0- 1	1- 2				
2- 3	0- 0	0- 0	AWAY	0- 0	0- 0	2- 3				
0- 1	0- 0	0- 0	NEUTRAL	0- 0	0- 0	0- 1				

RPI 1-25				RPI 26-50				RPI 51-100				RPI 101+ Team's RPI: 331			
RPI	S	Opponent	Score	RPI	S	Opponent	Score	RPI	S	Opponent	Score	RPI	S	Opponent	Score
2	A	South Carolina	43 103					67	A	South Fla.	29 80	113	H	Texas Southern	54 81
20	A	DePaul	76 105									128	A	Wisconsin	67 85
												152	H	North Ala.	60 81
												157	A	Jackson St.	62 94
												175	H	Samford	48 83
												197	A	Clemson	43 76
												241	A	Southern U.	47 69
												273	N	Alabama A&M	48 75
												279	A	Ole Miss	66 93
												289	H	Prairie View	59 62
												300	H	Jacksonville St.	68 63
												319	A	Alcorn	63 73
												326	H	Ark.-Pine Bluff	62 73
												349	A	Grambling	73 59
												351	A	Mississippi Val.	66 61
												351	H	Mississippi Val.	77 64
LAST 10 Division I															
351	A	Mississippi Val.	66 61	273	N	Alabama A&M	48 75								
113	H	Texas Southern	54 81	326	H	Ark.-Pine Bluff	62 73								
289	H	Prairie View	59 62	351	H	Mississippi Val.	77 64								
319	A	Alcorn	63 73	349	A	Grambling	73 59								
241	A	Southern U.	47 69	157	A	Jackson St.	62 94								

Non-Div I Games: Mobile 76 66 Paine 84 58

Alabama St.

Loss, Non-Conf, S Site, H Home A Away N Neutral

Albany (NY)

Through Games Of Feb. 9, 2020

Average RPI Win:	285	WON-LOST	WINNING	LAST 10	STRENGTH OF	OPP. STRENGTH	TEAM	ADJ.	CONF.	ADJ CONF.
Average RPI Loss:	205	RECORD	PCT. RANK	GAMES	SCHEDULE	OF SCHEDULE	RPI	RPI	RPI	RPI
DIV. I ONLY	7- 15	271	4-6	303	322	310	310	28	28	
DIV. I NON-CONF.	3- 9	279	0	326	281	327	327	28	28	
TOTALS	RPI 1-25	RPI 26-50	W-L RECORDS	RPI 51-100	RPI 101-150	RPI 150+				
7- 15	0- 0	0- 0	OVERALL	0- 3	0- 2	7- 10				
4- 7	0- 0	0- 0	HOME	0- 1	0- 2	4- 4				
3- 8	0- 0	0- 0	AWAY	0- 2	0- 0	3- 6				
0- 0	0- 0	0- 0	NEUTRAL	0- 0	0- 0	0- 0				
3- 9	0- 0	0- 0	NON-CONFERENCE	0- 2	0- 2	3- 5				
1- 5	0- 0	0- 0	HOME	0- 0	0- 2	1- 3				
2- 4	0- 0	0- 0	AWAY	0- 2	0- 0	2- 2				
0- 0	0- 0	0- 0	NEUTRAL	0- 0	0- 0	0- 0				
4- 6	0- 0	0- 0	CONFERENCE	0- 1	0- 0	4- 5				
3- 2	0- 0	0- 0	HOME	0- 1	0- 0	3- 1				
1- 4	0- 0	0- 0	AWAY	0- 0	0- 0	1- 4				
0- 0	0- 0	0- 0	NEUTRAL	0- 0	0- 0	0- 0				

RPI S	Opponent	Score	RPI S	Opponent	Score	RPI S	Opponent	Score	RPI S	Opponent	Score
						75	H Stony Brook	53 73	134	H Cornell	51 71
						79	A Marist	52 76	150	H Boston U.	58 60
						88	A Syracuse	53 75	160	H Lafayette	47 54
									163	H Columbia	82 78
									200	A Binghamton	42 58
									200	H Binghamton	56 53
									217	A UMass Lowell	51 53
									223	A Maine	49 60
									256	H New Hampshire	47 48
									274	A Siena	46 52
									284	H Monmouth	41 53
									295	H UMBC	56 51
									305	A Vermont	36 52
									305	H Vermont	58 49
									311	H St. Francis Brooklyn	41 49
									317	A Bryant	55 68
									339	A Canisius	70 53
									344	A Central Conn. St.	73 63
									348	A Hartford	68 63
LAST 10 Division I											
200	A Binghamton	42 58	75	H Stony Brook	53 73						
305	A Vermont	36 52	256	H New Hampshire	47 48						
295	H UMBC	56 51	223	A Maine	49 60						
348	A Hartford	68 63	200	H Binghamton	56 53						
217	A UMass Lowell	51 53	305	H Vermont	58 49						

Non-Div I Games: FDU-Florham 81 21

Albany (NY)

Loss, Non-Conf, S Site, H Home A Away N Neutral



A  
l  
c  
o  
r  
n

A  
l  
c  
o  
r  
n

Alcorn

Page 9

Average RPI Win: <b>188</b>	WON-LOST	WINNING	LAST 10	STRENGTH OF	OPP. STRENGTH	TEAM	ADJ.	CONF.	ADJ CONF.
Average RPI Loss: <b>130</b>	RECORD	PCT. RANK	GAMES	SCHEDULE	OF SCHEDULE	RPI	RPI	RPI	RPI
DIV. I ONLY	<b>9- 12</b>	<b>222</b>	<b>4-6</b>	<b>118</b>	<b>147</b>	<b>177</b>	<b>177</b>	<b>15</b>	<b>15</b>
DIV. I NON-CONF.	<b>4- 6</b>	<b>212</b>	<b>0</b>	<b>172</b>	<b>82</b>	<b>205</b>	<b>205</b>	<b>16</b>	<b>16</b>
TOTALS	RPI 1-25	RPI 26-50	W-L RECORDS	RPI 51-100	RPI 101-150	RPI 150+			
9- 12	0- 0	0- 0	OVERALL	2- 4	2- 4	5- 4			
6- 3	0- 0	0- 0	HOME	2- 1	1- 1	3- 1			
3- 8	0- 0	0- 0	AWAY	0- 3	1- 2	2- 3			
0- 1	0- 0	0- 0	NEUTRAL	0- 0	0- 1	0- 0			
4- 6	0- 0	0- 0	NON-CONFERENCE	1- 2	1- 1	2- 3			
3- 1	0- 0	0- 0	HOME	1- 1	1- 0	1- 0			
1- 4	0- 0	0- 0	AWAY	0- 1	0- 0	1- 3			
0- 1	0- 0	0- 0	NEUTRAL	0- 0	0- 1	0- 0			
5- 6	0- 0	0- 0	CONFERENCE	1- 2	1- 3	3- 1			
3- 2	0- 0	0- 0	HOME	1- 0	0- 1	2- 1			
2- 4	0- 0	0- 0	AWAY	0- 2	1- 2	1- 0			
0- 0	0- 0	0- 0	NEUTRAL	0- 0	0- 0	0- 0			

RPI S	Opponent	Score	RPI S	Opponent	Score	RPI S	Opponent	Score	RPI S	Opponent	Score	Team's RPI: 177
						52	H Minnesota	53 70	107	N Buffalo	55 73	
						53	A Ohio	69 81	122	A Lehigh	64 56	
						71	A Bucknell	43 68	122	H Lehigh	63 64	
						84	A Colgate	62 63	137	H George Washington	66 53	
						84	H Colgate	63 61	141	A Holy Cross	59 72	
						96	H Villanova	76 54	150	A Boston U.	44 59	
									160	H Lafayette	52 67	
									182	A Towson	60 63	
									188	H High Point	56 48	
									210	A Saint Joseph's	51 72	
									213	A Radford	59 55	
									226	A George Mason	55 73	
									251	H Loyola Maryland	63 44	
									301	A Army West Point	67 62	
									301	H Army West Point	73 57	
LAST 10 Division I												
			301	A Army West Point	67 62				141	A Holy Cross	59 72	
			160	H Lafayette	52 67				71	A Bucknell	43 68	
			122	A Lehigh	64 56				122	H Lehigh	63 64	
			84	A Colgate	62 63				301	H Army West Point	73 57	
			251	H Loyola Maryland	63 44				150	A Boston U.	44 59	

Non-Div I Games:

American

  Loss, 
  Non-Conf, 
  S Site, 
  H Home 
  A Away 
N Neutral

Average RPI Win:	303	WON-LOST	WINNING	LAST 10	STRENGTH OF	OPP. STRENGTH	TEAM	ADJ.	CONF.	ADJ CONF.
Average RPI Loss:	142	RECORD	PCT. RANK	GAMES	SCHEDULE	OF SCHEDULE	RPI	RPI	RPI	RPI
DIV. I ONLY	7- 15	271	4-6	169	217	250	250	21	21	
DIV. I NON-CONF.	3- 8	268	0	141	227	241	241	20	20	
TOTALS	RPI 1-25	RPI 26-50	W-L RECORDS	RPI 51-100	RPI 101-150	RPI 150+				
7- 15	0- 1	0- 1	OVERALL	0- 2	0- 5	7- 6				
4- 4	0- 0	0- 0	HOME	0- 1	0- 1	4- 2				
2- 10	0- 1	0- 1	AWAY	0- 1	0- 3	2- 4				
1- 1	0- 0	0- 0	NEUTRAL	0- 0	0- 1	1- 0				
3- 8	0- 1	0- 1	NON-CONFERENCE	0- 0	0- 3	3- 3				
1- 2	0- 0	0- 0	HOME	0- 0	0- 0	1- 2				
1- 5	0- 1	0- 1	AWAY	0- 0	0- 2	1- 1				
1- 1	0- 0	0- 0	NEUTRAL	0- 0	0- 1	1- 0				
4- 7	0- 0	0- 0	CONFERENCE	0- 2	0- 2	4- 3				
3- 2	0- 0	0- 0	HOME	0- 1	0- 1	3- 0				
1- 5	0- 0	0- 0	AWAY	0- 1	0- 1	1- 3				
0- 0	0- 0	0- 0	NEUTRAL	0- 0	0- 0	0- 0				

RPI 1-25				RPI 26-50				RPI 51-100				RPI 101+ Team's RPI: 250			
RPI	S	Opponent	Score	RPI	S	Opponent	Score	RPI	S	Opponent	Score	RPI	S	Opponent	Score
2	A	South Carolina	50 92	37	A	Michigan	35 62	58	A	Troy	55 84	114	A	VCU	38 66
								98	H	Coastal Caro.	53 80	125	N	Bethune-Cookman	44 61
												126	A	UT Arlington	44 63
												126	H	UT Arlington	60 82
												137	A	Elon	66 67
												153	A	UNC Greensboro	47 54
												183	A	Little Rock	63 68
												221	H	Gardner-Webb	56 67
												236	A	South Alabama	66 81
												238	A	Arkansas St.	58 76
												265	A	Wofford	54 51
												270	H	ETSU	61 67
												293	A	Texas St.	59 47
												293	H	Texas St.	73 65
												298	H	Ga. Southern	83 75
												315	H	Georgia St.	65 37
												318	H	Mercer	77 68
												339	N	Canisius	74 57
LAST 10 Division I															
293	A	Texas St.	59 47	98	H	Coastal Caro.	53 80	238	A	Arkansas St.	58 76				
126	A	UT Arlington	44 63	293	H	Texas St.	73 65	126	H	UT Arlington	60 82				
298	H	Ga. Southern	83 75	58	A	Troy	55 84								
315	H	Georgia St.	65 37												
183	A	Little Rock	63 68												

Non-Div I Games:

Appalachian St.

■ Loss, 
 ■ Non-Conf, 
 ■ S Site, 
 ■ Home 
 ■ A Away 
 N Neutral

# Arizona

Through Games Of Feb. 9, 2020

Average RPI Win:	164	WON-LOST	WINNING	LAST 10	STRENGTH OF	OPP. STRENGTH	TEAM	ADJ.	CONF.	ADJ CONF.
Average RPI Loss:	5	RECORD	PCT. RANK	GAMES	SCHEDULE	OF SCHEDULE	RPI	RPI	RPI	RPI
DIV. I ONLY	19- 4	25	6-4	51	40	21	21	1	1	
DIV. I NON-CONF.	11- 0	1	0	329	270	77	77	1	1	
TOTALS	RPI 1-25	RPI 26-50	W-L RECORDS	RPI 51-100	RPI 101-150	RPI 150+				
19- 4	2- 4	3- 0	OVERALL	3- 0	1- 0	10- 0				
10- 2	1- 2	1- 0	HOME	1- 0	0- 0	7- 0				
9- 2	1- 2	2- 0	AWAY	2- 0	1- 0	3- 0				
0- 0	0- 0	0- 0	NEUTRAL	0- 0	0- 0	0- 0				
11- 0	0- 0	1- 0	NON-CONFERENCE	0- 0	0- 0	10- 0				
7- 0	0- 0	0- 0	HOME	0- 0	0- 0	7- 0				
4- 0	0- 0	1- 0	AWAY	0- 0	0- 0	3- 0				
0- 0	0- 0	0- 0	NEUTRAL	0- 0	0- 0	0- 0				
8- 4	2- 4	2- 0	CONFERENCE	3- 0	1- 0	0- 0				
3- 2	1- 2	1- 0	HOME	1- 0	0- 0	0- 0				
5- 2	1- 2	1- 0	AWAY	2- 0	1- 0	0- 0				
0- 0	0- 0	0- 0	NEUTRAL	0- 0	0- 0	0- 0				

RPI	S	Opponent	Score	RPI	S	Opponent	Score	RPI	S	Opponent	Score	RPI	S	Opponent	Score
1	A	Oregon	52 85	27	A	Arizona St.	58 53	81	A	Southern California	65 57	132	A	Washington	66 58
1	H	Oregon	64 71	27	H	Arizona St.	59 53	81	H	Southern California	73 57	174	A	Montana	77 42
5	A	UCLA	58 70	31	A	Texas	83 58	93	A	Washington St.	74 67	203	H	Santa Clara	65 52
5	H	UCLA	92 66									211	H	North Dakota	74 42
14	A	Oregon St.	65 58									212	A	UTEP	54 43
14	H	Oregon St.	61 63									272	H	UC Santa Barbara	61 42
												284	H	Monmouth	86 34
												287	H	UC Riverside	70 27
												289	H	Prairie View	83 48
												340	H	Tennessee St.	77 42
												350	A	Chicago St.	82 50
LAST 10 Division I															
14	A	Oregon St.	65 58	132	A	Washington	66 58								
1	A	Oregon	52 85	93	A	Washington St.	74 67								
81	H	Southern California	73 57	1	H	Oregon	64 71								
5	H	UCLA	92 66	14	H	Oregon St.	61 63								
27	H	Arizona St.	59 53	5	A	UCLA	58 70								

Non-Div I Games:

Arizona

Loss, Non-Conf, S Site, H Home A Away N Neutral

Average RPI Win:	152	WON-LOST	WINNING	LAST 10	STRENGTH OF	OPP. STRENGTH	TEAM	ADJ.	CONF.	ADJ CONF.
Average RPI Loss:	20	RECORD	PCT. RANK	GAMES	SCHEDULE	OF SCHEDULE	RPI	RPI	RPI	RPI
DIV. I ONLY	16- 8	74	6-4	16	15	27	27	1	1	
DIV. I NON-CONF.	10- 2	29	0	217	117	65	65	1	1	
TOTALS	RPI 1-25	RPI 26-50	W-L RECORDS	RPI 51-100	RPI 101-150	RPI 150+				
16- 8	2- 6	1- 1	OVERALL	5- 1	1- 0	7- 0				
10- 2	2- 2	1- 0	HOME	2- 0	0- 0	5- 0				
4- 5	0- 4	0- 0	AWAY	2- 1	1- 0	1- 0				
2- 1	0- 0	0- 1	NEUTRAL	1- 0	0- 0	1- 0				
10- 2	0- 0	1- 1	NON-CONFERENCE	2- 1	0- 0	7- 0				
7- 0	0- 0	1- 0	HOME	1- 0	0- 0	5- 0				
1- 1	0- 0	0- 0	AWAY	0- 1	0- 0	1- 0				
2- 1	0- 0	0- 1	NEUTRAL	1- 0	0- 0	1- 0				
6- 6	2- 6	0- 0	CONFERENCE	3- 0	1- 0	0- 0				
3- 2	2- 2	0- 0	HOME	1- 0	0- 0	0- 0				
3- 4	0- 4	0- 0	AWAY	2- 0	1- 0	0- 0				
0- 0	0- 0	0- 0	NEUTRAL	0- 0	0- 0	0- 0				

RPI S	Opponent	Score	RPI S	Opponent	Score	RPI S	Opponent	Score	RPI S	Opponent	Score
1	A Oregon	48 79	34	H Creighton	70 55	52	A Minnesota	66 80	132	A Washington	67 50
1	H Oregon	72 66	40	N Purdue	52 59	60	N Middle Tenn.	61 60	193	H New Mexico	84 47
5	A UCLA	66 68				69	H BYU	60 52	198	H Idaho St.	74 69
5	H UCLA	61 70				81	A Southern California	63 54	223	N Maine	57 31
14	A Oregon St.	62 64				81	H Southern California	76 75	301	H Army West Point	83 51
14	H Oregon St.	55 47				93	A Washington St.	65 56	312	H Cal Poly	66 41
21	A Arizona	53 59							313	H Air Force	87 56
21	H Arizona	53 58							322	A New Mexico St.	70 47
LAST 10 Division I											
1	A Oregon	48 79	93	A Washington St.	65 56						
14	A Oregon St.	62 64	132	A Washington	67 50						
5	H UCLA	61 70	14	H Oregon St.	55 47						
81	H Southern California	76 75	1	H Oregon	72 66						
21	A Arizona	53 59	81	A Southern California	63 54						

Arizona St.

Arizona St.

Non-Div I Games:

Arizona St.

Average RPI Win:	344	WON-LOST	WINNING	LAST 10	STRENGTH OF	OPP. STRENGTH	TEAM	ADJ.	CONF.	ADJ CONF.
Average RPI Loss:	181	RECORD	PCT. RANK	GAMES	SCHEDULE	OF SCHEDULE	RPI	RPI	RPI	RPI
DIV. I ONLY	3- 16	323	3-7	280	325	326	326	32	32	
DIV. I NON-CONF.	0- 9	338	0	87	151	314	314	31	31	
TOTALS	RPI 1-25	RPI 26-50	W-L RECORDS	RPI 51-100	RPI 101-150	RPI 150+				
3- 16	0- 0	0- 2	OVERALL	0- 2	0- 2	3- 10				
1- 4	0- 0	0- 0	HOME	0- 0	0- 0	1- 4				
2- 12	0- 0	0- 2	AWAY	0- 2	0- 2	2- 6				
0- 0	0- 0	0- 0	NEUTRAL	0- 0	0- 0	0- 0				
0- 9	0- 0	0- 2	NON-CONFERENCE	0- 2	0- 1	0- 4				
0- 0	0- 0	0- 0	HOME	0- 0	0- 0	0- 0				
0- 9	0- 0	0- 2	AWAY	0- 2	0- 1	0- 4				
0- 0	0- 0	0- 0	NEUTRAL	0- 0	0- 0	0- 0				
3- 7	0- 0	0- 0	CONFERENCE	0- 0	0- 1	3- 6				
1- 4	0- 0	0- 0	HOME	0- 0	0- 0	1- 4				
2- 3	0- 0	0- 0	AWAY	0- 0	0- 1	2- 2				
0- 0	0- 0	0- 0	NEUTRAL	0- 0	0- 0	0- 0				

RPI 1-25				RPI 26-50				RPI 51-100				RPI 101+				Team's RPI: 326	
RPI	S	Opponent	Score	RPI	S	Opponent	Score	RPI	S	Opponent	Score	RPI	S	Opponent	Score		
				45	A	Tennessee	51 92	93	A	Washington St.	56 85	113	A	Texas Southern	77 78		
				49	A	Iowa St.	40 90	98	A	Coastal Caro.	69 76	148	A	Wichita St.	50 100		
												157	H	Jackson St.	44 56		
												158	A	Texas Tech	55 81		
												171	A	Illinois	50 65		
												235	A	Milwaukee	55 69		
												238	A	Arkansas St.	60 81		
												241	H	Southern U.	43 70		
												273	A	Alabama A&M	55 74		
												273	H	Alabama A&M	52 65		
												289	A	Prairie View	51 61		
												319	H	Alcorn	75 77		
												331	A	Alabama St.	73 62		
												349	H	Grambling	84 79		
												351	A	Mississippi Val.	80 77		
LAST 10 Division I																	
				273	H	Alabama A&M	52 65	319	H	Alcorn	75 77						
				157	H	Jackson St.	44 56	241	H	Southern U.	43 70						
				349	H	Grambling	84 79	331	A	Alabama St.	73 62						
				113	A	Texas Southern	77 78	273	A	Alabama A&M	55 74						
				289	A	Prairie View	51 61	351	A	Mississippi Val.	80 77						

Non-Div I Games: Philander Smith 66 54

Ark.-Pine Bluff

■ Loss, 
 ■ Non-Conf, 
 ■ S Site, 
 ■ Home 
 ■ A Away 
 N Neutral

## Arkansas

Through Games Of Feb. 9, 2020

Average RPI Win:	144	WON-LOST	WINNING	LAST 10	STRENGTH OF	OPP. STRENGTH	TEAM	ADJ.	CONF.	ADJ CONF.
Average RPI Loss:	48	RECORD	PCT. RANK	GAMES	SCHEDULE	OF SCHEDULE	RPI	RPI	RPI	RPI
DIV. I ONLY	19- 5	32	7-3	80	26	39	39	4	4	
DIV. I NON-CONF.	12- 1	9	0	180	128	34	34	5	5	
TOTALS	RPI 1-25	RPI 26-50	W-L RECORDS	RPI 51-100	RPI 101-150	RPI 150+				
19- 5	0- 3	1- 0	OVERALL	5- 1	7- 1	6- 0				
13- 3	0- 2	1- 0	HOME	3- 1	3- 0	6- 0				
4- 2	0- 1	0- 0	AWAY	1- 0	3- 1	0- 0				
2- 0	0- 0	0- 0	NEUTRAL	1- 0	1- 0	0- 0				
12- 1	0- 0	0- 0	NON-CONFERENCE	4- 0	2- 1	6- 0				
10- 0	0- 0	0- 0	HOME	3- 0	1- 0	6- 0				
0- 1	0- 0	0- 0	AWAY	0- 0	0- 1	0- 0				
2- 0	0- 0	0- 0	NEUTRAL	1- 0	1- 0	0- 0				
7- 4	0- 3	1- 0	CONFERENCE	1- 1	5- 0	0- 0				
3- 3	0- 2	1- 0	HOME	0- 1	2- 0	0- 0				
4- 1	0- 1	0- 0	AWAY	1- 0	3- 0	0- 0				
0- 0	0- 0	0- 0	NEUTRAL	0- 0	0- 0	0- 0				

RPI 1-25				RPI 26-50				Team's RPI: 39				RPI 51-100				RPI 101+			
RPI	S	Opponent	Score	RPI	S	Opponent	Score	RPI	S	Opponent	Score	RPI	S	Opponent	Score	RPI	S	Opponent	Score
2	A	South Carolina	82 91	28	H	Kentucky	103 85	57	H	Belmont	91 60	106	A	Vanderbilt	100 66				
2	H	South Carolina	65 86					65	A	Alabama	66 48	119	H	Kansas St.	81 72				
17	H	Texas A&M	77 84					68	H	UT Martin	96 46	127	A	Auburn	86 70				
								75	H	Stony Brook	88 58	128	N	Wisconsin	68 64				
								83	H	Georgia	55 64	131	A	Missouri	85 81				
								97	N	Fordham	71 59	131	H	Missouri	90 73				
												133	H	Florida	79 57				
												135	A	California	80 84				
												167	H	New Orleans	82 52				
												183	H	Little Rock	86 53				
												208	H	Oral Roberts	96 64				
												245	H	Tulsa	91 41				
												332	H	Northwestern St.	99 39				
												334	H	McNeese	101 58				
LAST 10 Division I																			
				28	H	Kentucky	103 85	83	H	Georgia	55 64								
				2	H	South Carolina	65 86	106	A	Vanderbilt	100 66								
				131	A	Missouri	85 81	131	H	Missouri	90 73								
				65	A	Alabama	66 48	2	A	South Carolina	82 91								
				133	H	Florida	79 57	127	A	Auburn	86 70								

Non-Div I Games:

Arkansas

■ Loss, 
 ■ Non-Conf, 
 ■ S Site, 
 ■ H Home 
 ■ A Away 
 N Neutral

Average RPI Win:	<b>273</b>	WON-LOST	WINNING	LAST 10	STRENGTH OF	OPP. STRENGTH	TEAM	ADJ.	CONF.	ADJ CONF.
Average RPI Loss:	<b>175</b>	RECORD	PCT. RANK	GAMES	SCHEDULE	OF SCHEDULE	RPI	RPI	RPI	RPI
DIV. I ONLY	<b>8- 13</b>	<b>242</b>	<b>6-4</b>	<b>240</b>	<b>257</b>	<b>238</b>	<b>238</b>	<b>21</b>	<b>21</b>	
DIV. I NON-CONF.	<b>2- 8</b>	<b>295</b>	<b>0</b>	<b>111</b>	<b>242</b>	<b>250</b>	<b>250</b>	<b>20</b>	<b>20</b>	
TOTALS	RPI 1-25	RPI 26-50	W-L RECORDS	RPI 51-100	RPI 101-150	RPI 150+				
8- 13	0- 2	0- 0	OVERALL	1- 0	0- 3	7- 8				
5- 1	0- 0	0- 0	HOME	1- 0	0- 1	4- 0				
3- 11	0- 2	0- 0	AWAY	0- 0	0- 1	3- 8				
0- 1	0- 0	0- 0	NEUTRAL	0- 0	0- 1	0- 0				
2- 8	0- 2	0- 0	NON-CONFERENCE	0- 0	0- 2	2- 4				
1- 1	0- 0	0- 0	HOME	0- 0	0- 1	1- 0				
1- 6	0- 2	0- 0	AWAY	0- 0	0- 0	1- 4				
0- 1	0- 0	0- 0	NEUTRAL	0- 0	0- 1	0- 0				
6- 5	0- 0	0- 0	CONFERENCE	1- 0	0- 1	5- 4				
4- 0	0- 0	0- 0	HOME	1- 0	0- 0	3- 0				
2- 5	0- 0	0- 0	AWAY	0- 0	0- 1	2- 4				
0- 0	0- 0	0- 0	NEUTRAL	0- 0	0- 0	0- 0				

RPI 1-25				RPI 26-50				RPI 51-100				RPI 101+ Team's RPI: 238			
RPI	S	Opponent	Score	RPI	S	Opponent	Score	RPI	S	Opponent	Score	RPI	S	Opponent	Score
8	A	Baylor	43 <b>111</b>					98	H	Coastal Caro.	63 61	126	A	UT Arlington	44 <b>71</b>
20	A	DePaul	64 <b>109</b>									129	H	Southeast Mo. St.	67 <b>79</b>
												139	N	N.C. A&T	50 <b>55</b>
												161	A	Memphis	50 <b>78</b>
												166	A	Louisiana	43 <b>83</b>
												183	A	Little Rock	58 <b>67</b>
												240	A	Murray St.	62 <b>77</b>
												242	A	Louisiana Tech	54 <b>67</b>
												245	A	Tulsa	77 <b>79</b>
												250	H	Appalachian St.	76 58
												257	A	San Diego St.	71 62
												293	A	Texas St.	56 53
												298	A	Ga. Southern	67 <b>80</b>
												298	H	Ga. Southern	69 62
												315	A	Georgia St.	56 <b>67</b>
												315	H	Georgia St.	70 68
												326	H	Ark.-Pine Bluff	81 60
												345	A	La.-Monroe	54 53
LAST 10 Division I															
298	A	Ga. Southern	67 <b>80</b>	183	A	Little Rock	58 <b>67</b>								
315	A	Georgia St.	56 <b>67</b>	250	H	Appalachian St.	76 58								
345	A	La.-Monroe	54 53	298	H	Ga. Southern	69 62								
98	H	Coastal Caro.	63 61	315	H	Georgia St.	70 68								
166	A	Louisiana	43 <b>83</b>	293	A	Texas St.	56 53								

Non-Div I Games: Central Baptist 88 63

Arkansas St.

■ Loss, 
 ■ Non-Conf, 
 ■ S Site, 
 ■ Home 
 ■ A Away 
 N Neutral



Army West Point

Through Games Of Feb. 9, 2020

Average RPI Win:	286	WON-LOST	WINNING	LAST 10	STRENGTH OF	OPP. STRENGTH	TEAM	ADJ.	CONF.	ADJ CONF.
Average RPI Loss:	147	RECORD	PCT. RANK	GAMES	SCHEDULE	OF SCHEDULE	RPI	RPI	RPI	RPI
DIV. I ONLY	5- 17	311	1-9	199	201	301	301	15	15	
DIV. I NON-CONF.	4- 7	225	0	251	272	260	260	16	16	
TOTALS	RPI 1-25	RPI 26-50	W-L RECORDS	RPI 51-100	RPI 101-150	RPI 150+				
5- 17	0- 1	0- 1	OVERALL	0- 4	1- 3	4- 8				
3- 8	0- 1	0- 0	HOME	0- 1	1- 3	2- 3				
2- 9	0- 0	0- 1	AWAY	0- 3	0- 0	2- 5				
0- 0	0- 0	0- 0	NEUTRAL	0- 0	0- 0	0- 0				
4- 7	0- 1	0- 1	NON-CONFERENCE	0- 1	0- 1	4- 3				
2- 3	0- 1	0- 0	HOME	0- 0	0- 1	2- 1				
2- 4	0- 0	0- 1	AWAY	0- 1	0- 0	2- 2				
0- 0	0- 0	0- 0	NEUTRAL	0- 0	0- 0	0- 0				
1- 10	0- 0	0- 0	CONFERENCE	0- 3	1- 2	0- 5				
1- 5	0- 0	0- 0	HOME	0- 1	1- 2	0- 2				
0- 5	0- 0	0- 0	AWAY	0- 2	0- 0	0- 3				
0- 0	0- 0	0- 0	NEUTRAL	0- 0	0- 0	0- 0				

RPI 1-25				RPI 26-50				RPI 51-100				RPI 101+ Team's RPI: 301			
RPI	S	Opponent	Score	RPI	S	Opponent	Score	RPI	S	Opponent	Score	RPI	S	Opponent	Score
23	H	TCU	52 66	27	A	Arizona St.	51 83	61	A	St. John's (NY)	60 96	122	H	Lehigh	65 94
								71	A	Bucknell	46 77	124	H	William & Mary	65 77
								71	H	Bucknell	52 63	141	H	Holy Cross	61 48
								84	A	Colgate	93 100	150	H	Boston U.	66 72
												160	H	Lafayette	52 57
												163	H	Columbia	62 71
												177	A	American	57 73
												177	H	American	62 67
												231	A	Manhattan	56 86
												251	A	Loyola Maryland	59 68
												297	A	Navy	45 57
												311	A	St. Francis Brooklyn	64 70
												313	A	Air Force	68 66
												317	H	Bryant	81 75
												325	A	Fairleigh Dickinson	70 68
												336	H	LIU Brooklyn	67 60
LAST 10 Division I															
177	H	American	62 67	251	A	Loyola Maryland	59 68								
122	H	Lehigh	65 94	141	H	Holy Cross	61 48								
71	A	Bucknell	46 77	150	H	Boston U.	66 72								
297	A	Navy	45 57	177	A	American	57 73								
160	H	Lafayette	52 57	84	A	Colgate	93 100								

Non-Div I Games:

Army West Point

Loss, Non-Conf, S Site, H Home A Away N Neutral

Average RPI Win:	198	WON-LOST	WINNING	LAST 10	STRENGTH OF	OPP. STRENGTH	TEAM	ADJ.	CONF.	ADJ CONF.
Average RPI Loss:	60	RECORD	PCT. RANK	GAMES	SCHEDULE	OF SCHEDULE	RPI	RPI	RPI	RPI
DIV. I ONLY	8- 13	242	2-8	18	71	127	127	4	4	
DIV. I NON-CONF.	6- 5	151	0	19	174	72	72	5	5	
TOTALS	RPI 1-25	RPI 26-50	W-L RECORDS	RPI 51-100	RPI 101-150	RPI 150+				
8- 13	0- 2	0- 4	OVERALL	1- 4	2- 3	5- 0				
6- 4	0- 0	0- 2	HOME	0- 1	2- 1	4- 0				
1- 7	0- 2	0- 1	AWAY	0- 2	0- 2	1- 0				
1- 2	0- 0	0- 1	NEUTRAL	1- 1	0- 0	0- 0				
6- 5	0- 1	0- 2	NON-CONFERENCE	1- 1	1- 1	4- 0				
4- 1	0- 0	0- 1	HOME	0- 0	1- 0	3- 0				
1- 2	0- 1	0- 0	AWAY	0- 0	0- 1	1- 0				
1- 2	0- 0	0- 1	NEUTRAL	1- 1	0- 0	0- 0				
2- 8	0- 1	0- 2	CONFERENCE	0- 3	1- 2	1- 0				
2- 3	0- 0	0- 1	HOME	0- 1	1- 1	1- 0				
0- 5	0- 1	0- 1	AWAY	0- 2	0- 1	0- 0				
0- 0	0- 0	0- 0	NEUTRAL	0- 0	0- 0	0- 0				

RPI	S	Opponent	Score	RPI	S	Opponent	Score	RPI	S	Opponent	Score	RPI	S	Opponent	Score	Team's RPI: 127
9	A	Mississippi St.	73 78	28	A	Kentucky	61 68	60	N	Middle Tenn.	50 73	106	A	Vanderbilt	55 77	
23	A	TCU	65 80	29	N	Drake	82 83	62	N	Dayton	76 74	106	H	Vanderbilt	70 62	
				32	H	Old Dominion	77 89	65	A	Alabama	64 68	110	A	UAB	75 80	
				39	H	Arkansas	70 86	65	H	Alabama	48 75	125	H	Bethune-Cookman	74 56	
								83	A	Georgia	50 61	133	H	Florida	63 83	
												210	H	Saint Joseph's	66 62	
												236	A	South Alabama	82 62	
												265	H	Wofford	84 82	
												279	H	Ole Miss	59 43	
												300	H	Jacksonville St.	62 53	
LAST 10 Division I																
65	A	Alabama	64 68	83	A	Georgia	50 61									
106	H	Vanderbilt	70 62	65	H	Alabama	48 75									
9	A	Mississippi St.	73 78	133	H	Florida	63 83									
28	A	Kentucky	61 68	39	H	Arkansas	70 86									
279	H	Ole Miss	59 43	106	A	Vanderbilt	55 77									

Non-Div I Games:

Auburn

■ Loss, 
 ■ Non-Conf, S Site, 
 ■ Home 
 ■ Away 
 N Neutral

Average RPI Win:	279	WON-LOST	WINNING	LAST 10	STRENGTH OF	OPP. STRENGTH	TEAM	ADJ.	CONF.	ADJ CONF.
Average RPI Loss:	109	RECORD	PCT. RANK	GAMES	SCHEDULE	OF SCHEDULE	RPI	RPI	RPI	RPI
DIV. I ONLY	11- 10	157	4-6	246	277	195	195	20	20	
DIV. I NON-CONF.	7- 2	54	0	296	295	103	103	24	24	
TOTALS	RPI 1-25	RPI 26-50	W-L RECORDS	RPI 51-100	RPI 101-150	RPI 150+				
11- 10	0- 0	0- 1	OVERALL	1- 4	0- 2	10- 3				
4- 4	0- 0	0- 0	HOME	1- 2	0- 1	3- 1				
6- 6	0- 0	0- 1	AWAY	0- 2	0- 1	6- 2				
1- 0	0- 0	0- 0	NEUTRAL	0- 0	0- 0	1- 0				
7- 2	0- 0	0- 1	NON-CONFERENCE	1- 0	0- 0	6- 1				
2- 0	0- 0	0- 0	HOME	1- 0	0- 0	1- 0				
4- 2	0- 0	0- 1	AWAY	0- 0	0- 0	4- 1				
1- 0	0- 0	0- 0	NEUTRAL	0- 0	0- 0	1- 0				
4- 8	0- 0	0- 0	CONFERENCE	0- 4	0- 2	4- 2				
2- 4	0- 0	0- 0	HOME	0- 2	0- 1	2- 1				
2- 4	0- 0	0- 0	AWAY	0- 2	0- 1	2- 1				
0- 0	0- 0	0- 0	NEUTRAL	0- 0	0- 0	0- 0				

RPI 1-25				RPI 26-50				RPI 51-100				RPI 101+				Team's RPI: 195	
RPI	S	Opponent	Score	RPI	S	Opponent	Score	RPI	S	Opponent	Score	RPI	S	Opponent	Score		
				28	A	Kentucky	52 81	57	A	Belmont	46 69	129	A	Southeast Mo. St.	43 81		
								57	H	Belmont	52 53	129	H	Southeast Mo. St.	66 79		
								68	A	UT Martin	61 65	162	A	Tennessee Tech	49 58		
								68	H	UT Martin	61 69	171	A	Illinois	62 76		
								80	H	Illinois St.	77 72	200	N	Binghamton	80 63		
												220	H	Eastern Ill.	47 76		
												234	A	Chattanooga	50 49		
												273	A	Alabama A&M	67 61		
												286	A	FIU	58 56		
												300	A	Jacksonville St.	63 57		
												327	H	Evansville	80 64		
												338	H	SIUE	74 61		
												340	A	Tennessee St.	87 55		
												340	H	Tennessee St.	76 58		
												351	A	Mississippi Val.	100 82		
LAST 10 Division I																	
				57	A	Belmont	46 69	340	H	Tennessee St.	76 58						
				340	A	Tennessee St.	87 55	68	A	UT Martin	61 65						
				220	H	Eastern Ill.	47 76	129	A	Southeast Mo. St.	43 81						
				338	H	SIUE	74 61	300	A	Jacksonville St.	63 57						
				57	H	Belmont	52 53	162	A	Tennessee Tech	49 58						

Non-Div I Games: Christian Bros. 82 62 Ky. Wesleyan 103 70

Austin Peay

Loss, Non-Conf, S Site, H Home A Away N Neutral

BYU										
Average RPI Win:	187	WON-LOST	WINNING	LAST 10	STRENGTH OF	OPP. STRENGTH	TEAM	ADJ.	CONF.	ADJ CONF.
Average RPI Loss:	70	RECORD	PCT. RANK	GAMES	SCHEDULE	OF SCHEDULE	RPI	RPI	RPI	RPI
DIV. I ONLY	12- 9	125	6-4	56	91	69	69	11	11	
DIV. I NON-CONF.	4- 5	195	0	70	44	116	116	11	11	
-----										
TOTALS	RPI 1-25	RPI 26-50	W-L RECORDS	RPI 51-100	RPI 101-150	RPI 150+				
12- 9	0- 3	0- 1	OVERALL	1- 2	3- 3	8- 0				
5- 3	0- 1	0- 0	HOME	0- 1	1- 1	4- 0				
6- 5	0- 1	0- 1	AWAY	1- 1	2- 2	3- 0				
1- 1	0- 1	0- 0	NEUTRAL	0- 0	0- 0	1- 0				
4- 5	0- 1	0- 1	NON-CONFERENCE	1- 2	0- 1	3- 0				
2- 1	0- 0	0- 0	HOME	0- 1	0- 0	2- 0				
1- 3	0- 0	0- 1	AWAY	1- 1	0- 1	0- 0				
1- 1	0- 1	0- 0	NEUTRAL	0- 0	0- 0	1- 0				
8- 4	0- 2	0- 0	CONFERENCE	0- 0	3- 2	5- 0				
3- 2	0- 1	0- 0	HOME	0- 0	1- 1	2- 0				
5- 2	0- 1	0- 0	AWAY	0- 0	2- 1	3- 0				
0- 0	0- 0	0- 0	NEUTRAL	0- 0	0- 0	0- 0				

RPI 1-25				RPI 26-50				RPI 51-100 Team's RPI: 69				RPI 101+			
RPI	S	Opponent	Score	RPI	S	Opponent	Score	RPI	S	Opponent	Score	RPI	S	Opponent	Score
11	A	Gonzaga	44 59	27	A	Arizona St.	52 60	59	A	Fresno St.	71 65	105	A	Pacific	76 66
11	H	Gonzaga	43 55					92	H	Utah	73 77	118	A	San Diego	45 51
14	N	Oregon St.	34 65					93	A	Washington St.	50 67	118	H	San Diego	52 36
												123	A	Boise St.	55 66
												143	A	Portland	66 54
												143	H	Portland	48 57
												151	N	San Jose St.	75 56
												155	A	Saint Mary's (CA)	65 55
												187	A	Pepperdine	65 47
												203	H	Santa Clara	71 48
												243	H	San Francisco	57 44
												278	H	Utah St.	67 50
												280	A	LMU (CA)	59 44
												324	H	Utah Valley	71 57
-----															
LAST 10 Division I															
118	A	San Diego	45 51	155	A	Saint Mary's (CA)	65 55								
11	A	Gonzaga	44 59	105	A	Pacific	76 66								
143	A	Portland	66 54	118	H	San Diego	52 36								
203	H	Santa Clara	71 48	143	H	Portland	48 57								
243	H	San Francisco	57 44	11	H	Gonzaga	43 55								

Non-Div I Games: Tex. A&amp;M-Kingsville90 38

BYU

■ Loss, 
 ■ Non-Conf, 
 ■ S Site, 
 ■ H Home 
 ■ A Away 
 N Neutral

Average RPI Win:	185	WON-LOST	WINNING	LAST 10	STRENGTH OF	OPP. STRENGTH	TEAM	ADJ.	CONF.	ADJ CONF.
Average RPI Loss:	68	RECORD	PCT. RANK	GAMES	SCHEDULE	OF SCHEDULE	RPI	RPI	RPI	RPI
DIV. I ONLY	14- 7	74	7-3	116	103	70	70	10	10	
DIV. I NON-CONF.	7- 4	100	0	187	109	107	107	10	10	
TOTALS	RPI 1-25	RPI 26-50	W-L RECORDS	RPI 51-100	RPI 101-150	RPI 150+				
14- 7	0- 1	0- 1	OVERALL	1- 3	4- 2	9- 0				
8- 1	0- 0	0- 1	HOME	1- 0	2- 0	5- 0				
3- 5	0- 1	0- 0	AWAY	0- 3	0- 1	3- 0				
3- 1	0- 0	0- 0	NEUTRAL	0- 0	2- 1	1- 0				
7- 4	0- 0	0- 1	NON-CONFERENCE	1- 2	2- 1	4- 0				
2- 1	0- 0	0- 1	HOME	1- 0	0- 0	1- 0				
2- 2	0- 0	0- 0	AWAY	0- 2	0- 0	2- 0				
3- 1	0- 0	0- 0	NEUTRAL	0- 0	2- 1	1- 0				
7- 3	0- 1	0- 0	CONFERENCE	0- 1	2- 1	5- 0				
6- 0	0- 0	0- 0	HOME	0- 0	2- 0	4- 0				
1- 3	0- 1	0- 0	AWAY	0- 1	0- 1	1- 0				
0- 0	0- 0	0- 0	NEUTRAL	0- 0	0- 0	0- 0				

RPI 1-25				RPI 26-50				RPI 51-100 Team's RPI: 70				RPI 101+			
RPI	S	Opponent	Score	RPI	S	Opponent	Score	RPI	S	Opponent	Score	RPI	S	Opponent	Score
18	A	Central Mich.	39 66	30	H	Western Ky.	86 91	53	A	Ohio	71 79	107	H	Buffalo	69 65
								55	A	IUPUI	48 65	111	A	Kent St.	68 69
								82	A	Cincinnati	56 63	111	H	Kent St.	66 62
								94	H	Butler	74 70	122	N	Lehigh	54 52
												128	N	Wisconsin	56 67
												142	N	Providence	52 51
												165	H	Eastern Mich.	59 54
												168	H	Miami (OH)	80 63
												178	H	Western Mich.	68 65
												193	A	New Mexico	70 57
												194	H	Akron	60 52
												249	A	Bowling Green	86 80
												263	H	Xavier	70 49
												280	N	LMU (CA)	77 72
												330	A	Purdue Fort Wayne	83 52
LAST 10 Division I															
194	H	Akron	60 52	53	A	Ohio	71 79								
178	H	Western Mich.	68 65	18	A	Central Mich.	39 66								
111	A	Kent St.	68 69	165	H	Eastern Mich.	59 54								
168	H	Miami (OH)	80 63	249	A	Bowling Green	86 80								
107	H	Buffalo	69 65	111	H	Kent St.	66 62								

Non-Div I Games: Urbana 84 49

Ball St.

■ Loss, 
 ■ Non-Conf, S Site, 
 ■ Home 
 ■ Away 
 N Neutral

Average RPI Win:	126	WON-LOST	WINNING	LAST 10	STRENGTH OF	OPP. STRENGTH	TEAM	ADJ.	CONF.	ADJ CONF.
Average RPI Loss:	2	RECORD	PCT. RANK	GAMES	SCHEDULE	OF SCHEDULE	RPI	RPI	RPI	RPI
DIV. I ONLY	21- 1	4	10-0	55	14	8	8	3	3	
DIV. I NON-CONF.	11- 1	13	1-0	174	16	35	35	4	4	
TOTALS	RPI 1-25	RPI 26-50	W-L RECORDS	RPI 51-100	RPI 101-150	RPI 150+				
21- 1	3- 1	5- 0	OVERALL	3- 0	3- 0	7- 0				
13- 0	0- 0	3- 0	HOME	2- 0	1- 0	7- 0				
6- 0	2- 0	2- 0	AWAY	0- 0	2- 0	0- 0				
2- 1	1- 1	0- 0	NEUTRAL	1- 0	0- 0	0- 0				
11- 1	2- 1	0- 0	NON-CONFERENCE	3- 0	0- 0	6- 0				
8- 0	0- 0	0- 0	HOME	2- 0	0- 0	6- 0				
1- 0	1- 0	0- 0	AWAY	0- 0	0- 0	0- 0				
2- 1	1- 1	0- 0	NEUTRAL	1- 0	0- 0	0- 0				
10- 0	1- 0	5- 0	CONFERENCE	0- 0	3- 0	1- 0				
5- 0	0- 0	3- 0	HOME	0- 0	1- 0	1- 0				
5- 0	1- 0	2- 0	AWAY	0- 0	2- 0	0- 0				
0- 0	0- 0	0- 0	NEUTRAL	0- 0	0- 0	0- 0				

RPI	S	Opponent	Score
2	N	South Carolina	59 74
7	A	UConn	74 58
15	N	Indiana	77 62
23	A	TCU	66 57

RPI	S	Opponent	Score
31	A	Texas	64 44
38	A	Oklahoma	77 56
46	H	West Virginia	91 51
49	H	Iowa St.	83 62
50	H	Oklahoma St.	94 48

RPI	S	Opponent	Score
67	H	South Fla.	58 46
83	H	Georgia	72 38
93	N	Washington St.	89 66

RPI	S	Opponent	Score
115	A	Kansas	90 47
115	H	Kansas	97 44
119	A	Kansas St.	54 40
158	H	Texas Tech	87 79
229	H	Lamar University	90 28
238	H	Arkansas St.	111 43
248	H	Morehead St.	94 47
256	H	New Hampshire	97 29
323	H	Houston Baptist	112 42
349	H	Grambling	120 46

## LAST 10 Division I

119	A	Kansas St.	54 40	23	A	TCU	66 57
115	H	Kansas	97 44	46	H	West Virginia	91 51
31	A	Texas	64 44	115	A	Kansas	90 47
49	H	Iowa St.	83 62	50	H	Oklahoma St.	94 48
158	H	Texas Tech	87 79	7	A	UConn	74 58

Non-Div I Games:

Baylor

■ Loss, 
 ■ Non-Conf, S Site, 
 ■ Home 
 ■ Away 
 N Neutral

Belmont

Through Games Of Feb. 9, 2020

Average RPI Win:	204	WON-LOST	WINNING	LAST 10	STRENGTH OF	OPP. STRENGTH	TEAM	ADJ.	CONF.	ADJ CONF.
Average RPI Loss:	82	RECORD	PCT. RANK	GAMES	SCHEDULE	OF SCHEDULE	RPI	RPI	RPI	RPI
DIV. I ONLY	15- 8	84	8-2	74	160	57	57	20	20	
DIV. I NON-CONF.	5- 6	187	0	28	14	88	88	24	24	
TOTALS	RPI 1-25	RPI 26-50	W-L RECORDS	RPI 51-100	RPI 101-150	RPI 150+				
15- 8	0- 1	0- 4	OVERALL	2- 1	1- 1	12- 1				
10- 0	0- 0	0- 0	HOME	2- 0	0- 0	8- 0				
5- 6	0- 0	0- 3	AWAY	0- 1	1- 1	4- 1				
0- 2	0- 1	0- 1	NEUTRAL	0- 0	0- 0	0- 0				
5- 6	0- 1	0- 4	NON-CONFERENCE	2- 0	0- 1	3- 0				
4- 0	0- 0	0- 0	HOME	2- 0	0- 0	2- 0				
1- 4	0- 0	0- 3	AWAY	0- 0	0- 1	1- 0				
0- 2	0- 1	0- 1	NEUTRAL	0- 0	0- 0	0- 0				
10- 2	0- 0	0- 0	CONFERENCE	0- 1	1- 0	9- 1				
6- 0	0- 0	0- 0	HOME	0- 0	0- 0	6- 0				
4- 2	0- 0	0- 0	AWAY	0- 1	1- 0	3- 1				
0- 0	0- 0	0- 0	NEUTRAL	0- 0	0- 0	0- 0				

RPI 1-25				RPI 26-50				RPI 51-100 Team's RPI: 57				RPI 101+			
RPI	S	Opponent	Score	RPI	S	Opponent	Score	RPI	S	Opponent	Score	RPI	S	Opponent	Score
3	N	Maryland	26 90	30	A	Western Ky.	46 77	54	H	UCF	72 37	129	A	Southeast Mo. St.	57 45
				33	N	Virginia Tech	58 60	60	H	Middle Tenn.	68 57	147	A	Toledo	48 53
				35	A	Marquette	51 53	68	A	UT Martin	57 74	162	A	Tennessee Tech	59 47
				39	A	Arkansas	60 91					195	A	Austin Peay	53 52
												195	H	Austin Peay	69 46
												201	H	Northern Ky.	62 45
												220	H	Eastern Ill.	69 45
												234	H	Chattanooga	63 50
												240	A	Murray St.	86 56
												240	H	Murray St.	70 53
												248	H	Morehead St.	71 62
												271	H	Eastern Ky.	68 48
												275	A	Lipscomb	69 68
												300	A	Jacksonville St.	41 60
												338	H	SIUE	69 48
LAST 10 Division I															
195	H	Austin Peay	69 46	240	A	Murray St.	86 56								
240	H	Murray St.	70 53	248	H	Morehead St.	71 62								
300	A	Jacksonville St.	41 60	271	H	Eastern Ky.	68 48								
162	A	Tennessee Tech	59 47	68	A	UT Martin	57 74								
195	A	Austin Peay	53 52	129	A	Southeast Mo. St.	57 45								

Non-Div I Games:

Belmont

Loss, Non-Conf, S Site, H Home A Away N Neutral

Average RPI Win:	267	WON-LOST	WINNING	LAST 10	STRENGTH OF	OPP. STRENGTH	TEAM	ADJ.	CONF.	ADJ CONF.
Average RPI Loss:	88	RECORD	PCT. RANK	GAMES	SCHEDULE	OF SCHEDULE	RPI	RPI	RPI	RPI
DIV. I ONLY	14- 5	49	8-2	288	286	125	125	29	29	
DIV. I NON-CONF.	6- 4	123	0-1	256	113	144	144	29	29	
TOTALS	RPI 1-25	RPI 26-50	W-L RECORDS	RPI 51-100	RPI 101-150	RPI 150+				
14- 5	0- 1	0- 0	OVERALL	0- 2	2- 1	12- 1				
5- 2	0- 1	0- 0	HOME	0- 1	1- 0	4- 0				
8- 3	0- 0	0- 0	AWAY	0- 1	1- 1	7- 1				
1- 0	0- 0	0- 0	NEUTRAL	0- 0	0- 0	1- 0				
6- 4	0- 1	0- 0	NON-CONFERENCE	0- 2	0- 1	6- 0				
1- 2	0- 1	0- 0	HOME	0- 1	0- 0	1- 0				
4- 2	0- 0	0- 0	AWAY	0- 1	0- 1	4- 0				
1- 0	0- 0	0- 0	NEUTRAL	0- 0	0- 0	1- 0				
8- 1	0- 0	0- 0	CONFERENCE	0- 0	2- 0	6- 1				
4- 0	0- 0	0- 0	HOME	0- 0	1- 0	3- 0				
4- 1	0- 0	0- 0	AWAY	0- 0	1- 0	3- 1				
0- 0	0- 0	0- 0	NEUTRAL	0- 0	0- 0	0- 0				

RPI 1-25				RPI 26-50				RPI 51-100				RPI 101+				Team's RPI: 125	
RPI	S	Opponent	Score	RPI	S	Opponent	Score	RPI	S	Opponent	Score	RPI	S	Opponent	Score		
18	H	Central Mich.	67 92					58	H	Troy	62 68	127	A	Auburn	56 74		
								65	A	Alabama	49 60	139	A	N.C. A&T	69 58		
												139	H	N.C. A&T	70 50		
												172	A	Norfolk St.	51 61		
												185	A	Jacksonville	53 52		
												227	A	Stetson	59 55		
												250	N	Appalachian St.	61 44		
												254	H	Morgan St.	74 65		
												267	A	Howard	75 59		
												286	A	FIU	65 60		
												298	H	Ga. Southern	75 57		
												320	H	N.C. Central	73 52		
												341	A	Charleston So.	81 41		
												343	H	Coppin St.	82 51		
												346	A	South Carolina St.	66 55		
												347	A	Florida A&M	78 57		
LAST 10 Division I																	
				139	H	N.C. A&T	70 50					254	H	Morgan St.	74 65		
				347	A	Florida A&M	78 57					343	H	Coppin St.	82 51		
				346	A	South Carolina St.	66 55					267	A	Howard	75 59		
				139	A	N.C. A&T	69 58					172	A	Norfolk St.	51 61		
				320	H	N.C. Central	73 52					18	H	Central Mich.	67 92		

Non-Div I Games: Edward Waters 79 46 Palm Beach Atl. 68 45

Bethune-Cookman

Loss, Non-Conf, S Site, H Home A Away N Neutral



Binghamton

Through Games Of Feb. 9, 2020

Average RPI Win:	266	WON-LOST	WINNING	LAST 10	STRENGTH OF	OPP. STRENGTH	TEAM	ADJ.	CONF.	ADJ CONF.
Average RPI Loss:	200	RECORD	PCT. RANK	GAMES	SCHEDULE	OF SCHEDULE	RPI	RPI	RPI	RPI
DIV. I ONLY	15- 7	65	5-5	343	282	200	200	28	28	
DIV. I NON-CONF.	10- 2	29	0	332	239	121	121	28	28	
TOTALS	RPI 1-25	RPI 26-50	W-L RECORDS	RPI 51-100	RPI 101-150	RPI 150+				
15- 7	0- 0	0- 0	OVERALL	0- 2	1- 0	14- 5				
8- 2	0- 0	0- 0	HOME	0- 1	0- 0	8- 1				
6- 4	0- 0	0- 0	AWAY	0- 1	1- 0	5- 3				
1- 1	0- 0	0- 0	NEUTRAL	0- 0	0- 0	1- 1				
10- 2	0- 0	0- 0	NON-CONFERENCE	0- 1	1- 0	9- 1				
5- 0	0- 0	0- 0	HOME	0- 0	0- 0	5- 0				
4- 1	0- 0	0- 0	AWAY	0- 1	1- 0	3- 0				
1- 1	0- 0	0- 0	NEUTRAL	0- 0	0- 0	1- 1				
5- 5	0- 0	0- 0	CONFERENCE	0- 1	0- 0	5- 4				
3- 2	0- 0	0- 0	HOME	0- 1	0- 0	3- 1				
2- 3	0- 0	0- 0	AWAY	0- 0	0- 0	2- 3				
0- 0	0- 0	0- 0	NEUTRAL	0- 0	0- 0	0- 0				

RPI S	Opponent	Score	RPI S	Opponent	Score	RPI S	Opponent	Score	RPI S	Opponent	Score	Team's RPI: 200
						74	A Miami (FL)	56 79	134	A Cornell	59 56	
						75	H Stony Brook	60 67	160	H Lafayette	74 64	
									165	H Eastern Mich.	78 67	
									195	N Austin Peay	63 80	
									217	H UMass Lowell	56 66	
									223	A Maine	65 75	
									223	H Maine	73 63	
									256	A New Hampshire	63 53	
									264	A Delaware St.	75 66	
									269	H Niagara	74 55	
									274	A Siena	89 62	
									283	H St. Bonaventure	78 67	
									295	A UMBC	61 43	
									305	A Vermont	62 65	
									310	A Albany (NY)	53 56	
									310	H Albany (NY)	58 42	
									325	A Fairleigh Dickinson	60 48	
									333	H NJIT	75 40	
									348	H Hartford	80 44	
									349	N Grambling	88 67	
LAST 10 Division I												
			223	A Maine	65 75		223	H Maine	73 63			
			310	H Albany (NY)	58 42		305	A Vermont	62 65			
			348	H Hartford	80 44		217	H UMass Lowell	56 66			
			256	A New Hampshire	63 53		295	A UMBC	61 43			
			75	H Stony Brook	60 67		310	A Albany (NY)	53 56			

Non-Div I Games: Bloomsburg 70 45

Binghamton

Loss, Non-Conf, S Site, H Home A Away N Neutral

Average RPI Win: <b>229</b>	WON-LOST	WINNING	LAST 10	STRENGTH OF	OPP. STRENGTH	TEAM	ADJ.	CONF.	ADJ CONF.
Average RPI Loss: <b>111</b>	RECORD	PCT. RANK	GAMES	SCHEDULE	OF SCHEDULE	RPI	RPI	RPI	RPI
DIV. I ONLY	<b>14- 9</b>	<b>103</b>	<b>6-4</b>	<b>143</b>	<b>154</b>	<b>123</b>	<b>123</b>	<b>17</b>	<b>17</b>
DIV. I NON-CONF.	<b>6- 4</b>	<b>123</b>	<b>0</b>	<b>63</b>	<b>36</b>	<b>80</b>	<b>80</b>	<b>23</b>	<b>23</b>
TOTALS	RPI 1-25	RPI 26-50	W-L RECORDS	RPI 51-100	RPI 101-150	RPI 150+			
14- 9	0- 3	0- 0	OVERALL	1- 2	1- 0	12- 4			
9- 4	0- 1	0- 0	HOME	1- 2	0- 0	8- 1			
5- 5	0- 2	0- 0	AWAY	0- 0	1- 0	4- 3			
0- 0	0- 0	0- 0	NEUTRAL	0- 0	0- 0	0- 0			
6- 4	0- 3	0- 0	NON-CONFERENCE	1- 1	1- 0	4- 0			
4- 2	0- 1	0- 0	HOME	1- 1	0- 0	3- 0			
2- 2	0- 2	0- 0	AWAY	0- 0	1- 0	1- 0			
0- 0	0- 0	0- 0	NEUTRAL	0- 0	0- 0	0- 0			
8- 5	0- 0	0- 0	CONFERENCE	0- 1	0- 0	8- 4			
5- 2	0- 0	0- 0	HOME	0- 1	0- 0	5- 1			
3- 3	0- 0	0- 0	AWAY	0- 0	0- 0	3- 3			
0- 0	0- 0	0- 0	NEUTRAL	0- 0	0- 0	0- 0			

RPI 1-25			RPI 26-50			RPI 51-100			RPI 101+ Team's RPI: 123		
RPI	S	Opponent	Score	RPI	S	Opponent	Score	RPI	S	Opponent	Score
4	H	Missouri St.	69 <b>72</b>					110	A	UAB	83 81
12	A	Louisville	82 <b>98</b>					151	A	San Jose St.	61 <b>74</b>
23	A	TCU	65 <b>77</b>					176	A	UNLV	65 <b>66</b>
								187	H	Pepperdine	76 74
								192	H	Portland St.	82 57
								193	H	New Mexico	83 82
								205	A	Wyoming	68 <b>73</b>
								205	H	Wyoming	67 48
								255	A	Nevada	83 72
								255	H	Nevada	54 40
								257	H	San Diego St.	86 72
								268	A	Colorado St.	72 69
								278	A	Utah St.	65 59
								278	H	Utah St.	56 <b>58</b>
								306	A	Eastern Wash.	63 61
								313	H	Air Force	70 61
								324	H	Utah Valley	77 69
LAST 10 Division I											
278	H	Utah St.	56 <b>58</b>	278	A	Utah St.	65 59				
205	H	Wyoming	67 48	313	H	Air Force	70 61				
255	A	Nevada	83 72	257	H	San Diego St.	86 72				
151	A	San Jose St.	61 <b>74</b>	176	A	UNLV	65 <b>66</b>				
59	H	Fresno St.	80 <b>85</b>	255	H	Nevada	54 40				

Non-Div I Games: Lewis-Clark St. 88 34 Western Ore. 75 32

Boise St.

■ Loss, 
 ■ Non-Conf, S Site, 
 ■ Home 
 ■ Away 
 N Neutral

Average RPI Win:	169	WON-LOST	WINNING	LAST 10	STRENGTH OF	OPP. STRENGTH	TEAM	ADJ.	CONF.	ADJ CONF.
Average RPI Loss:	61	RECORD	PCT. RANK	GAMES	SCHEDULE	OF SCHEDULE	RPI	RPI	RPI	RPI
DIV. I ONLY	13- 10	131	6-4	66	50	77	77	5	5	
DIV. I NON-CONF.	7- 4	100	0	114	150	86	86	3	3	
TOTALS	RPI 1-25	RPI 26-50	W-L RECORDS	RPI 51-100	RPI 101-150	RPI 150+				
13- 10	1- 3	0- 2	OVERALL	1- 3	5- 2	6- 0				
6- 4	0- 2	0- 0	HOME	0- 2	2- 0	4- 0				
6- 5	1- 1	0- 2	AWAY	1- 0	2- 2	2- 0				
1- 1	0- 0	0- 0	NEUTRAL	0- 1	1- 0	0- 0				
7- 4	0- 1	0- 0	NON-CONFERENCE	0- 1	3- 2	4- 0				
5- 0	0- 0	0- 0	HOME	0- 0	1- 0	4- 0				
1- 3	0- 1	0- 0	AWAY	0- 0	1- 2	0- 0				
1- 1	0- 0	0- 0	NEUTRAL	0- 1	1- 0	0- 0				
6- 6	1- 2	0- 2	CONFERENCE	1- 2	2- 0	2- 0				
1- 4	0- 2	0- 0	HOME	0- 2	1- 0	0- 0				
5- 2	1- 0	0- 2	AWAY	1- 0	1- 0	2- 0				
0- 0	0- 0	0- 0	NEUTRAL	0- 0	0- 0	0- 0				

RPI 1-25				RPI 26-50				RPI 51-100 Team's RPI: 77				RPI 101+			
RPI	S	Opponent	Score	RPI	S	Opponent	Score	RPI	S	Opponent	Score	RPI	S	Opponent	Score
12	H	Louisville	70 81	33	A	Virginia Tech	49 70	51	H	Virginia	52 69	103	A	Notre Dame	75 65
13	H	NC State	54 72	36	A	Duke	73 85	76	N	Charlotte	68 84	114	H	VCU	87 52
16	A	Northwestern	63 66					88	H	Syracuse	79 89	116	H	Wake Forest	67 54
24	A	Florida St.	65 56					89	A	Georgia Tech	55 48	141	A	Holy Cross	71 80
												142	A	Providence	60 76
												144	N	Tulane	89 76
												150	A	Boston U.	88 57
												189	H	Rhode Island	66 55
												197	A	Clemson	70 68
												217	H	UMass Lowell	89 46
												264	H	Delaware St.	109 69
												277	A	Pittsburgh	79 70
												311	H	St. Francis Brooklyn	106 69
LAST 10 Division I															
197	A	Clemson	70 68	89	A	Georgia Tech	55 48	12	H	Louisville	70 81				
88	H	Syracuse	79 89	51	H	Virginia	52 69								
116	H	Wake Forest	67 54	103	A	Notre Dame	75 65								
24	A	Florida St.	65 56	277	A	Pittsburgh	79 70								
33	A	Virginia Tech	49 70												

Non-Div I Games:

Boston College

■ Loss, 
 ■ Non-Conf, 
 ■ S Site, 
 ■ H Home 
 ■ A Away 
 N Neutral

Average RPI Win: 206		WON-LOST	WINNING	LAST 10	STRENGTH OF	OPP. STRENGTH	TEAM	ADJ.	CONF.	ADJ CONF.
Average RPI Loss: 136		RECORD	PCT. RANK	GAMES	SCHEDULE	OF SCHEDULE	RPI	RPI	RPI	RPI
DIV. I ONLY		12- 10	145	7-3	168	152	150	150	15	15
DIV. I NON-CONF.		5- 6	187	0	190	141	198	198	16	16
TOTALS		RPI 1-25	RPI 26-50		W-L RECORDS		RPI 51-100	RPI 101-150	RPI 150+	
12- 10	0- 0	0- 0		OVERALL		1- 3	3- 4	8- 3		
6- 5	0- 0	0- 0		HOME		1- 3	2- 2	3- 0		
6- 5	0- 0	0- 0		AWAY		0- 0	1- 2	5- 3		
0- 0	0- 0	0- 0		NEUTRAL		0- 0	0- 0	0- 0		
5- 6	0- 0	0- 0		NON-CONFERENCE		0- 2	1- 3	4- 1		
2- 4	0- 0	0- 0		HOME		0- 2	1- 2	1- 0		
3- 2	0- 0	0- 0		AWAY		0- 0	0- 1	3- 1		
0- 0	0- 0	0- 0		NEUTRAL		0- 0	0- 0	0- 0		
7- 4	0- 0	0- 0		CONFERENCE		1- 1	2- 1	4- 2		
4- 1	0- 0	0- 0		HOME		1- 1	1- 0	2- 0		
3- 3	0- 0	0- 0		AWAY		0- 0	1- 1	2- 2		
0- 0	0- 0	0- 0		NEUTRAL		0- 0	0- 0	0- 0		

RPI 1-25				RPI 26-50				RPI 51-100				RPI 101+				Team's RPI: 150	
RPI	S	Opponent	Score	RPI	S	Opponent	Score	RPI	S	Opponent	Score	RPI	S	Opponent	Score		
								71	H	Bucknell	52 48	101	H	Harvard	39 66		
								77	H	Boston College	57 88	122	A	Lehigh	34 51		
								79	H	Marist	75 89	135	A	California	62 73		
								84	H	Colgate	61 70	141	A	Holy Cross	62 51		
												141	H	Holy Cross	76 70		
												145	H	Northeastern	72 56		
												149	H	Massachusetts	45 58		
												159	A	UC Davis	68 75		
												160	A	Lafayette	57 59		
												177	H	American	59 44		
												199	H	Dartmouth	74 56		
												223	A	Maine	62 49		
												251	A	Loyola Maryland	41 39		
												251	H	Loyola Maryland	44 42		
												256	A	New Hampshire	78 64		
												297	A	Navy	41 46		
												301	A	Army West Point	72 66		
												310	A	Albany (NY)	60 58		
LAST 10 Division I																	
				141	A	Holy Cross	62 51	84	H	Colgate	61 70						
				71	H	Bucknell	52 48	251	H	Loyola Maryland	44 42						
				251	A	Loyola Maryland	41 39	301	A	Army West Point	72 66						
				141	H	Holy Cross	76 70	122	A	Lehigh	34 51						
				297	A	Navy	41 46	177	H	American	59 44						

Non-Div I Games:

Boston U.

Loss, Non-Conf, S Site, H Home A Away N Neutral

## Bowling Green

Through Games Of Feb. 9, 2020

Average RPI Win:	232	WON-LOST	WINNING	LAST 10	STRENGTH OF	OPP. STRENGTH	TEAM	ADJ.	CONF.	ADJ CONF.
Average RPI Loss:	138	RECORD	PCT. RANK	GAMES	SCHEDULE	OF SCHEDULE	RPI	RPI	RPI	RPI
DIV. I ONLY	6- 14	282	1-9	162	151	249	249	10	10	
DIV. I NON-CONF.	5- 5	164	0	198	256	160	160	10	10	
TOTALS	RPI 1-25	RPI 26-50	W-L RECORDS	RPI 51-100	RPI 101-150	RPI 150+				
6- 14	0- 0	0- 1	OVERALL	0- 2	0- 5	6- 6				
3- 4	0- 0	0- 0	HOME	0- 1	0- 0	3- 3				
2- 8	0- 0	0- 1	AWAY	0- 1	0- 4	2- 2				
1- 2	0- 0	0- 0	NEUTRAL	0- 0	0- 1	1- 1				
5- 5	0- 0	0- 1	NON-CONFERENCE	0- 0	0- 2	5- 2				
2- 0	0- 0	0- 0	HOME	0- 0	0- 0	2- 0				
2- 3	0- 0	0- 1	AWAY	0- 0	0- 1	2- 1				
1- 2	0- 0	0- 0	NEUTRAL	0- 0	0- 1	1- 1				
1- 9	0- 0	0- 0	CONFERENCE	0- 2	0- 3	1- 4				
1- 4	0- 0	0- 0	HOME	0- 1	0- 0	1- 3				
0- 5	0- 0	0- 0	AWAY	0- 1	0- 3	0- 1				
0- 0	0- 0	0- 0	NEUTRAL	0- 0	0- 0	0- 0				

RPI S	Opponent	Score	RPI S	Opponent	Score	RPI S	Opponent	Score	RPI S	Opponent	Score	Team's RPI: 249
40	A Purdue	74 81	53	A Ohio	69 79	107	A Buffalo	59 65	111	A Kent St.	47 61	
			70	H Ball St.	80 86	136	A Loyola Chicago	76 84	140	N Green Bay	54 73	
						147	A Toledo	72 79	165	A Eastern Mich.	61 78	
						168	H Miami (OH)	59 80	173	H Northern Ill.	87 92	
						178	H Western Mich.	72 63	184	A Valparaiso	90 95	
						191	H Cleveland St.	89 62	194	H Akron	73 76	
						235	A Milwaukee	63 51	243	N San Francisco	56 64	
						247	A Marshall	82 69	248	H Morehead St.	79 65	
						290	N California Baptist	98 60				
LAST 10 Division I												
173	H Northern Ill.	87 92	147	A Toledo	72 79							
111	A Kent St.	47 61	107	A Buffalo	59 65							
168	H Miami (OH)	59 80	194	H Akron	73 76							
53	A Ohio	69 79	70	H Ball St.	80 86							
178	H Western Mich.	72 63	165	A Eastern Mich.	61 78							

Non-Div I Games: Davis &amp; Elkins 91 52 Notre Dame (OH) 88 54

Bowling Green

■ Loss, 
 ■ Non-Conf, S Site, 
 ■ Home 
 ■ Away 
 N Neutral

Average RPI Win:	183	WON-LOST	WINNING	LAST 10	STRENGTH OF	OPP. STRENGTH	TEAM	ADJ.	CONF.	ADJ CONF.
Average RPI Loss:	59	RECORD	PCT. RANK	GAMES	SCHEDULE	OF SCHEDULE	RPI	RPI	RPI	RPI
DIV. I ONLY	16- 4	31	8-2	158	92	43	43	7	7	
DIV. I NON-CONF.	8- 2	52	0	286	139	97	97	7	7	
TOTALS	RPI 1-25	RPI 26-50	W-L RECORDS	RPI 51-100	RPI 101-150	RPI 150+				
16- 4	0- 1	2- 1	OVERALL	2- 1	2- 1	10- 0				
8- 0	0- 0	2- 0	HOME	1- 0	0- 0	5- 0				
5- 3	0- 1	0- 1	AWAY	1- 1	1- 0	3- 0				
3- 1	0- 0	0- 0	NEUTRAL	0- 0	1- 1	2- 0				
8- 2	0- 0	0- 1	NON-CONFERENCE	0- 0	1- 1	7- 0				
3- 0	0- 0	0- 0	HOME	0- 0	0- 0	3- 0				
2- 1	0- 0	0- 1	AWAY	0- 0	0- 0	2- 0				
3- 1	0- 0	0- 0	NEUTRAL	0- 0	1- 1	2- 0				
8- 2	0- 1	2- 0	CONFERENCE	2- 1	1- 0	3- 0				
5- 0	0- 0	2- 0	HOME	1- 0	0- 0	2- 0				
3- 2	0- 1	0- 0	AWAY	1- 1	1- 0	1- 0				
0- 0	0- 0	0- 0	NEUTRAL	0- 0	0- 0	0- 0				

RPI 1-25				RPI 26-50				Team's RPI: 43		RPI 51-100				RPI 101+			
RPI	S	Opponent	Score	RPI	S	Opponent	Score			RPI	S	Opponent	Score	RPI	S	Opponent	Score
4	A	Missouri St.	56 90	29	H	Drake	77 76			80	A	Illinois St.	66 62	108	N	Liberty	63 75
				37	A	Michigan	57 77			80	H	Illinois St.	76 61	130	N	Richmond	61 57
				47	H	UNI	61 47			85	A	Southern Ill.	50 64	136	A	Loyola Chicago	60 47
														157	H	Jackson St.	78 69
														168	H	Miami (OH)	79 68
														184	A	Valparaiso	75 61
														209	A	Western Ill.	84 49
														226	N	George Mason	61 59
														281	A	Oakland	74 58
														282	H	Indiana St.	91 75
														292	H	North Dakota St.	70 64
														306	N	Eastern Wash.	66 46
														327	H	Evansville	82 51
LAST 10 Division I																	
				80	A	Illinois St.	66 62			184	A	Valparaiso	75 61				
				85	A	Southern Ill.	50 64			136	A	Loyola Chicago	60 47				
				4	A	Missouri St.	56 90			80	H	Illinois St.	76 61				
				29	H	Drake	77 76			282	H	Indiana St.	91 75				
				47	H	UNI	61 47			327	H	Evansville	82 51				

Non-Div I Games: Eureka 101 39

Bradley

Average RPI Win:	264	WON-LOST	WINNING	LAST 10	STRENGTH OF	OPP. STRENGTH	TEAM	ADJ.	CONF.	ADJ CONF.
Average RPI Loss:	151	RECORD	PCT. RANK	GAMES	SCHEDULE	OF SCHEDULE	RPI	RPI	RPI	RPI
DIV. I ONLY	7- 12	252	4-6	204	233	215	215	8	8	
DIV. I NON-CONF.	6- 7	182	3-1	295	325	242	242	8	8	
TOTALS	RPI 1-25	RPI 26-50	W-L RECORDS	RPI 51-100	RPI 101-150	RPI 150+				
7- 12	0- 0	0- 2	OVERALL	0- 1	0- 4	7- 5				
1- 4	0- 0	0- 1	HOME	0- 0	0- 1	1- 2				
6- 7	0- 0	0- 1	AWAY	0- 1	0- 3	6- 2				
0- 1	0- 0	0- 0	NEUTRAL	0- 0	0- 0	0- 1				
6- 7	0- 0	0- 0	NON-CONFERENCE	0- 1	0- 2	6- 4				
1- 3	0- 0	0- 0	HOME	0- 0	0- 1	1- 2				
5- 3	0- 0	0- 0	AWAY	0- 1	0- 1	5- 1				
0- 1	0- 0	0- 0	NEUTRAL	0- 0	0- 0	0- 1				
1- 5	0- 0	0- 2	CONFERENCE	0- 0	0- 2	1- 1				
0- 1	0- 0	0- 1	HOME	0- 0	0- 0	0- 0				
1- 4	0- 0	0- 1	AWAY	0- 0	0- 2	1- 1				
0- 0	0- 0	0- 0	NEUTRAL	0- 0	0- 0	0- 0				

RPI S	Opponent	Score	RPI S	Opponent	Score	RPI S	Opponent	Score	RPI S	Opponent	Score	Team's RPI: 215
41	A Yale	72 79	41	H Yale	40 73	67	A South Fla.	60 70	101	A Harvard	53 68	
									134	A Cornell	63 74	
									141	H Holy Cross	71 83	
									149	A Massachusetts	42 95	
									163	A Columbia	60 74	
									189	N Rhode Island	44 89	
									199	A Dartmouth	83 71	
									206	H Merrimack	57 72	
									223	H Maine	76 70	
									224	A Fairfield	58 44	
									256	A New Hampshire	76 68	
									259	A Longwood	76 86	
									286	A FIU	72 57	
									317	A Bryant	56 50	
									317	H Bryant	44 45	
									344	A Central Conn. St.	83 73	
LAST 10 Division I												
101	A Harvard	53 68	41	A Yale	72 79							
199	A Dartmouth	83 71	67	A South Fla.	60 70							
163	A Columbia	60 74	286	A FIU	72 57							
134	A Cornell	63 74	224	A Fairfield	58 44							
41	H Yale	40 73	317	A Bryant	56 50							

Non-Div I Games:

Brown

■ Loss, 
 ■ Non-Conf, 
 ■ S Site, 
 ■ H Home 
 ■ A Away 
 N Neutral

Average RPI Win:	<b>289</b>	WON-LOST	WINNING	LAST 10	STRENGTH OF	OPP. STRENGTH	TEAM	ADJ.	CONF.	ADJ CONF.
Average RPI Loss:	<b>210</b>	RECORD	PCT. RANK	GAMES	SCHEDULE	OF SCHEDULE	RPI	RPI	RPI	RPI
DIV. I ONLY	<b>6- 15</b>	<b>290</b>	<b>4-6</b>	<b>322</b>	<b>328</b>	<b>317</b>	<b>317</b>	<b>30</b>	<b>30</b>	
DIV. I NON-CONF.	<b>2- 9</b>	<b>304</b>	<b>0</b>	<b>316</b>	<b>253</b>	<b>333</b>	<b>333</b>	<b>30</b>	<b>30</b>	
TOTALS	RPI 1-25	RPI 26-50	W-L RECORDS	RPI 51-100	RPI 101-150	RPI 150+				
6- 15	0- 0	0- 0	OVERALL	0- 1	0- 3	6- 11				
3- 7	0- 0	0- 0	HOME	0- 0	0- 1	3- 6				
3- 8	0- 0	0- 0	AWAY	0- 1	0- 2	3- 5				
0- 0	0- 0	0- 0	NEUTRAL	0- 0	0- 0	0- 0				
2- 9	0- 0	0- 0	NON-CONFERENCE	0- 1	0- 2	2- 6				
1- 4	0- 0	0- 0	HOME	0- 0	0- 1	1- 3				
1- 5	0- 0	0- 0	AWAY	0- 1	0- 1	1- 3				
0- 0	0- 0	0- 0	NEUTRAL	0- 0	0- 0	0- 0				
4- 6	0- 0	0- 0	CONFERENCE	0- 0	0- 1	4- 5				
2- 3	0- 0	0- 0	HOME	0- 0	0- 0	2- 3				
2- 3	0- 0	0- 0	AWAY	0- 0	0- 1	2- 2				
0- 0	0- 0	0- 0	NEUTRAL	0- 0	0- 0	0- 0				

RPI 1-25				RPI 26-50				RPI 51-100				RPI 101+				Team's RPI: 317	
RPI	S	Opponent	Score	RPI	S	Opponent	Score	RPI	S	Opponent	Score	RPI	S	Opponent	Score		
								52	A	Minnesota	56	101	141	A	Holy Cross	75	87
												142	H	Providence	32	76	
												146	A	Robert Morris	39	69	
												171	A	Illinois	55	69	
												202	A	Mt. St. Mary's	72	67	
												202	H	Mt. St. Mary's	70	76	
												206	A	Merrimack	66	78	
												215	A	Brown	45	44	
												215	H	Brown	50	56	
												217	H	UMass Lowell	35	55	
												256	H	New Hampshire	56	68	
												261	A	Saint Francis (PA)	58	64	
												261	H	Saint Francis (PA)	60	63	
												276	H	Wagner	45	58	
												301	A	Army West Point	75	81	
												305	A	Vermont	66	71	
												310	H	Albany (NY)	68	55	
												325	A	Fairleigh Dickinson	57	45	
												336	H	LIU Brooklyn	57	53	
												344	H	Central Conn. St.	59	47	
LAST 10 Division I																	
				344	H	Central Conn. St.	59	47				336	H	LIU Brooklyn	57	53	
				146	A	Robert Morris	39	69				202	H	Mt. St. Mary's	70	76	
				261	A	Saint Francis (PA)	58	64				206	A	Merrimack	66	78	
				276	H	Wagner	45	58				325	A	Fairleigh Dickinson	57	45	
				202	A	Mt. St. Mary's	72	67				261	H	Saint Francis (PA)	60	63	

Non-Div I Games:

Bryant

■ Loss, 
■ Non-Conf, 
■ S Site, 
■ H Home 
■ A Away 
N Neutral



Average RPI Win: <b>206</b>	WON-LOST	WINNING	LAST 10	STRENGTH OF	OPP. STRENGTH	TEAM	ADJ.	CONF.	ADJ CONF.
Average RPI Loss: <b>130</b>	RECORD	PCT. RANK	GAMES	SCHEDULE	OF SCHEDULE	RPI	RPI	RPI	RPI
DIV. I ONLY	16- 6	51	8-2	182	167	71	71	15	15
DIV. I NON-CONF.	7- 4	100	0	108	191	79	79	16	16
TOTALS	RPI 1-25	RPI 26-50	W-L RECORDS	RPI 51-100	RPI 101-150	RPI 150+			
16- 6	0- 0	0- 0	OVERALL	3- 3	2- 1	11- 2			
8- 1	0- 0	0- 0	HOME	2- 1	0- 0	6- 0			
6- 5	0- 0	0- 0	AWAY	0- 2	2- 1	4- 2			
2- 0	0- 0	0- 0	NEUTRAL	1- 0	0- 0	1- 0			
7- 4	0- 0	0- 0	NON-CONFERENCE	2- 3	0- 0	5- 1			
3- 1	0- 0	0- 0	HOME	1- 1	0- 0	2- 0			
2- 3	0- 0	0- 0	AWAY	0- 2	0- 0	2- 1			
2- 0	0- 0	0- 0	NEUTRAL	1- 0	0- 0	1- 0			
9- 2	0- 0	0- 0	CONFERENCE	1- 0	2- 1	6- 1			
5- 0	0- 0	0- 0	HOME	1- 0	0- 0	4- 0			
4- 2	0- 0	0- 0	AWAY	0- 0	2- 1	2- 1			
0- 0	0- 0	0- 0	NEUTRAL	0- 0	0- 0	0- 0			

RPI 1-25			RPI 26-50			RPI 51-100			Team's RPI: 71	RPI 101+		
RPI	S	Opponent	Score	RPI	S	Opponent	Score	RPI	S	Opponent	Score	
						51	A Virginia	60	84	122	A Lehigh	71 50
						56	H Drexel	60	49	141	A Holy Cross	51 40
						73	H Temple	61	72	150	A Boston U.	48 52
						75	A Stony Brook	73	78	160	H Lafayette	50 36
						82	N Cincinnati	56	48	177	H American	68 43
						84	H Colgate	66	43	180	A Quinnipiac	69 76
										226	A George Mason	64 51
										251	A Loyola Maryland	50 60
										251	H Loyola Maryland	66 42
										261	A Saint Francis (PA)	70 46
										267	N Howard	70 60
										283	H St. Bonaventure	68 60
										284	H Monmouth	71 37
										297	A Navy	61 34
										301	A Army West Point	63 52
										301	H Army West Point	77 46
LAST 10 Division I												
251	H	Loyola Maryland	66 42	122	A	Lehigh	71 50					
150	A	Boston U.	48 52	177	H	American	68 43					
301	H	Army West Point	77 46	141	A	Holy Cross	51 40					
251	A	Loyola Maryland	50 60	297	A	Navy	61 34					
84	H	Colgate	66 43	160	H	Lafayette	50 36					

Non-Div I Games:

Bucknell

## Buffalo

Through Games Of Feb. 9, 2020

Average RPI Win:	199	WON-LOST	WINNING	LAST 10	STRENGTH OF	OPP. STRENGTH	TEAM	ADJ.	CONF.	ADJ CONF.
Average RPI Loss:	96	RECORD	PCT. RANK	GAMES	SCHEDULE	OF SCHEDULE	RPI	RPI	RPI	RPI
DIV. I ONLY	13- 8	97	4-6	152	115	107	107	10	10	
DIV. I NON-CONF.	9- 2	38	0	204	196	57	57	10	10	
TOTALS	RPI 1-25	RPI 26-50	W-L RECORDS	RPI 51-100	RPI 101-150	RPI 150+				
13- 8	0- 2	0- 0	OVERALL	2- 2	1- 2	10- 2				
7- 3	0- 1	0- 0	HOME	1- 1	0- 1	6- 0				
4- 5	0- 1	0- 0	AWAY	0- 1	1- 1	3- 2				
2- 0	0- 0	0- 0	NEUTRAL	1- 0	0- 0	1- 0				
9- 2	0- 1	0- 0	NON-CONFERENCE	2- 0	0- 0	7- 1				
5- 0	0- 0	0- 0	HOME	1- 0	0- 0	4- 0				
2- 2	0- 1	0- 0	AWAY	0- 0	0- 0	2- 1				
2- 0	0- 0	0- 0	NEUTRAL	1- 0	0- 0	1- 0				
4- 6	0- 1	0- 0	CONFERENCE	0- 2	1- 2	3- 1				
2- 3	0- 1	0- 0	HOME	0- 1	0- 1	2- 0				
2- 3	0- 0	0- 0	AWAY	0- 1	1- 1	1- 1				
0- 0	0- 0	0- 0	NEUTRAL	0- 0	0- 0	0- 0				

RPI S	Opponent	Score	RPI S	Opponent	Score	RPI S	Opponent	Score	RPI S	Opponent	Score	Team's RPI: 107
10	A Stanford	69 88				53	H Ohio	65 76	111	A Kent St.	57 44	
18	H Central Mich.	93 98				56	N Drexel	63 59	147	A Toledo	59 71	
						62	H Dayton	67 59	147	H Toledo	62 78	
						70	A Ball St.	65 69	151	A San Jose St.	88 95	
									163	H Columbia	82 75	
									165	H Eastern Mich.	66 63	
									168	A Miami (OH)	86 72	
									173	A Northern Ill.	63 64	
									177	N American	73 55	
									199	H Dartmouth	73 49	
									249	H Bowling Green	65 59	
									269	A Niagara	81 67	
									283	A St. Bonaventure	46 36	
									339	H Canisius	71 55	
									344	H Central Conn. St.	61 56	
LAST 10 Division I												
147	H Toledo	62 78	165	H Eastern Mich.	66 63							
173	A Northern Ill.	63 64	249	H Bowling Green	65 59							
18	H Central Mich.	93 98	53	H Ohio	65 76							
111	A Kent St.	57 44	147	A Toledo	59 71							
70	A Ball St.	65 69	168	A Miami (OH)	86 72							

Non-Div I Games:

Buffalo

■ Loss, 
■ Non-Conf, 
■ S Site, 
■ H Home 
■ A Away 
N Neutral

Average RPI Win:	182	WON-LOST	WINNING	LAST 10	STRENGTH OF	OPP. STRENGTH	TEAM	ADJ.	CONF.	ADJ CONF.
Average RPI Loss:	52	RECORD	PCT. RANK	GAMES	SCHEDULE	OF SCHEDULE	RPI	RPI	RPI	RPI
DIV. I ONLY	17- 6	43	9-1	189	63	94	94	6	6	
DIV. I NON-CONF.	8- 3	68	0	185	111	110	110	6	6	
TOTALS	RPI 1-25	RPI 26-50	W-L RECORDS	RPI 51-100	RPI 101-150	RPI 150+				
17- 6	0- 2	2- 0	OVERALL	4- 4	1- 0	10- 0				
11- 4	0- 2	1- 0	HOME	2- 2	0- 0	8- 0				
5- 1	0- 0	1- 0	AWAY	1- 1	1- 0	2- 0				
1- 1	0- 0	0- 0	NEUTRAL	1- 1	0- 0	0- 0				
8- 3	0- 1	0- 0	NON-CONFERENCE	2- 2	0- 0	6- 0				
7- 1	0- 1	0- 0	HOME	1- 0	0- 0	6- 0				
0- 1	0- 0	0- 0	AWAY	0- 1	0- 0	0- 0				
1- 1	0- 0	0- 0	NEUTRAL	1- 1	0- 0	0- 0				
9- 3	0- 1	2- 0	CONFERENCE	2- 2	1- 0	4- 0				
4- 3	0- 1	1- 0	HOME	1- 2	0- 0	2- 0				
5- 0	0- 0	1- 0	AWAY	1- 0	1- 0	2- 0				
0- 0	0- 0	0- 0	NEUTRAL	0- 0	0- 0	0- 0				

RPI 1-25				RPI 26-50				RPI 51-100 Team's RPI: 94				RPI 101+			
RPI	S	Opponent	Score	RPI	S	Opponent	Score	RPI	S	Opponent	Score	RPI	S	Opponent	Score
15	H	Indiana	53 64	34	A	Creighton	73 67	53	N	Ohio	60 55	142	A	Providence	50 47
20	H	DePaul	65 80	35	H	Marquette	61 55	55	H	IUPUI	64 61	188	H	High Point	74 52
								61	H	St. John's (NY)	42 67	194	H	Akron	76 55
								63	H	Seton Hall	62 67	239	A	Georgetown	47 46
								70	A	Ball St.	70 74	239	H	Georgetown	60 42
								83	N	Georgia	36 69	263	A	Xavier	78 70
								96	A	Villanova	58 41	263	H	Xavier	63 61
								96	H	Villanova	63 61	271	H	Eastern Ky.	73 41
												276	H	Wagner	74 58
												328	H	Detroit Mercy	82 60
												330	H	Purdue Fort Wayne	85 58
LAST 10 Division I															
96	H	Villanova	63 61	20	H	DePaul	65 80								
239	H	Georgetown	60 42	35	H	Marquette	61 55								
263	H	Xavier	63 61	239	A	Georgetown	47 46								
34	A	Creighton	73 67	96	A	Villanova	58 41								
142	A	Providence	50 47	263	A	Xavier	78 70								

Non-Div I Games:

Butler

■ Loss, 
 ■ Non-Conf, 
 ■ S Site, 
 ■ H Home 
 ■ A Away 
 N Neutral

CSU Bakersfield

Through Games Of Feb. 9, 2020

Average RPI Win:	250	WON-LOST	WINNING	LAST 10	STRENGTH OF	OPP. STRENGTH	TEAM	ADJ.	CONF.	ADJ CONF.
Average RPI Loss:	206	RECORD	PCT. RANK	GAMES	SCHEDULE	OF SCHEDULE	RPI	RPI	RPI	RPI
DIV. I ONLY	10- 9	156	5-5	254	306	216	216	31	31	
DIV. I NON-CONF.	5- 5	164	0-1	117	175	136	136	32	32	
TOTALS	RPI 1-25	RPI 26-50	W-L RECORDS	RPI 51-100	RPI 101-150	RPI 150+				
10- 9	0- 2	0- 0	OVERALL	0- 0	1- 1	9- 6				
7- 3	0- 0	0- 0	HOME	0- 0	1- 0	6- 3				
3- 6	0- 2	0- 0	AWAY	0- 0	0- 1	3- 3				
0- 0	0- 0	0- 0	NEUTRAL	0- 0	0- 0	0- 0				
5- 5	0- 2	0- 0	NON-CONFERENCE	0- 0	1- 1	4- 2				
5- 0	0- 0	0- 0	HOME	0- 0	1- 0	4- 0				
0- 5	0- 2	0- 0	AWAY	0- 0	0- 1	0- 2				
0- 0	0- 0	0- 0	NEUTRAL	0- 0	0- 0	0- 0				
5- 4	0- 0	0- 0	CONFERENCE	0- 0	0- 0	5- 4				
2- 3	0- 0	0- 0	HOME	0- 0	0- 0	2- 3				
3- 1	0- 0	0- 0	AWAY	0- 0	0- 0	3- 1				
0- 0	0- 0	0- 0	NEUTRAL	0- 0	0- 0	0- 0				

RPI 1-25				RPI 26-50				RPI 51-100				RPI 101+ Team's RPI: 216			
RPI	S	Opponent	Score	RPI	S	Opponent	Score	RPI	S	Opponent	Score	RPI	S	Opponent	Score
11	A	Gonzaga	48 92									105	H	Pacific	80 70
14	A	Oregon St.	50 69									132	A	Washington	49 80
												151	H	San Jose St.	75 71
												156	A	Wright St.	60 65
												219	H	UMKC	70 60
												237	A	Grand Canyon	59 54
												258	H	North Texas	61 52
												272	H	UC Santa Barbara	66 62
												287	A	UC Riverside	52 53
												290	A	California Baptist	66 61
												290	H	California Baptist	53 55
												307	H	UTRGV	52 66
												309	A	Seattle U	57 63
												320	H	N.C. Central	80 71
												322	H	New Mexico St.	60 59
												324	A	Utah Valley	55 53
												350	H	Chicago St.	58 60
LAST 10 Division I															
290	H	California Baptist	53 55	350	H	Chicago St.	58 60								
307	H	UTRGV	52 66	219	H	UMKC	70 60								
322	H	New Mexico St.	60 59	290	A	California Baptist	66 61								
309	A	Seattle U	57 63	237	A	Grand Canyon	59 54								
324	A	Utah Valley	55 53	287	A	UC Riverside	52 53								

Non-Div I Games: Fresno Pacific 95 64 Westcliff 100 44 Cal St. Dom. Hills 83 74

CSU Bakersfield

Loss, Non-Conf, S Site, H Home A Away N Neutral

Average RPI Win:	247	WON-LOST	WINNING	LAST 10	STRENGTH OF	OPP. STRENGTH	TEAM	ADJ.	CONF.	ADJ CONF.
Average RPI Loss:	180	RECORD	PCT. RANK	GAMES	SCHEDULE	OF SCHEDULE	RPI	RPI	RPI	RPI
DIV. I ONLY	8- 13	242	5-5	314	136	288	288	27	27	
DIV. I NON-CONF.	4- 9	250	1-1	282	34	275	275	26	26	
TOTALS	RPI 1-25	RPI 26-50	W-L RECORDS	RPI 51-100	RPI 101-150	RPI 150+				
8- 13	0- 1	0- 0	OVERALL	0- 3	1- 1	7- 8				
4- 6	0- 1	0- 0	HOME	0- 2	1- 0	3- 3				
3- 6	0- 0	0- 0	AWAY	0- 1	0- 1	3- 4				
1- 1	0- 0	0- 0	NEUTRAL	0- 0	0- 0	1- 1				
4- 9	0- 1	0- 0	NON-CONFERENCE	0- 3	1- 1	3- 4				
1- 4	0- 1	0- 0	HOME	0- 2	1- 0	0- 1				
2- 4	0- 0	0- 0	AWAY	0- 1	0- 1	2- 2				
1- 1	0- 0	0- 0	NEUTRAL	0- 0	0- 0	1- 1				
4- 4	0- 0	0- 0	CONFERENCE	0- 0	0- 0	4- 4				
3- 2	0- 0	0- 0	HOME	0- 0	0- 0	3- 2				
1- 2	0- 0	0- 0	AWAY	0- 0	0- 0	1- 2				
0- 0	0- 0	0- 0	NEUTRAL	0- 0	0- 0	0- 0				

RPI 1-25				RPI 26-50				RPI 51-100				RPI 101+ Team's RPI: 288			
RPI	S	Opponent	Score	RPI	S	Opponent	Score	RPI	S	Opponent	Score	RPI	S	Opponent	Score
5	H	UCLA	44 58					51	H	Virginia	47 72	118	A	San Diego	40 59
								81	H	Southern California	53 69	143	H	Portland	73 64
								93	A	Washington St.	61 71	159	A	UC Davis	39 61
												179	H	Hawaii	58 54
												203	H	Santa Clara	55 76
												230	N	SMU	58 68
												232	H	Cal St. Fullerton	63 57
												243	A	San Francisco	61 79
												257	A	San Diego St.	74 69
												266	A	Long Beach St.	52 60
												280	A	LMU (CA)	56 54
												282	N	Indiana St.	67 59
												287	H	UC Riverside	62 67
												290	A	California Baptist	56 64
												302	A	UC Irvine	56 51
												302	H	UC Irvine	70 62
												312	H	Cal Poly	41 52
LAST 10 Division I															
287	H	UC Riverside	62 67	232	H	Cal St. Fullerton	63 57								
312	H	Cal Poly	41 52	302	H	UC Irvine	70 62								
159	A	UC Davis	39 61	179	H	Hawaii	58 54								
302	A	UC Irvine	56 51	257	A	San Diego St.	74 69								
266	A	Long Beach St.	52 60	118	A	San Diego	40 59								

Non-Div I Games: Hope Int'l 77 54

CSUN

Loss, Non-Conf, S Site, H Home A Away N Neutral

Average RPI Win:	276	WON-LOST	WINNING	LAST 10	STRENGTH OF	OPP. STRENGTH	TEAM	ADJ.	CONF.	ADJ CONF.
Average RPI Loss:	195	RECORD	PCT. RANK	GAMES	SCHEDULE	OF SCHEDULE	RPI	RPI	RPI	RPI
DIV. I ONLY	5- 14	298	3-7	237	294	312	312	27	27	
DIV. I NON-CONF.	2- 8	295	0-1	161	248	310	310	26	26	
TOTALS	RPI 1-25	RPI 26-50	W-L RECORDS	RPI 51-100	RPI 101-150	RPI 150+				
5- 14	0- 0	0- 2	OVERALL	0- 1	0- 0	5- 11				
4- 6	0- 0	0- 1	HOME	0- 1	0- 0	4- 4				
1- 8	0- 0	0- 1	AWAY	0- 0	0- 0	1- 7				
0- 0	0- 0	0- 0	NEUTRAL	0- 0	0- 0	0- 0				
2- 8	0- 0	0- 2	NON-CONFERENCE	0- 1	0- 0	2- 5				
2- 3	0- 0	0- 1	HOME	0- 1	0- 0	2- 1				
0- 5	0- 0	0- 1	AWAY	0- 0	0- 0	0- 4				
0- 0	0- 0	0- 0	NEUTRAL	0- 0	0- 0	0- 0				
3- 6	0- 0	0- 0	CONFERENCE	0- 0	0- 0	3- 6				
2- 3	0- 0	0- 0	HOME	0- 0	0- 0	2- 3				
1- 3	0- 0	0- 0	AWAY	0- 0	0- 0	1- 3				
0- 0	0- 0	0- 0	NEUTRAL	0- 0	0- 0	0- 0				

RPI S	Opponent	Score	RPI S	Opponent	Score	RPI S	Opponent	Score	RPI S	Opponent	Score	Team's RPI: 312
27	A Arizona St.	41 66	32	H Old Dominion	55 61	59	H Fresno St.	52 79	155	A Saint Mary's (CA)	67 84	
									159	H UC Davis	36 42	
									179	H Hawaii	46 59	
									187	A Pepperdine	53 63	
									229	H Lamar University	57 56	
									232	A Cal St. Fullerton	64 65	
									255	A Nevada	40 71	
									266	A Long Beach St.	69 72	
									266	H Long Beach St.	61 41	
									272	A UC Santa Barbara	50 52	
									287	H UC Riverside	75 70	
									288	A CSUN	52 41	
									294	A Denver	66 96	
									302	H UC Irvine	57 68	
									308	H Sacramento St.	62 43	
									309	H Seattle U	49 72	
LAST 10 Division I												
266	H Long Beach St.	61 41	287	H UC Riverside	75 70							
179	H Hawaii	46 59	302	H UC Irvine	57 68							
288	A CSUN	52 41	272	A UC Santa Barbara	50 52							
232	A Cal St. Fullerton	64 65	266	A Long Beach St.	69 72							
159	H UC Davis	36 42	255	A Nevada	40 71							

Non-Div I Games: Holy Names 100 35

Cal Poly

■ Loss, 
 ■ Non-Conf, 
 ■ S Site, 
 ■ H Home 
 ■ A Away 
 N Neutral

Average RPI Win:	262	WON-LOST	WINNING	LAST 10	STRENGTH OF	OPP. STRENGTH	TEAM	ADJ.	CONF.	ADJ CONF.
Average RPI Loss:	214	RECORD	PCT. RANK	GAMES	SCHEDULE	OF SCHEDULE	RPI	RPI	RPI	RPI
DIV. I ONLY	12- 9	125	6-4	324	291	232	232	27	27	
DIV. I NON-CONF.	8- 5	117	2-0	294	300	194	194	26	26	
TOTALS	RPI 1-25	RPI 26-50	W-L RECORDS	RPI 51-100	RPI 101-150	RPI 150+				
12- 9	0- 0	0- 0	OVERALL	0- 0	1- 0	11- 9				
7- 4	0- 0	0- 0	HOME	0- 0	0- 0	7- 4				
5- 5	0- 0	0- 0	AWAY	0- 0	1- 0	4- 5				
0- 0	0- 0	0- 0	NEUTRAL	0- 0	0- 0	0- 0				
8- 5	0- 0	0- 0	NON-CONFERENCE	0- 0	1- 0	7- 5				
4- 2	0- 0	0- 0	HOME	0- 0	0- 0	4- 2				
4- 3	0- 0	0- 0	AWAY	0- 0	1- 0	3- 3				
0- 0	0- 0	0- 0	NEUTRAL	0- 0	0- 0	0- 0				
4- 4	0- 0	0- 0	CONFERENCE	0- 0	0- 0	4- 4				
3- 2	0- 0	0- 0	HOME	0- 0	0- 0	3- 2				
1- 2	0- 0	0- 0	AWAY	0- 0	0- 0	1- 2				
0- 0	0- 0	0- 0	NEUTRAL	0- 0	0- 0	0- 0				

RPI 1-25				RPI 26-50				RPI 51-100				RPI 101+ Team's RPI: 232			
RPI	S	Opponent	Score	RPI	S	Opponent	Score	RPI	S	Opponent	Score	RPI	S	Opponent	Score
												118	A	San Diego	72 67
												159	H	UC Davis	61 72
												164	A	Southern Utah	63 79
												174	H	Montana	69 71
												176	A	UNLV	64 58
												179	A	Hawaii	72 79
												190	H	Delaware	55 72
												237	A	Grand Canyon	80 70
												243	A	San Francisco	63 71
												257	A	San Diego St.	45 55
												266	H	Long Beach St.	69 65
												272	A	UC Santa Barbara	70 68
												272	H	UC Santa Barbara	66 75
												278	H	Utah St.	83 62
												280	A	LMU (CA)	79 74
												287	H	UC Riverside	71 61
												288	A	CSUN	57 63
												290	H	California Baptist	97 93
												309	H	Seattle U	81 63
												312	H	Cal Poly	65 64
												313	H	Air Force	79 70
LAST 10 Division I															
				287	H	UC Riverside	71 61	288	A	CSUN	57 63				
				159	H	UC Davis	61 72	266	H	Long Beach St.	69 65				
				312	H	Cal Poly	65 64	272	A	UC Santa Barbara	70 68				
				272	H	UC Santa Barbara	66 75	309	H	Seattle U	81 63				
				179	A	Hawaii	72 79	313	H	Air Force	79 70				

Non-Div I Games:

Cal St. Fullerton

■ Loss, 
 ■ Non-Conf, S Site, 
 ■ Home 
 ■ Away 
 N Neutral

# California

Through Games Of Feb. 9, 2020

Average RPI Win:	210	WON-LOST	WINNING	LAST 10	STRENGTH OF	OPP. STRENGTH	TEAM	ADJ.	CONF.	ADJ CONF.
Average RPI Loss:	52	RECORD	PCT. RANK	GAMES	SCHEDULE	OF SCHEDULE	RPI	RPI	RPI	RPI
DIV. I ONLY	9- 14	239	1-9	22	52	135	135	1	1	
DIV. I NON-CONF.	8- 3	68	0	69	225	59	59	1	1	
TOTALS	RPI 1-25	RPI 26-50	W-L RECORDS	RPI 51-100	RPI 101-150	RPI 150+				
9- 14	0- 6	1- 1	OVERALL	0- 5	2- 2	6- 0				
7- 8	0- 2	1- 1	HOME	0- 4	1- 1	5- 0				
2- 6	0- 4	0- 0	AWAY	0- 1	1- 1	1- 0				
0- 0	0- 0	0- 0	NEUTRAL	0- 0	0- 0	0- 0				
8- 3	0- 1	1- 1	NON-CONFERENCE	0- 0	1- 1	6- 0				
7- 1	0- 0	1- 1	HOME	0- 0	1- 0	5- 0				
1- 2	0- 1	0- 0	AWAY	0- 0	0- 1	1- 0				
0- 0	0- 0	0- 0	NEUTRAL	0- 0	0- 0	0- 0				
1- 11	0- 5	0- 0	CONFERENCE	0- 5	1- 1	0- 0				
0- 7	0- 2	0- 0	HOME	0- 4	0- 1	0- 0				
1- 4	0- 3	0- 0	AWAY	0- 1	1- 0	0- 0				
0- 0	0- 0	0- 0	NEUTRAL	0- 0	0- 0	0- 0				

RPI	S	Opponent	Score	RPI	S	Opponent	Score	RPI	S	Opponent	Score	RPI	S	Opponent	Score	Team's RPI: 135
1	A	Oregon	55 105	28	H	Kentucky	61 63	66	H	Colorado	50 62	101	A	Harvard	53 56	
5	H	UCLA	70 74	39	H	Arkansas	84 80	81	H	Southern California	67 75	132	A	Washington	81 74	
7	A	UConn	61 72					92	H	Utah	62 71	132	H	Washington	64 67	
10	A	Stanford	40 73					93	A	Washington St.	66 92	150	H	Boston U.	73 62	
10	H	Stanford	65 79					93	H	Washington St.	75 96	203	H	Santa Clara	69 65	
14	A	Oregon St.	44 81									237	H	Grand Canyon	72 53	
												257	A	San Diego St.	74 48	
												266	H	Long Beach St.	68 45	
												287	H	UC Riverside	84 61	
												320	H	N.C. Central	90 69	
LAST 10 Division I																
5	H	UCLA	70 74	92	H	Utah	62 71									
81	H	Southern California	67 75	1	A	Oregon	55 105									
132	A	Washington	81 74	14	A	Oregon St.	44 81									
93	A	Washington St.	66 92	10	H	Stanford	65 79									
66	H	Colorado	50 62	10	A	Stanford	40 73									

Non-Div I Games:

California

Loss, Non-Conf, S Site, H Home A Away N Neutral



Average RPI Win:	264	WON-LOST	WINNING	LAST 10	STRENGTH OF	OPP. STRENGTH	TEAM	ADJ.	CONF.	ADJ CONF.
Average RPI Loss:	234	RECORD	PCT. RANK	GAMES	SCHEDULE	OF SCHEDULE	RPI	RPI	RPI	RPI
DIV. I ONLY	9- 13	233	3-7	281	345	290	290	31	31	
DIV. I NON-CONF.	6- 6	164	0	224	327	235	235	32	32	
TOTALS	RPI 1-25	RPI 26-50	W-L RECORDS	RPI 51-100	RPI 101-150	RPI 150+				
9- 13	0- 1	0- 0	OVERALL	0- 0	0- 0	9- 12				
6- 4	0- 0	0- 0	HOME	0- 0	0- 0	6- 4				
3- 6	0- 0	0- 0	AWAY	0- 0	0- 0	3- 6				
0- 3	0- 1	0- 0	NEUTRAL	0- 0	0- 0	0- 2				
6- 6	0- 1	0- 0	NON-CONFERENCE	0- 0	0- 0	6- 5				
5- 1	0- 0	0- 0	HOME	0- 0	0- 0	5- 1				
1- 2	0- 0	0- 0	AWAY	0- 0	0- 0	1- 2				
0- 3	0- 1	0- 0	NEUTRAL	0- 0	0- 0	0- 2				
3- 7	0- 0	0- 0	CONFERENCE	0- 0	0- 0	3- 7				
1- 3	0- 0	0- 0	HOME	0- 0	0- 0	1- 3				
2- 4	0- 0	0- 0	AWAY	0- 0	0- 0	2- 4				
0- 0	0- 0	0- 0	NEUTRAL	0- 0	0- 0	0- 0				

RPI 1-25			RPI 26-50			RPI 51-100			RPI 101+ Team's RPI: 290		
RPI	S	Opponent	Score	RPI	S	RPI	S	Opponent	Score		
10	N	Stanford	78 83					154	N	Houston	75 96
								186	H	Northern Ariz.	98 79
								198	A	Idaho St.	74 68
								216	A	CSU Bakersfield	55 53
								216	H	CSU Bakersfield	61 66
								219	A	UMKC	65 75
								232	A	Cal St. Fullerton	93 97
								237	A	Grand Canyon	66 72
								237	H	Grand Canyon	58 62
								249	N	Bowling Green	60 98
								257	H	San Diego St.	68 80
								266	H	Long Beach St.	79 70
								272	H	UC Santa Barbara	85 81
								273	H	Alabama A&M	60 55
								287	A	UC Riverside	64 80
								288	H	CSUN	64 56
								307	A	UTRGV	68 87
								309	H	Seattle U	49 83
								322	A	New Mexico St.	56 57
								324	H	Utah Valley	80 67
								350	A	Chicago St.	80 65
LAST 10 Division I											
237	A	Grand Canyon	66 72	350	A	Chicago St.	80 65				
216	A	CSU Bakersfield	55 53	237	H	Grand Canyon	58 62				
309	H	Seattle U	49 83	216	H	CSU Bakersfield	61 66				
324	H	Utah Valley	80 67	307	A	UTRGV	68 87				
219	A	UMKC	65 75	322	A	New Mexico St.	56 57				

Non-Div I Games: Ottawa (AZ) 103 75 LIFE Pacific 93 48

California Baptist

Loss, Non-Conf, S Site, H Home A Away N Neutral

Average RPI Win:	256	WON-LOST	WINNING	LAST 10	STRENGTH OF	OPP. STRENGTH	TEAM	ADJ.	CONF.	ADJ CONF.
Average RPI Loss:	206	RECORD	PCT. RANK	GAMES	SCHEDULE	OF SCHEDULE	RPI	RPI	RPI	RPI
DIV. I ONLY	14- 5	49	9-1	298	340	117	117	25	25	
DIV. I NON-CONF.	3- 4	201	0	285	316	232	232	27	27	
TOTALS	RPI 1-25	RPI 26-50	W-L RECORDS	RPI 51-100	RPI 101-150	RPI 150+				
14- 5	0- 0	0- 1	OVERALL	0- 0	0- 1	14- 3				
8- 0	0- 0	0- 0	HOME	0- 0	0- 0	8- 0				
6- 5	0- 0	0- 1	AWAY	0- 0	0- 1	6- 3				
0- 0	0- 0	0- 0	NEUTRAL	0- 0	0- 0	0- 0				
3- 4	0- 0	0- 1	NON-CONFERENCE	0- 0	0- 1	3- 2				
2- 0	0- 0	0- 0	HOME	0- 0	0- 0	2- 0				
1- 4	0- 0	0- 1	AWAY	0- 0	0- 1	1- 2				
0- 0	0- 0	0- 0	NEUTRAL	0- 0	0- 0	0- 0				
11- 1	0- 0	0- 0	CONFERENCE	0- 0	0- 0	11- 1				
6- 0	0- 0	0- 0	HOME	0- 0	0- 0	6- 0				
5- 1	0- 0	0- 0	AWAY	0- 0	0- 0	5- 1				
0- 0	0- 0	0- 0	NEUTRAL	0- 0	0- 0	0- 0				

RPI 1-25			RPI 26-50			RPI 51-100			RPI 101+ Team's RPI: 117		
RPI	S	Opponent	Score	RPI	S	Opponent	Score	RPI	S	Opponent	Score
				32	A	Old Dominion	44 59				
								116	A	Wake Forest	46 74
								153	H	UNC Greensboro	72 64
								170	A	Hampton	68 31
								188	H	High Point	73 36
								213	A	Radford	43 32
								221	H	Gardner-Webb	48 44
								224	H	Kennesaw St.	63 51
								244	A	UNC Asheville	52 60
								244	H	UNC Asheville	59 52
								253	H	Winthrop	63 47
								259	A	Longwood	70 55
								304	A	Presbyterian	53 47
								316	A	Hofstra	55 58
								320	A	N.C. Central	64 67
								335	A	USC Upstate	80 72
								335	H	USC Upstate	50 38
								337	A	Western Caro.	61 40
								341	H	Charleston So.	61 36
LAST 10 Division I											
244	H	UNC Asheville	59 52	253	H	Winthrop	63 47				
335	A	USC Upstate	80 72	170	A	Hampton	68 31				
213	A	Radford	43 32	221	H	Gardner-Webb	48 44				
341	H	Charleston So.	61 36	259	A	Longwood	70 55				
304	A	Presbyterian	53 47	244	A	UNC Asheville	52 60				

Non-Div I Games: St. Andrews 122 56 Bluefield Col. 65 41

Campbell

■ Loss, 
 ■ Non-Conf, S Site, 
 ■ Home 
 ■ Away 
 N Neutral

Average RPI Win: 264		WON-LOST	WINNING	LAST 10	STRENGTH OF	OPP. STRENGTH	TEAM	ADJ.	CONF.	ADJ CONF.
Average RPI Loss: 215		RECORD	PCT. RANK	GAMES	SCHEDULE	OF SCHEDULE	RPI	RPI	RPI	RPI
DIV. I ONLY		3- 18	328	1-9	279	311	339	339	24	24
DIV. I NON-CONF.		1- 8	322	0	291	302	341	341	25	25
TOTALS		RPI 1-25	RPI 26-50	W-L RECORDS	RPI 51-100	RPI 101-150	RPI 150+			
3- 18	0- 0		0- 0	OVERALL	0- 3	0- 2	3- 13			
2- 7	0- 0		0- 0	HOME	0- 3	0- 0	2- 4			
1- 10	0- 0		0- 0	AWAY	0- 0	0- 2	1- 8			
0- 1	0- 0		0- 0	NEUTRAL	0- 0	0- 0	0- 1			
1- 8	0- 0		0- 0	NON-CONFERENCE	0- 1	0- 2	1- 5			
1- 2	0- 0		0- 0	HOME	0- 1	0- 0	1- 1			
0- 5	0- 0		0- 0	AWAY	0- 0	0- 2	0- 3			
0- 1	0- 0		0- 0	NEUTRAL	0- 0	0- 0	0- 1			
2- 10	0- 0		0- 0	CONFERENCE	0- 2	0- 0	2- 8			
1- 5	0- 0		0- 0	HOME	0- 2	0- 0	1- 3			
1- 5	0- 0		0- 0	AWAY	0- 0	0- 0	1- 5			
0- 0	0- 0		0- 0	NEUTRAL	0- 0	0- 0	0- 0			

RPI 1-25				RPI 26-50				RPI 51-100				RPI 101+				Team's RPI: 339	
RPI	S	Opponent	Score	RPI	S	Opponent	Score	RPI	S	Opponent	Score	RPI	S	Opponent	Score		
								79	H	Marist	59	90	107	A	Buffalo	55	71
								84	H	Colgate	69	90	147	A	Toledo	65	83
								99	H	Rider	57	70	180	A	Quinnipiac	71	74
												224	A	Fairfield	70	72	
												224	H	Fairfield	70	63	
												227	A	Stetson	52	68	
												228	H	Iona	57	60	
												231	A	Manhattan	50	68	
												246	A	Youngstown St.	59	87	
												250	N	Appalachian St.	57	74	
												269	A	Niagara	62	81	
												274	A	Siena	43	72	
												274	H	Siena	63	68	
												283	H	St. Bonaventure	84	82	
												284	A	Monmouth	71	62	
												305	A	Vermont	53	76	
												310	H	Albany (NY)	53	70	
												329	H	Saint Peter's	68	86	
LAST 10 Division I																	
				224	H	Fairfield	70	63	99	H	Rider	57	70				
				228	H	Iona	57	60	180	A	Quinnipiac	71	74				
				274	A	Siena	43	72	224	A	Fairfield	70	72				
				269	A	Niagara	62	81	274	H	Siena	63	68				
				329	H	Saint Peter's	68	86	79	H	Marist	59	90				

Non-Div I Games:

Canisius

Loss, Non-Conf, S Site, H Home A Away N Neutral

Average RPI Win:	286	WON-LOST	WINNING	LAST 10	STRENGTH OF	OPP. STRENGTH	TEAM	ADJ.	CONF.	ADJ CONF.
Average RPI Loss:	134	RECORD	PCT. RANK	GAMES	SCHEDULE	OF SCHEDULE	RPI	RPI	RPI	RPI
DIV. I ONLY	8- 11	226	5-5	217	268	214	214	23	23	
DIV. I NON-CONF.	1- 5	313	0	35	127	216	216	21	21	
TOTALS	RPI 1-25	RPI 26-50	W-L RECORDS	RPI 51-100	RPI 101-150	RPI 150+				
8- 11	0- 1	0- 1	OVERALL	0- 0	0- 4	8- 5				
4- 3	0- 0	0- 0	HOME	0- 0	0- 1	4- 2				
4- 8	0- 1	0- 1	AWAY	0- 0	0- 3	4- 3				
0- 0	0- 0	0- 0	NEUTRAL	0- 0	0- 0	0- 0				
1- 5	0- 1	0- 1	NON-CONFERENCE	0- 0	0- 1	1- 2				
1- 0	0- 0	0- 0	HOME	0- 0	0- 0	1- 0				
0- 5	0- 1	0- 1	AWAY	0- 0	0- 1	0- 2				
0- 0	0- 0	0- 0	NEUTRAL	0- 0	0- 0	0- 0				
7- 6	0- 0	0- 0	CONFERENCE	0- 0	0- 3	7- 3				
3- 3	0- 0	0- 0	HOME	0- 0	0- 1	3- 2				
4- 3	0- 0	0- 0	AWAY	0- 0	0- 2	4- 1				
0- 0	0- 0	0- 0	NEUTRAL	0- 0	0- 0	0- 0				

RPI S	Opponent	Score	RPI S	Opponent	Score	RPI S	Opponent	Score	RPI S	Opponent	Score	Team's RPI: 214
17	A Texas A&M	46 76	45	A Tennessee	36 63				104	A SFA	41 102	
									109	H Abilene Christian	64 74	
									112	A A&M-Corpus Christi	47 67	
									144	A Tulane	38 65	
									157	H Jackson St.	57 54	
									167	H New Orleans	37 49	
									169	H Sam Houston St.	54 72	
									183	A Little Rock	48 63	
									201	A Northern Ky.	56 72	
									222	A Southeastern La.	42 63	
									229	H Lamar University	53 29	
									285	A Incarnate Word	47 37	
									291	A Nicholls St.	53 46	
									323	H Houston Baptist	63 39	
									332	A Northwestern St.	51 44	
									334	A McNeese	70 57	
									334	H McNeese	70 49	
LAST 10 Division I												
			334	H McNeese	70 49		291	A Nicholls St.	53 46			
			229	H Lamar University	53 29		104	A SFA	41 102			
			332	A Northwestern St.	51 44		169	H Sam Houston St.	54 72			
			222	A Southeastern La.	42 63		167	H New Orleans	37 49			
			109	H Abilene Christian	64 74		334	A McNeese	70 57			

Non-Div I Games: Hendrix 104 28 Central Baptist 66 43 Crowley's Ridge 82 26

Central Ark.

Average RPI Win:	312	WON-LOST	WINNING	LAST 10	STRENGTH OF	OPP. STRENGTH	TEAM	ADJ.	CONF.	ADJ CONF.
Average RPI Loss:	219	RECORD	PCT. RANK	GAMES	SCHEDULE	OF SCHEDULE	RPI	RPI	RPI	RPI
DIV. I ONLY	2- 21	343	1-9	309	332	344	344	30	30	
DIV. I NON-CONF.	1- 10	329	0	284	250	331	331	30	30	
TOTALS	RPI 1-25	RPI 26-50	W-L RECORDS	RPI 51-100	RPI 101-150	RPI 150+				
2- 21	0- 1	0- 0	OVERALL	0- 0	0- 5	2- 15				
1- 7	0- 0	0- 0	HOME	0- 0	0- 1	1- 6				
1- 14	0- 1	0- 0	AWAY	0- 0	0- 4	1- 9				
0- 0	0- 0	0- 0	NEUTRAL	0- 0	0- 0	0- 0				
1- 10	0- 1	0- 0	NON-CONFERENCE	0- 0	0- 3	1- 6				
0- 3	0- 0	0- 0	HOME	0- 0	0- 0	0- 3				
1- 7	0- 1	0- 0	AWAY	0- 0	0- 3	1- 3				
0- 0	0- 0	0- 0	NEUTRAL	0- 0	0- 0	0- 0				
1- 11	0- 0	0- 0	CONFERENCE	0- 0	0- 2	1- 9				
1- 4	0- 0	0- 0	HOME	0- 0	0- 1	1- 3				
0- 7	0- 0	0- 0	AWAY	0- 0	0- 1	0- 6				
0- 0	0- 0	0- 0	NEUTRAL	0- 0	0- 0	0- 0				

RPI 1-25				RPI 26-50				RPI 51-100				RPI 101+ Team's RPI: 344			
RPI	S	Opponent	Score	RPI	S	Opponent	Score	RPI	S	Opponent	Score	RPI	S	Opponent	Score
25	A	FGCU	60 94									102	A	Duquesne	33 72
												107	A	Buffalo	56 61
												122	A	Lehigh	51 70
												146	A	Robert Morris	42 80
												146	H	Robert Morris	56 86
												181	A	Fla. Atlantic	54 72
												202	A	Mt. St. Mary's	64 72
												206	H	Merrimack	56 65
												215	H	Brown	73 83
												217	H	UMass Lowell	54 56
												256	A	New Hampshire	59 70
												261	A	Saint Francis (PA)	68 72
												261	H	Saint Francis (PA)	52 64
												276	H	Wagner	66 63
												277	A	Pittsburgh	73 81
												296	A	Sacred Heart	58 66
												296	H	Sacred Heart	52 54
												310	H	Albany (NY)	63 73
												317	A	Bryant	47 59
												325	A	Fairleigh Dickinson	47 66
												336	A	LIU Brooklyn	61 63
												348	A	Hartford	61 54
LAST 10 Division I															
				317	A	Bryant	47 59			325	A	Fairleigh Dickinson	47 66		
				261	A	Saint Francis (PA)	68 72			202	A	Mt. St. Mary's	64 72		
				146	A	Robert Morris	42 80			336	A	LIU Brooklyn	61 63		
				296	H	Sacred Heart	52 54			206	H	Merrimack	56 65		
				276	H	Wagner	66 63			296	A	Sacred Heart	58 66		

Non-Div I Games:

Central Conn. St.

■ Loss, 
 ■ Non-Conf, 
 ■ S Site, 
 ■ Home 
 ■ A Away 
 N Neutral

Average RPI Win:	137	WON-LOST	WINNING	LAST 10	STRENGTH OF	OPP. STRENGTH	TEAM	ADJ.	CONF.	ADJ CONF.
Average RPI Loss:	59	RECORD	PCT. RANK	GAMES	SCHEDULE	OF SCHEDULE	RPI	RPI	RPI	RPI
DIV. I ONLY	18- 4	26	10-0	24	104	18	18	10	10	
DIV. I NON-CONF.	7- 4	100	0	16	87	28	28	10	10	
TOTALS	RPI 1-25	RPI 26-50	W-L RECORDS	RPI 51-100	RPI 101-150	RPI 150+				
18- 4	0- 1	0- 1	OVERALL	6- 1	4- 1	8- 0				
9- 1	0- 0	0- 0	HOME	4- 0	2- 1	3- 0				
9- 3	0- 1	0- 1	AWAY	2- 1	2- 0	5- 0				
0- 0	0- 0	0- 0	NEUTRAL	0- 0	0- 0	0- 0				
7- 4	0- 1	0- 1	NON-CONFERENCE	3- 1	2- 1	2- 0				
4- 1	0- 0	0- 0	HOME	2- 0	1- 1	1- 0				
3- 3	0- 1	0- 1	AWAY	1- 1	1- 0	1- 0				
0- 0	0- 0	0- 0	NEUTRAL	0- 0	0- 0	0- 0				
11- 0	0- 0	0- 0	CONFERENCE	3- 0	2- 0	6- 0				
5- 0	0- 0	0- 0	HOME	2- 0	1- 0	2- 0				
6- 0	0- 0	0- 0	AWAY	1- 0	1- 0	4- 0				
0- 0	0- 0	0- 0	NEUTRAL	0- 0	0- 0	0- 0				

RPI 1-25				Team's RPI: 18	RPI 26-50				RPI 51-100				RPI 101+						
RPI	S	Opponent	Score		RPI	S	Opponent	Score		RPI	S	Opponent	Score		RPI	S	Opponent	Score	
12	A	Louisville	63	76	30	A	Western Ky.	58	93	53	A	Ohio	73	71	107	A	Buffalo	98	93
										53	H	Ohio	92	90	125	A	Bethune-Cookman	92	67
										54	A	UCF	58	64	140	H	Green Bay	105	111
										62	H	Dayton	81	80	145	H	Northeastern	79	63
										64	A	South Dakota St.	79	74	147	H	Toledo	73	66
										70	H	Ball St.	66	39	165	A	Eastern Mich.	89	82
										79	H	Marist	77	54	168	A	Miami (OH)	99	87
															168	H	Miami (OH)	76	70
															173	H	Northern Ill.	66	60
															178	A	Western Mich.	80	70
															194	A	Akron	77	72
															228	H	Iona	70	50
															281	A	Oakland	65	47
LAST 10 Division I																			
168	A	Miami (OH)	99	87	165	A	Eastern Mich.	89	82										
173	H	Northern Ill.	66	60	178	A	Western Mich.	80	70										
53	H	Ohio	92	90	70	H	Ball St.	66	39										
107	A	Buffalo	98	93	168	H	Miami (OH)	76	70										
147	H	Toledo	73	66	53	A	Ohio	73	71										

Non-Div I Games:

Central Mich.

Average RPI Win:	244	WON-LOST	WINNING	LAST 10	STRENGTH OF	OPP. STRENGTH	TEAM	ADJ.	CONF.	ADJ CONF.
Average RPI Loss:	217	RECORD	PCT. RANK	GAMES	SCHEDULE	OF SCHEDULE	RPI	RPI	RPI	RPI
DIV. I ONLY	1- 19	345	1-9	232	348	341	341	25	25	
DIV. I NON-CONF.	0- 7	338	0	214	336	340	340	27	27	
TOTALS	RPI 1-25	RPI 26-50	W-L RECORDS	RPI 51-100	RPI 101-150	RPI 150+				
1- 19	0- 1	0- 0	OVERALL	0- 1	0- 2	1- 15				
0- 10	0- 0	0- 0	HOME	0- 0	0- 1	0- 9				
1- 9	0- 1	0- 0	AWAY	0- 1	0- 1	1- 6				
0- 0	0- 0	0- 0	NEUTRAL	0- 0	0- 0	0- 0				
0- 7	0- 1	0- 0	NON-CONFERENCE	0- 1	0- 1	0- 4				
0- 4	0- 0	0- 0	HOME	0- 0	0- 1	0- 3				
0- 3	0- 1	0- 0	AWAY	0- 1	0- 0	0- 1				
0- 0	0- 0	0- 0	NEUTRAL	0- 0	0- 0	0- 0				
1- 12	0- 0	0- 0	CONFERENCE	0- 0	0- 1	1- 11				
0- 6	0- 0	0- 0	HOME	0- 0	0- 0	0- 6				
1- 6	0- 0	0- 0	AWAY	0- 0	0- 1	1- 5				
0- 0	0- 0	0- 0	NEUTRAL	0- 0	0- 0	0- 0				

RPI 1-25				RPI 26-50				RPI 51-100				RPI 101+ Team's RPI: 341			
RPI	S	Opponent	Score	RPI	S	Opponent	Score	RPI	S	Opponent	Score	RPI	S	Opponent	Score
24	A	Florida St.	36 88					77	A	North Carolina	54 85	117	A	Campbell	36 61
												125	H	Bethune-Cookman	41 81
												170	H	Hampton	59 64
												188	H	High Point	70 84
												211	H	North Dakota	57 73
												213	A	Radford	35 72
												213	H	Radford	40 64
												221	A	Gardner-Webb	45 67
												221	H	Gardner-Webb	52 79
												244	A	UNC Asheville	60 48
												252	H	Col. of Charleston	70 79
												253	A	Winthrop	46 56
												253	H	Winthrop	53 58
												259	A	Longwood	64 84
												304	H	Presbyterian	46 67
												335	A	USC Upstate	53 70
												337	A	Western Caro.	64 69
												346	H	South Carolina St.	75 81
LAST 10 Division I															
213	H	Radford	40 64	117	A	Campbell	36 61								
253	A	Winthrop	46 56	170	H	Hampton	59 64								
221	A	Gardner-Webb	45 67	244	A	UNC Asheville	60 48								
304	H	Presbyterian	46 67	188	H	High Point	70 84								
253	H	Winthrop	53 58	259	A	Longwood	64 84								

Non-Div I Games: Columbia (SC) 76 59 Virginia-Lynchburg 92 55

Charleston So.

Loss, Non-Conf, S Site, H Home A Away N Neutral

Average RPI Win:	<b>198</b>	WON-LOST	WINNING	LAST 10	STRENGTH OF	OPP. STRENGTH	TEAM	ADJ.	CONF.	ADJ CONF.
Average RPI Loss:	<b>91</b>	RECORD	PCT. RANK	GAMES	SCHEDULE	OF SCHEDULE	RPI	RPI	RPI	RPI
DIV. I ONLY	<b>15- 7</b>	<b>65</b>	<b>5-5</b>	<b>144</b>	<b>109</b>	<b>76</b>	<b>76</b>	<b>13</b>	<b>13</b>	
DIV. I NON-CONF.	<b>9- 2</b>	<b>38</b>	<b>0</b>	<b>170</b>	<b>77</b>	<b>54</b>	<b>54</b>	<b>14</b>	<b>14</b>	
TOTALS	RPI 1-25	RPI 26-50	W-L RECORDS	RPI 51-100	RPI 101-150	RPI 150+				
15- 7	0- 0	0- 3	OVERALL	1- 2	5- 0	9- 2				
7- 2	0- 0	0- 1	HOME	0- 1	1- 0	6- 0				
6- 5	0- 0	0- 2	AWAY	0- 1	3- 0	3- 2				
2- 0	0- 0	0- 0	NEUTRAL	1- 0	1- 0	0- 0				
9- 2	0- 0	0- 1	NON-CONFERENCE	1- 1	4- 0	4- 0				
4- 1	0- 0	0- 0	HOME	0- 1	1- 0	3- 0				
3- 1	0- 0	0- 1	AWAY	0- 0	2- 0	1- 0				
2- 0	0- 0	0- 0	NEUTRAL	1- 0	1- 0	0- 0				
6- 5	0- 0	0- 2	CONFERENCE	0- 1	1- 0	5- 2				
3- 1	0- 0	0- 1	HOME	0- 0	0- 0	3- 0				
3- 4	0- 0	0- 1	AWAY	0- 1	1- 0	2- 2				
0- 0	0- 0	0- 0	NEUTRAL	0- 0	0- 0	0- 0				

RPI 1-25				RPI 26-50				RPI 51-100				Team's RPI: 76	RPI 101+			
RPI	S	Opponent	Score	RPI	S	Opponent	Score	RPI	S	Opponent	Score		RPI	S	Opponent	Score
				28	A	Kentucky	39 86	60	A	Middle Tenn.	59 83		110	A	UAB	83 75
				30	H	Western Ky.	56 60	77	N	Boston College	84 68		116	A	Wake Forest	77 65
				32	A	Old Dominion	51 54	97	H	Fordham	51 76		120	A	Davidson	75 64
													130	H	Richmond	78 59
													144	N	Tulane	60 56
													181	A	Fla. Atlantic	44 65
													190	H	Delaware	61 57
													212	A	UTEP	76 82
													218	H	Southern Miss.	63 59
													221	H	Gardner-Webb	74 49
													242	H	Louisiana Tech	55 37
													247	H	Marshall	52 46
													262	A	East Carolina	59 47
													286	A	FIU	64 50
													299	A	UTSA	67 47
													314	H	UMES	64 44
LAST 10 Division I																
				299	A	UTSA	67 47	181	A	Fla. Atlantic	44 65					
				212	A	UTEP	76 82	30	H	Western Ky.	56 60					
				218	H	Southern Miss.	63 59	247	H	Marshall	52 46					
				242	H	Louisiana Tech	55 37	32	A	Old Dominion	51 54					
				286	A	FIU	64 50	60	A	Middle Tenn.	59 83					

Non-Div I Games:

Charlotte



# Chattanooga

Through Games Of Feb. 9, 2020

Average RPI Win:	222	WON-LOST	WINNING	LAST 10	STRENGTH OF	OPP. STRENGTH	TEAM	ADJ.	CONF.	ADJ CONF.
Average RPI Loss:	135	RECORD	PCT. RANK	GAMES	SCHEDULE	OF SCHEDULE	RPI	RPI	RPI	RPI
DIV. I ONLY	6- 17	300	5-5	88	177	234	234	26	26	
DIV. I NON-CONF.	1- 13	337	0-1	14	88	214	214	22	22	
TOTALS	RPI 1-25	RPI 26-50	W-L RECORDS	RPI 51-100	RPI 101-150	RPI 150+				
6- 17	0- 2	0- 1	OVERALL	0- 6	1- 0	5- 8				
3- 7	0- 0	0- 1	HOME	0- 2	0- 0	3- 4				
3- 10	0- 2	0- 0	AWAY	0- 4	1- 0	2- 4				
0- 0	0- 0	0- 0	NEUTRAL	0- 0	0- 0	0- 0				
1- 13	0- 2	0- 1	NON-CONFERENCE	0- 6	1- 0	0- 4				
0- 6	0- 0	0- 1	HOME	0- 2	0- 0	0- 3				
1- 7	0- 2	0- 0	AWAY	0- 4	1- 0	0- 1				
0- 0	0- 0	0- 0	NEUTRAL	0- 0	0- 0	0- 0				
5- 4	0- 0	0- 0	CONFERENCE	0- 0	0- 0	5- 4				
3- 1	0- 0	0- 0	HOME	0- 0	0- 0	3- 1				
2- 3	0- 0	0- 0	AWAY	0- 0	0- 0	2- 3				
0- 0	0- 0	0- 0	NEUTRAL	0- 0	0- 0	0- 0				

RPI S	Opponent	Score	RPI S	Opponent	Score	RPI S	Opponent	Score	RPI S	Opponent	Score	Team's RPI: 234
12	A Louisville	37 86	40	H Purdue	34 66	53	H Ohio	58 70	108	A Liberty	71 54	
13	A NC State	38 74				57	A Belmont	50 63	153	A UNC Greensboro	41 49	
						58	H Troy	51 90	153	H UNC Greensboro	74 59	
						64	A South Dakota St.	56 71	170	H Hampton	55 84	
						68	A UT Martin	51 78	175	A Samford	46 60	
						82	A Cincinnati	53 72	195	H Austin Peay	49 50	
									196	H Furman	60 52	
									233	H Northern Colo.	42 59	
									265	H Wofford	80 76	
									270	A ETSU	91 82	
									271	A Eastern Ky.	65 71	
									318	A Mercer	48 55	
									337	A Western Caro.	59 52	
									337	H Western Caro.	53 61	
LAST 10 Division I												
337	H Western Caro.	53 61	196	H Furman	60 52							
153	H UNC Greensboro	74 59	265	H Wofford	80 76							
270	A ETSU	91 82	153	A UNC Greensboro	41 49							
318	A Mercer	48 55	337	A Western Caro.	59 52							
175	A Samford	46 60	53	H Ohio	58 70							

Non-Div I Games:

Chattanooga

Loss, Non-Conf, S Site, H Home A Away N Neutral

Average RPI Win:	216	WON-LOST	WINNING	LAST 10	STRENGTH OF	OPP. STRENGTH	TEAM	ADJ.	CONF.	ADJ CONF.
Average RPI Loss:	240	RECORD	PCT. RANK	GAMES	SCHEDULE	OF SCHEDULE	RPI	RPI	RPI	RPI
DIV. I ONLY	1- 22	349	1-9	331	327	350	350	31	31	
DIV. I NON-CONF.	0- 13	338	0	268	284	344	344	32	32	
TOTALS	RPI 1-25	RPI 26-50	W-L RECORDS	RPI 51-100	RPI 101-150	RPI 150+				
1- 22	0- 1	0- 0	OVERALL	0- 0	0- 3	1- 18				
0- 9	0- 1	0- 0	HOME	0- 0	0- 2	0- 6				
1- 12	0- 0	0- 0	AWAY	0- 0	0- 1	1- 11				
0- 1	0- 0	0- 0	NEUTRAL	0- 0	0- 0	0- 1				
0- 13	0- 1	0- 0	NON-CONFERENCE	0- 0	0- 3	0- 9				
0- 6	0- 1	0- 0	HOME	0- 0	0- 2	0- 3				
0- 6	0- 0	0- 0	AWAY	0- 0	0- 1	0- 5				
0- 1	0- 0	0- 0	NEUTRAL	0- 0	0- 0	0- 1				
1- 9	0- 0	0- 0	CONFERENCE	0- 0	0- 0	1- 9				
0- 3	0- 0	0- 0	HOME	0- 0	0- 0	0- 3				
1- 6	0- 0	0- 0	AWAY	0- 0	0- 0	1- 6				
0- 0	0- 0	0- 0	NEUTRAL	0- 0	0- 0	0- 0				

RPI	S	Opponent	Score	RPI	S	Opponent	Score	RPI	S	Opponent	Score	RPI	S	Opponent	Score	Team's RPI: 350
21	H	Arizona	50 82									126	A	UT Arlington	53 84	
												136	H	Loyola Chicago	53 98	
												140	H	Green Bay	46 102	
												171	A	Illinois	66 96	
												178	A	Western Mich.	69 90	
												184	A	Valparaiso	49 95	
												209	H	Western Ill.	78 88	
												216	A	CSU Bakersfield	60 58	
												219	A	UMKC	57 73	
												237	A	Grand Canyon	49 69	
												255	A	Nevada	60 80	
												272	N	UC Santa Barbara	65 96	
												281	H	Oakland	70 98	
												290	H	California Baptist	65 80	
												307	A	UTRGV	68 77	
												307	H	UTRGV	67 87	
												309	A	Seattle U	51 80	
												322	A	New Mexico St.	56 80	
												322	H	New Mexico St.	60 73	
												324	A	Utah Valley	58 89	
												327	A	Evansville	42 76	
												342	H	UIC	61 73	
LAST 10 Division I																
307	A	UTRGV	68 77	237	A	Grand Canyon	49 69									
322	A	New Mexico St.	56 80	307	H	UTRGV	67 87									
219	A	UMKC	57 73	322	H	New Mexico St.	60 73									
290	H	California Baptist	65 80	309	A	Seattle U	51 80									
216	A	CSU Bakersfield	60 58	324	A	Utah Valley	58 89									

Non-Div I Games:

Chicago St.

■ Loss, 
 ■ Non-Conf, 
 ■ S Site, 
 ■ H Home 
 ■ A Away 
 N Neutral

Average RPI Win:	172	WON-LOST	WINNING	LAST 10	STRENGTH OF	OPP. STRENGTH	TEAM	ADJ.	CONF.	ADJ CONF.
Average RPI Loss:	59	RECORD	PCT. RANK	GAMES	SCHEDULE	OF SCHEDULE	RPI	RPI	RPI	RPI
DIV. I ONLY	15- 7	65	7-3	123	56	82	82	9	9	
DIV. I NON-CONF.	9- 4	84	1-0	235	41	142	142	9	9	
TOTALS	RPI 1-25	RPI 26-50	W-L RECORDS	RPI 51-100	RPI 101-150	RPI 150+				
15- 7	0- 2	0- 1	OVERALL	5- 3	1- 1	9- 0				
11- 2	0- 0	0- 1	HOME	5- 1	0- 0	6- 0				
4- 3	0- 1	0- 0	AWAY	0- 1	1- 1	3- 0				
0- 2	0- 1	0- 0	NEUTRAL	0- 1	0- 0	0- 0				
9- 4	0- 1	0- 1	NON-CONFERENCE	2- 2	1- 0	6- 0				
7- 2	0- 0	0- 1	HOME	2- 1	0- 0	5- 0				
2- 0	0- 0	0- 0	AWAY	0- 0	1- 0	1- 0				
0- 2	0- 1	0- 0	NEUTRAL	0- 1	0- 0	0- 0				
6- 3	0- 1	0- 0	CONFERENCE	3- 1	0- 1	3- 0				
4- 0	0- 0	0- 0	HOME	3- 0	0- 0	1- 0				
2- 3	0- 1	0- 0	AWAY	0- 1	0- 1	2- 0				
0- 0	0- 0	0- 0	NEUTRAL	0- 0	0- 0	0- 0				

RPI 1-25				RPI 26-50				RPI 51-100				RPI 101+			
RPI	S	Opponent	Score	RPI	S	Opponent	Score	RPI	S	Opponent	Score	RPI	S	Opponent	Score
6	N	Iowa	61 69	26	H	Ohio St.	73 78	54	H	UCF	81 64	114	A	VCU	58 56
7	A	UConn	50 80					67	A	South Fla.	68 76	144	A	Tulane	59 64
								67	H	South Fla.	60 55	154	H	Houston	85 66
								70	H	Ball St.	63 56	161	A	Memphis	73 66
								71	N	Bucknell	48 56	168	H	Miami (OH)	98 68
								73	H	Temple	86 81	230	A	SMU	73 58
								90	H	Saint Louis	50 60	234	H	Chattanooga	72 53
								92	H	Utah	68 62	263	A	Xavier	85 78
												273	H	Alabama A&M	62 47
												277	H	Pittsburgh	69 53
												343	H	Coppin St.	86 40
LAST 10 Division I															
230	A	SMU	73 58	144	A	Tulane	59 64								
67	H	South Fla.	60 55	54	H	UCF	81 64								
7	A	UConn	50 80	161	A	Memphis	73 66								
73	H	Temple	86 81	67	A	South Fla.	68 76								
154	H	Houston	85 66	343	H	Coppin St.	86 40								

Non-Div I Games:

Cincinnati

■ Loss, 
■ Non-Conf, S Site, 
■ Home 
■ Away 
N Neutral

Average RPI Win:	226	WON-LOST	WINNING	LAST 10	STRENGTH OF	OPP. STRENGTH	TEAM	ADJ.	CONF.	ADJ CONF.
Average RPI Loss:	75	RECORD	PCT. RANK	GAMES	SCHEDULE	OF SCHEDULE	RPI	RPI	RPI	RPI
DIV. I ONLY	7- 17	287	2-8	57	47	197	197	5	5	
DIV. I NON-CONF.	4- 7	225	0	133	137	226	226	3	3	
TOTALS	RPI 1-25	RPI 26-50	W-L RECORDS	RPI 51-100	RPI 101-150	RPI 150+				
7- 17	0- 6	1- 1	OVERALL	0- 6	1- 2	5- 2				
4- 8	0- 4	1- 0	HOME	0- 2	0- 1	3- 1				
2- 8	0- 1	0- 1	AWAY	0- 4	1- 1	1- 1				
1- 1	0- 1	0- 0	NEUTRAL	0- 0	0- 0	1- 0				
4- 7	0- 3	0- 0	NON-CONFERENCE	0- 1	0- 1	4- 2				
2- 4	0- 1	0- 0	HOME	0- 1	0- 1	2- 1				
1- 2	0- 1	0- 0	AWAY	0- 0	0- 0	1- 1				
1- 1	0- 1	0- 0	NEUTRAL	0- 0	0- 0	1- 0				
3- 10	0- 3	1- 1	CONFERENCE	0- 5	1- 1	1- 0				
2- 4	0- 3	1- 0	HOME	0- 1	0- 0	1- 0				
1- 6	0- 0	0- 1	AWAY	0- 4	1- 1	0- 0				
0- 0	0- 0	0- 0	NEUTRAL	0- 0	0- 0	0- 0				

RPI	S	Opponent	Score	RPI	S	Opponent	Score	RPI	S	Opponent	Score	RPI	S	Opponent	Score	Team's RPI: 197
2	H	South Carolina	48 84	33	A	Virginia Tech	50 71	51	A	Virginia	54 70	103	A	Notre Dame	71 55	
3	N	Maryland	44 63	36	H	Duke	62 58	65	H	Alabama	54 67	116	A	Wake Forest	58 63	
6	A	Iowa	60 74					74	A	Miami (FL)	64 68	139	H	N.C. A&T	74 82	
12	H	Louisville	50 75					77	A	North Carolina	72 86	196	H	Furman	77 71	
13	H	NC State	60 79					77	H	Boston College	68 70	204	A	Penn St.	55 68	
24	H	Florida St.	64 81					89	A	Georgia Tech	47 49	277	H	Pittsburgh	75 67	
												297	H	Navy	52 65	
												318	A	Mercer	65 61	
												319	N	Alcorn	77 46	
												331	H	Alabama St.	76 43	
LAST 10 Division I																
77	H	Boston College	68 70	74	A	Miami (FL)	64 68									
51	A	Virginia	54 70	36	H	Duke	62 58									
77	A	North Carolina	72 86	277	H	Pittsburgh	75 67									
13	H	NC State	60 79	89	A	Georgia Tech	47 49									
33	A	Virginia Tech	50 71	116	A	Wake Forest	58 63									

Non-Div I Games:

Clemson

■ Loss, 
■ Non-Conf, 
■ S Site, 
■ H Home 
■ A Away 
N Neutral

Average RPI Win:	277	WON-LOST	WINNING	LAST 10	STRENGTH OF	OPP. STRENGTH	TEAM	ADJ.	CONF.	ADJ CONF.
Average RPI Loss:	163	RECORD	PCT. RANK	GAMES	SCHEDULE	OF SCHEDULE	RPI	RPI	RPI	RPI
DIV. I ONLY	15- 7	65	6-4	347	253	191	191	22	22	
DIV. I NON-CONF.	8- 1	26	0	350	228	171	171	19	19	
TOTALS	RPI 1-25	RPI 26-50	W-L RECORDS	RPI 51-100	RPI 101-150	RPI 150+				
15- 7	0- 0	0- 0	OVERALL	0- 2	0- 1	15- 4				
5- 3	0- 0	0- 0	HOME	0- 1	0- 1	5- 1				
10- 4	0- 0	0- 0	AWAY	0- 1	0- 0	10- 3				
0- 0	0- 0	0- 0	NEUTRAL	0- 0	0- 0	0- 0				
8- 1	0- 0	0- 0	NON-CONFERENCE	0- 0	0- 0	8- 1				
1- 0	0- 0	0- 0	HOME	0- 0	0- 0	1- 0				
7- 1	0- 0	0- 0	AWAY	0- 0	0- 0	7- 1				
0- 0	0- 0	0- 0	NEUTRAL	0- 0	0- 0	0- 0				
7- 6	0- 0	0- 0	CONFERENCE	0- 2	0- 1	7- 3				
4- 3	0- 0	0- 0	HOME	0- 1	0- 1	4- 1				
3- 3	0- 0	0- 0	AWAY	0- 1	0- 0	3- 2				
0- 0	0- 0	0- 0	NEUTRAL	0- 0	0- 0	0- 0				

RPI S	Opponent	Score	RPI S	Opponent	Score	RPI S	Opponent	Score	RPI S	Opponent	Score	Team's RPI: 191
						55	A IUPUI	48 58	140	H Green Bay	54 74	
						55	H IUPUI	53 78	156	A Wright St.	62 78	
									156	H Wright St.	73 75	
									194	H Akron	66 62	
									201	A Northern Ky.	73 68	
									201	H Northern Ky.	66 62	
									235	H Milwaukee	58 49	
									246	H Youngstown St.	60 52	
									249	A Bowling Green	62 89	
									264	A Delaware St.	57 49	
									270	A ETSU	62 54	
									281	A Oakland	79 58	
									283	A St. Bonaventure	65 62	
									303	A Omaha	79 66	
									316	A Hofstra	61 51	
									328	A Detroit Mercy	59 70	
									336	A LIU Brooklyn	79 49	
									337	A Western Caro.	68 61	
									342	A UIC	83 43	
									342	H UIC	84 44	
LAST 10 Division I												
			156	H Wright St.	73 75		235	H Milwaukee	58 49			
			201	H Northern Ky.	66 62		281	A Oakland	79 58			
			342	A UIC	83 43		328	A Detroit Mercy	59 70			
			55	A IUPUI	48 58		246	H Youngstown St.	60 52			
			140	H Green Bay	54 74		201	A Northern Ky.	73 68			

Non-Div I Games: Davis &amp; Elkins 110 41 Lake Erie 95 49

Cleveland St.

■ Loss, 
 ■ Non-Conf, 
 ■ S Site, 
 ■ Home 
 ■ A Away 
 N Neutral

Average RPI Win:	245	WON-LOST	WINNING	LAST 10	STRENGTH OF	OPP. STRENGTH	TEAM	ADJ.	CONF.	ADJ CONF.
Average RPI Loss:	142	RECORD	PCT. RANK	GAMES	SCHEDULE	OF SCHEDULE	RPI	RPI	RPI	RPI
DIV. I ONLY	17- 3	19	9-1	325	229	98	98	21	21	
DIV. I NON-CONF.	8- 1	26	0	343	296	157	157	20	20	
TOTALS	RPI 1-25	RPI 26-50	W-L RECORDS	RPI 51-100	RPI 101-150	RPI 150+				
17- 3	0- 0	0- 0	OVERALL	0- 1	3- 1	14- 1				
8- 1	0- 0	0- 0	HOME	0- 0	1- 1	7- 0				
8- 2	0- 0	0- 0	AWAY	0- 1	1- 0	7- 1				
1- 0	0- 0	0- 0	NEUTRAL	0- 0	1- 0	0- 0				
8- 1	0- 0	0- 0	NON-CONFERENCE	0- 0	1- 1	7- 0				
4- 1	0- 0	0- 0	HOME	0- 0	0- 1	4- 0				
3- 0	0- 0	0- 0	AWAY	0- 0	0- 0	3- 0				
1- 0	0- 0	0- 0	NEUTRAL	0- 0	1- 0	0- 0				
9- 2	0- 0	0- 0	CONFERENCE	0- 1	2- 0	7- 1				
4- 0	0- 0	0- 0	HOME	0- 0	1- 0	3- 0				
5- 2	0- 0	0- 0	AWAY	0- 1	1- 0	4- 1				
0- 0	0- 0	0- 0	NEUTRAL	0- 0	0- 0	0- 0				

RPI S	Opponent	Score	RPI S	Opponent	Score	RPI S	Opponent	Score	RPI S	Opponent	Score
						58	A Troy	77 84			
									126	A UT Arlington	80 62
									126	H UT Arlington	62 56
									130	H Richmond	67 79
									137	N Elon	76 65
									153	H UNC Greensboro	63 54
									183	A Little Rock	68 48
									226	H George Mason	74 59
									236	A South Alabama	71 62
									238	A Arkansas St.	61 63
									250	A Appalachian St.	80 53
									260	A UNCW	62 43
									265	A Wofford	78 73
									293	A Texas St.	69 59
									293	H Texas St.	75 67
									298	H Ga. Southern	66 59
									315	H Georgia St.	87 45
									326	H Ark.-Pine Bluff	76 69
									337	A Western Caro.	66 43
									346	H South Carolina St.	85 44
LAST 10 Division I											
			126	A UT Arlington	80 62		250	A Appalachian St.	80 53		
			293	A Texas St.	69 59		183	A Little Rock	68 48		
			315	H Georgia St.	87 45		126	H UT Arlington	62 56		
			298	H Ga. Southern	66 59		293	H Texas St.	75 67		
			238	A Arkansas St.	61 63		236	A South Alabama	71 62		

Non-Div I Games: UNC Pembroke 86 44 Wesleyan (GA) 132 32

Coastal Caro.

Loss, Non-Conf, S Site, H Home A Away N Neutral

Average RPI Win:	261	WON-LOST	WINNING	LAST 10	STRENGTH OF	OPP. STRENGTH	TEAM	ADJ.	CONF.	ADJ CONF.
Average RPI Loss:	154	RECORD	PCT. RANK	GAMES	SCHEDULE	OF SCHEDULE	RPI	RPI	RPI	RPI
DIV. I ONLY	10- 11	192	3-7	308	237	252	252	14	14	
DIV. I NON-CONF.	6- 4	123	0	345	343	265	265	13	13	
TOTALS	RPI 1-25	RPI 26-50	W-L RECORDS	RPI 51-100	RPI 101-150	RPI 150+				
10- 11	0- 0	0- 1	OVERALL	1- 0	0- 6	9- 4				
5- 6	0- 0	0- 1	HOME	1- 0	0- 2	4- 3				
5- 5	0- 0	0- 0	AWAY	0- 0	0- 4	5- 1				
0- 0	0- 0	0- 0	NEUTRAL	0- 0	0- 0	0- 0				
6- 4	0- 0	0- 0	NON-CONFERENCE	0- 0	0- 1	6- 3				
2- 2	0- 0	0- 0	HOME	0- 0	0- 0	2- 2				
4- 2	0- 0	0- 0	AWAY	0- 0	0- 1	4- 1				
0- 0	0- 0	0- 0	NEUTRAL	0- 0	0- 0	0- 0				
4- 7	0- 0	0- 1	CONFERENCE	1- 0	0- 5	3- 1				
3- 4	0- 0	0- 1	HOME	1- 0	0- 2	2- 1				
1- 3	0- 0	0- 0	AWAY	0- 0	0- 3	1- 0				
0- 0	0- 0	0- 0	NEUTRAL	0- 0	0- 0	0- 0				

RPI S	Opponent	Score	RPI S	Opponent	Score	RPI S	Opponent	Score	RPI S	Opponent	Score	Team's RPI: 252
44	H James Madison	53 87	56	H Drexel	73 59	116	A Wake Forest	50 106				
						124	A William & Mary	60 85				
						124	H William & Mary	74 80				
						137	A Elon	48 90				
						137	H Elon	57 85				
						145	A Northeastern	68 72				
						153	H UNC Greensboro	56 69				
						182	H Towson	62 79				
						188	A High Point	79 70				
						190	H Delaware	84 73				
						226	H George Mason	61 72				
						253	A Winthrop	84 73				
						260	H UNCW	67 63				
						304	A Presbyterian	54 58				
						316	A Hofstra	63 60				
						320	H N.C. Central	85 78				
						337	H Western Caro.	73 62				
						341	A Charleston So.	79 70				
						346	A South Carolina St.	76 55				
LAST 10 Division I												
137	H Elon	57 85	44	H James Madison	53 87							
124	H William & Mary	74 80	182	H Towson	62 79							
316	A Hofstra	63 60	124	A William & Mary	60 85							
145	A Northeastern	68 72	137	A Elon	48 90							
260	H UNCW	67 63	190	H Delaware	84 73							

Non-Div I Games: Coker 82 57

Col. of Charleston

■ Loss, 
 ■ Non-Conf, 
 ■ S Site, 
 ■ H Home 
 ■ A Away 
 N Neutral

Average RPI Win:	229	WON-LOST	WINNING	LAST 10	STRENGTH OF	OPP. STRENGTH	TEAM	ADJ.	CONF.	ADJ CONF.
Average RPI Loss:	97	RECORD	PCT. RANK	GAMES	SCHEDULE	OF SCHEDULE	RPI	RPI	RPI	RPI
DIV. I ONLY	16- 6	51	8-2	229	148	84	84	15	15	
DIV. I NON-CONF.	8- 3	68	0	213	158	71	71	16	16	
TOTALS	RPI 1-25	RPI 26-50	W-L RECORDS	RPI 51-100	RPI 101-150	RPI 150+				
16- 6	0- 1	1- 0	OVERALL	0- 3	3- 0	12- 2				
10- 0	0- 0	1- 0	HOME	0- 0	1- 0	8- 0				
6- 6	0- 1	0- 0	AWAY	0- 3	2- 0	4- 2				
0- 0	0- 0	0- 0	NEUTRAL	0- 0	0- 0	0- 0				
8- 3	0- 1	1- 0	NON-CONFERENCE	0- 2	1- 0	6- 0				
5- 0	0- 0	1- 0	HOME	0- 0	0- 0	4- 0				
3- 3	0- 1	0- 0	AWAY	0- 2	1- 0	2- 0				
0- 0	0- 0	0- 0	NEUTRAL	0- 0	0- 0	0- 0				
8- 3	0- 0	0- 0	CONFERENCE	0- 1	2- 0	6- 2				
5- 0	0- 0	0- 0	HOME	0- 0	1- 0	4- 0				
3- 3	0- 0	0- 0	AWAY	0- 1	1- 0	2- 2				
0- 0	0- 0	0- 0	NEUTRAL	0- 0	0- 0	0- 0				

RPI 1-25				RPI 26-50				RPI 51-100				Team's RPI: 84	RPI 101+			
RPI	S	Opponent	Score	RPI	S	Opponent	Score	RPI	S	Opponent	Score		RPI	S	Opponent	Score
16	A	Northwestern	44 73	41	H	Yale	70 67	65	A	Alabama	52 72		134	A	Cornell	62 58
								71	A	Bucknell	43 66		141	H	Holy Cross	71 60
								90	A	Saint Louis	51 61		150	A	Boston U.	70 61
													160	A	Lafayette	39 55
													160	H	Lafayette	73 52
													177	A	American	61 63
													177	H	American	63 62
													217	H	UMass Lowell	73 51
													251	A	Loyola Maryland	76 74
													269	H	Niagara	85 72
													274	H	Siena	88 51
													276	H	Wagner	74 58
													297	A	Navy	65 53
													297	H	Navy	80 55
													301	H	Army West Point	100 93
													333	A	NJIT	79 52
													339	A	Canisius	90 69
LAST 10 Division I																
				297	A	Navy	65 53					150	A	Boston U.	70 61	
				141	H	Holy Cross	71 60					160	H	Lafayette	73 52	
				160	A	Lafayette	39 55					297	H	Navy	80 55	
				177	H	American	63 62					251	A	Loyola Maryland	76 74	
				71	A	Bucknell	43 66					301	H	Army West Point	100 93	

Non-Div I Games:

Colgate

■ Loss, 
 ■ Non-Conf, 
 ■ S Site, 
 ■ H Home 
 ■ A Away 
 N Neutral



Colorado

Through Games Of Feb. 9, 2020

Average RPI Win: <b>188</b>	WON-LOST	WINNING	LAST 10	STRENGTH OF	OPP. STRENGTH	TEAM	ADJ.	CONF.	ADJ CONF.
Average RPI Loss: <b>40</b>	RECORD	PCT. RANK	GAMES	SCHEDULE	OF SCHEDULE	RPI	RPI	RPI	RPI
DIV. I ONLY	14- 9	103	2-8	81	25	66	66	1	1
DIV. I NON-CONF.	11- 0	1	0	298	186	53	53	1	1
TOTALS	RPI 1-25	RPI 26-50	W-L RECORDS	RPI 51-100	RPI 101-150	RPI 150+			
14- 9	0- 6	0- 0	OVERALL	2- 2	5- 1	7- 0			
7- 4	0- 3	0- 0	HOME	1- 1	2- 0	4- 0			
6- 5	0- 3	0- 0	AWAY	1- 1	2- 1	3- 0			
1- 0	0- 0	0- 0	NEUTRAL	0- 0	1- 0	0- 0			
11- 0	0- 0	0- 0	NON-CONFERENCE	0- 0	4- 0	7- 0			
6- 0	0- 0	0- 0	HOME	0- 0	2- 0	4- 0			
4- 0	0- 0	0- 0	AWAY	0- 0	1- 0	3- 0			
1- 0	0- 0	0- 0	NEUTRAL	0- 0	1- 0	0- 0			
3- 9	0- 6	0- 0	CONFERENCE	2- 2	1- 1	0- 0			
1- 4	0- 3	0- 0	HOME	1- 1	0- 0	0- 0			
2- 5	0- 3	0- 0	AWAY	1- 1	1- 1	0- 0			
0- 0	0- 0	0- 0	NEUTRAL	0- 0	0- 0	0- 0			

RPI S Opponent Score	RPI S Opponent Score	RPI S Opponent Score	RPI S Opponent Score
1 <b>A</b> Oregon 46 <b>104</b>		81 <b>H</b> Southern California 66 53	110 <b>N</b> UAB 77 69
1 <b>H</b> Oregon 53 <b>101</b>		92 <b>A</b> Utah 80 70	113 <b>H</b> Texas Southern 74 50
5 <b>H</b> UCLA 62 <b>65</b>		92 <b>H</b> Utah 69 <b>84</b>	128 <b>H</b> Wisconsin 74 57
10 <b>A</b> Stanford 68 <b>76</b>		93 <b>A</b> Washington St. 59 <b>69</b>	132 <b>A</b> Washington 52 <b>61</b>
14 <b>A</b> Oregon St. 60 <b>72</b>			135 <b>A</b> California 62 50
14 <b>H</b> Oregon St. 52 <b>79</b>			144 <b>A</b> Tulane 62 52
			185 <b>H</b> Jacksonville 66 44
			205 <b>A</b> Wyoming 66 56
			263 <b>A</b> Xavier 62 53
			268 <b>A</b> Colorado St. 79 75
			282 <b>H</b> Indiana St. 59 46
			294 <b>H</b> Denver 96 70
			333 <b>H</b> NJIT 80 57
LAST 10 Division I			
132 <b>A</b> Washington 52 <b>61</b>	10 <b>A</b> Stanford 68 <b>76</b>		
93 <b>A</b> Washington St. 59 <b>69</b>	92 <b>H</b> Utah 69 <b>84</b>		
1 <b>H</b> Oregon 53 <b>101</b>	5 <b>H</b> UCLA 62 <b>65</b>		
14 <b>H</b> Oregon St. 52 <b>79</b>	81 <b>H</b> Southern California 66 53		
135 <b>A</b> California 62 50	14 <b>A</b> Oregon St. 60 <b>72</b>		

Non-Div I Games:

Colorado

**Loss**, **Non-Conf**, **S Site**, **H Home** **A Away** **N Neutral**

Average RPI Win:	276	WON-LOST	WINNING	LAST 10	STRENGTH OF	OPP. STRENGTH	TEAM	ADJ.	CONF.	ADJ CONF.
Average RPI Loss:	148	RECORD	PCT. RANK	GAMES	SCHEDULE	OF SCHEDULE	RPI	RPI	RPI	RPI
DIV. I ONLY	8- 13	242	4-6	225	248	268	268	17	17	
DIV. I NON-CONF.	4- 5	195	0	306	271	284	284	23	23	
TOTALS	RPI 1-25	RPI 26-50	W-L RECORDS	RPI 51-100	RPI 101-150	RPI 150+				
8- 13	0- 0	0- 1	OVERALL	0- 3	0- 2	8- 7				
6- 5	0- 0	0- 0	HOME	0- 2	0- 1	6- 2				
2- 8	0- 0	0- 1	AWAY	0- 1	0- 1	2- 5				
0- 0	0- 0	0- 0	NEUTRAL	0- 0	0- 0	0- 0				
4- 5	0- 0	0- 1	NON-CONFERENCE	0- 1	0- 1	4- 2				
3- 2	0- 0	0- 0	HOME	0- 1	0- 0	3- 1				
1- 3	0- 0	0- 1	AWAY	0- 0	0- 1	1- 1				
0- 0	0- 0	0- 0	NEUTRAL	0- 0	0- 0	0- 0				
4- 8	0- 0	0- 0	CONFERENCE	0- 2	0- 1	4- 5				
3- 3	0- 0	0- 0	HOME	0- 1	0- 1	3- 1				
1- 5	0- 0	0- 0	AWAY	0- 1	0- 0	1- 4				
0- 0	0- 0	0- 0	NEUTRAL	0- 0	0- 0	0- 0				

RPI 1-25				RPI 26-50				RPI 51-100				RPI 101+				Team's RPI: 268
RPI	S	Opponent	Score	RPI	S	Opponent	Score	RPI	S	Opponent	Score	RPI	S	Opponent	Score	
				45	A	Tennessee	41 79	59	A	Fresno St.	53 55	121	A	Idaho	54 61	
								59	H	Fresno St.	61 79	123	H	Boise St.	69 72	
								66	H	Colorado	75 79	151	H	San Jose St.	53 58	
												173	H	Northern Ill.	75 80	
												176	A	UNLV	52 56	
												193	A	New Mexico	62 73	
												205	A	Wyoming	56 49	
												233	A	Northern Colo.	75 58	
												245	A	Tulsa	55 61	
												255	A	Nevada	63 74	
												255	H	Nevada	75 70	
												257	A	San Diego St.	49 59	
												278	H	Utah St.	56 55	
												285	H	Incarnate Word	75 47	
												287	H	UC Riverside	52 40	
												313	H	Air Force	60 40	
												351	H	Mississippi Val.	65 46	
LAST 10 Division I																
				59	H	Fresno St.	61 79	313	H	Air Force	60 40					
				176	A	UNLV	52 56	193	A	New Mexico	62 73					
				255	A	Nevada	63 74	151	H	San Jose St.	53 58					
				278	H	Utah St.	56 55	205	A	Wyoming	56 49					
				59	A	Fresno St.	53 55	255	H	Nevada	75 70					

Non-Div I Games: Western St. 56 47 Chadron St. 102 51

Colorado St.

Loss, Non-Conf, S Site, H Home A Away N Neutral

Average RPI Win: <b>225</b>	WON-LOST	WINNING	LAST 10	STRENGTH OF	OPP. STRENGTH	TEAM	ADJ.	CONF.	ADJ CONF.
Average RPI Loss: <b>127</b>	RECORD	PCT. RANK	GAMES	SCHEDULE	OF SCHEDULE	RPI	RPI	RPI	RPI
DIV. I ONLY	11- 8	124	5-5	234	155	163	163	8	8
DIV. I NON-CONF.	9- 4	84	3-1	330	229	180	180	8	8
TOTALS	RPI 1-25	RPI 26-50	W-L RECORDS	RPI 51-100	RPI 101-150	RPI 150+			
11- 8	0- 1	0- 1	OVERALL	1- 1	3- 3	7- 2			
8- 2	0- 0	0- 1	HOME	1- 0	2- 0	5- 1			
3- 6	0- 1	0- 0	AWAY	0- 1	1- 3	2- 1			
0- 0	0- 0	0- 0	NEUTRAL	0- 0	0- 0	0- 0			
9- 4	0- 0	0- 0	NON-CONFERENCE	1- 0	2- 2	6- 2			
6- 1	0- 0	0- 0	HOME	1- 0	1- 0	4- 1			
3- 3	0- 0	0- 0	AWAY	0- 0	1- 2	2- 1			
0- 0	0- 0	0- 0	NEUTRAL	0- 0	0- 0	0- 0			
2- 4	0- 1	0- 1	CONFERENCE	0- 1	1- 1	1- 0			
2- 1	0- 0	0- 1	HOME	0- 0	1- 0	1- 0			
0- 3	0- 1	0- 0	AWAY	0- 1	0- 1	0- 0			
0- 0	0- 0	0- 0	NEUTRAL	0- 0	0- 0	0- 0			

RPI 1-25				RPI 26-50				RPI 51-100				RPI 101+ Team's RPI: 163			
RPI	S	Opponent	Score	RPI	S	Opponent	Score	RPI	S	Opponent	Score	RPI	S	Opponent	Score
19	A	Princeton	55 <b>77</b>	41	H	Yale	60 <b>85</b>	86	A	Penn	84 <b>86</b>	106	A	Vanderbilt	51 <b>72</b>
								97	H	Fordham	70 51	107	A	Buffalo	75 <b>82</b>
												120	H	Davidson	63 60
												134	A	Cornell	77 <b>80</b>
												134	H	Cornell	76 66
												146	A	Robert Morris	61 59
												210	H	Saint Joseph's	57 <b>71</b>
												215	H	Brown	74 60
												235	H	Milwaukee	74 46
												239	H	Georgetown	54 49
												301	A	Army West Point	71 62
												310	A	Albany (NY)	78 <b>82</b>
												318	H	Mercer	77 48
												333	H	NJIT	99 43
												340	A	Tennessee St.	75 65
LAST 10 Division I															
19	A	Princeton	55 <b>77</b>	134	H	Cornell	76 66								
86	A	Penn	84 <b>86</b>	318	H	Mercer	77 48								
215	H	Brown	74 60	340	A	Tennessee St.	75 65								
41	H	Yale	60 <b>85</b>	106	A	Vanderbilt	51 <b>72</b>								
134	A	Cornell	77 <b>80</b>	333	H	NJIT	99 43								

Non-Div I Games:

Columbia

■ Loss, 
 ■ Non-Conf, 
 S Site, 
 ■ Home 
 ■ Away 
 N Neutral

Average RPI Win:	0	WON-LOST	WINNING	LAST 10	STRENGTH OF	OPP. STRENGTH	TEAM	ADJ.	CONF.	ADJ CONF.
Average RPI Loss:	197	RECORD	PCT. RANK	GAMES	SCHEDULE	OF SCHEDULE	RPI	RPI	RPI	RPI
DIV. I ONLY	0- 22	350	0-10	205	317	343	343	29	29	
DIV. I NON-CONF.	0- 12	338	0	131	195	324	324	29	29	
TOTALS	RPI 1-25	RPI 26-50	W-L RECORDS	RPI 51-100	RPI 101-150	RPI 150+				
0- 22	0- 0	0- 3	OVERALL	0- 3	0- 3	0- 13				
0- 8	0- 0	0- 0	HOME	0- 0	0- 1	0- 7				
0- 14	0- 0	0- 3	AWAY	0- 3	0- 2	0- 6				
0- 0	0- 0	0- 0	NEUTRAL	0- 0	0- 0	0- 0				
0- 12	0- 0	0- 3	NON-CONFERENCE	0- 3	0- 1	0- 5				
0- 2	0- 0	0- 0	HOME	0- 0	0- 0	0- 2				
0- 10	0- 0	0- 3	AWAY	0- 3	0- 1	0- 3				
0- 0	0- 0	0- 0	NEUTRAL	0- 0	0- 0	0- 0				
0- 10	0- 0	0- 0	CONFERENCE	0- 0	0- 2	0- 8				
0- 6	0- 0	0- 0	HOME	0- 0	0- 1	0- 5				
0- 4	0- 0	0- 0	AWAY	0- 0	0- 1	0- 3				
0- 0	0- 0	0- 0	NEUTRAL	0- 0	0- 0	0- 0				

RPI S	Opponent	Score	RPI S	Opponent	Score	RPI S	Opponent	Score	RPI S	Opponent	Score	Team's RPI: 343
42	A South Dakota	44 82	46	A West Virginia	47 82	62	A Dayton	48 78	125	A Bethune-Cookman	51 82	
48	A Rutgers	33 107				64	A South Dakota St.	41 94	137	A George Washington	35 54	
						82	A Cincinnati	40 86	139	H N.C. A&T	38 84	
									172	H Norfolk St.	48 85	
									207	A La Salle	46 79	
									247	A Marshall	47 60	
									254	H Morgan St.	42 47	
									264	A Delaware St.	55 72	
									267	A Howard	52 64	
									267	H Howard	54 66	
									269	H Niagara	67 82	
									295	A UMBC	48 71	
									320	H N.C. Central	44 58	
									329	H Saint Peter's	57 82	
									346	H South Carolina St.	60 71	
									347	A Florida A&M	48 58	
LAST 10 Division I												
320	H N.C. Central	44 58	139	H N.C. A&T	38 84							
267	A Howard	52 64	347	A Florida A&M	48 58							
264	A Delaware St.	55 72	125	A Bethune-Cookman	51 82							
267	H Howard	54 66	172	H Norfolk St.	48 85							
254	H Morgan St.	42 47	346	H South Carolina St.	60 71							

Non-Div I Games:

Coppin St.

Average RPI Win:	258	WON-LOST	WINNING	LAST 10	STRENGTH OF	OPP. STRENGTH	TEAM	ADJ.	CONF.	ADJ CONF.
Average RPI Loss:	85	RECORD	PCT. RANK	GAMES	SCHEDULE	OF SCHEDULE	RPI	RPI	RPI	RPI
DIV. I ONLY	9- 9	175	4-6	86	208	134	134	8	8	
DIV. I NON-CONF.	7- 5	131	2-2	196	267	154	154	8	8	
TOTALS	RPI 1-25	RPI 26-50	W-L RECORDS	RPI 51-100	RPI 101-150	RPI 150+				
9- 9	0- 2	0- 2	OVERALL	0- 2	0- 1	9- 2				
5- 4	0- 0	0- 1	HOME	0- 1	0- 1	5- 1				
4- 5	0- 2	0- 1	AWAY	0- 1	0- 0	4- 1				
0- 0	0- 0	0- 0	NEUTRAL	0- 0	0- 0	0- 0				
7- 5	0- 1	0- 1	NON-CONFERENCE	0- 1	0- 1	7- 1				
3- 3	0- 0	0- 0	HOME	0- 1	0- 1	3- 1				
4- 2	0- 1	0- 1	AWAY	0- 0	0- 0	4- 0				
0- 0	0- 0	0- 0	NEUTRAL	0- 0	0- 0	0- 0				
2- 4	0- 1	0- 1	CONFERENCE	0- 1	0- 0	2- 1				
2- 1	0- 0	0- 1	HOME	0- 0	0- 0	2- 0				
0- 3	0- 1	0- 0	AWAY	0- 1	0- 0	0- 1				
0- 0	0- 0	0- 0	NEUTRAL	0- 0	0- 0	0- 0				

RPI 1-25				RPI 26-50				RPI 51-100				RPI 101+ Team's RPI: 134			
RPI	S	Opponent	Score	RPI	S	Opponent	Score	RPI	S	Opponent	Score	RPI	S	Opponent	Score
19	A	Princeton	29 60	41	H	Yale	67 74	84	H	Colgate	58 62	102	H	Duquesne	62 72
23	A	TCU	49 59	46	A	West Virginia	62 68	86	A	Penn	41 63	163	A	Columbia	66 76
												163	H	Columbia	80 77
												200	H	Binghamton	56 59
												215	H	Brown	74 63
												217	A	UMass Lowell	70 56
												264	A	Delaware St.	77 51
												269	H	Niagara	82 59
												270	H	ETSU	71 43
												283	A	St. Bonaventure	70 42
												310	A	Albany (NY)	71 51
												333	H	NJIT	68 44
LAST 10 Division I															
86	A	Penn	41 63	163	A	Columbia	66 76								
19	A	Princeton	29 60	270	H	ETSU	71 43								
41	H	Yale	67 74	46	A	West Virginia	62 68								
215	H	Brown	74 63	283	A	St. Bonaventure	70 42								
163	H	Columbia	80 77	102	H	Duquesne	62 72								

Non-Div I Games:

Cornell

■ Loss, 
 ■ Non-Conf, S Site, 
 ■ Home 
 ■ Away 
 N Neutral

Creighton

Through Games Of Feb. 9, 2020

Average RPI Win:	132	WON-LOST	WINNING	LAST 10	STRENGTH OF	OPP. STRENGTH	TEAM	ADJ.	CONF.	ADJ CONF.
Average RPI Loss:	46	RECORD	PCT. RANK	GAMES	SCHEDULE	OF SCHEDULE	RPI	RPI	RPI	RPI
DIV. I ONLY	15- 8	84	5-5	32	45	34	34	6	6	
DIV. I NON-CONF.	8- 3	68	0	40	21	14	14	6	6	
TOTALS	RPI 1-25	RPI 26-50	W-L RECORDS	RPI 51-100	RPI 101-150	RPI 150+				
15- 8	1- 1	3- 4	OVERALL	4- 3	3- 0	4- 0				
7- 2	0- 1	2- 0	HOME	1- 1	2- 0	2- 0				
6- 6	1- 0	0- 4	AWAY	2- 2	1- 0	2- 0				
2- 0	0- 0	1- 0	NEUTRAL	1- 0	0- 0	0- 0				
8- 3	0- 0	2- 3	NON-CONFERENCE	3- 0	1- 0	2- 0				
4- 0	0- 0	1- 0	HOME	1- 0	1- 0	1- 0				
2- 3	0- 0	0- 3	AWAY	1- 0	0- 0	1- 0				
2- 0	0- 0	1- 0	NEUTRAL	1- 0	0- 0	0- 0				
7- 5	1- 1	1- 1	CONFERENCE	1- 3	2- 0	2- 0				
3- 2	0- 1	1- 0	HOME	0- 1	1- 0	1- 0				
4- 3	1- 0	0- 1	AWAY	1- 2	1- 0	1- 0				
0- 0	0- 0	0- 0	NEUTRAL	0- 0	0- 0	0- 0				

RPI 1-25				RPI 26-50				Team's RPI: 34	RPI 51-100				RPI 101+			
RPI	S	Opponent	Score	RPI	S	Opponent	Score		RPI	S	Opponent	Score	RPI	S	Opponent	Score
20	A	DePaul	63 61	27	A	Arizona St.	55 70		61	A	St. John's (NY)	58 63	142	A	Providence	77 68
20	H	DePaul	71 74	29	A	Drake	53 63		63	A	Seton Hall	70 82	142	H	Providence	72 63
				35	A	Marquette	50 52		64	H	South Dakota St.	61 48	148	H	Wichita St.	56 46
				35	H	Marquette	72 62		72	A	Nebraska	79 74	239	A	Georgetown	65 56
				42	A	South Dakota	65 72		73	N	Temple	69 59	263	H	Xavier	62 55
				46	N	West Virginia	82 75		94	H	Butler	67 73	292	H	North Dakota St.	70 59
				47	H	UNI	57 54		96	A	Villanova	58 42	303	A	Omaha	67 54
LAST 10 Division I																
142	A	Providence	77 68	61	A	St. John's (NY)	58 63		63	A	Seton Hall	70 82	142	H	Providence	72 63
35	A	Marquette	50 52	63	A	Seton Hall	70 82		20	H	DePaul	71 74	35	H	Marquette	72 62
20	A	DePaul	63 61	142	H	Providence	72 63									
94	H	Butler	67 73	20	H	DePaul	71 74									
263	H	Xavier	62 55	35	H	Marquette	72 62									

Non-Div I Games:

Creighton

Loss, Non-Conf, S Site, H Home A Away N Neutral

Average RPI Win: <b>219</b>	WON-LOST	WINNING	LAST 10	STRENGTH OF	OPP. STRENGTH	TEAM	ADJ.	CONF.	ADJ CONF.
Average RPI Loss: <b>137</b>	RECORD	PCT. RANK	GAMES	SCHEDULE	OF SCHEDULE	RPI	RPI	RPI	RPI
DIV. I ONLY	7- 12	252	2-8	71	212	199	199	8	8
DIV. I NON-CONF.	6- 7	182	1-3	186	289	176	176	8	8
TOTALS	RPI 1-25	RPI 26-50	W-L RECORDS	RPI 51-100	RPI 101-150	RPI 150+			
7- 12	0- 2	0- 1	OVERALL	0- 1	1- 4	6- 4			
5- 5	0- 1	0- 1	HOME	0- 1	1- 0	4- 2			
2- 7	0- 1	0- 0	AWAY	0- 0	0- 4	2- 2			
0- 0	0- 0	0- 0	NEUTRAL	0- 0	0- 0	0- 0			
6- 7	0- 1	0- 0	NON-CONFERENCE	0- 0	0- 3	6- 3			
4- 1	0- 0	0- 0	HOME	0- 0	0- 0	4- 1			
2- 6	0- 1	0- 0	AWAY	0- 0	0- 3	2- 2			
0- 0	0- 0	0- 0	NEUTRAL	0- 0	0- 0	0- 0			
1- 5	0- 1	0- 1	CONFERENCE	0- 1	1- 1	0- 1			
1- 4	0- 1	0- 1	HOME	0- 1	1- 0	0- 1			
0- 1	0- 0	0- 0	AWAY	0- 0	0- 1	0- 0			
0- 0	0- 0	0- 0	NEUTRAL	0- 0	0- 0	0- 0			

RPI 1-25				RPI 26-50				RPI 51-100				RPI 101+ Team's RPI: 199			
RPI	S	Opponent	Score	RPI	S	Opponent	Score	RPI	S	Opponent	Score	RPI	S	Opponent	Score
16	A	Northwestern	37 <b>79</b>	41	H	Yale	47 <b>67</b>	86	H	Penn	33 <b>66</b>	101	A	Harvard	49 <b>64</b>
19	H	Princeton	34 <b>66</b>									101	H	Harvard	63 62
												107	A	Buffalo	49 <b>73</b>
												136	A	Loyola Chicago	40 <b>61</b>
												150	A	Boston U.	56 <b>74</b>
												206	H	Merrimack	57 52
												215	H	Brown	71 <b>83</b>
												217	A	UMass Lowell	62 51
												223	H	Maine	57 41
												224	A	Fairfield	52 51
												231	A	Manhattan	58 <b>70</b>
												251	A	Loyola Maryland	56 <b>72</b>
												256	H	New Hampshire	66 47
												293	H	Texas St.	51 <b>61</b>
												305	H	Vermont	72 55
LAST 10 Division I															
41	H	Yale	47 <b>67</b>	101	H	Harvard	63 62								
215	H	Brown	71 <b>83</b>	251	A	Loyola Maryland	56 <b>72</b>								
86	H	Penn	33 <b>66</b>	107	A	Buffalo	49 <b>73</b>								
19	H	Princeton	34 <b>66</b>	150	A	Boston U.	56 <b>74</b>								
101	A	Harvard	49 <b>64</b>	256	H	New Hampshire	66 47								

Non-Div I Games:

Dartmouth

■ Loss, 
■ Non-Conf, 
S Site, 
■ Home 
■ Away 
N Neutral

## Davidson

Through Games Of Feb. 9, 2020

Average RPI Win:	207	WON-LOST	WINNING	LAST 10	STRENGTH OF	OPP. STRENGTH	TEAM	ADJ.	CONF.	ADJ CONF.
Average RPI Loss:	112	RECORD	PCT. RANK	GAMES	SCHEDULE	OF SCHEDULE	RPI	RPI	RPI	RPI
DIV. I ONLY	12- 10	145	6-4	151	128	120	120	12	12	
DIV. I NON-CONF.	6- 6	164	0	203	165	137	137	12	12	
TOTALS	RPI 1-25	RPI 26-50	W-L RECORDS	RPI 51-100	RPI 101-150	RPI 150+				
12- 10	0- 0	0- 2	OVERALL	2- 3	1- 3	9- 2				
5- 3	0- 0	0- 0	HOME	1- 2	1- 1	3- 0				
6- 7	0- 0	0- 2	AWAY	1- 1	0- 2	5- 2				
1- 0	0- 0	0- 0	NEUTRAL	0- 0	0- 0	1- 0				
6- 6	0- 0	0- 2	NON-CONFERENCE	0- 2	0- 1	6- 1				
2- 1	0- 0	0- 0	HOME	0- 1	0- 0	2- 0				
3- 5	0- 0	0- 2	AWAY	0- 1	0- 1	3- 1				
1- 0	0- 0	0- 0	NEUTRAL	0- 0	0- 0	1- 0				
6- 4	0- 0	0- 0	CONFERENCE	2- 1	1- 2	3- 1				
3- 2	0- 0	0- 0	HOME	1- 1	1- 1	1- 0				
3- 2	0- 0	0- 0	AWAY	1- 0	0- 1	2- 1				
0- 0	0- 0	0- 0	NEUTRAL	0- 0	0- 0	0- 0				

RPI	S	Opponent	Score	RPI	S	Opponent	Score	RPI	S	Opponent	Score	RPI	S	Opponent	Score	Team's RPI: 120
33	A	Virginia Tech	68 88	56	A	Drexel	63 74	130	A	Richmond	57 69	137	H	George Washington	62 55	
36	A	Duke	52 82	62	H	Dayton	49 55	133	A	Florida	50 55	149	H	Massachusetts	62 70	
				76	H	Charlotte	64 75	163	A	Columbia	60 63	188	A	High Point	73 63	
				90	A	Saint Louis	65 58	189	A	Rhode Island	77 70	189	H	Rhode Island	79 67	
				97	H	Fordham	74 62	219	A	UMKC	74 64	226	A	George Mason	76 69	
								239	H	Georgetown	66 52	270	A	ETSU	75 60	
								283	A	St. Bonaventure	56 68	302	N	UC Irvine	78 72	
								337	H	Western Caro.	101 51					
LAST 10 Division I																
283	A	St. Bonaventure	56 68	137	H	George Washington	62 55									
62	H	Dayton	49 55	226	A	George Mason	76 69									
149	H	Massachusetts	62 70	189	H	Rhode Island	79 67									
189	A	Rhode Island	77 70	97	H	Fordham	74 62									
130	A	Richmond	57 69	90	A	Saint Louis	65 58									

Non-Div I Games: Newberry 75 46

Davidson

■ Loss, 
 ■ Non-Conf, 
 ■ S Site, 
 ■ Home 
 ■ A Away 
 N Neutral



Average RPI Win:	185	WON-LOST	WINNING	LAST 10	STRENGTH OF	OPP. STRENGTH	TEAM	ADJ.	CONF.	ADJ CONF.
Average RPI Loss:	55	RECORD	PCT. RANK	GAMES	SCHEDULE	OF SCHEDULE	RPI	RPI	RPI	RPI
DIV. I ONLY	17- 7	57	10-0	126	69	62	62	12	12	
DIV. I NON-CONF.	7- 7	164	0	140	13	135	135	12	12	
TOTALS	RPI 1-25	RPI 26-50	W-L RECORDS	RPI 51-100	RPI 101-150	RPI 150+				
17- 7	0- 4	0- 0	OVERALL	2- 0	6- 3	9- 0				
8- 2	0- 2	0- 0	HOME	2- 0	1- 0	5- 0				
7- 2	0- 1	0- 0	AWAY	0- 0	5- 1	2- 0				
2- 3	0- 1	0- 0	NEUTRAL	0- 0	0- 2	2- 0				
7- 7	0- 4	0- 0	NON-CONFERENCE	0- 0	2- 3	5- 0				
3- 2	0- 2	0- 0	HOME	0- 0	0- 0	3- 0				
2- 2	0- 1	0- 0	AWAY	0- 0	2- 1	0- 0				
2- 3	0- 1	0- 0	NEUTRAL	0- 0	0- 2	2- 0				
10- 0	0- 0	0- 0	CONFERENCE	2- 0	4- 0	4- 0				
5- 0	0- 0	0- 0	HOME	2- 0	1- 0	2- 0				
5- 0	0- 0	0- 0	AWAY	0- 0	3- 0	2- 0				
0- 0	0- 0	0- 0	NEUTRAL	0- 0	0- 0	0- 0				

RPI	S	Opponent	Score
2	H	South Carolina	49 75
7	H	UConn	37 75
11	N	Gonzaga	65 76
18	A	Central Mich.	80 81

RPI	S	Opponent	Score

RPI	S	Opponent	Score
90	H	Saint Louis	48 47
97	H	Fordham	48 44

RPI	S	Opponent	Score
102	H	Duquesne	54 41
107	A	Buffalo	59 67
116	N	Wake Forest	59 78
120	A	Davidson	55 49
127	N	Auburn	74 76
130	A	Richmond	65 51
137	A	George Washington	66 50
145	A	Northeastern	71 60
147	A	Toledo	60 42
189	H	Rhode Island	71 60
207	A	La Salle	98 58
210	A	Saint Joseph's	59 44
223	N	Maine	78 49
226	H	George Mason	59 55
248	H	Morehead St.	58 41
262	N	East Carolina	94 68
275	H	Lipscomb	82 60
343	H	Coppin St.	78 48

## LAST 10 Division I

189	H	Rhode Island	71 60
120	A	Davidson	55 49
210	A	Saint Joseph's	59 44
97	H	Fordham	48 44
137	A	George Washington	66 50
90	H	Saint Louis	48 47
102	H	Duquesne	54 41
130	A	Richmond	65 51
226	H	George Mason	59 55
207	A	La Salle	98 58

Non-Div I Games:

Dayton

■ Loss, 
 ■ Non-Conf, S Site, 
 ■ Home 
 ■ Away 
 N Neutral

Average RPI Win:	127	WON-LOST	WINNING	LAST 10	STRENGTH OF	OPP. STRENGTH	TEAM	ADJ.	CONF.	ADJ CONF.
Average RPI Loss:	18	RECORD	PCT. RANK	GAMES	SCHEDULE	OF SCHEDULE	RPI	RPI	RPI	RPI
DIV. I ONLY	22- 3	12	9-1	48	44	20	20	6	6	
DIV. I NON-CONF.	10- 2	29	0	51	31	16	16	6	6	
TOTALS	RPI 1-25	RPI 26-50	W-L RECORDS	RPI 51-100	RPI 101-150	RPI 150+				
22- 3	1- 2	2- 1	OVERALL	8- 0	5- 0	6- 0				
12- 2	0- 1	1- 1	HOME	5- 0	1- 0	5- 0				
10- 1	1- 1	1- 0	AWAY	3- 0	4- 0	1- 0				
0- 0	0- 0	0- 0	NEUTRAL	0- 0	0- 0	0- 0				
10- 2	1- 2	0- 0	NON-CONFERENCE	2- 0	3- 0	4- 0				
6- 1	0- 1	0- 0	HOME	2- 0	0- 0	4- 0				
4- 1	1- 1	0- 0	AWAY	0- 0	3- 0	0- 0				
0- 0	0- 0	0- 0	NEUTRAL	0- 0	0- 0	0- 0				
12- 1	0- 0	2- 1	CONFERENCE	6- 0	2- 0	2- 0				
6- 1	0- 0	1- 1	HOME	3- 0	1- 0	1- 0				
6- 0	0- 0	1- 0	AWAY	3- 0	1- 0	1- 0				
0- 0	0- 0	0- 0	NEUTRAL	0- 0	0- 0	0- 0				

RPI	S	Opponent	Score	RPI	S	Opponent	Score	RPI	S	Opponent	Score	RPI	S	Opponent	Score
7	H	UConn	74 84	34	A	Creighton	74 71	56	H	Drexel	81 57	103	A	Notre Dame	105 94
14	A	Oregon St.	77 98	34	H	Creighton	61 63	61	A	St. John's (NY)	71 65	136	A	Loyola Chicago	83 76
16	A	Northwestern	70 68	35	H	Marquette	89 71	61	H	St. John's (NY)	74 69	140	A	Green Bay	76 65
								63	A	Seton Hall	86 76	142	A	Providence	80 67
								63	H	Seton Hall	85 68	142	H	Providence	93 71
								74	H	Miami (FL)	89 83	168	H	Miami (OH)	98 79
								94	A	Butler	80 65	235	H	Milwaukee	94 65
								96	H	Villanova	85 69	238	H	Arkansas St.	109 64
												239	H	Georgetown	92 66
												263	A	Xavier	91 68
												331	H	Alabama St.	105 76
LAST 10 Division I															
				63	A	Seton Hall	86 76	96	H	Villanova	85 69				
				61	A	St. John's (NY)	71 65	94	A	Butler	80 65				
				142	H	Providence	93 71	263	A	Xavier	91 68				
				34	H	Creighton	61 63	61	H	St. John's (NY)	74 69				
				239	H	Georgetown	92 66	63	H	Seton Hall	85 68				

Non-Div I Games:

DePaul

■ Loss, 
■ Non-Conf, S Site, 
■ Home 
■ Away 
N Neutral

Delaware

Through Games Of Feb. 9, 2020

Average RPI Win:	211	WON-LOST	WINNING	LAST 10	STRENGTH OF	OPP. STRENGTH	TEAM	ADJ.	CONF.	ADJ CONF.
Average RPI Loss:	143	RECORD	PCT. RANK	GAMES	SCHEDULE	OF SCHEDULE	RPI	RPI	RPI	RPI
DIV. I ONLY	9- 13	233	5-5	170	125	190	190	14	14	
DIV. I NON-CONF.	4- 7	225	0	124	129	179	179	13	13	
TOTALS	RPI 1-25	RPI 26-50	W-L RECORDS	RPI 51-100	RPI 101-150	RPI 150+				
9- 13	0- 1	0- 1	OVERALL	0- 3	3- 3	6- 5				
3- 5	0- 0	0- 1	HOME	0- 0	0- 2	3- 2				
5- 8	0- 1	0- 0	AWAY	0- 3	3- 1	2- 3				
1- 0	0- 0	0- 0	NEUTRAL	0- 0	0- 0	1- 0				
4- 7	0- 1	0- 0	NON-CONFERENCE	0- 2	1- 1	3- 3				
1- 3	0- 0	0- 0	HOME	0- 0	0- 1	1- 2				
2- 4	0- 1	0- 0	AWAY	0- 2	1- 0	1- 1				
1- 0	0- 0	0- 0	NEUTRAL	0- 0	0- 0	1- 0				
5- 6	0- 0	0- 1	CONFERENCE	0- 1	2- 2	3- 2				
2- 2	0- 0	0- 1	HOME	0- 0	0- 1	2- 0				
3- 4	0- 0	0- 0	AWAY	0- 1	2- 1	1- 2				
0- 0	0- 0	0- 0	NEUTRAL	0- 0	0- 0	0- 0				

RPI 1-25				RPI 26-50				RPI 51-100				RPI 101+ Team's RPI: 190			
RPI	S	Opponent	Score	RPI	S	Opponent	Score	RPI	S	Opponent	Score	RPI	S	Opponent	Score
3	A	Maryland	55 99	44	H	James Madison	39 60	54	A	UCF	49 75	124	A	William & Mary	58 68
								56	A	Drexel	59 63	137	A	Elon	65 56
								76	A	Charlotte	57 61	137	H	George Washington	49 63
												145	A	Northeastern	81 69
												145	H	Northeastern	62 72
												146	A	Robert Morris	73 62
												182	H	Towson	69 62
												203	N	Santa Clara	81 80
												221	A	Gardner-Webb	65 67
												223	H	Maine	56 69
												226	H	George Mason	63 44
												232	A	Cal St. Fullerton	72 55
												252	A	Col. of Charleston	73 84
												260	A	UNCW	65 71
												264	H	Delaware St.	64 67
												316	A	Hofstra	77 67
												316	H	Hofstra	80 59
LAST 10 Division I															
316	A	Hofstra	77 67	124	A	William & Mary	58 68								
145	A	Northeastern	81 69	56	A	Drexel	59 63								
182	H	Towson	69 62	145	H	Northeastern	62 72								
44	H	James Madison	39 60	316	H	Hofstra	80 59								
137	A	Elon	65 56	252	A	Col. of Charleston	73 84								

Non-Div I Games:

Delaware

Loss, Non-Conf, S Site, H Home A Away N Neutral

Average RPI Win:	296	WON-LOST	WINNING	LAST 10	STRENGTH OF	OPP. STRENGTH	TEAM	ADJ.	CONF.	ADJ CONF.
Average RPI Loss:	142	RECORD	PCT. RANK	GAMES	SCHEDULE	OF SCHEDULE	RPI	RPI	RPI	RPI
DIV. I ONLY	7- 12	252	5-5	140	347	264	264	29	29	
DIV. I NON-CONF.	2- 9	304	0-2	46	340	251	251	29	29	
TOTALS	RPI 1-25	RPI 26-50	W-L RECORDS	RPI 51-100	RPI 101-150	RPI 150+				
7- 12	0- 0	0- 1	OVERALL	0- 2	0- 5	7- 4				
5- 7	0- 0	0- 0	HOME	0- 1	0- 4	5- 2				
2- 5	0- 0	0- 1	AWAY	0- 1	0- 1	2- 2				
0- 0	0- 0	0- 0	NEUTRAL	0- 0	0- 0	0- 0				
2- 9	0- 0	0- 1	NON-CONFERENCE	0- 2	0- 3	2- 3				
1- 6	0- 0	0- 0	HOME	0- 1	0- 3	1- 2				
1- 3	0- 0	0- 1	AWAY	0- 1	0- 0	1- 1				
0- 0	0- 0	0- 0	NEUTRAL	0- 0	0- 0	0- 0				
5- 3	0- 0	0- 0	CONFERENCE	0- 0	0- 2	5- 1				
4- 1	0- 0	0- 0	HOME	0- 0	0- 1	4- 0				
1- 2	0- 0	0- 0	AWAY	0- 0	0- 1	1- 1				
0- 0	0- 0	0- 0	NEUTRAL	0- 0	0- 0	0- 0				

RPI 1-25			RPI 26-50			RPI 51-100			RPI 101+ Team's RPI: 264		
RPI	S	Opponent	Score	RPI	S	Opponent	Score	RPI	S	Opponent	Score
				44	A	James Madison	64 83	77	A	Boston College	69 109
								99	H	Rider	69 71
								122	H	Lehigh	38 68
								124	H	William & Mary	52 73
								134	H	Cornell	51 77
								139	A	N.C. A&T	53 58
								139	H	N.C. A&T	45 69
								172	A	Norfolk St.	57 65
								190	A	Delaware	67 64
								191	H	Cleveland St.	49 57
								200	H	Binghamton	66 75
								254	H	Morgan St.	69 61
								259	A	Longwood	62 78
								314	H	UMES	72 58
								320	A	N.C. Central	64 60
								320	H	N.C. Central	64 54
								329	H	Saint Peter's	89 66
								343	H	Coppin St.	72 55
LAST 10 Division I											
				172	A	Norfolk St.	57 65	139	H	N.C. A&T	45 69
				314	H	UMES	72 58	320	H	N.C. Central	64 54
				343	H	Coppin St.	72 55	254	H	Morgan St.	69 61
				139	A	N.C. A&T	53 58	99	H	Rider	69 71
				320	A	N.C. Central	64 60	77	A	Boston College	69 109

Non-Div I Games: Post 67 41 Georgian Court 69 48

Delaware St.

Loss, Non-Conf, S Site, H Home A Away N Neutral

Average RPI Win: <b>261</b>	WON-LOST	WINNING	LAST 10	STRENGTH OF	OPP. STRENGTH	TEAM	ADJ.	CONF.	ADJ CONF.
Average RPI Loss: <b>182</b>	RECORD	PCT. RANK	GAMES	SCHEDULE	OF SCHEDULE	RPI	RPI	RPI	RPI
DIV. I ONLY	9- 14	239	3-7	249	297	294	294	19	19
DIV. I NON-CONF.	5- 7	205	0	275	326	303	303	18	18
TOTALS	RPI 1-25	RPI 26-50	W-L RECORDS	RPI 51-100	RPI 101-150	RPI 150+			
9- 14	0- 0	0- 2	OVERALL	0- 2	0- 0	9- 10			
8- 5	0- 0	0- 1	HOME	0- 1	0- 0	8- 3			
1- 7	0- 0	0- 1	AWAY	0- 1	0- 0	1- 5			
0- 2	0- 0	0- 0	NEUTRAL	0- 0	0- 0	0- 2			
5- 7	0- 0	0- 0	NON-CONFERENCE	0- 1	0- 0	5- 6			
5- 2	0- 0	0- 0	HOME	0- 0	0- 0	5- 2			
0- 3	0- 0	0- 0	AWAY	0- 1	0- 0	0- 2			
0- 2	0- 0	0- 0	NEUTRAL	0- 0	0- 0	0- 2			
4- 7	0- 0	0- 2	CONFERENCE	0- 1	0- 0	4- 4			
3- 3	0- 0	0- 1	HOME	0- 1	0- 0	3- 1			
1- 4	0- 0	0- 1	AWAY	0- 0	0- 0	1- 3			
0- 0	0- 0	0- 0	NEUTRAL	0- 0	0- 0	0- 0			

RPI S	Opponent	Score	RPI S	Opponent	Score	RPI S	Opponent	Score	RPI S	Opponent	Score	Team's RPI: 294
42	A South Dakota	61 <b>104</b>	42	H South Dakota	60 <b>92</b>	64	H South Dakota St.	79 <b>86</b>	164	H Southern Utah	81 73	
						66	A Colorado	70 <b>96</b>	178	N Western Mich.	70 <b>79</b>	
									194	N Akron	72 <b>88</b>	
									205	H Wyoming	71 57	
									208	A Oral Roberts	72 <b>84</b>	
									209	A Western Ill.	75 <b>82</b>	
									211	A North Dakota	91 81	
									211	H North Dakota	82 <b>90</b>	
									219	A UMKC	79 <b>83</b>	
									229	A Lamar University	59 <b>71</b>	
									233	H Northern Colo.	74 55	
									273	H Alabama A&M	83 <b>86</b>	
									292	A North Dakota St.	80 <b>85</b>	
									292	H North Dakota St.	91 82	
									302	H UC Irvine	83 75	
									303	H Omaha	66 60	
									312	H Cal Poly	96 66	
									322	H New Mexico St.	75 <b>78</b>	
									330	H Purdue Fort Wayne	83 57	
LAST 10 Division I												
330	H Purdue Fort Wayne	83 57	303	H Omaha	66 60							
42	H South Dakota	60 <b>92</b>	209	A Western Ill.	75 <b>82</b>							
208	A Oral Roberts	72 <b>84</b>	64	H South Dakota St.	79 <b>86</b>							
292	A North Dakota St.	80 <b>85</b>	42	A South Dakota	61 <b>104</b>							
211	A North Dakota	91 81	211	H North Dakota	82 <b>90</b>							

Non-Div I Games: Colo. Christian 89 49

Denver

Loss, Non-Conf, S Site, H Home A Away N Neutral

Average RPI Win: <b>292</b>	WON-LOST	WINNING	LAST 10	STRENGTH OF	OPP. STRENGTH	TEAM	ADJ.	CONF.	ADJ CONF.
Average RPI Loss: <b>177</b>	RECORD	PCT. RANK	GAMES	SCHEDULE	OF SCHEDULE	RPI	RPI	RPI	RPI
DIV. I ONLY	3- 20	337	2-8	214	284	328	328	22	22
DIV. I NON-CONF.	0- 11	338	0	158	258	330	330	19	19
TOTALS	RPI 1-25	RPI 26-50	W-L RECORDS	RPI 51-100	RPI 101-150	RPI 150+			
3- 20	0- 0	0- 0	OVERALL	0- 4	0- 3	3- 13			
2- 10	0- 0	0- 0	HOME	0- 1	0- 3	2- 6			
1- 8	0- 0	0- 0	AWAY	0- 3	0- 0	1- 5			
0- 2	0- 0	0- 0	NEUTRAL	0- 0	0- 0	0- 2			
0- 11	0- 0	0- 0	NON-CONFERENCE	0- 2	0- 2	0- 7			
0- 5	0- 0	0- 0	HOME	0- 0	0- 2	0- 3			
0- 4	0- 0	0- 0	AWAY	0- 2	0- 0	0- 2			
0- 2	0- 0	0- 0	NEUTRAL	0- 0	0- 0	0- 2			
3- 9	0- 0	0- 0	CONFERENCE	0- 2	0- 1	3- 6			
2- 5	0- 0	0- 0	HOME	0- 1	0- 1	2- 3			
1- 4	0- 0	0- 0	AWAY	0- 1	0- 0	1- 3			
0- 0	0- 0	0- 0	NEUTRAL	0- 0	0- 0	0- 0			

RPI S	Opponent	Score	RPI S	Opponent	Score	RPI S	Opponent	Score	RPI S	Opponent	Score	Team's RPI: 328
						55	A IUPUI	45 <b>82</b>	136	H Loyola Chicago	60 <b>89</b>	
						55	H IUPUI	54 <b>95</b>	140	H Green Bay	48 <b>65</b>	
						94	A Butler	60 <b>82</b>	147	H Toledo	64 <b>82</b>	
						100	A Michigan St.	52 <b>110</b>	156	A Wright St.	61 <b>67</b>	
									162	N Tennessee Tech	47 <b>69</b>	
									165	H Eastern Mich.	70 <b>84</b>	
									178	A Western Mich.	67 <b>82</b>	
									184	H Valparaiso	58 <b>77</b>	
									191	H Cleveland St.	70 59	
									194	H Akron	60 <b>81</b>	
									201	A Northern Ky.	60 <b>72</b>	
									226	A George Mason	62 <b>75</b>	
									235	H Milwaukee	48 <b>63</b>	
									246	H Youngstown St.	47 <b>62</b>	
									281	A Oakland	60 <b>65</b>	
									281	H Oakland	57 <b>71</b>	
									296	N Sacred Heart	60 <b>66</b>	
									342	A UIC	70 62	
									342	H UIC	58 52	
LAST 10 Division I												
			342	H UIC	58 52		246	H Youngstown St.	47 <b>62</b>			
			55	H IUPUI	54 <b>95</b>		191	H Cleveland St.	70 59			
			281	A Oakland	60 <b>65</b>		140	H Green Bay	48 <b>65</b>			
			201	A Northern Ky.	60 <b>72</b>		235	H Milwaukee	48 <b>63</b>			
			156	A Wright St.	61 <b>67</b>		55	A IUPUI	45 <b>82</b>			

Non-Div I Games:

Detroit Mercy

## Drake

Through Games Of Feb. 9, 2020

Average RPI Win:	140	WON-LOST	WINNING	LAST 10	STRENGTH OF	OPP. STRENGTH	TEAM	ADJ.	CONF.	ADJ CONF.
Average RPI Loss:	25	RECORD	PCT. RANK	GAMES	SCHEDULE	OF SCHEDULE	RPI	RPI	RPI	RPI
DIV. I ONLY	15- 7	65	7-3	25	35	29	29	7	7	
DIV. I NON-CONF.	7- 4	100	0	41	4	33	33	7	7	
TOTALS	RPI 1-25	RPI 26-50	W-L RECORDS	RPI 51-100	RPI 101-150	RPI 150+				
15- 7	0- 3	3- 4	OVERALL	4- 0	2- 0	6- 0				
10- 1	0- 1	3- 0	HOME	2- 0	1- 0	4- 0				
3- 5	0- 2	0- 3	AWAY	2- 0	0- 0	1- 0				
2- 1	0- 0	0- 1	NEUTRAL	0- 0	1- 0	1- 0				
7- 4	0- 1	2- 3	NON-CONFERENCE	1- 0	1- 0	3- 0				
4- 0	0- 0	2- 0	HOME	1- 0	0- 0	1- 0				
1- 3	0- 1	0- 2	AWAY	0- 0	0- 0	1- 0				
2- 1	0- 0	0- 1	NEUTRAL	0- 0	1- 0	1- 0				
8- 3	0- 2	1- 1	CONFERENCE	3- 0	1- 0	3- 0				
6- 1	0- 1	1- 0	HOME	1- 0	1- 0	3- 0				
2- 2	0- 1	0- 1	AWAY	2- 0	0- 0	0- 0				
0- 0	0- 0	0- 0	NEUTRAL	0- 0	0- 0	0- 0				

RPI 1-25				RPI 26-50				Team's RPI: 29				RPI 51-100				RPI 101+			
RPI	S	Opponent	Score	RPI	S	Opponent	Score	RPI	S	Opponent	Score	RPI	S	Opponent	Score	RPI	S	Opponent	Score
4	A	Missouri St.	67 69	34	H	Creighton	63 53	64	H	South Dakota St.	74 67	127	N	Auburn	83 82				
4	H	Missouri St.	83 89	38	A	Oklahoma	84 93	80	A	Illinois St.	69 67	136	H	Loyola Chicago	80 52				
6	A	Iowa	67 79	40	N	Purdue	47 67	85	A	Southern Ill.	73 65	173	A	Northern Ill.	73 49				
				42	A	South Dakota	94 102	85	H	Southern Ill.	91 76	184	H	Valparaiso	87 66				
				43	A	Bradley	76 77					209	H	Western Ill.	94 75				
				47	H	UNI	104 87					223	N	Maine	94 62				
				49	H	Iowa St.	86 81					282	H	Indiana St.	105 65				
												327	H	Evansville	108 44				
LAST 10 Division I																			
				4	H	Missouri St.	83 89	80	A	Illinois St.	69 67								
				85	H	Southern Ill.	91 76	327	H	Evansville	108 44								
				136	H	Loyola Chicago	80 52	282	H	Indiana St.	105 65								
				184	H	Valparaiso	87 66	85	A	Southern Ill.	73 65								
				43	A	Bradley	76 77	4	A	Missouri St.	67 69								

Non-Div I Games: Waldorf 103 18

Drake

Loss, Non-Conf, S Site, H Home A Away N Neutral

Average RPI Win: <b>178</b>	WON-LOST	WINNING	LAST 10	STRENGTH OF	OPP. STRENGTH	TEAM	ADJ.	CONF.	ADJ CONF.
Average RPI Loss: <b>107</b>	RECORD	PCT. RANK	GAMES	SCHEDULE	OF SCHEDULE	RPI	RPI	RPI	RPI
DIV. I ONLY	17- 6	43	10-0	132	118	56	56	14	14
DIV. I NON-CONF.	7- 5	131	0	67	96	87	87	13	13
TOTALS	RPI 1-25	RPI 26-50	W-L RECORDS	RPI 51-100	RPI 101-150	RPI 150+			
17- 6	0- 1	1- 0	OVERALL	1- 2	6- 2	9- 1			
10- 1	0- 0	1- 0	HOME	1- 0	3- 1	5- 0			
7- 4	0- 1	0- 0	AWAY	0- 2	3- 0	4- 1			
0- 1	0- 0	0- 0	NEUTRAL	0- 0	0- 1	0- 0			
7- 5	0- 1	0- 0	NON-CONFERENCE	1- 2	2- 2	4- 0			
5- 1	0- 0	0- 0	HOME	1- 0	2- 1	2- 0			
2- 3	0- 1	0- 0	AWAY	0- 2	0- 0	2- 0			
0- 1	0- 0	0- 0	NEUTRAL	0- 0	0- 1	0- 0			
10- 1	0- 0	1- 0	CONFERENCE	0- 0	4- 0	5- 1			
5- 0	0- 0	1- 0	HOME	0- 0	1- 0	3- 0			
5- 1	0- 0	0- 0	AWAY	0- 0	3- 0	2- 1			
0- 0	0- 0	0- 0	NEUTRAL	0- 0	0- 0	0- 0			

RPI 1-25				RPI 26-50				RPI 51-100 Team's RPI: 56				RPI 101+			
RPI	S	Opponent	Score	RPI	S	Opponent	Score	RPI	S	Opponent	Score	RPI	S	Opponent	Score
20	A	DePaul	57 <b>81</b>	44	H	James Madison	70 48	71	A	Bucknell	49 <b>60</b>	105	H	Pacific	51 <b>58</b>
								86	A	Penn	49 <b>53</b>	107	N	Buffalo	59 <b>63</b>
								96	H	Villanova	54 52	120	H	Davidson	74 63
												124	A	William & Mary	61 54
												130	H	Richmond	58 52
												137	A	Elon	55 53
												145	A	Northeastern	67 51
												145	H	Northeastern	50 41
												180	A	Quinnipiac	66 62
												182	H	Towson	59 50
												190	H	Delaware	63 59
												207	H	La Salle	69 31
												210	A	Saint Joseph's	62 52
												223	H	Maine	70 57
												252	A	Col. of Charleston	59 <b>73</b>
												260	A	UNCW	73 72
												316	A	Hofstra	45 32
												316	H	Hofstra	74 54
LAST 10 Division I															
145	A	Northeastern	67 51	137	A	Elon	55 53								
316	A	Hofstra	45 32	190	H	Delaware	63 59								
44	H	James Madison	70 48	316	H	Hofstra	74 54								
182	H	Towson	59 50	145	H	Northeastern	50 41								
124	A	William & Mary	61 54	260	A	UNCW	73 72								

Non-Div I Games:

Drexel

■ Loss, 
■ Non-Conf, S Site, 
■ Home 
■ Away 
N Neutral



Average RPI Win: <b>105</b>	WON-LOST	WINNING	LAST 10	STRENGTH OF	OPP. STRENGTH	TEAM	ADJ.	CONF.	ADJ CONF.
Average RPI Loss: <b>52</b>	RECORD	PCT. RANK	GAMES	SCHEDULE	OF SCHEDULE	RPI	RPI	RPI	RPI
DIV. I ONLY	<b>13- 10</b>	<b>131</b>	<b>6-4</b>	<b>4</b>	<b>33</b>	<b>36</b>	<b>36</b>	<b>5</b>	<b>5</b>
DIV. I NON-CONF.	<b>6- 5</b>	<b>151</b>	<b>0</b>	<b>2</b>	<b>63</b>	<b>21</b>	<b>21</b>	<b>3</b>	<b>3</b>
TOTALS	RPI 1-25	RPI 26-50	W-L RECORDS	RPI 51-100	RPI 101-150	RPI 150+			
13- 10	0- 6	1- 0	OVERALL	7- 2	2- 1	3- 1			
10- 3	0- 2	1- 0	HOME	5- 0	2- 1	2- 0			
3- 7	0- 4	0- 0	AWAY	2- 2	0- 0	1- 1			
0- 0	0- 0	0- 0	NEUTRAL	0- 0	0- 0	0- 0			
6- 5	0- 4	0- 0	NON-CONFERENCE	2- 1	1- 0	3- 0			
5- 1	0- 1	0- 0	HOME	2- 0	1- 0	2- 0			
1- 4	0- 3	0- 0	AWAY	0- 1	0- 0	1- 0			
0- 0	0- 0	0- 0	NEUTRAL	0- 0	0- 0	0- 0			
7- 5	0- 2	1- 0	CONFERENCE	5- 1	1- 1	0- 1			
5- 2	0- 1	1- 0	HOME	3- 0	1- 1	0- 0			
2- 3	0- 1	0- 0	AWAY	2- 1	0- 0	0- 1			
0- 0	0- 0	0- 0	NEUTRAL	0- 0	0- 0	0- 0			

RPI 1-25				RPI 26-50				Team's RPI: 36				RPI 51-100				RPI 101+			
RPI	S	Opponent	Score	RPI	S	Opponent	Score	RPI	S	Opponent	Score	RPI	S	Opponent	Score	RPI	S	Opponent	Score
2	A	South Carolina	46 89	33	H	Virginia Tech	72 67	51	A	Virginia	63 66	103	H	Notre Dame	50 47				
12	A	Louisville	55 60					58	H	Troy	99 85	116	H	Wake Forest	58 60				
13	H	NC State	60 63					72	A	Nebraska	79 83	120	H	Davidson	82 52				
16	H	Northwestern	42 63					74	A	Miami (FL)	74 55	176	A	UNLV	57 45				
17	A	Texas A&M	58 79					77	H	Boston College	85 73	188	H	High Point	93 57				
25	A	FGCU	56 78					77	H	North Carolina	71 61	197	A	Clemson	58 62				
								86	H	Penn	66 50	198	H	Idaho St.	85 66				
								88	A	Syracuse	88 58								
								89	H	Georgia Tech	58 46								
LAST 10 Division I																			
74	A	Miami (FL)	74 55	74	55	197	A	Clemson	58 62										
77	H	North Carolina	71 61	71	61	103	H	Notre Dame	50 47										
13	H	NC State	60 63	60	63	33	H	Virginia Tech	72 67										
89	H	Georgia Tech	58 46	58	46	51	A	Virginia	63 66										
88	A	Syracuse	88 58	88	58	12	A	Louisville	55 60										

Non-Div I Games:

Duke

■ Loss, 
 ■ Non-Conf, S Site, 
 ■ Home 
 ■ Away 
 N Neutral

Average RPI Win:	216	WON-LOST	WINNING	LAST 10	STRENGTH OF	OPP. STRENGTH	TEAM	ADJ.	CONF.	ADJ CONF.
Average RPI Loss:	96	RECORD	PCT. RANK	GAMES	SCHEDULE	OF SCHEDULE	RPI	RPI	RPI	RPI
DIV. I ONLY	16- 7	61	6-4	253	105	102	102	12	12	
DIV. I NON-CONF.	10- 3	58	0	279	119	98	98	12	12	
TOTALS	RPI 1-25	RPI 26-50	W-L RECORDS	RPI 51-100	RPI 101-150	RPI 150+				
16- 7	0- 0	0- 1	OVERALL	0- 3	3- 3	13- 0				
8- 2	0- 0	0- 0	HOME	0- 0	1- 2	7- 0				
8- 5	0- 0	0- 1	AWAY	0- 3	2- 1	6- 0				
0- 0	0- 0	0- 0	NEUTRAL	0- 0	0- 0	0- 0				
10- 3	0- 0	0- 1	NON-CONFERENCE	0- 1	2- 1	8- 0				
4- 1	0- 0	0- 0	HOME	0- 0	1- 1	3- 0				
6- 2	0- 0	0- 1	AWAY	0- 1	1- 0	5- 0				
0- 0	0- 0	0- 0	NEUTRAL	0- 0	0- 0	0- 0				
6- 4	0- 0	0- 0	CONFERENCE	0- 2	1- 2	5- 0				
4- 1	0- 0	0- 0	HOME	0- 0	0- 1	4- 0				
2- 3	0- 0	0- 0	AWAY	0- 2	1- 1	1- 0				
0- 0	0- 0	0- 0	NEUTRAL	0- 0	0- 0	0- 0				

RPI S	Opponent	Score	RPI S	Opponent	Score	RPI S	Opponent	Score	RPI S	Opponent	Score	Team's RPI: 102
50	A Oklahoma St.	41 84	62	A Dayton	41 54	111	H Kent St.	75 77	114	A VCU	79 76	
			73	A Temple	72 85	134	A Cornell	72 62	137	A George Washington	60 65	
			90	A Saint Louis	50 53	147	H Toledo	79 74	149	H Massachusetts	77 81	
						160	A Lafayette	73 65	194	A Akron	88 63	
						207	H La Salle	82 56	210	A Saint Joseph's	58 51	
						210	H Saint Joseph's	53 42	224	H Kennesaw St.	75 72	
						226	H George Mason	84 63	228	A Iona	76 74	
						231	A Manhattan	76 65	261	H Saint Francis (PA)	72 69	
						277	A Pittsburgh	81 62	283	H St. Bonaventure	58 39	
						344	H Central Conn. St.	72 33				
LAST 10 Division I												
210	H Saint Joseph's	53 42	210	A Saint Joseph's	58 51							
114	A VCU	79 76	62	A Dayton	41 54							
283	H St. Bonaventure	58 39	207	H La Salle	82 56							
90	A Saint Louis	50 53	137	A George Washington	60 65							
226	H George Mason	84 63	149	H Massachusetts	77 81							

Non-Div I Games:

Duquesne

■ Loss, 
 ■ Non-Conf, 
 ■ S Site, 
 ■ H Home 
 ■ A Away 
 N Neutral

Average RPI Win: <b>243</b>	WON-LOST	WINNING	LAST 10	STRENGTH OF	OPP. STRENGTH	TEAM	ADJ.	CONF.	ADJ CONF.
Average RPI Loss: <b>162</b>	RECORD	PCT. RANK	GAMES	SCHEDULE	OF SCHEDULE	RPI	RPI	RPI	RPI
DIV. I ONLY	7- 16	279	3-7	186	266	270	270	26	26
DIV. I NON-CONF.	4- 10	259	0-1	75	252	213	213	22	22
TOTALS	RPI 1-25	RPI 26-50	W-L RECORDS	RPI 51-100	RPI 101-150	RPI 150+			
7- 16	0- 0	0- 1	OVERALL	0- 2	2- 3	5- 10			
3- 9	0- 0	0- 1	HOME	0- 0	1- 1	2- 7			
4- 7	0- 0	0- 0	AWAY	0- 2	1- 2	3- 3			
0- 0	0- 0	0- 0	NEUTRAL	0- 0	0- 0	0- 0			
4- 10	0- 0	0- 1	NON-CONFERENCE	0- 2	2- 3	2- 4			
2- 5	0- 0	0- 1	HOME	0- 0	1- 1	1- 3			
2- 5	0- 0	0- 0	AWAY	0- 2	1- 2	1- 1			
0- 0	0- 0	0- 0	NEUTRAL	0- 0	0- 0	0- 0			
3- 6	0- 0	0- 0	CONFERENCE	0- 0	0- 0	3- 6			
1- 4	0- 0	0- 0	HOME	0- 0	0- 0	1- 4			
2- 2	0- 0	0- 0	AWAY	0- 0	0- 0	2- 2			
0- 0	0- 0	0- 0	NEUTRAL	0- 0	0- 0	0- 0			

RPI S	Opponent	Score	RPI S	Opponent	Score	RPI S	Opponent	Score	RPI S	Opponent	Score	Team's RPI: 270
45	H Tennessee	68 72	58	A Troy	61 79	108	A Liberty	63 62				
			89	A Georgia Tech	48 87	116	H Wake Forest	67 60				
						120	H Davidson	60 75				
						134	A Cornell	43 71				
						139	A N.C. A&T	69 80				
						153	A UNC Greensboro	47 63				
						153	H UNC Greensboro	45 65				
						175	A Samford	34 68				
						188	A High Point	62 80				
						191	H Cleveland St.	54 62				
						196	H Furman	62 81				
						213	H Radford	43 67				
						234	H Chattanooga	82 91				
						236	H South Alabama	65 60				
						244	H UNC Asheville	54 72				
						250	A Appalachian St.	67 61				
						265	H Wofford	47 76				
						318	A Mercer	72 66				
						337	A Western Caro.	62 57				
						337	H Western Caro.	76 49				
LAST 10 Division I												
153	H UNC Greensboro	45 65	265	H Wofford	47 76							
337	H Western Caro.	76 49	196	H Furman	62 81							
234	H Chattanooga	82 91	337	A Western Caro.	62 57							
175	A Samford	34 68	153	A UNC Greensboro	47 63							
318	A Mercer	72 66	134	A Cornell	43 71							

Non-Div I Games: Converse 73 35

ETSU

■ Loss, 
 ■ Non-Conf, 
 ■ S Site, 
 ■ H Home 
 ■ A Away 
 N Neutral

# East Carolina

Through Games Of Feb. 9, 2020

Average RPI Win: <b>245</b>	WON-LOST	WINNING	LAST 10	STRENGTH OF	OPP. STRENGTH	TEAM	ADJ.	CONF.	ADJ CONF.
Average RPI Loss: <b>118</b>	RECORD	PCT. RANK	GAMES	SCHEDULE	OF SCHEDULE	RPI	RPI	RPI	RPI
DIV. I ONLY	5- 17	311	2-8	94	120	262	262	9	9
DIV. I NON-CONF.	3- 10	282	0-1	88	178	249	249	9	9
TOTALS	RPI 1-25	RPI 26-50	W-L RECORDS	RPI 51-100	RPI 101-150	RPI 150+			
5- 17	0- 2	0- 0	OVERALL	0- 5	0- 6	5- 4			
4- 7	0- 1	0- 0	HOME	0- 2	0- 2	4- 2			
1- 8	0- 0	0- 0	AWAY	0- 2	0- 4	1- 2			
0- 2	0- 1	0- 0	NEUTRAL	0- 1	0- 0	0- 0			
3- 10	0- 1	0- 0	NON-CONFERENCE	0- 4	0- 4	3- 1			
2- 4	0- 0	0- 0	HOME	0- 2	0- 1	2- 1			
1- 4	0- 0	0- 0	AWAY	0- 1	0- 3	1- 0			
0- 2	0- 1	0- 0	NEUTRAL	0- 1	0- 0	0- 0			
2- 7	0- 1	0- 0	CONFERENCE	0- 1	0- 2	2- 3			
2- 3	0- 1	0- 0	HOME	0- 0	0- 1	2- 1			
0- 4	0- 0	0- 0	AWAY	0- 1	0- 1	0- 2			
0- 0	0- 0	0- 0	NEUTRAL	0- 0	0- 0	0- 0			

RPI 1-25				RPI 26-50				RPI 51-100				RPI 101+ Team's RPI: 262			
RPI	S	Opponent	Score	RPI	S	Opponent	Score	RPI	S	Opponent	Score	RPI	S	Opponent	Score
7	H	UConn	42 <b>98</b>					54	A	UCF	55 <b>91</b>	108	A	Liberty	66 <b>81</b>
16	N	Northwestern	45 <b>64</b>					60	H	Middle Tenn.	66 <b>68</b>	114	A	VCU	40 <b>53</b>
								62	N	Dayton	68 <b>94</b>	116	A	Wake Forest	53 <b>76</b>
								76	H	Charlotte	47 <b>59</b>	124	H	William & Mary	68 <b>78</b>
								83	A	Georgia	50 <b>67</b>	148	A	Wichita St.	55 <b>57</b>
												148	H	Wichita St.	53 <b>61</b>
												154	A	Houston	63 <b>72</b>
												154	H	Houston	53 50
												161	H	Memphis	71 65
												230	H	SMU	47 <b>55</b>
												245	A	Tulsa	56 <b>58</b>
												259	A	Longwood	64 61
												267	H	Howard	51 <b>67</b>
												314	H	UMES	57 42
												335	H	USC Upstate	69 48
LAST 10 Division I															
154	H	Houston	53 50	154	A	Houston	63 <b>72</b>								
148	A	Wichita St.	55 <b>57</b>	148	H	Wichita St.	53 <b>61</b>								
161	H	Memphis	71 65	230	H	SMU	47 <b>55</b>								
7	H	UConn	42 <b>98</b>	54	A	UCF	55 <b>91</b>								
245	A	Tulsa	56 <b>58</b>	83	A	Georgia	50 <b>67</b>								

Non-Div I Games:

East Carolina

Loss, Non-Conf, S Site, H Home A Away N Neutral

Average RPI Win:	261	WON-LOST	WINNING	LAST 10	STRENGTH OF	OPP. STRENGTH	TEAM	ADJ.	CONF.	ADJ CONF.
Average RPI Loss:	166	RECORD	PCT. RANK	GAMES	SCHEDULE	OF SCHEDULE	RPI	RPI	RPI	RPI
DIV. I ONLY	13- 9	113	7-3	336	220	220	220	20	20	
DIV. I NON-CONF.	5- 5	164	0	348	199	305	305	24	24	
TOTALS	RPI 1-25	RPI 26-50	W-L RECORDS	RPI 51-100	RPI 101-150	RPI 150+				
13- 9	0- 0	0- 0	OVERALL	1- 1	0- 3	12- 5				
5- 5	0- 0	0- 0	HOME	1- 0	0- 2	4- 3				
7- 4	0- 0	0- 0	AWAY	0- 1	0- 1	7- 2				
1- 0	0- 0	0- 0	NEUTRAL	0- 0	0- 0	1- 0				
5- 5	0- 0	0- 0	NON-CONFERENCE	0- 0	0- 2	5- 3				
1- 3	0- 0	0- 0	HOME	0- 0	0- 1	1- 2				
3- 2	0- 0	0- 0	AWAY	0- 0	0- 1	3- 1				
1- 0	0- 0	0- 0	NEUTRAL	0- 0	0- 0	1- 0				
8- 4	0- 0	0- 0	CONFERENCE	1- 1	0- 1	7- 2				
4- 2	0- 0	0- 0	HOME	1- 0	0- 1	3- 1				
4- 2	0- 0	0- 0	AWAY	0- 1	0- 0	4- 1				
0- 0	0- 0	0- 0	NEUTRAL	0- 0	0- 0	0- 0				

RPI S	Opponent	Score	RPI S	Opponent	Score	RPI S	Opponent	Score	RPI S	Opponent	Score	Team's RPI: 220
						57	A Belmont	45 69	128	A Wisconsin	55 63	
						68	H UT Martin	74 70	129	H Southeast Mo. St.	65 77	
									136	H Loyola Chicago	51 67	
									162	H Tennessee Tech	62 75	
									173	A Northern Ill.	48 61	
									184	H Valparaiso	66 78	
									195	A Austin Peay	76 47	
									209	N Western Ill.	60 52	
									240	A Murray St.	87 92	
									248	A Morehead St.	57 51	
									248	H Morehead St.	67 62	
									271	A Eastern Ky.	83 63	
									271	H Eastern Ky.	85 38	
									275	A Lipscomb	66 56	
									282	H Indiana St.	57 59	
									300	H Jacksonville St.	55 52	
									303	H Omaha	65 52	
									327	A Evansville	90 44	
									340	A Tennessee St.	73 52	
									342	A UIC	80 45	
LAST 10 Division I												
			248	H Morehead St.	67 62		68	H UT Martin	74 70			
			271	H Eastern Ky.	85 38		162	H Tennessee Tech	62 75			
			195	A Austin Peay	76 47		300	H Jacksonville St.	55 52			
			240	A Murray St.	87 92		248	A Morehead St.	57 51			
			129	H Southeast Mo. St.	65 77		271	A Eastern Ky.	83 63			

Non-Div I Games: Lindenwood (MO) 88 66

Eastern Ill.

Loss, Non-Conf, S Site, H Home A Away N Neutral

Eastern Ky.

Through Games Of Feb. 9, 2020

Average RPI Win:	274	WON-LOST	WINNING	LAST 10	STRENGTH OF	OPP. STRENGTH	TEAM	ADJ.	CONF.	ADJ CONF.
Average RPI Loss:	163	RECORD	PCT. RANK	GAMES	SCHEDULE	OF SCHEDULE	RPI	RPI	RPI	RPI
DIV. I ONLY	8- 14	257	3-7	258	285	271	271	20	20	
DIV. I NON-CONF.	5- 5	164	0	249	170	190	190	24	24	
TOTALS	RPI 1-25	RPI 26-50	W-L RECORDS	RPI 51-100	RPI 101-150	RPI 150+				
8- 14	0- 0	0- 0	OVERALL	0- 4	0- 2	8- 8				
3- 7	0- 0	0- 0	HOME	0- 1	0- 1	3- 5				
5- 7	0- 0	0- 0	AWAY	0- 3	0- 1	5- 3				
0- 0	0- 0	0- 0	NEUTRAL	0- 0	0- 0	0- 0				
5- 5	0- 0	0- 0	NON-CONFERENCE	0- 2	0- 1	5- 2				
2- 2	0- 0	0- 0	HOME	0- 0	0- 0	2- 2				
3- 3	0- 0	0- 0	AWAY	0- 2	0- 1	3- 0				
0- 0	0- 0	0- 0	NEUTRAL	0- 0	0- 0	0- 0				
3- 9	0- 0	0- 0	CONFERENCE	0- 2	0- 1	3- 6				
1- 5	0- 0	0- 0	HOME	0- 1	0- 1	1- 3				
2- 4	0- 0	0- 0	AWAY	0- 1	0- 0	2- 3				
0- 0	0- 0	0- 0	NEUTRAL	0- 0	0- 0	0- 0				

RPI S	Opponent	Score	RPI S	Opponent	Score	RPI S	Opponent	Score	RPI S	Opponent	Score	Team's RPI: 271
						55	A IUPUI	42 72	106	A Vanderbilt	69 75	
						57	A Belmont	48 68	129	H Southeast Mo. St.	44 60	
						68	H UT Martin	50 65	161	A Memphis	63 60	
						94	A Butler	41 73	162	A Tennessee Tech	82 87	
									162	H Tennessee Tech	42 60	
									168	H Miami (OH)	57 75	
									201	H Northern Ky.	69 62	
									220	A Eastern Ill.	38 85	
									220	H Eastern Ill.	63 83	
									234	H Chattanooga	71 65	
									246	H Youngstown St.	63 72	
									263	A Xavier	56 55	
									300	A Jacksonville St.	54 68	
									300	H Jacksonville St.	33 43	
									318	A Mercer	61 60	
									338	A SIUE	68 38	
									338	H SIUE	49 46	
									340	A Tennessee St.	61 55	
LAST 10 Division I												
338	A	SIUE	68	38	300	A	Jacksonville St.	54	68			
220	A	Eastern Ill.	38	85	340	A	Tennessee St.	61	55			
129	H	Southeast Mo. St.	44	60	57	A	Belmont	48	68			
68	H	UT Martin	50	65	338	H	SIUE	49	46			
162	A	Tennessee Tech	82	87	220	H	Eastern Ill.	63	83			

Non-Div I Games: Alice Lloyd 102 65

Eastern Ky.

Loss, Non-Conf, S Site, H Home A Away N Neutral

Average RPI Win:	216	WON-LOST	WINNING	LAST 10	STRENGTH OF	OPP. STRENGTH	TEAM	ADJ.	CONF.	ADJ CONF.
Average RPI Loss:	114	RECORD	PCT. RANK	GAMES	SCHEDULE	OF SCHEDULE	RPI	RPI	RPI	RPI
DIV. I ONLY	10- 11	192	5-5	159	135	165	165	10	10	
DIV. I NON-CONF.	4- 6	212	0	255	262	245	245	10	10	
TOTALS	RPI 1-25	RPI 26-50	W-L RECORDS	RPI 51-100	RPI 101-150	RPI 150+				
10- 11	0- 1	0- 1	OVERALL	0- 4	3- 2	7- 3				
5- 4	0- 1	0- 1	HOME	0- 2	1- 0	4- 0				
5- 7	0- 0	0- 0	AWAY	0- 2	2- 2	3- 3				
0- 0	0- 0	0- 0	NEUTRAL	0- 0	0- 0	0- 0				
4- 6	0- 0	0- 1	NON-CONFERENCE	0- 2	1- 1	3- 2				
2- 2	0- 0	0- 1	HOME	0- 1	1- 0	1- 0				
2- 4	0- 0	0- 0	AWAY	0- 1	0- 1	2- 2				
0- 0	0- 0	0- 0	NEUTRAL	0- 0	0- 0	0- 0				
6- 5	0- 1	0- 0	CONFERENCE	0- 2	2- 1	4- 1				
3- 2	0- 1	0- 0	HOME	0- 1	0- 0	3- 0				
3- 3	0- 0	0- 0	AWAY	0- 1	2- 1	1- 1				
0- 0	0- 0	0- 0	NEUTRAL	0- 0	0- 0	0- 0				

RPI 1-25				RPI 26-50				RPI 51-100				RPI 101+ Team's RPI: 165			
RPI	S	Opponent	Score	RPI	S	Opponent	Score	RPI	S	Opponent	Score	RPI	S	Opponent	Score
18	H	Central Mich.	82 89	37	H	Michigan	38 57	53	H	Ohio	65 75	107	A	Buffalo	63 66
								70	A	Ball St.	54 59	111	A	Kent St.	74 69
								85	H	Southern Ill.	54 85	129	H	Southeast Mo. St.	69 64
								100	A	Michigan St.	50 85	147	A	Toledo	77 62
												148	A	Wichita St.	52 63
												168	H	Miami (OH)	80 53
												173	H	Northern Ill.	62 55
												178	A	Western Mich.	83 79
												194	A	Akron	81 88
												200	A	Binghamton	67 78
												246	A	Youngstown St.	77 79
												249	H	Bowling Green	78 61
												328	A	Detroit Mercy	84 70
												330	H	Purdue Fort Wayne	64 40
												342	A	UIC	68 59
LAST 10 Division I															
178	A	Western Mich.	83 79	18	H	Central Mich.	82 89	107	A	Buffalo	63 66				
53	H	Ohio	65 75					168	H	Miami (OH)	80 53				
194	A	Akron	81 88					70	A	Ball St.	54 59				
147	A	Toledo	77 62					111	A	Kent St.	74 69				
173	H	Northern Ill.	62 55												

Non-Div I Games: Olivet 95 38

Eastern Mich.

■ Loss, 
 ■ Non-Conf, 
 ■ S Site, 
 ■ H Home 
 ■ A Away 
 N Neutral

Average RPI Win:	321	WON-LOST	WINNING	LAST 10	STRENGTH OF	OPP. STRENGTH	TEAM	ADJ.	CONF.	ADJ CONF.
Average RPI Loss:	146	RECORD	PCT. RANK	GAMES	SCHEDULE	OF SCHEDULE	RPI	RPI	RPI	RPI
DIV. I ONLY	1- 19	345	0-10	77	205	306	306	18	18	
DIV. I NON-CONF.	0- 8	338	0	6	147	234	234	17	17	
TOTALS	RPI 1-25	RPI 26-50	W-L RECORDS	RPI 51-100	RPI 101-150	RPI 150+				
1- 19	0- 2	0- 1	OVERALL	0- 3	0- 2	1- 11				
1- 7	0- 0	0- 0	HOME	0- 1	0- 1	1- 5				
0- 11	0- 2	0- 0	AWAY	0- 2	0- 1	0- 6				
0- 1	0- 0	0- 1	NEUTRAL	0- 0	0- 0	0- 0				
0- 8	0- 2	0- 1	NON-CONFERENCE	0- 1	0- 1	0- 3				
0- 2	0- 0	0- 0	HOME	0- 0	0- 1	0- 1				
0- 5	0- 2	0- 0	AWAY	0- 1	0- 0	0- 2				
0- 1	0- 0	0- 1	NEUTRAL	0- 0	0- 0	0- 0				
1- 11	0- 0	0- 0	CONFERENCE	0- 2	0- 1	1- 8				
1- 5	0- 0	0- 0	HOME	0- 1	0- 0	1- 4				
0- 6	0- 0	0- 0	AWAY	0- 1	0- 1	0- 4				
0- 0	0- 0	0- 0	NEUTRAL	0- 0	0- 0	0- 0				

RPI 1-25				RPI 26-50				RPI 51-100				RPI 101+ Team's RPI: 306			
RPI	S	Opponent	Score	RPI	S	Opponent	Score	RPI	S	Opponent	Score	RPI	S	Opponent	Score
10	A	Stanford	27 92	43	N	Bradley	46 66	91	A	Montana St.	47 79	121	A	Idaho	60 69
11	A	Gonzaga	44 84					91	H	Montana St.	85 89	123	H	Boise St.	61 63
								92	A	Utah	49 87	151	A	San Jose St.	66 84
												164	A	Southern Utah	50 71
												174	A	Montana	54 92
												174	H	Montana	56 77
												186	H	Northern Ariz.	62 70
												187	H	Pepperdine	52 53
												192	A	Portland St.	58 75
												198	H	Idaho St.	47 67
												219	A	UMKC	55 66
												233	A	Northern Colo.	42 63
												308	H	Sacramento St.	67 74
												321	H	Weber St.	63 53
LAST 10 Division I															
				91	A	Montana St.	47 79	164	A	Southern Utah	50 71				
				174	H	Montana	56 77	91	H	Montana St.	85 89				
				186	H	Northern Ariz.	62 70	121	A	Idaho	60 69				
				308	H	Sacramento St.	67 74	174	A	Montana	54 92				
				233	A	Northern Colo.	42 63	192	A	Portland St.	58 75				

Non-Div I Games: Northwest Chrst. 81 62

Eastern Wash.

■ Loss, 
 ■ Non-Conf, 
 ■ S Site, 
 ■ H Home 
 ■ A Away 
 N Neutral



Average RPI Win:	248	WON-LOST	WINNING	LAST 10	STRENGTH OF	OPP. STRENGTH	TEAM	ADJ.	CONF.	ADJ CONF.
Average RPI Loss:	91	RECORD	PCT. RANK	GAMES	SCHEDULE	OF SCHEDULE	RPI	RPI	RPI	RPI
DIV. I ONLY	10- 11	192	5-5	90	193	137	137	14	14	
DIV. I NON-CONF.	4- 6	212	0	31	246	111	111	13	13	
TOTALS	RPI 1-25	RPI 26-50	W-L RECORDS	RPI 51-100	RPI 101-150	RPI 150+				
10- 11	0- 1	0- 1	OVERALL	0- 5	0- 3	10- 1				
4- 4	0- 0	0- 0	HOME	0- 1	0- 2	4- 1				
6- 5	0- 1	0- 1	AWAY	0- 2	0- 1	6- 0				
0- 2	0- 0	0- 0	NEUTRAL	0- 2	0- 0	0- 0				
4- 6	0- 1	0- 0	NON-CONFERENCE	0- 4	0- 1	4- 0				
2- 1	0- 0	0- 0	HOME	0- 0	0- 1	2- 0				
2- 3	0- 1	0- 0	AWAY	0- 2	0- 0	2- 0				
0- 2	0- 0	0- 0	NEUTRAL	0- 2	0- 0	0- 0				
6- 5	0- 0	0- 1	CONFERENCE	0- 1	0- 2	6- 1				
2- 3	0- 0	0- 0	HOME	0- 1	0- 1	2- 1				
4- 2	0- 0	0- 1	AWAY	0- 0	0- 1	4- 0				
0- 0	0- 0	0- 0	NEUTRAL	0- 0	0- 0	0- 0				

RPI 1-25				RPI 26-50				RPI 51-100				RPI 101+				Team's RPI: 137	
RPI	S	Opponent	Score	RPI	S	Opponent	Score	RPI	S	Opponent	Score	RPI	S	Opponent	Score		
13	A	NC State	49 62	44	A	James Madison	48 61	55	N	IUPUI	53 59	116	H	Wake Forest	57 69		
								56	H	Drexel	53 55	124	H	William & Mary	77 84		
								77	A	North Carolina	46 76	145	A	Northeastern	65 68		
								79	A	Marist	55 63	176	A	UNLV	50 44		
								98	N	Coastal Caro.	65 76	182	A	Towson	74 61		
												190	H	Delaware	56 65		
												196	A	Furman	87 76		
												250	H	Appalachian St.	67 66		
												252	A	Col. of Charleston	85 57		
												252	H	Col. of Charleston	90 48		
												260	A	UNCW	60 57		
												260	H	UNCW	77 53		
												316	A	Hofstra	69 56		
												337	H	Western Caro.	68 24		
LAST 10 Division I																	
252	A	Col. of Charleston	85 57	316	A	Hofstra	69 56										
260	A	UNCW	60 57	145	A	Northeastern	65 68										
124	H	William & Mary	77 84	260	H	UNCW	77 53										
190	H	Delaware	56 65	252	H	Col. of Charleston	90 48										
56	H	Drexel	53 55	44	A	James Madison	48 61										

Non-Div I Games: Newberry 73 53

Elon

Average RPI Win: 299		WON-LOST	WINNING	LAST 10	STRENGTH OF		OPP. STRENGTH	TEAM	ADJ.	CONF.	ADJ CONF.
Average RPI Loss: 158		RECORD	PCT. RANK	GAMES	SCHEDULE		OF SCHEDULE	RPI	RPI	RPI	RPI
DIV. I ONLY		2- 19	341	0-10	188		200	327	327	7	7
DIV. I NON-CONF.		2- 8	295	0	338		341	346	346	7	7
TOTALS		RPI 1-25	RPI 26-50		W-L RECORDS		RPI 51-100	RPI 101-150		RPI 150+	
2- 19		0- 1	0- 3		OVERALL		0- 2	0- 3		2- 10	
2- 6		0- 1	0- 0		HOME		0- 1	0- 1		2- 3	
0- 13		0- 0	0- 3		AWAY		0- 1	0- 2		0- 7	
0- 0		0- 0	0- 0		NEUTRAL		0- 0	0- 0		0- 0	
2- 8		0- 0	0- 0		NON-CONFERENCE		0- 0	0- 1		2- 7	
2- 2		0- 0	0- 0		HOME		0- 0	0- 0		2- 2	
0- 6		0- 0	0- 0		AWAY		0- 0	0- 1		0- 5	
0- 0		0- 0	0- 0		NEUTRAL		0- 0	0- 0		0- 0	
0- 11		0- 1	0- 3		CONFERENCE		0- 2	0- 2		0- 3	
0- 4		0- 1	0- 0		HOME		0- 1	0- 1		0- 1	
0- 7		0- 0	0- 3		AWAY		0- 1	0- 1		0- 2	
0- 0		0- 0	0- 0		NEUTRAL		0- 0	0- 0		0- 0	

RPI 1-25				RPI 26-50				RPI 51-100				RPI 101+				Team's RPI: 327	
RPI	S	Opponent	Score	RPI	S	Opponent	Score	RPI	S	Opponent	Score	RPI	S	Opponent	Score		
4	H	Missouri St.	55 81	29	A	Drake	44 108	80	A	Illinois St.	58 81	129	A	Southeast Mo. St.	60 83		
				43	A	Bradley	51 82	85	H	Southern Ill.	57 70	136	A	Loyola Chicago	47 77		
				47	A	UNI	60 76					136	H	Loyola Chicago	61 71		
												168	A	Miami (OH)	64 72		
												171	A	Illinois	44 59		
												184	A	Valparaiso	54 72		
												184	H	Valparaiso	66 88		
												195	A	Austin Peay	64 80		
												220	H	Eastern Ill.	44 90		
												240	H	Murray St.	59 61		
												247	H	Marshall	66 62		
												282	A	Indiana St.	58 68		
												330	A	Purdue Fort Wayne	64 67		
												338	A	SIUE	74 85		
												350	H	Chicago St.	76 42		
EAST 10 Division I																	
				136	A	Loyola Chicago	47 77	29	A	Drake	44 108						
				184	A	Valparaiso	54 72	47	A	UNI	60 76						
				282	A	Indiana St.	58 68	184	H	Valparaiso	66 88						
				4	H	Missouri St.	55 81	136	H	Loyola Chicago	61 71						
				85	H	Southern Ill.	57 70	80	A	Illinois St.	58 81						

Non-Div I Games:	Brescia	77	61
------------------	---------	----	----

Evansville

■ Loss, ■ Non-Conf, S Site, H Home A Away N Neutral

Average RPI Win:	162	WON-LOST	WINNING	LAST 10	STRENGTH OF	OPP. STRENGTH	TEAM	ADJ.	CONF.	ADJ CONF.
Average RPI Loss:	21	RECORD	PCT. RANK	GAMES	SCHEDULE	OF SCHEDULE	RPI	RPI	RPI	RPI
DIV. I ONLY	20- 2	10	10-0	122	90	25	25	16	16	
DIV. I NON-CONF.	10- 2	29	0	83	18	23	23	15	15	
TOTALS	RPI 1-25	RPI 26-50	W-L RECORDS	RPI 51-100	RPI 101-150	RPI 150+				
20- 2	0- 2	1- 0	OVERALL	6- 0	3- 0	10- 0				
8- 1	0- 1	1- 0	HOME	2- 0	1- 0	4- 0				
8- 1	0- 1	0- 0	AWAY	2- 0	1- 0	5- 0				
4- 0	0- 0	0- 0	NEUTRAL	2- 0	1- 0	1- 0				
10- 2	0- 2	1- 0	NON-CONFERENCE	4- 0	1- 0	4- 0				
3- 1	0- 1	1- 0	HOME	1- 0	0- 0	1- 0				
3- 1	0- 1	0- 0	AWAY	1- 0	0- 0	2- 0				
4- 0	0- 0	0- 0	NEUTRAL	2- 0	1- 0	1- 0				
10- 0	0- 0	0- 0	CONFERENCE	2- 0	2- 0	6- 0				
5- 0	0- 0	0- 0	HOME	1- 0	1- 0	3- 0				
5- 0	0- 0	0- 0	AWAY	1- 0	1- 0	3- 0				
0- 0	0- 0	0- 0	NEUTRAL	0- 0	0- 0	0- 0				

RPI 1-25				RPI 26-50				RPI 51-100				RPI 101+			
RPI	S	Opponent	Score	RPI	S	Opponent	Score	RPI	S	Opponent	Score	RPI	S	Opponent	Score
19	A	Princeton	53 67	36	H	Duke	78 56	54	H	UCF	72 50	103	N	Notre Dame	69 60
22	H	LSU	63 74					64	N	South Dakota St.	71 70	108	A	Liberty	74 65
								67	N	South Fla.	81 77	108	H	Liberty	64 57
								73	A	Temple	93 67	152	A	North Ala.	74 63
								95	A	North Florida	72 50	154	A	Houston	57 45
								95	H	North Florida	76 65	185	A	Jacksonville	81 68
												224	H	Kennesaw St.	80 63
												227	A	Stetson	89 47
												261	N	Saint Francis (PA)	97 64
												275	H	Lipscomb	82 56
												286	A	FIU	100 54
												333	H	NJIT	82 39
												344	H	Central Conn. St.	94 60
LAST 10 Division I															
				95	H	North Florida	76 65	152	A	North Ala.	74 63				
				185	A	Jacksonville	81 68	95	A	North Florida	72 50				
				108	A	Liberty	74 65	227	A	Stetson	89 47				
				333	H	NJIT	82 39	108	H	Liberty	64 57				
				224	H	Kennesaw St.	80 63	275	H	Lipscomb	82 56				

Non-Div I Games: Webber Int'l 99 48 Fla. Memorial 91 47 Johnson & Wales (FL89 56

FGCU

Loss, Non-Conf, S Site, H Home A Away N Neutral

Average RPI Win:	298	WON-LOST	WINNING	LAST 10	STRENGTH OF	OPP. STRENGTH	TEAM	ADJ.	CONF.	ADJ CONF.
Average RPI Loss:	142	RECORD	PCT. RANK	GAMES	SCHEDULE	OF SCHEDULE	RPI	RPI	RPI	RPI
DIV. I ONLY	5- 17	311	2-8	141	224	286	286	13	13	
DIV. I NON-CONF.	3- 8	268	0	245	335	313	313	14	14	
TOTALS	RPI 1-25	RPI 26-50	W-L RECORDS	RPI 51-100	RPI 101-150	RPI 150+				
5- 17	0- 1	0- 2	OVERALL	0- 4	0- 2	5- 8				
2- 11	0- 1	0- 1	HOME	0- 3	0- 1	2- 5				
3- 6	0- 0	0- 1	AWAY	0- 1	0- 1	3- 3				
0- 0	0- 0	0- 0	NEUTRAL	0- 0	0- 0	0- 0				
3- 8	0- 1	0- 0	NON-CONFERENCE	0- 1	0- 1	3- 5				
1- 7	0- 1	0- 0	HOME	0- 1	0- 1	1- 4				
2- 1	0- 0	0- 0	AWAY	0- 0	0- 0	2- 1				
0- 0	0- 0	0- 0	NEUTRAL	0- 0	0- 0	0- 0				
2- 9	0- 0	0- 2	CONFERENCE	0- 3	0- 1	2- 3				
1- 4	0- 0	0- 1	HOME	0- 2	0- 0	1- 1				
1- 5	0- 0	0- 1	AWAY	0- 1	0- 1	1- 2				
0- 0	0- 0	0- 0	NEUTRAL	0- 0	0- 0	0- 0				

RPI 1-25				RPI 26-50				RPI 51-100				RPI 101+ Team's RPI: 286			
RPI	S	Opponent	Score	RPI	S	Opponent	Score	RPI	S	Opponent	Score	RPI	S	Opponent	Score
25	H	FGCU	54 100	30	A	Western Ky.	51 71	60	A	Middle Tenn.	56 72	110	A	UAB	58 71
				32	H	Old Dominion	39 66	76	H	Charlotte	50 64	125	H	Bethune-Cookman	60 65
								87	H	Rice	47 68	181	H	Fla. Atlantic	61 64
								95	H	North Florida	49 64	185	A	Jacksonville	52 77
												195	H	Austin Peay	56 58
												201	H	Northern Ky.	45 67
												212	A	UTEP	34 64
												215	H	Brown	57 72
												247	A	Marshall	68 65
												258	H	North Texas	58 56
												281	H	Oakland	49 58
												299	A	UTSA	45 60
												315	A	Georgia St.	70 63
												320	A	N.C. Central	59 58
												349	H	Grambling	56 55
LAST 10 Division I															
181	H	Fla. Atlantic	61 64	60	A	Middle Tenn.	56 72								
30	A	Western Ky.	51 71	110	A	UAB	58 71								
247	A	Marshall	68 65	87	H	Rice	47 68								
76	H	Charlotte	50 64	258	H	North Texas	58 56								
32	H	Old Dominion	39 66	299	A	UTSA	45 60								

Non-Div I Games:

FIU

■ Loss, 
 ■ Non-Conf, 
 S Site, 
 ■ Home 
 ■ Away 
 N Neutral

## Fairfield

Through Games Of Feb. 9, 2020

Average RPI Win:	271	WON-LOST	WINNING	LAST 10	STRENGTH OF	OPP. STRENGTH	TEAM	ADJ.	CONF.	ADJ CONF.
Average RPI Loss:	158	RECORD	PCT. RANK	GAMES	SCHEDULE	OF SCHEDULE	RPI	RPI	RPI	RPI
DIV. I ONLY	11- 9	141	7-3	335	203	224	224	24	24	
DIV. I NON-CONF.	3- 6	235	0	323	89	308	308	25	25	
TOTALS	RPI 1-25	RPI 26-50	W-L RECORDS	RPI 51-100	RPI 101-150	RPI 150+				
11- 9	0- 0	0- 0	OVERALL	1- 4	0- 0	10- 5				
7- 2	0- 0	0- 0	HOME	1- 0	0- 0	6- 2				
4- 7	0- 0	0- 0	AWAY	0- 4	0- 0	4- 3				
0- 0	0- 0	0- 0	NEUTRAL	0- 0	0- 0	0- 0				
3- 6	0- 0	0- 0	NON-CONFERENCE	0- 3	0- 0	3- 3				
2- 2	0- 0	0- 0	HOME	0- 0	0- 0	2- 2				
1- 4	0- 0	0- 0	AWAY	0- 3	0- 0	1- 1				
0- 0	0- 0	0- 0	NEUTRAL	0- 0	0- 0	0- 0				
8- 3	0- 0	0- 0	CONFERENCE	1- 1	0- 0	7- 2				
5- 0	0- 0	0- 0	HOME	1- 0	0- 0	4- 0				
3- 3	0- 0	0- 0	AWAY	0- 1	0- 0	3- 2				
0- 0	0- 0	0- 0	NEUTRAL	0- 0	0- 0	0- 0				

RPI 1-25				RPI 26-50				RPI 51-100				RPI 101+				Team's RPI: 224	
RPI	S	Opponent	Score	RPI	S	Opponent	Score	RPI	S	Opponent	Score	RPI	S	Opponent	Score		
								61	A	St. John's (NY)	69	71	180	A	Quinnipiac	62	76
								63	A	Seton Hall	44	74	189	A	Rhode Island	41	74
								73	A	Temple	59	77	199	H	Dartmouth	51	52
								79	H	Marist	52	48	215	H	Brown	44	58
								99	A	Rider	52	60	228	A	Iona	52	40
													231	H	Manhattan	87	47
													269	A	Niagara	77	65
													274	A	Siena	65	35
													284	H	Monmouth	49	38
													297	H	Navy	66	52
													316	H	Hofstra	73	64
													329	H	Saint Peter's	67	48
													336	A	LIU Brooklyn	53	51
													339	A	Canisius	63	70
													339	H	Canisius	72	70
LAST 10 Division I																	
339	A	Canisius	63	70	231	H	Manhattan	87	47								
269	A	Niagara	77	65	228	A	Iona	52	40								
79	H	Marist	52	48	339	H	Canisius	72	70								
99	A	Rider	52	60	329	H	Saint Peter's	67	48								
180	A	Quinnipiac	62	76	284	H	Monmouth	49	38								

Non-Div I Games:

Fairfield

■ Loss, 
 ■ Non-Conf, 
 ■ S Site, 
 ■ H Home 
 ■ A Away 
 N Neutral

Average RPI Win:	303	WON-LOST	WINNING	LAST 10	STRENGTH OF	OPP. STRENGTH	TEAM	ADJ.	CONF.	ADJ CONF.
Average RPI Loss:	251	RECORD	PCT. RANK	GAMES	SCHEDULE	OF SCHEDULE	RPI	RPI	RPI	RPI
DIV. I ONLY	8- 13	242	5-5	349	342	325	325	30	30	
DIV. I NON-CONF.	3- 8	268	0	340	338	332	332	30	30	
TOTALS	RPI 1-25	RPI 26-50	W-L RECORDS	RPI 51-100	RPI 101-150	RPI 150+				
8- 13	0- 0	0- 0	OVERALL	0- 0	0- 0	8- 13				
4- 6	0- 0	0- 0	HOME	0- 0	0- 0	4- 6				
4- 7	0- 0	0- 0	AWAY	0- 0	0- 0	4- 7				
0- 0	0- 0	0- 0	NEUTRAL	0- 0	0- 0	0- 0				
3- 8	0- 0	0- 0	NON-CONFERENCE	0- 0	0- 0	3- 8				
1- 4	0- 0	0- 0	HOME	0- 0	0- 0	1- 4				
2- 4	0- 0	0- 0	AWAY	0- 0	0- 0	2- 4				
0- 0	0- 0	0- 0	NEUTRAL	0- 0	0- 0	0- 0				
5- 5	0- 0	0- 0	CONFERENCE	0- 0	0- 0	5- 5				
3- 2	0- 0	0- 0	HOME	0- 0	0- 0	3- 2				
2- 3	0- 0	0- 0	AWAY	0- 0	0- 0	2- 3				
0- 0	0- 0	0- 0	NEUTRAL	0- 0	0- 0	0- 0				

RPI 1-25			RPI 26-50			RPI 51-100			RPI 101+ Team's RPI: 325		
RPI	S	Opponent	Score	RPI	S	Opponent	Score	RPI	S	Opponent	Score
								160	A	Lafayette	29 61
								200	H	Binghamton	48 60
								202	H	Mt. St. Mary's	61 69
								206	A	Merrimack	51 62
								217	A	UMass Lowell	56 61
								231	H	Manhattan	61 62
								251	H	Loyola Maryland	46 75
								261	H	Saint Francis (PA)	56 47
								267	A	Howard	56 64
								274	H	Siena	67 58
								276	A	Wagner	62 61
								277	A	Pittsburgh	60 69
								296	A	Sacred Heart	53 68
								296	H	Sacred Heart	65 60
								301	H	Army West Point	68 70
								311	A	St. Francis Brooklyn	62 57
								317	H	Bryant	45 57
								329	A	Saint Peter's	77 71
								333	A	NJIT	68 59
								336	A	LIU Brooklyn	63 68
								344	H	Central Conn. St.	66 47
LAST 10 Division I											
								276	A	Wagner	62 61
								296	H	Sacred Heart	65 60
								336	A	LIU Brooklyn	63 68
								202	H	Mt. St. Mary's	61 69
								261	H	Saint Francis (PA)	56 47
								206	A	Merrimack	51 62
								317	H	Bryant	45 57
								296	A	Sacred Heart	53 68
								311	A	St. Francis Brooklyn	62 57
								344	H	Central Conn. St.	66 47

Non-Div I Games:

Fairleigh Dickinson

■ Loss, 
 ■ Non-Conf, 
 ■ S Site, 
 ■ H Home 
 ■ A Away 
 N Neutral

Average RPI Win:	232	WON-LOST	WINNING	LAST 10	STRENGTH OF	OPP. STRENGTH	TEAM	ADJ.	CONF.	ADJ CONF.
Average RPI Loss:	111	RECORD	PCT. RANK	GAMES	SCHEDULE	OF SCHEDULE	RPI	RPI	RPI	RPI
DIV. I ONLY	10- 12	208	3-7	134	141	181	181	13	13	
DIV. I NON-CONF.	6- 5	151	0	201	185	183	183	14	14	
TOTALS	RPI 1-25	RPI 26-50	W-L RECORDS	RPI 51-100	RPI 101-150	RPI 150+				
10- 12	0- 1	0- 2	OVERALL	1- 2	0- 4	9- 3				
6- 5	0- 0	0- 1	HOME	1- 1	0- 2	5- 1				
4- 7	0- 1	0- 1	AWAY	0- 1	0- 2	4- 2				
0- 0	0- 0	0- 0	NEUTRAL	0- 0	0- 0	0- 0				
6- 5	0- 1	0- 0	NON-CONFERENCE	0- 0	0- 3	6- 1				
4- 3	0- 0	0- 0	HOME	0- 0	0- 2	4- 1				
2- 2	0- 1	0- 0	AWAY	0- 0	0- 1	2- 0				
0- 0	0- 0	0- 0	NEUTRAL	0- 0	0- 0	0- 0				
4- 7	0- 0	0- 2	CONFERENCE	1- 2	0- 1	3- 2				
2- 2	0- 0	0- 1	HOME	1- 1	0- 0	1- 0				
2- 5	0- 0	0- 1	AWAY	0- 1	0- 1	2- 2				
0- 0	0- 0	0- 0	NEUTRAL	0- 0	0- 0	0- 0				

RPI 1-25			RPI 26-50			RPI 51-100			RPI 101+			Team's RPI: 181
RPI	S	Opponent	Score	RPI	S	Opponent	Score	RPI	S	Opponent	Score	
6	A	Iowa	53 85	30	A	Western Ky.	59 68	60	A	Middle Tenn.	66 81	101 H Harvard 51 65
				32	H	Old Dominion	63 75	76	H	Charlotte	65 44	110 A UAB 73 92
								87	H	Rice	69 78	115 H Kansas 60 90
												130 A Richmond 55 57
												170 A Hampton 64 63
												178 A Western Mich. 80 79
												183 H Little Rock 79 72
												196 H Furman 63 69
												212 A UTEP 65 96
												247 A Marshall 75 85
												251 H Loyola Maryland 72 61
												258 H North Texas 84 78
												274 H Siena 83 39
												286 A FIU 64 61
												299 A UTSA 80 53
												344 H Central Conn. St. 72 54
LAST 10 Division I												
286	A	FIU	64 61	110	A	UAB	73 92					
247	A	Marshall	75 85	60	A	Middle Tenn.	66 81					
30	A	Western Ky.	59 68	258	H	North Texas	84 78					
32	H	Old Dominion	63 75	87	H	Rice	69 78					
76	H	Charlotte	65 44	212	A	UTEP	65 96					

Non-Div I Games:

Fla. Atlantic

Average RPI Win:	224	WON-LOST	WINNING	LAST 10	STRENGTH OF	OPP. STRENGTH	TEAM	ADJ.	CONF.	ADJ CONF.
Average RPI Loss:	47	RECORD	PCT. RANK	GAMES	SCHEDULE	OF SCHEDULE	RPI	RPI	RPI	RPI
DIV. I ONLY	12- 11	165	3-7	104	67	133	133	4	4	
DIV. I NON-CONF.	9- 4	84	0	319	171	203	203	5	5	
TOTALS	RPI 1-25	RPI 26-50	W-L RECORDS	RPI 51-100	RPI 101-150	RPI 150+				
12- 11	0- 5	1- 3	OVERALL	0- 1	3- 2	8- 0				
7- 6	0- 3	0- 2	HOME	0- 1	2- 0	5- 0				
4- 4	0- 2	1- 1	AWAY	0- 0	1- 1	2- 0				
1- 1	0- 0	0- 0	NEUTRAL	0- 0	0- 1	1- 0				
9- 4	0- 2	0- 0	NON-CONFERENCE	0- 0	1- 2	8- 0				
6- 2	0- 2	0- 0	HOME	0- 0	1- 0	5- 0				
2- 1	0- 0	0- 0	AWAY	0- 0	0- 1	2- 0				
1- 1	0- 0	0- 0	NEUTRAL	0- 0	0- 1	1- 0				
3- 7	0- 3	1- 3	CONFERENCE	0- 1	2- 0	0- 0				
1- 4	0- 1	0- 2	HOME	0- 1	1- 0	0- 0				
2- 3	0- 2	1- 1	AWAY	0- 0	1- 0	0- 0				
0- 0	0- 0	0- 0	NEUTRAL	0- 0	0- 0	0- 0				

RPI	S	Opponent	Score	RPI	S	Opponent	Score	RPI	S	Opponent	Score	RPI	S	Opponent	Score	Team's RPI: 133
9	A	Mississippi St.	47 93	28	A	Kentucky	70 62	83	H	Georgia	43 49	106	H	Vanderbilt	68 60	
15	H	Indiana	49 73	28	H	Kentucky	45 65					115	A	Kansas	66 76	
17	A	Texas A&M	42 69	39	A	Arkansas	57 79					116	N	Wake Forest	68 73	
22	H	LSU	68 77	45	H	Tennessee	50 78					120	H	Davidson	55 50	
24	H	Florida St.	55 66									127	A	Auburn	83 63	
												175	H	Samford	84 48	
												259	H	Longwood	71 54	
												263	N	Xavier	67 64	
												289	A	Prairie View	51 44	
												304	H	Presbyterian	60 46	
												318	H	Mercer	71 50	
												347	H	Florida A&M	84 40	
												349	A	Grambling	72 65	
LAST 10 Division I																
83	H	Georgia	43 49	45	H	Tennessee	50 78									
28	A	Kentucky	70 62	28	H	Kentucky	45 65									
22	H	LSU	68 77	127	A	Auburn	83 63									
39	A	Arkansas	57 79	106	H	Vanderbilt	68 60									
17	A	Texas A&M	42 69	9	A	Mississippi St.	47 93									

Non-Div I Games:

Florida



Average RPI Win:	345	WON-LOST	WINNING	LAST 10	STRENGTH OF	OPP. STRENGTH	TEAM	ADJ.	CONF.	ADJ CONF.
Average RPI Loss:	232	RECORD	PCT. RANK	GAMES	SCHEDULE	OF SCHEDULE	RPI	RPI	RPI	RPI
DIV. I ONLY	2- 17	340	2-8	320	351	347	347	29	29	
DIV. I NON-CONF.	0- 9	338	0	289	349	349	349	29	29	
TOTALS	RPI 1-25	RPI 26-50	W-L RECORDS	RPI 51-100	RPI 101-150	RPI 150+				
2- 17	0- 1	0- 0	OVERALL	0- 0	0- 3	2- 13				
1- 6	0- 0	0- 0	HOME	0- 0	0- 1	1- 5				
1- 11	0- 1	0- 0	AWAY	0- 0	0- 2	1- 8				
0- 0	0- 0	0- 0	NEUTRAL	0- 0	0- 0	0- 0				
0- 9	0- 1	0- 0	NON-CONFERENCE	0- 0	0- 1	0- 7				
0- 2	0- 0	0- 0	HOME	0- 0	0- 0	0- 2				
0- 7	0- 1	0- 0	AWAY	0- 0	0- 1	0- 5				
0- 0	0- 0	0- 0	NEUTRAL	0- 0	0- 0	0- 0				
2- 8	0- 0	0- 0	CONFERENCE	0- 0	0- 2	2- 6				
1- 4	0- 0	0- 0	HOME	0- 0	0- 1	1- 3				
1- 4	0- 0	0- 0	AWAY	0- 0	0- 1	1- 3				
0- 0	0- 0	0- 0	NEUTRAL	0- 0	0- 0	0- 0				

RPI 1-25				RPI 26-50				RPI 51-100				RPI 101+ Team's RPI: 347			
RPI	S	Opponent	Score	RPI	S	Opponent	Score	RPI	S	Opponent	Score	RPI	S	Opponent	Score
22	A	LSU	45 73									125	H	Bethune-Cookman	57 78
												133	A	Florida	40 84
												139	A	N.C. A&T	44 71
												158	A	Texas Tech	60 98
												172	A	Norfolk St.	51 59
												185	H	Jacksonville	54 88
												254	H	Morgan St.	47 59
												267	A	Howard	58 72
												267	H	Howard	56 82
												273	H	Alabama A&M	53 77
												300	A	Jacksonville St.	67 72
												319	A	Alcorn	42 58
												320	A	N.C. Central	57 66
												320	H	N.C. Central	70 71
												335	A	USC Upstate	61 74
												343	H	Coppin St.	58 48
												346	A	South Carolina St.	44 39
												351	A	Mississippi Val.	70 71
LAST 10 Division I															
267	H	Howard	56 82	346	A	South Carolina St.	44 39								
125	H	Bethune-Cookman	57 78	343	H	Coppin St.	58 48								
172	A	Norfolk St.	51 59	254	H	Morgan St.	47 59								
267	A	Howard	58 72	139	A	N.C. A&T	44 71								
320	H	N.C. Central	70 71	320	A	N.C. Central	57 66								

Non-Div I Games: Johnson (FL) 102 40 Trinity Baptist 103 54

Florida A&amp;M

Loss, Non-Conf, S Site, H Home A Away N Neutral

Average RPI Win:	121	WON-LOST	WINNING	LAST 10	STRENGTH OF	OPP. STRENGTH	TEAM	ADJ.	CONF.	ADJ CONF.
Average RPI Loss:	67	RECORD	PCT. RANK	GAMES	SCHEDULE	OF SCHEDULE	RPI	RPI	RPI	RPI
DIV. I ONLY	20- 4	22	7-3	68	18	24	24	5	5	
DIV. I NON-CONF.	11- 0	1	0	126	38	11	11	3	3	
TOTALS	RPI 1-25	RPI 26-50	W-L RECORDS	RPI 51-100	RPI 101-150	RPI 150+				
20- 4	3- 1	2- 0	OVERALL	7- 3	2- 0	6- 0				
10- 2	0- 0	1- 0	HOME	6- 2	0- 0	3- 0				
8- 2	2- 1	0- 0	AWAY	1- 1	2- 0	3- 0				
2- 0	1- 0	1- 0	NEUTRAL	0- 0	0- 0	0- 0				
11- 0	2- 0	1- 0	NON-CONFERENCE	3- 0	1- 0	4- 0				
6- 0	0- 0	0- 0	HOME	3- 0	0- 0	3- 0				
3- 0	1- 0	0- 0	AWAY	0- 0	1- 0	1- 0				
2- 0	1- 0	1- 0	NEUTRAL	0- 0	0- 0	0- 0				
9- 4	1- 1	1- 0	CONFERENCE	4- 3	1- 0	2- 0				
4- 2	0- 0	1- 0	HOME	3- 2	0- 0	0- 0				
5- 2	1- 1	0- 0	AWAY	1- 1	1- 0	2- 0				
0- 0	0- 0	0- 0	NEUTRAL	0- 0	0- 0	0- 0				

RPI	S	Opponent	Score
12	A	Louisville	67 59
13	A	NC State	51 68
17	N	Texas A&M	80 58
22	A	LSU	70 62

RPI	S	Opponent	Score
33	H	Virginia Tech	86 62
37	N	Michigan	79 69

RPI	S	Opponent	Score
51	H	Virginia	63 55
61	H	St. John's (NY)	74 70
74	A	Miami (FL)	73 62
74	H	Miami (FL)	79 61
77	H	North Carolina	78 64
77	H	Boston College	56 65
88	A	Syracuse	89 90
89	H	Georgia Tech	52 67
95	H	North Florida	70 41
100	H	Michigan St.	78 68

RPI	S	Opponent	Score
116	A	Wake Forest	70 65
133	A	Florida	66 55
175	H	Samford	88 59
185	H	Jacksonville	75 41
197	A	Clemson	81 64
277	A	Pittsburgh	66 41
341	H	Charleston So.	88 36
342	A	UIC	86 42

## LAST 10 Division I

51	H	Virginia	63 55	116	A	Wake Forest	70 65
12	A	Louisville	67 59	13	A	NC State	51 68
277	A	Pittsburgh	66 41	77	H	North Carolina	78 64
77	H	Boston College	56 65	89	H	Georgia Tech	52 67
74	H	Miami (FL)	79 61	74	A	Miami (FL)	73 62

Non-Div I Games:

Florida St.

Average RPI Win: <b>178</b>	WON-LOST	WINNING	LAST 10	STRENGTH OF	OPP. STRENGTH	TEAM	ADJ.	CONF.	ADJ CONF.
Average RPI Loss: <b>113</b>	RECORD	PCT. RANK	GAMES	SCHEDULE	OF SCHEDULE	RPI	RPI	RPI	RPI
DIV. I ONLY	15- 8	84	7-3	150	106	97	97	12	12
DIV. I NON-CONF.	8- 5	117	0	181	94	129	129	12	12
-----									
TOTALS	RPI 1-25	RPI 26-50	W-L RECORDS	RPI 51-100	RPI 101-150	RPI 150+			
15- 8	0- 0	0- 1	OVERALL	2- 2	4- 3	9- 2			
10- 2	0- 0	0- 0	HOME	1- 1	2- 1	7- 0			
4- 5	0- 0	0- 0	AWAY	1- 1	1- 2	2- 2			
1- 1	0- 0	0- 1	NEUTRAL	0- 0	1- 0	0- 0			
8- 5	0- 0	0- 1	NON-CONFERENCE	1- 1	2- 1	5- 2			
5- 2	0- 0	0- 0	HOME	0- 1	1- 1	4- 0			
2- 2	0- 0	0- 0	AWAY	1- 0	0- 0	1- 2			
1- 1	0- 0	0- 1	NEUTRAL	0- 0	1- 0	0- 0			
7- 3	0- 0	0- 0	CONFERENCE	1- 1	2- 2	4- 0			
5- 0	0- 0	0- 0	HOME	1- 0	1- 0	3- 0			
2- 3	0- 0	0- 0	AWAY	0- 1	1- 2	1- 0			
0- 0	0- 0	0- 0	NEUTRAL	0- 0	0- 0	0- 0			

RPI 1-25			RPI 26-50			RPI 51-100 Team's RPI: 97			RPI 101+		
RPI	S	Opponent	Score	RPI	S	Opponent	Score	RPI	S	Opponent	Score
				39	N	Arkansas	59 <b>71</b>	62	A	Dayton	44 <b>48</b>
								76	A	Charlotte	76 51
								90	H	Saint Louis	66 54
								96	H	Villanova	66 <b>73</b>
								103	H	Notre Dame	55 <b>60</b>
								114	A	VCU	52 <b>62</b>
								120	A	Davidson	62 <b>74</b>
								122	N	Lehigh	59 57
								137	H	George Washington	53 47
								145	H	Northeastern	74 58
								149	A	Massachusetts	69 64
								154	H	Houston	63 54
								163	A	Columbia	51 <b>70</b>
								175	H	Samford	68 37
								189	H	Rhode Island	60 50
								204	A	Penn St.	59 <b>72</b>
								207	H	La Salle	62 45
								226	A	George Mason	66 54
								231	A	Manhattan	51 45
								239	H	Georgetown	67 54
								241	H	Southern U.	65 52
								283	H	St. Bonaventure	79 53
-----											
LAST 10 Division I											
149	A	Massachusetts	69 64	90	H	Saint Louis	66 54				
189	H	Rhode Island	60 50	226	A	George Mason	66 54				
207	H	La Salle	62 45	137	H	George Washington	53 47				
114	A	VCU	52 <b>62</b>	120	A	Davidson	62 <b>74</b>				
62	A	Dayton	44 <b>48</b>	283	H	St. Bonaventure	79 53				

Non-Div I Games:

Fordham

■ Loss, 
 ■ Non-Conf, 
 ■ S Site, 
 ■ Home 
 ■ A Away 
 N Neutral

Average RPI Win:	218	WON-LOST	WINNING	LAST 10	STRENGTH OF	OPP. STRENGTH	TEAM	ADJ.	CONF.	ADJ CONF.
Average RPI Loss:	114	RECORD	PCT. RANK	GAMES	SCHEDULE	OF SCHEDULE	RPI	RPI	RPI	RPI
DIV. I ONLY	18- 4	26	10-0	200	181	59	59	17	17	
DIV. I NON-CONF.	5- 4	140	0	199	154	143	143	23	23	
TOTALS	RPI 1-25	RPI 26-50	W-L RECORDS	RPI 51-100	RPI 101-150	RPI 150+				
18- 4	0- 0	0- 1	OVERALL	0- 1	1- 1	17- 1				
9- 1	0- 0	0- 0	HOME	0- 1	0- 0	9- 0				
8- 2	0- 0	0- 0	AWAY	0- 0	1- 1	7- 1				
1- 1	0- 0	0- 1	NEUTRAL	0- 0	0- 0	1- 0				
5- 4	0- 0	0- 1	NON-CONFERENCE	0- 1	0- 1	5- 1				
2- 1	0- 0	0- 0	HOME	0- 1	0- 0	2- 0				
2- 2	0- 0	0- 0	AWAY	0- 0	0- 1	2- 1				
1- 1	0- 0	0- 1	NEUTRAL	0- 0	0- 0	1- 0				
13- 0	0- 0	0- 0	CONFERENCE	0- 0	1- 0	12- 0				
7- 0	0- 0	0- 0	HOME	0- 0	0- 0	7- 0				
6- 0	0- 0	0- 0	AWAY	0- 0	1- 0	5- 0				
0- 0	0- 0	0- 0	NEUTRAL	0- 0	0- 0	0- 0				

RPI S	Opponent	Score	RPI S	Opponent	Score	RPI S	Opponent	Score	RPI S	Opponent	Score
41 N	Yale	67 87	69 H	BYU	65 71	123 A	Boise St.	85 80	143 A	Portland	64 75
						151 A	San Jose St.	85 76	159 H	UC Davis	73 65
						174 A	Montana	76 63	176 A	UNLV	72 66
						176 H	UNLV	72 58	186 H	Northern Ariz.	83 66
						193 A	New Mexico	84 78	193 H	New Mexico	84 81
						203 A	Santa Clara	66 90	205 H	Wyoming	89 59
						239 N	Georgetown	82 69	257 A	San Diego St.	65 60
						257 H	San Diego St.	79 54	268 A	Colorado St.	79 61
						268 H	Colorado St.	55 53	278 H	Utah St.	76 64
						312 A	Cal Poly	79 52	313 H	Air Force	61 52
LAST 10 Division I											
176 H	UNLV	72 58	268 H	Colorado St.	55 53						
268 A	Colorado St.	79 61	205 H	Wyoming	89 59						
193 A	New Mexico	84 78	257 A	San Diego St.	65 60						
313 H	Air Force	61 52	193 H	New Mexico	84 81						
123 A	Boise St.	85 80	151 A	San Jose St.	85 76						

Non-Div I Games: La Verne 111 56 UC Merced 92 26

Fresno St.

Loss, Non-Conf, S Site, H Home A Away N Neutral

Average RPI Win: <b>233</b>	WON-LOST	WINNING	LAST 10	STRENGTH OF	OPP. STRENGTH	TEAM	ADJ.	CONF.	ADJ CONF.
Average RPI Loss: <b>173</b>	RECORD	PCT. RANK	GAMES	SCHEDULE	OF SCHEDULE	RPI	RPI	RPI	RPI
DIV. I ONLY	12- 9	125	5-5	327	145	196	196	26	26
DIV. I NON-CONF.	7- 5	131	0-1	246	73	131	131	22	22
-----									
TOTALS	RPI 1-25	RPI 26-50	W-L RECORDS	RPI 51-100	RPI 101-150	RPI 150+			
12- 9	0- 0	0- 0	OVERALL	0- 2	1- 2	11- 5			
6- 2	0- 0	0- 0	HOME	0- 0	0- 1	6- 1			
5- 7	0- 0	0- 0	AWAY	0- 2	1- 1	4- 4			
1- 0	0- 0	0- 0	NEUTRAL	0- 0	0- 0	1- 0			
7- 5	0- 0	0- 0	NON-CONFERENCE	0- 2	1- 2	6- 1			
3- 1	0- 0	0- 0	HOME	0- 0	0- 1	3- 0			
3- 4	0- 0	0- 0	AWAY	0- 2	1- 1	2- 1			
1- 0	0- 0	0- 0	NEUTRAL	0- 0	0- 0	1- 0			
5- 4	0- 0	0- 0	CONFERENCE	0- 0	0- 0	5- 4			
3- 1	0- 0	0- 0	HOME	0- 0	0- 0	3- 1			
2- 3	0- 0	0- 0	AWAY	0- 0	0- 0	2- 3			
0- 0	0- 0	0- 0	NEUTRAL	0- 0	0- 0	0- 0			

RPI 1-25				RPI 26-50				RPI 51-100				RPI 101+ Team's RPI: 196			
RPI	S	Opponent	Score	RPI	S	Opponent	Score	RPI	S	Opponent	Score	RPI	S	Opponent	Score
								60	A	Middle Tenn.	62 78	106	A	Vanderbilt	46 74
								83	A	Georgia	48 77	130	A	Richmond	70 69
												137	H	Elon	76 87
												153	H	UNC Greensboro	53 59
												170	H	Hampton	70 65
												175	A	Samford	72 59
												175	H	Samford	77 69
												181	A	Fla. Atlantic	69 63
												197	A	Clemson	71 77
												210	N	Saint Joseph's	63 48
												221	A	Gardner-Webb	72 67
												234	A	Chattanooga	52 60
												265	A	Wofford	62 66
												270	A	ETSU	81 62
												298	H	Ga. Southern	78 63
												315	H	Georgia St.	62 55
												318	A	Mercer	55 61
												318	H	Mercer	62 49
												337	H	Western Caro.	69 53
LAST 10 Division I															
				318	A	Mercer	55 61					234	A	Chattanooga	52 60
				175	A	Samford	72 59					270	A	ETSU	81 62
				265	A	Wofford	62 66					175	H	Samford	77 69
				337	H	Western Caro.	69 53					318	H	Mercer	62 49
				153	H	UNC Greensboro	53 59					137	H	Elon	76 87

Non-Div I Games: North Greenville 88 51 Newberry 62 43 UNKNOWN 88 24

Furman

Loss, Non-Conf, S Site, H Home A Away N Neutral

## Ga. Southern

Through Games Of Feb. 9, 2020

Average RPI Win:	270	WON-LOST	WINNING	LAST 10	STRENGTH OF	OPP. STRENGTH	TEAM	ADJ.	CONF.	ADJ CONF.
Average RPI Loss:	190	RECORD	PCT. RANK	GAMES	SCHEDULE	OF SCHEDULE	RPI	RPI	RPI	RPI
DIV. I ONLY	7- 15	271	3-7	262	314	298	298	21	21	
DIV. I NON-CONF.	3- 8	268	0	258	333	283	283	20	20	
TOTALS	RPI 1-25	RPI 26-50	W-L RECORDS	RPI 51-100	RPI 101-150	RPI 150+				
7- 15	0- 0	0- 0	OVERALL	0- 2	0- 3	7- 10				
4- 5	0- 0	0- 0	HOME	0- 1	0- 0	4- 4				
2- 9	0- 0	0- 0	AWAY	0- 1	0- 2	2- 6				
1- 1	0- 0	0- 0	NEUTRAL	0- 0	0- 1	1- 0				
3- 8	0- 0	0- 0	NON-CONFERENCE	0- 0	0- 3	3- 5				
0- 2	0- 0	0- 0	HOME	0- 0	0- 0	0- 2				
2- 5	0- 0	0- 0	AWAY	0- 0	0- 2	2- 3				
1- 1	0- 0	0- 0	NEUTRAL	0- 0	0- 1	1- 0				
4- 7	0- 0	0- 0	CONFERENCE	0- 2	0- 0	4- 5				
4- 3	0- 0	0- 0	HOME	0- 1	0- 0	4- 2				
0- 4	0- 0	0- 0	AWAY	0- 1	0- 0	0- 3				
0- 0	0- 0	0- 0	NEUTRAL	0- 0	0- 0	0- 0				

RPI 1-25				RPI 26-50				RPI 51-100				RPI 101+				Team's RPI: 298	
RPI	S	Opponent	Score	RPI	S	Opponent	Score	RPI	S	Opponent	Score	RPI	S	Opponent	Score		
								58	H	Troy	69	79	111	N	Kent St.	48	62
								98	A	Coastal Caro.	59	66	125	A	Bethune-Cookman	57	75
													144	A	Tulane	40	56
													166	H	Louisiana	83	67
													183	A	Little Rock	46	58
													183	H	Little Rock	49	65
													196	A	Furman	63	78
													211	H	North Dakota	56	69
													224	H	Kennesaw St.	69	95
													236	H	South Alabama	65	71
													238	A	Arkansas St.	62	69
													238	H	Arkansas St.	80	67
													250	A	Appalachian St.	75	83
													253	A	Winthrop	91	47
													265	A	Wofford	70	57
													279	A	Ole Miss	66	69
													311	N	St. Francis Brooklyn	78	47
													315	H	Georgia St.	81	56
													318	A	Mercer	52	62
													345	H	La.-Monroe	64	47
LAST 10 Division I																	
				238	H	Arkansas St.	80	67		236	H	South Alabama	65	71			
				183	H	Little Rock	49	65		58	H	Troy	69	79			
				250	A	Appalachian St.	75	83		238	A	Arkansas St.	62	69			
				98	A	Coastal Caro.	59	66		183	A	Little Rock	46	58			
				315	H	Georgia St.	81	56		166	H	Louisiana	83	67			

Non-Div I Games:

Ga. Southern

■ Loss, 
 ■ Non-Conf, 
 ■ S Site, 
 ■ H Home 
 ■ A Away 
 N Neutral

## Gardner-Webb

Through Games Of Feb. 9, 2020

Average RPI Win:	269	WON-LOST	WINNING	LAST 10	STRENGTH OF	OPP. STRENGTH	TEAM	ADJ.	CONF.	ADJ CONF.
Average RPI Loss:	166	RECORD	PCT. RANK	GAMES	SCHEDULE	OF SCHEDULE	RPI	RPI	RPI	RPI
DIV. I ONLY	12- 10	145	6-4	296	299	221	221	25	25	
DIV. I NON-CONF.	5- 4	140	0	252	221	172	172	27	27	
TOTALS	RPI 1-25	RPI 26-50	W-L RECORDS	RPI 51-100	RPI 101-150	RPI 150+				
12- 10	0- 0	0- 1	OVERALL	0- 2	0- 1	12- 6				
8- 3	0- 0	0- 0	HOME	0- 0	0- 0	8- 3				
4- 7	0- 0	0- 1	AWAY	0- 2	0- 1	4- 3				
0- 0	0- 0	0- 0	NEUTRAL	0- 0	0- 0	0- 0				
5- 4	0- 0	0- 1	NON-CONFERENCE	0- 2	0- 0	5- 1				
3- 1	0- 0	0- 0	HOME	0- 0	0- 0	3- 1				
2- 3	0- 0	0- 1	AWAY	0- 2	0- 0	2- 0				
0- 0	0- 0	0- 0	NEUTRAL	0- 0	0- 0	0- 0				
7- 6	0- 0	0- 0	CONFERENCE	0- 0	0- 1	7- 5				
5- 2	0- 0	0- 0	HOME	0- 0	0- 0	5- 2				
2- 4	0- 0	0- 0	AWAY	0- 0	0- 1	2- 3				
0- 0	0- 0	0- 0	NEUTRAL	0- 0	0- 0	0- 0				

RPI 1-25				RPI 26-50				RPI 51-100				RPI 101+				Team's RPI: 221	
RPI	S	Opponent	Score	RPI	S	Opponent	Score	RPI	S	Opponent	Score	RPI	S	Opponent	Score		
				33	A	Virginia Tech	65 87	76	A	Charlotte	49 74	117	A	Campbell	44 48		
								83	A	Georgia	56 84	170	A	Hampton	58 63		
												170	H	Hampton	70 59		
												188	H	High Point	70 57		
												190	H	Delaware	67 65		
												196	H	Furman	67 72		
												213	A	Radford	51 65		
												213	H	Radford	73 84		
												244	A	UNC Asheville	65 59		
												250	A	Appalachian St.	67 56		
												253	H	Winthrop	71 59		
												259	A	Longwood	70 80		
												265	H	Wofford	67 53		
												304	H	Presbyterian	53 56		
												318	A	Mercer	65 62		
												335	H	USC Upstate	63 53		
												337	H	Western Caro.	88 62		
												341	A	Charleston So.	79 52		
												341	H	Charleston So.	67 45		
LAST 10 Division I																	
				170	H	Hampton	70 59					244	A	UNC Asheville	65 59		
				213	A	Radford	51 65					335	H	USC Upstate	63 53		
				341	H	Charleston So.	67 45					304	H	Presbyterian	53 56		
				188	H	High Point	70 57					117	A	Campbell	44 48		
				213	H	Radford	73 84					253	H	Winthrop	71 59		

Non-Div I Games:

Gardner-Webb

■ Loss, 
 ■ Non-Conf, S Site, 
 ■ Home 
 ■ Away 
 N Neutral

Average RPI Win: <b>222</b>	WON-LOST	WINNING	LAST 10	STRENGTH OF	OPP. STRENGTH	TEAM	ADJ.	CONF.	ADJ CONF.
Average RPI Loss: <b>137</b>	RECORD	PCT. RANK	GAMES	SCHEDULE	OF SCHEDULE	RPI	RPI	RPI	RPI
DIV. I ONLY	8- 16	267	1-9	110	187	226	226	12	12
DIV. I NON-CONF.	6- 7	182	0	139	290	177	177	12	12
TOTALS	RPI 1-25	RPI 26-50	W-L RECORDS	RPI 51-100	RPI 101-150	RPI 150+			
8- 16	0- 0	0- 2	OVERALL	0- 5	2- 3	6- 6			
4- 8	0- 0	0- 1	HOME	0- 3	2- 2	2- 2			
4- 7	0- 0	0- 0	AWAY	0- 2	0- 1	4- 4			
0- 1	0- 0	0- 1	NEUTRAL	0- 0	0- 0	0- 0			
6- 7	0- 0	0- 2	NON-CONFERENCE	0- 2	0- 0	6- 3			
2- 4	0- 0	0- 1	HOME	0- 1	0- 0	2- 2			
4- 2	0- 0	0- 0	AWAY	0- 1	0- 0	4- 1			
0- 1	0- 0	0- 1	NEUTRAL	0- 0	0- 0	0- 0			
2- 9	0- 0	0- 0	CONFERENCE	0- 3	2- 3	0- 3			
2- 4	0- 0	0- 0	HOME	0- 2	2- 2	0- 0			
0- 5	0- 0	0- 0	AWAY	0- 1	0- 1	0- 3			
0- 0	0- 0	0- 0	NEUTRAL	0- 0	0- 0	0- 0			

RPI 1-25			RPI 26-50			RPI 51-100			RPI 101+			Team's RPI: 226
RPI	S	Opponent	Score	RPI	S	Opponent	Score	RPI	S	Opponent	Score	
33	H	Virginia Tech	58 77	62	A	Dayton	55 59	102	A	Duquesne	63 84	
43	N	Bradley	59 61	71	H	Bucknell	51 64	114	H	VCU	63 82	
				90	H	Saint Louis	51 64	120	H	Davidson	69 76	
				97	H	Fordham	54 66	137	H	George Washington	70 60	
				98	A	Coastal Caro.	59 74	149	H	Massachusetts	73 56	
								177	H	American	73 55	
								189	A	Rhode Island	42 47	
								190	A	Delaware	44 63	
								204	A	Penn St.	78 68	
								207	A	La Salle	65 77	
								219	H	UMKC	58 64	
								230	A	SMU	59 58	
								252	A	Col. of Charleston	72 61	
								267	H	Howard	75 86	
								283	A	St. Bonaventure	47 62	
								297	A	Navy	67 58	
								328	H	Detroit Mercy	75 62	
LAST 10 Division I												
90	H	Saint Louis	51 64	102	A	Duquesne	63 84					
149	H	Massachusetts	73 56	97	H	Fordham	54 66					
189	A	Rhode Island	42 47	120	H	Davidson	69 76					
207	A	La Salle	65 77	283	A	St. Bonaventure	47 62					
114	H	VCU	63 82	62	A	Dayton	55 59					

Non-Div I Games:

George Mason



Average RPI Win:	178	WON-LOST	WINNING	LAST 10	STRENGTH OF	OPP. STRENGTH	TEAM	ADJ.	CONF.	ADJ CONF.
Average RPI Loss:	109	RECORD	PCT. RANK	GAMES	SCHEDULE	OF SCHEDULE	RPI	RPI	RPI	RPI
DIV. I ONLY	10- 13	218	4-6	83	110	137	137	12	12	
DIV. I NON-CONF.	6- 7	182	0	76	95	118	118	12	12	
TOTALS	RPI 1-25	RPI 26-50	W-L RECORDS	RPI 51-100	RPI 101-150	RPI 150+				
10- 13	0- 2	0- 1	OVERALL	1- 4	3- 3	6- 3				
4- 6	0- 1	0- 1	HOME	0- 3	2- 1	2- 0				
6- 7	0- 1	0- 0	AWAY	1- 1	1- 2	4- 3				
0- 0	0- 0	0- 0	NEUTRAL	0- 0	0- 0	0- 0				
6- 7	0- 2	0- 1	NON-CONFERENCE	1- 1	0- 2	5- 1				
2- 4	0- 1	0- 1	HOME	0- 1	0- 1	2- 0				
4- 3	0- 1	0- 0	AWAY	1- 0	0- 1	3- 1				
0- 0	0- 0	0- 0	NEUTRAL	0- 0	0- 0	0- 0				
4- 6	0- 0	0- 0	CONFERENCE	0- 3	3- 1	1- 2				
2- 2	0- 0	0- 0	HOME	0- 2	2- 0	0- 0				
2- 4	0- 0	0- 0	AWAY	0- 1	1- 1	1- 2				
0- 0	0- 0	0- 0	NEUTRAL	0- 0	0- 0	0- 0				

RPI 1-25				RPI 26-50				RPI 51-100				RPI 101+ Team's RPI: 137			
RPI	S	Opponent	Score	RPI	S	Opponent	Score	RPI	S	Opponent	Score	RPI	S	Opponent	Score
3	A	Maryland	54 88	44	H	James Madison	50 69	52	H	Minnesota	50 83	102	H	Duquesne	65 60
19	H	Princeton	50 75					62	H	Dayton	50 66	114	A	VCU	56 55
								90	H	Saint Louis	45 59	120	A	Davidson	55 62
								96	A	Villanova	68 56	122	A	Lehigh	53 59
								97	A	Fordham	47 53	124	H	William & Mary	51 63
												149	H	Massachusetts	50 47
												161	A	Memphis	64 63
												177	A	American	53 66
												180	A	Quinnipiac	78 67
												190	A	Delaware	63 49
												210	A	Saint Joseph's	56 50
												226	A	George Mason	60 70
												239	H	Georgetown	52 49
												283	A	St. Bonaventure	55 59
												343	H	Coppin St.	54 35
LAST 10 Division I															
114	A	VCU	56 55	62	H	Dayton	50 66								
283	A	St. Bonaventure	55 59	120	A	Davidson	55 62								
90	H	Saint Louis	45 59	97	A	Fordham	47 53								
210	A	Saint Joseph's	56 50	102	H	Duquesne	65 60								
149	H	Massachusetts	50 47	226	A	George Mason	60 70								

Non-Div I Games:

George Washington

■ Loss, 
 ■ Non-Conf, 
 ■ S Site, 
 ■ H Home 
 ■ A Away 
 N Neutral

## Georgetown

Through Games Of Feb. 9, 2020

Average RPI Win:	255	WON-LOST	WINNING	LAST 10	STRENGTH OF	OPP. STRENGTH	TEAM	ADJ.	CONF.	ADJ CONF.
Average RPI Loss:	91	RECORD	PCT. RANK	GAMES	SCHEDULE	OF SCHEDULE	RPI	RPI	RPI	RPI
DIV. I ONLY	5- 19	317	1-9	113	77	239	239	6	6	
DIV. I NON-CONF.	3- 8	268	0	153	187	220	220	6	6	
TOTALS	RPI 1-25	RPI 26-50	W-L RECORDS	RPI 51-100	RPI 101-150	RPI 150+				
5- 19	0- 1	0- 3	OVERALL	0- 10	1- 3	4- 2				
1- 8	0- 0	0- 2	HOME	0- 4	1- 1	0- 1				
4- 10	0- 1	0- 1	AWAY	0- 5	0- 2	4- 1				
0- 1	0- 0	0- 0	NEUTRAL	0- 1	0- 0	0- 0				
3- 8	0- 0	0- 1	NON-CONFERENCE	0- 3	0- 3	3- 1				
0- 3	0- 0	0- 1	HOME	0- 1	0- 1	0- 0				
3- 4	0- 0	0- 0	AWAY	0- 1	0- 2	3- 1				
0- 1	0- 0	0- 0	NEUTRAL	0- 1	0- 0	0- 0				
2- 11	0- 1	0- 2	CONFERENCE	0- 7	1- 0	1- 1				
1- 5	0- 0	0- 1	HOME	0- 3	1- 0	0- 1				
1- 6	0- 1	0- 1	AWAY	0- 4	0- 0	1- 0				
0- 0	0- 0	0- 0	NEUTRAL	0- 0	0- 0	0- 0				

RPI 1-25				RPI 26-50				RPI 51-100				RPI 101+ Team's RPI: 239			
RPI	S	Opponent	Score	RPI	S	Opponent	Score	RPI	S	Opponent	Score	RPI	S	Opponent	Score
20	A	DePaul	66 92	34	H	Creighton	56 65	59	N	Fresno St.	69 82	120	A	Davidson	52 66
				35	A	Marquette	51 73	61	A	St. John's (NY)	54 71	130	H	Richmond	49 51
				44	H	James Madison	59 66	61	H	St. John's (NY)	68 74	137	A	George Washington	49 52
								63	A	Seton Hall	60 79	142	H	Providence	62 53
								63	H	Seton Hall	47 61	163	A	Columbia	49 54
								94	A	Butler	42 60	263	A	Xavier	63 50
								94	H	Butler	46 47	263	H	Xavier	64 85
								96	A	Villanova	53 74	277	A	Pittsburgh	66 56
								97	A	Fordham	54 67	280	A	LMU (CA)	64 53
								99	H	Rider	64 65	314	A	UMES	57 39
LAST 10 Division I															
263	A	Xavier	63 50	35	A	Marquette	51 73								
94	A	Butler	42 60	96	A	Villanova	53 74								
61	H	St. John's (NY)	68 74	94	H	Butler	46 47								
63	H	Seton Hall	47 61	263	H	Xavier	64 85								
20	A	DePaul	66 92	63	A	Seton Hall	60 79								

Non-Div I Games:

Georgetown

■ Loss, 
 ■ Non-Conf, 
 ■ S Site, 
 ■ H Home 
 ■ A Away 
 N Neutral

Average RPI Win:	185	WON-LOST	WINNING	LAST 10	STRENGTH OF	OPP. STRENGTH	TEAM	ADJ.	CONF.	ADJ CONF.
Average RPI Loss:	47	RECORD	PCT. RANK	GAMES	SCHEDULE	OF SCHEDULE	RPI	RPI	RPI	RPI
DIV. I ONLY	13- 11	154	3-7	21	73	83	83	4	4	
DIV. I NON-CONF.	9- 4	84	0	53	216	89	89	5	5	
TOTALS	RPI 1-25	RPI 26-50	W-L RECORDS	RPI 51-100	RPI 101-150	RPI 150+				
13- 11	0- 6	2- 1	OVERALL	1- 2	3- 2	7- 0				
8- 7	0- 3	0- 0	HOME	0- 2	2- 2	6- 0				
3- 4	0- 3	1- 1	AWAY	0- 0	1- 0	1- 0				
2- 0	0- 0	1- 0	NEUTRAL	1- 0	0- 0	0- 0				
9- 4	0- 2	1- 0	NON-CONFERENCE	1- 2	1- 0	6- 0				
7- 3	0- 1	0- 0	HOME	0- 2	1- 0	6- 0				
0- 1	0- 1	0- 0	AWAY	0- 0	0- 0	0- 0				
2- 0	0- 0	1- 0	NEUTRAL	1- 0	0- 0	0- 0				
4- 7	0- 4	1- 1	CONFERENCE	0- 0	2- 2	1- 0				
1- 4	0- 2	0- 0	HOME	0- 0	1- 2	0- 0				
3- 3	0- 2	1- 1	AWAY	0- 0	1- 0	1- 0				
0- 0	0- 0	0- 0	NEUTRAL	0- 0	0- 0	0- 0				

RPI 1-25				RPI 26-50				RPI 51-100 Team's RPI: 83				RPI 101+			
RPI	S	Opponent	Score	RPI	S	Opponent	Score	RPI	S	Opponent	Score	RPI	S	Opponent	Score
2	H	South Carolina	53 88	33	N	Virginia Tech	77 72	89	H	Georgia Tech	40 73	106	H	Vanderbilt	55 63
5	H	UCLA	50 59	39	A	Arkansas	64 55	94	N	Butler	69 36	127	H	Auburn	61 50
8	A	Baylor	38 72	45	A	Tennessee	56 73	96	H	Villanova	58 63	131	H	Missouri	65 73
9	A	Mississippi St.	53 67									133	A	Florida	49 43
9	H	Mississippi St.	66 73									139	H	N.C. A&T	72 54
17	A	Texas A&M	63 64									196	H	Furman	77 48
												221	H	Gardner-Webb	84 56
												224	H	Kennesaw St.	80 65
												262	H	East Carolina	67 50
												279	A	Ole Miss	58 51
												318	H	Mercer	76 60
												335	H	USC Upstate	67 53
LAST 10 Division I															
133	A	Florida	49 43	39	A	Arkansas	64 55								
131	H	Missouri	65 73	127	H	Auburn	61 50								
9	A	Mississippi St.	53 67	45	A	Tennessee	56 73								
17	A	Texas A&M	63 64	106	H	Vanderbilt	55 63								
2	H	South Carolina	53 88	9	H	Mississippi St.	66 73								

Non-Div I Games:

Georgia

■ Loss, 
■ Non-Conf, 
■ S Site, 
■ H Home 
■ A Away 
N Neutral

Average RPI Win:	295	WON-LOST	WINNING	LAST 10	STRENGTH OF	OPP. STRENGTH	TEAM	ADJ.	CONF.	ADJ CONF.
Average RPI Loss:	180	RECORD	PCT. RANK	GAMES	SCHEDULE	OF SCHEDULE	RPI	RPI	RPI	RPI
DIV. I ONLY	6- 16	294	3-7	248	309	315	315	21	21	
DIV. I NON-CONF.	3- 8	268	0	250	324	315	315	20	20	
TOTALS	RPI 1-25	RPI 26-50	W-L RECORDS	RPI 51-100	RPI 101-150	RPI 150+				
6- 16	0- 1	0- 0	OVERALL	0- 3	0- 1	6- 11				
5- 7	0- 1	0- 0	HOME	0- 1	0- 1	5- 4				
0- 9	0- 0	0- 0	AWAY	0- 2	0- 0	0- 7				
1- 0	0- 0	0- 0	NEUTRAL	0- 0	0- 0	1- 0				
3- 8	0- 1	0- 0	NON-CONFERENCE	0- 1	0- 1	3- 5				
2- 4	0- 1	0- 0	HOME	0- 0	0- 1	2- 2				
0- 4	0- 0	0- 0	AWAY	0- 1	0- 0	0- 3				
1- 0	0- 0	0- 0	NEUTRAL	0- 0	0- 0	1- 0				
3- 8	0- 0	0- 0	CONFERENCE	0- 2	0- 0	3- 6				
3- 3	0- 0	0- 0	HOME	0- 1	0- 0	3- 2				
0- 5	0- 0	0- 0	AWAY	0- 1	0- 0	0- 4				
0- 0	0- 0	0- 0	NEUTRAL	0- 0	0- 0	0- 0				

RPI	S	Opponent	Score	RPI	S	Opponent	Score	RPI	S	Opponent	Score	RPI	S	Opponent	Score	Team's RPI: 315
3	H	Maryland	41 114					58	H	Troy	57 71	147	H	Toledo	48 74	
								89	A	Georgia Tech	28 69	153	A	UNC Greensboro	49 64	
								98	A	Coastal Caro.	45 87	166	H	Louisiana	65 75	
												183	A	Little Rock	46 66	
												183	H	Little Rock	58 43	
												196	A	Furman	55 62	
												212	A	UTEP	68 71	
												236	H	South Alabama	64 81	
												238	A	Arkansas St.	68 70	
												238	H	Arkansas St.	67 56	
												250	A	Appalachian St.	37 65	
												273	H	Alabama A&M	52 67	
												286	H	FIU	63 70	
												298	A	Ga. Southern	56 81	
												322	N	New Mexico St.	59 51	
												338	H	SIUE	74 73	
												345	H	La.-Monroe	68 52	
												346	H	South Carolina St.	77 52	
LAST 10 Division I																
183	H	Little Rock	58 43	58	H	Troy	57 71									
238	H	Arkansas St.	67 56	236	H	South Alabama	64 81									
98	A	Coastal Caro.	45 87	183	A	Little Rock	46 66									
250	A	Appalachian St.	37 65	238	A	Arkansas St.	68 70									
298	A	Ga. Southern	56 81	345	H	La.-Monroe	68 52									

Non-Div I Games:

Georgia St.

■ Loss, 
 ■ Non-Conf, 
 ■ S Site, 
 ■ H Home 
 ■ A Away 
 N Neutral

Average RPI Win:	156	WON-LOST	WINNING	LAST 10	STRENGTH OF	OPP. STRENGTH	TEAM	ADJ.	CONF.	ADJ CONF.
Average RPI Loss:	69	RECORD	PCT. RANK	GAMES	SCHEDULE	OF SCHEDULE	RPI	RPI	RPI	RPI
DIV. I ONLY	16- 8	74	5-5	145	17	89	89	5	5	
DIV. I NON-CONF.	9- 2	38	0	154	83	55	55	3	3	
TOTALS	RPI 1-25	RPI 26-50	W-L RECORDS	RPI 51-100	RPI 101-150	RPI 150+				
16- 8	1- 1	0- 2	OVERALL	6- 3	2- 2	7- 0				
9- 3	0- 0	0- 0	HOME	2- 2	2- 1	5- 0				
5- 3	1- 0	0- 1	AWAY	2- 1	0- 1	2- 0				
2- 2	0- 1	0- 1	NEUTRAL	2- 0	0- 0	0- 0				
9- 2	0- 1	0- 1	NON-CONFERENCE	3- 0	1- 0	5- 0				
5- 0	0- 0	0- 0	HOME	0- 0	1- 0	4- 0				
2- 0	0- 0	0- 0	AWAY	1- 0	0- 0	1- 0				
2- 2	0- 1	0- 1	NEUTRAL	2- 0	0- 0	0- 0				
7- 6	1- 0	0- 1	CONFERENCE	3- 3	1- 2	2- 0				
4- 3	0- 0	0- 0	HOME	2- 2	1- 1	1- 0				
3- 3	1- 0	0- 1	AWAY	1- 1	0- 1	1- 0				
0- 0	0- 0	0- 0	NEUTRAL	0- 0	0- 0	0- 0				

RPI 1-25				RPI 26-50				RPI 51-100				Team's RPI: 89	RPI 101+			
RPI	S	Opponent	Score	RPI	S	Opponent	Score	RPI	S	Opponent	Score		RPI	S	Opponent	Score
17	N	Texas A&M	48 60	36	A	Duke	46 58	51	H	Virginia	61 51		103	H	Notre Dame	51 59
24	A	Florida St.	67 52	48	N	Rutgers	43 46	63	N	Seton Hall	79 54		116	A	Wake Forest	60 65
								74	A	Miami (FL)	49 54		116	H	Wake Forest	62 52
								74	H	Miami (FL)	61 54		128	H	Wisconsin	60 41
								77	H	Boston College	48 55		154	H	Houston	69 38
								77	H	North Carolina	60 67		197	H	Clemson	49 47
								83	A	Georgia	73 40		224	A	Kennesaw St.	63 47
								87	N	Rice	54 52		270	H	ETSU	87 48
								88	A	Syracuse	82 64		277	A	Pittsburgh	77 48
													315	H	Georgia St.	69 28
													349	H	Grambling	89 42
LAST 10 Division I																
				116	H	Wake Forest	62 52					77	H	North Carolina	60 67	
				277	A	Pittsburgh	77 48					77	H	Boston College	48 55	
				103	H	Notre Dame	51 59					88	A	Syracuse	82 64	
				74	A	Miami (FL)	49 54					197	H	Clemson	49 47	
				36	A	Duke	46 58					24	A	Florida St.	67 52	

Non-Div I Games:

Georgia Tech

■ Loss, 
 ■ Non-Conf, S Site, 
 ■ Home 
 ■ Away 
 N Neutral

Average RPI Win: <b>133</b>	WON-LOST	WINNING	LAST 10	STRENGTH OF	OPP. STRENGTH	TEAM	ADJ.	CONF.	ADJ CONF.
Average RPI Loss: <b>83</b>	RECORD	PCT. RANK	GAMES	SCHEDULE	OF SCHEDULE	RPI	RPI	RPI	RPI
DIV. I ONLY	23- 2	6	9-1	49	76	11	11	11	11
DIV. I NON-CONF.	11- 1	13	0	21	20	2	2	11	11
TOTALS	RPI 1-25	RPI 26-50	W-L RECORDS	RPI 51-100	RPI 101-150	RPI 150+			
23- 2	1- 1	1- 0	OVERALL	7- 0	6- 0	8- 1			
12- 0	1- 0	0- 0	HOME	2- 0	4- 0	5- 0			
8- 2	0- 1	0- 0	AWAY	3- 0	2- 0	3- 1			
3- 0	0- 0	1- 0	NEUTRAL	2- 0	0- 0	0- 0			
11- 1	1- 1	1- 0	NON-CONFERENCE	5- 0	1- 0	3- 0			
5- 0	1- 0	0- 0	HOME	1- 0	1- 0	2- 0			
3- 1	0- 1	0- 0	AWAY	2- 0	0- 0	1- 0			
3- 0	0- 0	1- 0	NEUTRAL	2- 0	0- 0	0- 0			
12- 1	0- 0	0- 0	CONFERENCE	2- 0	5- 0	5- 1			
7- 0	0- 0	0- 0	HOME	1- 0	3- 0	3- 0			
5- 1	0- 0	0- 0	AWAY	1- 0	2- 0	2- 1			
0- 0	0- 0	0- 0	NEUTRAL	0- 0	0- 0	0- 0			

RPI	S	Opponent	Score	RPI	S	Opponent	Score	RPI	S	Opponent	Score	RPI	S	Opponent	Score
4	H	Missouri St.	64 52	40	N	Purdue	63 50	60	N	Middle Tenn.	62 50	105	A	Pacific	83 65
10	A	Stanford	70 76					62	N	Dayton	76 65	105	H	Pacific	68 67
								68	H	UT Martin	78 55	113	H	Texas Southern	80 45
								69	A	BYU	55 43	118	A	San Diego	57 42
								69	H	BYU	59 44	118	H	San Diego	57 46
								91	A	Montana St.	70 55	143	H	Portland	62 57
								93	A	Washington St.	76 53	155	A	Saint Mary's (CA)	60 70
												155	H	Saint Mary's (CA)	74 49
												187	H	Pepperdine	70 36
												203	A	Santa Clara	67 52
												205	A	Wyoming	65 54
												216	H	CSU Bakersfield	92 48
												243	A	San Francisco	69 46
												280	H	LMU (CA)	78 52
												306	H	Eastern Wash.	84 44
LAST 10 Division I															
155	A	Saint Mary's (CA)	60 70	187	H	Pepperdine	70 36								
105	A	Pacific	83 65	243	A	San Francisco	69 46								
69	H	BYU	59 44	203	A	Santa Clara	67 52								
118	H	San Diego	57 46	105	H	Pacific	68 67								
280	H	LMU (CA)	78 52	155	H	Saint Mary's (CA)	74 49								

Non-Div I Games:

Gonzaga

■ Loss, 
 ■ Non-Conf, S Site, 
 ■ Home 
 ■ Away 
 N Neutral

## Grambling

Through Games Of Feb. 9, 2020

Average RPI Win:	273	WON-LOST	WINNING	LAST 10	STRENGTH OF	OPP. STRENGTH	TEAM	ADJ.	CONF.	ADJ CONF.
Average RPI Loss:	208	RECORD	PCT. RANK	GAMES	SCHEDULE	OF SCHEDULE	RPI	RPI	RPI	RPI
DIV. I ONLY	1- 19	345	1-9	287	321	349	349	32	32	
DIV. I NON-CONF.	0- 10	338	0	103	189	317	317	31	31	
TOTALS	RPI 1-25	RPI 26-50	W-L RECORDS	RPI 51-100	RPI 101-150	RPI 150+				
1- 19	0- 1	0- 1	OVERALL	0- 1	0- 4	1- 12				
1- 6	0- 0	0- 0	HOME	0- 0	0- 3	1- 3				
0- 12	0- 1	0- 1	AWAY	0- 1	0- 1	0- 8				
0- 1	0- 0	0- 0	NEUTRAL	0- 0	0- 0	0- 1				
0- 10	0- 1	0- 1	NON-CONFERENCE	0- 1	0- 3	0- 4				
0- 2	0- 0	0- 0	HOME	0- 0	0- 2	0- 0				
0- 7	0- 1	0- 1	AWAY	0- 1	0- 1	0- 3				
0- 1	0- 0	0- 0	NEUTRAL	0- 0	0- 0	0- 1				
1- 9	0- 0	0- 0	CONFERENCE	0- 0	0- 1	1- 8				
1- 4	0- 0	0- 0	HOME	0- 0	0- 1	1- 3				
0- 5	0- 0	0- 0	AWAY	0- 0	0- 0	0- 5				
0- 0	0- 0	0- 0	NEUTRAL	0- 0	0- 0	0- 0				

RPI	S	Opponent	Score	RPI	S	Opponent	Score	RPI	S	Opponent	Score	RPI	S	Opponent	Score	Team's RPI: 349
8	A	Baylor	46 120	28	A	Kentucky	35 81	89	A	Georgia Tech	42 89	113	H	Texas Southern	85 89	
												126	H	UT Arlington	54 88	
												133	H	Florida	65 72	
												148	A	Wichita St.	65 77	
												157	A	Jackson St.	46 61	
												200	N	Binghamton	67 88	
												241	A	Southern U.	57 81	
												241	H	Southern U.	51 70	
												242	A	Louisiana Tech	66 70	
												273	H	Alabama A&M	69 59	
												286	A	FIU	55 56	
												289	H	Prairie View	54 67	
												319	A	Alcorn	54 80	
												326	A	Ark.-Pine Bluff	79 84	
												331	H	Alabama St.	59 73	
												332	A	Northwestern St.	61 65	
												351	A	Mississippi Val.	57 68	
LAST 10 Division I																
241	H	Southern U.	51 70	289	H	Prairie View	54 67									
351	A	Mississippi Val.	57 68	319	A	Alcorn	54 80									
326	A	Ark.-Pine Bluff	79 84	241	A	Southern U.	57 81									
157	A	Jackson St.	46 61	331	H	Alabama St.	59 73									
113	H	Texas Southern	85 89	273	H	Alabama A&M	69 59									

Non-Div I Games: Centenary (LA) 106 42

Grambling

Loss, Non-Conf, S Site, H Home A Away N Neutral

## Grand Canyon

Through Games Of Feb. 9, 2020

Average RPI Win:	280	WON-LOST	WINNING	LAST 10	STRENGTH OF	OPP. STRENGTH	TEAM	ADJ.	CONF.	ADJ CONF.
Average RPI Loss:	190	RECORD	PCT. RANK	GAMES	SCHEDULE	OF SCHEDULE	RPI	RPI	RPI	RPI
DIV. I ONLY	10- 8	140	7-3	273	334	237	237	31	31	
DIV. I NON-CONF.	3- 6	235	0-1	164	268	269	269	32	32	
TOTALS	RPI 1-25	RPI 26-50	W-L RECORDS	RPI 51-100	RPI 101-150	RPI 150+				
10- 8	0- 0	0- 0	OVERALL	0- 0	0- 2	10- 6				
7- 4	0- 0	0- 0	HOME	0- 0	0- 0	7- 4				
3- 4	0- 0	0- 0	AWAY	0- 0	0- 2	3- 2				
0- 0	0- 0	0- 0	NEUTRAL	0- 0	0- 0	0- 0				
3- 6	0- 0	0- 0	NON-CONFERENCE	0- 0	0- 2	3- 4				
3- 2	0- 0	0- 0	HOME	0- 0	0- 0	3- 2				
0- 4	0- 0	0- 0	AWAY	0- 0	0- 2	0- 2				
0- 0	0- 0	0- 0	NEUTRAL	0- 0	0- 0	0- 0				
7- 2	0- 0	0- 0	CONFERENCE	0- 0	0- 0	7- 2				
4- 2	0- 0	0- 0	HOME	0- 0	0- 0	4- 2				
3- 0	0- 0	0- 0	AWAY	0- 0	0- 0	3- 0				
0- 0	0- 0	0- 0	NEUTRAL	0- 0	0- 0	0- 0				

RPI 1-25			RPI 26-50			RPI 51-100			RPI 101+ Team's RPI: 237		
RPI	S	Opponent	Score	RPI	S	Opponent	Score	RPI	S	Opponent	Score
								135	A	California	53 72
								143	A	Portland	41 73
								164	H	Southern Utah	69 65
								174	A	Montana	67 72
								176	H	UNLV	53 51
								192	A	Portland St.	46 69
								211	H	North Dakota	76 78
								216	H	CSU Bakersfield	54 59
								219	H	UMKC	53 74
								232	H	Cal St. Fullerton	70 80
								272	H	UC Santa Barbara	58 57
								290	A	California Baptist	62 58
								290	H	California Baptist	72 66
								307	H	UTRGV	62 60
								309	A	Seattle U	56 48
								322	H	New Mexico St.	60 49
								324	A	Utah Valley	66 59
								350	H	Chicago St.	69 49
LAST 10 Division I											
290	H	California Baptist	72 66	219	H	UMKC	53 74				
322	H	New Mexico St.	60 49	350	H	Chicago St.	69 49				
307	H	UTRGV	62 60	290	A	California Baptist	62 58				
324	A	Utah Valley	66 59	216	H	CSU Bakersfield	54 59				
309	A	Seattle U	56 48	135	A	California	53 72				

Non-Div I Games: Benedictine Mesa 72 53 Whittier 77 41

Grand Canyon

Loss, Non-Conf, S Site, H Home A Away N Neutral



Average RPI Win: <b>211</b>	WON-LOST	WINNING	LAST 10	STRENGTH OF	OPP. STRENGTH	TEAM	ADJ.	CONF.	ADJ CONF.
Average RPI Loss: <b>117</b>	RECORD	PCT. RANK	GAMES	SCHEDULE	OF SCHEDULE	RPI	RPI	RPI	RPI
DIV. I ONLY	<b>12- 12</b>	<b>175</b>	<b>6-4</b>	<b>99</b>	<b>164</b>	<b>140</b>	<b>140</b>	<b>22</b>	<b>22</b>
DIV. I NON-CONF.	<b>5- 7</b>	<b>205</b>	<b>0</b>	<b>26</b>	<b>30</b>	<b>108</b>	<b>108</b>	<b>19</b>	<b>19</b>
TOTALS	RPI 1-25	RPI 26-50	W-L RECORDS	RPI 51-100	RPI 101-150	RPI 150+			
12- 12	1- 2	0- 2	OVERALL	1- 3	1- 0	9- 5			
4- 6	0- 1	0- 2	HOME	0- 2	1- 0	3- 1			
6- 5	1- 0	0- 0	AWAY	0- 1	0- 0	5- 4			
2- 1	0- 1	0- 0	NEUTRAL	1- 0	0- 0	1- 0			
5- 7	1- 2	0- 2	NON-CONFERENCE	1- 2	1- 0	2- 1			
1- 4	0- 1	0- 2	HOME	0- 1	1- 0	0- 0			
2- 2	1- 0	0- 0	AWAY	0- 1	0- 0	1- 1			
2- 1	0- 1	0- 0	NEUTRAL	1- 0	0- 0	1- 0			
7- 5	0- 0	0- 0	CONFERENCE	0- 1	0- 0	7- 4			
3- 2	0- 0	0- 0	HOME	0- 1	0- 0	3- 1			
4- 3	0- 0	0- 0	AWAY	0- 0	0- 0	4- 3			
0- 0	0- 0	0- 0	NEUTRAL	0- 0	0- 0	0- 0			

RPI 1-25				RPI 26-50				RPI 51-100				RPI 101+				Team's RPI: 140	
RPI	S	Opponent	Score	RPI	S	Opponent	Score	RPI	S	Opponent	Score	RPI	S	Opponent	Score		
9	N	Mississippi St.	58 83	35	H	Marquette	47 60	55	H	IUPUI	42 54	131	H	Missouri	72 64		
18	A	Central Mich.	111 105	42	H	South Dakota	60 66	64	H	South Dakota St.	55 60	156	A	Wright St.	68 59		
20	H	DePaul	65 76					79	A	Marist	60 72	156	H	Wright St.	58 70		
								88	N	Syracuse	79 73	191	A	Cleveland St.	74 54		
												201	A	Northern Ky.	43 63		
												201	H	Northern Ky.	65 44		
												223	A	Maine	60 61		
												235	A	Milwaukee	60 65		
												235	H	Milwaukee	61 48		
												246	A	Youngstown St.	70 63		
												249	N	Bowling Green	73 54		
												281	A	Oakland	88 93		
												328	A	Detroit Mercy	65 48		
												342	H	UIC	73 36		
												350	A	Chicago St.	102 46		
LAST 10 Division I																	
235	A	Milwaukee	60 65	342	H	UIC	73 36										
201	A	Northern Ky.	43 63	55	H	IUPUI	42 54										
156	A	Wright St.	68 59	328	A	Detroit Mercy	65 48										
191	A	Cleveland St.	74 54	281	A	Oakland	88 93										
246	A	Youngstown St.	70 63	235	H	Milwaukee	61 48										

Non-Div I Games:

Green Bay

■ Loss, 
 ■ Non-Conf, 
 ■ S Site, 
 ■ H Home 
 ■ A Away 
 N Neutral

Average RPI Win: <b>233</b>	WON-LOST	WINNING	LAST 10	STRENGTH OF	OPP. STRENGTH	TEAM	ADJ.	CONF.	ADJ CONF.
Average RPI Loss: <b>166</b>	RECORD	PCT. RANK	GAMES	SCHEDULE	OF SCHEDULE	RPI	RPI	RPI	RPI
DIV. I ONLY	12- 10	145	6-4	178	293	170	170	25	25
DIV. I NON-CONF.	4- 5	195	0	97	149	139	139	27	27
TOTALS	RPI 1-25	RPI 26-50	W-L RECORDS	RPI 51-100	RPI 101-150	RPI 150+			
12- 10	0- 0	0- 1	OVERALL	1- 0	1- 2	10- 7			
5- 5	0- 0	0- 0	HOME	0- 0	0- 2	5- 3			
5- 5	0- 0	0- 1	AWAY	1- 0	0- 0	4- 4			
2- 0	0- 0	0- 0	NEUTRAL	0- 0	1- 0	1- 0			
4- 5	0- 0	0- 1	NON-CONFERENCE	1- 0	1- 1	2- 3			
0- 3	0- 0	0- 0	HOME	0- 0	0- 1	0- 2			
2- 2	0- 0	0- 1	AWAY	1- 0	0- 0	1- 1			
2- 0	0- 0	0- 0	NEUTRAL	0- 0	1- 0	1- 0			
8- 5	0- 0	0- 0	CONFERENCE	0- 0	0- 1	8- 4			
5- 2	0- 0	0- 0	HOME	0- 0	0- 1	5- 1			
3- 3	0- 0	0- 0	AWAY	0- 0	0- 0	3- 3			
0- 0	0- 0	0- 0	NEUTRAL	0- 0	0- 0	0- 0			

RPI S	Opponent	Score	RPI S	Opponent	Score	RPI S	Opponent	Score	RPI S	Opponent	Score	Team's RPI: 170
			32 A	Old Dominion	38 75	65 A	Alabama	64 61	108 H	Liberty	59 83	
									117 H	Campbell	31 68	
									130 N	Richmond	69 65	
									172 H	Norfolk St.	56 77	
									181 H	Fla. Atlantic	63 64	
									188 A	High Point	59 74	
									188 H	High Point	77 81	
									196 A	Furman	65 70	
									202 N	Mt. St. Mary's	68 60	
									213 H	Radford	51 48	
									221 A	Gardner-Webb	59 70	
									221 H	Gardner-Webb	63 58	
									234 A	Chattanooga	84 55	
									244 A	UNC Asheville	76 66	
									244 H	UNC Asheville	68 59	
									253 A	Winthrop	66 72	
									259 H	Longwood	72 55	
									304 A	Presbyterian	71 42	
									335 H	USC Upstate	60 40	
									341 A	Charleston So.	64 59	
LAST 10 Division I												
			221 A	Gardner-Webb	59 70	341 A	Charleston So.	64 59				
			188 A	High Point	59 74	335 H	USC Upstate	60 40				
			244 A	UNC Asheville	76 66	117 H	Campbell	31 68				
			259 H	Longwood	72 55	213 H	Radford	51 48				
			188 H	High Point	77 81	304 A	Presbyterian	71 42				

Non-Div I Games:

Hampton

■ Loss, 
 ■ Non-Conf, 
 ■ S Site, 
 ■ H Home 
 ■ A Away 
 N Neutral

## Hartford

Through Games Of Feb. 9, 2020

Average RPI Win:	0	WON-LOST	WINNING	LAST 10	STRENGTH OF	OPP. STRENGTH	TEAM	ADJ.	CONF.	ADJ CONF.
Average RPI Loss:	206	RECORD	PCT. RANK	GAMES	SCHEDULE	OF SCHEDULE	RPI	RPI	RPI	RPI
DIV. I ONLY	0- 24	350	0-10	264	288	348	348	28	28	
DIV. I NON-CONF.	0- 13	338	0	222	222	339	339	28	28	
TOTALS	RPI 1-25	RPI 26-50	W-L RECORDS	RPI 51-100	RPI 101-150	RPI 150+				
0- 24	0- 1	0- 0	OVERALL	0- 3	0- 5	0- 15				
0- 11	0- 0	0- 0	HOME	0- 0	0- 1	0- 10				
0- 13	0- 1	0- 0	AWAY	0- 3	0- 4	0- 5				
0- 0	0- 0	0- 0	NEUTRAL	0- 0	0- 0	0- 0				
0- 13	0- 1	0- 0	NON-CONFERENCE	0- 2	0- 5	0- 5				
0- 6	0- 0	0- 0	HOME	0- 0	0- 1	0- 5				
0- 7	0- 1	0- 0	AWAY	0- 2	0- 4	0- 0				
0- 0	0- 0	0- 0	NEUTRAL	0- 0	0- 0	0- 0				
0- 11	0- 0	0- 0	CONFERENCE	0- 1	0- 0	0- 10				
0- 5	0- 0	0- 0	HOME	0- 0	0- 0	0- 5				
0- 6	0- 0	0- 0	AWAY	0- 1	0- 0	0- 5				
0- 0	0- 0	0- 0	NEUTRAL	0- 0	0- 0	0- 0				

RPI 1-25				RPI 26-50				RPI 51-100				RPI 101+ Team's RPI: 348			
RPI	S	Opponent	Score	RPI	S	Opponent	Score	RPI	S	Opponent	Score	RPI	S	Opponent	Score
19	A	Princeton	42 73					75	A	Stony Brook	55 66	101	A	Harvard	44 53
								86	A	Penn	46 74	124	A	William & Mary	44 61
								100	A	Michigan St.	34 79	142	H	Providence	57 75
												145	A	Northeastern	47 60
												149	A	Massachusetts	48 74
												180	H	Quinnipiac	50 87
												189	H	Rhode Island	56 68
												200	A	Binghamton	44 80
												217	H	UMass Lowell	63 68
												223	A	Maine	73 87
												223	H	Maine	52 69
												256	A	New Hampshire	71 72
												295	A	UMBC	54 61
												295	H	UMBC	47 56
												305	A	Vermont	51 62
												305	H	Vermont	53 63
												310	H	Albany (NY)	63 68
												316	H	Hofstra	41 43
												333	H	NJIT	52 61
												344	H	Central Conn. St.	54 61
LAST 10 Division I															
305	A	Vermont	51 62	295	A	UMBC	54 61								
295	H	UMBC	47 56	305	H	Vermont	53 63								
223	H	Maine	52 69	75	A	Stony Brook	55 66								
200	A	Binghamton	44 80	217	H	UMass Lowell	63 68								
310	H	Albany (NY)	63 68	256	A	New Hampshire	71 72								

Non-Div I Games:

Hartford

■ Loss, 
 ■ Non-Conf, S Site, 
 ■ Home 
 ■ Away 
 N Neutral

# Harvard

Through Games Of Feb. 9, 2020

Average RPI Win:	184	WON-LOST	WINNING	LAST 10	STRENGTH OF	OPP. STRENGTH	TEAM	ADJ.	CONF.	ADJ CONF.
Average RPI Loss:	138	RECORD	PCT. RANK	GAMES	SCHEDULE	OF SCHEDULE	RPI	RPI	RPI	RPI
DIV. I ONLY	13- 6	62	7-3	201	102	101	101	8	8	
DIV. I NON-CONF.	9- 4	84	3-1	287	112	127	127	8	8	
TOTALS	RPI 1-25	RPI 26-50	W-L RECORDS	RPI 51-100	RPI 101-150	RPI 150+				
13- 6	0- 1	1- 1	OVERALL	1- 0	2- 1	9- 3				
8- 2	0- 1	1- 0	HOME	1- 0	1- 1	5- 0				
5- 3	0- 0	0- 1	AWAY	0- 0	1- 0	4- 2				
0- 1	0- 0	0- 0	NEUTRAL	0- 0	0- 0	0- 1				
9- 4	0- 0	0- 1	NON-CONFERENCE	0- 0	2- 1	7- 2				
4- 1	0- 0	0- 0	HOME	0- 0	1- 1	3- 0				
5- 2	0- 0	0- 1	AWAY	0- 0	1- 0	4- 1				
0- 1	0- 0	0- 0	NEUTRAL	0- 0	0- 0	0- 1				
4- 2	0- 1	1- 0	CONFERENCE	1- 0	0- 0	2- 1				
4- 1	0- 1	1- 0	HOME	1- 0	0- 0	2- 0				
0- 1	0- 0	0- 0	AWAY	0- 0	0- 0	0- 1				
0- 0	0- 0	0- 0	NEUTRAL	0- 0	0- 0	0- 0				

RPI S	Opponent	Score	RPI S	Opponent	Score	RPI S	Opponent	Score	RPI S	Opponent	Score
19	H Princeton	46 60	41	H Yale	66 57	86	H Penn	58 51	135	H California	56 53
			48	A Rutgers	46 74				145	H Northeastern	44 46
									150	A Boston U.	66 39
									173	A Northern Ill.	59 53
									180	A Quinnipiac	77 68
									181	A Fla. Atlantic	65 51
									189	H Rhode Island	61 58
									199	A Dartmouth	62 63
									199	H Dartmouth	64 49
									207	A La Salle	69 75
									210	N Saint Joseph's	39 63
									215	H Brown	68 53
									223	A Maine	69 40
									274	H Siena	68 51
									348	H Hartford	53 44
LAST 10 Division I											
215	H Brown	68 53	199	A Dartmouth	62 63						
41	H Yale	66 57	189	H Rhode Island	61 58						
19	H Princeton	46 60	181	A Fla. Atlantic	65 51						
86	H Penn	58 51	210	N Saint Joseph's	39 63						
199	H Dartmouth	64 49	223	A Maine	69 40						

Non-Div I Games:

Harvard

Loss, Non-Conf, S Site, H Home A Away N Neutral

Average RPI Win:	239	WON-LOST	WINNING	LAST 10	STRENGTH OF	OPP. STRENGTH	TEAM	ADJ.	CONF.	ADJ CONF.
Average RPI Loss:	160	RECORD	PCT. RANK	GAMES	SCHEDULE	OF SCHEDULE	RPI	RPI	RPI	RPI
DIV. I ONLY	12- 10	145	7-3	215	206	179	179	27	27	
DIV. I NON-CONF.	5- 7	205	0	99	81	173	173	26	26	
TOTALS	RPI 1-25	RPI 26-50	W-L RECORDS	RPI 51-100	RPI 101-150	RPI 150+				
12- 10	0- 2	1- 0	OVERALL	0- 1	1- 2	10- 5				
7- 4	0- 1	1- 0	HOME	0- 1	0- 1	6- 1				
5- 6	0- 1	0- 0	AWAY	0- 0	1- 1	4- 4				
0- 0	0- 0	0- 0	NEUTRAL	0- 0	0- 0	0- 0				
5- 7	0- 2	1- 0	NON-CONFERENCE	0- 1	1- 2	3- 2				
3- 4	0- 1	1- 0	HOME	0- 1	0- 1	2- 1				
2- 3	0- 1	0- 0	AWAY	0- 0	1- 1	1- 1				
0- 0	0- 0	0- 0	NEUTRAL	0- 0	0- 0	0- 0				
7- 3	0- 0	0- 0	CONFERENCE	0- 0	0- 0	7- 3				
4- 0	0- 0	0- 0	HOME	0- 0	0- 0	4- 0				
3- 3	0- 0	0- 0	AWAY	0- 0	0- 0	3- 3				
0- 0	0- 0	0- 0	NEUTRAL	0- 0	0- 0	0- 0				

RPI 1-25				RPI 26-50				RPI 51-100				RPI 101+ Team's RPI: 179			
RPI	S	Opponent	Score	RPI	S	Opponent	Score	RPI	S	Opponent	Score	RPI	S	Opponent	Score
13	H	NC State	59 68	31	H	Texas	73 60	86	H	Penn	55 70	113	H	Texas Southern	57 74
14	A	Oregon St.	32 64									121	A	Idaho	52 67
												132	A	Washington	62 50
												159	A	UC Davis	49 62
												187	A	Pepperdine	52 51
												232	H	Cal St. Fullerton	79 72
												257	H	San Diego St.	61 58
												258	H	North Texas	60 66
												266	A	Long Beach St.	55 62
												266	H	Long Beach St.	68 44
												272	A	UC Santa Barbara	63 51
												280	A	LMU (CA)	51 65
												287	A	UC Riverside	65 59
												287	H	UC Riverside	80 57
												288	A	CSUN	54 58
												299	H	UTSA	62 50
												302	H	UC Irvine	94 70
												312	A	Cal Poly	59 46
LAST 10 Division I															
272	A	UC Santa Barbara	63 51	266	A	Long Beach St.	55 62								
312	A	Cal Poly	59 46	232	H	Cal St. Fullerton	79 72								
266	H	Long Beach St.	68 44	287	H	UC Riverside	80 57								
302	H	UC Irvine	94 70	159	A	UC Davis	49 62								
287	A	UC Riverside	65 59	288	A	CSUN	54 58								

Non-Div I Games: Hope Int'l 86 49

Hawaii

■ Loss, 
 ■ Non-Conf, S Site, 
 ■ Home 
 ■ Away 
 N Neutral

Average RPI Win:	270	WON-LOST	WINNING	LAST 10	STRENGTH OF	OPP. STRENGTH	TEAM	ADJ.	CONF.	ADJ CONF.
Average RPI Loss:	167	RECORD	PCT. RANK	GAMES	SCHEDULE	OF SCHEDULE	RPI	RPI	RPI	RPI
DIV. I ONLY	11- 11	175	8-2	221	323	188	188	25	25	
DIV. I NON-CONF.	2- 7	288	0	166	254	268	268	27	27	
TOTALS	RPI 1-25	RPI 26-50	W-L RECORDS	RPI 51-100	RPI 101-150	RPI 150+				
11- 11	0- 0	0- 1	OVERALL	0- 1	0- 2	11- 7				
6- 2	0- 0	0- 0	HOME	0- 0	0- 1	6- 1				
5- 9	0- 0	0- 1	AWAY	0- 1	0- 1	5- 6				
0- 0	0- 0	0- 0	NEUTRAL	0- 0	0- 0	0- 0				
2- 7	0- 0	0- 1	NON-CONFERENCE	0- 1	0- 1	2- 4				
1- 2	0- 0	0- 0	HOME	0- 0	0- 1	1- 1				
1- 5	0- 0	0- 1	AWAY	0- 1	0- 0	1- 3				
0- 0	0- 0	0- 0	NEUTRAL	0- 0	0- 0	0- 0				
9- 4	0- 0	0- 0	CONFERENCE	0- 0	0- 1	9- 3				
5- 0	0- 0	0- 0	HOME	0- 0	0- 0	5- 0				
4- 4	0- 0	0- 0	AWAY	0- 0	0- 1	4- 3				
0- 0	0- 0	0- 0	NEUTRAL	0- 0	0- 0	0- 0				

RPI 1-25			RPI 26-50			RPI 51-100			RPI 101+ Team's RPI: 188		
RPI	S	Opponent	Score	RPI	S	Opponent	Score	RPI	S	Opponent	Score
				36	A	Duke	57 93	94	A	Butler	52 74
								117	A	Campbell	36 73
								120	H	Davidson	63 73
								153	A	UNC Greensboro	70 82
								170	A	Hampton	81 77
								170	H	Hampton	74 59
								172	A	Norfolk St.	58 72
								177	A	American	48 56
								213	H	Radford	68 58
								221	A	Gardner-Webb	57 70
								244	A	UNC Asheville	60 76
								252	H	Col. of Charleston	70 79
								253	A	Winthrop	63 69
								253	H	Winthrop	94 61
								259	A	Longwood	76 69
								270	H	ETSU	80 62
								304	H	Presbyterian	60 55
								320	A	N.C. Central	78 58
								335	A	USC Upstate	81 45
								335	H	USC Upstate	85 46
								341	A	Charleston So.	84 70
LAST 10 Division I											
				335	A	USC Upstate	81 45				
				170	H	Hampton	74 59				
				253	H	Winthrop	94 61				
				221	A	Gardner-Webb	57 70				
				170	A	Hampton	81 77				
				304	H	Presbyterian	60 55				
				259	A	Longwood	76 69				
				341	A	Charleston So.	84 70				
				244	A	UNC Asheville	60 76				
				213	H	Radford	68 58				

Non-Div I Games:




























































High Point

■ Loss, 
 ■ Non-Conf, 
 ■ S Site, 
 ■ H Home 
 ■ A Away 
 N Neutral

# Hofstra





Through Games Of Feb. 9, 2020

Average RPI Win: <b>240</b>	WON-LOST	WINNING	LAST 10	STRENGTH OF	OPP. STRENGTH	TEAM	ADJ.	CONF.	ADJ CONF.
Average RPI Loss: <b>177</b>	RECORD	PCT. RANK	GAMES	SCHEDULE	OF SCHEDULE	RPI	RPI	RPI	RPI
DIV. I ONLY	3- 19	329	0-10	163	300	316	316	14	14
DIV. I NON-CONF.	3- 8	268	0	200	351	307	307	13	13
TOTALS	RPI 1-25	RPI 26-50	W-L RECORDS	RPI 51-100	RPI 101-150	RPI 150+			
3- 19	0- 0	0- 1	OVERALL	0- 3	1- 3	2- 12			
2- 9	0- 0	0- 0	HOME	0- 2	1- 2	1- 5			
1- 8	0- 0	0- 1	AWAY	0- 1	0- 1	1- 5			
0- 2	0- 0	0- 0	NEUTRAL	0- 0	0- 0	0- 2			
3- 8	0- 0	0- 0	NON-CONFERENCE	0- 1	1- 0	2- 7			
2- 3	0- 0	0- 0	HOME	0- 1	1- 0	1- 2			
1- 3	0- 0	0- 0	AWAY	0- 0	0- 0	1- 3			
0- 2	0- 0	0- 0	NEUTRAL	0- 0	0- 0	0- 2			
0- 11	0- 0	0- 1	CONFERENCE	0- 2	0- 3	0- 5			
0- 6	0- 0	0- 0	HOME	0- 1	0- 2	0- 3			
0- 5	0- 0	0- 1	AWAY	0- 1	0- 1	0- 2			
0- 0	0- 0	0- 0	NEUTRAL	0- 0	0- 0	0- 0			

RPI 1-25	RPI 26-50	RPI 51-100	RPI 101+	Team's RPI: 316
RPI S Opponent Score	RPI S Opponent Score	RPI S Opponent Score	RPI S Opponent Score	Score
	44  James Madison 50  92	56  Drexel 54  74	117  Campbell 58 55	
		56  Drexel 32  45	124  William & Mary 53  66	
		75  Stony Brook 38  81	137  Elon 56  69	
			145  Northeastern 51  74	
			154 N Houston 44  54	
			175 N Samford 45  65	
			182  Towson 71  84	
			190  Delaware 59  80	
			190  Delaware 67  77	
			191  Cleveland St. 51  61	
			224  Fairfield 64  73	
			252  Col. of Charleston 60  63	
			254  Morgan St. 51 39	
			260  UNCW 59  62	
			267  Howard 64  73	
			296  Sacred Heart 44  71	
			336  LIU Brooklyn 46  85	
			348  Hartford 43 41	
LAST 10 Division I				
190  Delaware 67  77	44  James Madison 50  92			
56  Drexel 32  45	137  Elon 56  69			
252  Col. of Charleston 60  63	124  William & Mary 53  66			
260  UNCW 59  62	56  Drexel 54  74			
182  Towson 71  84	190  Delaware 59  80			

Non-Div I Games:

Hofstra

 Loss,  Non-Conf, S Site,  Home  Away N Neutral

# Holy Cross

Through Games Of Feb. 9, 2020

Average RPI Win:	223	WON-LOST	WINNING	LAST 10	STRENGTH OF	OPP. STRENGTH	TEAM	ADJ.	CONF.	ADJ CONF.
Average RPI Loss:	151	RECORD	PCT. RANK	GAMES	SCHEDULE	OF SCHEDULE	RPI	RPI	RPI	RPI
DIV. I ONLY	13- 9	113	5-5	228	199	141	141	15	15	
DIV. I NON-CONF.	7- 4	100	0	248	251	114	114	16	16	
TOTALS	RPI 1-25	RPI 26-50	W-L RECORDS	RPI 51-100	RPI 101-150	RPI 150+				
13- 9	0- 0	0- 0	OVERALL	1- 3	1- 3	11- 3				
7- 2	0- 0	0- 0	HOME	1- 1	0- 1	6- 0				
6- 7	0- 0	0- 0	AWAY	0- 2	1- 2	5- 3				
0- 0	0- 0	0- 0	NEUTRAL	0- 0	0- 0	0- 0				
7- 4	0- 0	0- 0	NON-CONFERENCE	1- 1	0- 1	6- 2				
4- 0	0- 0	0- 0	HOME	1- 0	0- 0	3- 0				
3- 4	0- 0	0- 0	AWAY	0- 1	0- 1	3- 2				
0- 0	0- 0	0- 0	NEUTRAL	0- 0	0- 0	0- 0				
6- 5	0- 0	0- 0	CONFERENCE	0- 2	1- 2	5- 1				
3- 2	0- 0	0- 0	HOME	0- 1	0- 1	3- 0				
3- 3	0- 0	0- 0	AWAY	0- 1	1- 1	2- 1				
0- 0	0- 0	0- 0	NEUTRAL	0- 0	0- 0	0- 0				

RPI S	Opponent	Score	RPI S	Opponent	Score	RPI S	Opponent	Score	RPI S	Opponent	Score	Team's RPI: 141
						71	H Bucknell	40 51	122	A Lehigh	74 57	
						77	H Boston College	80 71	149	A Massachusetts	72 75	
						84	A Colgate	60 71	150	A Boston U.	70 76	
						95	A North Florida	60 80	150	H Boston U.	51 62	
									160	H Lafayette	57 56	
									171	A Illinois	75 78	
									177	H American	72 59	
									189	A Rhode Island	58 73	
									206	H Merrimack	68 42	
									215	A Brown	83 71	
									227	A Stetson	75 63	
									251	A Loyola Maryland	64 56	
									256	H New Hampshire	82 61	
									296	A Sacred Heart	65 52	
									297	A Navy	58 49	
									297	H Navy	57 43	
									301	A Army West Point	48 61	
									317	H Bryant	87 75	
LAST 10 Division I												
150	H Boston U.	51 62	177	H American	72 59							
84	A Colgate	60 71	301	A Army West Point	48 61							
297	H Navy	57 43	71	H Bucknell	40 51							
150	A Boston U.	70 76	160	H Lafayette	57 56							
122	A Lehigh	74 57	297	A Navy	58 49							

Non-Div I Games:

Holy Cross

Loss, Non-Conf, S Site, H Home A Away N Neutral



Average RPI Win: <b>216</b>	WON-LOST	WINNING	LAST 10	STRENGTH OF	OPP. STRENGTH	TEAM	ADJ.	CONF.	ADJ CONF.
Average RPI Loss: <b>104</b>	RECORD	PCT. RANK	GAMES	SCHEDULE	OF SCHEDULE	RPI	RPI	RPI	RPI
DIV. I ONLY	<b>12- 12</b>	<b>175</b>	<b>5-5</b>	<b>139</b>	<b>85</b>	<b>154</b>	<b>154</b>	<b>9</b>	<b>9</b>
DIV. I NON-CONF.	<b>7- 7</b>	<b>164</b>	<b>0</b>	<b>175</b>	<b>106</b>	<b>178</b>	<b>178</b>	<b>9</b>	<b>9</b>
TOTALS	RPI 1-25	RPI 26-50	W-L RECORDS	RPI 51-100	RPI 101-150	RPI 150+			
12- 12	0- 3	1- 0	OVERALL	0- 6	2- 0	9- 3			
9- 2	0- 1	1- 0	HOME	0- 1	1- 0	7- 0			
1- 8	0- 2	0- 0	AWAY	0- 4	1- 0	0- 2			
2- 2	0- 0	0- 0	NEUTRAL	0- 1	0- 0	2- 1			
7- 7	0- 2	1- 0	NON-CONFERENCE	0- 3	0- 0	6- 2			
5- 1	0- 1	1- 0	HOME	0- 0	0- 0	4- 0			
0- 4	0- 1	0- 0	AWAY	0- 2	0- 0	0- 1			
2- 2	0- 0	0- 0	NEUTRAL	0- 1	0- 0	2- 1			
5- 5	0- 1	0- 0	CONFERENCE	0- 3	2- 0	3- 1			
4- 1	0- 0	0- 0	HOME	0- 1	1- 0	3- 0			
1- 4	0- 1	0- 0	AWAY	0- 2	1- 0	0- 1			
0- 0	0- 0	0- 0	NEUTRAL	0- 0	0- 0	0- 0			

RPI 1-25				RPI 26-50				RPI 51-100				RPI 101+ Team's RPI: 154			
RPI	S	Opponent	Score	RPI	S	Opponent	Score	RPI	S	Opponent	Score	RPI	S	Opponent	Score
7	A	UConn	51 <b>91</b>	38	H	Oklahoma	85 69	67	A	South Fla.	45 <b>74</b>	144	A	Tulane	66 60
17	A	Texas A&M	43 <b>72</b>					73	H	Temple	58 <b>61</b>	148	H	Wichita St.	64 56
25	H	FGCU	45 <b>57</b>					82	A	Cincinnati	66 <b>85</b>	161	H	Memphis	75 65
								88	N	Syracuse	62 <b>87</b>	193	A	New Mexico	71 <b>81</b>
								89	A	Georgia Tech	38 <b>69</b>	218	H	Southern Miss.	75 60
								97	A	Fordham	54 <b>63</b>	222	H	Southeastern La.	78 65
												230	H	SMU	55 53
												242	H	Louisiana Tech	67 53
												243	N	San Francisco	57 <b>80</b>
												262	A	East Carolina	50 <b>53</b>
												262	H	East Carolina	72 63
												290	N	California Baptist	96 75
												316	N	Hofstra	54 44
												323	H	Houston Baptist	82 60
LAST 10 Division I															
262	A	East Carolina	50 <b>53</b>	82	A	Cincinnati	66 <b>85</b>								
230	H	SMU	55 53	262	H	East Carolina	72 63								
144	A	Tulane	66 60	7	A	UConn	51 <b>91</b>								
67	A	South Fla.	45 <b>74</b>	73	H	Temple	58 <b>61</b>								
148	H	Wichita St.	64 56	161	H	Memphis	75 65								

Non-Div I Games:

Houston

■ Loss, 
 ■ Non-Conf, 
 ■ S Site, 
 ■ H Home 
 ■ A Away 
 N Neutral

## Houston Baptist

Through Games Of Feb. 9, 2020

Average RPI Win:	279	WON-LOST	WINNING	LAST 10	STRENGTH OF	OPP. STRENGTH	TEAM	ADJ.	CONF.	ADJ CONF.
Average RPI Loss:	198	RECORD	PCT. RANK	GAMES	SCHEDULE	OF SCHEDULE	RPI	RPI	RPI	RPI
DIV. I ONLY	3- 16	323	1-9	284	302	323	323	23	23	
DIV. I NON-CONF.	2- 5	259	0	120	292	182	182	21	21	
TOTALS	RPI 1-25	RPI 26-50	W-L RECORDS	RPI 51-100	RPI 101-150	RPI 150+				
3- 16	0- 1	0- 0	OVERALL	0- 0	0- 3	3- 12				
0- 7	0- 0	0- 0	HOME	0- 0	0- 2	0- 5				
3- 9	0- 1	0- 0	AWAY	0- 0	0- 1	3- 7				
0- 0	0- 0	0- 0	NEUTRAL	0- 0	0- 0	0- 0				
2- 5	0- 1	0- 0	NON-CONFERENCE	0- 0	0- 1	2- 3				
0- 1	0- 0	0- 0	HOME	0- 0	0- 0	0- 1				
2- 4	0- 1	0- 0	AWAY	0- 0	0- 1	2- 2				
0- 0	0- 0	0- 0	NEUTRAL	0- 0	0- 0	0- 0				
1- 11	0- 0	0- 0	CONFERENCE	0- 0	0- 2	1- 9				
0- 6	0- 0	0- 0	HOME	0- 0	0- 2	0- 4				
1- 5	0- 0	0- 0	AWAY	0- 0	0- 0	1- 5				
0- 0	0- 0	0- 0	NEUTRAL	0- 0	0- 0	0- 0				

RPI 1-25				RPI 26-50				RPI 51-100				RPI 101+ Team's RPI: 323			
RPI	S	Opponent	Score	RPI	S	Opponent	Score	RPI	S	Opponent	Score	RPI	S	Opponent	Score
8	A	Baylor	42 112									104	H	SFA	42 59
												112	H	A&M-Corpus Christi	65 75
												148	A	Wichita St.	42 59
												154	A	Houston	60 82
												158	A	Texas Tech	51 59
												167	A	New Orleans	84 88
												169	H	Sam Houston St.	69 97
												186	H	Northern Ariz.	62 79
												208	A	Oral Roberts	74 73
												214	A	Central Ark.	39 63
												222	H	Southeastern La.	59 69
												229	A	Lamar University	53 60
												285	A	Incarnate Word	60 55
												291	H	Nicholls St.	78 84
												332	A	Northwestern St.	60 69
												332	H	Northwestern St.	46 54
												334	A	McNeese	72 88
												345	A	La.-Monroe	72 65
LAST 10 Division I															
332	H	Northwestern St.	46 54	291	H	Nicholls St.	78 84								
167	A	New Orleans	84 88	169	H	Sam Houston St.	69 97								
112	H	A&M-Corpus Christi	65 75	229	A	Lamar University	53 60								
285	A	Incarnate Word	60 55	332	A	Northwestern St.	60 69								
334	A	McNeese	72 88	214	A	Central Ark.	39 63								

Non-Div I Games: LSU-Shreveport 67 44 Paul Quinn 63 34

Houston Baptist

Loss, Non-Conf, S Site, H Home A Away N Neutral

Average RPI Win:	308	WON-LOST	WINNING	LAST 10	STRENGTH OF	OPP. STRENGTH	TEAM	ADJ.	CONF.	ADJ CONF.
Average RPI Loss:	147	RECORD	PCT. RANK	GAMES	SCHEDULE	OF SCHEDULE	RPI	RPI	RPI	RPI
DIV. I ONLY	14- 9	103	6-4	350	279	267	267	29	29	
DIV. I NON-CONF.	8- 5	117	0	315	201	186	186	29	29	
TOTALS	RPI 1-25	RPI 26-50	W-L RECORDS	RPI 51-100	RPI 101-150	RPI 150+				
14- 9	0- 0	0- 1	OVERALL	0- 2	0- 2	14- 4				
6- 4	0- 0	0- 0	HOME	0- 0	0- 1	6- 3				
8- 3	0- 0	0- 1	AWAY	0- 1	0- 0	8- 1				
0- 2	0- 0	0- 0	NEUTRAL	0- 1	0- 1	0- 0				
8- 5	0- 0	0- 1	NON-CONFERENCE	0- 2	0- 1	8- 1				
3- 1	0- 0	0- 0	HOME	0- 0	0- 0	3- 1				
5- 2	0- 0	0- 1	AWAY	0- 1	0- 0	5- 0				
0- 2	0- 0	0- 0	NEUTRAL	0- 1	0- 1	0- 0				
6- 4	0- 0	0- 0	CONFERENCE	0- 0	0- 1	6- 3				
3- 3	0- 0	0- 0	HOME	0- 0	0- 1	3- 2				
3- 1	0- 0	0- 0	AWAY	0- 0	0- 0	3- 1				
0- 0	0- 0	0- 0	NEUTRAL	0- 0	0- 0	0- 0				

RPI S	Opponent	Score	RPI S	Opponent	Score	RPI S	Opponent	Score	RPI S	Opponent	Score	Team's RPI: 267
			45 A	Tennessee	38 88	67 A	South Fla.	53 82	125 H	Bethune-Cookman	59 75	
						71 N	Bucknell	60 70	132 N	Washington	58 75	
									172 H	Norfolk St.	80 83	
									207 H	La Salle	62 78	
									226 A	George Mason	86 75	
									251 A	Loyola Maryland	75 69	
									254 A	Morgan St.	67 74	
									254 H	Morgan St.	52 68	
									262 A	East Carolina	67 51	
									269 H	Niagara	91 42	
									295 A	UMBC	72 61	
									314 A	UMES	79 58	
									316 A	Hofstra	73 64	
									325 H	Fairleigh Dickinson	64 56	
									329 H	Saint Peter's	92 80	
									343 A	Coppin St.	66 54	
									343 H	Coppin St.	64 52	
									346 H	South Carolina St.	78 47	
									347 A	Florida A&M	82 56	
									347 H	Florida A&M	72 58	
LAST 10 Division I												
			347 A	Florida A&M	82 56		254 A	Morgan St.	67 74			
			343 H	Coppin St.	64 52		346 H	South Carolina St.	78 47			
			254 H	Morgan St.	52 68		172 H	Norfolk St.	80 83			
			343 A	Coppin St.	66 54		125 H	Bethune-Cookman	59 75			
			347 H	Florida A&M	72 58		314 A	UMES	79 58			

Non-Div I Games:

Howard

Average RPI Win:	208	WON-LOST	WINNING	LAST 10	STRENGTH OF	OPP. STRENGTH	TEAM	ADJ.	CONF.	ADJ CONF.
Average RPI Loss:	97	RECORD	PCT. RANK	GAMES	SCHEDULE	OF SCHEDULE	RPI	RPI	RPI	RPI
DIV. I ONLY	17- 6	43	10-0	148	191	55	55	22	22	
DIV. I NON-CONF.	5- 5	164	0	48	22	66	66	19	19	
TOTALS	RPI 1-25	RPI 26-50	W-L RECORDS	RPI 51-100	RPI 101-150	RPI 150+				
17- 6	0- 0	0- 1	OVERALL	3- 4	2- 0	12- 1				
9- 0	0- 0	0- 0	HOME	2- 0	0- 0	7- 0				
6- 6	0- 0	0- 1	AWAY	0- 4	1- 0	5- 1				
2- 0	0- 0	0- 0	NEUTRAL	1- 0	1- 0	0- 0				
5- 5	0- 0	0- 1	NON-CONFERENCE	3- 4	1- 0	1- 0				
3- 0	0- 0	0- 0	HOME	2- 0	0- 0	1- 0				
0- 5	0- 0	0- 1	AWAY	0- 4	0- 0	0- 0				
2- 0	0- 0	0- 0	NEUTRAL	1- 0	1- 0	0- 0				
12- 1	0- 0	0- 0	CONFERENCE	0- 0	1- 0	11- 1				
6- 0	0- 0	0- 0	HOME	0- 0	0- 0	6- 0				
6- 1	0- 0	0- 0	AWAY	0- 0	1- 0	5- 1				
0- 0	0- 0	0- 0	NEUTRAL	0- 0	0- 0	0- 0				

RPI S	Opponent	Score	RPI S	Opponent	Score	RPI S	Opponent	Score	RPI S	Opponent	Score
47	A UNI	50 51	53	A Ohio	64 70	137	N Elon	59 53	140	A Green Bay	54 42
			61	N St. John's (NY)	85 78	156	H Wright St.	80 60	191	A Cleveland St.	78 53
			68	A UT Martin	51 57	191	H Cleveland St.	58 48	201	H Northern Ky.	89 61
			70	H Ball St.	65 48	235	A Milwaukee	75 52	246	A Youngstown St.	73 75
			74	A Miami (FL)	65 74	246	H Youngstown St.	77 69	271	H Eastern Ky.	72 42
			85	H Southern Ill.	81 78	281	A Oakland	89 63	281	H Oakland	76 41
			94	A Butler	61 64	328	A Detroit Mercy	95 54	328	H Detroit Mercy	82 45
						342	A UIC	88 49			
LAST 10 Division I											
281	A Oakland	89 63	235	A Milwaukee	75 52						
328	A Detroit Mercy	95 54	140	A Green Bay	54 42						
246	H Youngstown St.	77 69	156	H Wright St.	80 60						
191	H Cleveland St.	58 48	201	H Northern Ky.	89 61						
342	A UIC	88 49	328	H Detroit Mercy	82 45						

Non-Div I Games: Ind.-Northwest 103 45

IUPUI

■ Loss, 
 ■ Non-Conf, 
 ■ S Site, 
 ■ Home 
 ■ A Away 
 N Neutral

Average RPI Win: 224		WON-LOST	WINNING	LAST 10	STRENGTH OF	OPP. STRENGTH	TEAM	ADJ.	CONF.	ADJ CONF.
Average RPI Loss: 128		RECORD	PCT. RANK	GAMES	SCHEDULE	OF SCHEDULE	RPI	RPI	RPI	RPI
DIV. I ONLY		13- 8	97	6-4	185	174	121	121	18	18
DIV. I NON-CONF.		5- 4	140	0	137	123	104	104	17	17
TOTALS		RPI 1-25	RPI 26-50	W-L RECORDS	RPI 51-100	RPI 101-150	RPI 150+			
13- 8	0- 0		0- 2	OVERALL	1- 2	1- 0	11- 4			
7- 2	0- 0		0- 0	HOME	0- 1	0- 0	7- 1			
6- 4	0- 0		0- 1	AWAY	1- 1	1- 0	4- 2			
0- 2	0- 0		0- 1	NEUTRAL	0- 0	0- 0	0- 1			
5- 4	0- 0		0- 2	NON-CONFERENCE	0- 1	1- 0	4- 1			
2- 0	0- 0		0- 0	HOME	0- 0	0- 0	2- 0			
3- 2	0- 0		0- 1	AWAY	0- 1	1- 0	2- 0			
0- 2	0- 0		0- 1	NEUTRAL	0- 0	0- 0	0- 1			
8- 4	0- 0		0- 0	CONFERENCE	1- 1	0- 0	7- 3			
5- 2	0- 0		0- 0	HOME	0- 1	0- 0	5- 1			
3- 2	0- 0		0- 0	AWAY	1- 0	0- 0	2- 2			
0- 0	0- 0		0- 0	NEUTRAL	0- 0	0- 0	0- 0			

RPI 1-25				RPI 26-50				RPI 51-100				RPI 101+				Team's RPI: 121	
RPI	S	Opponent	Score	RPI	S	Opponent	Score	RPI	S	Opponent	Score	RPI	S	Opponent	Score		
				32	N	Old Dominion	55 67	67	A	South Fla.	64 67	118	A	San Diego	65 32		
				50	A	Oklahoma St.	47 62	91	A	Montana St.	69 68	164	A	Southern Utah	71 56		
								91	H	Montana St.	56 62	174	A	Montana	60 69		
												174	H	Montana	52 51		
												179	H	Hawaii	67 52		
												186	H	Northern Ariz.	70 71		
												192	A	Portland St.	53 74		
												198	H	Idaho St.	62 56		
												229	N	Lamar University	44 47		
												233	A	Northern Colo.	57 46		
												243	A	San Francisco	66 60		
												268	H	Colorado St.	61 54		
												306	H	Eastern Wash.	69 60		
												308	H	Sacramento St.	70 44		
												309	A	Seattle U	90 84		
												321	H	Weber St.	70 50		
EAST 10 Division I																	
				174	A	Montana	60 69	233	A	Northern Colo.	57 46						
				91	H	Montana St.	56 62	174	H	Montana	52 51						
				308	H	Sacramento St.	70 44	306	H	Eastern Wash.	69 60						
				186	H	Northern Ariz.	70 71	91	A	Montana St.	69 68						
				164	A	Southern Utah	71 56	192	A	Portland St.	53 74						

Non-Div I Games:

Idaho

■ Loss, ■ Non-Conf, S Site, H Home A Away N Neutral

Average RPI Win: 263		WON-LOST	WINNING	LAST 10	STRENGTH OF	OPP. STRENGTH	TEAM	ADJ.	CONF.	ADJ CONF.
Average RPI Loss: 144		RECORD	PCT. RANK	GAMES	SCHEDULE	OF SCHEDULE	RPI	RPI	RPI	RPI
DIV. I ONLY		10- 10	175	6-4	271	195	198	198	18	18
DIV. I NON-CONF.		2- 5	259	0	276	80	270	270	17	17
TOTALS		RPI 1-25	RPI 26-50	W-L RECORDS	RPI 51-100	RPI 101-150	RPI 150+			
10- 10	0- 0		0- 3	OVERALL	0- 1	0- 1	10- 5			
4- 3	0- 0		0- 0	HOME	0- 0	0- 0	4- 3			
6- 7	0- 0		0- 3	AWAY	0- 1	0- 1	6- 2			
0- 0	0- 0		0- 0	NEUTRAL	0- 0	0- 0	0- 0			
2- 5	0- 0		0- 3	NON-CONFERENCE	0- 0	0- 0	2- 2			
1- 1	0- 0		0- 0	HOME	0- 0	0- 0	1- 1			
1- 4	0- 0		0- 3	AWAY	0- 0	0- 0	1- 1			
0- 0	0- 0		0- 0	NEUTRAL	0- 0	0- 0	0- 0			
8- 5	0- 0		0- 0	CONFERENCE	0- 1	0- 1	8- 3			
3- 2	0- 0		0- 0	HOME	0- 0	0- 0	3- 2			
5- 3	0- 0		0- 0	AWAY	0- 1	0- 1	5- 1			
0- 0	0- 0		0- 0	NEUTRAL	0- 0	0- 0	0- 0			

RPI 1-25				RPI 26-50				RPI 51-100				RPI 101+				Team's RPI: 198	
RPI	S	Opponent	Score	RPI	S	Opponent	Score	RPI	S	Opponent	Score	RPI	S	Opponent	Score		
				27	A	Arizona St.	69 74	91	A	Montana St.	59 67	121	A	Idaho	56 62		
				36	A	Duke	66 85					164	A	Southern Utah	65 72		
				50	A	Oklahoma St.	52 70					164	H	Southern Utah	73 54		
												174	A	Montana	67 53		
												186	A	Northern Ariz.	79 76		
												186	H	Northern Ariz.	59 70		
												192	H	Portland St.	64 69		
												233	H	Northern Colo.	59 39		
												278	A	Utah St.	61 69		
												290	H	California Baptist	68 74		
												306	A	Eastern Wash.	67 47		
												308	A	Sacramento St.	75 51		
												308	H	Sacramento St.	80 62		
												309	H	Seattle U	73 48		
												321	A	Weber St.	65 54		
												324	A	Utah Valley	88 61		
LAST 10 Division I																	
				308	A	Sacramento St.	75 51	174	A	Montana	67 53						
				186	A	Northern Ariz.	79 76	192	H	Portland St.	64 69						
				164	H	Southern Utah	73 54	321	A	Weber St.	65 54						
				233	H	Northern Colo.	59 39	186	H	Northern Ariz.	59 70						
				91	A	Montana St.	59 67	164	A	Southern Utah	65 72						

Non-Div I Games:	Arizona Christian	93	36	Montana Tech	83	57
------------------	-------------------	----	----	--------------	----	----

Idaho St.

Loss, Non-Conf, S Site, H Home A Away N Neutral

Average RPI Win:	232	WON-LOST	WINNING	LAST 10	STRENGTH OF	OPP. STRENGTH	TEAM	ADJ.	CONF.	ADJ CONF.
Average RPI Loss:	43	RECORD	PCT. RANK	GAMES	SCHEDULE	OF SCHEDULE	RPI	RPI	RPI	RPI
DIV. I ONLY	11- 12	189	2-8	114	58	171	171	2	2	
DIV. I NON-CONF.	9- 2	38	0	331	286	167	167	2	2	
TOTALS	RPI 1-25	RPI 26-50	W-L RECORDS	RPI 51-100	RPI 101-150	RPI 150+				
11- 12	0- 4	0- 5	OVERALL	1- 2	2- 1	8- 0				
9- 6	0- 2	0- 2	HOME	1- 1	1- 1	7- 0				
2- 6	0- 2	0- 3	AWAY	0- 1	1- 0	1- 0				
0- 0	0- 0	0- 0	NEUTRAL	0- 0	0- 0	0- 0				
9- 2	0- 0	0- 0	NON-CONFERENCE	0- 2	2- 0	7- 0				
8- 1	0- 0	0- 0	HOME	0- 1	1- 0	7- 0				
1- 1	0- 0	0- 0	AWAY	0- 1	1- 0	0- 0				
0- 0	0- 0	0- 0	NEUTRAL	0- 0	0- 0	0- 0				
2- 10	0- 4	0- 5	CONFERENCE	1- 0	0- 1	1- 0				
1- 5	0- 2	0- 2	HOME	1- 0	0- 1	0- 0				
1- 5	0- 2	0- 3	AWAY	0- 0	0- 0	1- 0				
0- 0	0- 0	0- 0	NEUTRAL	0- 0	0- 0	0- 0				

RPI	S	Opponent	Score	RPI	S	Opponent	Score	RPI	S	Opponent	Score	RPI	S	Opponent	Score	Team's RPI: 171
3	H	Maryland	60 79	26	A	Ohio St.	47 77	52	H	Minnesota	74 71	128	H	Wisconsin	64 73	
6	A	Iowa	72 108	26	H	Ohio St.	58 78	77	A	North Carolina	60 85	131	A	Missouri	58 51	
15	A	Indiana	42 83	40	A	Purdue	67 81	80	H	Illinois St.	58 74	141	H	Holy Cross	78 75	
16	H	Northwestern	50 77	48	A	Rutgers	41 72					195	H	Austin Peay	76 62	
				48	H	Rutgers	51 75					204	A	Penn St.	70 66	
												206	H	Merrimack	75 72	
												304	H	Presbyterian	71 52	
												317	H	Bryant	69 55	
												326	H	Ark.-Pine Bluff	65 50	
												327	H	Evansville	59 44	
												350	H	Chicago St.	96 66	
LAST 10 Division I																
204	A	Penn St.	70 66	26	A	Ohio St.	47 77									
26	H	Ohio St.	58 78	40	A	Purdue	67 81									
128	H	Wisconsin	64 73	52	H	Minnesota	74 71									
48	A	Rutgers	41 72	48	H	Rutgers	51 75									
3	H	Maryland	60 79	15	A	Indiana	42 83									

Non-Div I Games:

Illinois

Average RPI Win:	188	WON-LOST	WINNING	LAST 10	STRENGTH OF	OPP. STRENGTH	TEAM	ADJ.	CONF.	ADJ CONF.
Average RPI Loss:	72	RECORD	PCT. RANK	GAMES	SCHEDULE	OF SCHEDULE	RPI	RPI	RPI	RPI
DIV. I ONLY	12- 8	109	5-5	76	122	80	80	7	7	
DIV. I NON-CONF.	7- 3	80	0	135	218	64	64	7	7	
TOTALS	RPI 1-25	RPI 26-50	W-L RECORDS	RPI 51-100	RPI 101-150	RPI 150+				
12- 8	0- 1	1- 4	OVERALL	2- 1	0- 1	9- 1				
8- 2	0- 0	1- 2	HOME	1- 0	0- 0	6- 0				
4- 6	0- 1	0- 2	AWAY	1- 1	0- 1	3- 1				
0- 0	0- 0	0- 0	NEUTRAL	0- 0	0- 0	0- 0				
7- 3	0- 0	0- 1	NON-CONFERENCE	1- 1	0- 0	6- 1				
5- 0	0- 0	0- 0	HOME	1- 0	0- 0	4- 0				
2- 3	0- 0	0- 1	AWAY	0- 1	0- 0	2- 1				
0- 0	0- 0	0- 0	NEUTRAL	0- 0	0- 0	0- 0				
5- 5	0- 1	1- 3	CONFERENCE	1- 0	0- 1	3- 0				
3- 2	0- 0	1- 2	HOME	0- 0	0- 0	2- 0				
2- 3	0- 1	0- 1	AWAY	1- 0	0- 1	1- 0				
0- 0	0- 0	0- 0	NEUTRAL	0- 0	0- 0	0- 0				

RPI 1-25				RPI 26-50				RPI 51-100				Team's RPI: 80		RPI 101+			
RPI	S	Opponent	Score	RPI	S	Opponent	Score	RPI	S	Opponent	Score			RPI	S	Opponent	Score
4	A	Missouri St.	74 87	29	H	Drake	67 69	68	H	UT Martin	70 47			136	A	Loyola Chicago	64 69
				35	A	Marquette	41 58	85	A	Southern Ill.	62 54			157	H	Jackson St.	77 55
				43	A	Bradley	61 76	90	A	Saint Louis	56 61			171	A	Illinois	74 58
				43	H	Bradley	62 66							173	H	Northern Ill.	69 66
				47	H	UNI	65 57							184	A	Valparaiso	72 60
														195	A	Austin Peay	72 77
														209	H	Western Ill.	78 65
														211	A	North Dakota	66 58
														282	H	Indiana St.	83 69
														327	H	Evansville	81 58
														338	H	SIUE	74 53
LAST 10 Division I																	
				43	H	Bradley	62 66					136	A	Loyola Chicago	64 69		
				4	A	Missouri St.	74 87					184	A	Valparaiso	72 60		
				85	A	Southern Ill.	62 54					43	A	Bradley	61 76		
				47	H	UNI	65 57					327	H	Evansville	81 58		
				29	H	Drake	67 69					282	H	Indiana St.	83 69		

Non-Div I Games: Truman 87 60

Illinois St.



Average RPI Win:	244	WON-LOST	WINNING	LAST 10	STRENGTH OF	OPP. STRENGTH	TEAM	ADJ.	CONF.	ADJ CONF.
Average RPI Loss:	194	RECORD	PCT. RANK	GAMES	SCHEDULE	OF SCHEDULE	RPI	RPI	RPI	RPI
DIV. I ONLY	6- 11	260	5-5	300	251	285	285	23	23	
DIV. I NON-CONF.	0- 5	338	0	324	120	348	348	21	21	
TOTALS	RPI 1-25	RPI 26-50	W-L RECORDS	RPI 51-100	RPI 101-150	RPI 150+				
6- 11	0- 0	0- 0	OVERALL	0- 1	1- 3	5- 7				
2- 5	0- 0	0- 0	HOME	0- 0	0- 1	2- 4				
4- 6	0- 0	0- 0	AWAY	0- 1	1- 2	3- 3				
0- 0	0- 0	0- 0	NEUTRAL	0- 0	0- 0	0- 0				
0- 5	0- 0	0- 0	NON-CONFERENCE	0- 1	0- 1	0- 3				
0- 1	0- 0	0- 0	HOME	0- 0	0- 0	0- 1				
0- 4	0- 0	0- 0	AWAY	0- 1	0- 1	0- 2				
0- 0	0- 0	0- 0	NEUTRAL	0- 0	0- 0	0- 0				
6- 6	0- 0	0- 0	CONFERENCE	0- 0	1- 2	5- 4				
2- 4	0- 0	0- 0	HOME	0- 0	0- 1	2- 3				
4- 2	0- 0	0- 0	AWAY	0- 0	1- 1	3- 1				
0- 0	0- 0	0- 0	NEUTRAL	0- 0	0- 0	0- 0				

RPI S	Opponent	Score	RPI S	Opponent	Score	RPI S	Opponent	Score	RPI S	Opponent	Score	Team's RPI: 285
						53	A Ohio	41 78	104	A SFA	45 67	
									109	A Abilene Christian	71 70	
									112	H A&M-Corpus Christi	38 64	
									119	A Kansas St.	41 85	
									167	H New Orleans	55 67	
									169	A Sam Houston St.	77 74	
									214	H Central Ark.	37 47	
									222	A Southeastern La.	44 58	
									229	A Lamar University	67 48	
									257	H San Diego St.	48 57	
									268	A Colorado St.	47 75	
									291	H Nicholls St.	53 51	
									299	A UTSA	56 63	
									323	H Houston Baptist	55 60	
									332	A Northwestern St.	69 67	
									334	H McNeese	73 56	
LAST 10 Division I												
222	A	Southeastern La.	44	58	229	A	Lamar University	67	48			
169	A	Sam Houston St.	77	74	104	A	SFA	45	67			
109	A	Abilene Christian	71	70	334	H	McNeese	73	56			
323	H	Houston Baptist	55	60	167	H	New Orleans	55	67			
112	H	A&M-Corpus Christi	38	64	332	A	Northwestern St.	69	67			

Non-Div I Games: Schreiner 70 35 Tex. A&M Int'l 55 38 Paul Quinn 79 62 UNKNOWN 74 52 Incarnate Word

## Indiana

Through Games Of Feb. 9, 2020

Average RPI Win:	118	WON-LOST	WINNING	LAST 10	STRENGTH OF	OPP. STRENGTH	TEAM	ADJ.	CONF.	ADJ CONF.
Average RPI Loss:	7	RECORD	PCT. RANK	GAMES	SCHEDULE	OF SCHEDULE	RPI	RPI	RPI	RPI
DIV. I ONLY	19- 6	41	6-4	9	12	15	15	2	2	
DIV. I NON-CONF.	10- 2	29	0	13	32	10	10	2	2	
TOTALS	RPI 1-25	RPI 26-50	W-L RECORDS	RPI 51-100	RPI 101-150	RPI 150+				
19- 6	1- 6	3- 0	OVERALL	7- 0	2- 0	6- 0				
10- 3	0- 3	1- 0	HOME	3- 0	1- 0	5- 0				
7- 2	0- 2	2- 0	AWAY	3- 0	1- 0	1- 0				
2- 1	1- 1	0- 0	NEUTRAL	1- 0	0- 0	0- 0				
10- 2	1- 2	0- 0	NON-CONFERENCE	4- 0	1- 0	4- 0				
5- 1	0- 1	0- 0	HOME	1- 0	0- 0	4- 0				
3- 0	0- 0	0- 0	AWAY	2- 0	1- 0	0- 0				
2- 1	1- 1	0- 0	NEUTRAL	1- 0	0- 0	0- 0				
9- 4	0- 4	3- 0	CONFERENCE	3- 0	1- 0	2- 0				
5- 2	0- 2	1- 0	HOME	2- 0	1- 0	1- 0				
4- 2	0- 2	2- 0	AWAY	1- 0	0- 0	1- 0				
0- 0	0- 0	0- 0	NEUTRAL	0- 0	0- 0	0- 0				

RPI	S	Opponent	Score	RPI	S	Opponent	Score	RPI	S	Opponent	Score	RPI	S	Opponent	Score
2	N	South Carolina	71 57	40	A	Purdue	66 54	52	H	Minnesota	65 52	128	H	Wisconsin	75 65
3	A	Maryland	62 76	40	H	Purdue	66 48	72	A	Nebraska	57 53	133	A	Florida	73 49
3	H	Maryland	69 79	48	A	Rutgers	66 56	74	A	Miami (FL)	58 45	157	H	Jackson St.	91 51
5	H	UCLA	58 68					93	N	Washington St.	78 44	171	H	Illinois	83 42
6	A	Iowa	85 91					94	A	Butler	64 53	202	H	Mt. St. Mary's	75 52
8	N	Baylor	62 77					95	H	North Florida	72 45	204	A	Penn St.	76 60
16	H	Northwestern	69 71					100	H	Michigan St.	79 67	246	H	Youngstown St.	93 56
												291	H	Nicholls St.	111 47
LAST 10 Division I															
				72	A	Nebraska	57 53	204	A	Penn St.	76 60				
				3	H	Maryland	69 79	3	A	Maryland	62 76				
				40	A	Purdue	66 54	16	H	Northwestern	69 71				
				128	H	Wisconsin	75 65	6	A	Iowa	85 91				
				52	H	Minnesota	65 52	40	H	Purdue	66 48				

Non-Div I Games:

Indiana

■ Loss, 
 ■ Non-Conf, S Site, 
 ■ Home 
 ■ Away 
 N Neutral

Average RPI Win:	<b>296</b>	WON-LOST	WINNING	LAST 10	STRENGTH OF	OPP. STRENGTH	TEAM	ADJ.	CONF.	ADJ CONF.
Average RPI Loss:	<b>131</b>	RECORD	PCT. RANK	GAMES	SCHEDULE	OF SCHEDULE	RPI	RPI	RPI	RPI
DIV. I ONLY	<b>3- 20</b>	<b>337</b>	<b>1-9</b>	<b>93</b>	<b>185</b>	<b>282</b>	<b>282</b>	<b>7</b>	<b>7</b>	
DIV. I NON-CONF.	<b>2- 10</b>	<b>313</b>	<b>0</b>	<b>197</b>	<b>310</b>	<b>297</b>	<b>297</b>	<b>7</b>	<b>7</b>	
TOTALS	RPI 1-25	RPI 26-50	W-L RECORDS	RPI 51-100	RPI 101-150	RPI 150+				
3- 20	0- 1	0- 3	OVERALL	0- 4	0- 5	3- 7				
1- 8	0- 1	0- 0	HOME	0- 2	0- 2	1- 3				
2- 11	0- 0	0- 3	AWAY	0- 2	0- 3	2- 3				
0- 1	0- 0	0- 0	NEUTRAL	0- 0	0- 0	0- 1				
2- 10	0- 0	0- 0	NON-CONFERENCE	0- 2	0- 3	2- 5				
0- 4	0- 0	0- 0	HOME	0- 1	0- 1	0- 2				
2- 5	0- 0	0- 0	AWAY	0- 1	0- 2	2- 2				
0- 1	0- 0	0- 0	NEUTRAL	0- 0	0- 0	0- 1				
1- 10	0- 1	0- 3	CONFERENCE	0- 2	0- 2	1- 2				
1- 4	0- 1	0- 0	HOME	0- 1	0- 1	1- 1				
0- 6	0- 0	0- 3	AWAY	0- 1	0- 1	0- 1				
0- 0	0- 0	0- 0	NEUTRAL	0- 0	0- 0	0- 0				

RPI 1-25				RPI 26-50				RPI 51-100				RPI 101+ Team's RPI: 282			
RPI	S	Opponent	Score	RPI	S	Opponent	Score	RPI	S	Opponent	Score	RPI	S	Opponent	Score
4	H	Missouri St.	55 <b>76</b>	29	A	Drake	65 <b>105</b>	66	A	Colorado	46 <b>59</b>	105	A	Pacific	66 <b>83</b>
				43	A	Bradley	75 <b>91</b>	80	A	Illinois St.	69 <b>83</b>	115	A	Kansas	72 <b>84</b>
				47	A	UNI	43 <b>73</b>	85	H	Southern Ill.	55 <b>78</b>	129	H	Southeast Mo. St.	58 <b>68</b>
								90	H	Saint Louis	53 <b>55</b>	136	A	Loyola Chicago	55 <b>65</b>
												136	H	Loyola Chicago	51 <b>58</b>
												184	A	Valparaiso	45 <b>61</b>
												184	H	Valparaiso	56 <b>75</b>
												201	H	Northern Ky.	68 <b>70</b>
												209	A	Western Ill.	72 <b>83</b>
												220	A	Eastern Ill.	59 57
												240	A	Murray St.	62 <b>70</b>
												247	H	Marshall	60 <b>72</b>
												288	N	CSUN	59 <b>67</b>
												327	H	Evansville	68 58
												342	A	UIC	61 40
LAST 10 Division I															
184	A	Valparaiso	45 <b>61</b>	47	A	UNI	43 <b>73</b>								
136	A	Loyola Chicago	55 <b>65</b>	29	A	Drake	65 <b>105</b>								
327	H	Evansville	68 58	136	H	Loyola Chicago	51 <b>58</b>								
85	H	Southern Ill.	55 <b>78</b>	184	H	Valparaiso	56 <b>75</b>								
4	H	Missouri St.	55 <b>76</b>	43	A	Bradley	75 <b>91</b>								

Non-Div I Games:

Indiana St.

■ Loss, 
 ■ Non-Conf, 
 ■ S Site, 
 ■ H Home 
 ■ A Away 
 N Neutral

Average RPI Win:	276	WON-LOST	WINNING	LAST 10	STRENGTH OF	OPP. STRENGTH	TEAM	ADJ.	CONF.	ADJ CONF.
Average RPI Loss:	135	RECORD	PCT. RANK	GAMES	SCHEDULE	OF SCHEDULE	RPI	RPI	RPI	RPI
DIV. I ONLY	6- 14	282	4-6	100	264	228	228	24	24	
DIV. I NON-CONF.	1- 8	322	0	12	202	205	205	25	25	
TOTALS	RPI 1-25	RPI 26-50	W-L RECORDS	RPI 51-100	RPI 101-150	RPI 150+				
6- 14	0- 1	0- 0	OVERALL	0- 5	0- 3	6- 5				
1- 8	0- 0	0- 0	HOME	0- 3	0- 2	1- 3				
5- 4	0- 1	0- 0	AWAY	0- 2	0- 0	5- 1				
0- 2	0- 0	0- 0	NEUTRAL	0- 0	0- 1	0- 1				
1- 8	0- 1	0- 0	NON-CONFERENCE	0- 3	0- 3	1- 1				
0- 3	0- 0	0- 0	HOME	0- 1	0- 2	0- 0				
1- 3	0- 1	0- 0	AWAY	0- 2	0- 0	1- 0				
0- 2	0- 0	0- 0	NEUTRAL	0- 0	0- 1	0- 1				
5- 6	0- 0	0- 0	CONFERENCE	0- 2	0- 0	5- 4				
1- 5	0- 0	0- 0	HOME	0- 2	0- 0	1- 3				
4- 1	0- 0	0- 0	AWAY	0- 0	0- 0	4- 1				
0- 0	0- 0	0- 0	NEUTRAL	0- 0	0- 0	0- 0				

RPI 1-25				RPI 26-50				RPI 51-100				RPI 101+ Team's RPI: 228			
RPI	S	Opponent	Score	RPI	S	Opponent	Score	RPI	S	Opponent	Score	RPI	S	Opponent	Score
18	A	Central Mich.	50 70					63	H	Seton Hall	37 89	102	H	Duquesne	74 76
								75	A	Stony Brook	40 59	132	N	Washington	34 65
								79	H	Marist	56 73	149	H	Massachusetts	51 65
								86	A	Penn	42 74	180	A	Quinnipiac	75 71
								99	H	Rider	37 81	180	H	Quinnipiac	63 67
												182	N	Towson	58 75
												224	H	Fairfield	40 52
												231	A	Manhattan	32 54
												253	A	Winthrop	68 61
												269	A	Niagara	70 58
												269	H	Niagara	57 63
												284	A	Monmouth	36 33
												329	H	Saint Peter's	69 59
												339	A	Canisius	60 57
LAST 10 Division I															
269	A	Niagara	70 58	329	H	Saint Peter's	69 59								
339	A	Canisius	60 57	224	H	Fairfield	40 52								
79	H	Marist	56 73	269	H	Niagara	57 63								
180	H	Quinnipiac	63 67	284	A	Monmouth	36 33								
231	A	Manhattan	32 54	99	H	Rider	37 81								

Non-Div I Games:

Iona

Average RPI Win:	102	WON-LOST	WINNING	LAST 10	STRENGTH OF	OPP. STRENGTH	TEAM	ADJ.	CONF.	ADJ CONF.
Average RPI Loss:	72	RECORD	PCT. RANK	GAMES	SCHEDULE	OF SCHEDULE	RPI	RPI	RPI	RPI
DIV. I ONLY	20- 4	22	9-1	19	13	6	6	2	2	
DIV. I NON-CONF.	9- 2	38	0	55	60	18	18	2	2	
TOTALS	RPI 1-25	RPI 26-50	W-L RECORDS	RPI 51-100	RPI 101-150	RPI 150+				
20- 4	4- 0	4- 2	OVERALL	4- 1	1- 1	7- 0				
12- 0	3- 0	2- 0	HOME	2- 0	0- 0	5- 0				
6- 3	1- 0	2- 2	AWAY	1- 1	1- 0	1- 0				
2- 1	0- 0	0- 0	NEUTRAL	1- 0	0- 1	1- 0				
9- 2	1- 0	2- 1	NON-CONFERENCE	1- 0	0- 1	5- 0				
6- 0	1- 0	1- 0	HOME	0- 0	0- 0	4- 0				
1- 1	0- 0	1- 1	AWAY	0- 0	0- 0	0- 0				
2- 1	0- 0	0- 0	NEUTRAL	1- 0	0- 1	1- 0				
11- 2	3- 0	2- 1	CONFERENCE	3- 1	1- 0	2- 0				
6- 0	2- 0	1- 0	HOME	2- 0	0- 0	1- 0				
5- 2	1- 0	1- 1	AWAY	1- 1	1- 0	1- 0				
0- 0	0- 0	0- 0	NEUTRAL	0- 0	0- 0	0- 0				

RPI	S	Opponent	Score
3	H	Maryland	66 61
15	H	Indiana	91 85
16	A	Northwestern	77 51
19	H	Princeton	77 75

RPI	S	Opponent	Score
26	H	Ohio St.	77 68
29	H	Drake	79 67
37	A	Michigan	63 78
40	A	Purdue	83 71
47	A	UNI	66 88
49	A	Iowa St.	75 69

RPI	S	Opponent	Score
52	A	Minnesota	76 75
72	A	Nebraska	69 78
72	H	Nebraska	76 60
82	N	Cincinnati	69 61
100	H	Michigan St.	74 57

RPI	S	Opponent	Score
128	A	Wisconsin	85 78
132	N	Washington	63 70
152	H	North Ala.	86 81
171	H	Illinois	108 72
181	H	Fla. Atlantic	85 53
182	N	Towson	100 72
197	H	Clemson	74 60
204	A	Penn St.	77 66
320	H	N.C. Central	102 50

## LAST 10 Division I

40	A	Purdue	83 71	26	H	Ohio St.	77 68
72	H	Nebraska	76 60	128	A	Wisconsin	85 78
37	A	Michigan	63 78	52	A	Minnesota	76 75
204	A	Penn St.	77 66	15	H	Indiana	91 85
100	H	Michigan St.	74 57	3	H	Maryland	66 61

Non-Div I Games:

Iowa

■ Loss, 
 ■ Non-Conf, 
 ■ S Site, 
 ■ H Home 
 ■ A Away 
 N Neutral

Average RPI Win:	146	WON-LOST	WINNING	LAST 10	STRENGTH OF	OPP. STRENGTH	TEAM	ADJ.	CONF.	ADJ CONF.
Average RPI Loss:	29	RECORD	PCT. RANK	GAMES	SCHEDULE	OF SCHEDULE	RPI	RPI	RPI	RPI
DIV. I ONLY	14- 8	91	5-5	26	38	49	49	3	3	
DIV. I NON-CONF.	8- 3	68	0	85	157	73	73	4	4	
TOTALS	RPI 1-25	RPI 26-50	W-L RECORDS	RPI 51-100	RPI 101-150	RPI 150+				
14- 8	0- 3	3- 5	OVERALL	1- 0	3- 0	7- 0				
10- 4	0- 2	2- 2	HOME	0- 0	3- 0	5- 0				
4- 4	0- 1	1- 3	AWAY	1- 0	0- 0	2- 0				
0- 0	0- 0	0- 0	NEUTRAL	0- 0	0- 0	0- 0				
8- 3	0- 1	0- 2	NON-CONFERENCE	1- 0	1- 0	6- 0				
6- 2	0- 1	0- 1	HOME	0- 0	1- 0	5- 0				
2- 1	0- 0	0- 1	AWAY	1- 0	0- 0	1- 0				
0- 0	0- 0	0- 0	NEUTRAL	0- 0	0- 0	0- 0				
6- 5	0- 2	3- 3	CONFERENCE	0- 0	2- 0	1- 0				
4- 2	0- 1	2- 1	HOME	0- 0	2- 0	0- 0				
2- 3	0- 1	1- 2	AWAY	0- 0	0- 0	1- 0				
0- 0	0- 0	0- 0	NEUTRAL	0- 0	0- 0	0- 0				

RPI 1-25				RPI 26-50				Team's RPI: 49	RPI 51-100				RPI 101+			
RPI	S	Opponent	Score	RPI	S	Opponent	Score		RPI	S	Opponent	Score	RPI	S	Opponent	Score
6	H	Iowa	69 75	29	A	Drake	81 86		65	A	Alabama	75 66	113	H	Texas Southern	79 59
8	A	Baylor	62 83	31	H	Texas	75 81						115	H	Kansas	89 67
23	H	TCU	74 77	38	A	Oklahoma	72 81						119	H	Kansas St.	73 59
				38	H	Oklahoma	63 59						152	H	North Ala.	80 72
				46	A	West Virginia	71 79						156	H	Wright St.	79 71
				47	H	UNI	63 71						158	A	Texas Tech	96 66
				50	A	Oklahoma St.	64 63						167	H	New Orleans	71 53
				50	H	Oklahoma St.	74 63						241	H	Southern U.	69 36
													292	A	North Dakota St.	86 58
													326	H	Ark.-Pine Bluff	90 40
LAST 10 Division I																
				38	H	Oklahoma	63 59		119	H	Kansas St.	73 59				
				50	H	Oklahoma St.	74 63		50	A	Oklahoma St.	64 63				
				46	A	West Virginia	71 79		23	H	TCU	74 77				
				8	A	Baylor	62 83		38	A	Oklahoma	72 81				
				115	H	Kansas	89 67		31	H	Texas	75 81				

Non-Div I Games:

Iowa St.

■ Loss, 
 ■ Non-Conf, S Site, 
 ■ Home 
 ■ Away 
 N Neutral

Average RPI Win:	284	WON-LOST	WINNING	LAST 10	STRENGTH OF	OPP. STRENGTH	TEAM	ADJ.	CONF.	ADJ CONF.
Average RPI Loss:	100	RECORD	PCT. RANK	GAMES	SCHEDULE	OF SCHEDULE	RPI	RPI	RPI	RPI
DIV. I ONLY	12- 8	109	10-0	274	281	157	157	32	32	
DIV. I NON-CONF.	2- 8	295	0	74	43	210	210	31	31	
TOTALS	RPI 1-25	RPI 26-50	W-L RECORDS	RPI 51-100	RPI 101-150	RPI 150+				
12- 8	0- 2	0- 1	OVERALL	0- 2	1- 1	11- 2				
7- 1	0- 1	0- 0	HOME	0- 0	1- 0	6- 0				
5- 7	0- 1	0- 1	AWAY	0- 2	0- 1	5- 2				
0- 0	0- 0	0- 0	NEUTRAL	0- 0	0- 0	0- 0				
2- 8	0- 2	0- 1	NON-CONFERENCE	0- 2	0- 1	2- 2				
1- 1	0- 1	0- 0	HOME	0- 0	0- 0	1- 0				
1- 7	0- 1	0- 1	AWAY	0- 2	0- 1	1- 2				
0- 0	0- 0	0- 0	NEUTRAL	0- 0	0- 0	0- 0				
10- 0	0- 0	0- 0	CONFERENCE	0- 0	1- 0	9- 0				
6- 0	0- 0	0- 0	HOME	0- 0	1- 0	5- 0				
4- 0	0- 0	0- 0	AWAY	0- 0	0- 0	4- 0				
0- 0	0- 0	0- 0	NEUTRAL	0- 0	0- 0	0- 0				

RPI 1-25				RPI 26-50				RPI 51-100				RPI 101+ Team's RPI: 157			
RPI	S	Opponent	Score	RPI	S	Opponent	Score	RPI	S	Opponent	Score	RPI	S	Opponent	Score
9	H	Mississippi St.	53 92	43	A	Bradley	69 78	74	A	Miami (FL)	68 83	113	H	Texas Southern	81 79
15	A	Indiana	51 91					80	A	Illinois St.	55 77	144	A	Tulane	46 82
												166	H	Louisiana	65 54
												214	A	Central Ark.	54 57
												222	A	Southeastern La.	59 63
												241	A	Southern U.	72 51
												273	H	Alabama A&M	67 53
												289	H	Prairie View	53 49
												319	A	Alcorn	83 67
												319	H	Alcorn	76 66
												326	A	Ark.-Pine Bluff	56 44
												331	H	Alabama St.	94 62
												332	A	Northwestern St.	66 49
												349	H	Grambling	61 46
												351	A	Mississippi Val.	90 61
LAST 10 Division I															
319	H	Alcorn	76 66	113	H	Texas Southern	81 79								
326	A	Ark.-Pine Bluff	56 44	241	A	Southern U.	72 51								
351	A	Mississippi Val.	90 61	319	A	Alcorn	83 67								
349	H	Grambling	61 46	273	H	Alabama A&M	67 53								
289	H	Prairie View	53 49	331	H	Alabama St.	94 62								

Non-Div I Games:

Jackson St.

■ Loss, 
 ■ Non-Conf, 
 S Site, 
 ■ Home 
 ■ Away 
 N Neutral

# Jacksonville

Through Games Of Feb. 9, 2020

Average RPI Win:	285	WON-LOST	WINNING	LAST 10	STRENGTH OF	OPP. STRENGTH	TEAM	ADJ.	CONF.	ADJ CONF.
Average RPI Loss:	93	RECORD	PCT. RANK	GAMES	SCHEDULE	OF SCHEDULE	RPI	RPI	RPI	RPI
DIV. I ONLY	12- 9	125	6-4	257	216	185	185	16	16	
DIV. I NON-CONF.	6- 5	151	0	281	260	209	209	15	15	
TOTALS	RPI 1-25	RPI 26-50	W-L RECORDS	RPI 51-100	RPI 101-150	RPI 150+				
12- 9	0- 2	0- 0	OVERALL	0- 3	0- 2	12- 2				
6- 4	0- 1	0- 0	HOME	0- 1	0- 1	6- 1				
6- 5	0- 1	0- 0	AWAY	0- 2	0- 1	6- 1				
0- 0	0- 0	0- 0	NEUTRAL	0- 0	0- 0	0- 0				
6- 5	0- 1	0- 0	NON-CONFERENCE	0- 2	0- 1	6- 1				
3- 2	0- 0	0- 0	HOME	0- 0	0- 1	3- 1				
3- 3	0- 1	0- 0	AWAY	0- 2	0- 0	3- 0				
0- 0	0- 0	0- 0	NEUTRAL	0- 0	0- 0	0- 0				
6- 4	0- 1	0- 0	CONFERENCE	0- 1	0- 1	6- 1				
3- 2	0- 1	0- 0	HOME	0- 1	0- 0	3- 0				
3- 2	0- 0	0- 0	AWAY	0- 0	0- 1	3- 1				
0- 0	0- 0	0- 0	NEUTRAL	0- 0	0- 0	0- 0				

RPI S	Opponent	Score	RPI S	Opponent	Score	RPI S	Opponent	Score	RPI S	Opponent	Score	Team's RPI: 185
24	A Florida St.	41 75				66	A Colorado	44 66	108	A Liberty	76 85	
25	H FGCU	68 81				67	A South Fla.	39 70	125	H Bethune-Cookman	52 53	
						95	H North Florida	64 70	152	A North Ala.	65 76	
									152	H North Ala.	67 56	
									172	H Norfolk St.	64 71	
									224	A Kennesaw St.	93 83	
									227	H Stetson	57 52	
									275	A Lipscomb	73 64	
									286	H FIU	77 52	
									291	H Nicholls St.	72 55	
									300	A Jacksonville St.	55 40	
									318	A Mercer	87 83	
									333	A NJIT	66 54	
									333	H NJIT	88 67	
									335	H USC Upstate	87 43	
									347	A Florida A&M	88 54	
LAST 10 Division I												
333	A NJIT	66 54	95	H North Florida	64 70							
25	H FGCU	68 81	227	H Stetson	57 52							
152	H North Ala.	67 56	333	H NJIT	88 67							
275	A Lipscomb	73 64	108	A Liberty	76 85							
224	A Kennesaw St.	93 83	152	A North Ala.	65 76							

Non-Div I Games: Thomas (GA) 94 36 Johnson (FL) 114 35

Jacksonville

Loss, Non-Conf, S Site, H Home A Away N Neutral



Average RPI Win:	267	WON-LOST	WINNING	LAST 10	STRENGTH OF	OPP. STRENGTH	TEAM	ADJ.	CONF.	ADJ CONF.
Average RPI Loss:	184	RECORD	PCT. RANK	GAMES	SCHEDULE	OF SCHEDULE	RPI	RPI	RPI	RPI
DIV. I ONLY	8- 13	242	5-5	317	254	300	300	20	20	
DIV. I NON-CONF.	2- 7	288	0	310	275	336	336	24	24	
TOTALS	RPI 1-25	RPI 26-50	W-L RECORDS	RPI 51-100	RPI 101-150	RPI 150+				
8- 13	0- 0	0- 0	OVERALL	1- 2	0- 3	7- 8				
6- 3	0- 0	0- 0	HOME	1- 0	0- 0	5- 3				
2- 8	0- 0	0- 0	AWAY	0- 2	0- 3	2- 3				
0- 2	0- 0	0- 0	NEUTRAL	0- 0	0- 0	0- 2				
2- 7	0- 0	0- 0	NON-CONFERENCE	0- 1	0- 2	2- 4				
2- 1	0- 0	0- 0	HOME	0- 0	0- 0	2- 1				
0- 4	0- 0	0- 0	AWAY	0- 1	0- 2	0- 1				
0- 2	0- 0	0- 0	NEUTRAL	0- 0	0- 0	0- 2				
6- 6	0- 0	0- 0	CONFERENCE	1- 1	0- 1	5- 4				
4- 2	0- 0	0- 0	HOME	1- 0	0- 0	3- 2				
2- 4	0- 0	0- 0	AWAY	0- 1	0- 1	2- 2				
0- 0	0- 0	0- 0	NEUTRAL	0- 0	0- 0	0- 0				

RPI 1-25			RPI 26-50			RPI 51-100			RPI 101+			Team's RPI: 300
RPI	S	Opponent	Score	RPI	S	Opponent	Score	RPI	S	Opponent	Score	
						57	H Belmont	60 41	106	A Vanderbilt	66 88	
						58	A Troy	64 94	127	A Auburn	53 62	
						68	A UT Martin	72 86	129	A Southeast Mo. St.	52 79	
									185	H Jacksonville	40 55	
									195	H Austin Peay	57 63	
									201	N Northern Ky.	63 66	
									220	A Eastern Ill.	52 55	
									240	H Murray St.	68 51	
									248	A Morehead St.	48 67	
									248	H Morehead St.	55 69	
									271	A Eastern Ky.	43 33	
									271	H Eastern Ky.	68 54	
									275	H Lipscomb	65 63	
									281	N Oakland	55 61	
									331	A Alabama St.	63 68	
									338	A SIUE	53 44	
									340	H Tennessee St.	70 48	
									347	H Florida A&M	72 67	
LAST 10 Division I												
						68	A UT Martin	72 86	271	H Eastern Ky.	68 54	
						129	A Southeast Mo. St.	52 79	338	A SIUE	53 44	
						57	H Belmont	60 41	220	A Eastern Ill.	52 55	
						340	H Tennessee St.	70 48	195	H Austin Peay	57 63	
						248	H Morehead St.	55 69	240	H Murray St.	68 51	

Non-Div I Games: Clark Atlanta 75 46 Fort Valley St. 87 65

Jacksonville St.

Loss, Non-Conf, S Site, H Home A Away N Neutral

Average RPI Win:	175	WON-LOST	WINNING	LAST 10	STRENGTH OF	OPP. STRENGTH	TEAM	ADJ.	CONF.	ADJ CONF.
Average RPI Loss:	73	RECORD	PCT. RANK	GAMES	SCHEDULE	OF SCHEDULE	RPI	RPI	RPI	RPI
DIV. I ONLY	17- 4	28	8-2	149	86	44	44	14	14	
DIV. I NON-CONF.	9- 2	38	0	110	15	37	37	13	13	
TOTALS	RPI 1-25	RPI 26-50	W-L RECORDS	RPI 51-100	RPI 101-150	RPI 150+				
17- 4	0- 1	0- 0	OVERALL	3- 2	6- 0	8- 1				
10- 1	0- 1	0- 0	HOME	1- 0	5- 0	4- 0				
6- 3	0- 0	0- 0	AWAY	1- 2	1- 0	4- 1				
1- 0	0- 0	0- 0	NEUTRAL	1- 0	0- 0	0- 0				
9- 2	0- 1	0- 0	NON-CONFERENCE	3- 1	3- 0	3- 0				
5- 1	0- 1	0- 0	HOME	1- 0	2- 0	2- 0				
3- 1	0- 0	0- 0	AWAY	1- 1	1- 0	1- 0				
1- 0	0- 0	0- 0	NEUTRAL	1- 0	0- 0	0- 0				
8- 2	0- 0	0- 0	CONFERENCE	0- 1	3- 0	5- 1				
5- 0	0- 0	0- 0	HOME	0- 0	3- 0	2- 0				
3- 2	0- 0	0- 0	AWAY	0- 1	0- 0	3- 1				
0- 0	0- 0	0- 0	NEUTRAL	0- 0	0- 0	0- 0				

RPI 1-25				RPI 26-50				RPI 51-100				RPI 101+			
RPI	S	Opponent	Score	RPI	S	Opponent	Score	RPI	S	Opponent	Score	RPI	S	Opponent	Score
3	H	Maryland	68 70					51	A	Virginia	49 55	108	H	Liberty	76 53
								54	N	UCF	46 43	124	H	William & Mary	84 70
								56	A	Drexel	48 70	137	A	George Washington	69 50
								61	H	St. John's (NY)	76 73	137	H	Elon	61 48
								96	A	Villanova	56 52	145	H	Northeastern	67 54
												146	H	Robert Morris	59 32
												182	A	Towson	75 76
												182	H	Towson	81 39
												190	A	Delaware	60 39
												239	A	Georgetown	66 59
												252	A	Col. of Charleston	87 53
												259	H	Longwood	93 53
												260	A	UNCW	66 58
												264	H	Delaware St.	83 64
												316	H	Hofstra	92 50
LAST 10 Division I															
182	H	Towson	81 39	252	A	Col. of Charleston	87 53								
56	A	Drexel	48 70	260	A	UNCW	66 58								
190	A	Delaware	60 39	182	A	Towson	75 76								
145	H	Northeastern	67 54	137	H	Elon	61 48								
316	H	Hofstra	92 50	124	H	William & Mary	84 70								

Non-Div I Games:

James Madison

■ Loss, 
■ Non-Conf, S Site, 
■ Home 
■ Away 
N Neutral

Kansas

Through Games Of Feb. 9, 2020

Average RPI Win:	215	WON-LOST	WINNING	LAST 10	STRENGTH OF	OPP. STRENGTH	TEAM	ADJ.	CONF.	ADJ CONF.
Average RPI Loss:	40	RECORD	PCT. RANK	GAMES	SCHEDULE	OF SCHEDULE	RPI	RPI	RPI	RPI
DIV. I ONLY	12- 10	145	1-9	78	62	115	115	3	3	
DIV. I NON-CONF.	11- 0	1	0	307	207	58	58	4	4	
TOTALS	RPI 1-25	RPI 26-50	W-L RECORDS	RPI 51-100	RPI 101-150	RPI 150+				
12- 10	0- 4	0- 5	OVERALL	1- 0	1- 1	10- 0				
9- 5	0- 2	0- 2	HOME	0- 0	1- 1	8- 0				
2- 5	0- 2	0- 3	AWAY	1- 0	0- 0	1- 0				
1- 0	0- 0	0- 0	NEUTRAL	0- 0	0- 0	1- 0				
11- 0	0- 0	0- 0	NON-CONFERENCE	1- 0	1- 0	9- 0				
8- 0	0- 0	0- 0	HOME	0- 0	1- 0	7- 0				
2- 0	0- 0	0- 0	AWAY	1- 0	0- 0	1- 0				
1- 0	0- 0	0- 0	NEUTRAL	0- 0	0- 0	1- 0				
1- 10	0- 4	0- 5	CONFERENCE	0- 0	0- 1	1- 0				
1- 5	0- 2	0- 2	HOME	0- 0	0- 1	1- 0				
0- 5	0- 2	0- 3	AWAY	0- 0	0- 0	0- 0				
0- 0	0- 0	0- 0	NEUTRAL	0- 0	0- 0	0- 0				

RPI 1-25				RPI 26-50				RPI 51-100				RPI 101+ Team's RPI: 115			
RPI	S	Opponent	Score	RPI	S	Opponent	Score	RPI	S	Opponent	Score	RPI	S	Opponent	Score
8	A	Baylor	44 97	31	A	Texas	77 85	90	A	Saint Louis	68 60	119	H	Kansas St.	61 69
8	H	Baylor	47 90	38	H	Oklahoma	82 94					133	H	Florida	76 66
23	A	TCU	59 73	46	H	West Virginia	49 68					155	H	Saint Mary's (CA)	86 81
23	H	TCU	74 87	49	A	Iowa St.	67 89					156	N	Wright St.	74 63
				50	A	Oklahoma St.	49 67					158	H	Texas Tech	67 50
LAST 10 Division I															
23	H	TCU	74 87	31	A	Texas	77 85					181	A	Fla. Atlantic	90 60
8	A	Baylor	44 97	158	H	Texas Tech	67 50					217	H	UMass Lowell	79 44
38	H	Oklahoma	82 94	8	H	Baylor	47 90					265	H	Wofford	83 64
119	H	Kansas St.	61 69	23	A	TCU	59 73					282	H	Indiana St.	84 72
49	A	Iowa St.	67 89	46	H	West Virginia	49 68					293	H	Texas St.	68 48
												303	H	Omaha	63 48
												342	H	UIC	91 50

Non-Div I Games:

Kansas

Loss, Non-Conf, S Site, H Home A Away N Neutral

Average RPI Win:	213	WON-LOST	WINNING	LAST 10	STRENGTH OF	OPP. STRENGTH	TEAM	ADJ.	CONF.	ADJ CONF.
Average RPI Loss:	58	RECORD	PCT. RANK	GAMES	SCHEDULE	OF SCHEDULE	RPI	RPI	RPI	RPI
DIV. I ONLY	10- 11	192	4-6	46	75	119	119	3	3	
DIV. I NON-CONF.	6- 5	151	0	211	190	192	192	4	4	
TOTALS	RPI 1-25	RPI 26-50	W-L RECORDS	RPI 51-100	RPI 101-150	RPI 150+				
10- 11	0- 3	1- 5	OVERALL	0- 1	1- 1	8- 1				
7- 5	0- 1	1- 3	HOME	0- 0	0- 1	6- 0				
3- 4	0- 2	0- 2	AWAY	0- 0	1- 0	2- 0				
0- 2	0- 0	0- 0	NEUTRAL	0- 1	0- 0	0- 1				
6- 5	0- 1	0- 1	NON-CONFERENCE	0- 1	0- 1	6- 1				
5- 1	0- 0	0- 0	HOME	0- 0	0- 1	5- 0				
1- 2	0- 1	0- 1	AWAY	0- 0	0- 0	1- 0				
0- 2	0- 0	0- 0	NEUTRAL	0- 1	0- 0	0- 1				
4- 6	0- 2	1- 4	CONFERENCE	0- 0	1- 0	2- 0				
2- 4	0- 1	1- 3	HOME	0- 0	0- 0	1- 0				
2- 2	0- 1	0- 1	AWAY	0- 0	1- 0	1- 0				
0- 0	0- 0	0- 0	NEUTRAL	0- 0	0- 0	0- 0				

RPI 1-25				RPI 26-50				RPI 51-100				RPI 101+ Team's RPI: 119			
RPI	S	Opponent	Score	RPI	S	Opponent	Score	RPI	S	Opponent	Score	RPI	S	Opponent	Score
1	A	Oregon	51 89	31	H	Texas	63 71	100	N	Michigan St.	60 65	115	A	Kansas	69 61
8	H	Baylor	40 54	38	H	Oklahoma	92 74					126	H	UT Arlington	53 57
23	A	TCU	61 65	39	A	Arkansas	72 81					158	A	Texas Tech	76 72
				46	H	West Virginia	63 74					158	H	Texas Tech	84 70
				49	A	Iowa St.	59 73					161	N	Memphis	68 72
				50	H	Oklahoma St.	63 70					208	H	Oral Roberts	109 69
												219	A	UMKC	74 67
												285	H	Incarnate Word	85 41
												303	H	Omaha	73 48
												307	H	UTRGV	79 66
												342	H	UIC	84 40
LAST 10 Division I															
				8	H	Baylor	40 54	49	A	Iowa St.	59 73				
				158	H	Texas Tech	84 70	31	H	Texas	63 71				
				23	A	TCU	61 65	50	H	Oklahoma St.	63 70				
				115	A	Kansas	69 61	158	A	Texas Tech	76 72				
				38	H	Oklahoma	92 74	46	H	West Virginia	63 74				

Non-Div I Games:

Kansas St.

■ Loss, 
 ■ Non-Conf, 
 S Site, 
 ■ Home 
 ■ Away 
 N Neutral

Average RPI Win:	265	WON-LOST	WINNING	LAST 10	STRENGTH OF	OPP. STRENGTH	TEAM	ADJ.	CONF.	ADJ CONF.
Average RPI Loss:	129	RECORD	PCT. RANK	GAMES	SCHEDULE	OF SCHEDULE	RPI	RPI	RPI	RPI
DIV. I ONLY	9- 11	212	4-6	267	163	224	224	16	16	
DIV. I NON-CONF.	5- 5	164	0	262	240	197	197	15	15	
TOTALS	RPI 1-25	RPI 26-50	W-L RECORDS	RPI 51-100	RPI 101-150	RPI 150+				
9- 11	0- 1	0- 0	OVERALL	0- 4	0- 3	9- 3				
4- 4	0- 0	0- 0	HOME	0- 2	0- 0	4- 2				
4- 7	0- 1	0- 0	AWAY	0- 2	0- 3	4- 1				
1- 0	0- 0	0- 0	NEUTRAL	0- 0	0- 0	1- 0				
5- 5	0- 0	0- 0	NON-CONFERENCE	0- 2	0- 2	5- 1				
2- 1	0- 0	0- 0	HOME	0- 1	0- 0	2- 0				
2- 4	0- 0	0- 0	AWAY	0- 1	0- 2	2- 1				
1- 0	0- 0	0- 0	NEUTRAL	0- 0	0- 0	1- 0				
4- 6	0- 1	0- 0	CONFERENCE	0- 2	0- 1	4- 2				
2- 3	0- 0	0- 0	HOME	0- 1	0- 0	2- 2				
2- 3	0- 1	0- 0	AWAY	0- 1	0- 1	2- 0				
0- 0	0- 0	0- 0	NEUTRAL	0- 0	0- 0	0- 0				

RPI	S	Opponent	Score	RPI	S	Opponent	Score	RPI	S	Opponent	Score	RPI	S	Opponent	Score	Team's RPI: 224
25	A	FGCU	63 80					83	A	Georgia	65 80	102	A	Duquesne	72 75	
								89	H	Georgia Tech	47 63	108	A	Liberty	66 76	
								95	A	North Florida	33 57	117	A	Campbell	51 63	
								95	H	North Florida	55 64	152	H	North Ala.	59 56	
												175	H	Samford	60 55	
												185	H	Jacksonville	83 93	
												227	H	Stetson	61 67	
												260	A	UNCW	58 56	
												275	A	Lipscomb	74 66	
												275	H	Lipscomb	88 60	
												295	N	UMBC	59 44	
												297	A	Navy	62 82	
												298	A	Ga. Southern	95 69	
												318	H	Mercer	92 64	
												333	A	NJIT	77 64	
LAST 10 Division I																
275	H	Lipscomb	88 60	25	A	FGCU	63 80									
108	A	Liberty	66 76	333	A	NJIT	77 64									
95	A	North Florida	33 57	275	A	Lipscomb	74 66									
152	H	North Ala.	59 56	95	H	North Florida	55 64									
185	H	Jacksonville	83 93	227	H	Stetson	61 67									

Non-Div I Games: Middle Ga. St. 88 49

Kennesaw St.

Average RPI Win: <b>204</b>	WON-LOST	WINNING	LAST 10	STRENGTH OF	OPP. STRENGTH	TEAM	ADJ.	CONF.	ADJ CONF.
Average RPI Loss: <b>78</b>	RECORD	PCT. RANK	GAMES	SCHEDULE	OF SCHEDULE	RPI	RPI	RPI	RPI
DIV. I ONLY	11- 9	141	5-5	105	112	111	111	10	10
DIV. I NON-CONF.	6- 4	123	0	109	132	102	102	10	10
TOTALS	RPI 1-25	RPI 26-50	W-L RECORDS	RPI 51-100	RPI 101-150	RPI 150+			
11- 9	0- 0	0- 3	OVERALL	1- 3	2- 2	8- 1			
5- 3	0- 0	0- 1	HOME	1- 0	1- 1	3- 1			
4- 4	0- 0	0- 1	AWAY	0- 2	1- 1	3- 0			
2- 2	0- 0	0- 1	NEUTRAL	0- 1	0- 0	2- 0			
6- 4	0- 0	0- 3	NON-CONFERENCE	0- 1	2- 0	4- 0			
2- 1	0- 0	0- 1	HOME	0- 0	1- 0	1- 0			
2- 1	0- 0	0- 1	AWAY	0- 0	1- 0	1- 0			
2- 2	0- 0	0- 1	NEUTRAL	0- 1	0- 0	2- 0			
5- 5	0- 0	0- 0	CONFERENCE	1- 2	0- 2	4- 1			
3- 2	0- 0	0- 0	HOME	1- 0	0- 1	2- 1			
2- 3	0- 0	0- 0	AWAY	0- 2	0- 1	2- 0			
0- 0	0- 0	0- 0	NEUTRAL	0- 0	0- 0	0- 0			

RPI S	Opponent	Score	RPI S	Opponent	Score	RPI S	Opponent	Score	RPI S	Opponent	Score	Team's RPI: 111
26	H Ohio St.	65 <b>75</b>	53	A Ohio	57 <b>63</b>	102	A Duquesne	77 75				
37	N Michigan	53 <b>88</b>	58	N Troy	64 <b>71</b>	107	H Buffalo	44 <b>57</b>				
40	A Purdue	64 <b>77</b>	70	A Ball St.	62 <b>66</b>	146	H Robert Morris	82 81				
			70	H Ball St.	69 68	147	A Toledo	60 <b>69</b>				
						165	H Eastern Mich.	69 <b>74</b>				
						168	A Miami (OH)	78 75				
						173	A Northern Ill.	79 71				
						178	H Western Mich.	75 63				
						246	A Youngstown St.	82 73				
						249	H Bowling Green	61 47				
						283	H St. Bonaventure	81 58				
						298	N Ga. Southern	62 48				
						330	N Purdue Fort Wayne	75 67				
LAST 10 Division I												
53	A Ohio	57 <b>63</b>	168	A Miami (OH)	78 75							
249	H Bowling Green	61 47	173	A Northern Ill.	79 71							
147	A Toledo	60 <b>69</b>	178	H Western Mich.	75 63							
70	H Ball St.	69 68	165	H Eastern Mich.	69 <b>74</b>							
107	H Buffalo	44 <b>57</b>	70	A Ball St.	62 <b>66</b>							

Non-Div I Games: Hiram

92 36

Kent St.

## Kentucky

Through Games Of Feb. 9, 2020

Average RPI Win:	142	WON-LOST	WINNING	LAST 10	STRENGTH OF	OPP. STRENGTH	TEAM	ADJ.	CONF.	ADJ CONF.
Average RPI Loss:	42	RECORD	PCT. RANK	GAMES	SCHEDULE	OF SCHEDULE	RPI	RPI	RPI	RPI
DIV. I ONLY	18- 5	36	7-3	54	41	28	28	4	4	
DIV. I NON-CONF.	11- 1	13	0	173	114	49	49	5	5	
TOTALS	RPI 1-25	RPI 26-50	W-L RECORDS	RPI 51-100	RPI 101-150	RPI 150+				
18- 5	1- 3	1- 1	OVERALL	5- 0	4- 1	7- 0				
12- 2	1- 1	1- 0	HOME	2- 0	1- 1	7- 0				
6- 3	0- 2	0- 1	AWAY	3- 0	3- 0	0- 0				
0- 0	0- 0	0- 0	NEUTRAL	0- 0	0- 0	0- 0				
11- 1	0- 1	0- 0	NON-CONFERENCE	3- 0	1- 0	7- 0				
8- 1	0- 1	0- 0	HOME	1- 0	0- 0	7- 0				
3- 0	0- 0	0- 0	AWAY	2- 0	1- 0	0- 0				
0- 0	0- 0	0- 0	NEUTRAL	0- 0	0- 0	0- 0				
7- 4	1- 2	1- 1	CONFERENCE	2- 0	3- 1	0- 0				
4- 1	1- 0	1- 0	HOME	1- 0	1- 1	0- 0				
3- 3	0- 2	0- 1	AWAY	1- 0	2- 0	0- 0				
0- 0	0- 0	0- 0	NEUTRAL	0- 0	0- 0	0- 0				

RPI 1-25				RPI 26-50				Team's RPI: 28				RPI 51-100				RPI 101+			
RPI	S	Opponent	Score	RPI	S	Opponent	Score	RPI	S	Opponent	Score	RPI	S	Opponent	Score	RPI	S	Opponent	Score
2	A	South Carolina	72 99	39	A	Arkansas	85 103	51	A	Virginia	50 47	127	H	Auburn	68 61				
12	H	Louisville	66 67	45	H	Tennessee	80 76	60	A	Middle Tenn.	67 52	131	A	Missouri	62 47				
17	H	Texas A&M	76 54					65	A	Alabama	81 71	133	A	Florida	65 45				
22	A	LSU	59 65					65	H	Alabama	66 62	133	H	Florida	62 70				
								76	H	Charlotte	86 39	135	A	California	63 61				
												175	H	Samford	79 49				
												195	H	Austin Peay	81 52				
												202	H	Mt. St. Mary's	67 44				
												227	H	Stetson	67 48				
												248	H	Morehead St.	79 54				
												253	H	Winthrop	91 36				
												349	H	Grambling	81 35				
LAST 10 Division I																			
				39	A	Arkansas	85 103					22	A	LSU	59 65				
				65	H	Alabama	66 62					17	H	Texas A&M	76 54				
				133	H	Florida	62 70					133	A	Florida	65 45				
				131	A	Missouri	62 47					65	A	Alabama	81 71				
				127	H	Auburn	68 61					45	H	Tennessee	80 76				

Non-Div I Games:

Kentucky

■ Loss, 
■ Non-Conf, S Site, 
■ Home 
■ Away 
N Neutral

Average RPI Win:	290	WON-LOST	WINNING	LAST 10	STRENGTH OF	OPP. STRENGTH	TEAM	ADJ.	CONF.	ADJ CONF.
Average RPI Loss:	236	RECORD	PCT. RANK	GAMES	SCHEDULE	OF SCHEDULE	RPI	RPI	RPI	RPI
DIV. I ONLY	5- 16	308	4-6	295	350	336	336	30	30	
DIV. I NON-CONF.	1- 10	329	0	270	350	342	342	30	30	
TOTALS	RPI 1-25	RPI 26-50	W-L RECORDS	RPI 51-100	RPI 101-150	RPI 150+				
5- 16	0- 0	0- 0	OVERALL	0- 1	0- 1	5- 14				
4- 8	0- 0	0- 0	HOME	0- 1	0- 1	4- 6				
1- 8	0- 0	0- 0	AWAY	0- 0	0- 0	1- 8				
0- 0	0- 0	0- 0	NEUTRAL	0- 0	0- 0	0- 0				
1- 10	0- 0	0- 0	NON-CONFERENCE	0- 1	0- 0	1- 9				
1- 6	0- 0	0- 0	HOME	0- 1	0- 0	1- 5				
0- 4	0- 0	0- 0	AWAY	0- 0	0- 0	0- 4				
0- 0	0- 0	0- 0	NEUTRAL	0- 0	0- 0	0- 0				
4- 6	0- 0	0- 0	CONFERENCE	0- 0	0- 1	4- 5				
3- 2	0- 0	0- 0	HOME	0- 0	0- 1	3- 1				
1- 4	0- 0	0- 0	AWAY	0- 0	0- 0	1- 4				
0- 0	0- 0	0- 0	NEUTRAL	0- 0	0- 0	0- 0				

RPI 1-25			RPI 26-50			RPI 51-100			RPI 101+ Team's RPI: 336		
RPI	S	Opponent	Score	RPI	S	Opponent	Score	RPI	S	Opponent	Score
								75	H	Stony Brook	49 80
								146	H	Robert Morris	59 70
								160	A	Lafayette	60 65
								189	A	Rhode Island	56 79
								191	H	Cleveland St.	49 79
								202	A	Mt. St. Mary's	57 75
								206	A	Merrimack	68 60
								206	H	Merrimack	63 66
								217	A	UMass Lowell	56 65
								224	H	Fairfield	51 53
								261	H	Saint Francis (PA)	71 53
								276	A	Wagner	61 63
								301	A	Army West Point	60 67
								305	H	Vermont	62 73
								311	A	St. Francis Brooklyn	63 88
								316	H	Hofstra	85 46
								317	A	Bryant	53 57
								320	H	N.C. Central	59 61
								325	H	Fairleigh Dickinson	68 63
								329	H	Saint Peter's	74 89
								344	H	Central Conn. St.	63 61
LAST 10 Division I											
206	H	Merrimack	63 66	317	A	Bryant	53 57				
206	A	Merrimack	68 60	344	H	Central Conn. St.	63 61				
261	H	Saint Francis (PA)	71 53	325	H	Fairleigh Dickinson	68 63				
146	H	Robert Morris	59 70	311	A	St. Francis Brooklyn	63 88				
276	A	Wagner	61 63	202	A	Mt. St. Mary's	57 75				

Non-Div I Games:

LIU Brooklyn

■ Loss, 
 ■ Non-Conf, 
 ■ S Site, 
 ■ H Home 
 ■ A Away 
 N Neutral



Average RPI Win:	212	WON-LOST	WINNING	LAST 10	STRENGTH OF	OPP. STRENGTH	TEAM	ADJ.	CONF.	ADJ CONF.
Average RPI Loss:	151	RECORD	PCT. RANK	GAMES	SCHEDULE	OF SCHEDULE	RPI	RPI	RPI	RPI
DIV. I ONLY	6- 19	307	3-7	183	129	280	280	11	11	
DIV. I NON-CONF.	3- 9	279	0	205	220	277	277	11	11	
TOTALS	RPI 1-25	RPI 26-50	W-L RECORDS	RPI 51-100	RPI 101-150	RPI 150+				
6- 19	0- 2	0- 1	OVERALL	0- 2	0- 5	6- 9				
3- 8	0- 0	0- 1	HOME	0- 1	0- 2	3- 4				
3- 9	0- 2	0- 0	AWAY	0- 0	0- 2	3- 5				
0- 2	0- 0	0- 0	NEUTRAL	0- 1	0- 1	0- 0				
3- 9	0- 1	0- 1	NON-CONFERENCE	0- 1	0- 1	3- 5				
1- 4	0- 0	0- 1	HOME	0- 0	0- 0	1- 3				
2- 3	0- 1	0- 0	AWAY	0- 0	0- 0	2- 2				
0- 2	0- 0	0- 0	NEUTRAL	0- 1	0- 1	0- 0				
3- 10	0- 1	0- 0	CONFERENCE	0- 1	0- 4	3- 4				
2- 4	0- 0	0- 0	HOME	0- 1	0- 2	2- 1				
1- 6	0- 1	0- 0	AWAY	0- 0	0- 2	1- 3				
0- 0	0- 0	0- 0	NEUTRAL	0- 0	0- 0	0- 0				

RPI 1-25				RPI 26-50				RPI 51-100				RPI 101+ Team's RPI: 280			
RPI	S	Opponent	Score	RPI	S	Opponent	Score	RPI	S	Opponent	Score	RPI	S	Opponent	Score
5	A	UCLA	52 74	41	H	Yale	65 81	69	H	BYU	44 59	105	A	Pacific	67 76
11	A	Gonzaga	52 78					70	N	Ball St.	72 77	105	H	Pacific	70 87
												118	H	San Diego	59 67
												142	N	Providence	45 48
												143	A	Portland	49 74
												155	A	Saint Mary's (CA)	70 86
												155	H	Saint Mary's (CA)	61 70
												179	H	Hawaii	65 51
												187	A	Pepperdine	84 77
												193	A	New Mexico	73 72
												203	A	Santa Clara	60 76
												203	H	Santa Clara	75 59
												232	H	Cal St. Fullerton	74 79
												239	H	Georgetown	53 64
												243	A	San Francisco	68 70
												243	H	San Francisco	76 69
												245	A	Tulsa	56 75
												266	A	Long Beach St.	70 57
												288	H	CSUN	54 56
												302	A	UC Irvine	65 80
LAST 10 Division I															
243	A	San Francisco	68 70	143	A	Portland	49 74								
203	A	Santa Clara	60 76	187	A	Pepperdine	84 77								
105	H	Pacific	70 87	203	H	Santa Clara	75 59								
155	H	Saint Mary's (CA)	61 70	243	H	San Francisco	76 69								
11	A	Gonzaga	52 78	155	A	Saint Mary's (CA)	70 86								

Non-Div I Games: Cal St. San B'dino 94 46

LMU (CA)

■ Loss, 
 ■ Non-Conf, 
 ■ S Site, 
 ■ Home 
 ■ A Away 
 N Neutral

through games of Feb. 27, 1918										
Average RPI Win: 139	WON-LOST	WINNING	LAST 10	STRENGTH OF	OPP. STRENGTH	TEAM	ADJ.	CONF.	ADJ CONF.	
Average RPI Loss: 49	RECORD	PCT. RANK	GAMES	SCHEDULE	OF SCHEDULE	RPI	RPI	RPI	RPI	
DIV. I ONLY	16- 5	39	7-3	35	43	22	22	4	4	
DIV. I NON-CONF.	10- 2	29	1-0	106	75	39	39	5	5	
-----										
TOTALS	RPI 1-25	RPI 26-50		W-L RECORDS		RPI 51-100	RPI 101-150	RPI 150+		
16- 5	3- 2	2- 2		OVERALL		2- 0	2- 1	7- 0		
9- 1	1- 1	2- 0		HOME		1- 0	0- 0	5- 0		
5- 4	2- 1	0- 2		AWAY		0- 0	2- 1	1- 0		
2- 0	0- 0	0- 0		NEUTRAL		1- 0	0- 0	1- 0		
10- 2	1- 1	1- 1		NON-CONFERENCE		1- 0	1- 0	6- 0		
5- 1	0- 1	1- 0		HOME		0- 0	0- 0	4- 0		
3- 1	1- 0	0- 1		AWAY		0- 0	1- 0	1- 0		
2- 0	0- 0	0- 0		NEUTRAL		1- 0	0- 0	1- 0		
6- 3	2- 1	1- 1		CONFERENCE		1- 0	1- 1	1- 0		
4- 0	1- 0	1- 0		HOME		1- 0	0- 0	1- 0		
2- 3	1- 1	0- 1		AWAY		0- 0	1- 1	0- 0		
0- 0	0- 0	0- 0		NEUTRAL		0- 0	0- 0	0- 0		

RPI S	Opponent	Score	RPI S	Opponent	Score	RPI S	Opponent	Score	RPI S	Opponent	Score
9	A Mississippi St.	60 64	28	H Kentucky	65 59	65	H Alabama	71 60	131	A Missouri	65 69
17	A Texas A&M	57 54	38	A Oklahoma	68 90	100	N Michigan St.	58 56	133	A Florida	77 68
17	H Texas A&M	59 58	45	A Tennessee	58 63				144	A Tulane	59 54
24	H Florida St.	62 70	48	H Rutgers	64 58				161	N Memphis	89 58
25	A FGCU	74 63							167	H New Orleans	83 49
									183	A Little Rock	65 50
									222	H Southeastern La.	62 52
									279	H Ole Miss	52 44
									291	H Nicholls St.	63 32
									347	H Florida A&M	73 45
LAST 10 Division I											
17	H Texas A&M	59 58	279	H Ole Miss	52 44						
133	A Florida	77 68	17	A Texas A&M	57 54						
45	A Tennessee	58 63	131	A Missouri	65 69						
28	H Kentucky	65 59	65	H Alabama	71 60						
9	A Mississippi St.	60 64	347	H Florida A&M	73 45						

Non-Div I Games:

LSU

■ Loss, 
 ■ Non-Conf, 
 ■ S Site, 
 ■ H Home 
 ■ A Away 
 N Neutral

Average RPI Win:	233	WON-LOST	WINNING	LAST 10	STRENGTH OF	OPP. STRENGTH	TEAM	ADJ.	CONF.	ADJ CONF.
Average RPI Loss:	115	RECORD	PCT. RANK	GAMES	SCHEDULE	OF SCHEDULE	RPI	RPI	RPI	RPI
DIV. I ONLY	9- 14	239	3-7	120	168	207	207	12	12	
DIV. I NON-CONF.	6- 7	182	0	115	288	164	164	12	12	
TOTALS	RPI 1-25	RPI 26-50	W-L RECORDS	RPI 51-100	RPI 101-150	RPI 150+				
9- 14	0- 0	0- 0	OVERALL	0- 8	1- 5	8- 1				
5- 7	0- 0	0- 0	HOME	0- 5	1- 2	4- 0				
3- 7	0- 0	0- 0	AWAY	0- 3	0- 3	3- 1				
1- 0	0- 0	0- 0	NEUTRAL	0- 0	0- 0	1- 0				
6- 7	0- 0	0- 0	NON-CONFERENCE	0- 5	1- 1	5- 1				
2- 4	0- 0	0- 0	HOME	0- 3	1- 1	1- 0				
3- 3	0- 0	0- 0	AWAY	0- 2	0- 0	3- 1				
1- 0	0- 0	0- 0	NEUTRAL	0- 0	0- 0	1- 0				
3- 7	0- 0	0- 0	CONFERENCE	0- 3	0- 4	3- 0				
3- 3	0- 0	0- 0	HOME	0- 2	0- 1	3- 0				
0- 4	0- 0	0- 0	AWAY	0- 1	0- 3	0- 0				
0- 0	0- 0	0- 0	NEUTRAL	0- 0	0- 0	0- 0				





























































RPI 1-25			RPI 26-50			RPI 51-100			RPI 101+			Team's RPI: 207
RPI	S	Opponent	Score	RPI	S	Opponent	Score	RPI	S	Opponent	Score	
						56	A Drexel	31	69	101	H Harvard	75 69
						62	H Dayton	58	98	102	A Duquesne	56 82
						73	H Temple	69	72	130	A Richmond	61 63
						86	H Penn	49	65	130	H Richmond	61 67
						90	H Saint Louis	61	77	146	H Robert Morris	68 71
						96	H Villanova	69	77	149	A Massachusetts	62 76
						97	A Fordham	45	62	172	A Norfolk St.	55 52
						99	A Rider	43	70	204	A Penn St.	69 67
										210	H Saint Joseph's	67 59
										226	H George Mason	77 65
										267	A Howard	78 62
										283	H St. Bonaventure	67 61
										295	N UMBC	74 58
										297	A Navy	46 61
										343	H Coppin St.	79 46
LAST 10 Division I												
						130	H Richmond	61	67	283	H St. Bonaventure	67 61
						97	A Fordham	45	62	149	A Massachusetts	62 76
						226	H George Mason	77	65	102	A Duquesne	56 82
						210	H Saint Joseph's	67	59	90	H Saint Louis	61 77
						130	A Richmond	61	63	62	H Dayton	58 98

Non-Div I Games:

La Salle



■ Loss, 
■ Non-Conf, 
■ S Site, 
■ H Home 
■ A Away 
N Neutral

Average RPI Win:	325	WON-LOST	WINNING	LAST 10	STRENGTH OF	OPP. STRENGTH	TEAM	ADJ.	CONF.	ADJ CONF.
Average RPI Loss:	219	RECORD	PCT. RANK	GAMES	SCHEDULE	OF SCHEDULE	RPI	RPI	RPI	RPI
DIV. I ONLY	3- 19	329	1-9	340	308	345	345	21	21	
DIV. I NON-CONF.	2- 9	304	0	349	342	351	351	20	20	
TOTALS	RPI 1-25	RPI 26-50	W-L RECORDS	RPI 51-100	RPI 101-150	RPI 150+				
3- 19	0- 0	0- 0	OVERALL	0- 2	0- 1	3- 16				
2- 7	0- 0	0- 0	HOME	0- 1	0- 0	2- 6				
1- 12	0- 0	0- 0	AWAY	0- 1	0- 1	1- 10				
0- 0	0- 0	0- 0	NEUTRAL	0- 0	0- 0	0- 0				
2- 9	0- 0	0- 0	NON-CONFERENCE	0- 0	0- 0	2- 9				
2- 3	0- 0	0- 0	HOME	0- 0	0- 0	2- 3				
0- 6	0- 0	0- 0	AWAY	0- 0	0- 0	0- 6				
0- 0	0- 0	0- 0	NEUTRAL	0- 0	0- 0	0- 0				
1- 10	0- 0	0- 0	CONFERENCE	0- 2	0- 1	1- 7				
0- 4	0- 0	0- 0	HOME	0- 1	0- 0	0- 3				
1- 6	0- 0	0- 0	AWAY	0- 1	0- 1	1- 4				
0- 0	0- 0	0- 0	NEUTRAL	0- 0	0- 0	0- 0				

RPI 1-25			RPI 26-50			RPI 51-100			RPI 101+			Team's RPI: 345
RPI	S	Opponent	Score	RPI	S	Opponent	Score	RPI	S	Opponent	Score	
						58  Troy	65  77	126  UT Arlington		34  72		
						58  Troy	65  72	158  Texas Tech		38  83		
								162  Tennessee Tech		68  75		
								166  Louisiana		55  68		
								183  Little Rock		50  70		
								218  Southern Miss.		42  57		
								222  Southeastern La.		52  65		
								236  South Alabama		63  72		
								236  South Alabama		39  73		
								238  Arkansas St.		53  54		
								258  North Texas		51  63		
								279  Ole Miss		42  66		
								291  Nicholls St.		59  74		
								293  Texas St.		58 55		
								298  Ga. Southern		47  64		
								315  Georgia St.		52  68		
								323  Houston Baptist		65  72		
								332  Northwestern St.		63 54		
								334  McNeese		69  72		
								351  Mississippi Val.		74 66		
LAST 10 Division I												
236  South Alabama		39  73	126  UT Arlington		34  72							
58  Troy		65  77	293  Texas St.		58 55							
238  Arkansas St.		53  54	236  South Alabama		63  72							
166  Louisiana		55  68	58  Troy		65  72							
183  Little Rock		50  70	315  Georgia St.		52  68							

Non-Div I Games:

La.-Monroe

 Loss, 
  Non-Conf, S Site, 
  Home 
  Away 
 N Neutral

Average RPI Win:	235	WON-LOST	WINNING	LAST 10	STRENGTH OF	OPP. STRENGTH	TEAM	ADJ.	CONF.	ADJ CONF.
Average RPI Loss:	142	RECORD	PCT. RANK	GAMES	SCHEDULE	OF SCHEDULE	RPI	RPI	RPI	RPI
DIV. I ONLY	11- 10	157	6-4	160	256	160	160	15	15	
DIV. I NON-CONF.	4- 6	212	0	260	323	271	271	16	16	
TOTALS	RPI 1-25	RPI 26-50	W-L RECORDS	RPI 51-100	RPI 101-150	RPI 150+				
11- 10	0- 0	0- 0	OVERALL	1- 4	2- 3	8- 3				
8- 2	0- 0	0- 0	HOME	1- 0	2- 1	5- 1				
3- 8	0- 0	0- 0	AWAY	0- 4	0- 2	3- 2				
0- 0	0- 0	0- 0	NEUTRAL	0- 0	0- 0	0- 0				
4- 6	0- 0	0- 0	NON-CONFERENCE	0- 2	0- 1	4- 3				
3- 2	0- 0	0- 0	HOME	0- 0	0- 1	3- 1				
1- 4	0- 0	0- 0	AWAY	0- 2	0- 0	1- 2				
0- 0	0- 0	0- 0	NEUTRAL	0- 0	0- 0	0- 0				
7- 4	0- 0	0- 0	CONFERENCE	1- 2	2- 2	4- 0				
5- 0	0- 0	0- 0	HOME	1- 0	2- 0	2- 0				
2- 4	0- 0	0- 0	AWAY	0- 2	0- 2	2- 0				
0- 0	0- 0	0- 0	NEUTRAL	0- 0	0- 0	0- 0				

RPI 1-25				RPI 26-50				RPI 51-100				RPI 101+				Team's RPI: 160	
RPI	S	Opponent	Score	RPI	S	Opponent	Score	RPI	S	Opponent	Score	RPI	S	Opponent	Score		
								61	A	St. John's (NY)	44	76	102	H	Duquesne	65	73
								63	A	Seton Hall	50	74	122	A	Lehigh	66	73
								71	A	Bucknell	36	50	122	H	Lehigh	61	53
								84	A	Colgate	52	73	141	A	Holy Cross	56	57
								84	H	Colgate	55	39	150	H	Boston U.	59	57
													177	A	American	67	52
													200	A	Binghamton	64	74
													231	H	Manhattan	60	53
													251	H	Loyola Maryland	55	52
													284	A	Monmouth	44	52
													295	H	UMBC	58	65
													297	H	Navy	79	52
													301	A	Army West Point	57	52
													310	A	Albany (NY)	54	47
													325	H	Fairleigh Dickinson	61	29
													336	H	LIU Brooklyn	65	60
LAST 10 Division I																	
				122	A	Lehigh	66	73	297	H	Navy	79	52				
				177	A	American	67	52	84	A	Colgate	52	73				
				84	H	Colgate	55	39	251	H	Loyola Maryland	55	52				
				122	H	Lehigh	61	53	141	A	Holy Cross	56	57				
				301	A	Army West Point	57	52	71	A	Bucknell	36	50				

Non-Div I Games:

Lafayette

■ Loss, 
 ■ Non-Conf, 
 ■ S Site, 
 ■ H Home 
 ■ A Away 
 N Neutral

Average RPI Win:	274	WON-LOST	WINNING	LAST 10	STRENGTH OF	OPP. STRENGTH	TEAM	ADJ.	CONF.	ADJ CONF.
Average RPI Loss:	140	RECORD	PCT. RANK	GAMES	SCHEDULE	OF SCHEDULE	RPI	RPI	RPI	RPI
DIV. I ONLY	7- 13	261	3-7	138	259	229	229	23	23	
DIV. I NON-CONF.	2- 5	259	0	30	102	156	156	21	21	
TOTALS	RPI 1-25	RPI 26-50	W-L RECORDS	RPI 51-100	RPI 101-150	RPI 150+				
7- 13	0- 2	0- 1	OVERALL	0- 0	1- 4	6- 6				
3- 5	0- 0	0- 0	HOME	0- 0	0- 2	3- 3				
3- 8	0- 2	0- 1	AWAY	0- 0	0- 2	3- 3				
1- 0	0- 0	0- 0	NEUTRAL	0- 0	1- 0	0- 0				
2- 5	0- 2	0- 1	NON-CONFERENCE	0- 0	1- 0	1- 2				
1- 1	0- 0	0- 0	HOME	0- 0	0- 0	1- 1				
0- 4	0- 2	0- 1	AWAY	0- 0	0- 0	0- 1				
1- 0	0- 0	0- 0	NEUTRAL	0- 0	1- 0	0- 0				
5- 8	0- 0	0- 0	CONFERENCE	0- 0	0- 4	5- 4				
2- 4	0- 0	0- 0	HOME	0- 0	0- 2	2- 2				
3- 4	0- 0	0- 0	AWAY	0- 0	0- 2	3- 2				
0- 0	0- 0	0- 0	NEUTRAL	0- 0	0- 0	0- 0				

RPI 1-25				RPI 26-50				RPI 51-100				RPI 101+ Team's RPI: 229			
RPI	S	Opponent	Score	RPI	S	Opponent	Score	RPI	S	Opponent	Score	RPI	S	Opponent	Score
8	A	Baylor	28 90	50	A	Oklahoma St.	53 74					104	H	SFA	53 54
13	A	NC State	40 81									109	A	Abilene Christian	72 78
												109	H	Abilene Christian	49 75
												112	A	A&M-Corpus Christi	39 49
												121	N	Idaho	47 44
												166	H	Louisiana	63 74
												167	H	New Orleans	57 62
												169	A	Sam Houston St.	47 68
												214	A	Central Ark.	29 53
												222	A	Southeastern La.	65 57
												285	H	Incarinate Word	48 67
												291	A	Nicholls St.	84 78
												294	H	Denver	71 59
												312	A	Cal Poly	56 57
												323	H	Houston Baptist	60 53
												332	H	Northwestern St.	61 58
												334	A	McNeese	87 69
LAST 10 Division I															
109	H	Abilene Christian	49 75	112	A	A&M-Corpus Christi	39 49								
214	A	Central Ark.	29 53	169	A	Sam Houston St.	47 68								
334	A	McNeese	87 69	323	H	Houston Baptist	60 53								
104	H	SFA	53 54	291	A	Nicholls St.	84 78								
285	H	Incarinate Word	48 67	109	A	Abilene Christian	72 78								

Non-Div I Games: Howard Payne 96 36 LeTourneau 90 38

Lamar University

Loss, Non-Conf, S Site, H Home A Away N Neutral

Average RPI Win: <b>227</b>	WON-LOST	WINNING	LAST 10	STRENGTH OF	OPP. STRENGTH	TEAM	ADJ.	CONF.	ADJ CONF.
Average RPI Loss: <b>110</b>	RECORD	PCT. RANK	GAMES	SCHEDULE	OF SCHEDULE	RPI	RPI	RPI	RPI
DIV. I ONLY	<b>14- 7</b>	<b>74</b>	<b>6-4</b>	<b>218</b>	<b>171</b>	<b>122</b>	<b>122</b>	<b>15</b>	<b>15</b>
DIV. I NON-CONF.	<b>7- 3</b>	<b>80</b>	<b>0</b>	<b>162</b>	<b>226</b>	<b>83</b>	<b>83</b>	<b>16</b>	<b>16</b>
TOTALS	RPI 1-25	RPI 26-50	W-L RECORDS	RPI 51-100	RPI 101-150	RPI 150+			
14- 7	0- 0	0- 0	OVERALL	1- 4	2- 1	11- 2			
6- 3	0- 0	0- 0	HOME	1- 1	2- 1	3- 1			
8- 2	0- 0	0- 0	AWAY	0- 1	0- 0	8- 1			
0- 2	0- 0	0- 0	NEUTRAL	0- 2	0- 0	0- 0			
7- 3	0- 0	0- 0	NON-CONFERENCE	1- 3	1- 0	5- 0			
3- 0	0- 0	0- 0	HOME	1- 0	1- 0	1- 0			
4- 1	0- 0	0- 0	AWAY	0- 1	0- 0	4- 0			
0- 2	0- 0	0- 0	NEUTRAL	0- 2	0- 0	0- 0			
7- 4	0- 0	0- 0	CONFERENCE	0- 1	1- 1	6- 2			
3- 3	0- 0	0- 0	HOME	0- 1	1- 1	2- 1			
4- 1	0- 0	0- 0	AWAY	0- 0	0- 0	4- 1			
0- 0	0- 0	0- 0	NEUTRAL	0- 0	0- 0	0- 0			

RPI S	Opponent	Score	RPI S	Opponent	Score	RPI S	Opponent	Score	RPI S	Opponent	Score	Team's RPI: 122
						52	A Minnesota	49 <b>77</b>	137	H George Washington	59 53	
						63	H Seton Hall	75 68	141	H Holy Cross	57 <b>74</b>	
						70	N Ball St.	52 <b>54</b>	150	H Boston U.	51 34	
						71	H Bucknell	50 <b>71</b>	160	A Lafayette	53 <b>61</b>	
						97	N Fordham	57 <b>59</b>	160	H Lafayette	73 66	
									177	A American	64 63	
									177	H American	56 <b>64</b>	
									202	A Mt. St. Mary's	66 65	
									206	A Merrimack	72 68	
									251	A Loyola Maryland	55 53	
									264	A Delaware St.	68 38	
									297	A Navy	60 53	
									297	H Navy	70 40	
									301	A Army West Point	94 65	
									329	A Saint Peter's	80 71	
									344	H Central Conn. St.	70 51	
LAST 10 Division I												
			160	H Lafayette	73 66		71	H Bucknell	50 <b>71</b>			
			301	A Army West Point	94 65		297	A Navy	60 53			
			177	H American	56 <b>64</b>		177	A American	64 63			
			160	A Lafayette	53 <b>61</b>		150	H Boston U.	51 34			
			141	H Holy Cross	57 <b>74</b>		251	A Loyola Maryland	55 53			

Non-Div I Games: Bloomsburg 91 43

Lehigh

■ Loss, 
 ■ Non-Conf, 
 ■ S Site, 
 ■ H Home 
 ■ A Away 
 N Neutral

# Liberty

Through Games Of Feb. 9, 2020

Average RPI Win:	212	WON-LOST	WINNING	LAST 10	STRENGTH OF	OPP. STRENGTH	TEAM	ADJ.	CONF.	ADJ CONF.
Average RPI Loss:	109	RECORD	PCT. RANK	GAMES	SCHEDULE	OF SCHEDULE	RPI	RPI	RPI	RPI
DIV. I ONLY	12- 11	165	5-5	75	179	108	108	16	16	
DIV. I NON-CONF.	7- 6	161	0	72	182	100	100	15	15	
TOTALS	RPI 1-25	RPI 26-50	W-L RECORDS	RPI 51-100	RPI 101-150	RPI 150+				
12- 11	0- 3	1- 2	OVERALL	0- 1	0- 0	11- 5				
4- 5	0- 1	0- 0	HOME	0- 0	0- 0	4- 4				
6- 5	0- 1	0- 2	AWAY	0- 1	0- 0	6- 1				
2- 1	0- 1	1- 0	NEUTRAL	0- 0	0- 0	1- 0				
7- 6	0- 1	1- 2	NON-CONFERENCE	0- 0	0- 0	6- 3				
1- 3	0- 0	0- 0	HOME	0- 0	0- 0	1- 3				
4- 2	0- 0	0- 2	AWAY	0- 0	0- 0	4- 0				
2- 1	0- 1	1- 0	NEUTRAL	0- 0	0- 0	1- 0				
5- 5	0- 2	0- 0	CONFERENCE	0- 1	0- 0	5- 2				
3- 2	0- 1	0- 0	HOME	0- 0	0- 0	3- 1				
2- 3	0- 1	0- 0	AWAY	0- 1	0- 0	2- 1				
0- 0	0- 0	0- 0	NEUTRAL	0- 0	0- 0	0- 0				

RPI S	Opponent	Score	RPI S	Opponent	Score	RPI S	Opponent	Score	RPI S	Opponent	Score	Team's RPI: 108
14 N	Oregon St.	55 68	33 A	Virginia Tech	69 73	95 A	North Florida	50 65	152 A	North Ala.	75 86	
25 A	FGCU	57 64	43 N	Bradley	75 63				152 H	North Ala.	71 76	
25 H	FGCU	65 74	44 A	James Madison	53 76				153 H	UNC Greensboro	53 58	
									168 N	Miami (OH)	65 53	
									170 A	Hampton	83 59	
									172 A	Norfolk St.	67 48	
									185 H	Jacksonville	85 76	
									219 A	UMKC	68 44	
									224 H	Kennesaw St.	76 66	
									227 A	Stetson	57 48	
									234 H	Chattanooga	54 71	
									261 A	Saint Francis (PA)	71 52	
									262 H	East Carolina	81 66	
									270 H	ETSU	62 63	
									275 H	Lipscomb	64 60	
									333 A	NJIT	67 53	
LAST 10 Division I												
152 A	North Ala.	75 86	275 H	Lipscomb	64 60							
224 H	Kennesaw St.	76 66	152 H	North Ala.	71 76							
25 H	FGCU	65 74	185 H	Jacksonville	85 76							
95 A	North Florida	50 65	25 A	FGCU	57 64							
227 A	Stetson	57 48	333 A	NJIT	67 53							

Non-Div I Games:

Liberty

Loss, Non-Conf, S Site, H Home A Away N Neutral



Average RPI Win:	275	WON-LOST	WINNING	LAST 10	STRENGTH OF	OPP. STRENGTH	TEAM	ADJ.	CONF.	ADJ CONF.
Average RPI Loss:	144	RECORD	PCT. RANK	GAMES	SCHEDULE	OF SCHEDULE	RPI	RPI	RPI	RPI
DIV. I ONLY	4- 18	320	2-8	107	250	275	275	16	16	
DIV. I NON-CONF.	2- 10	313	0	62	311	254	254	15	15	
TOTALS	RPI 1-25	RPI 26-50	W-L RECORDS	RPI 51-100	RPI 101-150	RPI 150+				
4- 18	0- 1	0- 0	OVERALL	0- 7	0- 1	4- 9				
1- 8	0- 0	0- 0	HOME	0- 2	0- 0	1- 6				
3- 8	0- 1	0- 0	AWAY	0- 3	0- 1	3- 3				
0- 2	0- 0	0- 0	NEUTRAL	0- 2	0- 0	0- 0				
2- 10	0- 0	0- 0	NON-CONFERENCE	0- 6	0- 0	2- 4				
1- 3	0- 0	0- 0	HOME	0- 1	0- 0	1- 2				
1- 5	0- 0	0- 0	AWAY	0- 3	0- 0	1- 2				
0- 2	0- 0	0- 0	NEUTRAL	0- 2	0- 0	0- 0				
2- 8	0- 1	0- 0	CONFERENCE	0- 1	0- 1	2- 5				
0- 5	0- 0	0- 0	HOME	0- 1	0- 0	0- 4				
2- 3	0- 1	0- 0	AWAY	0- 0	0- 1	2- 1				
0- 0	0- 0	0- 0	NEUTRAL	0- 0	0- 0	0- 0				

RPI 1-25				RPI 26-50				RPI 51-100				RPI 101+ Team's RPI: 275			
RPI	S	Opponent	Score	RPI	S	Opponent	Score	RPI	S	Opponent	Score	RPI	S	Opponent	Score
25	A	FGCU	56 82					57	H	Belmont	68 69	108	A	Liberty	60 64
								60	A	Middle Tenn.	49 70	152	H	North Ala.	72 84
								62	A	Dayton	60 82	162	A	Tennessee Tech	58 78
								68	A	UT Martin	67 83	185	H	Jacksonville	64 73
								79	N	Marist	63 74	201	H	Northern Ky.	71 69
								95	H	North Florida	60 68	220	H	Eastern Ill.	56 66
								99	N	Rider	76 81	224	A	Kennesaw St.	60 88
												224	H	Kennesaw St.	66 74
												227	A	Stetson	65 59
												227	H	Stetson	34 48
												240	H	Murray St.	57 67
												300	A	Jacksonville St.	63 65
												333	A	NJIT	65 57
												340	A	Tennessee St.	74 64
LAST 10 Division I															
224	A	Kennesaw St.	60 88	108	A	Liberty	60 64								
227	H	Stetson	34 48	224	H	Kennesaw St.	66 74								
185	H	Jacksonville	64 73	152	H	North Ala.	72 84								
95	H	North Florida	60 68	227	A	Stetson	65 59								
333	A	NJIT	65 57	25	A	FGCU	56 82								

Non-Div I Games: Queens (NC) 86 45

Lipscomb

■ Loss, 
 ■ Non-Conf, 
 ■ S Site, 
 ■ H Home 
 ■ A Away 
 N Neutral

Little Rock

Through Games Of Feb. 9, 2020

Average RPI Win:	266	WON-LOST	WINNING	LAST 10	STRENGTH OF	OPP. STRENGTH	TEAM	ADJ.	CONF.	ADJ CONF.
Average RPI Loss:	111	RECORD	PCT. RANK	GAMES	SCHEDULE	OF SCHEDULE	RPI	RPI	RPI	RPI
DIV. I ONLY	10- 12	208	7-3	157	153	183	183	21	21	
DIV. I NON-CONF.	2- 9	304	0	32	28	217	217	20	20	
TOTALS	RPI 1-25	RPI 26-50	W-L RECORDS	RPI 51-100	RPI 101-150	RPI 150+				
10- 12	0- 3	0- 2	OVERALL	0- 2	0- 1	10- 4				
6- 4	0- 1	0- 0	HOME	0- 1	0- 0	6- 2				
4- 8	0- 2	0- 2	AWAY	0- 1	0- 1	4- 2				
0- 0	0- 0	0- 0	NEUTRAL	0- 0	0- 0	0- 0				
2- 9	0- 3	0- 2	NON-CONFERENCE	0- 1	0- 0	2- 3				
2- 3	0- 1	0- 0	HOME	0- 0	0- 0	2- 2				
0- 6	0- 2	0- 2	AWAY	0- 1	0- 0	0- 1				
0- 0	0- 0	0- 0	NEUTRAL	0- 0	0- 0	0- 0				
8- 3	0- 0	0- 0	CONFERENCE	0- 1	0- 1	8- 1				
4- 1	0- 0	0- 0	HOME	0- 1	0- 0	4- 0				
4- 2	0- 0	0- 0	AWAY	0- 0	0- 1	4- 1				
0- 0	0- 0	0- 0	NEUTRAL	0- 0	0- 0	0- 0				

RPI 1-25				RPI 26-50				RPI 51-100				RPI 101+ Team's RPI: 183			
RPI	S	Opponent	Score	RPI	S	Opponent	Score	RPI	S	Opponent	Score	RPI	S	Opponent	Score
9	A	Mississippi St.	50 89	30	A	Western Ky.	58 77	87	A	Rice	40 66	126	A	UT Arlington	58 65
17	A	Texas A&M	35 78	39	A	Arkansas	53 86	98	H	Coastal Caro.	48 68	161	H	Memphis	50 68
22	H	LSU	50 65									166	A	Louisiana	59 44
												181	A	Fla. Atlantic	72 79
												214	H	Central Ark.	63 48
												238	H	Arkansas St.	67 58
												242	H	Louisiana Tech	38 43
												245	H	Tulsa	63 51
												250	H	Appalachian St.	68 63
												293	A	Texas St.	78 66
												298	A	Ga. Southern	65 49
												298	H	Ga. Southern	58 46
												315	A	Georgia St.	43 58
												315	H	Georgia St.	66 46
												345	A	La.-Monroe	70 50
LAST 10 Division I															
315	A	Georgia St.	43 58	238	H	Arkansas St.	67 58								
298	A	Ga. Southern	65 49	98	H	Coastal Caro.	48 68								
166	A	Louisiana	59 44	315	H	Georgia St.	66 46								
250	H	Appalachian St.	68 63	298	H	Ga. Southern	58 46								
345	A	La.-Monroe	70 50	126	A	UT Arlington	58 65								

Non-Div I Games:

Little Rock

Loss, Non-Conf, S Site, H Home A Away N Neutral

Average RPI Win:	266	WON-LOST	WINNING	LAST 10	STRENGTH OF	OPP. STRENGTH	TEAM	ADJ.	CONF.	ADJ CONF.
Average RPI Loss:	188	RECORD	PCT. RANK	GAMES	SCHEDULE	OF SCHEDULE	RPI	RPI	RPI	RPI
DIV. I ONLY	9- 12	222	5-5	323	174	266	266	27	27	
DIV. I NON-CONF.	4- 8	235	0-1	297	85	282	282	26	26	
TOTALS	RPI 1-25	RPI 26-50	W-L RECORDS	RPI 51-100	RPI 101-150	RPI 150+				
9- 12	0- 2	0- 0	OVERALL	0- 1	0- 1	9- 8				
5- 3	0- 1	0- 0	HOME	0- 0	0- 0	5- 2				
2- 9	0- 1	0- 0	AWAY	0- 1	0- 1	2- 6				
2- 0	0- 0	0- 0	NEUTRAL	0- 0	0- 0	2- 0				
4- 8	0- 2	0- 0	NON-CONFERENCE	0- 1	0- 1	4- 4				
1- 3	0- 1	0- 0	HOME	0- 0	0- 0	1- 2				
1- 5	0- 1	0- 0	AWAY	0- 1	0- 1	1- 2				
2- 0	0- 0	0- 0	NEUTRAL	0- 0	0- 0	2- 0				
5- 4	0- 0	0- 0	CONFERENCE	0- 0	0- 0	5- 4				
4- 0	0- 0	0- 0	HOME	0- 0	0- 0	4- 0				
1- 4	0- 0	0- 0	AWAY	0- 0	0- 0	1- 4				
0- 0	0- 0	0- 0	NEUTRAL	0- 0	0- 0	0- 0				

RPI 1-25				RPI 26-50				RPI 51-100				RPI 101+ Team's RPI: 266			
RPI	S	Opponent	Score	RPI	S	Opponent	Score	RPI	S	Opponent	Score	RPI	S	Opponent	Score
1	H	Oregon	45 81					81	A	Southern California	40 57	135	A	California	45 68
5	A	UCLA	51 86									159	A	UC Davis	55 57
												179	A	Hawaii	44 68
												179	H	Hawaii	62 55
												203	A	Santa Clara	54 46
												204	N	Penn St.	64 56
												232	A	Cal St. Fullerton	65 69
												278	H	Utah St.	48 56
												280	H	LMU (CA)	57 70
												287	H	UC Riverside	73 67
												288	H	CSUN	60 52
												290	A	California Baptist	70 79
												302	A	UC Irvine	56 46
												307	N	UTRGV	69 65
												309	A	Seattle U	54 66
												312	A	Cal Poly	41 61
												312	H	Cal Poly	72 69
												313	H	Air Force	74 68
LAST 10 Division I															
312	A	Cal Poly	41 61	288	H	CSUN	60 52								
179	A	Hawaii	44 68	159	A	UC Davis	55 57								
287	H	UC Riverside	73 67	232	A	Cal St. Fullerton	65 69								
302	A	UC Irvine	56 46	312	H	Cal Poly	72 69								
179	H	Hawaii	62 55	81	A	Southern California	40 57								

Non-Div I Games: Westcliff 94 47 Bethesda (CA) 90 43

Long Beach St.

Loss, Non-Conf, S Site, H Home A Away N Neutral

Average RPI Win:	274	WON-LOST	WINNING	LAST 10	STRENGTH OF	OPP. STRENGTH	TEAM	ADJ.	CONF.	ADJ CONF.
Average RPI Loss:	193	RECORD	PCT. RANK	GAMES	SCHEDULE	OF SCHEDULE	RPI	RPI	RPI	RPI
DIV. I ONLY	10- 11	192	4-6	301	304	259	259	25	25	
DIV. I NON-CONF.	4- 5	195	0	300	203	257	257	27	27	
TOTALS	RPI 1-25	RPI 26-50	W-L RECORDS	RPI 51-100	RPI 101-150	RPI 150+				
10- 11	0- 0	0- 1	OVERALL	0- 0	0- 2	10- 8				
6- 5	0- 0	0- 0	HOME	0- 0	0- 1	6- 4				
4- 6	0- 0	0- 1	AWAY	0- 0	0- 1	4- 4				
0- 0	0- 0	0- 0	NEUTRAL	0- 0	0- 0	0- 0				
4- 5	0- 0	0- 1	NON-CONFERENCE	0- 0	0- 1	4- 3				
3- 1	0- 0	0- 0	HOME	0- 0	0- 0	3- 1				
1- 4	0- 0	0- 1	AWAY	0- 0	0- 1	1- 2				
0- 0	0- 0	0- 0	NEUTRAL	0- 0	0- 0	0- 0				
6- 6	0- 0	0- 0	CONFERENCE	0- 0	0- 1	6- 5				
3- 4	0- 0	0- 0	HOME	0- 0	0- 1	3- 3				
3- 2	0- 0	0- 0	AWAY	0- 0	0- 0	3- 2				
0- 0	0- 0	0- 0	NEUTRAL	0- 0	0- 0	0- 0				

RPI S	Opponent	Score	RPI S	Opponent	Score	RPI S	Opponent	Score	RPI S	Opponent	Score	Team's RPI: 259
			44 A	James Madison	53 93				117 H	Campbell	55 70	
									133 A	Florida	54 71	
									170 A	Hampton	55 72	
									172 A	Norfolk St.	46 49	
									188 H	High Point	69 76	
									213 H	Radford	61 62	
									215 H	Brown	86 76	
									221 H	Gardner-Webb	80 70	
									244 A	UNC Asheville	54 51	
									244 H	UNC Asheville	73 56	
									253 A	Winthrop	63 74	
									260 H	UNCW	59 58	
									262 H	East Carolina	61 64	
									264 H	Delaware St.	78 62	
									265 A	Wofford	76 79	
									304 A	Presbyterian	71 60	
									304 H	Presbyterian	77 82	
									314 A	UMES	71 62	
									335 A	USC Upstate	70 62	
									341 H	Charleston So.	84 64	
LAST 10 Division I												
			304 H	Presbyterian	77 82				188 H	High Point	69 76	
			244 A	UNC Asheville	54 51				213 H	Radford	61 62	
			170 A	Hampton	55 72				335 A	USC Upstate	70 62	
			244 H	UNC Asheville	73 56				341 H	Charleston So.	84 64	
			253 A	Winthrop	63 74				117 H	Campbell	55 70	

Non-Div I Games:

Longwood

Average RPI Win:	247	WON-LOST	WINNING	LAST 10	STRENGTH OF	OPP. STRENGTH	TEAM	ADJ.	CONF.	ADJ CONF.
Average RPI Loss:	166	RECORD	PCT. RANK	GAMES	SCHEDULE	OF SCHEDULE	RPI	RPI	RPI	RPI
DIV. I ONLY	11- 9	141	5-5	224	245	166	166	21	21	
DIV. I NON-CONF.	5- 4	140	0	232	237	146	146	20	20	
TOTALS	RPI 1-25	RPI 26-50	W-L RECORDS	RPI 51-100	RPI 101-150	RPI 150+				
11- 9	0- 1	0- 0	OVERALL	1- 1	0- 1	10- 6				
5- 3	0- 1	0- 0	HOME	0- 1	0- 0	5- 1				
6- 6	0- 0	0- 0	AWAY	1- 0	0- 1	5- 5				
0- 0	0- 0	0- 0	NEUTRAL	0- 0	0- 0	0- 0				
5- 4	0- 1	0- 0	NON-CONFERENCE	0- 0	0- 0	5- 3				
2- 1	0- 1	0- 0	HOME	0- 0	0- 0	2- 0				
3- 3	0- 0	0- 0	AWAY	0- 0	0- 0	3- 3				
0- 0	0- 0	0- 0	NEUTRAL	0- 0	0- 0	0- 0				
6- 5	0- 0	0- 0	CONFERENCE	1- 1	0- 1	5- 3				
3- 2	0- 0	0- 0	HOME	0- 1	0- 0	3- 1				
3- 3	0- 0	0- 0	AWAY	1- 0	0- 1	2- 2				
0- 0	0- 0	0- 0	NEUTRAL	0- 0	0- 0	0- 0				

RPI 1-25				RPI 26-50				RPI 51-100				RPI 101+ Team's RPI: 166			
RPI	S	Opponent	Score	RPI	S	Opponent	Score	RPI	S	Opponent	Score	RPI	S	Opponent	Score
9	H	Mississippi St.	48 64					58	A	Troy	79 73	126	A	UT Arlington	52 79
								58	H	Troy	64 67	157	A	Jackson St.	54 65
												167	A	New Orleans	65 60
												169	A	Sam Houston St.	73 77
												183	H	Little Rock	44 59
												222	H	Southeastern La.	60 50
												229	A	Lamar University	74 63
												236	A	South Alabama	63 78
												236	H	South Alabama	73 68
												238	H	Arkansas St.	83 43
												258	A	North Texas	66 69
												279	A	Ole Miss	53 42
												293	A	Texas St.	73 67
												298	A	Ga. Southern	67 83
												315	A	Georgia St.	75 65
												334	H	McNeese	75 55
												345	H	La.-Monroe	68 55
LAST 10 Division I															
				58	H	Troy	64 67	293	A	Texas St.	73 67				
				236	A	South Alabama	63 78	126	A	UT Arlington	52 79				
				183	H	Little Rock	44 59	58	A	Troy	79 73				
				345	H	La.-Monroe	68 55	236	H	South Alabama	73 68				
				238	H	Arkansas St.	83 43	298	A	Ga. Southern	67 83				

Non-Div I Games: Loyola (LA) 67 51 Xavier (LA) 62 49

Louisiana

Loss, Non-Conf, S Site, H Home A Away N Neutral

Average RPI Win:	223	WON-LOST	WINNING	LAST 10	STRENGTH OF	OPP. STRENGTH	TEAM	ADJ.	CONF.	ADJ CONF.
Average RPI Loss:	154	RECORD	PCT. RANK	GAMES	SCHEDULE	OF SCHEDULE	RPI	RPI	RPI	RPI
DIV. I ONLY	9- 11	212	3-7	212	170	242	242	13	13	
DIV. I NON-CONF.	6- 3	90	0	335	280	227	227	14	14	
TOTALS	RPI 1-25	RPI 26-50	W-L RECORDS	RPI 51-100	RPI 101-150	RPI 150+				
9- 11	0- 0	0- 2	OVERALL	1- 2	0- 2	8- 5				
8- 4	0- 0	0- 1	HOME	1- 0	0- 2	7- 1				
1- 7	0- 0	0- 1	AWAY	0- 2	0- 0	1- 4				
0- 0	0- 0	0- 0	NEUTRAL	0- 0	0- 0	0- 0				
6- 3	0- 0	0- 0	NON-CONFERENCE	0- 0	0- 1	6- 2				
5- 1	0- 0	0- 0	HOME	0- 0	0- 1	5- 0				
1- 2	0- 0	0- 0	AWAY	0- 0	0- 0	1- 2				
0- 0	0- 0	0- 0	NEUTRAL	0- 0	0- 0	0- 0				
3- 8	0- 0	0- 2	CONFERENCE	1- 2	0- 1	2- 3				
3- 3	0- 0	0- 1	HOME	1- 0	0- 1	2- 1				
0- 5	0- 0	0- 1	AWAY	0- 2	0- 0	0- 2				
0- 0	0- 0	0- 0	NEUTRAL	0- 0	0- 0	0- 0				

RPI 1-25				RPI 26-50				RPI 51-100				RPI 101+				Team's RPI: 242	
RPI	S	Opponent	Score	RPI	S	Opponent	Score	RPI	S	Opponent	Score	RPI	S	Opponent	Score		
				30	H	Western Ky.	75 84	60	H	Middle Tenn.	78 60	110	H	UAB	51 71		
				32	A	Old Dominion	61 77	76	A	Charlotte	37 55	148	H	Wichita St.	80 88		
								87	A	Rice	47 60	154	A	Houston	53 67		
												161	H	Memphis	83 74		
												183	A	Little Rock	43 38		
												212	H	UTEP	87 80		
												218	A	Southern Miss.	60 66		
												222	H	Southeastern La.	92 78		
												238	H	Arkansas St.	67 54		
												247	H	Marshall	60 50		
												258	A	North Texas	69 74		
												279	A	Ole Miss	53 76		
												299	H	UTSA	73 82		
												334	H	McNeese	79 54		
												349	H	Grambling	70 66		
LAST 10 Division I																	
				247	H	Marshall	60 50	60	H	Middle Tenn.	78 60						
				30	H	Western Ky.	75 84	258	A	North Texas	69 74						
				32	A	Old Dominion	61 77	87	A	Rice	47 60						
				76	A	Charlotte	37 55	212	H	UTEP	87 80						
				110	H	UAB	51 71	299	H	UTSA	73 82						

Non-Div I Games: Loyola (LA) 71 52 LSU-Alexandria 93 61

Louisiana Tech

Loss, Non-Conf, S Site, H Home A Away N Neutral

Average RPI Win:	105	WON-LOST	WINNING	LAST 10	STRENGTH OF	OPP. STRENGTH	TEAM	ADJ.	CONF.	ADJ CONF.
Average RPI Loss:	46	RECORD	PCT. RANK	GAMES	SCHEDULE	OF SCHEDULE	RPI	RPI	RPI	RPI
DIV. I ONLY	21- 3	14	8-2	40	2	12	12	5	5	
DIV. I NON-CONF.	11- 1	13	0	9	8	1	1	3	3	
TOTALS	RPI 1-25	RPI 26-50	W-L RECORDS	RPI 51-100	RPI 101-150	RPI 150+				
21- 3	2- 1	4- 1	OVERALL	6- 1	4- 0	5- 0				
10- 1	1- 1	2- 0	HOME	2- 0	2- 0	3- 0				
8- 2	0- 0	1- 1	AWAY	4- 1	1- 0	2- 0				
3- 0	1- 0	1- 0	NEUTRAL	0- 0	1- 0	0- 0				
11- 1	2- 0	3- 1	NON-CONFERENCE	1- 0	2- 0	3- 0				
5- 0	1- 0	1- 0	HOME	0- 0	1- 0	2- 0				
3- 1	0- 0	1- 1	AWAY	1- 0	0- 0	1- 0				
3- 0	1- 0	1- 0	NEUTRAL	0- 0	1- 0	0- 0				
10- 2	0- 1	1- 0	CONFERENCE	5- 1	2- 0	2- 0				
5- 1	0- 1	1- 0	HOME	2- 0	1- 0	1- 0				
5- 1	0- 0	0- 0	AWAY	3- 1	1- 0	1- 0				
0- 0	0- 0	0- 0	NEUTRAL	0- 0	0- 0	0- 0				

RPI	S	Opponent	Score	RPI	S	Opponent	Score	RPI	S	Opponent	Score	RPI	S	Opponent	Score
1	N	Oregon	72 62	26	A	Ohio St.	60 67	51	H	Virginia	71 56	103	A	Notre Dame	86 54
18	H	Central Mich.	76 63	28	A	Kentucky	67 66	68	A	UT Martin	71 63	116	H	Wake Forest	75 61
24	H	Florida St.	59 67	30	H	Western Ky.	75 56	74	A	Miami (FL)	87 41	123	H	Boise St.	98 82
				36	H	Duke	60 55	77	A	Boston College	81 70	126	N	UT Arlington	76 67
				50	N	Oklahoma St.	69 48	77	A	North Carolina	74 67	197	A	Clemson	75 50
								88	A	Syracuse	51 59	201	A	Northern Ky.	85 57
								88	H	Syracuse	62 58	234	H	Chattanooga	86 37
												240	H	Murray St.	76 40
												277	H	Pittsburgh	83 49
LAST 10 Division I															
				88	A	Syracuse	51 59	77	A	North Carolina	74 67				
				24	H	Florida St.	59 67	77	A	Boston College	81 70				
				103	A	Notre Dame	86 54	116	H	Wake Forest	75 61				
				277	H	Pittsburgh	83 49	74	A	Miami (FL)	87 41				
				51	H	Virginia	71 56	36	H	Duke	60 55				

Non-Div I Games:

Louisville

■ Loss, 
 ■ Non-Conf, 
 ■ S Site, 
 ■ H Home 
 ■ A Away 
 N Neutral

Average RPI Win:	249	WON-LOST	WINNING	LAST 10	STRENGTH OF	OPP. STRENGTH	TEAM	ADJ.	CONF.	ADJ CONF.
Average RPI Loss:	72	RECORD	PCT. RANK	GAMES	SCHEDULE	OF SCHEDULE	RPI	RPI	RPI	RPI
DIV. I ONLY	15- 7	65	6-4	266	142	136	136	7	7	
DIV. I NON-CONF.	9- 2	38	0	293	312	126	126	7	7	
TOTALS	RPI 1-25	RPI 26-50	W-L RECORDS	RPI 51-100	RPI 101-150	RPI 150+				
15- 7	0- 2	0- 3	OVERALL	2- 0	1- 0	12- 2				
7- 4	0- 2	0- 1	HOME	2- 0	0- 0	5- 1				
8- 3	0- 0	0- 2	AWAY	0- 0	1- 0	7- 1				
0- 0	0- 0	0- 0	NEUTRAL	0- 0	0- 0	0- 0				
9- 2	0- 1	0- 0	NON-CONFERENCE	0- 0	1- 0	8- 1				
3- 2	0- 1	0- 0	HOME	0- 0	0- 0	3- 1				
6- 0	0- 0	0- 0	AWAY	0- 0	1- 0	5- 0				
0- 0	0- 0	0- 0	NEUTRAL	0- 0	0- 0	0- 0				
6- 5	0- 1	0- 3	CONFERENCE	2- 0	0- 0	4- 1				
4- 2	0- 1	0- 1	HOME	2- 0	0- 0	2- 0				
2- 3	0- 0	0- 2	AWAY	0- 0	0- 0	2- 1				
0- 0	0- 0	0- 0	NEUTRAL	0- 0	0- 0	0- 0				

RPI 1-25				RPI 26-50				RPI 51-100				RPI 101+ Team's RPI: 136			
RPI	S	Opponent	Score	RPI	S	Opponent	Score	RPI	S	Opponent	Score	RPI	S	Opponent	Score
4	H	Missouri St.	72 74	29	A	Drake	52 80	80	H	Illinois St.	69 64	143	A	Portland	78 64
20	H	DePaul	76 83	43	H	Bradley	47 60	85	H	Southern Ill.	51 49	178	H	Western Mich.	60 70
				47	A	UNI	50 70					184	A	Valparaiso	64 66
												199	H	Dartmouth	61 40
												219	A	UMKC	72 67
												220	A	Eastern Ill.	67 51
												249	H	Bowling Green	84 76
												282	A	Indiana St.	58 51
												282	H	Indiana St.	65 55
												305	H	Vermont	78 76
												327	A	Evansville	71 61
												327	H	Evansville	77 47
												328	A	Detroit Mercy	89 60
												338	A	SIUE	63 50
												350	A	Chicago St.	98 53
LAST 10 Division I															
327	H	Evansville	77 47	80	H	Illinois St.	69 64	43	H	Bradley	47 60				
282	H	Indiana St.	65 55	29	A	Drake	52 80	282	A	Indiana St.	58 51				
				47	A	UNI	50 70	327	A	Evansville	71 61				
184	A	Valparaiso	64 66					85	H	Southern Ill.	51 49				

Non-Div I Games:

Loyola Chicago

■ Loss, 
 ■ Non-Conf, S Site, 
 ■ Home 
 ■ Away 
 N Neutral



Average RPI Win:	246	WON-LOST	WINNING	LAST 10	STRENGTH OF	OPP. STRENGTH	TEAM	ADJ.	CONF.	ADJ CONF.
Average RPI Loss:	143	RECORD	PCT. RANK	GAMES	SCHEDULE	OF SCHEDULE	RPI	RPI	RPI	RPI
DIV. I ONLY	6- 16	294	3-7	129	180	251	251	15	15	
DIV. I NON-CONF.	3- 8	268	0	183	205	255	255	16	16	
TOTALS	RPI 1-25	RPI 26-50	W-L RECORDS	RPI 51-100	RPI 101-150	RPI 150+				
6- 16	0- 2	0- 0	OVERALL	1- 2	0- 5	5- 7				
4- 5	0- 0	0- 0	HOME	1- 1	0- 3	3- 1				
2- 10	0- 2	0- 0	AWAY	0- 1	0- 2	2- 5				
0- 1	0- 0	0- 0	NEUTRAL	0- 0	0- 0	0- 1				
3- 8	0- 2	0- 0	NON-CONFERENCE	0- 0	0- 1	3- 5				
2- 1	0- 0	0- 0	HOME	0- 0	0- 0	2- 1				
1- 6	0- 2	0- 0	AWAY	0- 0	0- 1	1- 3				
0- 1	0- 0	0- 0	NEUTRAL	0- 0	0- 0	0- 1				
3- 8	0- 0	0- 0	CONFERENCE	1- 2	0- 4	2- 2				
2- 4	0- 0	0- 0	HOME	1- 1	0- 3	1- 0				
1- 4	0- 0	0- 0	AWAY	0- 1	0- 1	1- 2				
0- 0	0- 0	0- 0	NEUTRAL	0- 0	0- 0	0- 0				

RPI 1-25				RPI 26-50				RPI 51-100				RPI 101+ Team's RPI: 251			
RPI	S	Opponent	Score	RPI	S	Opponent	Score	RPI	S	Opponent	Score	RPI	S	Opponent	Score
3	A	Maryland	45 105					71	A	Bucknell	42 66	103	A	Notre Dame	60 84
16	A	Northwestern	46 67					71	H	Bucknell	60 50	122	H	Lehigh	53 55
								84	H	Colgate	74 76	141	H	Holy Cross	56 64
												150	A	Boston U.	42 44
												150	H	Boston U.	39 41
												156	N	Wright St.	51 66
												160	A	Lafayette	52 55
												177	A	American	44 63
												181	A	Fla. Atlantic	61 72
												199	H	Dartmouth	72 56
												202	A	Mt. St. Mary's	75 81
												267	H	Howard	69 75
												284	H	Monmouth	64 48
												297	A	Navy	50 44
												301	H	Army West Point	68 59
												311	A	St. Francis Brooklyn	78 89
												325	A	Fairleigh Dickinson	75 46
LAST 10 Division I															
				71	A	Bucknell	42 66	301	H	Army West Point	68 59				
				297	A	Navy	50 44	150	A	Boston U.	42 44				
				150	H	Boston U.	39 41	160	A	Lafayette	52 55				
				71	H	Bucknell	60 50	84	H	Colgate	74 76				
				177	A	American	44 63	122	H	Lehigh	53 55				

Non-Div I Games:

Loyola Maryland

■ Loss, 
 ■ Non-Conf, 
 S Site, 
 ■ Home 
 ■ Away 
 N Neutral

## Maine

Through Games Of Feb. 9, 2020

Average RPI Win: <b>270</b>	WON-LOST	WINNING	LAST 10	STRENGTH OF	OPP. STRENGTH	TEAM	ADJ.	CONF.	ADJ CONF.
Average RPI Loss: <b>127</b>	RECORD	PCT. RANK	GAMES	SCHEDULE	OF SCHEDULE	RPI	RPI	RPI	RPI
DIV. I ONLY	<b>10- 14</b>	<b>228</b>	<b>6-4</b>	<b>164</b>	<b>221</b>	<b>223</b>	<b>223</b>	<b>28</b>	<b>28</b>
DIV. I NON-CONF.	<b>3- 10</b>	<b>282</b>	<b>0</b>	<b>79</b>	<b>49</b>	<b>230</b>	<b>230</b>	<b>28</b>	<b>28</b>
TOTALS	RPI 1-25	RPI 26-50	W-L RECORDS	RPI 51-100	RPI 101-150	RPI 150+			
10- 14	0- 1	0- 2	OVERALL	0- 3	1- 3	9- 5			
7- 4	0- 0	0- 0	HOME	0- 0	1- 3	6- 1			
3- 7	0- 1	0- 0	AWAY	0- 2	0- 0	3- 4			
0- 3	0- 0	0- 2	NEUTRAL	0- 1	0- 0	0- 0			
3- 10	0- 1	0- 2	NON-CONFERENCE	0- 2	1- 3	2- 2			
2- 3	0- 0	0- 0	HOME	0- 0	1- 3	1- 0			
1- 4	0- 1	0- 0	AWAY	0- 1	0- 0	1- 2			
0- 3	0- 0	0- 2	NEUTRAL	0- 1	0- 0	0- 0			
7- 4	0- 0	0- 0	CONFERENCE	0- 1	0- 0	7- 3			
5- 1	0- 0	0- 0	HOME	0- 0	0- 0	5- 1			
2- 3	0- 0	0- 0	AWAY	0- 1	0- 0	2- 2			
0- 0	0- 0	0- 0	NEUTRAL	0- 0	0- 0	0- 0			

RPI 1-25				RPI 26-50				RPI 51-100				RPI 101+ Team's RPI: 223			
RPI	S	Opponent	Score	RPI	S	Opponent	Score	RPI	S	Opponent	Score	RPI	S	Opponent	Score
13	A	NC State	34 <b>62</b>	27	N	Arizona St.	31 <b>57</b>	56	A	Drexel	57 <b>70</b>	101	H	Harvard	40 <b>69</b>
				29	N	Drake	62 <b>94</b>	62	N	Dayton	49 <b>78</b>	140	H	Green Bay	61 60
								75	A	Stony Brook	69 <b>73</b>	145	H	Northeastern	58 <b>66</b>
												150	H	Boston U.	49 <b>62</b>
												190	A	Delaware	69 56
												199	A	Dartmouth	41 <b>57</b>
												200	A	Binghamton	63 <b>73</b>
												200	H	Binghamton	75 65
												215	A	Brown	70 <b>76</b>
												217	A	UMass Lowell	57 <b>66</b>
												256	H	New Hampshire	67 50
												295	H	UMBC	54 <b>74</b>
												297	H	Navy	46 41
												305	A	Vermont	65 47
												305	H	Vermont	70 59
												310	H	Albany (NY)	60 49
												348	A	Hartford	69 52
												348	H	Hartford	87 73
LAST 10 Division I															
200	H	Binghamton	75 65	200	A	Binghamton	63 <b>73</b>								
305	H	Vermont	70 59	217	A	UMass Lowell	57 <b>66</b>								
348	A	Hartford	69 52	310	H	Albany (NY)	60 49								
295	H	UMBC	54 <b>74</b>	256	H	New Hampshire	67 50								
305	A	Vermont	65 47	75	A	Stony Brook	69 <b>73</b>								

Non-Div I Games: Husson 104 43

Maine

■ Loss, 
 ■ Non-Conf, S Site, 
 ■ Home 
 ■ Away 
 N Neutral

Average RPI Win:	288	WON-LOST	WINNING	LAST 10	STRENGTH OF	OPP. STRENGTH	TEAM	ADJ.	CONF.	ADJ CONF.
Average RPI Loss:	140	RECORD	PCT. RANK	GAMES	SCHEDULE	OF SCHEDULE	RPI	RPI	RPI	RPI
DIV. I ONLY	9- 13	233	4-6	184	303	231	231	24	24	
DIV. I NON-CONF.	3- 6	235	0	90	247	211	211	25	25	
TOTALS	RPI 1-25	RPI 26-50	W-L RECORDS	RPI 51-100	RPI 101-150	RPI 150+				
9- 13	0- 0	0- 0	OVERALL	0- 7	0- 1	9- 5				
6- 4	0- 0	0- 0	HOME	0- 2	0- 1	6- 1				
3- 9	0- 0	0- 0	AWAY	0- 5	0- 0	3- 4				
0- 0	0- 0	0- 0	NEUTRAL	0- 0	0- 0	0- 0				
3- 6	0- 0	0- 0	NON-CONFERENCE	0- 4	0- 1	3- 1				
2- 2	0- 0	0- 0	HOME	0- 1	0- 1	2- 0				
1- 4	0- 0	0- 0	AWAY	0- 3	0- 0	1- 1				
0- 0	0- 0	0- 0	NEUTRAL	0- 0	0- 0	0- 0				
6- 7	0- 0	0- 0	CONFERENCE	0- 3	0- 0	6- 4				
4- 2	0- 0	0- 0	HOME	0- 1	0- 0	4- 1				
2- 5	0- 0	0- 0	AWAY	0- 2	0- 0	2- 3				
0- 0	0- 0	0- 0	NEUTRAL	0- 0	0- 0	0- 0				

RPI S	Opponent	Score	RPI S	Opponent	Score	RPI S	Opponent	Score	RPI S	Opponent	Score	Team's RPI: 231
						72	A Nebraska	51 71	102	H Duquesne	65 76	
						75	A Stony Brook	54 59	160	A Lafayette	53 60	
						79	A Marist	53 74	180	A Quinnipiac	58 70	
						79	H Marist	66 71	199	H Dartmouth	70 58	
						96	A Villanova	51 63	224	A Fairfield	47 87	
						97	H Fordham	45 51	228	H Iona	54 32	
						99	A Rider	53 76	269	H Niagara	68 65	
									274	A Siena	80 50	
									274	H Siena	49 59	
									284	A Monmouth	60 62	
									301	H Army West Point	86 56	
									325	A Fairleigh Dickinson	62 61	
									329	A Saint Peter's	85 52	
									329	H Saint Peter's	68 64	
									339	H Canisius	68 50	
LAST 10 Division I												
			79	A Marist	53 74	224	A Fairfield	47 87				
			274	H Siena	49 59	79	H Marist	66 71				
			329	H Saint Peter's	68 64	274	A Siena	80 50				
			99	A Rider	53 76	180	A Quinnipiac	58 70				
			228	H Iona	54 32	329	A Saint Peter's	85 52				

Non-Div I Games:

Manhattan

■ Loss, 
 ■ Non-Conf, 
 ■ S Site, 
 ■ H Home 
 ■ A Away 
 N Neutral

Average RPI Win: <b>228</b>	WON-LOST	WINNING	LAST 10	STRENGTH OF	OPP. STRENGTH	TEAM	ADJ.	CONF.	ADJ CONF.
Average RPI Loss: <b>90</b>	RECORD	PCT. RANK	GAMES	SCHEDULE	OF SCHEDULE	RPI	RPI	RPI	RPI
DIV. I ONLY	17- 4	28	8-2	220	184	79	79	24	24
DIV. I NON-CONF.	7- 2	54	0	78	52	41	41	25	25
TOTALS	RPI 1-25	RPI 26-50	W-L RECORDS	RPI 51-100	RPI 101-150	RPI 150+			
17- 4	0- 2	0- 0	OVERALL	1- 1	4- 0	12- 1			
8- 2	0- 1	0- 0	HOME	0- 1	2- 0	6- 0			
7- 2	0- 1	0- 0	AWAY	0- 0	2- 0	5- 1			
2- 0	0- 0	0- 0	NEUTRAL	1- 0	0- 0	1- 0			
7- 2	0- 2	0- 0	NON-CONFERENCE	1- 0	4- 0	2- 0			
3- 1	0- 1	0- 0	HOME	0- 0	2- 0	1- 0			
2- 1	0- 1	0- 0	AWAY	0- 0	2- 0	0- 0			
2- 0	0- 0	0- 0	NEUTRAL	1- 0	0- 0	1- 0			
10- 2	0- 0	0- 0	CONFERENCE	0- 1	0- 0	10- 1			
5- 1	0- 0	0- 0	HOME	0- 1	0- 0	5- 0			
5- 1	0- 0	0- 0	AWAY	0- 0	0- 0	5- 1			
0- 0	0- 0	0- 0	NEUTRAL	0- 0	0- 0	0- 0			

RPI 1-25				RPI 26-50				RPI 51-100 Team's RPI: 79				RPI 101+			
RPI	S	Opponent	Score	RPI	S	Opponent	Score	RPI	S	Opponent	Score	RPI	S	Opponent	Score
18	A	Central Mich.	54 <b>77</b>					95	N	North Florida	69 54	126	A	UT Arlington	73 57
19	H	Princeton	50 <b>62</b>					99	H	Rider	72 <b>76</b>	137	H	Elon	63 55
												140	H	Green Bay	72 60
												150	A	Boston U.	89 75
												180	H	Quinnipiac	73 60
												224	A	Fairfield	48 <b>52</b>
												228	A	Iona	73 56
												231	A	Manhattan	71 66
												231	H	Manhattan	74 53
												269	A	Niagara	94 67
												269	H	Niagara	82 57
												275	N	Lipscomb	74 63
												284	A	Monmouth	74 53
												284	H	Monmouth	76 66
												310	H	Albany (NY)	76 52
												329	H	Saint Peter's	96 76
												339	A	Canisius	90 59
LAST 10 Division I															
231	H	Manhattan	74 53	180	H	Quinnipiac	73 60								
228	A	Iona	73 56	231	A	Manhattan	71 66								
269	H	Niagara	82 57	99	H	Rider	72 <b>76</b>								
224	A	Fairfield	48 <b>52</b>	269	A	Niagara	94 67								
284	A	Monmouth	74 53	339	A	Canisius	90 59								

Non-Div I Games:

Marist

■ Loss, 
 ■ Non-Conf, 
 ■ S Site, 
 ■ H Home 
 ■ A Away 
 N Neutral

Average RPI Win:	147	WON-LOST	WINNING	LAST 10	STRENGTH OF	OPP. STRENGTH	TEAM	ADJ.	CONF.	ADJ CONF.
Average RPI Loss:	39	RECORD	PCT. RANK	GAMES	SCHEDULE	OF SCHEDULE	RPI	RPI	RPI	RPI
DIV. I ONLY	18- 6	42	8-2	70	49	35	35	6	6	
DIV. I NON-CONF.	9- 2	38	0	77	53	43	43	6	6	
TOTALS	RPI 1-25	RPI 26-50	W-L RECORDS	RPI 51-100	RPI 101-150	RPI 150+				
18- 6	0- 3	1- 1	OVERALL	7- 2	3- 0	7- 0				
10- 2	0- 2	1- 0	HOME	5- 0	1- 0	3- 0				
7- 4	0- 1	0- 1	AWAY	2- 2	2- 0	3- 0				
1- 0	0- 0	0- 0	NEUTRAL	0- 0	0- 0	1- 0				
9- 2	0- 2	0- 0	NON-CONFERENCE	3- 0	1- 0	5- 0				
4- 2	0- 2	0- 0	HOME	2- 0	0- 0	2- 0				
4- 0	0- 0	0- 0	AWAY	1- 0	1- 0	2- 0				
1- 0	0- 0	0- 0	NEUTRAL	0- 0	0- 0	1- 0				
9- 4	0- 1	1- 1	CONFERENCE	4- 2	2- 0	2- 0				
6- 0	0- 0	1- 0	HOME	3- 0	1- 0	1- 0				
3- 4	0- 1	0- 1	AWAY	1- 2	1- 0	1- 0				
0- 0	0- 0	0- 0	NEUTRAL	0- 0	0- 0	0- 0				

RPI 1-25				RPI 26-50				Team's RPI: 35				RPI 51-100				RPI 101+			
RPI	S	Opponent	Score	RPI	S	Opponent	Score	RPI	S	Opponent	Score	RPI	S	Opponent	Score	RPI	S	Opponent	Score
9	H	Mississippi St.	68 74	34	A	Creighton	62 72	57	H	Belmont	53 51	140	A	Green Bay	60 47				
16	H	Northwestern	56 64	34	H	Creighton	52 50	61	A	St. John's (NY)	67 57	142	A	Providence	60 50				
20	A	DePaul	71 89					61	H	St. John's (NY)	94 85	142	H	Providence	85 55				
								63	A	Seton Hall	60 72	155	A	Saint Mary's (CA)	77 63				
								63	H	Seton Hall	81 60	235	A	Milwaukee	78 56				
								64	A	South Dakota St.	65 58	239	H	Georgetown	73 51				
								80	H	Illinois St.	58 41	245	N	Tulsa	61 60				
								94	A	Butler	55 61	254	H	Morgan St.	70 48				
								96	H	Villanova	57 52	263	A	Xavier	80 60				
												311	H	St. Francis Brooklyn	92 71				
LAST 10 Division I																			
				61	A	St. John's (NY)	67 57					239	H	Georgetown	73 51				
				63	A	Seton Hall	60 72					263	A	Xavier	80 60				
				34	H	Creighton	52 50					94	A	Butler	55 61				
				142	H	Providence	85 55					63	H	Seton Hall	81 60				
				96	H	Villanova	57 52					61	H	St. John's (NY)	94 85				

Non-Div I Games:

Marquette

## Marshall

Through Games Of Feb. 9, 2020

Average RPI Win: <b>223</b>	WON-LOST	WINNING	LAST 10	STRENGTH OF	OPP. STRENGTH	TEAM	ADJ.	CONF.	ADJ CONF.
Average RPI Loss: <b>148</b>	RECORD	PCT. RANK	GAMES	SCHEDULE	OF SCHEDULE	RPI	RPI	RPI	RPI
DIV. I ONLY	7- 13	261	4-6	211	139	247	247	13	13
DIV. I NON-CONF.	3- 6	235	0	339	208	319	319	14	14
TOTALS	RPI 1-25	RPI 26-50	W-L RECORDS	RPI 51-100	RPI 101-150	RPI 150+			
7- 13	0- 0	0- 3	OVERALL	0- 4	1- 0	6- 6			
4- 5	0- 0	0- 1	HOME	0- 1	1- 0	3- 3			
3- 8	0- 0	0- 2	AWAY	0- 3	0- 0	3- 3			
0- 0	0- 0	0- 0	NEUTRAL	0- 0	0- 0	0- 0			
3- 6	0- 0	0- 1	NON-CONFERENCE	0- 1	0- 0	3- 4			
2- 2	0- 0	0- 0	HOME	0- 0	0- 0	2- 2			
1- 4	0- 0	0- 1	AWAY	0- 1	0- 0	1- 2			
0- 0	0- 0	0- 0	NEUTRAL	0- 0	0- 0	0- 0			
4- 7	0- 0	0- 2	CONFERENCE	0- 3	1- 0	3- 2			
2- 3	0- 0	0- 1	HOME	0- 1	1- 0	1- 1			
2- 4	0- 0	0- 1	AWAY	0- 2	0- 0	2- 1			
0- 0	0- 0	0- 0	NEUTRAL	0- 0	0- 0	0- 0			

RPI 1-25				RPI 26-50				RPI 51-100				RPI 101+ Team's RPI: 247			
RPI	S	Opponent	Score	RPI	S	Opponent	Score	RPI	S	Opponent	Score	RPI	S	Opponent	Score
				30	H	Western Ky.	65 74	53	A	Ohio	51 67	110	H	UAB	61 56
				32	A	Old Dominion	46 57	60	H	Middle Tenn.	55 75	172	H	Norfolk St.	75 69
				48	A	Rutgers	41 66	76	A	Charlotte	46 52	181	H	Fla. Atlantic	85 75
								87	A	Rice	43 81	182	A	Towson	56 59
												218	A	Southern Miss.	80 65
												242	A	Louisiana Tech	50 60
												249	H	Bowling Green	69 82
												254	H	Morgan St.	52 57
												258	A	North Texas	68 59
												282	A	Indiana St.	72 60
												286	H	FIU	65 68
												327	A	Evansville	62 66
												343	H	Coppin St.	60 47
LAST 10 Division I															
				242	A	Louisiana Tech	50 60	32	A	Old Dominion	46 57				
				218	A	Southern Miss.	80 65	76	A	Charlotte	46 52				
				181	H	Fla. Atlantic	85 75	110	H	UAB	61 56				
				286	H	FIU	65 68	60	H	Middle Tenn.	55 75				
				30	H	Western Ky.	65 74	258	A	North Texas	68 59				

Non-Div I Games: Alderson Broadus 85 41 Ky. Christian 89 40

Marshall

■ Loss, 
 ■ Non-Conf, 
 ■ S Site, 
 ■ Home 
 ■ A Away 
 N Neutral

Average RPI Win:	111	WON-LOST	WINNING	LAST 10	STRENGTH OF	OPP. STRENGTH	TEAM	ADJ.	CONF.	ADJ CONF.
Average RPI Loss:	9	RECORD	PCT. RANK	GAMES	SCHEDULE	OF SCHEDULE	RPI	RPI	RPI	RPI
DIV. I ONLY	20- 4	22	9-1	5	9	3	3	2	2	
DIV. I NON-CONF.	9- 2	38	0	80	64	36	36	2	2	
TOTALS	RPI 1-25	RPI 26-50	W-L RECORDS	RPI 51-100	RPI 101-150	RPI 150+				
20- 4	3- 4	6- 0	OVERALL	3- 0	1- 0	7- 0				
12- 1	2- 1	3- 0	HOME	2- 0	1- 0	4- 0				
6- 3	1- 3	3- 0	AWAY	0- 0	0- 0	2- 0				
2- 0	0- 0	0- 0	NEUTRAL	1- 0	0- 0	1- 0				
9- 2	0- 2	1- 0	NON-CONFERENCE	1- 0	1- 0	6- 0				
5- 1	0- 1	0- 0	HOME	0- 0	1- 0	4- 0				
2- 1	0- 1	1- 0	AWAY	0- 0	0- 0	1- 0				
2- 0	0- 0	0- 0	NEUTRAL	1- 0	0- 0	1- 0				
11- 2	3- 2	5- 0	CONFERENCE	2- 0	0- 0	1- 0				
7- 0	2- 0	3- 0	HOME	2- 0	0- 0	0- 0				
4- 2	1- 2	2- 0	AWAY	0- 0	0- 0	1- 0				
0- 0	0- 0	0- 0	NEUTRAL	0- 0	0- 0	0- 0				

RPI 1-25				RPI 26-50				RPI 51-100				RPI 101+			
RPI	S	Opponent	Score	RPI	S	Opponent	Score	RPI	S	Opponent	Score	RPI	S	Opponent	Score
2	H	South Carolina	54 63	26	A	Ohio St.	85 65	57	N	Belmont	90 26	137	H	George Washington	88 54
6	A	Iowa	61 66	26	H	Ohio St.	72 62	72	H	Nebraska	87 69	171	A	Illinois	79 60
13	A	NC State	59 66	37	A	Michigan	77 49	100	H	Michigan St.	94 53	180	H	Quinnipiac	107 52
15	A	Indiana	79 69	37	H	Michigan	70 55					190	H	Delaware	99 55
15	H	Indiana	76 62	44	A	James Madison	70 68					197	N	Clemson	63 44
16	A	Northwestern	58 81	48	H	Rutgers	79 50					251	H	Loyola Maryland	105 45
16	H	Northwestern	70 61									276	H	Wagner	119 56
												315	A	Georgia St.	114 41
LAST 10 Division I															
				48	H	Rutgers	79 50	171	A	Illinois	79 60				
				15	A	Indiana	79 69	15	H	Indiana	76 62				
				100	H	Michigan St.	94 53	72	H	Nebraska	87 69				
				26	A	Ohio St.	85 65	37	A	Michigan	77 49				
				16	H	Northwestern	70 61	6	A	Iowa	61 66				

Non-Div I Games:

Maryland

Massachusetts

Through Games Of Feb. 9, 2020

Average RPI Win:	212	WON-LOST	WINNING	LAST 10	STRENGTH OF	OPP. STRENGTH	TEAM	ADJ.	CONF.	ADJ CONF.
Average RPI Loss:	147	RECORD	PCT. RANK	GAMES	SCHEDULE	OF SCHEDULE	RPI	RPI	RPI	RPI
DIV. I ONLY	15- 8	84	5-5	265	157	149	149	12	12	
DIV. I NON-CONF.	9- 3	63	0	288	273	150	150	12	12	
TOTALS	RPI 1-25	RPI 26-50	W-L RECORDS	RPI 51-100	RPI 101-150	RPI 150+				
15- 8	0- 0	0- 0	OVERALL	0- 2	5- 3	10- 3				
8- 4	0- 0	0- 0	HOME	0- 1	2- 2	6- 1				
7- 4	0- 0	0- 0	AWAY	0- 1	3- 1	4- 2				
0- 0	0- 0	0- 0	NEUTRAL	0- 0	0- 0	0- 0				
9- 3	0- 0	0- 0	NON-CONFERENCE	0- 1	2- 1	7- 1				
5- 2	0- 0	0- 0	HOME	0- 0	1- 1	4- 1				
4- 1	0- 0	0- 0	AWAY	0- 1	1- 0	3- 0				
0- 0	0- 0	0- 0	NEUTRAL	0- 0	0- 0	0- 0				
6- 5	0- 0	0- 0	CONFERENCE	0- 1	3- 2	3- 2				
3- 2	0- 0	0- 0	HOME	0- 1	1- 1	2- 0				
3- 3	0- 0	0- 0	AWAY	0- 0	2- 1	1- 2				
0- 0	0- 0	0- 0	NEUTRAL	0- 0	0- 0	0- 0				

RPI 1-25			RPI 26-50			RPI 51-100			RPI 101+			Team's RPI: 149
RPI	S	Opponent	Score	RPI	S	Opponent	Score	RPI	S	Opponent	Score	
						61	A St. John's (NY)	71	82	102	A Duquesne	81 77
						97	H Fordham	64	69	114	H VCU	46 61
										120	A Davidson	70 62
										130	H Richmond	64 50
										137	A George Washington	47 50
										141	H Holy Cross	75 72
										142	H Providence	63 72
										150	A Boston U.	58 45
										189	A Rhode Island	66 69
										206	H Merrimack	64 79
										207	H La Salle	76 62
										210	H Saint Joseph's	61 43
										215	H Brown	95 42
										217	A UMass Lowell	74 58
										226	A George Mason	56 73
										228	A Iona	65 51
										256	H New Hampshire	67 65
										274	H Siena	61 55
										283	A St. Bonaventure	62 52
										305	A Vermont	83 49
										348	H Hartford	74 48
LAST 10 Division I												
						97	H Fordham	64	69	114	H VCU	46 61
						226	A George Mason	56	73	189	A Rhode Island	66 69
						120	A Davidson	70	62	207	H La Salle	76 62
						130	H Richmond	64	50	210	H Saint Joseph's	61 43
						137	A George Washington	47	50	283	A St. Bonaventure	62 52

Non-Div I Games: Southern Conn. St. 86 43

Massachusetts

Loss, Non-Conf, S Site, H Home A Away N Neutral



RPI 1-25				RPI 26-50				RPI 51-100				RPI 101+				Team's RPI: 334	
RPI	S	Opponent	Score	RPI	S	Opponent	Score	RPI	S	Opponent	Score	RPI	S	Opponent	Score		
				39	A	Arkansas	58 101					104	A	SFA	51 82		
								87	H	Rice	50 81	109	H	Abilene Christian	73 90		
												110	A	UAB	70 97		
												112	H	A&M-Corpus Christi	59 73		
												166	A	Louisiana	55 75		
												167	A	New Orleans	59 78		
												169	A	Sam Houston St.	59 92		
												214	A	Central Ark.	49 70		
												214	H	Central Ark.	57 70		
												222	H	Southeastern La.	67 74		
												229	H	Lamar University	69 87		
												230	A	SMU	60 81		
												242	A	Louisiana Tech	54 79		
												285	A	Incarnate Word	56 73		
												291	A	Nicholls St.	63 79		
												323	H	Houston Baptist	88 72		
												332	H	Northwestern St.	61 51		
												345	H	La.-Monroe	72 69		
EAST 10 Division I																	
				214	A	Central Ark.	49 70					222	H	Southeastern La.	67 74		
				112	H	A&M-Corpus Christi	59 73					167	A	New Orleans	59 78		
				229	H	Lamar University	69 87					285	A	Incarnate Word	56 73		
				291	A	Nicholls St.	63 79					332	H	Northwestern St.	61 51		
				323	H	Houston Baptist	88 72					109	H	Abilene Christian	73 90		

Loss, Non-Conf, S Site, H Home A Away N Neutral

Average RPI Win:	204	WON-LOST	WINNING	LAST 10	STRENGTH OF	OPP. STRENGTH	TEAM	ADJ.	CONF.	ADJ CONF.
Average RPI Loss:	126	RECORD	PCT. RANK	GAMES	SCHEDULE	OF SCHEDULE	RPI	RPI	RPI	RPI
DIV. I ONLY	12- 11	165	3-7	153	123	161	161	9	9	
DIV. I NON-CONF.	9- 4	84	0	234	278	138	138	9	9	
TOTALS	RPI 1-25	RPI 26-50	W-L RECORDS	RPI 51-100	RPI 101-150	RPI 150+				
12- 11	0- 3	0- 0	OVERALL	1- 2	4- 2	7- 4				
8- 4	0- 1	0- 0	HOME	0- 1	2- 1	6- 1				
3- 6	0- 1	0- 0	AWAY	1- 1	1- 1	1- 3				
1- 1	0- 1	0- 0	NEUTRAL	0- 0	1- 0	0- 0				
9- 4	0- 1	0- 0	NON-CONFERENCE	1- 0	3- 1	5- 2				
5- 2	0- 0	0- 0	HOME	0- 0	1- 1	4- 1				
3- 1	0- 0	0- 0	AWAY	1- 0	1- 0	1- 1				
1- 1	0- 1	0- 0	NEUTRAL	0- 0	1- 0	0- 0				
3- 7	0- 2	0- 0	CONFERENCE	0- 2	1- 1	2- 2				
3- 2	0- 1	0- 0	HOME	0- 1	1- 0	2- 0				
0- 5	0- 1	0- 0	AWAY	0- 1	0- 1	0- 2				
0- 0	0- 0	0- 0	NEUTRAL	0- 0	0- 0	0- 0				

RPI 1-25				RPI 26-50				RPI 51-100				RPI 101+ Team's RPI: 161			
RPI	S	Opponent	Score	RPI	S	Opponent	Score	RPI	S	Opponent	Score	RPI	S	Opponent	Score
7	A	UConn	55 94					54	A	UCF	66 82	110	H	UAB	77 52
7	H	UConn	56 68					82	H	Cincinnati	66 73	119	N	Kansas St.	72 68
22	N	LSU	58 89					85	A	Southern Ill.	70 66	137	H	George Washington	63 64
												144	A	Tulane	55 59
												144	H	Tulane	64 62
												147	A	Toledo	83 76
												154	A	Houston	65 75
												183	A	Little Rock	68 50
												230	H	SMU	57 52
												238	H	Arkansas St.	78 50
												242	A	Louisiana Tech	74 83
												245	H	Tulsa	63 44
												262	A	East Carolina	65 71
												271	H	Eastern Ky.	60 63
												273	H	Alabama A&M	79 71
												319	H	Alcorn	57 51
												351	H	Mississippi Val.	91 54
LAST 10 Division I															
7	A	UConn	55 94	230	H	SMU	57 52								
144	H	Tulane	64 62	7	H	UConn	56 68								
245	H	Tulsa	63 44	144	A	Tulane	55 59								
262	A	East Carolina	65 71	82	H	Cincinnati	66 73								
54	A	UCF	66 82	154	A	Houston	65 75								

Non-Div I Games:

Memphis

■ Loss, 
 ■ Non-Conf, 
 ■ S Site, 
 ■ Home 
 ■ A Away 
 N Neutral

Average RPI Win: <b>268</b>	WON-LOST	WINNING	LAST 10	STRENGTH OF	OPP. STRENGTH	TEAM	ADJ.	CONF.	ADJ CONF.
Average RPI Loss: <b>181</b>	RECORD	PCT. RANK	GAMES	SCHEDULE	OF SCHEDULE	RPI	RPI	RPI	RPI
DIV. I ONLY	5- 18	314	3-7	269	225	318	318	26	26
DIV. I NON-CONF.	2- 12	318	0-1	242	198	318	318	22	22
TOTALS	RPI 1-25	RPI 26-50	W-L RECORDS	RPI 51-100	RPI 101-150	RPI 150+			
5- 18	0- 0	0- 2	OVERALL	0- 2	0- 1	5- 13			
4- 6	0- 0	0- 1	HOME	0- 0	0- 0	4- 5			
1- 12	0- 0	0- 1	AWAY	0- 2	0- 1	1- 8			
0- 0	0- 0	0- 0	NEUTRAL	0- 0	0- 0	0- 0			
2- 12	0- 0	0- 2	NON-CONFERENCE	0- 2	0- 1	2- 7			
1- 5	0- 0	0- 1	HOME	0- 0	0- 0	1- 4			
1- 7	0- 0	0- 1	AWAY	0- 2	0- 1	1- 3			
0- 0	0- 0	0- 0	NEUTRAL	0- 0	0- 0	0- 0			
3- 6	0- 0	0- 0	CONFERENCE	0- 0	0- 0	3- 6			
3- 1	0- 0	0- 0	HOME	0- 0	0- 0	3- 1			
0- 5	0- 0	0- 0	AWAY	0- 0	0- 0	0- 5			
0- 0	0- 0	0- 0	NEUTRAL	0- 0	0- 0	0- 0			

RPI 1-25	RPI 26-50	RPI 51-100	RPI 101+ Team's RPI: 318
RPI S Opponent Score	RPI S Opponent Score	RPI S Opponent Score	RPI S Opponent Score
	30  Western Ky. 62  75	65  Alabama 56  111	133  Florida 50  71
	41  Yale 60  68	83  Georgia 60  76	153  UNC Greensboro 51  67
			163  Columbia 48  77
			175  Samford 64  72
			185  Jacksonville 83  87
			196  Furman 49  62
			196  Furman 61 55
			197  Clemson 61  65
			221  Gardner-Webb 62  65
			224  Kennesaw St. 64  92
			234  Chattanooga 55 48
			250  Appalachian St. 68  77
			265  Wofford 49  77
			265  Wofford 54 53
			270  ETSU 66  72
			271  Eastern Ky. 60  61
			298  Ga. Southern 62 52
			337  Western Caro. 40  51
			346  South Carolina St. 66 55
LAST 10 Division I			
196  Furman 61 55	270  ETSU 66  72		
265  Wofford 54 53	175  Samford 64  72		
337  Western Caro. 40  51	265  Wofford 49  77		
153  UNC Greensboro 51  67	196  Furman 49  62		
234  Chattanooga 55 48	163  Columbia 48  77		

Non-Div I Games: LaGrange 74 47

Mercer

Average RPI Win:	270	WON-LOST	WINNING	LAST 10	STRENGTH OF	OPP. STRENGTH	TEAM	ADJ.	CONF.	ADJ CONF.
Average RPI Loss:	195	RECORD	PCT. RANK	GAMES	SCHEDULE	OF SCHEDULE	RPI	RPI	RPI	RPI
DIV. I ONLY	12- 8	109	7-3	299	341	206	206	30	30	
DIV. I NON-CONF.	5- 4	140	0	206	285	153	153	30	30	
TOTALS	RPI 1-25	RPI 26-50	W-L RECORDS	RPI 51-100	RPI 101-150	RPI 150+				
12- 8	0- 0	0- 0	OVERALL	0- 0	1- 4	11- 4				
7- 3	0- 0	0- 0	HOME	0- 0	0- 2	7- 1				
5- 5	0- 0	0- 0	AWAY	0- 0	1- 2	4- 3				
0- 0	0- 0	0- 0	NEUTRAL	0- 0	0- 0	0- 0				
5- 4	0- 0	0- 0	NON-CONFERENCE	0- 0	1- 2	4- 2				
3- 1	0- 0	0- 0	HOME	0- 0	0- 1	3- 0				
2- 3	0- 0	0- 0	AWAY	0- 0	1- 1	1- 2				
0- 0	0- 0	0- 0	NEUTRAL	0- 0	0- 0	0- 0				
7- 4	0- 0	0- 0	CONFERENCE	0- 0	0- 2	7- 2				
4- 2	0- 0	0- 0	HOME	0- 0	0- 1	4- 1				
3- 2	0- 0	0- 0	AWAY	0- 0	0- 1	3- 1				
0- 0	0- 0	0- 0	NEUTRAL	0- 0	0- 0	0- 0				

RPI 1-25			RPI 26-50			RPI 51-100			RPI 101+			Team's RPI: 206
RPI	S	Opponent	Score	RPI	S	Opponent	Score	RPI	S	Opponent	Score	
								122	H	Lehigh	68	72
								141	A	Holy Cross	42	68
								146	A	Robert Morris	50	72
								146	H	Robert Morris	62	68
								149	A	Massachusetts	79	64
								171	A	Illinois	72	75
								199	A	Dartmouth	52	57
								202	H	Mt. St. Mary's	76	55
								215	A	Brown	72	57
								217	H	UMass Lowell	73	50
								256	H	New Hampshire	64	54
								261	A	Saint Francis (PA)	71	56
								296	A	Sacred Heart	60	63
								305	H	Vermont	78	53
								311	H	St. Francis Brooklyn	80	54
								317	H	Bryant	78	66
								325	H	Fairleigh Dickinson	62	51
								336	A	LIU Brooklyn	66	63
								336	H	LIU Brooklyn	60	68
								344	A	Central Conn. St.	65	56
LAST 10 Division I												
								336	A	LIU Brooklyn	66	63
								311	H	St. Francis Brooklyn	80	54
								336	H	LIU Brooklyn	60	68
								325	H	Fairleigh Dickinson	62	51
								261	A	Saint Francis (PA)	71	56
								146	A	Robert Morris	50	72
								202	H	Mt. St. Mary's	76	55
								344	A	Central Conn. St.	65	56
								317	H	Bryant	78	66
								146	H	Robert Morris	62	68

Non-Div I Games: Eastern Nazarene 82 50 Fisher 81 42

Merrimack

Loss, Non-Conf, S Site, H Home A Away N Neutral

Average RPI Win:	137	WON-LOST	WINNING	LAST 10	STRENGTH OF	OPP. STRENGTH	TEAM	ADJ.	CONF.	ADJ CONF.
Average RPI Loss:	41	RECORD	PCT. RANK	GAMES	SCHEDULE	OF SCHEDULE	RPI	RPI	RPI	RPI
DIV. I ONLY	12- 11	165	3-7	10	53	74	74	5	5	
DIV. I NON-CONF.	8- 3	68	0	8	74	32	32	3	3	
TOTALS	RPI 1-25	RPI 26-50	W-L RECORDS	RPI 51-100	RPI 101-150	RPI 150+				
12- 11	0- 6	0- 2	OVERALL	5- 2	2- 1	5- 0				
11- 5	0- 4	0- 1	HOME	5- 0	1- 0	5- 0				
0- 6	0- 2	0- 1	AWAY	0- 2	0- 1	0- 0				
1- 0	0- 0	0- 0	NEUTRAL	0- 0	1- 0	0- 0				
8- 3	0- 3	0- 0	NON-CONFERENCE	3- 0	1- 0	4- 0				
7- 2	0- 2	0- 0	HOME	3- 0	0- 0	4- 0				
0- 1	0- 1	0- 0	AWAY	0- 0	0- 0	0- 0				
1- 0	0- 0	0- 0	NEUTRAL	0- 0	1- 0	0- 0				
4- 8	0- 3	0- 2	CONFERENCE	2- 2	1- 1	1- 0				
4- 3	0- 2	0- 1	HOME	2- 0	1- 0	1- 0				
0- 5	0- 1	0- 1	AWAY	0- 2	0- 1	0- 0				
0- 0	0- 0	0- 0	NEUTRAL	0- 0	0- 0	0- 0				

RPI 1-25				RPI 26-50				RPI 51-100				RPI 101+			
RPI	S	Opponent	Score	RPI	S	Opponent	Score	RPI	S	Opponent	Score	RPI	S	Opponent	Score
12	H	Louisville	41 87	33	A	Virginia Tech	45 69	55	H	IUPUI	74 65	103	A	Notre Dame	53 76
14	H	Oregon St.	53 75	36	H	Duke	55 74	77	A	North Carolina	58 78	116	H	Wake Forest	59 56
15	H	Indiana	45 58					88	H	Syracuse	77 62	139	N	N.C. A&T	68 67
20	A	DePaul	83 89					89	A	Georgia Tech	54 61	157	H	Jackson St.	83 68
24	A	Florida St.	61 79					89	H	Georgia Tech	54 49	168	H	Miami (OH)	80 62
24	H	Florida St.	62 73					93	H	Washington St.	74 68	197	H	Clemson	68 64
								95	H	North Florida	78 55	200	H	Binghamton	79 56
												244	H	UNC Asheville	75 46
LAST 10 Division I															
36	H	Duke	55 74	103	A	Notre Dame	53 76								
33	A	Virginia Tech	45 69	77	A	North Carolina	58 78								
89	H	Georgia Tech	54 49	88	H	Syracuse	77 62								
24	A	Florida St.	61 79	12	H	Louisville	41 87								
197	H	Clemson	68 64	24	H	Florida St.	62 73								

Non-Div I Games:

Miami (FL)

■ Loss, 
 ■ Non-Conf, S Site, 
 ■ Home 
 ■ Away 
 N Neutral

Average RPI Win:	249	WON-LOST	WINNING	LAST 10	STRENGTH OF	OPP. STRENGTH	TEAM	ADJ.	CONF.	ADJ CONF.
Average RPI Loss:	84	RECORD	PCT. RANK	GAMES	SCHEDULE	OF SCHEDULE	RPI	RPI	RPI	RPI
DIV. I ONLY	10- 12	208	4-6	167	95	168	168	10	10	
DIV. I NON-CONF.	6- 5	151	0	261	124	145	145	10	10	
TOTALS	RPI 1-25	RPI 26-50	W-L RECORDS	RPI 51-100	RPI 101-150	RPI 150+				
10- 12	0- 3	0- 1	OVERALL	0- 3	1- 3	9- 2				
5- 3	0- 1	0- 0	HOME	0- 0	1- 2	4- 0				
4- 8	0- 2	0- 1	AWAY	0- 3	0- 0	4- 2				
1- 1	0- 0	0- 0	NEUTRAL	0- 0	0- 1	1- 0				
6- 5	0- 1	0- 1	NON-CONFERENCE	0- 2	0- 1	6- 0				
2- 0	0- 0	0- 0	HOME	0- 0	0- 0	2- 0				
3- 4	0- 1	0- 1	AWAY	0- 2	0- 0	3- 0				
1- 1	0- 0	0- 0	NEUTRAL	0- 0	0- 1	1- 0				
4- 7	0- 2	0- 0	CONFERENCE	0- 1	1- 2	3- 2				
3- 3	0- 1	0- 0	HOME	0- 0	1- 2	2- 0				
1- 4	0- 1	0- 0	AWAY	0- 1	0- 0	1- 2				
0- 0	0- 0	0- 0	NEUTRAL	0- 0	0- 0	0- 0				

RPI 1-25				RPI 26-50				RPI 51-100				RPI 101+ Team's RPI: 168			
RPI	S	Opponent	Score	RPI	S	Opponent	Score	RPI	S	Opponent	Score	RPI	S	Opponent	Score
18	A	Central Mich.	70 76	43	A	Bradley	68 79	70	A	Ball St.	63 80	107	H	Buffalo	72 86
18	H	Central Mich.	87 99					74	A	Miami (FL)	62 80	108	N	Liberty	53 65
20	A	DePaul	79 98					82	A	Cincinnati	68 98	111	H	Kent St.	75 78
												147	H	Toledo	92 83
												165	A	Eastern Mich.	53 80
												173	H	Northern Ill.	66 64
												178	H	Western Mich.	70 67
												194	A	Akron	62 70
												236	A	South Alabama	76 73
												249	A	Bowling Green	80 59
												271	A	Eastern Ky.	75 57
												277	A	Pittsburgh	80 71
												289	N	Prairie View	65 52
												327	H	Evansville	72 64
												342	H	UIC	85 35
LAST 10 Division I															
18	H	Central Mich.	87 99	194	A	Akron	62 70								
147	H	Toledo	92 83	111	H	Kent St.	75 78								
178	H	Western Mich.	70 67	165	A	Eastern Mich.	53 80								
249	A	Bowling Green	80 59	18	A	Central Mich.	70 76								
70	A	Ball St.	63 80	173	H	Northern Ill.	66 64								

Non-Div I Games: Tiffin 83 51

Miami (OH)

Loss, Non-Conf, S Site, H Home A Away N Neutral

## Michigan

Through Games Of Feb. 9, 2020

Average RPI Win:	139	WON-LOST	WINNING	LAST 10	STRENGTH OF	OPP. STRENGTH	TEAM	ADJ.	CONF.	ADJ CONF.
Average RPI Loss:	35	RECORD	PCT. RANK	GAMES	SCHEDULE	OF SCHEDULE	RPI	RPI	RPI	RPI
DIV. I ONLY	15- 7	65	6-4	28	32	37	37	2	2	
DIV. I NON-CONF.	9- 2	38	0	112	148	56	56	2	2	
TOTALS	RPI 1-25	RPI 26-50	W-L RECORDS	RPI 51-100	RPI 101-150	RPI 150+				
15- 7	1- 4	3- 1	OVERALL	2- 1	2- 1	7- 0				
11- 2	1- 1	3- 0	HOME	2- 0	0- 1	5- 0				
3- 4	0- 2	0- 1	AWAY	0- 1	1- 0	2- 0				
1- 1	0- 1	0- 0	NEUTRAL	0- 0	1- 0	0- 0				
9- 2	0- 1	1- 0	NON-CONFERENCE	1- 0	1- 1	6- 0				
6- 1	0- 0	1- 0	HOME	1- 0	0- 1	4- 0				
2- 0	0- 0	0- 0	AWAY	0- 0	0- 0	2- 0				
1- 1	0- 1	0- 0	NEUTRAL	0- 0	1- 0	0- 0				
6- 5	1- 3	2- 1	CONFERENCE	1- 1	1- 0	1- 0				
5- 1	1- 1	2- 0	HOME	1- 0	0- 0	1- 0				
1- 4	0- 2	0- 1	AWAY	0- 1	1- 0	0- 0				
0- 0	0- 0	0- 0	NEUTRAL	0- 0	0- 0	0- 0				

RPI 1-25				RPI 26-50				Team's RPI: 37				RPI 51-100				RPI 101+			
RPI	S	Opponent	Score	RPI	S	Opponent	Score	RPI	S	Opponent	Score	RPI	S	Opponent	Score	RPI	S	Opponent	Score
3	A	Maryland	55 70	26	A	Ohio St.	69 78	72	A	Nebraska	71 74	103	H	Notre Dame	72 76				
3	H	Maryland	49 77	40	H	Purdue	66 63	88	H	Syracuse	84 76	111	N	Kent St.	88 53				
6	H	Iowa	78 63	43	H	Bradley	77 57	100	H	Michigan St.	89 69	128	A	Wisconsin	68 56				
16	A	Northwestern	73 81	48	H	Rutgers	71 57					165	A	Eastern Mich.	57 38				
24	N	Florida St.	69 79									178	H	Western Mich.	76 55				
												194	A	Akron	80 71				
												204	H	Penn St.	82 48				
												250	H	Appalachian St.	62 35				
												254	H	Morgan St.	80 48				
												281	H	Oakland	79 64				
LAST 10 Division I																			
40	H	Purdue	66 63	128	A	Wisconsin	68 56												
6	H	Iowa	78 63	3	H	Maryland	49 77												
16	A	Northwestern	73 81	26	A	Ohio St.	69 78												
48	H	Rutgers	71 57	100	H	Michigan St.	89 69												
72	A	Nebraska	71 74	204	H	Penn St.	82 48												

Non-Div I Games:

Michigan

■ Loss, 
■ Non-Conf, 
■ S Site, 
■ H Home 
■ A Away 
N Neutral

Average RPI Win:	170	WON-LOST	WINNING	LAST 10	STRENGTH OF	OPP. STRENGTH	TEAM	ADJ.	CONF.	ADJ CONF.
Average RPI Loss:	46	RECORD	PCT. RANK	GAMES	SCHEDULE	OF SCHEDULE	RPI	RPI	RPI	RPI
DIV. I ONLY	11- 11	175	4-6	63	7	100	100	2	2	
DIV. I NON-CONF.	7- 4	100	0	247	46	151	151	2	2	
TOTALS	RPI 1-25	RPI 26-50	W-L RECORDS	RPI 51-100	RPI 101-150	RPI 150+				
11- 11	0- 6	2- 3	OVERALL	1- 1	3- 0	5- 1				
8- 2	0- 1	1- 1	HOME	1- 0	1- 0	5- 0				
2- 6	0- 4	1- 1	AWAY	0- 0	1- 0	0- 1				
1- 3	0- 1	0- 1	NEUTRAL	0- 1	1- 0	0- 0				
7- 4	0- 2	0- 1	NON-CONFERENCE	0- 1	2- 0	5- 0				
5- 0	0- 0	0- 0	HOME	0- 0	0- 0	5- 0				
1- 1	0- 1	0- 0	AWAY	0- 0	1- 0	0- 0				
1- 3	0- 1	0- 1	NEUTRAL	0- 1	1- 0	0- 0				
4- 7	0- 4	2- 2	CONFERENCE	1- 0	1- 0	0- 1				
3- 2	0- 1	1- 1	HOME	1- 0	1- 0	0- 0				
1- 5	0- 3	1- 1	AWAY	0- 0	0- 0	0- 1				
0- 0	0- 0	0- 0	NEUTRAL	0- 0	0- 0	0- 0				

RPI 1-25				RPI 26-50				RPI 51-100 Team's RPI: 100				RPI 101+			
RPI	S	Opponent	Score	RPI	S	Opponent	Score	RPI	S	Opponent	Score	RPI	S	Opponent	Score
3	A	Maryland	53 94	26	H	Ohio St.	68 65	72	H	Nebraska	78 70	103	A	Notre Dame	72 69
6	A	Iowa	57 74	37	A	Michigan	69 89	88	N	Syracuse	63 77	119	N	Kansas St.	65 60
15	A	Indiana	67 79	40	H	Purdue	66 76					128	H	Wisconsin	69 52
16	H	Northwestern	48 76	46	N	West Virginia	57 63					165	H	Eastern Mich.	85 50
22	N	LSU	56 58	48	A	Rutgers	66 55					204	A	Penn St.	73 86
24	A	Florida St.	68 78									248	H	Morehead St.	93 48
												281	H	Oakland	76 56
												328	H	Detroit Mercy	110 52
												348	H	Hartford	79 34
LAST 10 Division I															
3	A	Maryland	53 94	26	H	Ohio St.	68 65								
40	H	Purdue	66 76	128	H	Wisconsin	69 52								
6	A	Iowa	57 74	204	A	Penn St.	73 86								
16	H	Northwestern	48 76	37	A	Michigan	69 89								
48	A	Rutgers	66 55	72	H	Nebraska	78 70								

Non-Div I Games:

Michigan St.

■ Loss, 
■ Non-Conf, 
■ S Site, 
■ H Home 
■ A Away 
N Neutral



Average RPI Win:	193	WON-LOST	WINNING	LAST 10	STRENGTH OF	OPP. STRENGTH	TEAM	ADJ.	CONF.	ADJ CONF.
Average RPI Loss:	64	RECORD	PCT. RANK	GAMES	SCHEDULE	OF SCHEDULE	RPI	RPI	RPI	RPI
DIV. I ONLY	16- 8	74	7-3	79	97	60	60	13	13	
DIV. I NON-CONF.	8- 4	90	0	49	26	52	52	14	14	
TOTALS	RPI 1-25	RPI 26-50	W-L RECORDS	RPI 51-100	RPI 101-150	RPI 150+				
16- 8	1- 1	0- 4	OVERALL	1- 2	3- 0	11- 1				
10- 2	1- 0	0- 2	HOME	1- 0	1- 0	7- 0				
5- 4	0- 0	0- 1	AWAY	0- 2	1- 0	4- 1				
1- 2	0- 1	0- 1	NEUTRAL	0- 0	1- 0	0- 0				
8- 4	1- 1	0- 2	NON-CONFERENCE	0- 1	3- 0	4- 0				
5- 1	1- 0	0- 1	HOME	0- 0	1- 0	3- 0				
2- 1	0- 0	0- 0	AWAY	0- 1	1- 0	1- 0				
1- 2	0- 1	0- 1	NEUTRAL	0- 0	1- 0	0- 0				
8- 4	0- 0	0- 2	CONFERENCE	1- 1	0- 0	7- 1				
5- 1	0- 0	0- 1	HOME	1- 0	0- 0	4- 0				
3- 3	0- 0	0- 1	AWAY	0- 1	0- 0	3- 1				
0- 0	0- 0	0- 0	NEUTRAL	0- 0	0- 0	0- 0				

RPI 1-25				RPI 26-50				RPI 51-100				Team's RPI: 60		RPI 101+			
RPI	S	Opponent	Score	RPI	S	Opponent	Score	RPI	S	Opponent	Score			RPI	S	Opponent	Score
11	N	Gonzaga	50 62	27	N	Arizona St.	60 61	57	A	Belmont	57 68			114	H	VCU	86 63
23	H	TCU	82 70	28	H	Kentucky	52 67	76	H	Charlotte	83 59			127	N	Auburn	73 50
				30	A	Western Ky.	63 71	87	A	Rice	60 77			144	A	Tulane	64 62
				32	H	Old Dominion	56 67							162	H	Tennessee Tech	64 58
														181	H	Fla. Atlantic	81 66
														196	H	Furman	78 62
														212	H	UTEP	76 60
														218	A	Southern Miss.	77 69
														242	A	Louisiana Tech	60 78
														247	A	Marshall	75 55
														258	A	North Texas	80 60
														262	A	East Carolina	68 66
														275	H	Lipscomb	70 49
														286	H	FIU	72 56
														299	H	UTSA	69 48
LAST 10 Division I																	
				87	A	Rice	60 77	242	A	Louisiana Tech	60 78						
				258	A	North Texas	80 60	286	H	FIU	72 56						
				299	H	UTSA	69 48	181	H	Fla. Atlantic	81 66						
				212	H	UTEP	76 60	30	A	Western Ky.	63 71						
				218	A	Southern Miss.	77 69	247	A	Marshall	75 55						

Non-Div I Games:

Middle Tenn.

■ Loss, 
 ■ Non-Conf, S Site, 
 ■ Home 
 ■ Away 
 N Neutral

Average RPI Win: <b>233</b>	WON-LOST	WINNING	LAST 10	STRENGTH OF	OPP. STRENGTH	TEAM	ADJ.	CONF.	ADJ CONF.
Average RPI Loss: <b>141</b>	RECORD	PCT. RANK	GAMES	SCHEDULE	OF SCHEDULE	RPI	RPI	RPI	RPI
DIV. I ONLY	8- 14	257	5-5	172	182	235	235	22	22
DIV. I NON-CONF.	2- 8	295	0	147	58	289	289	19	19
TOTALS	RPI 1-25	RPI 26-50	W-L RECORDS	RPI 51-100	RPI 101-150	RPI 150+			
8- 14	0- 1	0- 2	OVERALL	0- 2	1- 2	7- 7			
5- 5	0- 0	0- 1	HOME	0- 1	1- 0	4- 3			
3- 9	0- 1	0- 1	AWAY	0- 1	0- 2	3- 4			
0- 0	0- 0	0- 0	NEUTRAL	0- 0	0- 0	0- 0			
2- 8	0- 1	0- 2	NON-CONFERENCE	0- 1	0- 1	2- 3			
2- 3	0- 0	0- 1	HOME	0- 0	0- 0	2- 2			
0- 5	0- 1	0- 1	AWAY	0- 1	0- 1	0- 1			
0- 0	0- 0	0- 0	NEUTRAL	0- 0	0- 0	0- 0			
6- 6	0- 0	0- 0	CONFERENCE	0- 1	1- 1	5- 4			
3- 2	0- 0	0- 0	HOME	0- 1	1- 0	2- 1			
3- 4	0- 0	0- 0	AWAY	0- 0	0- 1	3- 3			
0- 0	0- 0	0- 0	NEUTRAL	0- 0	0- 0	0- 0			

RPI 1-25				RPI 26-50				RPI 51-100				RPI 101+ Team's RPI: 235			
RPI	S	Opponent	Score	RPI	S	Opponent	Score	RPI	S	Opponent	Score	RPI	S	Opponent	Score
20	A	DePaul	65 <b>94</b>	35	H	Marquette	56 <b>78</b>	52	A	Minnesota	61 <b>77</b>	128	A	Wisconsin	40 <b>71</b>
				40	A	Purdue	55 <b>68</b>	55	H	IUPUI	52 <b>75</b>	140	A	Green Bay	48 <b>61</b>
												140	H	Green Bay	65 60
												156	A	Wright St.	77 67
												156	H	Wright St.	60 58
												163	A	Columbia	46 <b>74</b>
												173	H	Northern Ill.	78 65
												191	A	Cleveland St.	49 <b>58</b>
												201	A	Northern Ky.	37 <b>61</b>
												201	H	Northern Ky.	49 <b>61</b>
												211	H	North Dakota	58 <b>66</b>
												246	A	Youngstown St.	74 62
												249	H	Bowling Green	51 <b>63</b>
												281	A	Oakland	62 <b>78</b>
												326	H	Ark.-Pine Bluff	69 55
												328	A	Detroit Mercy	63 48
												342	H	UIC	71 55
LAST 10 Division I															
140	H	Green Bay	65 60	55	H	IUPUI	52 <b>75</b>								
156	A	Wright St.	77 67	342	H	UIC	71 55								
201	A	Northern Ky.	37 <b>61</b>	281	A	Oakland	62 <b>78</b>								
246	A	Youngstown St.	74 62	328	A	Detroit Mercy	63 48								
191	A	Cleveland St.	49 <b>58</b>	140	A	Green Bay	48 <b>61</b>								

Non-Div I Games: Wis.-Parkside 84 77

Milwaukee

■ Loss, 
 ■ Non-Conf, 
 ■ S Site, 
 ■ H Home 
 ■ A Away 
 N Neutral

Average RPI Win:	144	WON-LOST	WINNING	LAST 10	STRENGTH OF	OPP. STRENGTH	TEAM	ADJ.	CONF.	ADJ CONF.
Average RPI Loss:	55	RECORD	PCT. RANK	GAMES	SCHEDULE	OF SCHEDULE	RPI	RPI	RPI	RPI
DIV. I ONLY	15- 8	84	4-6	42	36	52	52	2	2	
DIV. I NON-CONF.	10- 1	20	0	96	107	27	27	2	2	
TOTALS	RPI 1-25	RPI 26-50	W-L RECORDS	RPI 51-100	RPI 101-150	RPI 150+				
15- 8	0- 4	3- 1	OVERALL	2- 1	4- 1	6- 1				
9- 5	0- 3	2- 1	HOME	2- 0	1- 1	4- 0				
6- 3	0- 1	1- 0	AWAY	0- 1	3- 0	2- 1				
0- 0	0- 0	0- 0	NEUTRAL	0- 0	0- 0	0- 0				
10- 1	0- 1	1- 0	NON-CONFERENCE	1- 0	3- 0	5- 0				
7- 1	0- 1	1- 0	HOME	1- 0	1- 0	4- 0				
3- 0	0- 0	0- 0	AWAY	0- 0	2- 0	1- 0				
0- 0	0- 0	0- 0	NEUTRAL	0- 0	0- 0	0- 0				
5- 7	0- 3	2- 1	CONFERENCE	1- 1	1- 1	1- 1				
2- 4	0- 2	1- 1	HOME	1- 0	0- 1	0- 0				
3- 3	0- 1	1- 0	AWAY	0- 1	1- 0	1- 1				
0- 0	0- 0	0- 0	NEUTRAL	0- 0	0- 0	0- 0				

RPI 1-25				RPI 26-50				RPI 51-100				RPI 101+			
RPI	S	Opponent	Score	RPI	S	Opponent	Score	RPI	S	Opponent	Score	RPI	S	Opponent	Score
4	H	Missouri St.	69 77	26	H	Ohio St.	63 66	72	A	Nebraska	58 72	103	A	Notre Dame	75 67
6	H	Iowa	75 76	27	H	Arizona St.	80 66	72	H	Nebraska	67 61	122	H	Lehigh	77 49
15	A	Indiana	52 65	40	A	Purdue	72 59	91	H	Montana St.	71 60	128	A	Wisconsin	73 64
16	H	Northwestern	54 56	48	H	Rutgers	73 71					128	H	Wisconsin	62 72
												137	A	George Washington	83 50
												159	H	UC Davis	76 67
												171	A	Illinois	71 74
												177	A	American	70 53
												204	A	Penn St.	81 74
												235	H	Milwaukee	77 61
												305	H	Vermont	90 58
												317	H	Bryant	101 56
LAST 10 Division I															
128	A	Wisconsin	73 64	40	A	Purdue	72 59								
48	H	Rutgers	73 71	6	H	Iowa	75 76								
72	H	Nebraska	67 61	171	A	Illinois	71 74								
15	A	Indiana	52 65	16	H	Northwestern	54 56								
128	H	Wisconsin	62 72	72	A	Nebraska	58 72								

Non-Div I Games:

Minnesota

■ Loss, 
■ Non-Conf, 
■ S Site, 
■ H Home 
■ A Away 
N Neutral

Average RPI Win:	121	WON-LOST	WINNING	LAST 10	STRENGTH OF	OPP. STRENGTH	TEAM	ADJ.	CONF.	ADJ CONF.
Average RPI Loss:	19	RECORD	PCT. RANK	GAMES	SCHEDULE	OF SCHEDULE	RPI	RPI	RPI	RPI
DIV. I ONLY	22- 3	12	9-1	23	27	9	9	4	4	
DIV. I NON-CONF.	12- 2	28	0	34	51	12	12	5	5	
TOTALS	RPI 1-25	RPI 26-50	W-L RECORDS	RPI 51-100	RPI 101-150	RPI 150+				
22- 3	2- 2	2- 1	OVERALL	6- 0	5- 0	7- 0				
11- 1	2- 0	0- 1	HOME	3- 0	2- 0	4- 0				
7- 1	0- 1	2- 0	AWAY	1- 0	2- 0	2- 0				
4- 1	0- 1	0- 0	NEUTRAL	2- 0	1- 0	1- 0				
12- 2	0- 1	1- 1	NON-CONFERENCE	4- 0	1- 0	6- 0				
5- 1	0- 0	0- 1	HOME	2- 0	0- 0	3- 0				
3- 0	0- 0	1- 0	AWAY	0- 0	0- 0	2- 0				
4- 1	0- 1	0- 0	NEUTRAL	2- 0	1- 0	1- 0				
10- 1	2- 1	1- 0	CONFERENCE	2- 0	4- 0	1- 0				
6- 0	2- 0	0- 0	HOME	1- 0	2- 0	1- 0				
4- 1	0- 1	1- 0	AWAY	1- 0	2- 0	0- 0				
0- 0	0- 0	0- 0	NEUTRAL	0- 0	0- 0	0- 0				

RPI 1-25				RPI 26-50				RPI 51-100				RPI 101+			
RPI	S	Opponent	Score	RPI	S	Opponent	Score	RPI	S	Opponent	Score	RPI	S	Opponent	Score
2	A	South Carolina	79 81	35	A	Marquette	74 68	51	N	Virginia	72 59	106	A	Vanderbilt	68 52
10	N	Stanford	62 67	45	A	Tennessee	72 55	58	H	Troy	122 82	127	H	Auburn	78 73
17	H	Texas A&M	69 57	46	H	West Virginia	65 71	67	N	South Fla.	86 61	131	A	Missouri	79 64
22	H	LSU	64 60					68	H	UT Martin	82 46	133	H	Florida	93 47
								83	A	Georgia	73 66	140	N	Green Bay	83 58
								83	H	Georgia	67 53	157	A	Jackson St.	92 53
												166	A	Louisiana	64 48
												183	H	Little Rock	89 50
												218	H	Southern Miss.	91 58
												240	H	Murray St.	124 43
												243	N	San Francisco	73 38
												279	H	Ole Miss	80 39
LAST 10 Division I															
17	H	Texas A&M	69 57	106	A	Vanderbilt	68 52								
45	A	Tennessee	72 55	2	A	South Carolina	79 81								
83	H	Georgia	67 53	22	H	LSU	64 60								
127	H	Auburn	78 73	131	A	Missouri	79 64								
279	H	Ole Miss	80 39	83	A	Georgia	73 66								

Non-Div I Games:

Mississippi St.

■ Loss, 
 ■ Non-Conf, 
 ■ S Site, 
 ■ H Home 
 ■ A Away 
 N Neutral

## Mississippi Val.

Through Games Of Feb. 9, 2020

Average RPI Win:	348	WON-LOST	WINNING	LAST 10	STRENGTH OF	OPP. STRENGTH	TEAM	ADJ.	CONF.	ADJ CONF.
Average RPI Loss:	250	RECORD	PCT. RANK	GAMES	SCHEDULE	OF SCHEDULE	RPI	RPI	RPI	RPI
DIV. I ONLY	2- 19	341	1-9	351	343	351	351	32	32	
DIV. I NON-CONF.	1- 10	329	0	341	321	350	350	31	31	
TOTALS	RPI 1-25	RPI 26-50	W-L RECORDS	RPI 51-100	RPI 101-150	RPI 150+				
2- 19	0- 0	0- 0	OVERALL	0- 0	0- 1	2- 18				
2- 7	0- 0	0- 0	HOME	0- 0	0- 0	2- 7				
0- 11	0- 0	0- 0	AWAY	0- 0	0- 1	0- 10				
0- 1	0- 0	0- 0	NEUTRAL	0- 0	0- 0	0- 1				
1- 10	0- 0	0- 0	NON-CONFERENCE	0- 0	0- 0	1- 10				
1- 2	0- 0	0- 0	HOME	0- 0	0- 0	1- 2				
0- 7	0- 0	0- 0	AWAY	0- 0	0- 0	0- 7				
0- 1	0- 0	0- 0	NEUTRAL	0- 0	0- 0	0- 1				
1- 9	0- 0	0- 0	CONFERENCE	0- 0	0- 1	1- 8				
1- 5	0- 0	0- 0	HOME	0- 0	0- 0	1- 5				
0- 4	0- 0	0- 0	AWAY	0- 0	0- 1	0- 3				
0- 0	0- 0	0- 0	NEUTRAL	0- 0	0- 0	0- 0				

RPI 1-25				RPI 26-50				RPI 51-100				RPI 101+				Team's RPI: 351	
RPI	S	Opponent	Score	RPI	S	Opponent	Score	RPI	S	Opponent	Score	RPI	S	Opponent	Score		
												113	A	Texas Southern	58	88	
												152	A	North Ala.	60	86	
												157	H	Jackson St.	61	90	
												161	A	Memphis	54	91	
												195	H	Austin Peay	82	100	
												205	A	Wyoming	22	95	
												218	A	Southern Miss.	80	84	
												240	H	Murray St.	66	72	
												241	H	Southern U.	54	84	
												268	A	Colorado St.	46	65	
												273	A	Alabama A&M	48	68	
												279	A	Ole Miss	53	72	
												289	A	Prairie View	47	81	
												303	N	Omaha	70	78	
												319	H	Alcorn	67	81	
												326	H	Ark.-Pine Bluff	77	80	
												331	A	Alabama St.	64	77	
												331	H	Alabama St.	61	66	
												345	A	La.-Monroe	66	74	
												347	H	Florida A&M	71	70	
												349	H	Grambling	68	57	
LAST 10 Division I																	
				331	H	Alabama St.	61	66				241	H	Southern U.	54	84	
				349	H	Grambling	68	57				319	H	Alcorn	67	81	
				157	H	Jackson St.	61	90				273	A	Alabama A&M	48	68	
				289	A	Prairie View	47	81				331	A	Alabama St.	64	77	
				113	A	Texas Southern	58	88				326	H	Ark.-Pine Bluff	77	80	

Non-Div I Games:

Mississippi Val.

■ Loss, 
 ■ Non-Conf, 
 ■ S Site, 
 ■ H Home 
 ■ A Away 
 N Neutral

Average RPI Win:	170	WON-LOST	WINNING	LAST 10	STRENGTH OF	OPP. STRENGTH	TEAM	ADJ.	CONF.	ADJ CONF.
Average RPI Loss:	68	RECORD	PCT. RANK	GAMES	SCHEDULE	OF SCHEDULE	RPI	RPI	RPI	RPI
DIV. I ONLY	6- 17	300	3-7	3	60	131	131	4	4	
DIV. I NON-CONF.	3- 10	282	0	36	122	223	223	5	5	
TOTALS	RPI 1-25	RPI 26-50	W-L RECORDS	RPI 51-100	RPI 101-150	RPI 150+				
6- 17	1- 5	0- 6	OVERALL	2- 2	0- 1	3- 3				
4- 8	1- 3	0- 3	HOME	1- 1	0- 0	2- 1				
2- 7	0- 2	0- 3	AWAY	1- 0	0- 1	1- 1				
0- 2	0- 0	0- 0	NEUTRAL	0- 1	0- 0	0- 1				
3- 10	0- 2	0- 2	NON-CONFERENCE	1- 2	0- 1	2- 3				
3- 4	0- 1	0- 1	HOME	1- 1	0- 0	2- 1				
0- 4	0- 1	0- 1	AWAY	0- 0	0- 1	0- 1				
0- 2	0- 0	0- 0	NEUTRAL	0- 1	0- 0	0- 1				
3- 7	1- 3	0- 4	CONFERENCE	1- 0	0- 0	1- 0				
1- 4	1- 2	0- 2	HOME	0- 0	0- 0	0- 0				
2- 3	0- 1	0- 2	AWAY	1- 0	0- 0	1- 0				
0- 0	0- 0	0- 0	NEUTRAL	0- 0	0- 0	0- 0				

RPI 1-25				RPI 26-50				RPI 51-100				RPI 101+ Team's RPI: 131			
RPI	S	Opponent	Score	RPI	S	Opponent	Score	RPI	S	Opponent	Score	RPI	S	Opponent	Score
2	H	South Carolina	45 78	28	H	Kentucky	47 62	72	H	Nebraska	85 90	140	A	Green Bay	64 72
4	A	Missouri St.	72 79	39	A	Arkansas	73 90	77	N	North Carolina	69 82	171	H	Illinois	51 58
9	H	Mississippi St.	64 79	39	H	Arkansas	81 85	83	A	Georgia	73 65	193	N	New Mexico	68 71
17	A	Texas A&M	53 72	42	A	South Dakota	56 72	90	H	Saint Louis	83 58	209	H	Western Ill.	97 89
19	H	Princeton	33 68	45	A	Tennessee	66 77					219	A	UMKC	56 59
22	H	LSU	69 65	47	H	UNI	73 78					279	A	Ole Miss	71 57
												338	H	SIUE	68 51
LAST 10 Division I															
83	A	Georgia	73 65	2	H	South Carolina	45 78								
39	H	Arkansas	81 85	39	A	Arkansas	73 90								
28	H	Kentucky	47 62	9	H	Mississippi St.	64 79								
17	A	Texas A&M	53 72	22	H	LSU	69 65								
279	A	Ole Miss	71 57	45	A	Tennessee	66 77								

Non-Div I Games:

Missouri

Average RPI Win:	120	WON-LOST	WINNING	LAST 10	STRENGTH OF	OPP. STRENGTH	TEAM	ADJ.	CONF.	ADJ CONF.
Average RPI Loss:	37	RECORD	PCT. RANK	GAMES	SCHEDULE	OF SCHEDULE	RPI	RPI	RPI	RPI
DIV. I ONLY	19- 3	17	9-1	15	61	4	4	7	7	
DIV. I NON-CONF.	9- 2	38	0	10	17	4	4	7	7	
TOTALS	RPI 1-25	RPI 26-50	W-L RECORDS	RPI 51-100	RPI 101-150	RPI 150+				
19- 3	0- 2	7- 0	OVERALL	2- 1	5- 0	5- 0				
9- 0	0- 0	3- 0	HOME	1- 0	3- 0	2- 0				
10- 3	0- 2	4- 0	AWAY	1- 1	2- 0	3- 0				
0- 0	0- 0	0- 0	NEUTRAL	0- 0	0- 0	0- 0				
9- 2	0- 2	2- 0	NON-CONFERENCE	1- 0	4- 0	2- 0				
5- 0	0- 0	0- 0	HOME	0- 0	3- 0	2- 0				
4- 2	0- 2	2- 0	AWAY	1- 0	1- 0	0- 0				
0- 0	0- 0	0- 0	NEUTRAL	0- 0	0- 0	0- 0				
10- 1	0- 0	5- 0	CONFERENCE	1- 1	1- 0	3- 0				
4- 0	0- 0	3- 0	HOME	1- 0	0- 0	0- 0				
6- 1	0- 0	2- 0	AWAY	0- 1	1- 0	3- 0				
0- 0	0- 0	0- 0	NEUTRAL	0- 0	0- 0	0- 0				

RPI 1-25				Team's RPI: 4				RPI 26-50				RPI 51-100				RPI 101+			
RPI	S	Opponent	Score					RPI	S	Opponent	Score					RPI	S	Opponent	Score
11	A	Gonzaga	52 64					29	A	Drake	89 83					52	A	Minnesota	77 69
14	A	Oregon St.	69 80					29	H	Drake	69 67					80	H	Illinois St.	87 74
								38	A	Oklahoma	96 90					85	A	Southern Ill.	68 70
								42	A	South Dakota	74 66							A&M-Corpus Christi	79 51
								43	H	Bradley	90 56							Boise St.	72 69
								47	A	UNI	66 55							Missouri	79 72
								47	H	UNI	80 66							Loyola Chicago	74 72
																		Wichita St.	68 55
																		Valparaiso	81 68
																		Santa Clara	71 64
																		UMKC	83 58
																		Indiana St.	76 55
																		Evansville	81 55
LAST 10 Division I																			
								29	A	Drake	89 83					282	A	Indiana St.	76 55
								47	A	UNI	66 55					85	A	Southern Ill.	68 70
								80	H	Illinois St.	87 74					47	H	UNI	80 66
								43	H	Bradley	90 56					29	H	Drake	69 67
								327	A	Evansville	81 55					184	A	Valparaiso	81 68

Non-Div I Games: William Jewell 111 39

Missouri St.

Average RPI Win: <b>282</b>	WON-LOST	WINNING	LAST 10	STRENGTH OF	OPP. STRENGTH	TEAM	ADJ.	CONF.	ADJ CONF.
Average RPI Loss: <b>161</b>	RECORD	PCT. RANK	GAMES	SCHEDULE	OF SCHEDULE	RPI	RPI	RPI	RPI
DIV. I ONLY	6- 16	294	2-8	197	255	284	284	24	24
DIV. I NON-CONF.	3- 6	235	0	132	152	187	187	25	25
TOTALS	RPI 1-25	RPI 26-50	W-L RECORDS	RPI 51-100	RPI 101-150	RPI 150+			
6- 16	0- 2	0- 0	OVERALL	0- 4	0- 2	6- 8			
3- 6	0- 0	0- 0	HOME	0- 1	0- 1	3- 4			
2- 10	0- 2	0- 0	AWAY	0- 3	0- 1	2- 4			
1- 0	0- 0	0- 0	NEUTRAL	0- 0	0- 0	1- 0			
3- 6	0- 2	0- 0	NON-CONFERENCE	0- 1	0- 2	3- 1			
1- 1	0- 0	0- 0	HOME	0- 0	0- 1	1- 0			
1- 5	0- 2	0- 0	AWAY	0- 1	0- 1	1- 1			
1- 0	0- 0	0- 0	NEUTRAL	0- 0	0- 0	1- 0			
3- 10	0- 0	0- 0	CONFERENCE	0- 3	0- 0	3- 7			
2- 5	0- 0	0- 0	HOME	0- 1	0- 0	2- 4			
1- 5	0- 0	0- 0	AWAY	0- 2	0- 0	1- 3			
0- 0	0- 0	0- 0	NEUTRAL	0- 0	0- 0	0- 0			

RPI 1-25				RPI 26-50				RPI 51-100				RPI 101+ Team's RPI: 284			
RPI	S	Opponent	Score	RPI	S	Opponent	Score	RPI	S	Opponent	Score	RPI	S	Opponent	Score
19	A	Princeton	40 <b>52</b>					71	A	Bucknell	37 <b>71</b>	118	A	San Diego	49 <b>57</b>
21	A	Arizona	34 <b>86</b>					79	A	Marist	66 <b>76</b>	142	H	Providence	52 <b>68</b>
								79	H	Marist	53 <b>74</b>	160	H	Lafayette	52 44
								99	A	Rider	25 <b>48</b>	180	A	Quinnipiac	53 <b>60</b>
												180	H	Quinnipiac	45 <b>52</b>
												224	A	Fairfield	38 <b>49</b>
												228	H	Iona	33 <b>36</b>
												231	H	Manhattan	62 60
												251	A	Loyola Maryland	48 <b>64</b>
												269	H	Niagara	70 <b>73</b>
												274	A	Siena	39 <b>51</b>
												310	A	Albany (NY)	53 41
												329	A	Saint Peter's	81 67
												329	H	Saint Peter's	59 57
												330	N	Purdue Fort Wayne	60 46
												339	H	Canisius	62 <b>71</b>
LAST 10 Division I															
329	H	Saint Peter's	59 57	269	H	Niagara	70 <b>73</b>								
180	H	Quinnipiac	45 <b>52</b>	180	A	Quinnipiac	53 <b>60</b>								
99	A	Rider	25 <b>48</b>	329	A	Saint Peter's	81 67								
79	H	Marist	53 <b>74</b>	228	H	Iona	33 <b>36</b>								
274	A	Siena	39 <b>51</b>	224	A	Fairfield	38 <b>49</b>								

Non-Div I Games:

Monmouth



Average RPI Win:	245	WON-LOST	WINNING	LAST 10	STRENGTH OF	OPP. STRENGTH	TEAM	ADJ.	CONF.	ADJ CONF.
Average RPI Loss:	129	RECORD	PCT. RANK	GAMES	SCHEDULE	OF SCHEDULE	RPI	RPI	RPI	RPI
DIV. I ONLY	11- 9	141	5-5	165	242	174	174	18	18	
DIV. I NON-CONF.	3- 4	201	0	18	305	109	109	17	17	
TOTALS	RPI 1-25	RPI 26-50	W-L RECORDS	RPI 51-100	RPI 101-150	RPI 150+				
11- 9	0- 1	0- 1	OVERALL	0- 2	1- 1	10- 4				
6- 5	0- 1	0- 0	HOME	0- 2	1- 0	5- 2				
5- 3	0- 0	0- 1	AWAY	0- 0	0- 1	5- 1				
0- 1	0- 0	0- 0	NEUTRAL	0- 0	0- 0	0- 1				
3- 4	0- 1	0- 1	NON-CONFERENCE	0- 1	0- 0	3- 1				
1- 2	0- 1	0- 0	HOME	0- 1	0- 0	1- 0				
2- 1	0- 0	0- 1	AWAY	0- 0	0- 0	2- 0				
0- 1	0- 0	0- 0	NEUTRAL	0- 0	0- 0	0- 1				
8- 5	0- 0	0- 0	CONFERENCE	0- 1	1- 1	7- 3				
5- 3	0- 0	0- 0	HOME	0- 1	1- 0	4- 2				
3- 2	0- 0	0- 0	AWAY	0- 0	0- 1	3- 1				
0- 0	0- 0	0- 0	NEUTRAL	0- 0	0- 0	0- 0				

RPI 1-25				RPI 26-50				RPI 51-100				RPI 101+				Team's RPI: 174	
RPI	S	Opponent	Score	RPI	S	Opponent	Score	RPI	S	Opponent	Score	RPI	S	Opponent	Score		
21	H	Arizona	42 77	42	A	South Dakota	64 96	59	H	Fresno St.	63 76	121	A	Idaho	51 52		
								91	H	Montana St.	61 66	121	H	Idaho	69 60		
												164	H	Southern Utah	81 74		
												186	A	Northern Ariz.	79 71		
												192	A	Portland St.	65 78		
												192	H	Portland St.	62 55		
												198	H	Idaho St.	53 67		
												203	N	Santa Clara	58 68		
												232	A	Cal St. Fullerton	71 69		
												233	H	Northern Colo.	58 67		
												237	H	Grand Canyon	72 67		
												306	A	Eastern Wash.	77 56		
												306	H	Eastern Wash.	92 54		
												308	A	Sacramento St.	64 60		
												321	H	Weber St.	85 57		
												324	A	Utah Valley	63 52		
LAST 10 Division I																	
				121	H	Idaho	69 60					198	H	Idaho St.	53 67		
				306	A	Eastern Wash.	77 56					121	A	Idaho	51 52		
				91	H	Montana St.	61 66					192	A	Portland St.	65 78		
				192	H	Portland St.	62 55					306	H	Eastern Wash.	92 54		
				321	H	Weber St.	85 57					233	H	Northern Colo.	58 67		

Non-Div I Games: Mont. St.-Northern 98 45 Mont. St. Billings 70 53

Montana

Loss, Non-Conf, S Site, H Home A Away N Neutral

Average RPI Win:	229	WON-LOST	WINNING	LAST 10	STRENGTH OF	OPP. STRENGTH	TEAM	ADJ.	CONF.	ADJ CONF.
Average RPI Loss:	69	RECORD	PCT. RANK	GAMES	SCHEDULE	OF SCHEDULE	RPI	RPI	RPI	RPI
DIV. I ONLY	13- 6	62	9-1	147	162	91	91	18	18	
DIV. I NON-CONF.	2- 5	259	0	11	65	119	119	17	17	
TOTALS	RPI 1-25	RPI 26-50	W-L RECORDS	RPI 51-100	RPI 101-150	RPI 150+				
13- 6	0- 2	0- 0	OVERALL	0- 2	1- 2	12- 0				
6- 2	0- 1	0- 0	HOME	0- 0	0- 1	6- 0				
7- 2	0- 0	0- 0	AWAY	0- 2	1- 0	6- 0				
0- 2	0- 1	0- 0	NEUTRAL	0- 0	0- 1	0- 0				
2- 5	0- 2	0- 0	NON-CONFERENCE	0- 2	0- 1	2- 0				
1- 1	0- 1	0- 0	HOME	0- 0	0- 0	1- 0				
1- 2	0- 0	0- 0	AWAY	0- 2	0- 0	1- 0				
0- 2	0- 1	0- 0	NEUTRAL	0- 0	0- 1	0- 0				
11- 1	0- 0	0- 0	CONFERENCE	0- 0	1- 1	10- 0				
5- 1	0- 0	0- 0	HOME	0- 0	0- 1	5- 0				
6- 0	0- 0	0- 0	AWAY	0- 0	1- 0	5- 0				
0- 0	0- 0	0- 0	NEUTRAL	0- 0	0- 0	0- 0				

RPI 1-25				RPI 26-50				RPI 51-100				Team's RPI: 91	RPI 101+			
RPI	S	Opponent	Score	RPI	S	Opponent	Score	RPI	S	Opponent	Score		RPI	S	Opponent	Score
11	H	Gonzaga	55 70					52	A	Minnesota	60 71		121	A	Idaho	62 56
17	N	Texas A&M	67 78					64	A	South Dakota St.	50 60		121	H	Idaho	68 69
													148	N	Wichita St.	64 66
													159	H	UC Davis	77 65
													164	H	Southern Utah	91 65
													174	A	Montana	66 61
													186	A	Northern Ariz.	72 64
													192	A	Portland St.	73 62
													198	H	Idaho St.	67 59
													233	H	Northern Colo.	91 58
													306	A	Eastern Wash.	89 85
													306	H	Eastern Wash.	79 47
													308	A	Sacramento St.	85 48
													309	A	Seattle U	73 65
													321	H	Weber St.	81 52
LAST 10 Division I																
				306	H	Eastern Wash.	79 47					306	A	Eastern Wash.	89 85	
				121	A	Idaho	62 56					192	A	Portland St.	73 62	
				174	A	Montana	66 61					121	H	Idaho	68 69	
				198	H	Idaho St.	67 59					164	H	Southern Utah	91 65	
				321	H	Weber St.	81 52					233	H	Northern Colo.	91 58	

Non-Div I Games: Carroll (MT) 67 33 Mont. St.-Northern 93 34

Montana St.

Average RPI Win: <b>299</b>	WON-LOST	WINNING	LAST 10	STRENGTH OF	OPP. STRENGTH	TEAM	ADJ.	CONF.	ADJ CONF.
Average RPI Loss: <b>134</b>	RECORD	PCT. RANK	GAMES	SCHEDULE	OF SCHEDULE	RPI	RPI	RPI	RPI
DIV. I ONLY	7- 15	271	4-6	136	297	248	248	20	20
DIV. I NON-CONF.	2- 8	295	0	68	210	256	256	24	24
TOTALS	RPI 1-25	RPI 26-50	W-L RECORDS	RPI 51-100	RPI 101-150	RPI 150+			
7- 15	0- 1	0- 1	OVERALL	0- 4	0- 2	7- 7			
4- 6	0- 0	0- 0	HOME	0- 1	0- 2	4- 3			
3- 9	0- 1	0- 1	AWAY	0- 3	0- 0	3- 4			
0- 0	0- 0	0- 0	NEUTRAL	0- 0	0- 0	0- 0			
2- 8	0- 1	0- 1	NON-CONFERENCE	0- 2	0- 1	2- 3			
2- 2	0- 0	0- 0	HOME	0- 0	0- 1	2- 1			
0- 6	0- 1	0- 1	AWAY	0- 2	0- 0	0- 2			
0- 0	0- 0	0- 0	NEUTRAL	0- 0	0- 0	0- 0			
5- 7	0- 0	0- 0	CONFERENCE	0- 2	0- 1	5- 4			
2- 4	0- 0	0- 0	HOME	0- 1	0- 1	2- 2			
3- 3	0- 0	0- 0	AWAY	0- 1	0- 0	3- 2			
0- 0	0- 0	0- 0	NEUTRAL	0- 0	0- 0	0- 0			

RPI 1-25				RPI 26-50				RPI 51-100				RPI 101+ Team's RPI: 248			
RPI	S	Opponent	Score	RPI	S	Opponent	Score	RPI	S	Opponent	Score	RPI	S	Opponent	Score
8	A	Baylor	47 <b>94</b>	28	A	Kentucky	54 <b>79</b>	57	A	Belmont	62 <b>71</b>	129	H	Southeast Mo. St.	61 <b>67</b>
								62	A	Dayton	41 <b>58</b>	139	H	N.C. A&T	56 <b>74</b>
								68	H	UT Martin	64 <b>82</b>	162	A	Tennessee Tech	75 <b>82</b>
								100	A	Michigan St.	48 <b>93</b>	162	H	Tennessee Tech	55 <b>75</b>
												184	A	Valparaiso	53 <b>55</b>
												213	H	Radford	73 62
												220	A	Eastern Ill.	62 <b>67</b>
												220	H	Eastern Ill.	51 <b>57</b>
												227	H	Stetson	55 <b>58</b>
												249	A	Bowling Green	65 <b>79</b>
												261	H	Saint Francis (PA)	65 54
												300	A	Jacksonville St.	69 55
												300	H	Jacksonville St.	67 48
												338	A	SIUE	63 55
												338	H	SIUE	75 69
												340	A	Tennessee St.	84 47
LAST 10 Division I															
220	A	Eastern Ill.	62 <b>67</b>	162	A	Tennessee Tech	75 <b>82</b>								
338	A	SIUE	63 55	57	A	Belmont	62 <b>71</b>								
68	H	UT Martin	64 <b>82</b>	340	A	Tennessee St.	84 47								
129	H	Southeast Mo. St.	61 <b>67</b>	220	H	Eastern Ill.	51 <b>57</b>								
300	A	Jacksonville St.	69 55	338	H	SIUE	75 69								

Non-Div I Games: Asbury 107 55 Midway 107 55

Morehead St.

Loss, Non-Conf, S Site, H Home A Away N Neutral

Average RPI Win: 285		WON-LOST	WINNING	LAST 10	STRENGTH OF	OPP. STRENGTH	TEAM	ADJ.	CONF.	ADJ CONF.
Average RPI Loss: 197		RECORD	PCT. RANK	GAMES	SCHEDULE	OF SCHEDULE	RPI	RPI	RPI	RPI
DIV. I ONLY		9- 12	222	7-3	334	296	254	254	29	29
DIV. I NON-CONF.		2- 9	304	0	265	214	311	311	29	29
TOTALS		RPI 1-25	RPI 26-50	W-L RECORDS	RPI 51-100	RPI 101-150	RPI 150+			
9- 12	0- 0		0- 2	OVERALL	0- 2	1- 1	8- 7			
4- 1	0- 0		0- 0	HOME	0- 0	1- 0	3- 1			
5- 9	0- 0		0- 2	AWAY	0- 1	0- 1	5- 5			
0- 2	0- 0		0- 0	NEUTRAL	0- 1	0- 0	0- 1			
2- 9	0- 0		0- 2	NON-CONFERENCE	0- 2	0- 0	2- 5			
1- 0	0- 0		0- 0	HOME	0- 0	0- 0	1- 0			
1- 7	0- 0		0- 2	AWAY	0- 1	0- 0	1- 4			
0- 2	0- 0		0- 0	NEUTRAL	0- 1	0- 0	0- 1			
7- 3	0- 0		0- 0	CONFERENCE	0- 0	1- 1	6- 2			
3- 1	0- 0		0- 0	HOME	0- 0	1- 0	2- 1			
4- 2	0- 0		0- 0	AWAY	0- 0	0- 1	4- 1			
0- 0	0- 0		0- 0	NEUTRAL	0- 0	0- 0	0- 0			

RPI 1-25				RPI 26-50				RPI 51-100				RPI 101+ Team's RPI: 254			
RPI	S	Opponent	Score	RPI	S	Opponent	Score	RPI	S	Opponent	Score	RPI	S	Opponent	Score
				35	A	Marquette	48 70	72	A	Nebraska	55 78	125	A	Bethune-Cookman	65 74
				37	A	Michigan	48 80	75	N	Stony Brook	56 63	139	H	N.C. A&T	42 38
												194	N	Akron	45 52
												247	A	Marshall	57 52
												264	A	Delaware St.	61 69
												267	A	Howard	68 52
												267	H	Howard	74 67
												293	H	Texas St.	72 62
												295	A	UMBC	63 65
												303	A	Omaha	64 70
												314	A	UMES	55 44
												314	H	UMES	61 71
												316	A	Hofstra	39 51
												329	A	Saint Peter's	77 78
												343	A	Coppin St.	47 42
												346	H	South Carolina St.	77 47
												347	A	Florida A&M	59 47
EAST 10 Division I															
				314	H	UMES	61 71	267	H	Howard	74 67				
				267	A	Howard	68 52	125	A	Bethune-Cookman	65 74				
				314	A	UMES	55 44	347	A	Florida A&M	59 47				
				343	A	Coppin St.	47 42	346	H	South Carolina St.	77 47				
				139	H	N.C. A&T	42 38	264	A	Delaware St.	61 69				

Non-Div I Games:	Washington Adventis	84	52	Notre Dame (MD)	113	34
------------------	---------------------	----	----	-----------------	-----	----

Morgan St.

■ Loss, ■ Non-Conf, S Site, H Home A Away N Neutral

Average RPI Win:	284	WON-LOST	WINNING	LAST 10	STRENGTH OF	OPP. STRENGTH	TEAM	ADJ.	CONF.	ADJ CONF.
Average RPI Loss:	154	RECORD	PCT. RANK	GAMES	SCHEDULE	OF SCHEDULE	RPI	RPI	RPI	RPI
DIV. I ONLY	12- 9	125	8-2	313	243	202	202	30	30	
DIV. I NON-CONF.	4- 7	225	0	134	116	188	188	30	30	
TOTALS	RPI 1-25	RPI 26-50	W-L RECORDS	RPI 51-100	RPI 101-150	RPI 150+				
12- 9	0- 1	0- 2	OVERALL	0- 0	1- 1	11- 5				
6- 2	0- 0	0- 0	HOME	0- 0	0- 1	6- 1				
5- 6	0- 1	0- 2	AWAY	0- 0	0- 0	5- 3				
1- 1	0- 0	0- 0	NEUTRAL	0- 0	1- 0	0- 1				
4- 7	0- 1	0- 2	NON-CONFERENCE	0- 0	1- 1	3- 3				
2- 1	0- 0	0- 0	HOME	0- 0	0- 1	2- 0				
1- 5	0- 1	0- 2	AWAY	0- 0	0- 0	1- 2				
1- 1	0- 0	0- 0	NEUTRAL	0- 0	1- 0	0- 1				
8- 2	0- 0	0- 0	CONFERENCE	0- 0	0- 0	8- 2				
4- 1	0- 0	0- 0	HOME	0- 0	0- 0	4- 1				
4- 1	0- 0	0- 0	AWAY	0- 0	0- 0	4- 1				
0- 0	0- 0	0- 0	NEUTRAL	0- 0	0- 0	0- 0				

RPI 1-25				RPI 26-50				RPI 51-100				RPI 101+ Team's RPI: 202			
RPI	S	Opponent	Score	RPI	S	Opponent	Score	RPI	S	Opponent	Score	RPI	S	Opponent	Score
15	A	Indiana	52 75	28	A	Kentucky	44 67					122	H	Lehigh	65 66
				32	A	Old Dominion	34 85					130	N	Richmond	75 67
												170	N	Hampton	60 68
												182	A	Towson	57 73
												206	A	Merrimack	55 76
												213	A	Radford	75 58
												251	H	Loyola Maryland	81 75
												276	H	Wagner	78 63
												295	H	UMBC	71 61
												296	A	Sacred Heart	67 58
												311	A	St. Francis Brooklyn	67 62
												311	H	St. Francis Brooklyn	69 60
												314	A	UMES	76 78
												317	A	Bryant	76 70
												317	H	Bryant	67 72
												325	A	Fairleigh Dickinson	69 61
												336	H	LIU Brooklyn	75 57
												344	H	Central Conn. St.	72 64
LAST 10 Division I															
311	A	St. Francis Brooklyn	67 62	344	H	Central Conn. St.	72 64								
296	A	Sacred Heart	67 58	206	A	Merrimack	55 76								
325	A	Fairleigh Dickinson	69 61	317	A	Bryant	76 70								
317	H	Bryant	67 72	336	H	LIU Brooklyn	75 57								
311	H	St. Francis Brooklyn	69 60	276	H	Wagner	78 63								

Non-Div I Games: Frostburg St. 94 40

Mt. St. Mary's

■ Loss, 
 ■ Non-Conf, S Site, 
 ■ Home 
 ■ Away 
 N Neutral

Average RPI Win:	278	WON-LOST	WINNING	LAST 10	STRENGTH OF	OPP. STRENGTH	TEAM	ADJ.	CONF.	ADJ CONF.
Average RPI Loss:	122	RECORD	PCT. RANK	GAMES	SCHEDULE	OF SCHEDULE	RPI	RPI	RPI	RPI
DIV. I ONLY	9- 12	222	3-7	259	202	240	240	20	20	
DIV. I NON-CONF.	5- 4	140	0	313	125	193	193	24	24	
TOTALS	RPI 1-25	RPI 26-50	W-L RECORDS	RPI 51-100	RPI 101-150	RPI 150+				
9- 12	0- 2	0- 0	OVERALL	0- 5	1- 1	8- 4				
6- 3	0- 0	0- 0	HOME	0- 2	1- 0	5- 1				
3- 9	0- 2	0- 0	AWAY	0- 3	0- 1	3- 3				
0- 0	0- 0	0- 0	NEUTRAL	0- 0	0- 0	0- 0				
5- 4	0- 2	0- 0	NON-CONFERENCE	0- 1	0- 0	5- 1				
2- 1	0- 0	0- 0	HOME	0- 0	0- 0	2- 1				
3- 3	0- 2	0- 0	AWAY	0- 1	0- 0	3- 0				
0- 0	0- 0	0- 0	NEUTRAL	0- 0	0- 0	0- 0				
4- 8	0- 0	0- 0	CONFERENCE	0- 4	1- 1	3- 3				
4- 2	0- 0	0- 0	HOME	0- 2	1- 0	3- 0				
0- 6	0- 0	0- 0	AWAY	0- 2	0- 1	0- 3				
0- 0	0- 0	0- 0	NEUTRAL	0- 0	0- 0	0- 0				

RPI 1-25				RPI 26-50				RPI 51-100				RPI 101+ Team's RPI: 240			
RPI	S	Opponent	Score	RPI	S	Opponent	Score	RPI	S	Opponent	Score	RPI	S	Opponent	Score
9	A	Mississippi St.	43 124					57	A	Belmont	53 70	129	A	Southeast Mo. St.	73 88
12	A	Louisville	40 76					57	H	Belmont	56 86	129	H	Southeast Mo. St.	70 62
								68	A	UT Martin	56 98	162	A	Tennessee Tech	72 77
								68	H	UT Martin	64 89	175	H	Samford	56 84
								85	A	Southern Ill.	66 76	220	H	Eastern Ill.	92 87
												238	H	Arkansas St.	77 62
												275	A	Lipscomb	67 57
												282	H	Indiana St.	70 62
												300	A	Jacksonville St.	51 68
												327	A	Evansville	61 59
												338	H	SIUE	74 60
												340	A	Tennessee St.	81 96
												340	H	Tennessee St.	100 62
												351	A	Mississippi Val.	72 66
LAST 10 Division I															
340	A	Tennessee St.	81 96	57	H	Belmont	56 86								
57	A	Belmont	53 70	129	A	Southeast Mo. St.	73 88								
338	H	SIUE	74 60	68	A	UT Martin	56 98								
220	H	Eastern Ill.	92 87	162	A	Tennessee Tech	72 77								
340	H	Tennessee St.	100 62	300	A	Jacksonville St.	51 68								

Non-Div I Games: Cumberland (TN) 93 60 Christian Bros. 95 59

Murray St.

Loss, Non-Conf, S Site, H Home A Away N Neutral

Average RPI Win:	252	WON-LOST	WINNING	LAST 10	STRENGTH OF	OPP. STRENGTH	TEAM	ADJ.	CONF.	ADJ CONF.
Average RPI Loss:	124	RECORD	PCT. RANK	GAMES	SCHEDULE	OF SCHEDULE	RPI	RPI	RPI	RPI
DIV. I ONLY	13- 7	90	7-3	276	189	139	139	29	29	
DIV. I NON-CONF.	6- 4	123	0	156	54	82	82	29	29	
TOTALS	RPI 1-25	RPI 26-50	W-L RECORDS	RPI 51-100	RPI 101-150	RPI 150+				
13- 7	0- 1	0- 0	OVERALL	0- 2	1- 2	12- 2				
6- 1	0- 0	0- 0	HOME	0- 0	0- 1	6- 0				
6- 5	0- 1	0- 0	AWAY	0- 1	1- 1	5- 2				
1- 1	0- 0	0- 0	NEUTRAL	0- 1	0- 0	1- 0				
6- 4	0- 1	0- 0	NON-CONFERENCE	0- 2	1- 0	5- 1				
2- 0	0- 0	0- 0	HOME	0- 0	0- 0	2- 0				
3- 3	0- 1	0- 0	AWAY	0- 1	1- 0	2- 1				
1- 1	0- 0	0- 0	NEUTRAL	0- 1	0- 0	1- 0				
7- 3	0- 0	0- 0	CONFERENCE	0- 0	0- 2	7- 1				
4- 1	0- 0	0- 0	HOME	0- 0	0- 1	4- 0				
3- 2	0- 0	0- 0	AWAY	0- 0	0- 1	3- 1				
0- 0	0- 0	0- 0	NEUTRAL	0- 0	0- 0	0- 0				

RPI 1-25			RPI 26-50			RPI 51-100			RPI 101+ Team's RPI: 139		
RPI	S	Opponent	Score	RPI	S	Opponent	Score	RPI	S	Opponent	Score
13	A	NC State	44 80					74	N	Miami (FL)	67 68
								83	A	Georgia	54 72
								114	A	VCU	69 58
								125	A	Bethune-Cookman	50 70
								125	H	Bethune-Cookman	58 69
								153	H	UNC Greensboro	57 48
								172	H	Norfolk St.	53 39
								194	A	Akron	52 64
								197	A	Clemson	82 74
								238	N	Arkansas St.	55 50
								248	A	Morehead St.	74 56
								254	A	Morgan St.	38 42
								264	A	Delaware St.	69 45
								264	H	Delaware St.	58 53
								270	H	ETSU	80 69
								314	A	UMES	67 31
								343	A	Coppin St.	84 38
								346	H	South Carolina St.	66 55
								347	H	Florida A&M	71 44
LAST 10 Division I											
125	A	Bethune-Cookman	50 70	254	A	Morgan St.	38 42				
346	H	South Carolina St.	66 55	343	A	Coppin St.	84 38				
172	H	Norfolk St.	53 39	264	A	Delaware St.	69 45				
264	H	Delaware St.	58 53	314	A	UMES	67 31				
125	H	Bethune-Cookman	58 69	347	H	Florida A&M	71 44				

Non-Div I Games: Saint Augustine's 75 44 Johnson &amp; Wales (NC121 61

N.C. A&amp;T

Loss, Non-Conf, S Site, H Home A Away N Neutral

N.C. Central

Through Games Of Feb. 9, 2020

Average RPI Win:	306	WON-LOST	WINNING	LAST 10	STRENGTH OF	OPP. STRENGTH	TEAM	ADJ.	CONF.	ADJ CONF.
Average RPI Loss:	197	RECORD	PCT. RANK	GAMES	SCHEDULE	OF SCHEDULE	RPI	RPI	RPI	RPI
DIV. I ONLY	6- 14	282	5-5	344	240	320	320	29	29	
DIV. I NON-CONF.	2- 9	304	1-0	225	204	309	309	29	29	
TOTALS	RPI 1-25	RPI 26-50	W-L RECORDS	RPI 51-100	RPI 101-150	RPI 150+				
6- 14	0- 1	0- 0	OVERALL	0- 1	1- 2	5- 10				
3- 5	0- 0	0- 0	HOME	0- 0	1- 0	2- 5				
3- 8	0- 1	0- 0	AWAY	0- 1	0- 2	3- 4				
0- 1	0- 0	0- 0	NEUTRAL	0- 0	0- 0	0- 1				
2- 9	0- 1	0- 0	NON-CONFERENCE	0- 1	1- 1	1- 6				
1- 3	0- 0	0- 0	HOME	0- 0	1- 0	0- 3				
1- 5	0- 1	0- 0	AWAY	0- 1	0- 1	1- 2				
0- 1	0- 0	0- 0	NEUTRAL	0- 0	0- 0	0- 1				
4- 5	0- 0	0- 0	CONFERENCE	0- 0	0- 1	4- 4				
2- 2	0- 0	0- 0	HOME	0- 0	0- 0	2- 2				
2- 3	0- 0	0- 0	AWAY	0- 0	0- 1	2- 2				
0- 0	0- 0	0- 0	NEUTRAL	0- 0	0- 0	0- 0				

RPI 1-25				RPI 26-50				RPI 51-100				RPI 101+ Team's RPI: 320			
RPI	S	Opponent	Score	RPI	S	Opponent	Score	RPI	S	Opponent	Score	RPI	S	Opponent	Score
6	A	Iowa	50 102					77	A	North Carolina	53 92	117	H	Campbell	67 64
												125	A	Bethune-Cookman	52 73
												135	A	California	69 90
												172	H	Norfolk St.	75 83
												188	H	High Point	58 78
												204	N	Penn St.	68 92
												216	A	CSU Bakersfield	71 80
												252	A	Col. of Charleston	78 85
												253	H	Winthrop	46 56
												264	A	Delaware St.	54 64
												264	H	Delaware St.	60 64
												286	H	FIU	58 59
												314	A	UMES	63 65
												336	A	LIU Brooklyn	61 59
												343	A	Coppin St.	58 44
												346	H	South Carolina St.	90 49
												347	A	Florida A&M	71 70
												347	H	Florida A&M	66 57
LAST 10 Division I															
343	A	Coppin St.	58 44	125	A	Bethune-Cookman	52 73								
172	H	Norfolk St.	75 83	314	A	UMES	63 65								
346	H	South Carolina St.	90 49	264	A	Delaware St.	54 64								
264	H	Delaware St.	60 64	347	H	Florida A&M	66 57								
347	A	Florida A&M	71 70	336	A	LIU Brooklyn	61 59								

Non-Div I Games: Washington Adventis83 48 Lincoln (PA) 53 68

N.C. Central

Loss, Non-Conf, S Site, H Home A Away N Neutral



Average RPI Win:	131	WON-LOST	WINNING	LAST 10	STRENGTH OF	OPP. STRENGTH	TEAM	ADJ.	CONF.	ADJ CONF.
Average RPI Loss:	77	RECORD	PCT. RANK	GAMES	SCHEDULE	OF SCHEDULE	RPI	RPI	RPI	RPI
DIV. I ONLY	22- 1	1	9-1	89	28	13	13	5	5	
DIV. I NON-CONF.	11- 0	1	0	169	44	15	15	3	3	
TOTALS	RPI 1-25	RPI 26-50	W-L RECORDS	RPI 51-100	RPI 101-150	RPI 150+				
22- 1	2- 0	4- 0	OVERALL	3- 1	4- 0	9- 0				
12- 0	2- 0	1- 0	HOME	2- 0	3- 0	4- 0				
8- 1	0- 0	2- 0	AWAY	1- 1	1- 0	4- 0				
2- 0	0- 0	1- 0	NEUTRAL	0- 0	0- 0	1- 0				
11- 0	1- 0	1- 0	NON-CONFERENCE	0- 0	2- 0	7- 0				
7- 0	1- 0	0- 0	HOME	0- 0	2- 0	4- 0				
2- 0	0- 0	0- 0	AWAY	0- 0	0- 0	2- 0				
2- 0	0- 0	1- 0	NEUTRAL	0- 0	0- 0	1- 0				
11- 1	1- 0	3- 0	CONFERENCE	3- 1	2- 0	2- 0				
5- 0	1- 0	1- 0	HOME	2- 0	1- 0	0- 0				
6- 1	0- 0	2- 0	AWAY	1- 1	1- 0	2- 0				
0- 0	0- 0	0- 0	NEUTRAL	0- 0	0- 0	0- 0				

RPI 1-25				RPI 26-50				RPI 51-100				RPI 101+			
RPI	S	Opponent	Score	RPI	S	Opponent	Score	RPI	S	Opponent	Score	RPI	S	Opponent	Score
3	H	Maryland	66 59	31	N	Texas	84 73	51	H	Virginia	80 60	103	A	Notre Dame	90 56
24	H	Florida St.	68 51	33	A	Virginia Tech	71 59	77	A	North Carolina	60 66	116	H	Wake Forest	59 45
				33	H	Virginia Tech	76 69	77	A	Boston College	72 54	137	H	Elon	62 49
				36	A	Duke	63 60	77	H	North Carolina	76 68	139	H	N.C. A&T	80 44
												155	A	Saint Mary's (CA)	87 70
												179	A	Hawaii	68 59
												197	A	Clemson	79 60
												223	H	Maine	62 34
												229	H	Lamar University	81 40
												234	H	Chattanooga	74 38
												258	N	North Texas	76 65
												260	H	UNCW	80 40
												277	A	Pittsburgh	88 44
LAST 10 Division I															
				33	A	Virginia Tech	71 59	116	H	Wake Forest	59 45				
				36	A	Duke	63 60	24	H	Florida St.	68 51				
				197	A	Clemson	79 60	103	A	Notre Dame	90 56				
				77	H	North Carolina	76 68	77	A	North Carolina	60 66				
				277	A	Pittsburgh	88 44	51	H	Virginia	80 60				

Non-Div I Games:

NC State

Average RPI Win:	329	WON-LOST	WINNING	LAST 10	STRENGTH OF	OPP. STRENGTH	TEAM	ADJ.	CONF.	ADJ CONF.
Average RPI Loss:	180	RECORD	PCT. RANK	GAMES	SCHEDULE	OF SCHEDULE	RPI	RPI	RPI	RPI
DIV. I ONLY	3- 19	329	0-10	252	286	333	333	16	16	
DIV. I NON-CONF.	3- 10	282	0-1	299	339	326	326	15	15	
TOTALS	RPI 1-25	RPI 26-50	W-L RECORDS	RPI 51-100	RPI 101-150	RPI 150+				
3- 19	0- 1	0- 0	OVERALL	0- 4	0- 2	3- 12				
2- 8	0- 0	0- 0	HOME	0- 2	0- 1	2- 5				
1- 11	0- 1	0- 0	AWAY	0- 2	0- 1	1- 7				
0- 0	0- 0	0- 0	NEUTRAL	0- 0	0- 0	0- 0				
3- 10	0- 0	0- 0	NON-CONFERENCE	0- 3	0- 1	3- 6				
2- 3	0- 0	0- 0	HOME	0- 2	0- 0	2- 1				
1- 7	0- 0	0- 0	AWAY	0- 1	0- 1	1- 5				
0- 0	0- 0	0- 0	NEUTRAL	0- 0	0- 0	0- 0				
0- 9	0- 1	0- 0	CONFERENCE	0- 1	0- 1	0- 6				
0- 5	0- 0	0- 0	HOME	0- 0	0- 1	0- 4				
0- 4	0- 1	0- 0	AWAY	0- 1	0- 0	0- 2				
0- 0	0- 0	0- 0	NEUTRAL	0- 0	0- 0	0- 0				

RPI	S	Opponent	Score	RPI	S	Opponent	Score	RPI	S	Opponent	Score	RPI	S	Opponent	Score	Team's RPI: 333
25	A	FGCU	39 <b>82</b>					66	A	Colorado	57 <b>80</b>	108	H	Liberty	53 <b>67</b>	
								84	H	Colgate	52 <b>79</b>	134	A	Cornell	44 <b>68</b>	
								86	H	Penn	51 <b>85</b>	152	H	North Ala.	55 <b>57</b>	
								95	A	North Florida	48 <b>71</b>	163	A	Columbia	43 <b>99</b>	
												185	A	Jacksonville	67 <b>88</b>	
												185	H	Jacksonville	54 <b>66</b>	
												200	A	Binghamton	40 <b>75</b>	
												224	H	Kennesaw St.	64 <b>77</b>	
												227	A	Stetson	49 <b>72</b>	
												275	H	Lipscomb	57 <b>65</b>	
												276	A	Wagner	59 <b>61</b>	
												305	A	Vermont	59 <b>65</b>	
												311	H	St. Francis Brooklyn	88 <b>69</b>	
												313	A	Air Force	48 <b>68</b>	
												325	H	Fairleigh Dickinson	59 <b>68</b>	
												329	H	Saint Peter's	76 <b>73</b>	
												348	A	Hartford	61 <b>52</b>	
LAST 10 Division I																
185	H	Jacksonville	54 <b>66</b>	224	H	Kennesaw St.	64 <b>77</b>									
152	H	North Ala.	55 <b>57</b>	185	A	Jacksonville	67 <b>88</b>									
227	A	Stetson	49 <b>72</b>	95	A	North Florida	48 <b>71</b>									
25	A	FGCU	39 <b>82</b>	108	H	Liberty	53 <b>67</b>									
275	H	Lipscomb	57 <b>65</b>	200	A	Binghamton	40 <b>75</b>									

Non-Div I Games:

NJIT

Average RPI Win: <b>232</b>	WON-LOST	WINNING	LAST 10	STRENGTH OF	OPP. STRENGTH	TEAM	ADJ.	CONF.	ADJ CONF.
Average RPI Loss: <b>163</b>	RECORD	PCT. RANK	GAMES	SCHEDULE	OF SCHEDULE	RPI	RPI	RPI	RPI
DIV. I ONLY	6- 15	290	2-8	210	209	297	297	15	15
DIV. I NON-CONF.	4- 6	212	0	320	236	287	287	16	16
TOTALS	RPI 1-25	RPI 26-50	W-L RECORDS	RPI 51-100	RPI 101-150	RPI 150+			
6- 15	0- 0	0- 0	OVERALL	0- 4	1- 4	5- 7			
5- 6	0- 0	0- 0	HOME	0- 2	1- 2	4- 2			
1- 9	0- 0	0- 0	AWAY	0- 2	0- 2	1- 5			
0- 0	0- 0	0- 0	NEUTRAL	0- 0	0- 0	0- 0			
4- 6	0- 0	0- 0	NON-CONFERENCE	0- 1	0- 0	4- 5			
3- 1	0- 0	0- 0	HOME	0- 0	0- 0	3- 1			
1- 5	0- 0	0- 0	AWAY	0- 1	0- 0	1- 4			
0- 0	0- 0	0- 0	NEUTRAL	0- 0	0- 0	0- 0			
2- 9	0- 0	0- 0	CONFERENCE	0- 3	1- 4	1- 2			
2- 5	0- 0	0- 0	HOME	0- 2	1- 2	1- 1			
0- 4	0- 0	0- 0	AWAY	0- 1	0- 2	0- 1			
0- 0	0- 0	0- 0	NEUTRAL	0- 0	0- 0	0- 0			

RPI 1-25				RPI 26-50				RPI 51-100				RPI 101+				Team's RPI: 297	
RPI	S	Opponent	Score	RPI	S	Opponent	Score	RPI	S	Opponent	Score	RPI	S	Opponent	Score		
								71	H	Bucknell	34	61	122	A	Lehigh	40	70
								77	A	North Carolina	40	80	122	H	Lehigh	53	60
								84	A	Colgate	55	80	141	A	Holy Cross	43	57
								84	H	Colgate	53	65	141	H	Holy Cross	49	58
													150	H	Boston U.	46	41
													160	A	Lafayette	52	79
													197	A	Clemson	65	52
													207	H	La Salle	61	46
													210	A	Saint Joseph's	40	49
													223	A	Maine	41	46
													224	A	Fairfield	52	66
													224	H	Kennesaw St.	82	62
													226	H	George Mason	58	67
													251	H	Loyola Maryland	44	50
													301	H	Army West Point	57	45
													305	A	Vermont	56	64
													313	H	Air Force	67	59
LAST 10 Division I																	
				84	H	Colgate	53	65	160	A	Lafayette	52	79				
				251	H	Loyola Maryland	44	50	122	H	Lehigh	53	60				
				141	A	Holy Cross	43	57	84	A	Colgate	55	80				
				301	H	Army West Point	57	45	71	H	Bucknell	34	61				
				150	H	Boston U.	46	41	141	H	Holy Cross	49	58				

Non-Div I Games: Stevenson 70 36

Navy

## Nebraska

Through Games Of Feb. 9, 2020

Average RPI Win:	163	WON-LOST	WINNING	LAST 10	STRENGTH OF	OPP. STRENGTH	TEAM	ADJ.	CONF.	ADJ CONF.
Average RPI Loss:	36	RECORD	PCT. RANK	GAMES	SCHEDULE	OF SCHEDULE	RPI	RPI	RPI	RPI
DIV. I ONLY	15- 9	95	3-7	59	24	72	72	2	2	
DIV. I NON-CONF.	10- 1	20	0	280	162	92	92	2	2	
TOTALS	RPI 1-25	RPI 26-50	W-L RECORDS	RPI 51-100	RPI 101-150	RPI 150+				
15- 9	1- 3	2- 4	OVERALL	2- 2	3- 0	7- 0				
11- 4	1- 1	2- 3	HOME	1- 0	1- 0	6- 0				
2- 5	0- 2	0- 1	AWAY	0- 2	2- 0	0- 0				
2- 0	0- 0	0- 0	NEUTRAL	1- 0	0- 0	1- 0				
10- 1	0- 0	1- 1	NON-CONFERENCE	1- 0	1- 0	7- 0				
7- 1	0- 0	1- 1	HOME	0- 0	0- 0	6- 0				
1- 0	0- 0	0- 0	AWAY	0- 0	1- 0	0- 0				
2- 0	0- 0	0- 0	NEUTRAL	1- 0	0- 0	1- 0				
5- 8	1- 3	1- 3	CONFERENCE	1- 2	2- 0	0- 0				
4- 3	1- 1	1- 2	HOME	1- 0	1- 0	0- 0				
1- 5	0- 2	0- 1	AWAY	0- 2	1- 0	0- 0				
0- 0	0- 0	0- 0	NEUTRAL	0- 0	0- 0	0- 0				

RPI	S	Opponent	Score	RPI	S	Opponent	Score	RPI	S	Opponent	Score	RPI	S	Opponent	Score
3	A	Maryland	69 87	26	H	Ohio St.	74 80	52	A	Minnesota	61 67	128	A	Wisconsin	72 71
6	A	Iowa	60 76	34	H	Creighton	74 79	52	H	Minnesota	72 58	128	H	Wisconsin	65 50
6	H	Iowa	78 69	36	H	Duke	83 79	81	N	Southern California	67 54	131	A	Missouri	90 85
15	H	Indiana	53 57	37	H	Michigan	74 71	100	A	Michigan St.	70 78	208	H	Oral Roberts	77 67
				40	H	Purdue	68 76					231	H	Manhattan	71 51
				48	A	Rutgers	65 69					241	H	Southern U.	73 39
												254	H	Morgan St.	78 55
												273	H	Alabama A&M	68 46
												296	N	Sacred Heart	72 49
												338	H	SIUE	63 49
LAST 10 Division I															
15	H	Indiana	53 57	40	H	Purdue	68 76								
6	A	Iowa	60 76	37	H	Michigan	74 71								
26	H	Ohio St.	74 80	3	A	Maryland	69 87								
52	A	Minnesota	61 67	48	A	Rutgers	65 69								
128	A	Wisconsin	72 71	128	H	Wisconsin	65 50								

Non-Div I Games:

Nebraska

■ Loss, 
 ■ Non-Conf, 
 ■ S Site, 
 ■ H Home 
 ■ A Away 
 N Neutral

Average RPI Win: <b>275</b>	WON-LOST	WINNING	LAST 10	STRENGTH OF	OPP. STRENGTH	TEAM	ADJ.	CONF.	ADJ CONF.
Average RPI Loss: <b>168</b>	RECORD	PCT. RANK	GAMES	SCHEDULE	OF SCHEDULE	RPI	RPI	RPI	RPI
DIV. I ONLY	<b>11- 12</b>	<b>189</b>	<b>5-5</b>	<b>315</b>	<b>249</b>	<b>255</b>	<b>255</b>	<b>17</b>	<b>17</b>
DIV. I NON-CONF.	<b>6- 4</b>	<b>123</b>	<b>0</b>	<b>317</b>	<b>301</b>	<b>222</b>	<b>222</b>	<b>23</b>	<b>23</b>
TOTALS	RPI 1-25	RPI 26-50	W-L RECORDS	RPI 51-100	RPI 101-150	RPI 150+			
11- 12	0- 0	0- 0	OVERALL	0- 2	0- 3	11- 7			
7- 4	0- 0	0- 0	HOME	0- 0	0- 2	7- 2			
3- 8	0- 0	0- 0	AWAY	0- 2	0- 1	3- 5			
1- 0	0- 0	0- 0	NEUTRAL	0- 0	0- 0	1- 0			
6- 4	0- 0	0- 0	NON-CONFERENCE	0- 2	0- 1	6- 1			
4- 1	0- 0	0- 0	HOME	0- 0	0- 1	4- 0			
1- 3	0- 0	0- 0	AWAY	0- 2	0- 0	1- 1			
1- 0	0- 0	0- 0	NEUTRAL	0- 0	0- 0	1- 0			
5- 8	0- 0	0- 0	CONFERENCE	0- 0	0- 2	5- 6			
3- 3	0- 0	0- 0	HOME	0- 0	0- 1	3- 2			
2- 5	0- 0	0- 0	AWAY	0- 0	0- 1	2- 4			
0- 0	0- 0	0- 0	NEUTRAL	0- 0	0- 0	0- 0			

RPI S	Opponent	Score	RPI S	Opponent	Score	RPI S	Opponent	Score	RPI S	Opponent	Score	Team's RPI: 255
						81	A Southern California	47 50	104	H SFA	65 80	
						92	A Utah	62 68	123	A Boise St.	40 54	
									123	H Boise St.	72 83	
									151	A San Jose St.	80 76	
									151	H San Jose St.	70 72	
									155	H Saint Mary's (CA)	78 72	
									176	A UNLV	64 66	
									192	A Portland St.	75 80	
									193	A New Mexico	67 87	
									205	A Wyoming	59 83	
									257	H San Diego St.	70 69	
									268	A Colorado St.	70 75	
									268	H Colorado St.	74 63	
									278	H Utah St.	69 60	
									307	N UTRGV	62 57	
									308	H Sacramento St.	83 72	
									312	H Cal Poly	71 40	
									313	A Air Force	71 67	
									313	H Air Force	61 68	
									324	A Utah Valley	60 57	
									350	H Chicago St.	80 60	
LAST 10 Division I												
			151	A San Jose St.	80 76	176	A UNLV	64 66				
			313	A Air Force	71 67	257	H San Diego St.	70 69				
			123	H Boise St.	72 83	205	A Wyoming	59 83				
			268	H Colorado St.	74 63	278	H Utah St.	69 60				
			193	A New Mexico	67 87	151	H San Jose St.	70 72				

Non-Div I Games: Stanislaus St. 80 62

Nevada

# New Hampshire

Through Games Of Feb. 9, 2020

Average RPI Win:	320	WON-LOST	WINNING	LAST 10	STRENGTH OF	OPP. STRENGTH	TEAM	ADJ.	CONF.	ADJ CONF.
Average RPI Loss:	159	RECORD	PCT. RANK	GAMES	SCHEDULE	OF SCHEDULE	RPI	RPI	RPI	RPI
DIV. I ONLY	6- 15	290	4-6	161	319	256	256	28	28	
DIV. I NON-CONF.	2- 9	304	0	184	269	292	292	28	28	
TOTALS	RPI 1-25	RPI 26-50	W-L RECORDS	RPI 51-100	RPI 101-150	RPI 150+				
6- 15	0- 2	0- 0	OVERALL	0- 2	0- 3	6- 8				
2- 6	0- 0	0- 0	HOME	0- 1	0- 1	2- 4				
4- 9	0- 2	0- 0	AWAY	0- 1	0- 2	4- 4				
0- 0	0- 0	0- 0	NEUTRAL	0- 0	0- 0	0- 0				
2- 9	0- 2	0- 0	NON-CONFERENCE	0- 0	0- 3	2- 4				
1- 3	0- 0	0- 0	HOME	0- 0	0- 1	1- 2				
1- 6	0- 2	0- 0	AWAY	0- 0	0- 2	1- 2				
0- 0	0- 0	0- 0	NEUTRAL	0- 0	0- 0	0- 0				
4- 6	0- 0	0- 0	CONFERENCE	0- 2	0- 0	4- 4				
1- 3	0- 0	0- 0	HOME	0- 1	0- 0	1- 2				
3- 3	0- 0	0- 0	AWAY	0- 1	0- 0	3- 2				
0- 0	0- 0	0- 0	NEUTRAL	0- 0	0- 0	0- 0				

RPI 1-25				RPI 26-50				RPI 51-100				RPI 101+ Team's RPI: 256			
RPI	S	Opponent	Score	RPI	S	Opponent	Score	RPI	S	Opponent	Score	RPI	S	Opponent	Score
8	A	Baylor	29 97					75	A	Stony Brook	50 52	141	A	Holy Cross	61 82
19	A	Princeton	37 77					75	H	Stony Brook	44 53	149	A	Massachusetts	65 67
												150	H	Boston U.	64 78
												199	A	Dartmouth	47 66
												200	H	Binghamton	53 63
												206	A	Merrimack	54 64
												215	H	Brown	68 76
												217	A	UMass Lowell	53 58
												217	H	UMass Lowell	53 66
												223	A	Maine	50 67
												292	H	North Dakota St.	61 67
												295	A	UMBC	72 63
												305	A	Vermont	59 51
												310	A	Albany (NY)	48 47
												317	A	Bryant	68 56
												344	H	Central Conn. St.	70 59
												348	H	Hartford	72 71
LAST 10 Division I															
75	A	Stony Brook	50 52	310	A	Albany (NY)	48 47								
217	H	UMass Lowell	53 66	75	H	Stony Brook	44 53								
305	A	Vermont	59 51	223	A	Maine	50 67								
200	H	Binghamton	53 63	348	H	Hartford	72 71								
295	A	UMBC	72 63	217	A	UMass Lowell	53 58								

Non-Div I Games: Wheaton (MA) 89 44

New Hampshire

Loss, Non-Conf, S Site, H Home A Away N Neutral

New Mexico

Through Games Of Feb. 9, 2020

Average RPI Win:	233	WON-LOST	WINNING	LAST 10	STRENGTH OF	OPP. STRENGTH	TEAM	ADJ.	CONF.	ADJ CONF.
Average RPI Loss:	134	RECORD	PCT. RANK	GAMES	SCHEDULE	OF SCHEDULE	RPI	RPI	RPI	RPI
DIV. I ONLY	12- 12	175	4-6	166	188	193	193	17	17	
DIV. I NON-CONF.	8- 4	90	0	237	143	149	149	23	23	
TOTALS	RPI 1-25	RPI 26-50	W-L RECORDS	RPI 51-100	RPI 101-150	RPI 150+				
12- 12	0- 0	0- 2	OVERALL	0- 3	2- 1	10- 6				
7- 6	0- 0	0- 0	HOME	0- 2	1- 0	6- 4				
4- 5	0- 0	0- 1	AWAY	0- 1	0- 1	4- 2				
1- 1	0- 0	0- 1	NEUTRAL	0- 0	1- 0	0- 0				
8- 4	0- 0	0- 2	NON-CONFERENCE	0- 1	2- 0	6- 1				
5- 2	0- 0	0- 0	HOME	0- 1	1- 0	4- 1				
2- 1	0- 0	0- 1	AWAY	0- 0	0- 0	2- 0				
1- 1	0- 0	0- 1	NEUTRAL	0- 0	1- 0	0- 0				
4- 8	0- 0	0- 0	CONFERENCE	0- 2	0- 1	4- 5				
2- 4	0- 0	0- 0	HOME	0- 1	0- 0	2- 3				
2- 4	0- 0	0- 0	AWAY	0- 1	0- 1	2- 2				
0- 0	0- 0	0- 0	NEUTRAL	0- 0	0- 0	0- 0				

RPI 1-25			RPI 26-50			RPI 51-100			RPI 101+			Team's RPI: 193
RPI	S	Opponent	Score	RPI	S	Opponent	Score	RPI	S	Opponent	Score	
27	A	Arizona St.	47 84	59	A	Fresno St.	81 84	123	A	Boise St.	82 83	
46	N	West Virginia	60 73	59	H	Fresno St.	78 84	131	N	Missouri	71 68	
				70	H	Ball St.	57 70	142	H	Providence	86 68	
								151	A	San Jose St.	85 89	
								151	H	San Jose St.	80 81	
								154	H	Houston	81 71	
								176	H	UNLV	51 68	
								186	H	Northern Ariz.	83 76	
								205	A	Wyoming	74 71	
								205	H	Wyoming	66 73	
								212	A	UTEP	93 78	
								255	H	Nevada	87 67	
								257	A	San Diego St.	74 75	
								268	H	Colorado St.	73 62	
								280	H	LMU (CA)	72 73	
								287	H	UC Riverside	80 70	
								313	A	Air Force	75 53	
								322	A	New Mexico St.	86 67	
								322	H	New Mexico St.	107 53	
LAST 10 Division I												
205	A	Wyoming	74 71	176	H	UNLV	51 68					
59	H	Fresno St.	78 84	268	H	Colorado St.	73 62					
257	A	San Diego St.	74 75	313	A	Air Force	75 53					
255	H	Nevada	87 67	59	A	Fresno St.	81 84					
151	A	San Jose St.	85 89	151	H	San Jose St.	80 81					

Non-Div I Games: Northern N.M. 92 44

New Mexico

Loss, Non-Conf, S Site, H Home A Away N Neutral

Average RPI Win:	317	WON-LOST	WINNING	LAST 10	STRENGTH OF	OPP. STRENGTH	TEAM	ADJ.	CONF.	ADJ CONF.
Average RPI Loss:	209	RECORD	PCT. RANK	GAMES	SCHEDULE	OF SCHEDULE	RPI	RPI	RPI	RPI
DIV. I ONLY	7- 15	271	5-5	321	333	322	322	31	31	
DIV. I NON-CONF.	2- 10	313	0	253	283	323	323	32	32	
TOTALS	RPI 1-25	RPI 26-50	W-L RECORDS	RPI 51-100	RPI 101-150	RPI 150+				
7- 15	0- 0	0- 1	OVERALL	0- 0	0- 1	7- 13				
5- 7	0- 0	0- 1	HOME	0- 0	0- 0	5- 6				
2- 6	0- 0	0- 0	AWAY	0- 0	0- 1	2- 5				
0- 2	0- 0	0- 0	NEUTRAL	0- 0	0- 0	0- 2				
2- 10	0- 0	0- 1	NON-CONFERENCE	0- 0	0- 1	2- 8				
1- 5	0- 0	0- 1	HOME	0- 0	0- 0	1- 4				
1- 3	0- 0	0- 0	AWAY	0- 0	0- 1	1- 2				
0- 2	0- 0	0- 0	NEUTRAL	0- 0	0- 0	0- 2				
5- 5	0- 0	0- 0	CONFERENCE	0- 0	0- 0	5- 5				
4- 2	0- 0	0- 0	HOME	0- 0	0- 0	4- 2				
1- 3	0- 0	0- 0	AWAY	0- 0	0- 0	1- 3				
0- 0	0- 0	0- 0	NEUTRAL	0- 0	0- 0	0- 0				

RPI 1-25			RPI 26-50			RPI 51-100			RPI 101+ Team's RPI: 322		
RPI	S	Opponent	Score	RPI	S	Opponent	Score	RPI	S	Opponent	Score
				27	H	Arizona St.	47 70				
									</		

Non-Div I Games: Western N.M. 75 56

New Mexico St.

■ Loss, 
 ■ Non-Conf, 
 ■ S Site, 
 ■ H Home 
 ■ A Away 
 N Neutral



Average RPI Win:	260	WON-LOST	WINNING	LAST 10	STRENGTH OF	OPP. STRENGTH	TEAM	ADJ.	CONF.	ADJ CONF.
Average RPI Loss:	129	RECORD	PCT. RANK	GAMES	SCHEDULE	OF SCHEDULE	RPI	RPI	RPI	RPI
DIV. I ONLY	10- 10	175	7-3	175	261	167	167	23	23	
DIV. I NON-CONF.	2- 5	259	0	92	104	189	189	21	21	
TOTALS	RPI 1-25	RPI 26-50	W-L RECORDS	RPI 51-100	RPI 101-150	RPI 150+				
10- 10	0- 1	0- 2	OVERALL	0- 0	1- 3	9- 4				
5- 3	0- 0	0- 0	HOME	0- 0	1- 1	4- 2				
5- 7	0- 1	0- 2	AWAY	0- 0	0- 2	5- 2				
0- 0	0- 0	0- 0	NEUTRAL	0- 0	0- 0	0- 0				
2- 5	0- 1	0- 2	NON-CONFERENCE	0- 0	0- 0	2- 2				
1- 1	0- 0	0- 0	HOME	0- 0	0- 0	1- 1				
1- 4	0- 1	0- 2	AWAY	0- 0	0- 0	1- 1				
0- 0	0- 0	0- 0	NEUTRAL	0- 0	0- 0	0- 0				
8- 5	0- 0	0- 0	CONFERENCE	0- 0	1- 3	7- 2				
4- 2	0- 0	0- 0	HOME	0- 0	1- 1	3- 1				
4- 3	0- 0	0- 0	AWAY	0- 0	0- 2	4- 1				
0- 0	0- 0	0- 0	NEUTRAL	0- 0	0- 0	0- 0				

RPI	S	Opponent	Score	RPI	S	Opponent	Score	RPI	S	Opponent	Score	RPI	S	Opponent	Score	Team's RPI: 167
22	A	LSU	49	83	39	A	Arkansas	52	82	104	A	SFA	47	59		
					49	A	Iowa St.	53	71	104	H	SFA	53	50		
										109	A	Abilene Christian	62	76		
										112	H	A&M-Corpus Christi	53	83		
										166	H	Louisiana	60	65		
										169	H	Sam Houston St.	46	78		
										211	H	North Dakota	79	73		
										214	A	Central Ark.	49	37		
										222	A	Southeastern La.	57	73		
										229	A	Lamar University	62	57		
										279	A	Ole Miss	69	64		
										285	A	Incarinate Word	67	55		
										291	H	Nicholls St.	77	65		
										293	A	Texas St.	49	51		
										323	H	Houston Baptist	88	84		
										332	A	Northwestern St.	77	63		
										334	H	McNeese	78	59		
LAST 10 Division I																
104	A	SFA	47	59	112	H	A&M-Corpus Christi	53	83							
323	H	Houston Baptist	88	84	334	H	McNeese	78	59							
222	A	Southeastern La.	57	73	285	A	Incarinate Word	67	55							
332	A	Northwestern St.	77	63	214	A	Central Ark.	49	37							
291	H	Nicholls St.	77	65	104	H	SFA	53	50							

Non-Div I Games: Pensacola Christian91 31 Tougaloo 91 69

New Orleans

■ Loss, 
 ■ Non-Conf, S Site, 
 ■ Home 
 ■ Away 
 N Neutral

## Niagara

Through Games Of Feb. 9, 2020

Average RPI Win: <b>297</b>	WON-LOST	WINNING	LAST 10	STRENGTH OF	OPP. STRENGTH	TEAM	ADJ.	CONF.	ADJ CONF.
Average RPI Loss: <b>162</b>	RECORD	PCT. RANK	GAMES	SCHEDULE	OF SCHEDULE	RPI	RPI	RPI	RPI
DIV. I ONLY	7- 15	271	4-6	202	315	269	269	24	24
DIV. I NON-CONF.	2- 7	288	0	192	322	273	273	25	25
TOTALS	RPI 1-25	RPI 26-50	W-L RECORDS	RPI 51-100	RPI 101-150	RPI 150+			
7- 15	0- 0	0- 1	OVERALL	0- 5	0- 2	7- 7			
4- 5	0- 0	0- 0	HOME	0- 2	0- 1	4- 2			
3- 10	0- 0	0- 1	AWAY	0- 3	0- 1	3- 5			
0- 0	0- 0	0- 0	NEUTRAL	0- 0	0- 0	0- 0			
2- 7	0- 0	0- 1	NON-CONFERENCE	0- 1	0- 2	2- 3			
1- 1	0- 0	0- 0	HOME	0- 0	0- 1	1- 0			
1- 6	0- 0	0- 1	AWAY	0- 1	0- 1	1- 3			
0- 0	0- 0	0- 0	NEUTRAL	0- 0	0- 0	0- 0			
5- 8	0- 0	0- 0	CONFERENCE	0- 4	0- 0	5- 4			
3- 4	0- 0	0- 0	HOME	0- 2	0- 0	3- 2			
2- 4	0- 0	0- 0	AWAY	0- 2	0- 0	2- 2			
0- 0	0- 0	0- 0	NEUTRAL	0- 0	0- 0	0- 0			

RPI S	Opponent	Score	RPI S	Opponent	Score	RPI S	Opponent	Score	RPI S	Opponent	Score	Team's RPI: 269
48	A Rutgers	37 87	79	A Marist	57 82	107	H Buffalo	67 81				
			79	H Marist	67 94	134	A Cornell	59 82				
			84	A Colgate	72 85	200	A Binghamton	55 74				
			99	A Rider	75 79	224	H Fairfield	65 77				
			99	H Rider	55 71	228	A Iona	63 57				
						228	H Iona	58 70				
						231	A Manhattan	65 68				
						267	A Howard	42 91				
						274	A Siena	54 59				
						274	H Siena	68 61				
						281	H Oakland	77 63				
						283	A St. Bonaventure	67 71				
						284	A Monmouth	73 70				
						329	H Saint Peter's	97 89				
						339	H Canisius	81 62				
						343	A Coppin St.	82 67				
LAST 10 Division I												
228	H Iona	58 70	99	H Rider	55 71							
224	H Fairfield	65 77	329	H Saint Peter's	97 89							
79	A Marist	57 82	284	A Monmouth	73 70							
274	A Siena	54 59	228	A Iona	63 57							
339	H Canisius	81 62	79	H Marist	67 94							

Non-Div I Games:

Niagara

■ Loss, 
 ■ Non-Conf, 
 ■ S Site, 
 ■ Home 
 ■ A Away 
 N Neutral

Average RPI Win:	306	WON-LOST	WINNING	LAST 10	STRENGTH OF	OPP. STRENGTH	TEAM	ADJ.	CONF.	ADJ CONF.
Average RPI Loss:	145	RECORD	PCT. RANK	GAMES	SCHEDULE	OF SCHEDULE	RPI	RPI	RPI	RPI
DIV. I ONLY	4- 16	318	3-7	156	241	291	291	23	23	
DIV. I NON-CONF.	1- 6	318	0	39	50	228	228	21	21	
TOTALS	RPI 1-25	RPI 26-50	W-L RECORDS	RPI 51-100	RPI 101-150	RPI 150+				
4- 16	0- 3	0- 0	OVERALL	0- 2	0- 3	4- 8				
2- 5	0- 0	0- 0	HOME	0- 0	0- 2	2- 3				
2- 10	0- 3	0- 0	AWAY	0- 1	0- 1	2- 5				
0- 1	0- 0	0- 0	NEUTRAL	0- 1	0- 0	0- 0				
1- 6	0- 3	0- 0	NON-CONFERENCE	0- 2	0- 0	1- 1				
1- 0	0- 0	0- 0	HOME	0- 0	0- 0	1- 0				
0- 5	0- 3	0- 0	AWAY	0- 1	0- 0	0- 1				
0- 1	0- 0	0- 0	NEUTRAL	0- 1	0- 0	0- 0				
3- 10	0- 0	0- 0	CONFERENCE	0- 0	0- 3	3- 7				
1- 5	0- 0	0- 0	HOME	0- 0	0- 2	1- 3				
2- 5	0- 0	0- 0	AWAY	0- 0	0- 1	2- 4				
0- 0	0- 0	0- 0	NEUTRAL	0- 0	0- 0	0- 0				

RPI 1-25				RPI 26-50				RPI 51-100				RPI 101+ Team's RPI: 291			
RPI	S	Opponent	Score	RPI	S	Opponent	Score	RPI	S	Opponent	Score	RPI	S	Opponent	Score
15	A	Indiana	47 111					87	A	Rice	47 71	104	H	SFA	61 78
22	A	LSU	32 63					95	N	North Florida	61 64	109	H	Abilene Christian	84 95
23	A	TCU	47 72									112	A	A&M-Corpus Christi	49 55
												167	A	New Orleans	65 77
												169	A	Sam Houston St.	71 87
												169	H	Sam Houston St.	77 80
												185	A	Jacksonville	55 72
												214	H	Central Ark.	46 53
												222	A	Southeastern La.	67 65
												229	H	Lamar University	78 84
												285	A	Incarinate Word	51 53
												323	A	Houston Baptist	84 78
												332	A	Northwestern St.	54 58
												334	H	McNeese	79 63
												345	H	La.-Monroe	74 59
LAST 10 Division I															
169	H	Sam Houston St.	77 80	214	H	Central Ark.	46 53								
104	H	SFA	61 78	332	A	Northwestern St.	54 58								
334	H	McNeese	79 63	222	A	Southeastern La.	67 65								
167	A	New Orleans	65 77	229	H	Lamar University	78 84								
323	A	Houston Baptist	84 78	169	A	Sam Houston St.	71 87								

Non-Div I Games: Southern-N.O. 94 61 Paul Quinn 101 68

Nicholls St.

## Norfolk St.

Through Games Of Feb. 9, 2020

Average RPI Win:	248	WON-LOST	WINNING	LAST 10	STRENGTH OF	OPP. STRENGTH	TEAM	ADJ.	CONF.	ADJ CONF.
Average RPI Loss:	143	RECORD	PCT. RANK	GAMES	SCHEDULE	OF SCHEDULE	RPI	RPI	RPI	RPI
DIV. I ONLY	13- 8	97	8-2	247	289	172	172	29	29	
DIV. I NON-CONF.	5- 7	205	0-1	113	213	175	175	29	29	
TOTALS	RPI 1-25	RPI 26-50	W-L RECORDS	RPI 51-100	RPI 101-150	RPI 150+				
13- 8	0- 0	0- 1	OVERALL	1- 0	1- 5	11- 2				
7- 3	0- 0	0- 0	HOME	0- 0	1- 2	6- 1				
5- 4	0- 0	0- 0	AWAY	0- 0	0- 3	5- 1				
1- 1	0- 0	0- 1	NEUTRAL	1- 0	0- 0	0- 0				
5- 7	0- 0	0- 1	NON-CONFERENCE	1- 0	0- 4	4- 2				
2- 3	0- 0	0- 0	HOME	0- 0	0- 2	2- 1				
2- 3	0- 0	0- 0	AWAY	0- 0	0- 2	2- 1				
1- 1	0- 0	0- 1	NEUTRAL	1- 0	0- 0	0- 0				
8- 1	0- 0	0- 0	CONFERENCE	0- 0	1- 1	7- 0				
5- 0	0- 0	0- 0	HOME	0- 0	1- 0	4- 0				
3- 1	0- 0	0- 0	AWAY	0- 0	0- 1	3- 0				
0- 0	0- 0	0- 0	NEUTRAL	0- 0	0- 0	0- 0				

RPI 1-25			RPI 26-50			RPI 51-100			RPI 101+			Team's RPI: 172
RPI	S	Opponent	Score	RPI	S	Opponent	Score	RPI	S	Opponent	Score	
				46	N	West Virginia	55 72	95	N	North Florida	57 54	
										108	H	Liberty 48 67
										124	A	William & Mary 56 65
										125	H	Bethune-Cookman 61 51
										130	A	Richmond 69 77
										139	A	N.C. A&T 39 53
										146	H	Robert Morris 62 69
										170	A	Hampton 77 56
										185	A	Jacksonville 71 64
										188	H	High Point 72 58
										207	H	La Salle 52 55
										247	A	Marshall 69 75
										259	H	Longwood 49 46
										264	H	Delaware St. 65 57
										267	A	Howard 83 80
										314	H	UMES 68 45
										320	A	N.C. Central 83 75
										343	A	Coppin St. 85 48
										346	H	South Carolina St. 76 42
										347	H	Florida A&M 59 51
LAST 10 Division I												
				264	H	Delaware St.	65 57	314	H	UMES	68 45	
				320	A	N.C. Central	83 75	267	A	Howard	83 80	
				139	A	N.C. A&T	39 53	343	A	Coppin St.	85 48	
				347	H	Florida A&M	59 51	125	H	Bethune-Cookman	61 51	
				346	H	South Carolina St.	76 42	130	A	Richmond	69 77	

Non-Div I Games: Virginia-Lynchburg 123 48

Norfolk St.

■ Loss, 
 ■ Non-Conf, 
 ■ S Site, 
 ■ H Home 
 ■ A Away 
 N Neutral

Average RPI Win:	258	WON-LOST	WINNING	LAST 10	STRENGTH OF	OPP. STRENGTH	TEAM	ADJ.	CONF.	ADJ CONF.
Average RPI Loss:	111	RECORD	PCT. RANK	GAMES	SCHEDULE	OF SCHEDULE	RPI	RPI	RPI	RPI
DIV. I ONLY	14- 6	60	7-3	328	223	152	152	16	16	
DIV. I NON-CONF.	7- 3	80	0	347	329	229	229	15	15	
TOTALS	RPI 1-25	RPI 26-50	W-L RECORDS	RPI 51-100	RPI 101-150	RPI 150+				
14- 6	0- 2	0- 1	OVERALL	1- 0	2- 0	11- 3				
5- 2	0- 1	0- 0	HOME	1- 0	1- 0	3- 1				
5- 4	0- 1	0- 1	AWAY	0- 0	1- 0	4- 2				
4- 0	0- 0	0- 0	NEUTRAL	0- 0	0- 0	4- 0				
7- 3	0- 1	0- 1	NON-CONFERENCE	0- 0	0- 0	7- 1				
1- 1	0- 0	0- 0	HOME	0- 0	0- 0	1- 1				
2- 2	0- 1	0- 1	AWAY	0- 0	0- 0	2- 0				
4- 0	0- 0	0- 0	NEUTRAL	0- 0	0- 0	4- 0				
7- 3	0- 1	0- 0	CONFERENCE	1- 0	2- 0	4- 2				
4- 1	0- 1	0- 0	HOME	1- 0	1- 0	2- 0				
3- 2	0- 0	0- 0	AWAY	0- 0	1- 0	2- 2				
0- 0	0- 0	0- 0	NEUTRAL	0- 0	0- 0	0- 0				

RPI 1-25				RPI 26-50				RPI 51-100				RPI 101+ Team's RPI: 152			
RPI	S	Opponent	Score	RPI	S	Opponent	Score	RPI	S	Opponent	Score	RPI	S	Opponent	Score
6	A	Iowa	81 86	49	A	Iowa St.	72 80	95	H	North Florida	54 51	108	A	Liberty	76 71
25	H	FGCU	63 74									108	H	Liberty	86 75
												175	H	Samford	63 79
												185	A	Jacksonville	56 67
												185	H	Jacksonville	76 65
												224	A	Kennesaw St.	56 59
												227	H	Stetson	68 57
												273	N	Alabama A&M	80 65
												275	A	Lipscomb	84 72
												302	N	UC Irvine	88 60
												331	A	Alabama St.	81 60
												333	A	NJIT	57 55
												338	N	SIUE	85 67
												340	A	Tennessee St.	88 63
												346	N	South Carolina St.	99 46
												351	H	Mississippi Val.	86 60
LAST 10 Division I															
108	H	Liberty	86 75	25	H	FGCU	63 74	108	A	Liberty	76 71				
333	A	NJIT	57 55					275	A	Lipscomb	84 72				
185	A	Jacksonville	56 67					185	H	Jacksonville	76 65				
224	A	Kennesaw St.	56 59					95	H	North Florida	54 51				
227	H	Stetson	68 57												

Non-Div I Games: Virginia-Lynchburg 128 26 Oakwood 120 38

North Ala.

Loss, Non-Conf, S Site, H Home A Away N Neutral

# North Carolina

Through Games Of Feb. 9, 2020

Average RPI Win:	176	WON-LOST	WINNING	LAST 10	STRENGTH OF	OPP. STRENGTH	TEAM	ADJ.	CONF.	ADJ CONF.
Average RPI Loss:	32	RECORD	PCT. RANK	GAMES	SCHEDULE	OF SCHEDULE	RPI	RPI	RPI	RPI
DIV. I ONLY	16- 8	74	5-5	115	19	77	77	5	5	
DIV. I NON-CONF.	9- 2	38	0	327	79	140	140	3	3	
TOTALS	RPI 1-25	RPI 26-50	W-L RECORDS	RPI 51-100	RPI 101-150	RPI 150+				
16- 8	1- 3	0- 4	OVERALL	5- 1	2- 0	8- 0				
11- 3	1- 1	0- 2	HOME	2- 0	1- 0	7- 0				
2- 5	0- 2	0- 2	AWAY	2- 1	0- 0	0- 0				
3- 0	0- 0	0- 0	NEUTRAL	1- 0	1- 0	1- 0				
9- 2	0- 0	0- 1	NON-CONFERENCE	1- 1	2- 0	6- 0				
6- 1	0- 0	0- 1	HOME	0- 0	1- 0	5- 0				
0- 1	0- 0	0- 0	AWAY	0- 1	0- 0	0- 0				
3- 0	0- 0	0- 0	NEUTRAL	1- 0	1- 0	1- 0				
7- 6	1- 3	0- 3	CONFERENCE	4- 0	0- 0	2- 0				
5- 2	1- 1	0- 1	HOME	2- 0	0- 0	2- 0				
2- 4	0- 2	0- 2	AWAY	2- 0	0- 0	0- 0				
0- 0	0- 0	0- 0	NEUTRAL	0- 0	0- 0	0- 0				

RPI S	Opponent	Score	RPI S	Opponent	Score	RPI S	Opponent	Score	RPI S	Opponent	Score
12	H Louisville	67 74	33	A Virginia Tech	70 76	51	A Virginia	65 47	131	N Missouri	82 69
13	A NC State	68 76	33	H Virginia Tech	63 72	51	H Virginia	78 68	137	H Elon	76 46
13	H NC State	66 60	36	A Duke	61 71	65	A Alabama	77 83	171	H Illinois	85 60
24	A Florida St.	64 78	41	H Yale	63 66	73	N Temple	71 58	197	H Clemson	86 72
						74	H Miami (FL)	78 58	260	N UNCW	85 45
						89	A Georgia Tech	67 60	277	H Pittsburgh	70 62
									297	H Navy	80 40
									320	H N.C. Central	92 53
									337	H Western Caro.	92 55
									341	H Charleston So.	85 54
LAST 10 Division I											
33	H Virginia Tech	63 72	89	A Georgia Tech	67 60						
36	A Duke	61 71	12	H Louisville	67 74						
197	H Clemson	86 72	74	H Miami (FL)	78 58						
51	H Virginia	78 68	24	A Florida St.	64 78						
13	A NC State	68 76	13	H NC State	66 60						

Non-Div I Games:

North Carolina

Loss, Non-Conf, S Site, H Home A Away N Neutral

# North Dakota

Through Games Of Feb. 9, 2020

Average RPI Win:	275	WON-LOST	WINNING	LAST 10	STRENGTH OF	OPP. STRENGTH	TEAM	ADJ.	CONF.	ADJ CONF.
Average RPI Loss:	161	RECORD	PCT. RANK	GAMES	SCHEDULE	OF SCHEDULE	RPI	RPI	RPI	RPI
DIV. I ONLY	12- 10	145	4-6	319	235	211	211	19	19	
DIV. I NON-CONF.	7- 4	100	0	266	262	128	128	18	18	
TOTALS	RPI 1-25	RPI 26-50	W-L RECORDS	RPI 51-100	RPI 101-150	RPI 150+				
12- 10	0- 1	0- 1	OVERALL	0- 2	0- 0	12- 6				
5- 4	0- 0	0- 1	HOME	0- 1	0- 0	5- 2				
7- 6	0- 1	0- 0	AWAY	0- 1	0- 0	7- 4				
0- 0	0- 0	0- 0	NEUTRAL	0- 0	0- 0	0- 0				
7- 4	0- 1	0- 0	NON-CONFERENCE	0- 1	0- 0	7- 2				
2- 1	0- 0	0- 0	HOME	0- 1	0- 0	2- 0				
5- 3	0- 1	0- 0	AWAY	0- 0	0- 0	5- 2				
0- 0	0- 0	0- 0	NEUTRAL	0- 0	0- 0	0- 0				
5- 6	0- 0	0- 1	CONFERENCE	0- 1	0- 0	5- 4				
3- 3	0- 0	0- 1	HOME	0- 0	0- 0	3- 2				
2- 3	0- 0	0- 0	AWAY	0- 1	0- 0	2- 2				
0- 0	0- 0	0- 0	NEUTRAL	0- 0	0- 0	0- 0				

RPI 1-25				RPI 26-50				RPI 51-100				RPI 101+				Team's RPI: 211	
RPI	S	Opponent	Score	RPI	S	Opponent	Score	RPI	S	Opponent	Score	RPI	S	Opponent	Score		
21	A	Arizona	42 74	42	H	South Dakota	46 93	64	A	South Dakota St.	64 99	167	A	New Orleans	73 79		
								80	H	Illinois St.	58 66	184	H	Valparaiso	65 63		
												189	H	Rhode Island	67 61		
												208	A	Oral Roberts	52 75		
												208	H	Oral Roberts	72 86		
												209	H	Western Ill.	77 71		
												230	A	SMU	51 66		
												235	A	Milwaukee	66 58		
												237	A	Grand Canyon	78 76		
												292	A	North Dakota St.	82 92		
												294	A	Denver	90 82		
												294	H	Denver	81 91		
												298	A	Ga. Southern	69 56		
												303	H	Omaha	63 57		
												330	A	Purdue Fort Wayne	63 49		
												330	H	Purdue Fort Wayne	91 85		
												341	A	Charleston So.	73 57		
												346	A	South Carolina St.	95 53		
LAST 10 Division I																	
				42	H	South Dakota	46 93					292	A	North Dakota St.	82 92		
				208	H	Oral Roberts	72 86					64	A	South Dakota St.	64 99		
				330	A	Purdue Fort Wayne	63 49					208	A	Oral Roberts	52 75		
				209	H	Western Ill.	77 71					303	H	Omaha	63 57		
				294	H	Denver	81 91					330	H	Purdue Fort Wayne	91 85		

Non-Div I Games: Northland 118 35 Mayville St. 83 52

North Dakota

Loss, Non-Conf, S Site, H Home A Away N Neutral

Average RPI Win:	279	WON-LOST	WINNING	LAST 10	STRENGTH OF	OPP. STRENGTH	TEAM	ADJ.	CONF.	ADJ CONF.
Average RPI Loss:	140	RECORD	PCT. RANK	GAMES	SCHEDULE	OF SCHEDULE	RPI	RPI	RPI	RPI
DIV. I ONLY	5- 16	308	4-6	216	143	292	292	19	19	
DIV. I NON-CONF.	1- 9	326	0	145	29	291	291	18	18	
TOTALS	RPI 1-25	RPI 26-50	W-L RECORDS	RPI 51-100	RPI 101-150	RPI 150+				
5- 16	0- 0	0- 5	OVERALL	0- 1	0- 2	5- 8				
2- 8	0- 0	0- 2	HOME	0- 0	0- 1	2- 5				
3- 8	0- 0	0- 3	AWAY	0- 1	0- 1	3- 3				
0- 0	0- 0	0- 0	NEUTRAL	0- 0	0- 0	0- 0				
1- 9	0- 0	0- 4	NON-CONFERENCE	0- 0	0- 2	1- 3				
0- 5	0- 0	0- 1	HOME	0- 0	0- 1	0- 3				
1- 4	0- 0	0- 3	AWAY	0- 0	0- 1	1- 0				
0- 0	0- 0	0- 0	NEUTRAL	0- 0	0- 0	0- 0				
4- 7	0- 0	0- 1	CONFERENCE	0- 1	0- 0	4- 5				
2- 3	0- 0	0- 1	HOME	0- 0	0- 0	2- 2				
2- 4	0- 0	0- 0	AWAY	0- 1	0- 0	2- 3				
0- 0	0- 0	0- 0	NEUTRAL	0- 0	0- 0	0- 0				

RPI 1-25				RPI 26-50				RPI 51-100				RPI 101+				Team's RPI: 292	
RPI	S	Opponent	Score	RPI	S	Opponent	Score	RPI	S	Opponent	Score	RPI	S	Opponent	Score		
				34	A	Creighton	59 70	64	A	South Dakota St.	52 60	128	H	Wisconsin	63 64		
				42	H	South Dakota	36 80					145	A	Northeastern	61 72		
				43	A	Bradley	64 70					173	H	Northern Ill.	68 74		
				47	A	UNI	63 95					184	H	Valparaiso	54 66		
				49	H	Iowa St.	58 86					205	H	Wyoming	57 66		
												208	A	Oral Roberts	62 70		
												208	H	Oral Roberts	76 80		
												209	A	Western Ill.	79 86		
												209	H	Western Ill.	78 79		
												211	H	North Dakota	92 82		
												256	A	New Hampshire	67 61		
												294	A	Denver	82 91		
												294	H	Denver	85 80		
												303	A	Omaha	74 65		
												330	A	Purdue Fort Wayne	58 44		
LAST 10 Division I																	
				208	H	Oral Roberts	76 80	64	A	South Dakota St.	52 60						
				303	A	Omaha	74 65	211	H	North Dakota	92 82						
				209	A	Western Ill.	79 86	42	H	South Dakota	36 80						
				330	A	Purdue Fort Wayne	58 44	208	A	Oral Roberts	62 70						
				294	H	Denver	85 80	209	H	Western Ill.	78 79						

Non-Div I Games: Waldorf 92 26 Mayville St. 97 59

North Dakota St.



# North Florida

Through Games Of Feb. 9, 2020

Average RPI Win:	222	WON-LOST	WINNING	LAST 10	STRENGTH OF	OPP. STRENGTH	TEAM	ADJ.	CONF.	ADJ CONF.
Average RPI Loss:	92	RECORD	PCT. RANK	GAMES	SCHEDULE	OF SCHEDULE	RPI	RPI	RPI	RPI
DIV. I ONLY	11- 10	157	6-4	73	159	95	95	16	16	
DIV. I NON-CONF.	5- 6	187	0	61	146	93	93	15	15	
TOTALS	RPI 1-25	RPI 26-50	W-L RECORDS	RPI 51-100	RPI 101-150	RPI 150+				
11- 10	0- 4	0- 0	OVERALL	1- 2	2- 1	8- 3				
4- 2	0- 1	0- 0	HOME	0- 0	2- 0	2- 1				
5- 6	0- 3	0- 0	AWAY	0- 1	0- 1	5- 1				
2- 2	0- 0	0- 0	NEUTRAL	1- 1	0- 0	1- 1				
5- 6	0- 2	0- 0	NON-CONFERENCE	1- 2	1- 1	3- 1				
1- 0	0- 0	0- 0	HOME	0- 0	1- 0	0- 0				
2- 4	0- 2	0- 0	AWAY	0- 1	0- 1	2- 0				
2- 2	0- 0	0- 0	NEUTRAL	1- 1	0- 0	1- 1				
6- 4	0- 2	0- 0	CONFERENCE	0- 0	1- 0	5- 2				
3- 2	0- 1	0- 0	HOME	0- 0	1- 0	2- 1				
3- 2	0- 1	0- 0	AWAY	0- 0	0- 0	3- 1				
0- 0	0- 0	0- 0	NEUTRAL	0- 0	0- 0	0- 0				

RPI 1-25				RPI 26-50				RPI 51-100				RPI 101+			
RPI	S	Opponent	Score	RPI	S	Opponent	Score	RPI	S	Opponent	Score	RPI	S	Opponent	Score
15	A	Indiana	45 72					74	A	Miami (FL)	55 78	108	H	Liberty	65 50
24	A	Florida St.	41 70					79	N	Marist	54 69	128	A	Wisconsin	62 75
25	A	FGCU	65 76					99	N	Rider	80 70	141	H	Holy Cross	80 60
25	H	FGCU	50 72									152	A	North Ala.	51 54
												172	N	Norfolk St.	54 57
												185	A	Jacksonville	70 64
												224	A	Kennesaw St.	64 55
												224	H	Kennesaw St.	57 33
												227	H	Stetson	52 60
												273	A	Alabama A&M	73 64
												275	A	Lipscomb	68 60
												286	A	FIU	64 49
												291	N	Nicholls St.	64 61
												333	H	NJIT	71 48
LAST 10 Division I															
25	A	FGCU	65 76	185	A	Jacksonville	70 64								
227	H	Stetson	52 60	25	H	FGCU	50 72								
224	H	Kennesaw St.	57 33	333	H	NJIT	71 48								
108	H	Liberty	65 50	224	A	Kennesaw St.	64 55								
275	A	Lipscomb	68 60	152	A	North Ala.	51 54								

Non-Div I Games: Warner 110 46 Edward Waters 80 51

North Florida

Loss, Non-Conf, S Site, H Home A Away N Neutral

# North Texas

Through Games Of Feb. 9, 2020

Average RPI Win: <b>226</b>	WON-LOST	WINNING	LAST 10	STRENGTH OF	OPP. STRENGTH	TEAM	ADJ.	CONF.	ADJ CONF.
Average RPI Loss: <b>159</b>	RECORD	PCT. RANK	GAMES	SCHEDULE	OF SCHEDULE	RPI	RPI	RPI	RPI
DIV. I ONLY	7- 13	261	2-8	176	172	258	258	13	13
DIV. I NON-CONF.	4- 5	195	0	159	276	212	212	14	14
TOTALS	RPI 1-25	RPI 26-50	W-L RECORDS	RPI 51-100	RPI 101-150	RPI 150+			
7- 13	0- 1	1- 1	OVERALL	0- 2	0- 2	6- 7			
5- 6	0- 0	1- 0	HOME	0- 2	0- 2	4- 2			
2- 5	0- 0	0- 0	AWAY	0- 0	0- 0	2- 5			
0- 2	0- 1	0- 1	NEUTRAL	0- 0	0- 0	0- 0			
4- 5	0- 1	0- 1	NON-CONFERENCE	0- 0	0- 1	4- 2			
3- 1	0- 0	0- 0	HOME	0- 0	0- 1	3- 0			
1- 2	0- 0	0- 0	AWAY	0- 0	0- 0	1- 2			
0- 2	0- 1	0- 1	NEUTRAL	0- 0	0- 0	0- 0			
3- 8	0- 0	1- 0	CONFERENCE	0- 2	0- 1	2- 5			
2- 5	0- 0	1- 0	HOME	0- 2	0- 1	1- 2			
1- 3	0- 0	0- 0	AWAY	0- 0	0- 0	1- 3			
0- 0	0- 0	0- 0	NEUTRAL	0- 0	0- 0	0- 0			

RPI 1-25				RPI 26-50				RPI 51-100				RPI 101+ Team's RPI: 258			
RPI	S	Opponent	Score	RPI	S	Opponent	Score	RPI	S	Opponent	Score	RPI	S	Opponent	Score
13	N	NC State	65 76	30	H	Western Ky.	61 54	60	H	Middle Tenn.	60 80	110	H	UAB	50 51
				31	N	Texas	57 63	87	H	Rice	52 67	126	H	UT Arlington	49 68
												166	H	Louisiana	69 66
												179	A	Hawaii	66 60
												181	A	Fla. Atlantic	78 84
												212	A	UTEP	63 67
												216	A	CSU Bakersfield	52 61
												218	H	Southern Miss.	57 65
												242	H	Louisiana Tech	74 69
												247	H	Marshall	59 68
												278	A	Utah St.	55 66
												286	A	FIU	56 58
												299	A	UTSA	79 55
												319	H	Alcorn	67 31
												345	H	La.-Monroe	63 51
LAST 10 Division I															
110	H	UAB	50 51	242	H	Louisiana Tech	74 69								
60	H	Middle Tenn.	60 80	218	H	Southern Miss.	57 65								
87	H	Rice	52 67	181	A	Fla. Atlantic	78 84								
212	A	UTEP	63 67	286	A	FIU	56 58								
299	A	UTSA	79 55	247	H	Marshall	59 68								

Non-Div I Games: Mid-Amer. Christian59 **61** Xavier (LA) 68 31 Tex. A&M-Texarkana 114 54

North Texas

**Loss**, **Non-Conf**, S Site, **H** Home **A** Away N Neutral

Average RPI Win:	224	WON-LOST	WINNING	LAST 10	STRENGTH OF	OPP. STRENGTH	TEAM	ADJ.	CONF.	ADJ CONF.
Average RPI Loss:	78	RECORD	PCT. RANK	GAMES	SCHEDULE	OF SCHEDULE	RPI	RPI	RPI	RPI
DIV. I ONLY	10- 12	208	5-5	69	131	145	145	14	14	
DIV. I NON-CONF.	4- 7	225	0	33	110	124	124	13	13	
TOTALS	RPI 1-25	RPI 26-50	W-L RECORDS	RPI 51-100	RPI 101-150	RPI 150+				
10- 12	0- 2	0- 3	OVERALL	0- 4	3- 1	7- 2				
7- 5	0- 0	0- 2	HOME	0- 2	2- 0	5- 1				
3- 7	0- 2	0- 1	AWAY	0- 2	1- 1	2- 1				
0- 0	0- 0	0- 0	NEUTRAL	0- 0	0- 0	0- 0				
4- 7	0- 2	0- 2	NON-CONFERENCE	0- 2	1- 1	3- 0				
2- 3	0- 0	0- 2	HOME	0- 1	0- 0	2- 0				
2- 4	0- 2	0- 0	AWAY	0- 1	1- 1	1- 0				
0- 0	0- 0	0- 0	NEUTRAL	0- 0	0- 0	0- 0				
6- 5	0- 0	0- 1	CONFERENCE	0- 2	2- 0	4- 2				
5- 2	0- 0	0- 0	HOME	0- 1	2- 0	3- 1				
1- 3	0- 0	0- 1	AWAY	0- 1	0- 0	1- 1				
0- 0	0- 0	0- 0	NEUTRAL	0- 0	0- 0	0- 0				

RPI 1-25				RPI 26-50				RPI 51-100				RPI 101+ Team's RPI: 145			
RPI	S	Opponent	Score	RPI	S	Opponent	Score	RPI	S	Opponent	Score	RPI	S	Opponent	Score
1	A	Oregon	47 89	41	H	Yale	63 78	56	A	Drexel	41 50	101	A	Harvard	46 44
18	A	Central Mich.	63 79	42	H	South Dakota	76 80	56	H	Drexel	51 67	124	H	William & Mary	61 55
				44	A	James Madison	54 67	62	H	Dayton	60 71	137	H	Elon	68 65
								97	A	Fordham	58 74	150	A	Boston U.	56 72
												182	A	Towson	68 81
												190	A	Delaware	72 62
												190	H	Delaware	69 81
												223	A	Maine	66 58
												252	H	Col. of Charleston	72 68
												260	H	UNCW	63 61
												292	H	North Dakota St.	72 61
												316	H	Hofstra	74 51
												348	H	Hartford	60 47
LAST 10 Division I															
				56	H	Drexel	51 67	182	A	Towson	68 81				
				190	H	Delaware	69 81	124	H	William & Mary	61 55				
				260	H	UNCW	63 61	137	H	Elon	68 65				
				252	H	Col. of Charleston	72 68	190	A	Delaware	72 62				
				44	A	James Madison	54 67	56	A	Drexel	41 50				

Non-Div I Games:

Northeastern

■ Loss, 
 ■ Non-Conf, 
 ■ S Site, 
 ■ H Home 
 ■ A Away 
 N Neutral

Northern Ariz.

Through Games Of Feb. 9, 2020

Average RPI Win:	255	WON-LOST	WINNING	LAST 10	STRENGTH OF	OPP. STRENGTH	TEAM	ADJ.	CONF.	ADJ CONF.
Average RPI Loss:	146	RECORD	PCT. RANK	GAMES	SCHEDULE	OF SCHEDULE	RPI	RPI	RPI	RPI
DIV. I ONLY	12- 10	145	8-2	231	263	186	186	18	18	
DIV. I NON-CONF.	3- 6	235	0	98	266	191	191	17	17	
TOTALS	RPI 1-25	RPI 26-50	W-L RECORDS	RPI 51-100	RPI 101-150	RPI 150+				
12- 10	0- 1	0- 0	OVERALL	0- 3	1- 0	11- 6				
5- 4	0- 0	0- 0	HOME	0- 1	0- 0	5- 3				
6- 5	0- 0	0- 0	AWAY	0- 2	1- 0	5- 3				
1- 1	0- 1	0- 0	NEUTRAL	0- 0	0- 0	1- 0				
3- 6	0- 1	0- 0	NON-CONFERENCE	0- 2	0- 0	3- 3				
1- 1	0- 0	0- 0	HOME	0- 0	0- 0	1- 1				
1- 4	0- 0	0- 0	AWAY	0- 2	0- 0	1- 2				
1- 1	0- 1	0- 0	NEUTRAL	0- 0	0- 0	1- 0				
9- 4	0- 0	0- 0	CONFERENCE	0- 1	1- 0	8- 3				
4- 3	0- 0	0- 0	HOME	0- 1	0- 0	4- 2				
5- 1	0- 0	0- 0	AWAY	0- 0	1- 0	4- 1				
0- 0	0- 0	0- 0	NEUTRAL	0- 0	0- 0	0- 0				

RPI S	Opponent	Score	RPI S	Opponent	Score	RPI S	Opponent	Score	RPI S	Opponent	Score	Team's RPI: 186
14 N	Oregon St.	57 91				59 A	Fresno St.	66 83	121 A	Idaho	71 70	
						87 A	Rice	57 71	151 N	San Jose St.	67 64	
						91 H	Montana St.	64 72	159 H	UC Davis	61 71	
									164 H	Southern Utah	84 76	
									174 H	Montana	71 79	
									192 A	Portland St.	54 66	
									193 A	New Mexico	76 83	
									198 A	Idaho St.	70 59	
									198 H	Idaho St.	76 79	
									233 H	Northern Colo.	72 45	
									290 A	California Baptist	79 98	
									306 A	Eastern Wash.	70 62	
									308 A	Sacramento St.	85 65	
									308 H	Sacramento St.	114 107	
									309 H	Seattle U	88 80	
									321 A	Weber St.	88 82	
									321 H	Weber St.	92 61	
									323 A	Houston Baptist	79 62	
LAST 10 Division I												
321 H	Weber St.	92 61	192 A	Portland St.	54 66							
198 H	Idaho St.	76 79	233 H	Northern Colo.	72 45							
306 A	Eastern Wash.	70 62	164 H	Southern Utah	84 76							
121 A	Idaho	71 70	198 A	Idaho St.	70 59							
308 A	Sacramento St.	85 65	308 H	Sacramento St.	114 107							

Non-Div I Games:

Northern Ariz.

Loss, Non-Conf, S Site, H Home A Away N Neutral

Average RPI Win:	254	WON-LOST	WINNING	LAST 10	STRENGTH OF	OPP. STRENGTH	TEAM	ADJ.	CONF.	ADJ CONF.
Average RPI Loss:	173	RECORD	PCT. RANK	GAMES	SCHEDULE	OF SCHEDULE	RPI	RPI	RPI	RPI
DIV. I ONLY	9- 11	212	4-6	283	183	233	233	18	18	
DIV. I NON-CONF.	4- 5	195	0	231	134	185	185	17	17	
TOTALS	RPI 1-25	RPI 26-50	W-L RECORDS	RPI 51-100	RPI 101-150	RPI 150+				
9- 11	0- 2	0- 0	OVERALL	0- 1	0- 1	9- 7				
3- 5	0- 0	0- 0	HOME	0- 0	0- 1	3- 4				
6- 6	0- 2	0- 0	AWAY	0- 1	0- 0	6- 3				
0- 0	0- 0	0- 0	NEUTRAL	0- 0	0- 0	0- 0				
4- 5	0- 2	0- 0	NON-CONFERENCE	0- 0	0- 0	4- 3				
1- 2	0- 0	0- 0	HOME	0- 0	0- 0	1- 2				
3- 3	0- 2	0- 0	AWAY	0- 0	0- 0	3- 1				
0- 0	0- 0	0- 0	NEUTRAL	0- 0	0- 0	0- 0				
5- 6	0- 0	0- 0	CONFERENCE	0- 1	0- 1	5- 4				
2- 3	0- 0	0- 0	HOME	0- 0	0- 1	2- 2				
3- 3	0- 0	0- 0	AWAY	0- 1	0- 0	3- 2				
0- 0	0- 0	0- 0	NEUTRAL	0- 0	0- 0	0- 0				

RPI 1-25				RPI 26-50				RPI 51-100				RPI 101+ Team's RPI: 233			
RPI	S	Opponent	Score	RPI	S	Opponent	Score	RPI	S	Opponent	Score	RPI	S	Opponent	Score
5	A	UCLA	58 92					91	A	Montana St.	58 91	121	H	Idaho	46 57
10	A	Stanford	36 90									164	H	Southern Utah	55 68
												174	A	Montana	67 58
												186	A	Northern Ariz.	45 72
												192	H	Portland St.	77 58
												198	A	Idaho St.	39 59
												205	A	Wyoming	46 44
												230	A	SMU	61 52
												234	A	Chattanooga	59 42
												243	H	San Francisco	83 90
												268	H	Colorado St.	58 75
												294	A	Denver	55 74
												306	H	Eastern Wash.	63 42
												308	A	Sacramento St.	73 63
												313	H	Air Force	72 62
												321	A	Weber St.	69 65
												321	H	Weber St.	60 65
LAST 10 Division I															
164	H	Southern Utah	55 68	186	A	Northern Ariz.	45 72								
321	A	Weber St.	69 65	308	A	Sacramento St.	73 63								
198	A	Idaho St.	39 59	321	H	Weber St.	60 65								
306	H	Eastern Wash.	63 42	174	A	Montana	67 58								
121	H	Idaho	46 57	91	A	Montana St.	58 91								

Non-Div I Games:

Northern Colo.

■ Loss, 
 ■ Non-Conf, S Site, 
 ■ Home 
 ■ Away 
 N Neutral

Average RPI Win:	213	WON-LOST	WINNING	LAST 10	STRENGTH OF	OPP. STRENGTH	TEAM	ADJ.	CONF.	ADJ CONF.
Average RPI Loss:	95	RECORD	PCT. RANK	GAMES	SCHEDULE	OF SCHEDULE	RPI	RPI	RPI	RPI
DIV. I ONLY	7- 14	267	3-7	65	119	173	173	10	10	
DIV. I NON-CONF.	4- 7	225	0	65	176	158	158	10	10	
TOTALS	RPI 1-25	RPI 26-50	W-L RECORDS	RPI 51-100	RPI 101-150	RPI 150+				
7- 14	0- 1	0- 3	OVERALL	0- 4	1- 3	6- 3				
2- 6	0- 0	0- 1	HOME	0- 2	1- 3	1- 0				
4- 7	0- 1	0- 1	AWAY	0- 2	0- 0	4- 3				
1- 1	0- 0	0- 1	NEUTRAL	0- 0	0- 0	1- 0				
4- 7	0- 0	0- 3	NON-CONFERENCE	0- 2	0- 1	4- 1				
1- 3	0- 0	0- 1	HOME	0- 1	0- 1	1- 0				
2- 3	0- 0	0- 1	AWAY	0- 1	0- 0	2- 1				
1- 1	0- 0	0- 1	NEUTRAL	0- 0	0- 0	1- 0				
3- 7	0- 1	0- 0	CONFERENCE	0- 2	1- 2	2- 2				
1- 3	0- 0	0- 0	HOME	0- 1	1- 2	0- 0				
2- 4	0- 1	0- 0	AWAY	0- 1	0- 0	2- 2				
0- 0	0- 0	0- 0	NEUTRAL	0- 0	0- 0	0- 0				

RPI 1-25				RPI 26-50				RPI 51-100				RPI 101+ Team's RPI: 173			
RPI	S	Opponent	Score	RPI	S	Opponent	Score	RPI	S	Opponent	Score	RPI	S	Opponent	Score
18	A	Central Mich.	60 66	29	H	Drake	49 73	53	A	Ohio	67 87	101	H	Harvard	53 59
				40	A	Purdue	63 68	53	H	Ohio	79 85	107	H	Buffalo	64 63
				42	N	South Dakota	48 91	80	A	Illinois St.	66 69	111	H	Kent St.	71 79
								85	H	Southern Ill.	61 80	147	H	Toledo	51 63
												162	N	Tennessee Tech	82 74
												165	A	Eastern Mich.	55 62
												168	A	Miami (OH)	64 66
												194	A	Akron	70 65
												220	H	Eastern Ill.	61 48
												235	A	Milwaukee	65 78
												249	A	Bowling Green	92 87
												268	A	Colorado St.	80 75
												292	A	North Dakota St.	74 68
LAST 10 Division I															
249	A	Bowling Green	92 87	194	A	Akron	70 65								
18	A	Central Mich.	60 66	111	H	Kent St.	71 79								
107	H	Buffalo	64 63	147	H	Toledo	51 63								
165	A	Eastern Mich.	55 62	168	A	Miami (OH)	64 66								
53	H	Ohio	79 85	53	A	Ohio	67 87								

Non-Div I Games:

Northern Ill.

■ Loss, 
 ■ Non-Conf, 
 ■ S Site, 
 ■ Home 
 ■ A Away 
 N Neutral

Northern Ky.

Through Games Of Feb. 9, 2020

Average RPI Win:	265	WON-LOST	WINNING	LAST 10	STRENGTH OF	OPP. STRENGTH	TEAM	ADJ.	CONF.	ADJ CONF.
Average RPI Loss:	144	RECORD	PCT. RANK	GAMES	SCHEDULE	OF SCHEDULE	RPI	RPI	RPI	RPI
DIV. I ONLY	14- 10	120	6-4	282	219	201	201	22	22	
DIV. I NON-CONF.	6- 5	151	0	309	166	224	224	19	19	
TOTALS	RPI 1-25	RPI 26-50	W-L RECORDS	RPI 51-100	RPI 101-150	RPI 150+				
14- 10	0- 1	0- 0	OVERALL	0- 3	1- 1	13- 5				
8- 4	0- 1	0- 0	HOME	0- 1	1- 0	7- 2				
5- 6	0- 0	0- 0	AWAY	0- 2	0- 1	5- 3				
1- 0	0- 0	0- 0	NEUTRAL	0- 0	0- 0	1- 0				
6- 5	0- 1	0- 0	NON-CONFERENCE	0- 2	0- 0	6- 2				
3- 2	0- 1	0- 0	HOME	0- 1	0- 0	3- 0				
2- 3	0- 0	0- 0	AWAY	0- 1	0- 0	2- 2				
1- 0	0- 0	0- 0	NEUTRAL	0- 0	0- 0	1- 0				
8- 5	0- 0	0- 0	CONFERENCE	0- 1	1- 1	7- 3				
5- 2	0- 0	0- 0	HOME	0- 0	1- 0	4- 2				
3- 3	0- 0	0- 0	AWAY	0- 1	0- 1	3- 1				
0- 0	0- 0	0- 0	NEUTRAL	0- 0	0- 0	0- 0				

RPI S	Opponent	Score	RPI S	Opponent	Score	RPI S	Opponent	Score	RPI S	Opponent	Score	Team's RPI: 201
12	H Louisville	57 85				55	A IUPUI	61 89	140	A Green Bay	44 65	
						57	A Belmont	45 62	140	H Green Bay	63 43	
						90	H Saint Louis	42 67	156	H Wright St.	55 63	
									191	A Cleveland St.	62 66	
									191	H Cleveland St.	68 73	
									214	H Central Ark.	72 56	
									235	A Milwaukee	61 49	
									235	H Milwaukee	61 37	
									246	A Youngstown St.	59 55	
									246	H Youngstown St.	75 56	
									265	H Wofford	80 72	
									271	A Eastern Ky.	62 69	
									275	A Lipscomb	69 71	
									281	H Oakland	69 60	
									282	A Indiana St.	70 68	
									286	A FIU	67 45	
									300	N Jacksonville St.	66 63	
									303	H Omaha	57 40	
									328	H Detroit Mercy	72 60	
									342	A UIC	88 46	
LAST 10 Division I												
246	A Youngstown St.	59 55	281	H Oakland	69 60							
191	A Cleveland St.	62 66	156	H Wright St.	55 63							
140	H Green Bay	63 43	342	A UIC	88 46							
235	H Milwaukee	61 37	55	A IUPUI	61 89							
328	H Detroit Mercy	72 60	191	H Cleveland St.	68 73							

Non-Div I Games:

Northern Ky.

Loss, Non-Conf, S Site, H Home A Away N Neutral

## Northwestern

Through Games Of Feb. 9, 2020

Average RPI Win:	123	WON-LOST	WINNING	LAST 10	STRENGTH OF	OPP. STRENGTH	TEAM	ADJ.	CONF.	ADJ CONF.
Average RPI Loss:	10	RECORD	PCT. RANK	GAMES	SCHEDULE	OF SCHEDULE	RPI	RPI	RPI	RPI
DIV. I ONLY	19- 3	17	8-2	38	1	16	16	2	2	
DIV. I NON-CONF.	10- 1	20	0	125	19	29	29	2	2	
TOTALS	RPI 1-25	RPI 26-50	W-L RECORDS	RPI 51-100	RPI 101-150	RPI 150+				
19- 3	2- 3	4- 0	OVERALL	4- 0	1- 0	8- 0				
10- 2	1- 2	2- 0	HOME	2- 0	1- 0	4- 0				
7- 1	1- 1	2- 0	AWAY	2- 0	0- 0	2- 0				
2- 0	0- 0	0- 0	NEUTRAL	0- 0	0- 0	2- 0				
10- 1	0- 1	2- 0	NON-CONFERENCE	2- 0	1- 0	5- 0				
6- 1	0- 1	0- 0	HOME	2- 0	1- 0	3- 0				
2- 0	0- 0	2- 0	AWAY	0- 0	0- 0	0- 0				
2- 0	0- 0	0- 0	NEUTRAL	0- 0	0- 0	2- 0				
9- 2	2- 2	2- 0	CONFERENCE	2- 0	0- 0	3- 0				
4- 1	1- 1	2- 0	HOME	0- 0	0- 0	1- 0				
5- 1	1- 1	0- 0	AWAY	2- 0	0- 0	2- 0				
0- 0	0- 0	0- 0	NEUTRAL	0- 0	0- 0	0- 0				

RPI	S	Opponent	Score	RPI	S	Opponent	Score	RPI	S	Opponent	Score	RPI	S	Opponent	Score
3	A	Maryland	61 70	35	A	Marquette	64 56	52	A	Minnesota	56 54	126	H	UT Arlington	74 47
3	H	Maryland	81 58	36	A	Duke	63 42	77	H	Boston College	66 63	171	A	Illinois	77 50
6	H	Iowa	51 77	37	H	Michigan	81 73	84	H	Colgate	73 44	184	H	Valparaiso	69 48
15	A	Indiana	71 69	40	H	Purdue	61 56	100	A	Michigan St.	76 48	199	H	Dartmouth	79 37
20	H	DePaul	68 70									204	A	Penn St.	82 59
												204	H	Penn St.	85 59
												251	H	Loyola Maryland	67 46
												262	N	East Carolina	64 45
												263	N	Xavier	79 59
LAST 10 Division I															
204	A	Penn St.	82 59	15	A	Indiana	71 69								
37	H	Michigan	81 73	40	H	Purdue	61 56								
3	A	Maryland	61 70	52	A	Minnesota	56 54								
100	A	Michigan St.	76 48	6	H	Iowa	51 77								
204	H	Penn St.	85 59	3	H	Maryland	81 58								

Non-Div I Games:

Northwestern

Loss, 
Non-Conf, S Site, 
H Home
A Away 
N Neutral



Average RPI Win:	322	WON-LOST	WINNING	LAST 10	STRENGTH OF	OPP. STRENGTH	TEAM	ADJ.	CONF.	ADJ CONF.
Average RPI Loss:	178	RECORD	PCT. RANK	GAMES	SCHEDULE	OF SCHEDULE	RPI	RPI	RPI	RPI
DIV. I ONLY	4- 15	315	3-7	289	305	332	332	23	23	
DIV. I NON-CONF.	1- 5	313	0	229	282	320	320	21	21	
TOTALS	RPI 1-25	RPI 26-50	W-L RECORDS	RPI 51-100	RPI 101-150	RPI 150+				
4- 15	0- 0	0- 2	OVERALL	0- 0	0- 3	4- 10				
3- 7	0- 0	0- 0	HOME	0- 0	0- 1	3- 6				
1- 8	0- 0	0- 2	AWAY	0- 0	0- 2	1- 4				
0- 0	0- 0	0- 0	NEUTRAL	0- 0	0- 0	0- 0				
1- 5	0- 0	0- 2	NON-CONFERENCE	0- 0	0- 0	1- 3				
1- 1	0- 0	0- 0	HOME	0- 0	0- 0	1- 1				
0- 4	0- 0	0- 2	AWAY	0- 0	0- 0	0- 2				
0- 0	0- 0	0- 0	NEUTRAL	0- 0	0- 0	0- 0				
3- 10	0- 0	0- 0	CONFERENCE	0- 0	0- 3	3- 7				
2- 6	0- 0	0- 0	HOME	0- 0	0- 1	2- 5				
1- 4	0- 0	0- 0	AWAY	0- 0	0- 2	1- 2				
0- 0	0- 0	0- 0	NEUTRAL	0- 0	0- 0	0- 0				

RPI 1-25			RPI 26-50			RPI 51-100			RPI 101+			Team's RPI: 332
RPI	S	Opponent	Score	RPI	S	Opponent	Score	RPI	S	Opponent	Score	
				31	A	Texas	49 91					
				39	A	Arkansas	39 99					
								104	A	SFA	40 89	
								109	A	Abilene Christian	69 84	
								112	H	A&M-Corpus Christi	59 72	
								157	H	Jackson St.	49 66	
								158	A	Texas Tech	49 79	
								167	H	New Orleans	63 77	
								169	H	Sam Houston St.	69 79	
								214	H	Central Ark.	44 51	
								222	H	Southeastern La.	56 72	
								229	A	Lamar University	58 61	
								285	H	Incarinate Word	67 69	
								291	H	Nicholls St.	58 54	
								323	A	Houston Baptist	54 46	
								323	H	Houston Baptist	69 60	
								334	A	McNeese	51 61	
								345	A	La.-Monroe	54 63	
								349	H	Grambling	65 61	
LAST 10 Division I												
				323	A	Houston Baptist	54 46					
				109	A	Abilene Christian	69 84					
				214	H	Central Ark.	44 51					
				167	H	New Orleans	63 77					
				222	H	Southeastern La.	56 72					
				104	A	SFA	40 89					
				291	H	Nicholls St.	58 54					
				334	A	McNeese	51 61					
				285	H	Incarinate Word	67 69					
				323	H	Houston Baptist	69 60					

Non-Div I Games: LeTourneau 91 61 LSU-Shreveport 63 68 Central Baptist 61 59

Northwestern St.

Loss, Non-Conf, S Site, H Home A Away N Neutral

Average RPI Win:	143	WON-LOST	WINNING	LAST 10	STRENGTH OF	OPP. STRENGTH	TEAM	ADJ.	CONF.	ADJ CONF.
Average RPI Loss:	56	RECORD	PCT. RANK	GAMES	SCHEDULE	OF SCHEDULE	RPI	RPI	RPI	RPI
DIV. I ONLY	10- 14	228	4-6	31	6	103	103	5	5	
DIV. I NON-CONF.	5- 7	205	0	5	11	67	67	3	3	
TOTALS	RPI 1-25	RPI 26-50	W-L RECORDS	RPI 51-100	RPI 101-150	RPI 150+				
10- 14	0- 5	1- 2	OVERALL	4- 6	2- 0	3- 1				
4- 8	0- 3	0- 1	HOME	1- 3	1- 0	2- 1				
5- 4	0- 1	1- 1	AWAY	2- 2	1- 0	1- 0				
1- 2	0- 1	0- 0	NEUTRAL	1- 1	0- 0	0- 0				
5- 7	0- 3	1- 1	NON-CONFERENCE	2- 3	1- 0	1- 0				
2- 4	0- 1	0- 1	HOME	0- 2	1- 0	1- 0				
2- 1	0- 1	1- 0	AWAY	1- 0	0- 0	0- 0				
1- 2	0- 1	0- 0	NEUTRAL	1- 1	0- 0	0- 0				
5- 7	0- 2	0- 1	CONFERENCE	2- 3	1- 0	2- 1				
2- 4	0- 2	0- 0	HOME	1- 1	0- 0	1- 1				
3- 3	0- 0	0- 1	AWAY	1- 2	1- 0	1- 0				
0- 0	0- 0	0- 0	NEUTRAL	0- 0	0- 0	0- 0				

RPI 1-25				RPI 26-50				RPI 51-100				RPI 101+ Team's RPI: 103			
RPI	S	Opponent	Score	RPI	S	Opponent	Score	RPI	S	Opponent	Score	RPI	S	Opponent	Score
7	A	UConn	57 81	36	A	Duke	47 50	51	A	Virginia	60 90	116	A	Wake Forest	75 71
12	H	Louisville	54 86	37	A	Michigan	76 72	52	H	Minnesota	67 75	147	H	Toledo	54 51
13	H	NC State	56 90	45	H	Tennessee	63 74	64	N	South Dakota St.	59 65	197	H	Clemson	55 71
20	H	DePaul	94 105					67	N	South Fla.	67 51	251	H	Loyola Maryland	84 60
25	N	FGCU	60 69					74	H	Miami (FL)	76 53	277	A	Pittsburgh	60 52
								77	H	Boston College	65 75	277	H	Pittsburgh	74 52
								88	A	Syracuse	63 74				
								89	A	Georgia Tech	59 51				
								97	A	Fordham	60 55				
								100	H	Michigan St.	69 72				
LAST 10 Division I															
				277	H	Pittsburgh	74 52	74	H	Miami (FL)	76 53				
				116	A	Wake Forest	75 71	36	A	Duke	47 50				
				89	A	Georgia Tech	59 51	13	H	NC State	56 90				
				12	H	Louisville	54 86	77	H	Boston College	65 75				
				51	A	Virginia	60 90	88	A	Syracuse	63 74				

Non-Div I Games:

Notre Dame

Loss, Non-Conf, S Site, H Home A Away N Neutral

Average RPI Win:	289	WON-LOST	WINNING	LAST 10	STRENGTH OF	OPP. STRENGTH	TEAM	ADJ.	CONF.	ADJ CONF.
Average RPI Loss:	154	RECORD	PCT. RANK	GAMES	SCHEDULE	OF SCHEDULE	RPI	RPI	RPI	RPI
DIV. I ONLY	8- 13	242	4-6	304	213	281	281	22	22	
DIV. I NON-CONF.	3- 6	235	0	271	140	248	248	19	19	
TOTALS	RPI 1-25	RPI 26-50	W-L RECORDS	RPI 51-100	RPI 101-150	RPI 150+				
8- 13	0- 1	0- 2	OVERALL	0- 3	1- 0	7- 7				
4- 5	0- 1	0- 1	HOME	0- 1	1- 0	3- 2				
3- 8	0- 0	0- 1	AWAY	0- 2	0- 0	3- 5				
1- 0	0- 0	0- 0	NEUTRAL	0- 0	0- 0	1- 0				
3- 6	0- 1	0- 2	NON-CONFERENCE	0- 1	0- 0	3- 2				
0- 2	0- 1	0- 1	HOME	0- 0	0- 0	0- 0				
2- 4	0- 0	0- 1	AWAY	0- 1	0- 0	2- 2				
1- 0	0- 0	0- 0	NEUTRAL	0- 0	0- 0	1- 0				
5- 7	0- 0	0- 0	CONFERENCE	0- 2	1- 0	4- 5				
4- 3	0- 0	0- 0	HOME	0- 1	1- 0	3- 2				
1- 4	0- 0	0- 0	AWAY	0- 1	0- 0	1- 3				
0- 0	0- 0	0- 0	NEUTRAL	0- 0	0- 0	0- 0				

RPI 1-25				RPI 26-50				RPI 51-100				RPI 101+				Team's RPI: 281	
RPI	S	Opponent	Score	RPI	S	Opponent	Score	RPI	S	Opponent	Score	RPI	S	Opponent	Score		
18	H	Central Mich.	47 65	37	A	Michigan	64 79	55	A	IUPUI	41 76	140	H	Green Bay	93 88		
				43	H	Bradley	58 74	55	H	IUPUI	63 89	156	A	Wright St.	66 85		
								100	A	Michigan St.	56 76	191	H	Cleveland St.	58 79		
												201	A	Northern Ky.	60 69		
												235	H	Milwaukee	78 62		
												246	H	Youngstown St.	74 79		
												269	A	Niagara	63 77		
												283	A	St. Bonaventure	66 80		
												286	A	FIU	58 49		
												300	N	Jacksonville St.	61 55		
												328	A	Detroit Mercy	71 57		
												328	H	Detroit Mercy	65 60		
												342	A	UIC	64 70		
												342	H	UIC	63 46		
												350	A	Chicago St.	98 70		
LAST 10 Division I																	
				55	H	IUPUI	63 89					191	H	Cleveland St.	58 79		
				342	H	UIC	63 46					246	H	Youngstown St.	74 79		
				328	H	Detroit Mercy	65 60					235	H	Milwaukee	78 62		
				156	A	Wright St.	66 85					140	H	Green Bay	93 88		
				201	A	Northern Ky.	60 69					342	A	UIC	64 70		

Non-Div I Games: Lourdes 72 53 Concordia (MI) 76 42

Oakland

Loss, Non-Conf, S Site, H Home A Away N Neutral

Average RPI Win: <b>170</b>	WON-LOST	WINNING	LAST 10	STRENGTH OF	OPP. STRENGTH	TEAM	ADJ.	CONF.	ADJ CONF.
Average RPI Loss: <b>64</b>	RECORD	PCT. RANK	GAMES	SCHEDULE	OF SCHEDULE	RPI	RPI	RPI	RPI
DIV. I ONLY	15- 7	65	7-3	96	68	53	53	10	10
DIV. I NON-CONF.	7- 4	100	0	130	23	70	70	10	10
<hr/>									
TOTALS	RPI 1-25	RPI 26-50	W-L RECORDS	RPI 51-100	RPI 101-150	RPI 150+			
15- 7	0- 3	1- 1	OVERALL	2- 2	2- 0	10- 1			
9- 1	0- 1	0- 0	HOME	2- 0	1- 0	6- 0			
5- 5	0- 2	1- 1	AWAY	0- 1	1- 0	3- 1			
1- 1	0- 0	0- 0	NEUTRAL	0- 1	0- 0	1- 0			
7- 4	0- 1	1- 1	NON-CONFERENCE	1- 2	0- 0	5- 0			
4- 0	0- 0	0- 0	HOME	1- 0	0- 0	3- 0			
2- 3	0- 1	1- 1	AWAY	0- 1	0- 0	1- 0			
1- 1	0- 0	0- 0	NEUTRAL	0- 1	0- 0	1- 0			
8- 3	0- 2	0- 0	CONFERENCE	1- 0	2- 0	5- 1			
5- 1	0- 1	0- 0	HOME	1- 0	1- 0	3- 0			
3- 2	0- 1	0- 0	AWAY	0- 0	1- 0	2- 1			
0- 0	0- 0	0- 0	NEUTRAL	0- 0	0- 0	0- 0			

RPI 1-25				RPI 26-50				RPI 51-100 Team's RPI: 53				RPI 101+			
RPI	S	Opponent	Score	RPI	S	Opponent	Score	RPI	S	Opponent	Score	RPI	S	Opponent	Score
18	A	Central Mich.	90 <b>92</b>	26	A	Ohio St.	74 68	55	H	IUPUI	70 64	107	A	Buffalo	76 65
18	H	Central Mich.	71 <b>73</b>	31	A	Texas	60 <b>73</b>	70	H	Ball St.	79 71	111	H	Kent St.	63 57
23	A	TCU	72 <b>79</b>					88	A	Syracuse	54 <b>66</b>	165	A	Eastern Mich.	75 65
								94	N	Butler	55 <b>60</b>	173	A	Northern Ill.	85 79
												173	H	Northern Ill.	87 67
												177	H	American	81 69
												178	A	Western Mich.	72 <b>73</b>
												194	H	Akron	70 57
												234	A	Chattanooga	70 58
												247	H	Marshall	67 51
												249	H	Bowling Green	79 69
												277	N	Pittsburgh	72 50
												285	H	Incarnate Word	78 41
<hr/>															
LAST 10 Division I															
111	H	Kent St.	63 57	173	A	Northern Ill.	85 79								
165	A	Eastern Mich.	75 65	70	H	Ball St.	79 71								
18	A	Central Mich.	90 <b>92</b>	178	A	Western Mich.	72 <b>73</b>								
194	H	Akron	70 57	107	A	Buffalo	76 65								
249	H	Bowling Green	79 69	18	H	Central Mich.	71 <b>73</b>								

Non-Div I Games:

Ohio

Average RPI Win: <b>128</b>	WON-LOST	WINNING	LAST 10	STRENGTH OF	OPP. STRENGTH	TEAM	ADJ.	CONF.	ADJ CONF.
Average RPI Loss: <b>29</b>	RECORD	PCT. RANK	GAMES	SCHEDULE	OF SCHEDULE	RPI	RPI	RPI	RPI
DIV. I ONLY	<b>14- 9</b>	<b>103</b>	<b>6-4</b>	<b>6</b>	<b>29</b>	<b>26</b>	<b>26</b>	<b>2</b>	<b>2</b>
DIV. I NON-CONF.	<b>7- 4</b>	<b>100</b>	<b>0</b>	<b>3</b>	<b>92</b>	<b>17</b>	<b>17</b>	<b>2</b>	<b>2</b>
TOTALS	RPI 1-25	RPI 26-50	W-L RECORDS	RPI 51-100	RPI 101-150	RPI 150+			
14- 9	1- 5	2- 2	OVERALL	3- 2	2- 0	6- 0			
6- 4	1- 2	1- 1	HOME	0- 1	1- 0	3- 0			
6- 4	0- 3	0- 0	AWAY	3- 1	1- 0	2- 0			
2- 1	0- 0	1- 1	NEUTRAL	0- 0	0- 0	1- 0			
7- 4	1- 2	1- 1	NON-CONFERENCE	1- 1	1- 0	3- 0			
2- 2	1- 1	0- 0	HOME	0- 1	0- 0	1- 0			
3- 1	0- 1	0- 0	AWAY	1- 0	1- 0	1- 0			
2- 1	0- 0	1- 1	NEUTRAL	0- 0	0- 0	1- 0			
7- 5	0- 3	1- 1	CONFERENCE	2- 1	1- 0	3- 0			
4- 2	0- 1	1- 1	HOME	0- 0	1- 0	2- 0			
3- 3	0- 2	0- 0	AWAY	2- 1	0- 0	1- 0			
0- 0	0- 0	0- 0	NEUTRAL	0- 0	0- 0	0- 0			

RPI	S	Opponent	Score	RPI	S	Opponent	Score	Team's RPI: 26	RPI	S	Opponent	Score	RPI	S	Opponent	Score
3	A	Maryland	62 <b>72</b>	37	H	Michigan	78 69		52	A	Minnesota	66 63	111	A	Kent St.	75 65
3	H	Maryland	65 <b>85</b>	40	H	Purdue	50 <b>66</b>		53	H	Ohio	68 <b>74</b>	128	H	Wisconsin	82 74
6	A	Iowa	68 <b>77</b>	42	N	South Dakota	53 <b>68</b>		72	A	Nebraska	80 74	171	A	Illinois	78 58
7	H	UConn	62 <b>73</b>	47	N	UNI	64 46		82	A	Cincinnati	78 73	171	H	Illinois	77 47
10	A	Stanford	52 <b>71</b>						100	A	Michigan St.	65 <b>68</b>	184	N	Valparaiso	89 38
12	H	Louisville	67 60										204	H	Penn St.	80 70
													213	H	Radford	70 57
													308	A	Sacramento St.	104 74
LAST 10 Division I																
128	H	Wisconsin	82 74	171	H	Illinois	77 47									
171	A	Illinois	78 58	100	A	Michigan St.	65 <b>68</b>									
72	A	Nebraska	80 74	204	H	Penn St.	80 70									
3	H	Maryland	65 <b>85</b>	37	H	Michigan	78 69									
6	A	Iowa	68 <b>77</b>	3	A	Maryland	62 <b>72</b>									

Non-Div I Games:

Ohio St.

Average RPI Win:	95	WON-LOST	WINNING	LAST 10	STRENGTH OF	OPP. STRENGTH	TEAM	ADJ.	CONF.	ADJ CONF.
Average RPI Loss:	66	RECORD	PCT. RANK	GAMES	SCHEDULE	OF SCHEDULE	RPI	RPI	RPI	RPI
DIV. I ONLY	12- 11	165	5-5	1	54	38	38	3	3	
DIV. I NON-CONF.	7- 5	131	0	4	101	46	46	4	4	
TOTALS	RPI 1-25	RPI 26-50	W-L RECORDS	RPI 51-100	RPI 101-150	RPI 150+				
12- 11	1- 4	5- 3	OVERALL	0- 0	4- 2	2- 2				
9- 4	1- 3	3- 1	HOME	0- 0	3- 0	2- 0				
3- 6	0- 0	2- 2	AWAY	0- 0	1- 2	0- 2				
0- 1	0- 1	0- 0	NEUTRAL	0- 0	0- 0	0- 0				
7- 5	1- 2	1- 1	NON-CONFERENCE	0- 0	3- 1	2- 1				
7- 1	1- 1	1- 0	HOME	0- 0	3- 0	2- 0				
0- 3	0- 0	0- 1	AWAY	0- 0	0- 1	0- 1				
0- 1	0- 1	0- 0	NEUTRAL	0- 0	0- 0	0- 0				
5- 6	0- 2	4- 2	CONFERENCE	0- 0	1- 1	0- 1				
2- 3	0- 2	2- 1	HOME	0- 0	0- 0	0- 0				
3- 3	0- 0	2- 1	AWAY	0- 0	1- 1	0- 1				
0- 0	0- 0	0- 0	NEUTRAL	0- 0	0- 0	0- 0				

RPI 1-25				RPI 26-50				Team's RPI: 38	RPI 51-100				RPI 101+			
RPI	S	Opponent	Score	RPI	S	Opponent	Score		RPI	S	Opponent	Score	RPI	S	Opponent	Score
4	H	Missouri St.	90 96	29	H	Drake	93 84						104	H	SFA	75 62
7	N	UConn	53 97	30	A	Western Ky.	63 74						109	H	Abilene Christian	78 65
8	H	Baylor	56 77	31	H	Texas	53 70						110	H	UAB	82 75
22	H	LSU	90 68	46	A	West Virginia	73 49						115	A	Kansas	94 82
23	H	TCU	63 82	46	H	West Virginia	68 58						119	A	Kansas St.	74 92
				49	A	Iowa St.	59 63						148	A	Wichita St.	83 88
				49	H	Iowa St.	81 72						154	A	Houston	69 85
				50	A	Oklahoma St.	77 75						158	A	Texas Tech	84 89
													169	H	Sam Houston St.	95 71
													289	H	Prairie View	94 48
LAST 10 Division I																
				49	A	Iowa St.	59 63		158	A	Texas Tech	84 89				
				46	H	West Virginia	68 58		23	H	TCU	63 82				
				115	A	Kansas	94 82		46	A	West Virginia	73 49				
				31	H	Texas	53 70		49	H	Iowa St.	81 72				
				119	A	Kansas St.	74 92		50	A	Oklahoma St.	77 75				

Non-Div I Games:

Oklahoma

■ Loss, 
■ Non-Conf, S Site, 
■ Home 
■ Away 
N Neutral

Average RPI Win:	145	WON-LOST	WINNING	LAST 10	STRENGTH OF	OPP. STRENGTH	TEAM	ADJ.	CONF.	ADJ CONF.
Average RPI Loss:	39	RECORD	PCT. RANK	GAMES	SCHEDULE	OF SCHEDULE	RPI	RPI	RPI	RPI
DIV. I ONLY	13- 10	131	3-7	11	48	50	50	3	3	
DIV. I NON-CONF.	9- 3	63	0	25	98	30	30	4	4	
TOTALS	RPI 1-25	RPI 26-50	W-L RECORDS	RPI 51-100	RPI 101-150	RPI 150+				
13- 10	0- 5	2- 4	OVERALL	1- 0	5- 0	5- 1				
9- 4	0- 1	1- 3	HOME	1- 0	3- 0	4- 0				
3- 4	0- 2	1- 1	AWAY	0- 0	1- 0	1- 1				
1- 2	0- 2	0- 0	NEUTRAL	0- 0	1- 0	0- 0				
9- 3	0- 3	0- 0	NON-CONFERENCE	1- 0	3- 0	5- 0				
7- 0	0- 0	0- 0	HOME	1- 0	2- 0	4- 0				
1- 1	0- 1	0- 0	AWAY	0- 0	0- 0	1- 0				
1- 2	0- 2	0- 0	NEUTRAL	0- 0	1- 0	0- 0				
4- 7	0- 2	2- 4	CONFERENCE	0- 0	2- 0	0- 1				
2- 4	0- 1	1- 3	HOME	0- 0	1- 0	0- 0				
2- 3	0- 1	1- 1	AWAY	0- 0	1- 0	0- 1				
0- 0	0- 0	0- 0	NEUTRAL	0- 0	0- 0	0- 0				

RPI 1-25				RPI 26-50				Team's RPI: 50	RPI 51-100				RPI 101+			
RPI	S	Opponent	Score	RPI	S	Opponent	Score		RPI	S	Opponent	Score	RPI	S	Opponent	Score
1	N	Oregon	72 89	31	H	Texas	56 61		87	H	Rice	69 38	102	H	Duquesne	84 41
8	A	Baylor	48 94	38	H	Oklahoma	75 77						115	H	Kansas	67 49
12	N	Louisville	48 69	46	A	West Virginia	57 55						119	A	Kansas St.	70 63
17	A	Texas A&M	62 74	46	H	West Virginia	60 57						121	H	Idaho	62 47
23	H	TCU	68 72	49	A	Iowa St.	63 74						126	N	UT Arlington	60 47
				49	H	Iowa St.	63 64						158	A	Texas Tech	79 109
LAST 10 Division I																
				46	H	West Virginia	60 57		46	A	West Virginia	57 55				
				49	A	Iowa St.	63 74		49	H	Iowa St.	63 64				
				158	A	Texas Tech	79 109		119	A	Kansas St.	70 63				
				23	H	TCU	68 72		8	A	Baylor	48 94				
				31	H	Texas	56 61		38	H	Oklahoma	75 77				

Non-Div I Games:

Oklahoma St.

■ Loss, 
 ■ Non-Conf, 
 ■ S Site, 
 ■ H Home 
 ■ A Away 
 N Neutral

Average RPI Win:	186	WON-LOST	WINNING	LAST 10	STRENGTH OF	OPP. STRENGTH	TEAM	ADJ.	CONF.	ADJ CONF.
Average RPI Loss:	92	RECORD	PCT. RANK	GAMES	SCHEDULE	OF SCHEDULE	RPI	RPI	RPI	RPI
DIV. I ONLY	20- 3	16	9-1	137	137	32	32	13	13	
DIV. I NON-CONF.	10- 2	29	0	152	177	45	45	14	14	
TOTALS	RPI 1-25	RPI 26-50	W-L RECORDS	RPI 51-100	RPI 101-150	RPI 150+				
20- 3	0- 0	1- 0	OVERALL	2- 1	5- 2	12- 0				
11- 0	0- 0	1- 0	HOME	1- 0	2- 0	7- 0				
8- 3	0- 0	0- 0	AWAY	1- 1	2- 2	5- 0				
1- 0	0- 0	0- 0	NEUTRAL	0- 0	1- 0	0- 0				
10- 2	0- 0	0- 0	NON-CONFERENCE	0- 1	5- 1	5- 0				
6- 0	0- 0	0- 0	HOME	0- 0	2- 0	4- 0				
3- 2	0- 0	0- 0	AWAY	0- 1	2- 1	1- 0				
1- 0	0- 0	0- 0	NEUTRAL	0- 0	1- 0	0- 0				
10- 1	0- 0	1- 0	CONFERENCE	2- 0	0- 1	7- 0				
5- 0	0- 0	1- 0	HOME	1- 0	0- 0	3- 0				
5- 1	0- 0	0- 0	AWAY	1- 0	0- 1	4- 0				
0- 0	0- 0	0- 0	NEUTRAL	0- 0	0- 0	0- 0				

RPI 1-25				RPI 26-50				Team's RPI: 32				RPI 51-100				RPI 101+			
RPI	S	Opponent	Score	RPI	S	Opponent	Score	RPI	S	Opponent	Score	RPI	S	Opponent	Score	RPI	S	Opponent	Score
				30	H	Western Ky.	76 65					51	A	Virginia	53 56	110	A	UAB	65 76
												60	A	Middle Tenn.	67 56	114	A	VCU	49 62
												76	H	Charlotte	54 51	117	H	Campbell	59 44
																121	N	Idaho	67 55
																124	A	William & Mary	69 58
																127	A	Auburn	89 77
																130	H	Richmond	73 51
																170	H	Hampton	75 38
																181	A	Fla. Atlantic	75 63
																202	H	Mt. St. Mary's	85 34
																212	A	UTEP	77 69
																218	H	Southern Miss.	67 50
																242	H	Louisiana Tech	77 61
																247	H	Marshall	57 46
																253	H	Winthrop	68 44
																286	A	FIU	66 39
																299	A	UTSA	62 43
																312	A	Cal Poly	61 55
																314	H	UMES	48 39
LAST 10 Division I																			
				212	A	UTEP	77 69					286	A	FIU	66 39				
				299	A	UTSA	62 43					247	H	Marshall	57 46				
				242	H	Louisiana Tech	77 61					30	H	Western Ky.	76 65				
				218	H	Southern Miss.	67 50					76	H	Charlotte	54 51				
				181	A	Fla. Atlantic	75 63					110	A	UAB	65 76				

Non-Div I Games:

Old Dominion

■ Loss, 
 ■ Non-Conf, 
 ■ S Site, 
 ■ H Home 
 ■ A Away 
 N Neutral



Average RPI Win:	294	WON-LOST	WINNING	LAST 10	STRENGTH OF	OPP. STRENGTH	TEAM	ADJ.	CONF.	ADJ CONF.
Average RPI Loss:	108	RECORD	PCT. RANK	GAMES	SCHEDULE	OF SCHEDULE	RPI	RPI	RPI	RPI
DIV. I ONLY	7- 16	279	0-10	155	124	279	279	4	4	
DIV. I NON-CONF.	7- 6	161	0	314	347	298	298	5	5	
TOTALS	RPI 1-25	RPI 26-50	W-L RECORDS	RPI 51-100	RPI 101-150	RPI 150+				
7- 16	0- 4	0- 1	OVERALL	0- 2	0- 4	7- 5				
6- 8	0- 1	0- 1	HOME	0- 2	0- 2	6- 2				
0- 7	0- 3	0- 0	AWAY	0- 0	0- 2	0- 2				
1- 1	0- 0	0- 0	NEUTRAL	0- 0	0- 0	1- 1				
7- 6	0- 0	0- 0	NON-CONFERENCE	0- 0	0- 1	7- 5				
6- 3	0- 0	0- 0	HOME	0- 0	0- 1	6- 2				
0- 2	0- 0	0- 0	AWAY	0- 0	0- 0	0- 2				
1- 1	0- 0	0- 0	NEUTRAL	0- 0	0- 0	1- 1				
0- 10	0- 4	0- 1	CONFERENCE	0- 2	0- 3	0- 0				
0- 5	0- 1	0- 1	HOME	0- 2	0- 1	0- 0				
0- 5	0- 3	0- 0	AWAY	0- 0	0- 2	0- 0				
0- 0	0- 0	0- 0	NEUTRAL	0- 0	0- 0	0- 0				

RPI	S	Opponent	Score	RPI	S	Opponent	Score	RPI	S	Opponent	Score	RPI	S	Opponent	Score	Team's RPI: 279
2	H	South Carolina	32 87	45	H	Tennessee	28 84	65	H	Alabama	56 57	106	A	Vanderbilt	47 63	
9	A	Mississippi St.	39 80					83	H	Georgia	51 58	127	A	Auburn	43 59	
17	A	Texas A&M	35 79									129	H	Southeast Mo. St.	53 70	
22	A	LSU	44 52									131	H	Missouri	57 71	
												158	A	Texas Tech	48 84	
												166	H	Louisiana	42 53	
												167	H	New Orleans	64 69	
												169	H	Sam Houston St.	75 69	
												218	A	Southern Miss.	53 59	
												242	H	Louisiana Tech	76 53	
												277	N	Pittsburgh	50 58	
												298	H	Ga. Southern	69 66	
												319	N	Alcorn	73 55	
												331	H	Alabama St.	93 66	
												345	H	La.-Monroe	66 42	
												351	H	Mississippi Val.	72 53	
LAST 10 Division I																
106	A	Vanderbilt	47 63	131	H	Missouri	57 71									
65	H	Alabama	56 57	22	A	LSU	44 52									
2	H	South Carolina	32 87	45	H	Tennessee	28 84									
9	A	Mississippi St.	39 80	17	A	Texas A&M	35 79									
127	A	Auburn	43 59	83	H	Georgia	51 58									

Non-Div I Games:

Ole Miss

■ Loss, 
 ■ Non-Conf, 
 ■ S Site, 
 ■ H Home 
 ■ A Away 
 N Neutral

Average RPI Win:	258	WON-LOST	WINNING	LAST 10	STRENGTH OF	OPP. STRENGTH	TEAM	ADJ.	CONF.	ADJ CONF.
Average RPI Loss:	152	RECORD	PCT. RANK	GAMES	SCHEDULE	OF SCHEDULE	RPI	RPI	RPI	RPI
DIV. I ONLY	4- 17	319	1-9	121	276	303	303	19	19	
DIV. I NON-CONF.	3- 8	268	0	136	307	272	272	18	18	
TOTALS	RPI 1-25	RPI 26-50	W-L RECORDS	RPI 51-100	RPI 101-150	RPI 150+				
4- 17	0- 0	0- 4	OVERALL	0- 2	0- 3	4- 8				
3- 8	0- 0	0- 3	HOME	0- 1	0- 0	3- 4				
0- 8	0- 0	0- 1	AWAY	0- 1	0- 2	0- 4				
1- 1	0- 0	0- 0	NEUTRAL	0- 0	0- 1	1- 0				
3- 8	0- 0	0- 2	NON-CONFERENCE	0- 0	0- 3	3- 3				
2- 3	0- 0	0- 2	HOME	0- 0	0- 0	2- 1				
0- 4	0- 0	0- 0	AWAY	0- 0	0- 2	0- 2				
1- 1	0- 0	0- 0	NEUTRAL	0- 0	0- 1	1- 0				
1- 9	0- 0	0- 2	CONFERENCE	0- 2	0- 0	1- 5				
1- 5	0- 0	0- 1	HOME	0- 1	0- 0	1- 3				
0- 4	0- 0	0- 1	AWAY	0- 1	0- 0	0- 2				
0- 0	0- 0	0- 0	NEUTRAL	0- 0	0- 0	0- 0				

RPI S	Opponent	Score	RPI S	Opponent	Score	RPI S	Opponent	Score	RPI S	Opponent	Score	Team's RPI: 303
			34 H	Creighton	54 67	64 A	South Dakota St.	59 69	114 N	VCU	66 74	
			42 A	South Dakota	44 77	64 H	South Dakota St.	51 68	115 A	Kansas	48 63	
			42 H	South Dakota	39 71				119 A	Kansas St.	48 73	
			47 H	UNI	45 81				191 H	Cleveland St.	66 79	
									201 A	Northern Ky.	40 57	
									208 H	Oral Roberts	60 54	
									209 H	Western Ill.	69 83	
									211 A	North Dakota	57 63	
									219 H	UMKC	57 53	
									220 A	Eastern Ill.	52 65	
									254 H	Morgan St.	70 64	
									292 H	North Dakota St.	65 74	
									294 A	Denver	60 66	
									330 H	Purdue Fort Wayne	57 58	
									351 N	Mississippi Val.	78 70	
LAST 10 Division I												
			64 A	South Dakota St.	59 69	294 A	Denver	60 66				
			292 H	North Dakota St.	65 74	42 A	South Dakota	44 77				
			42 H	South Dakota	39 71	211 A	North Dakota	57 63				
			330 H	Purdue Fort Wayne	57 58	208 H	Oral Roberts	60 54				
			209 H	Western Ill.	69 83	64 H	South Dakota St.	51 68				

Non-Div I Games: Peru St. 92 58 Graceland (IA) 85 46

Omaha

Loss, Non-Conf, S Site, H Home A Away N Neutral

Oral Roberts

Through Games Of Feb. 9, 2020

Average RPI Win:	249	WON-LOST	WINNING	LAST 10	STRENGTH OF	OPP. STRENGTH	TEAM	ADJ.	CONF.	ADJ CONF.
Average RPI Loss:	137	RECORD	PCT. RANK	GAMES	SCHEDULE	OF SCHEDULE	RPI	RPI	RPI	RPI
DIV. I ONLY	9- 13	233	6-4	207	166	208	208	19	19	
DIV. I NON-CONF.	3- 8	268	0	202	93	274	274	18	18	
TOTALS	RPI 1-25	RPI 26-50	W-L RECORDS	RPI 51-100	RPI 101-150	RPI 150+				
9- 13	0- 0	0- 3	OVERALL	0- 4	1- 1	8- 5				
6- 2	0- 0	0- 0	HOME	0- 1	1- 0	5- 1				
3- 11	0- 0	0- 3	AWAY	0- 3	0- 1	3- 4				
0- 0	0- 0	0- 0	NEUTRAL	0- 0	0- 0	0- 0				
3- 8	0- 0	0- 2	NON-CONFERENCE	0- 2	1- 1	2- 3				
3- 1	0- 0	0- 0	HOME	0- 0	1- 0	2- 1				
0- 7	0- 0	0- 2	AWAY	0- 2	0- 1	0- 2				
0- 0	0- 0	0- 0	NEUTRAL	0- 0	0- 0	0- 0				
6- 5	0- 0	0- 1	CONFERENCE	0- 2	0- 0	6- 2				
3- 1	0- 0	0- 0	HOME	0- 1	0- 0	3- 0				
3- 4	0- 0	0- 1	AWAY	0- 1	0- 0	3- 2				
0- 0	0- 0	0- 0	NEUTRAL	0- 0	0- 0	0- 0				

RPI 1-25			RPI 26-50			RPI 51-100			RPI 101+ Team's RPI: 208		
RPI	S	Opponent	Score	RPI	S	Opponent	Score	RPI	S	Opponent	Score
				39	A	Arkansas	64 96	64	A	South Dakota St.	44 58
				42	A	South Dakota	56 79	64	H	South Dakota St.	61 76
				50	A	Oklahoma St.	44 78	72	A	Nebraska	67 77
								92	A	Utah	58 78
LAST 10 Division I											
				292	A	North Dakota St.	80 76	209	A	Western Ill.	61 75
				211	A	North Dakota	86 72	330	A	Purdue Fort Wayne	79 73
				64	H	South Dakota St.	61 76	211	H	North Dakota	75 52
				294	H	Denver	84 72	292	H	North Dakota St.	70 62
				42	A	South Dakota	56 79	303	A	Omaha	54 60
								323	H	Houston Baptist	73 74
								330	A	Purdue Fort Wayne	79 73

Non-Div I Games: Rogers St. 80 40 Cent. Christian (KS114 60

Oral Roberts

Loss, Non-Conf, S Site, H Home A Away N Neutral

Average RPI Win:	96	WON-LOST	WINNING	LAST 10	STRENGTH OF	OPP. STRENGTH	TEAM	ADJ.	CONF.	ADJ CONF.
Average RPI Loss:	20	RECORD	PCT. RANK	GAMES	SCHEDULE	OF SCHEDULE	RPI	RPI	RPI	RPI
DIV. I ONLY	22- 2	7	10-0	7	10	1	1	1	1	1
DIV. I NON-CONF.	11- 1	13	1-0	60	39	9	9	1	1	1
TOTALS	RPI 1-25	RPI 26-50	W-L RECORDS	RPI 51-100	RPI 101-150	RPI 150+				
22- 2	6- 1	2- 1	OVERALL	6- 0	5- 0	3- 0				
13- 0	3- 0	1- 0	HOME	3- 0	4- 0	2- 0				
7- 1	3- 0	0- 1	AWAY	3- 0	0- 0	1- 0				
2- 1	0- 1	1- 0	NEUTRAL	0- 0	1- 0	0- 0				
11- 1	1- 1	1- 0	NON-CONFERENCE	2- 0	4- 0	3- 0				
6- 0	0- 0	0- 0	HOME	1- 0	3- 0	2- 0				
3- 0	1- 0	0- 0	AWAY	1- 0	0- 0	1- 0				
2- 1	0- 1	1- 0	NEUTRAL	0- 0	1- 0	0- 0				
11- 1	5- 0	1- 1	CONFERENCE	4- 0	1- 0	0- 0				
7- 0	3- 0	1- 0	HOME	2- 0	1- 0	0- 0				
4- 1	2- 0	0- 1	AWAY	2- 0	0- 0	0- 0				
0- 0	0- 0	0- 0	NEUTRAL	0- 0	0- 0	0- 0				

RPI	S	Opponent	Score	RPI	S	Opponent	Score	RPI	S	Opponent	Score	RPI	S	Opponent	Score
7	A	UConn	74 56	27	A	Arizona St.	66 72	64	H	South Dakota St.	95 56	113	H	Texas Southern	99 63
10	H	Stanford	87 55	27	H	Arizona St.	79 48	66	A	Colorado	101 53	119	H	Kansas St.	89 51
12	N	Louisville	62 72	50	N	Oklahoma St.	89 72	66	H	Colorado	104 46	126	N	UT Arlington	91 54
14	A	Oregon St.	66 57					88	A	Syracuse	81 64	135	H	California	105 55
14	H	Oregon St.	76 64					92	A	Utah	90 63	145	H	Northeastern	89 47
21	A	Arizona	71 64					92	H	Utah	88 51	266	A	Long Beach St.	81 45
21	H	Arizona	85 52									278	H	Utah St.	109 52
												287	H	UC Riverside	84 41
LAST 10 Division I															
27	H	Arizona St.	79 48	14	A	Oregon St.	66 57								
21	H	Arizona	85 52	14	H	Oregon St.	76 64								
7	A	UConn	74 56	135	H	California	105 55								
66	A	Colorado	101 53	10	H	Stanford	87 55								
92	A	Utah	90 63	21	A	Arizona	71 64								

Non-Div I Games:

Oregon

Average RPI Win:	116	WON-LOST	WINNING	LAST 10	STRENGTH OF	OPP. STRENGTH	TEAM	ADJ.	CONF.	ADJ CONF.
Average RPI Loss:	12	RECORD	PCT. RANK	GAMES	SCHEDULE	OF SCHEDULE	RPI	RPI	RPI	RPI
DIV. I ONLY	19- 5	32	5-5	8	21	14	14	1	1	
DIV. I NON-CONF.	12- 0	1	0	59	78	5	5	1	1	
TOTALS	RPI 1-25	RPI 26-50	W-L RECORDS	RPI 51-100	RPI 101-150	RPI 150+				
19- 5	3- 4	1- 1	OVERALL	6- 0	3- 0	6- 0				
12- 3	2- 3	1- 0	HOME	2- 0	2- 0	5- 0				
4- 2	1- 1	0- 1	AWAY	3- 0	0- 0	0- 0				
3- 0	0- 0	0- 0	NEUTRAL	1- 0	1- 0	1- 0				
12- 0	2- 0	0- 0	NON-CONFERENCE	2- 0	2- 0	6- 0				
8- 0	2- 0	0- 0	HOME	0- 0	1- 0	5- 0				
1- 0	0- 0	0- 0	AWAY	1- 0	0- 0	0- 0				
3- 0	0- 0	0- 0	NEUTRAL	1- 0	1- 0	1- 0				
7- 5	1- 4	1- 1	CONFERENCE	4- 0	1- 0	0- 0				
4- 3	0- 3	1- 0	HOME	2- 0	1- 0	0- 0				
3- 2	1- 1	0- 1	AWAY	2- 0	0- 0	0- 0				
0- 0	0- 0	0- 0	NEUTRAL	0- 0	0- 0	0- 0				

RPI 1-25				Team's RPI: 14				RPI 26-50				RPI 51-100				RPI 101+			
RPI	S	Opponent	Score		RPI	S	Opponent	Score		RPI	S	Opponent	Score		RPI	S	Opponent	Score	
1	A	Oregon	64	76	27	A	Arizona St.	47	55	66	A	Colorado	79	52	105	H	Pacific	69	57
1	H	Oregon	57	66	27	H	Arizona St.	64	62	66	H	Colorado	72	60	108	N	Liberty	68	55
4	H	Missouri St.	80	69						69	N	BYU	65	34	135	H	California	81	44
10	H	Stanford	58	61						74	A	Miami (FL)	75	53	164	H	Southern Utah	95	45
20	H	DePaul	98	77						92	A	Utah	77	65	179	H	Hawaii	64	32
21	A	Arizona	63	61						92	H	Utah	77	48	186	N	Northern Ariz.	91	57
21	H	Arizona	58	65											216	H	CSU Bakersfield	69	50
															278	H	Utah St.	75	46
															302	H	UC Irvine	86	57
LAST 10 Division I																			
21	H	Arizona	58	65	1	A	Oregon	64	76										
27	H	Arizona St.	64	62	10	H	Stanford	58	61										
92	A	Utah	77	65	135	H	California	81	44										
66	A	Colorado	79	52	27	A	Arizona St.	47	55										
1	H	Oregon	57	66	21	A	Arizona	63	61										

Non-Div I Games:

Oregon St.

Average RPI Win:	223	WON-LOST	WINNING	LAST 10	STRENGTH OF	OPP. STRENGTH	TEAM	ADJ.	CONF.	ADJ CONF.
Average RPI Loss:	98	RECORD	PCT. RANK	GAMES	SCHEDULE	OF SCHEDULE	RPI	RPI	RPI	RPI
DIV. I ONLY	14- 10	120	5-5	130	113	105	105	11	11	
DIV. I NON-CONF.	7- 4	100	0	191	155	101	101	11	11	
TOTALS	RPI 1-25	RPI 26-50	W-L RECORDS	RPI 51-100	RPI 101-150	RPI 150+				
14- 10	0- 4	0- 0	OVERALL	1- 1	2- 2	11- 3				
7- 3	0- 1	0- 0	HOME	0- 1	1- 1	6- 0				
6- 6	0- 3	0- 0	AWAY	1- 0	1- 0	4- 3				
1- 1	0- 0	0- 0	NEUTRAL	0- 0	0- 1	1- 0				
7- 4	0- 2	0- 0	NON-CONFERENCE	1- 0	0- 1	6- 1				
4- 0	0- 0	0- 0	HOME	0- 0	0- 0	4- 0				
2- 3	0- 2	0- 0	AWAY	1- 0	0- 0	1- 1				
1- 1	0- 0	0- 0	NEUTRAL	0- 0	0- 1	1- 0				
7- 6	0- 2	0- 0	CONFERENCE	0- 1	2- 1	5- 2				
3- 3	0- 1	0- 0	HOME	0- 1	1- 1	2- 0				
4- 3	0- 1	0- 0	AWAY	0- 0	1- 0	3- 2				
0- 0	0- 0	0- 0	NEUTRAL	0- 0	0- 0	0- 0				

RPI	S	Opponent	Score
5	A	UCLA	57 68
11	A	Gonzaga	67 68
11	H	Gonzaga	65 83
14	A	Oregon St.	57 69

RPI	S	Opponent	Score
-----	---	----------	-------

RPI	S	Opponent	Score
56	A	Drexel	58 51
69	H	BYU	66 76

RPI	S	Opponent	Score	Team's RPI: 105
118	H	San Diego	64 66	
143	A	Portland	77 73	
143	H	Portland	77 70	
147	N	Toledo	65 66	
155	A	Saint Mary's (CA)	68 66	
187	A	Pepperdine	54 59	
187	H	Pepperdine	64 63	
203	A	Santa Clara	65 75	
216	A	CSU Bakersfield	70 80	
219	H	UMKC	89 60	
230	H	SMU	77 49	
243	A	San Francisco	84 61	
272	A	UC Santa Barbara	63 53	
280	A	LMU (CA)	87 70	
280	H	LMU (CA)	76 67	
282	H	Indiana St.	83 66	
311	N	St. Francis Brooklyn	71 62	
321	H	Weber St.	76 53	

## LAST 10 Division I

143	H	Portland	77 70	118	H	San Diego	64 66
11	H	Gonzaga	65 83	69	H	BYU	66 76
280	A	LMU (CA)	87 70	11	A	Gonzaga	67 68
187	A	Pepperdine	54 59	143	A	Portland	77 73
155	A	Saint Mary's (CA)	68 66	187	H	Pepperdine	64 63

Non-Div I Games:

Pacific

■ Loss, 
 ■ Non-Conf, 
 ■ S Site, 
 ■ H Home 
 ■ A Away 
 N Neutral

Average RPI Win:	213	WON-LOST	WINNING	LAST 10	STRENGTH OF	OPP. STRENGTH	TEAM	ADJ.	CONF.	ADJ CONF.
Average RPI Loss:	65	RECORD	PCT. RANK	GAMES	SCHEDULE	OF SCHEDULE	RPI	RPI	RPI	RPI
DIV. I ONLY	12- 5	59	6-4	206	99	86	86	8	8	
DIV. I NON-CONF.	9- 3	63	3-2	302	90	105	105	8	8	
TOTALS	RPI 1-25	RPI 26-50	W-L RECORDS	RPI 51-100	RPI 101-150	RPI 150+				
12- 5	0- 1	0- 1	OVERALL	1- 2	1- 1	10- 0				
7- 1	0- 1	0- 0	HOME	1- 0	1- 0	5- 0				
5- 4	0- 0	0- 1	AWAY	0- 2	0- 1	5- 0				
0- 0	0- 0	0- 0	NEUTRAL	0- 0	0- 0	0- 0				
9- 3	0- 0	0- 1	NON-CONFERENCE	1- 2	0- 0	8- 0				
5- 0	0- 0	0- 0	HOME	1- 0	0- 0	4- 0				
4- 3	0- 0	0- 1	AWAY	0- 2	0- 0	4- 0				
0- 0	0- 0	0- 0	NEUTRAL	0- 0	0- 0	0- 0				
3- 2	0- 1	0- 0	CONFERENCE	0- 0	1- 1	2- 0				
2- 1	0- 1	0- 0	HOME	0- 0	1- 0	1- 0				
1- 1	0- 0	0- 0	AWAY	0- 0	0- 1	1- 0				
0- 0	0- 0	0- 0	NEUTRAL	0- 0	0- 0	0- 0				

RPI 1-25				RPI 26-50				RPI 51-100				RPI 101+			
RPI	S	Opponent	Score	RPI	S	Opponent	Score	RPI	S	Opponent	Score	RPI	S	Opponent	Score
19	H	Princeton	55 75	36	A	Duke	50 66	56	H	Drexel	53 49	101	A	Harvard	51 58
								73	A	Temple	72 76	134	H	Cornell	63 41
								96	A	Villanova	58 70	163	H	Columbia	86 84
												179	A	Hawaii	70 55
												199	A	Dartmouth	66 33
												207	A	La Salle	65 49
												210	A	Saint Joseph's	55 45
												227	H	Stetson	81 41
												228	H	Iona	74 42
												274	H	Siena	92 44
												333	A	NJIT	85 51
												348	H	Hartford	74 46
LAST 10 Division I															
134	H	Cornell	63 41	96	A	Villanova	58 70	19	H	Princeton	55 75				
163	H	Columbia	86 84					179	A	Hawaii	70 55				
199	A	Dartmouth	66 33					56	H	Drexel	53 49				
101	A	Harvard	51 58					227	H	Stetson	81 41				
73	A	Temple	72 76												

Non-Div I Games: Chaminade 90 39

Penn

Average RPI Win:	210	WON-LOST	WINNING	LAST 10	STRENGTH OF	OPP. STRENGTH	TEAM	ADJ.	CONF.	ADJ CONF.
Average RPI Loss:	84	RECORD	PCT. RANK	GAMES	SCHEDULE	OF SCHEDULE	RPI	RPI	RPI	RPI
DIV. I ONLY	7- 17	287	1-9	50	64	204	204	2	2	
DIV. I NON-CONF.	6- 5	151	0	233	241	219	219	2	2	
-----										
TOTALS	RPI 1-25	RPI 26-50	W-L RECORDS	RPI 51-100	RPI 101-150	RPI 150+				
7- 17	0- 5	0- 5	OVERALL	2- 2	0- 1	5- 4				
5- 9	0- 3	0- 1	HOME	2- 2	0- 0	3- 3				
1- 7	0- 2	0- 4	AWAY	0- 0	0- 1	1- 0				
1- 1	0- 0	0- 0	NEUTRAL	0- 0	0- 0	1- 1				
6- 5	0- 1	0- 0	NON-CONFERENCE	1- 1	0- 0	5- 3				
4- 3	0- 0	0- 0	HOME	1- 1	0- 0	3- 2				
1- 1	0- 1	0- 0	AWAY	0- 0	0- 0	1- 0				
1- 1	0- 0	0- 0	NEUTRAL	0- 0	0- 0	1- 1				
1- 12	0- 4	0- 5	CONFERENCE	1- 1	0- 1	0- 1				
1- 6	0- 3	0- 1	HOME	1- 1	0- 0	0- 1				
0- 6	0- 1	0- 4	AWAY	0- 0	0- 1	0- 0				
0- 0	0- 0	0- 0	NEUTRAL	0- 0	0- 0	0- 0				

RPI 1-25				RPI 26-50				RPI 51-100				RPI 101+ Team's RPI: 204			
RPI	S	Opponent	Score	RPI	S	Opponent	Score	RPI	S	Opponent	Score	RPI	S	Opponent	Score
6	H	Iowa	66 77	26	A	Ohio St.	70 80	52	H	Minnesota	74 81	128	A	Wisconsin	65 71
15	H	Indiana	60 76	37	A	Michigan	48 82	97	H	Fordham	72 59	171	H	Illinois	66 70
16	A	Northwestern	59 85	40	A	Purdue	68 81	99	H	Rider	70 78	182	A	Towson	73 67
16	H	Northwestern	59 82	48	A	Rutgers	39 72	100	H	Michigan St.	86 73	197	H	Clemson	68 55
19	A	Princeton	55 72	48	H	Rutgers	57 62					207	H	La Salle	67 69
												226	H	George Mason	68 78
												266	N	Long Beach St.	56 64
												277	H	Pittsburgh	78 73
												296	H	Sacred Heart	88 65
												320	N	N.C. Central	92 68
-----															
LAST 10 Division I															
171	H	Illinois	66 70	15	H	Indiana	60 76								
48	A	Rutgers	39 72	16	A	Northwestern	59 85								
16	H	Northwestern	59 82	48	H	Rutgers	57 62								
6	H	Iowa	66 77	26	A	Ohio St.	70 80								
40	A	Purdue	68 81	100	H	Michigan St.	86 73								

Non-Div I Games:

Penn St.

■ Loss, 
■ Non-Conf, 
■ S Site, 
■ H Home 
■ A Away 
N Neutral



# Pepperdine

Through Games Of Feb. 9, 2020

Average RPI Win:	215	WON-LOST	WINNING	LAST 10	STRENGTH OF	OPP. STRENGTH	TEAM	ADJ.	CONF.	ADJ CONF.
Average RPI Loss:	133	RECORD	PCT. RANK	GAMES	SCHEDULE	OF SCHEDULE	RPI	RPI	RPI	RPI
DIV. I ONLY	11- 10	157	6-4	227	108	187	187	11	11	
DIV. I NON-CONF.	4- 4	164	0	310	181	247	247	11	11	
TOTALS	RPI 1-25	RPI 26-50	W-L RECORDS	RPI 51-100	RPI 101-150	RPI 150+				
11- 10	0- 1	0- 0	OVERALL	0- 2	2- 3	9- 4				
7- 4	0- 0	0- 0	HOME	0- 1	2- 0	5- 3				
4- 6	0- 1	0- 0	AWAY	0- 1	0- 3	4- 1				
0- 0	0- 0	0- 0	NEUTRAL	0- 0	0- 0	0- 0				
4- 4	0- 0	0- 0	NON-CONFERENCE	0- 1	0- 1	4- 2				
2- 2	0- 0	0- 0	HOME	0- 0	0- 0	2- 2				
2- 2	0- 0	0- 0	AWAY	0- 1	0- 1	2- 0				
0- 0	0- 0	0- 0	NEUTRAL	0- 0	0- 0	0- 0				
7- 6	0- 1	0- 0	CONFERENCE	0- 1	2- 2	5- 2				
5- 2	0- 0	0- 0	HOME	0- 1	2- 0	3- 1				
2- 4	0- 1	0- 0	AWAY	0- 0	0- 2	2- 1				
0- 0	0- 0	0- 0	NEUTRAL	0- 0	0- 0	0- 0				

RPI 1-25				RPI 26-50				RPI 51-100				RPI 101+ Team's RPI: 187			
RPI	S	Opponent	Score	RPI	S	Opponent	Score	RPI	S	Opponent	Score	RPI	S	Opponent	Score
11	A	Gonzaga	36 70					69	H	BYU	47 65	105	A	Pacific	63 64
								93	A	Washington St.	48 85	105	H	Pacific	59 54
												118	H	San Diego	73 57
												123	A	Boise St.	74 76
												143	A	Portland	67 69
												155	A	Saint Mary's (CA)	78 85
												155	H	Saint Mary's (CA)	73 64
												159	H	UC Davis	70 67
												176	H	UNLV	44 69
												179	H	Hawaii	51 52
												203	A	Santa Clara	79 61
												203	H	Santa Clara	79 71
												243	A	San Francisco	70 64
												243	H	San Francisco	82 70
												280	H	LMU (CA)	77 84
												306	A	Eastern Wash.	53 52
												312	H	Cal Poly	63 53
												322	A	New Mexico St.	72 69
LAST 10 Division I															
203	A	Santa Clara	79 61	11	A	Gonzaga	36 70								
243	A	San Francisco	70 64	280	H	LMU (CA)	77 84								
155	H	Saint Mary's (CA)	73 64	243	H	San Francisco	82 70								
105	H	Pacific	59 54	203	H	Santa Clara	79 71								
143	A	Portland	67 69	105	A	Pacific	63 64								

Non-Div I Games: Concordia (CA) 76 57 Cal St. L.A. 79 56

Pepperdine

Loss, Non-Conf, S Site, H Home A Away N Neutral

Average RPI Win:	266	WON-LOST	WINNING	LAST 10	STRENGTH OF	OPP. STRENGTH	TEAM	ADJ.	CONF.	ADJ CONF.
Average RPI Loss:	94	RECORD	PCT. RANK	GAMES	SCHEDULE	OF SCHEDULE	RPI	RPI	RPI	RPI
DIV. I ONLY	4- 19	322	1-9	87	87	277	277	5	5	
DIV. I NON-CONF.	3- 8	268	0	218	230	306	306	3	3	
TOTALS	RPI 1-25	RPI 26-50	W-L RECORDS	RPI 51-100	RPI 101-150	RPI 150+				
4- 19	0- 3	0- 1	OVERALL	0- 8	1- 3	3- 4				
3- 10	0- 2	0- 0	HOME	0- 4	1- 2	2- 2				
0- 8	0- 1	0- 1	AWAY	0- 3	0- 1	0- 2				
1- 1	0- 0	0- 0	NEUTRAL	0- 1	0- 0	1- 0				
3- 8	0- 0	0- 0	NON-CONFERENCE	0- 4	0- 1	3- 3				
2- 4	0- 0	0- 0	HOME	0- 1	0- 1	2- 2				
0- 3	0- 0	0- 0	AWAY	0- 2	0- 0	0- 1				
1- 1	0- 0	0- 0	NEUTRAL	0- 1	0- 0	1- 0				
1- 11	0- 3	0- 1	CONFERENCE	0- 4	1- 2	0- 1				
1- 6	0- 2	0- 0	HOME	0- 3	1- 1	0- 0				
0- 5	0- 1	0- 1	AWAY	0- 1	0- 1	0- 1				
0- 0	0- 0	0- 0	NEUTRAL	0- 0	0- 0	0- 0				

RPI 1-25				RPI 26-50				RPI 51-100				RPI 101+ Team's RPI: 277			
RPI	S	Opponent	Score	RPI	S	Opponent	Score	RPI	S	Opponent	Score	RPI	S	Opponent	Score
12	A	Louisville	49 83	33	A	Virginia Tech	56 68	53	N	Ohio	50 72	102	H	Duquesne	62 81
13	H	NC State	44 88					54	A	UCF	58 74	103	A	Notre Dame	52 74
24	H	Florida St.	41 66					75	H	Stony Brook	56 59	103	H	Notre Dame	52 60
								77	A	North Carolina	62 70	116	H	Wake Forest	53 48
								77	H	Boston College	70 79	168	H	Miami (OH)	71 80
								82	A	Cincinnati	53 69	197	A	Clemson	67 75
								88	H	Syracuse	51 69	204	A	Penn St.	73 78
								89	H	Georgia Tech	48 77	239	H	Georgetown	56 66
												279	N	Ole Miss	58 50
												325	H	Fairleigh Dickinson	69 60
												344	H	Central Conn. St.	81 73
LAST 10 Division I															
103	A	Notre Dame	52 74	13	H	NC State	44 88								
89	H	Georgia Tech	48 77	88	H	Syracuse	51 69								
24	H	Florida St.	41 66	197	A	Clemson	67 75								
116	H	Wake Forest	53 48	33	A	Virginia Tech	56 68								
12	A	Louisville	49 83	77	H	Boston College	70 79								

Non-Div I Games:

Pittsburgh

■ Loss, 
 ■ Non-Conf, 
 ■ S Site, 
 ■ H Home 
 ■ A Away 
 N Neutral

Average RPI Win:	208	WON-LOST	WINNING	LAST 10	STRENGTH OF	OPP. STRENGTH	TEAM	ADJ.	CONF.	ADJ CONF.
Average RPI Loss:	125	RECORD	PCT. RANK	GAMES	SCHEDULE	OF SCHEDULE	RPI	RPI	RPI	RPI
DIV. I ONLY	12- 10	145	6-4	142	156	143	143	11	11	
DIV. I NON-CONF.	5- 4	140	0	215	334	196	196	11	11	
TOTALS	RPI 1-25	RPI 26-50	W-L RECORDS	RPI 51-100	RPI 101-150	RPI 150+				
12- 10	0- 1	0- 0	OVERALL	2- 1	0- 6	10- 2				
5- 6	0- 0	0- 0	HOME	1- 1	0- 4	4- 1				
7- 4	0- 1	0- 0	AWAY	1- 0	0- 2	6- 1				
0- 0	0- 0	0- 0	NEUTRAL	0- 0	0- 0	0- 0				
5- 4	0- 0	0- 0	NON-CONFERENCE	1- 0	0- 2	4- 2				
2- 3	0- 0	0- 0	HOME	1- 0	0- 2	1- 1				
3- 1	0- 0	0- 0	AWAY	0- 0	0- 0	3- 1				
0- 0	0- 0	0- 0	NEUTRAL	0- 0	0- 0	0- 0				
7- 6	0- 1	0- 0	CONFERENCE	1- 1	0- 4	6- 0				
3- 3	0- 0	0- 0	HOME	0- 1	0- 2	3- 0				
4- 3	0- 1	0- 0	AWAY	1- 0	0- 2	3- 0				
0- 0	0- 0	0- 0	NEUTRAL	0- 0	0- 0	0- 0				

RPI 1-25				RPI 26-50				RPI 51-100				RPI 101+ Team's RPI: 143			
RPI	S	Opponent	Score	RPI	S	Opponent	Score	RPI	S	Opponent	Score	RPI	S	Opponent	Score
11	A	Gonzaga	57 62					59	H	Fresno St.	75 64	105	A	Pacific	70 77
								69	A	BYU	57 48	105	H	Pacific	73 77
								69	H	BYU	54 66	109	H	Abilene Christian	69 76
												118	A	San Diego	55 74
												118	H	San Diego	58 62
												136	H	Loyola Chicago	64 78
												155	A	Saint Mary's (CA)	72 53
												155	H	Saint Mary's (CA)	78 65
												187	H	Pepperdine	69 67
												192	H	Portland St.	71 77
												203	A	Santa Clara	80 77
												237	H	Grand Canyon	73 41
												243	A	San Francisco	73 66
												278	A	Utah St.	70 64
												280	H	LMU (CA)	74 49
												288	A	CSUN	64 73
												313	A	Air Force	72 56
												321	A	Weber St.	78 59
LAST 10 Division I															
105	A	Pacific	70 77	280	H	LMU (CA)	74 49								
155	A	Saint Mary's (CA)	72 53	203	A	Santa Clara	80 77								
118	H	San Diego	58 62	243	A	San Francisco	73 66								
69	H	BYU	54 66	155	H	Saint Mary's (CA)	78 65								
187	H	Pepperdine	69 67	105	H	Pacific	73 77								

Non-Div I Games: Warner Pacific 78 36 Willamette 82 42

Portland

Loss, Non-Conf, S Site, H Home A Away N Neutral

Average RPI Win:	218	WON-LOST	WINNING	LAST 10	STRENGTH OF	OPP. STRENGTH	TEAM	ADJ.	CONF.	ADJ CONF.
Average RPI Loss:	182	RECORD	PCT. RANK	GAMES	SCHEDULE	OF SCHEDULE	RPI	RPI	RPI	RPI
DIV. I ONLY	11- 10	157	6-4	209	275	192	192	18	18	
DIV. I NON-CONF.	5- 4	140	0	150	314	130	130	17	17	
TOTALS	RPI 1-25	RPI 26-50	W-L RECORDS	RPI 51-100	RPI 101-150	RPI 150+				
11- 10	0- 0	0- 1	OVERALL	0- 1	2- 1	9- 7				
6- 4	0- 0	0- 1	HOME	0- 1	1- 0	5- 2				
5- 5	0- 0	0- 0	AWAY	0- 0	1- 1	4- 4				
0- 1	0- 0	0- 0	NEUTRAL	0- 0	0- 0	0- 1				
5- 4	0- 0	0- 1	NON-CONFERENCE	0- 0	1- 1	4- 2				
2- 1	0- 0	0- 1	HOME	0- 0	0- 0	2- 0				
3- 2	0- 0	0- 0	AWAY	0- 0	1- 1	2- 1				
0- 1	0- 0	0- 0	NEUTRAL	0- 0	0- 0	0- 1				
6- 6	0- 0	0- 0	CONFERENCE	0- 1	1- 0	5- 5				
4- 3	0- 0	0- 0	HOME	0- 1	1- 0	3- 2				
2- 3	0- 0	0- 0	AWAY	0- 0	0- 0	2- 3				
0- 0	0- 0	0- 0	NEUTRAL	0- 0	0- 0	0- 0				

RPI S	Opponent	Score	RPI S	Opponent	Score	RPI S	Opponent	Score	RPI S	Opponent	Score	Team's RPI: 192
			45 H	Tennessee	61 88	91 H	Montana St.	62 73	121 H	Idaho	74 53	
									123 A	Boise St.	57 82	
									143 A	Portland	77 71	
									159 A	UC Davis	76 70	
									164 A	Southern Utah	58 71	
									164 H	Southern Utah	72 81	
									174 A	Montana	55 62	
									174 H	Montana	78 65	
									186 H	Northern Ariz.	66 54	
									198 A	Idaho St.	69 64	
									219 A	UMKC	69 87	
									233 A	Northern Colo.	58 77	
									237 H	Grand Canyon	69 46	
									255 H	Nevada	80 75	
									302 A	UC Irvine	70 61	
									302 N	UC Irvine	75 83	
									306 H	Eastern Wash.	75 58	
									308 H	Sacramento St.	70 73	
									321 A	Weber St.	76 57	
LAST 10 Division I												
			164 H	Southern Utah	72 81	198 A	Idaho St.	69 64				
			174 A	Montana	55 62	174 H	Montana	78 65				
			186 H	Northern Ariz.	66 54	91 H	Montana St.	62 73				
			308 H	Sacramento St.	70 73	306 H	Eastern Wash.	75 58				
			321 A	Weber St.	76 57	121 H	Idaho	74 53				

Non-Div I Games: Multnomah 104 48

Portland St.

Average RPI Win:	294	WON-LOST	WINNING	LAST 10	STRENGTH OF	OPP. STRENGTH	TEAM	ADJ.	CONF.	ADJ CONF.
Average RPI Loss:	140	RECORD	PCT. RANK	GAMES	SCHEDULE	OF SCHEDULE	RPI	RPI	RPI	RPI
DIV. I ONLY	5- 14	298	5-5	213	262	289	289	32	32	
DIV. I NON-CONF.	0- 9	338	0	29	27	264	264	31	31	
TOTALS	RPI 1-25	RPI 26-50	W-L RECORDS	RPI 51-100	RPI 101-150	RPI 150+				
5- 14	0- 2	0- 1	OVERALL	0- 1	1- 4	4- 6				
3- 3	0- 0	0- 0	HOME	0- 0	1- 1	2- 2				
2- 9	0- 2	0- 1	AWAY	0- 1	0- 2	2- 3				
0- 2	0- 0	0- 0	NEUTRAL	0- 0	0- 1	0- 1				
0- 9	0- 2	0- 1	NON-CONFERENCE	0- 1	0- 3	0- 2				
0- 1	0- 0	0- 0	HOME	0- 0	0- 1	0- 0				
0- 6	0- 2	0- 1	AWAY	0- 1	0- 1	0- 1				
0- 2	0- 0	0- 0	NEUTRAL	0- 0	0- 1	0- 1				
5- 5	0- 0	0- 0	CONFERENCE	0- 0	1- 1	4- 4				
3- 2	0- 0	0- 0	HOME	0- 0	1- 0	2- 2				
2- 3	0- 0	0- 0	AWAY	0- 0	0- 1	2- 2				
0- 0	0- 0	0- 0	NEUTRAL	0- 0	0- 0	0- 0				

RPI S	Opponent	Score	RPI S	Opponent	Score	RPI S	Opponent	Score	RPI S	Opponent	Score	Team's RPI: 289
17	A Texas A&M	38 80	38	A Oklahoma	48 94	87	A Rice	55 77	112	N A&M-Corpus Christi	52 64	
21	A Arizona	48 83							113	A Texas Southern	65 88	
									113	H Texas Southern	50 47	
									128	A Wisconsin	42 68	
									133	H Florida	44 51	
									157	A Jackson St.	49 53	
									158	A Texas Tech	48 82	
									168	N Miami (OH)	52 65	
									241	H Southern U.	48 68	
									273	A Alabama A&M	44 54	
									319	H Alcorn	63 68	
									326	H Ark.-Pine Bluff	61 51	
									331	A Alabama St.	62 59	
									349	A Grambling	67 54	
									351	H Mississippi Val.	81 47	
LAST 10 Division I												
113	H Texas Southern	50 47	157	A Jackson St.	49 53							
273	A Alabama A&M	44 54	349	A Grambling	67 54							
331	A Alabama St.	62 59	113	A Texas Southern	65 88							
351	H Mississippi Val.	81 47	241	H Southern U.	48 68							
326	H Ark.-Pine Bluff	61 51	319	H Alcorn	63 68							

Non-Div I Games: Huston-Tillotson 79 60 Wiley 75 42 Tex. A&M-Kingsville 85 55

Prairie View

Loss, Non-Conf, S Site, H Home A Away N Neutral

Presbyterian

Through Games Of Feb. 9, 2020

Average RPI Win:	292	WON-LOST	WINNING	LAST 10	STRENGTH OF	OPP. STRENGTH	TEAM	ADJ.	CONF.	ADJ CONF.
Average RPI Loss:	205	RECORD	PCT. RANK	GAMES	SCHEDULE	OF SCHEDULE	RPI	RPI	RPI	RPI
DIV. I ONLY	6- 14	282	4-6	306	331	304	304	25	25	
DIV. I NON-CONF.	2- 5	259	0	301	259	302	302	27	27	
TOTALS	RPI 1-25	RPI 26-50	W-L RECORDS	RPI 51-100	RPI 101-150	RPI 150+				
6- 14	0- 0	0- 1	OVERALL	0- 0	0- 2	6- 11				
2- 5	0- 0	0- 0	HOME	0- 0	0- 1	2- 4				
4- 9	0- 0	0- 1	AWAY	0- 0	0- 1	4- 7				
0- 0	0- 0	0- 0	NEUTRAL	0- 0	0- 0	0- 0				
2- 5	0- 0	0- 1	NON-CONFERENCE	0- 0	0- 1	2- 3				
1- 1	0- 0	0- 0	HOME	0- 0	0- 0	1- 1				
1- 4	0- 0	0- 1	AWAY	0- 0	0- 1	1- 2				
0- 0	0- 0	0- 0	NEUTRAL	0- 0	0- 0	0- 0				
4- 9	0- 0	0- 0	CONFERENCE	0- 0	0- 1	4- 8				
1- 4	0- 0	0- 0	HOME	0- 0	0- 1	1- 3				
3- 5	0- 0	0- 0	AWAY	0- 0	0- 0	3- 5				
0- 0	0- 0	0- 0	NEUTRAL	0- 0	0- 0	0- 0				

RPI 1-25			RPI 26-50			RPI 51-100			RPI 101+ Team's RPI: 304		
RPI	S	Opponent	Score	RPI	S	Opponent	Score	RPI	S	Opponent	Score
				46	A	West Virginia	40 56	117	H	Campbell	47 53
								133	A	Florida	46 60
								170	H	Hampton	42 71
								171	A	Illinois	52 71
								188	A	High Point	55 60
								213	A	Radford	42 54
								213	H	Radford	39 65
								221	A	Gardner-Webb	56 53
								244	A	UNC Asheville	39 54
								252	H	Col. of Charleston	58 54
								253	A	Winthrop	54 61
								259	A	Longwood	82 77
								259	H	Longwood	60 71
								260	H	UNCW	60 70
								265	A	Wofford	60 67
								335	A	USC Upstate	60 70
								335	H	USC Upstate	55 42
								341	A	Charleston So.	67 46
								346	A	South Carolina St.	70 49
LAST 10 Division I											
259	A	Longwood	82 77	188	A	High Point	55 60				
335	A	USC Upstate	60 70	117	H	Campbell	47 53				
213	H	Radford	39 65	221	A	Gardner-Webb	56 53				
341	A	Charleston So.	67 46	253	A	Winthrop	54 61				
335	H	USC Upstate	55 42	170	H	Hampton	42 71				

Non-Div I Games: William Peace 72 35 Brevard 74 45

Presbyterian

Loss, Non-Conf, S Site, H Home A Away N Neutral

Average RPI Win:	159	WON-LOST	WINNING	LAST 10	STRENGTH OF	OPP. STRENGTH	TEAM	ADJ.	CONF.	ADJ CONF.
Average RPI Loss:	6	RECORD	PCT. RANK	GAMES	SCHEDULE	OF SCHEDULE	RPI	RPI	RPI	RPI
DIV. I ONLY	17- 1	5	10-0	95	98	19	19	8	8	
DIV. I NON-CONF.	12- 1	9	5-0	142	69	20	20	8	8	
TOTALS	RPI 1-25	RPI 26-50	W-L RECORDS	RPI 51-100	RPI 101-150	RPI 150+				
17- 1	1- 1	0- 0	OVERALL	5- 0	4- 0	7- 0				
9- 0	1- 0	0- 0	HOME	1- 0	1- 0	6- 0				
8- 1	0- 1	0- 0	AWAY	4- 0	3- 0	1- 0				
0- 0	0- 0	0- 0	NEUTRAL	0- 0	0- 0	0- 0				
12- 1	1- 1	0- 0	NON-CONFERENCE	4- 0	2- 0	5- 0				
7- 0	1- 0	0- 0	HOME	1- 0	0- 0	5- 0				
5- 1	0- 1	0- 0	AWAY	3- 0	2- 0	0- 0				
0- 0	0- 0	0- 0	NEUTRAL	0- 0	0- 0	0- 0				
5- 0	0- 0	0- 0	CONFERENCE	1- 0	2- 0	2- 0				
2- 0	0- 0	0- 0	HOME	0- 0	1- 0	1- 0				
3- 0	0- 0	0- 0	AWAY	1- 0	1- 0	1- 0				
0- 0	0- 0	0- 0	NEUTRAL	0- 0	0- 0	0- 0				

RPI	S	Opponent	Score
6	A	Iowa	75 77
25	H	FGCU	67 53

RPI	S	Opponent	Score
-----	---	----------	-------

RPI	S	Opponent	Score
63	A	Seton Hall	78 76
79	A	Marist	62 50
86	A	Penn	75 55
90	A	Saint Louis	66 50
99	H	Rider	80 47

RPI	S	Opponent	Score
101	A	Harvard	60 46
131	A	Missouri	68 33
134	H	Cornell	60 29
137	A	George Washington	75 50
163	H	Columbia	77 55
199	A	Dartmouth	66 34
204	H	Penn St.	72 55
256	H	New Hampshire	77 37
284	H	Monmouth	52 40
311	H	St. Francis Brooklyn	76 44
348	H	Hartford	73 42

## LAST 10 Division I

163	H	Columbia	77 55	256	H	New Hampshire	77 37
134	H	Cornell	60 29	90	A	Saint Louis	66 50
101	A	Harvard	60 46	131	A	Missouri	68 33
199	A	Dartmouth	66 34	204	H	Penn St.	72 55
86	A	Penn	75 55	348	H	Hartford	73 42

Non-Div I Games:

Princeton

■ Loss, 
■ Non-Conf, S Site, 
■ Home 
■ Away 
N Neutral

Providence

Through Games Of Feb. 9, 2020

Average RPI Win:	222	WON-LOST	WINNING	LAST 10	STRENGTH OF	OPP. STRENGTH	TEAM	ADJ.	CONF.	ADJ CONF.
Average RPI Loss:	74	RECORD	PCT. RANK	GAMES	SCHEDULE	OF SCHEDULE	RPI	RPI	RPI	RPI
DIV. I ONLY	10- 14	228	1-9	106	84	142	142	6	6	
DIV. I NON-CONF.	9- 3	63	0	236	217	78	78	6	6	
TOTALS	RPI 1-25	RPI 26-50	W-L RECORDS	RPI 51-100	RPI 101-150	RPI 150+				
10- 14	0- 2	0- 5	OVERALL	2- 5	1- 0	7- 2				
3- 4	0- 1	0- 2	HOME	1- 1	0- 0	2- 0				
5- 9	0- 1	0- 3	AWAY	1- 3	1- 0	3- 2				
2- 1	0- 0	0- 0	NEUTRAL	0- 1	0- 0	2- 0				
9- 3	0- 0	0- 1	NON-CONFERENCE	2- 1	1- 0	6- 1				
2- 0	0- 0	0- 0	HOME	1- 0	0- 0	1- 0				
5- 2	0- 0	0- 1	AWAY	1- 0	1- 0	3- 1				
2- 1	0- 0	0- 0	NEUTRAL	0- 1	0- 0	2- 0				
1- 11	0- 2	0- 4	CONFERENCE	0- 4	0- 0	1- 1				
1- 4	0- 1	0- 2	HOME	0- 1	0- 0	1- 0				
0- 7	0- 1	0- 2	AWAY	0- 3	0- 0	0- 1				
0- 0	0- 0	0- 0	NEUTRAL	0- 0	0- 0	0- 0				

RPI S	Opponent	Score	RPI S	Opponent	Score	RPI S	Opponent	Score	RPI S	Opponent	Score	Team's RPI: 142
20	A DePaul	71 93	34	A Creighton	63 72	61	A St. John's (NY)	58 64	149	A Massachusetts	72 63	
20	H DePaul	67 80	34	H Creighton	68 77	63	A Seton Hall	55 97	189	N Rhode Island	58 51	
			35	A Marquette	55 85	70	N Ball St.	51 52	193	A New Mexico	68 86	
			35	H Marquette	50 60	77	H Boston College	76 60	217	H UMass Lowell	63 38	
			41	A Yale	79 82	92	A Utah	67 60	239	A Georgetown	53 62	
						94	H Butler	47 50	263	H Xavier	60 48	
						96	A Villanova	49 51	280	N LMU (CA)	48 45	
									284	A Monmouth	68 52	
									317	A Bryant	76 32	
									348	A Hartford	75 57	
LAST 10 Division I												
34	H Creighton	68 77	63	A Seton Hall	55 97							
20	A DePaul	71 93	61	A St. John's (NY)	58 64							
35	A Marquette	55 85	34	A Creighton	63 72							
263	H Xavier	60 48	35	H Marquette	50 60							
94	H Butler	47 50	20	H DePaul	67 80							

Non-Div I Games:

Providence

Loss, Non-Conf, S Site, H Home A Away N Neutral



Average RPI Win:	133	WON-LOST	WINNING	LAST 10	STRENGTH OF	OPP. STRENGTH	TEAM	ADJ.	CONF.	ADJ CONF.
Average RPI Loss:	24	RECORD	PCT. RANK	GAMES	SCHEDULE	OF SCHEDULE	RPI	RPI	RPI	RPI
DIV. I ONLY	15- 10	109	4-6	14	3	40	40	2	2	
DIV. I NON-CONF.	9- 3	63	0	42	10	19	19	2	2	
TOTALS	RPI 1-25	RPI 26-50	W-L RECORDS	RPI 51-100	RPI 101-150	RPI 150+				
15- 10	0- 6	4- 3	OVERALL	2- 1	2- 0	7- 0				
9- 4	0- 2	1- 1	HOME	0- 1	2- 0	6- 0				
4- 5	0- 3	1- 2	AWAY	2- 0	0- 0	1- 0				
2- 1	0- 1	2- 0	NEUTRAL	0- 0	0- 0	0- 0				
9- 3	0- 2	3- 1	NON-CONFERENCE	0- 0	1- 0	5- 0				
6- 0	0- 0	1- 0	HOME	0- 0	1- 0	4- 0				
1- 2	0- 1	0- 1	AWAY	0- 0	0- 0	1- 0				
2- 1	0- 1	2- 0	NEUTRAL	0- 0	0- 0	0- 0				
6- 7	0- 4	1- 2	CONFERENCE	2- 1	1- 0	2- 0				
3- 4	0- 2	0- 1	HOME	0- 1	1- 0	2- 0				
3- 3	0- 2	1- 1	AWAY	2- 0	0- 0	0- 0				
0- 0	0- 0	0- 0	NEUTRAL	0- 0	0- 0	0- 0				

RPI 1-25				RPI 26-50				RPI 51-100				RPI 101+			
RPI	S	Opponent	Score	RPI	S	Opponent	Score	RPI	S	Opponent	Score	RPI	S	Opponent	Score
2	A	South Carolina	49 85	26	A	Ohio St.	66 50	52	H	Minnesota	59 72	111	H	Kent St.	77 64
6	H	Iowa	71 83	27	N	Arizona St.	59 52	72	A	Nebraska	76 68	128	H	Wisconsin	72 61
11	N	Gonzaga	50 63	29	N	Drake	67 47	100	A	Michigan St.	76 66	171	H	Illinois	81 67
15	A	Indiana	48 66	30	H	Western Ky.	67 50					173	H	Northern Ill.	68 63
15	H	Indiana	54 66	33	A	Virginia Tech	54 67					204	H	Penn St.	81 68
16	A	Northwestern	56 61	37	A	Michigan	63 66					209	H	Western Ill.	66 59
				48	H	Rutgers	53 59					234	A	Chattanooga	66 34
LAST 10 Division I															
				6	H	Iowa	71 83	72	A	Nebraska	76 68				
				37	A	Michigan	63 66	52	H	Minnesota	59 72				
				15	H	Indiana	54 66	171	H	Illinois	81 67				
				100	A	Michigan St.	76 66	16	A	Northwestern	56 61				
				204	H	Penn St.	81 68	15	A	Indiana	48 66				

Non-Div I Games:

Purdue

■ Loss, 
■ Non-Conf, 
■ S Site, 
■ H Home 
■ A Away 
N Neutral

Average RPI Win:	324	WON-LOST	WINNING	LAST 10	STRENGTH OF	OPP. STRENGTH	TEAM	ADJ.	CONF.	ADJ CONF.
Average RPI Loss:	175	RECORD	PCT. RANK	GAMES	SCHEDULE	OF SCHEDULE	RPI	RPI	RPI	RPI
DIV. I ONLY	3- 19	329	1-9	226	280	330	330	19	19	
DIV. I NON-CONF.	2- 9	304	0	283	299	335	335	18	18	
TOTALS	RPI 1-25	RPI 26-50	W-L RECORDS	RPI 51-100	RPI 101-150	RPI 150+				
3- 19	0- 0	0- 2	OVERALL	0- 3	0- 2	3- 12				
2- 8	0- 0	0- 1	HOME	0- 2	0- 1	2- 4				
1- 8	0- 0	0- 1	AWAY	0- 1	0- 0	1- 6				
0- 3	0- 0	0- 0	NEUTRAL	0- 0	0- 1	0- 2				
2- 9	0- 0	0- 0	NON-CONFERENCE	0- 2	0- 2	2- 5				
2- 2	0- 0	0- 0	HOME	0- 1	0- 1	2- 0				
0- 4	0- 0	0- 0	AWAY	0- 1	0- 0	0- 3				
0- 3	0- 0	0- 0	NEUTRAL	0- 0	0- 1	0- 2				
1- 10	0- 0	0- 2	CONFERENCE	0- 1	0- 0	1- 7				
0- 6	0- 0	0- 1	HOME	0- 1	0- 0	0- 4				
1- 4	0- 0	0- 1	AWAY	0- 0	0- 0	1- 3				
0- 0	0- 0	0- 0	NEUTRAL	0- 0	0- 0	0- 0				

RPI 1-25				RPI 26-50				RPI 51-100				RPI 101+				Team's RPI: 330	
RPI	S	Opponent	Score	RPI	S	Opponent	Score	RPI	S	Opponent	Score	RPI	S	Opponent	Score		
				42	A	South Dakota	25 79	64	H	South Dakota St.	69 100	111	N	Kent St.	67 75		
				42	H	South Dakota	41 62	70	H	Ball St.	52 83	129	H	Southeast Mo. St.	48 58		
								94	A	Butler	58 85	158	N	Texas Tech	48 82		
												165	A	Eastern Mich.	40 64		
												194	A	Akron	53 64		
												208	H	Oral Roberts	73 79		
												209	A	Western Ill.	68 79		
												209	H	Western Ill.	74 83		
												211	A	North Dakota	85 91		
												211	H	North Dakota	49 63		
												284	N	Monmouth	46 60		
												292	H	North Dakota St.	44 58		
												294	A	Denver	57 83		
												303	A	Omaha	58 57		
												327	H	Evansville	67 64		
												338	A	SIUE	53 57		
												342	H	UIC	61 50		
LAST 10 Division I																	
				294	A	Denver	57 83	42	A	South Dakota	25 79						
				209	H	Western Ill.	74 83	208	H	Oral Roberts	73 79						
				211	H	North Dakota	49 63	64	H	South Dakota St.	69 100						
				292	H	North Dakota St.	44 58	209	A	Western Ill.	68 79						
				303	A	Omaha	58 57	211	A	North Dakota	85 91						

Non-Div I Games: Heidelberg 82 55 Purdue Northwest 73 50

Purdue Fort Wayne

Loss, Non-Conf, S Site, H Home A Away N Neutral

Quinnipiac

Through Games Of Feb. 9, 2020

Average RPI Win:	255	WON-LOST	WINNING	LAST 10	STRENGTH OF	OPP. STRENGTH	TEAM	ADJ.	CONF.	ADJ CONF.
Average RPI Loss:	107	RECORD	PCT. RANK	GAMES	SCHEDULE	OF SCHEDULE	RPI	RPI	RPI	RPI
DIV. I ONLY	11- 10	157	7-3	187	194	180	180	24	24	
DIV. I NON-CONF.	3- 6	235	0	52	59	165	165	25	25	
TOTALS	RPI 1-25	RPI 26-50	W-L RECORDS	RPI 51-100	RPI 101-150	RPI 150+				
11- 10	0- 1	0- 1	OVERALL	1- 4	0- 2	10- 2				
6- 5	0- 0	0- 0	HOME	1- 1	0- 2	5- 2				
5- 5	0- 1	0- 1	AWAY	0- 3	0- 0	5- 0				
0- 0	0- 0	0- 0	NEUTRAL	0- 0	0- 0	0- 0				
3- 6	0- 1	0- 1	NON-CONFERENCE	1- 2	0- 2	2- 0				
2- 3	0- 0	0- 0	HOME	1- 1	0- 2	1- 0				
1- 3	0- 1	0- 1	AWAY	0- 1	0- 0	1- 0				
0- 0	0- 0	0- 0	NEUTRAL	0- 0	0- 0	0- 0				
8- 4	0- 0	0- 0	CONFERENCE	0- 2	0- 0	8- 2				
4- 2	0- 0	0- 0	HOME	0- 0	0- 0	4- 2				
4- 2	0- 0	0- 0	AWAY	0- 2	0- 0	4- 0				
0- 0	0- 0	0- 0	NEUTRAL	0- 0	0- 0	0- 0				

RPI 1-25				RPI 26-50				RPI 51-100				RPI 101+ Team's RPI: 180			
RPI	S	Opponent	Score	RPI	S	Opponent	Score	RPI	S	Opponent	Score	RPI	S	Opponent	Score
3	A	Maryland	52 107	41	A	Yale	59 63	54	A	UCF	58 80	101	H	Harvard	68 77
								56	H	Drexel	62 66	137	H	George Washington	67 78
								71	H	Bucknell	76 69	189	H	Rhode Island	75 63
								79	A	Marist	60 73	224	H	Fairfield	76 62
								99	A	Rider	59 75	228	A	Iona	67 63
												228	H	Iona	71 75
												231	H	Manhattan	70 58
												274	A	Siena	66 52
												274	H	Siena	60 68
												284	A	Monmouth	52 45
												284	H	Monmouth	60 53
												329	A	Saint Peter's	91 64
												339	H	Canisius	74 71
												348	A	Hartford	87 50
LAST 10 Division I															
274	H	Siena	60 68	79	A	Marist	60 73								
284	A	Monmouth	52 45	339	H	Canisius	74 71								
228	A	Iona	67 63	284	H	Monmouth	60 53								
329	A	Saint Peter's	91 64	231	H	Manhattan	70 58								
224	H	Fairfield	76 62	99	A	Rider	59 75								

Non-Div I Games:

Quinnipiac

Loss, Non-Conf, S Site, H Home A Away N Neutral

Average RPI Win: <b>290</b>	WON-LOST	WINNING	LAST 10	STRENGTH OF	OPP. STRENGTH	TEAM	ADJ.	CONF.	ADJ CONF.
Average RPI Loss: <b>144</b>	RECORD	PCT. RANK	GAMES	SCHEDULE	OF SCHEDULE	RPI	RPI	RPI	RPI
DIV. I ONLY	11- 11	175	7-3	292	252	213	213	25	25
DIV. I NON-CONF.	2- 7	288	0	257	70	267	267	27	27
TOTALS	RPI 1-25	RPI 26-50	W-L RECORDS	RPI 51-100	RPI 101-150	RPI 150+			
11- 11	0- 0	0- 2	OVERALL	0- 1	0- 2	11- 6			
4- 4	0- 0	0- 0	HOME	0- 0	0- 1	4- 3			
7- 7	0- 0	0- 2	AWAY	0- 1	0- 1	7- 3			
0- 0	0- 0	0- 0	NEUTRAL	0- 0	0- 0	0- 0			
2- 7	0- 0	0- 2	NON-CONFERENCE	0- 1	0- 1	2- 3			
0- 2	0- 0	0- 0	HOME	0- 0	0- 0	0- 2			
2- 5	0- 0	0- 2	AWAY	0- 1	0- 1	2- 1			
0- 0	0- 0	0- 0	NEUTRAL	0- 0	0- 0	0- 0			
9- 4	0- 0	0- 0	CONFERENCE	0- 0	0- 1	9- 3			
4- 2	0- 0	0- 0	HOME	0- 0	0- 1	4- 1			
5- 2	0- 0	0- 0	AWAY	0- 0	0- 0	5- 2			
0- 0	0- 0	0- 0	NEUTRAL	0- 0	0- 0	0- 0			

RPI 1-25				RPI 26-50				RPI 51-100				RPI 101+				Team's RPI: 213
RPI	S	Opponent	Score	RPI	S	Opponent	Score	RPI	S	Opponent	Score	RPI	S	Opponent	Score	
				26	A	Ohio St.	57 70	65	A	Alabama	51 85	106	A	Vanderbilt	46 80	
				46	A	West Virginia	37 74					117	H	Campbell	32 43	
												170	A	Hampton	48 51	
												177	H	American	55 59	
												188	A	High Point	58 68	
												202	H	Mt. St. Mary's	58 75	
												221	A	Gardner-Webb	84 73	
												221	H	Gardner-Webb	65 51	
												244	H	UNC Asheville	50 63	
												248	A	Morehead St.	62 73	
												253	H	Winthrop	54 53	
												259	A	Longwood	62 61	
												270	A	ETSU	67 43	
												304	A	Presbyterian	65 39	
												304	H	Presbyterian	54 42	
												335	A	USC Upstate	57 41	
												341	A	Charleston So.	64 40	
												341	H	Charleston So.	72 35	
												346	A	South Carolina St.	60 45	
LAST 10 Division I																
				341	A	Charleston So.	64 40	335	A	USC Upstate	57 41					
				221	H	Gardner-Webb	65 51	253	H	Winthrop	54 53					
				304	A	Presbyterian	65 39	259	A	Longwood	62 61					
				117	H	Campbell	32 43	244	H	UNC Asheville	50 63					
				221	A	Gardner-Webb	84 73	170	A	Hampton	48 51					

Non-Div I Games:

Radford

■ Loss, 
 ■ Non-Conf, 
 ■ S Site, 
 ■ Home 
 ■ A Away 
 N Neutral

## Rhode Island

Through Games Of Feb. 9, 2020

Average RPI Win: <b>221</b>	WON-LOST	WINNING	LAST 10	STRENGTH OF	OPP. STRENGTH	TEAM	ADJ.	CONF.	ADJ CONF.
Average RPI Loss: <b>137</b>	RECORD	PCT. RANK	GAMES	SCHEDULE	OF SCHEDULE	RPI	RPI	RPI	RPI
DIV. I ONLY	11- 11	175	4-6	194	210	189	189	12	12
DIV. I NON-CONF.	7- 5	131	0	226	330	162	162	12	12
TOTALS	RPI 1-25	RPI 26-50	W-L RECORDS	RPI 51-100	RPI 101-150	RPI 150+			
11- 11	0- 0	0- 0	OVERALL	0- 3	4- 5	7- 3			
8- 2	0- 0	0- 0	HOME	0- 0	4- 2	4- 0			
2- 8	0- 0	0- 0	AWAY	0- 3	0- 2	2- 3			
1- 1	0- 0	0- 0	NEUTRAL	0- 0	0- 1	1- 0			
7- 5	0- 0	0- 0	NON-CONFERENCE	0- 1	2- 2	5- 2			
5- 0	0- 0	0- 0	HOME	0- 0	2- 0	3- 0			
1- 4	0- 0	0- 0	AWAY	0- 1	0- 1	1- 2			
1- 1	0- 0	0- 0	NEUTRAL	0- 0	0- 1	1- 0			
4- 6	0- 0	0- 0	CONFERENCE	0- 2	2- 3	2- 1			
3- 2	0- 0	0- 0	HOME	0- 0	2- 2	1- 0			
1- 4	0- 0	0- 0	AWAY	0- 2	0- 1	1- 1			
0- 0	0- 0	0- 0	NEUTRAL	0- 0	0- 0	0- 0			

RPI 1-25				RPI 26-50				RPI 51-100				RPI 101+ Team's RPI: 189					
RPI	S	Opponent	Score	RPI	S	Opponent	Score	RPI	S	Opponent	Score	RPI	S	Opponent	Score		
								62	A	Dayton	60	71	101	A	Harvard	58	61
								77	A	Boston College	55	66	114	H	VCU	54	75
								97	A	Fordham	50	60	120	A	Davidson	67	79
													120	H	Davidson	70	77
													130	H	Richmond	76	70
													141	H	Holy Cross	73	58
													142	N	Providence	51	58
													146	H	Robert Morris	71	59
													149	H	Massachusetts	69	66
													180	A	Quinnipiac	63	75
													210	A	Saint Joseph's	49	47
													211	A	North Dakota	61	67
													215	N	Brown	89	44
													224	H	Fairfield	74	41
													226	H	George Mason	47	42
													283	A	St. Bonaventure	59	64
													305	H	Vermont	77	74
													336	H	LIU Brooklyn	79	56
													348	A	Hartford	68	56
LAST 10 Division I																	
				62	A	Dayton	60	71	149	H	Massachusetts	69	66				
				97	A	Fordham	50	60	210	A	Saint Joseph's	49	47				
				226	H	George Mason	47	42	120	A	Davidson	67	79				
				120	H	Davidson	70	77	130	H	Richmond	76	70				
				283	A	St. Bonaventure	59	64	114	H	VCU	54	75				

Non-Div I Games:

Rhode Island

■ Loss, 
 ■ Non-Conf, 
 ■ S Site, 
 ■ H Home 
 ■ A Away 
 N Neutral

Average RPI Win:	214	WON-LOST	WINNING	LAST 10	STRENGTH OF	OPP. STRENGTH	TEAM	ADJ.	CONF.	ADJ CONF.
Average RPI Loss:	89	RECORD	PCT. RANK	GAMES	SCHEDULE	OF SCHEDULE	RPI	RPI	RPI	RPI
DIV. I ONLY	16- 6	51	10-0	193	117	87	87	13	13	
DIV. I NON-CONF.	5- 6	187	0	194	84	207	207	14	14	
TOTALS	RPI 1-25	RPI 26-50	W-L RECORDS	RPI 51-100	RPI 101-150	RPI 150+				
16- 6	0- 1	1- 2	OVERALL	1- 1	1- 1	13- 1				
10- 1	0- 1	1- 0	HOME	1- 0	1- 0	7- 0				
6- 3	0- 0	0- 1	AWAY	0- 0	0- 1	6- 1				
0- 2	0- 0	0- 1	NEUTRAL	0- 1	0- 0	0- 0				
5- 6	0- 1	0- 2	NON-CONFERENCE	0- 1	0- 1	5- 1				
4- 1	0- 1	0- 0	HOME	0- 0	0- 0	4- 0				
1- 3	0- 0	0- 1	AWAY	0- 0	0- 1	1- 1				
0- 2	0- 0	0- 1	NEUTRAL	0- 1	0- 0	0- 0				
11- 0	0- 0	1- 0	CONFERENCE	1- 0	1- 0	8- 0				
6- 0	0- 0	1- 0	HOME	1- 0	1- 0	3- 0				
5- 0	0- 0	0- 0	AWAY	0- 0	0- 0	5- 0				
0- 0	0- 0	0- 0	NEUTRAL	0- 0	0- 0	0- 0				

RPI 1-25				RPI 26-50				RPI 51-100				Team's RPI: 87		RPI 101+			
RPI	S	Opponent	Score	RPI	S	Opponent	Score	RPI	S	Opponent	Score		RPI	S	Opponent	Score	
17	H	Texas A&M	61 62	30	H	Western Ky.	73 65	60	H	Middle Tenn.	77 60		110	H	UAB	64 53	
				33	N	Virginia Tech	45 54	89	N	Georgia Tech	52 54		113	A	Texas Southern	56 63	
				50	A	Oklahoma St.	38 69						181	A	Fla. Atlantic	78 69	
													183	H	Little Rock	66 40	
													186	H	Northern Ariz.	71 57	
													212	A	UTEP	69 61	
													218	H	Southern Miss.	75 64	
													230	A	SMU	43 55	
													242	H	Louisiana Tech	60 47	
													247	H	Marshall	81 43	
													258	A	North Texas	67 52	
													286	A	FIU	68 47	
													289	H	Prairie View	77 55	
													291	H	Nicholls St.	71 47	
													299	A	UTSA	74 62	
													334	A	McNeese	81 50	
LAST 10 Division I																	
				60	H	Middle Tenn.	77 60			218	H	Southern Miss.	75 64				
				110	H	UAB	64 53			242	H	Louisiana Tech	60 47				
				258	A	North Texas	67 52			286	A	FIU	68 47				
				299	A	UTSA	74 62			181	A	Fla. Atlantic	78 69				
				212	A	UTEP	69 61			30	H	Western Ky.	73 65				

Non-Div I Games:

Rice

■ Loss, 
 ■ Non-Conf, S Site, 
 ■ Home 
 ■ Away 
 N Neutral

Average RPI Win: <b>191</b>	WON-LOST	WINNING	LAST 10	STRENGTH OF	OPP. STRENGTH	TEAM	ADJ.	CONF.	ADJ CONF.
Average RPI Loss: <b>124</b>	RECORD	PCT. RANK	GAMES	SCHEDULE	OF SCHEDULE	RPI	RPI	RPI	RPI
DIV. I ONLY	<b>11- 13</b>	<b>204</b>	<b>4-6</b>	<b>64</b>	<b>196</b>	<b>130</b>	<b>130</b>	<b>12</b>	<b>12</b>
DIV. I NON-CONF.	<b>7- 7</b>	<b>164</b>	<b>0</b>	<b>27</b>	<b>303</b>	<b>85</b>	<b>85</b>	<b>12</b>	<b>12</b>
TOTALS	RPI 1-25	RPI 26-50	W-L RECORDS	RPI 51-100	RPI 101-150	RPI 150+			
11- 13	0- 0	0- 2	OVERALL	1- 3	2- 3	8- 5			
6- 3	0- 0	0- 0	HOME	0- 1	2- 1	4- 1			
5- 7	0- 0	0- 1	AWAY	1- 2	0- 2	4- 2			
0- 3	0- 0	0- 1	NEUTRAL	0- 0	0- 0	0- 2			
7- 7	0- 0	0- 2	NON-CONFERENCE	1- 2	1- 0	5- 3			
3- 1	0- 0	0- 0	HOME	0- 0	1- 0	2- 1			
4- 3	0- 0	0- 1	AWAY	1- 2	0- 0	3- 0			
0- 3	0- 0	0- 1	NEUTRAL	0- 0	0- 0	0- 2			
4- 6	0- 0	0- 0	CONFERENCE	0- 1	1- 3	3- 2			
3- 2	0- 0	0- 0	HOME	0- 1	1- 1	2- 0			
1- 4	0- 0	0- 0	AWAY	0- 0	0- 2	1- 2			
0- 0	0- 0	0- 0	NEUTRAL	0- 0	0- 0	0- 0			

RPI 1-25				RPI 26-50				RPI 51-100				RPI 101+				Team's RPI: 130	
RPI	S	Opponent	Score	RPI	S	Opponent	Score	RPI	S	Opponent	Score	RPI	S	Opponent	Score		
				32	A	Old Dominion	51 73	56	A	Drexel	52 58	114	A	VCU	50 53		
				43	N	Bradley	57 61	62	H	Dayton	51 65	114	H	VCU	42 57		
								76	A	Charlotte	59 78	120	H	Davidson	69 57		
								98	A	Coastal Caro.	79 67	124	H	William & Mary	76 73		
												149	A	Massachusetts	50 64		
												153	A	UNC Greensboro	70 62		
												170	N	Hampton	65 69		
												172	H	Norfolk St.	77 69		
												181	H	Fla. Atlantic	57 55		
												189	A	Rhode Island	70 76		
												196	H	Furman	69 70		
												202	N	Mt. St. Mary's	67 75		
												207	A	La Salle	67 61		
												207	H	La Salle	63 61		
												210	A	Saint Joseph's	56 67		
												239	A	Georgetown	51 49		
												283	H	St. Bonaventure	63 59		
												314	A	UMES	64 52		
LAST 10 Division I																	
				207	A	La Salle	67 61	207	H	La Salle	63 61						
				114	H	VCU	42 57	114	A	VCU	50 53						
				283	H	St. Bonaventure	63 59	62	H	Dayton	51 65						
				149	A	Massachusetts	50 64	189	A	Rhode Island	70 76						
				120	H	Davidson	69 57	210	A	Saint Joseph's	56 67						

Non-Div I Games:

Richmond

Average RPI Win: <b>241</b>	WON-LOST	WINNING	LAST 10	STRENGTH OF	OPP. STRENGTH	TEAM	ADJ.	CONF.	ADJ CONF.
Average RPI Loss: <b>148</b>	RECORD	PCT. RANK	GAMES	SCHEDULE	OF SCHEDULE	RPI	RPI	RPI	RPI
DIV. I ONLY	17- 3	19	9-1	339	161	99	99	24	24
DIV. I NON-CONF.	7- 2	54	0	333	33	122	122	25	25
TOTALS	RPI 1-25	RPI 26-50	W-L RECORDS	RPI 51-100	RPI 101-150	RPI 150+			
17- 3	0- 1	0- 0	OVERALL	1- 1	0- 0	16- 1			
9- 0	0- 0	0- 0	HOME	0- 0	0- 0	9- 0			
7- 2	0- 1	0- 0	AWAY	1- 0	0- 0	6- 1			
1- 1	0- 0	0- 0	NEUTRAL	0- 1	0- 0	1- 0			
7- 2	0- 1	0- 0	NON-CONFERENCE	0- 1	0- 0	7- 0			
3- 0	0- 0	0- 0	HOME	0- 0	0- 0	3- 0			
3- 1	0- 1	0- 0	AWAY	0- 0	0- 0	3- 0			
1- 1	0- 0	0- 0	NEUTRAL	0- 1	0- 0	1- 0			
10- 1	0- 0	0- 0	CONFERENCE	1- 0	0- 0	9- 1			
6- 0	0- 0	0- 0	HOME	0- 0	0- 0	6- 0			
4- 1	0- 0	0- 0	AWAY	1- 0	0- 0	3- 1			
0- 0	0- 0	0- 0	NEUTRAL	0- 0	0- 0	0- 0			

RPI 1-25				RPI 26-50				RPI 51-100				Team's RPI: 99		RPI 101+			
RPI	S	Opponent	Score	RPI	S	Opponent	Score	RPI	S	Opponent	Score			RPI	S	Opponent	Score
19	A	Princeton	47 80					79	A	Marist	76 72			180	H	Quinnipiac	75 59
								95	N	North Florida	70 80			204	A	Penn St.	78 70
														207	H	La Salle	70 43
														224	H	Fairfield	60 52
														228	A	Iona	81 37
														231	H	Manhattan	76 53
														239	A	Georgetown	65 64
														263	H	Xavier	64 57
														264	A	Delaware St.	71 69
														269	A	Niagara	71 55
														269	H	Niagara	79 75
														274	H	Siena	70 66
														275	N	Lipscomb	81 76
														276	H	Wagner	77 63
														284	H	Monmouth	48 25
														329	A	Saint Peter's	56 67
														339	A	Canisius	70 57
LAST 10 Division I																	
329	A	Saint Peter's	56 67	339	A	Canisius	70 57										
284	H	Monmouth	48 25	274	H	Siena	70 66										
231	H	Manhattan	76 53	79	A	Marist	76 72										
224	H	Fairfield	60 52	180	H	Quinnipiac	75 59										
269	A	Niagara	71 55	228	A	Iona	81 37										

Non-Div I Games:

Rider

■ Loss, 
 ■ Non-Conf, 
 ■ S Site, 
 ■ H Home 
 ■ A Away 
 N Neutral



Average RPI Win:	275	WON-LOST	WINNING	LAST 10	STRENGTH OF	OPP. STRENGTH	TEAM	ADJ.	CONF.	ADJ CONF.
Average RPI Loss:	120	RECORD	PCT. RANK	GAMES	SCHEDULE	OF SCHEDULE	RPI	RPI	RPI	RPI
DIV. I ONLY	15- 6	56	10-0	312	265	146	146	30	30	
DIV. I NON-CONF.	4- 6	212	0	149	144	181	181	30	30	
TOTALS	RPI 1-25	RPI 26-50	W-L RECORDS	RPI 51-100	RPI 101-150	RPI 150+				
15- 6	0- 1	0- 1	OVERALL	0- 0	0- 1	15- 3				
8- 2	0- 0	0- 0	HOME	0- 0	0- 0	8- 2				
7- 4	0- 1	0- 1	AWAY	0- 0	0- 1	7- 1				
0- 0	0- 0	0- 0	NEUTRAL	0- 0	0- 0	0- 0				
4- 6	0- 1	0- 1	NON-CONFERENCE	0- 0	0- 1	4- 3				
2- 2	0- 0	0- 0	HOME	0- 0	0- 0	2- 2				
2- 4	0- 1	0- 1	AWAY	0- 0	0- 1	2- 1				
0- 0	0- 0	0- 0	NEUTRAL	0- 0	0- 0	0- 0				
11- 0	0- 0	0- 0	CONFERENCE	0- 0	0- 0	11- 0				
6- 0	0- 0	0- 0	HOME	0- 0	0- 0	6- 0				
5- 0	0- 0	0- 0	AWAY	0- 0	0- 0	5- 0				
0- 0	0- 0	0- 0	NEUTRAL	0- 0	0- 0	0- 0				

RPI 1-25				RPI 26-50				RPI 51-100				RPI 101+ Team's RPI: 146			
RPI	S	Opponent	Score	RPI	S	Opponent	Score	RPI	S	Opponent	Score	RPI	S	Opponent	Score
23	A	TCU	61 66	44	A	James Madison	32 59					111	A	Kent St.	81 82
												163	H	Columbia	59 61
												172	A	Norfolk St.	69 62
												189	A	Rhode Island	59 71
												190	H	Delaware	62 73
												206	A	Merrimack	68 62
												206	H	Merrimack	72 50
												207	A	La Salle	71 68
												246	H	Youngstown St.	58 43
												263	H	Xavier	71 57
												276	H	Wagner	51 47
												296	A	Sacred Heart	67 38
												296	H	Sacred Heart	73 43
												311	A	St. Francis Brooklyn	70 59
												311	H	St. Francis Brooklyn	69 44
												317	H	Bryant	69 39
												336	A	LIU Brooklyn	70 59
												344	A	Central Conn. St.	86 56
												344	H	Central Conn. St.	80 42
LAST 10 Division I															
296	A	Sacred Heart	67 38	296	H	Sacred Heart	73 43								
317	H	Bryant	69 39	206	H	Merrimack	72 50								
344	H	Central Conn. St.	80 42	311	H	St. Francis Brooklyn	69 44								
311	A	St. Francis Brooklyn	70 59	276	H	Wagner	51 47								
336	A	LIU Brooklyn	70 59	206	A	Merrimack	68 62								

Non-Div I Games: Pitt.-Johnstown 63 30

Robert Morris

■ Loss, 
 ■ Non-Conf, 
 ■ S Site, 
 ■ Home 
 ■ A Away 
 N Neutral

Average RPI Win:	168	WON-LOST	WINNING	LAST 10	STRENGTH OF	OPP. STRENGTH	TEAM	ADJ.	CONF.	ADJ CONF.
Average RPI Loss:	38	RECORD	PCT. RANK	GAMES	SCHEDULE	OF SCHEDULE	RPI	RPI	RPI	RPI
DIV. I ONLY	17- 6	43	6-4	112	39	48	48	2	2	
DIV. I NON-CONF.	10- 1	20	0	209	108	42	42	2	2	
TOTALS	RPI 1-25	RPI 26-50	W-L RECORDS	RPI 51-100	RPI 101-150	RPI 150+				
17- 6	0- 3	1- 1	OVERALL	3- 2	3- 0	10- 0				
10- 2	0- 1	0- 0	HOME	2- 1	1- 0	7- 0				
5- 4	0- 2	1- 1	AWAY	0- 1	1- 0	3- 0				
2- 0	0- 0	0- 0	NEUTRAL	1- 0	1- 0	0- 0				
10- 1	0- 1	0- 0	NON-CONFERENCE	2- 0	2- 0	6- 0				
7- 0	0- 0	0- 0	HOME	1- 0	1- 0	5- 0				
1- 1	0- 1	0- 0	AWAY	0- 0	0- 0	1- 0				
2- 0	0- 0	0- 0	NEUTRAL	1- 0	1- 0	0- 0				
7- 5	0- 2	1- 1	CONFERENCE	1- 2	1- 0	4- 0				
3- 2	0- 1	0- 0	HOME	1- 1	0- 0	2- 0				
4- 3	0- 1	1- 1	AWAY	0- 1	1- 0	2- 0				
0- 0	0- 0	0- 0	NEUTRAL	0- 0	0- 0	0- 0				

RPI 1-25				RPI 26-50				Team's RPI: 48	RPI 51-100				RPI 101+			
RPI	S	Opponent	Score	RPI	S	Opponent	Score		RPI	S	Opponent	Score	RPI	S	Opponent	Score
3	A	Maryland	50 79	37	A	Michigan	57 71		51	H	Virginia	73 63	101	H	Harvard	74 46
15	H	Indiana	56 66	40	A	Purdue	59 53		52	A	Minnesota	71 73	106	N	Vanderbilt	62 56
22	A	LSU	58 64						72	H	Nebraska	69 65	128	A	Wisconsin	64 61
									89	N	Georgia Tech	46 43	171	A	Illinois	75 51
									100	H	Michigan St.	55 66	171	H	Illinois	72 41
													182	H	Towson	67 53
													204	A	Penn St.	62 57
													204	H	Penn St.	72 39
													236	A	South Alabama	77 56
													241	H	Southern U.	78 58
													247	H	Marshall	66 41
													269	H	Niagara	87 37
													343	H	Coppin St.	107 33
LAST 10 Division I																
3	A	Maryland	50 79	100	H	Michigan St.	55 66									
204	H	Penn St.	72 39	204	A	Penn St.	62 57									
52	A	Minnesota	71 73	72	H	Nebraska	69 65									
171	H	Illinois	72 41	171	A	Illinois	75 51									
37	A	Michigan	57 71	40	A	Purdue	59 53									

Non-Div I Games:

Rutgers

■ Loss, 
 ■ Non-Conf, 
 ■ S Site, 
 ■ H Home 
 ■ A Away 
 N Neutral

Average RPI Win:	247	WON-LOST	WINNING	LAST 10	STRENGTH OF	OPP. STRENGTH	TEAM	ADJ.	CONF.	ADJ CONF.
Average RPI Loss:	107	RECORD	PCT. RANK	GAMES	SCHEDULE	OF SCHEDULE	RPI	RPI	RPI	RPI
DIV. I ONLY	15- 4	34	8-2	290	244	104	104	23	23	
DIV. I NON-CONF.	4- 2	90	0	273	144	132	132	21	21	
TOTALS	RPI 1-25	RPI 26-50	W-L RECORDS	RPI 51-100	RPI 101-150	RPI 150+				
15- 4	0- 0	0- 1	OVERALL	0- 1	2- 0	13- 2				
8- 1	0- 0	0- 0	HOME	0- 1	1- 0	7- 0				
6- 3	0- 0	0- 1	AWAY	0- 0	1- 0	5- 2				
1- 0	0- 0	0- 0	NEUTRAL	0- 0	0- 0	1- 0				
4- 2	0- 0	0- 1	NON-CONFERENCE	0- 1	0- 0	4- 0				
1- 1	0- 0	0- 0	HOME	0- 1	0- 0	1- 0				
2- 1	0- 0	0- 1	AWAY	0- 0	0- 0	2- 0				
1- 0	0- 0	0- 0	NEUTRAL	0- 0	0- 0	1- 0				
11- 2	0- 0	0- 0	CONFERENCE	0- 0	2- 0	9- 2				
7- 0	0- 0	0- 0	HOME	0- 0	1- 0	6- 0				
4- 2	0- 0	0- 0	AWAY	0- 0	1- 0	3- 2				
0- 0	0- 0	0- 0	NEUTRAL	0- 0	0- 0	0- 0				

RPI 1-25	RPI 26-50	RPI 51-100	RPI 101+	Team's RPI: 104
RPI S Opponent Score	RPI S Opponent Score	RPI S Opponent Score	RPI S Opponent Score	Score
	38 A Oklahoma 62 75	54 H UCF 57 63	109 H Abilene Christian 69 59	
			112 A A&M-Corpus Christi 66 44	
			167 A New Orleans 50 53	
			167 H New Orleans 59 47	
			169 A Sam Houston St. 55 63	
			214 H Central Ark. 102 41	
			222 H Southeastern La. 77 51	
			229 A Lamar University 54 53	
			245 A Tulsa 67 63	
			255 A Nevada 80 65	
			272 N UC Santa Barbara 67 56	
			285 H Incarnate Word 67 45	
			291 A Nicholls St. 78 61	
			319 H Alcorn 67 62	
			323 A Houston Baptist 59 42	
			332 H Northwestern St. 89 40	
			334 H McNeese 82 51	
LAST 10 Division I				
167 H New Orleans 59 47	332 H Northwestern St. 89 40			
291 A Nicholls St. 78 61	285 H Incarnate Word 67 45			
169 A Sam Houston St. 55 63	214 H Central Ark. 102 41			
109 H Abilene Christian 69 59	112 A A&M-Corpus Christi 66 44			
229 A Lamar University 54 53	167 A New Orleans 50 53			

Non-Div I Games: LSU-Shreveport 75 32 Our Lady of the Lake 75 Cent. Christian (KS) 104 46

SFA

Loss, Non-Conf, S Site, H Home A Away N Neutral

SIUE										
Average RPI Win:	332	WON-LOST	WINNING	LAST 10	STRENGTH OF	OPP. STRENGTH	TEAM	ADJ.	CONF.	ADJ CONF.
Average RPI Loss:	171	RECORD	PCT. RANK	GAMES	SCHEDULE	OF SCHEDULE	RPI	RPI	RPI	RPI
DIV. I ONLY	3- 19	329	0-10	293	190	338	338	20	20	
DIV. I NON-CONF.	2- 8	295	0	272	118	325	325	24	24	
-----										
TOTALS	RPI 1-25	RPI 26-50	W-L RECORDS	RPI 51-100	RPI 101-150	RPI 150+				
3- 19	0- 0	0- 0	OVERALL	0- 6	0- 3	3- 10				
2- 9	0- 0	0- 0	HOME	0- 3	0- 2	2- 4				
1- 9	0- 0	0- 0	AWAY	0- 3	0- 1	1- 5				
0- 1	0- 0	0- 0	NEUTRAL	0- 0	0- 0	0- 1				
2- 8	0- 0	0- 0	NON-CONFERENCE	0- 4	0- 2	2- 2				
2- 3	0- 0	0- 0	HOME	0- 2	0- 1	2- 0				
0- 4	0- 0	0- 0	AWAY	0- 2	0- 1	0- 1				
0- 1	0- 0	0- 0	NEUTRAL	0- 0	0- 0	0- 1				
1- 11	0- 0	0- 0	CONFERENCE	0- 2	0- 1	1- 8				
0- 6	0- 0	0- 0	HOME	0- 1	0- 1	0- 4				
1- 5	0- 0	0- 0	AWAY	0- 1	0- 0	1- 4				
0- 0	0- 0	0- 0	NEUTRAL	0- 0	0- 0	0- 0				

RPI 1-25				RPI 26-50				RPI 51-100				RPI 101+				Team's RPI: 338	
RPI	S	Opponent	Score	RPI	S	Opponent	Score	RPI	S	Opponent	Score	RPI	S	Opponent	Score		
								57	A	Belmont	48	69	129	H	Southeast Mo. St.	56	66
								68	H	UT Martin	39	79	131	A	Missouri	51	68
								72	A	Nebraska	49	63	136	H	Loyola Chicago	50	63
								80	A	Illinois St.	53	74	152	N	North Ala.	67	85
								85	H	Southern Ill.	67	103	162	H	Tennessee Tech	50	65
								90	H	Saint Louis	35	68	195	A	Austin Peay	61	74
													240	A	Murray St.	60	74
													248	A	Morehead St.	69	75
													248	H	Morehead St.	55	63
													271	A	Eastern Ky.	46	49
													271	H	Eastern Ky.	38	68
													300	H	Jacksonville St.	44	53
													315	A	Georgia St.	73	74
													327	H	Evansville	85	74
													330	H	Purdue Fort Wayne	57	53
													340	A	Tennessee St.	76	63
-----																	
LAST 10 Division I																	
				271	H	Eastern Ky.	38	68	129	H	Southeast Mo. St.	56	66				
				248	H	Morehead St.	55	63	300	H	Jacksonville St.	44	53				
				240	A	Murray St.	60	74	162	H	Tennessee Tech	50	65				
				195	A	Austin Peay	61	74	271	A	Eastern Ky.	46	49				
				68	H	UT Martin	39	79	248	A	Morehead St.	69	75				

Non-Div I Games: Quincy

65 70

SIUE

■ Loss, 
 ■ Non-Conf, 
 ■ S Site, 
 ■ H Home 
 ■ A Away 
 N Neutral

U

U

Non-Div I Games:

SMU

Loss, Non-Conf, S Site, H Home A Away N Neutral

Average RPI Win: 261		WON-LOST	WINNING	LAST 10	STRENGTH OF	OPP. STRENGTH	TEAM	ADJ.	CONF.	ADJ CONF.
Average RPI Loss: 189		RECORD	PCT. RANK	GAMES	SCHEDULE	OF SCHEDULE	RPI	RPI	RPI	RPI
DIV. I ONLY		5- 15	304	5-5	285	246	308	308	18	18
DIV. I NON-CONF.		0- 7	338	0	278	261	345	345	17	17
TOTALS		RPI 1-25	RPI 26-50	W-L RECORDS	RPI 51-100	RPI 101-150	RPI 150+			
5- 15	0- 0		0- 1	OVERALL	0- 1	0- 1	5- 12			
2- 6	0- 0		0- 1	HOME	0- 1	0- 0	2- 4			
3- 9	0- 0		0- 0	AWAY	0- 0	0- 1	3- 8			
0- 0	0- 0		0- 0	NEUTRAL	0- 0	0- 0	0- 0			
0- 7	0- 0		0- 1	NON-CONFERENCE	0- 0	0- 0	0- 6			
0- 1	0- 0		0- 1	HOME	0- 0	0- 0	0- 0			
0- 6	0- 0		0- 0	AWAY	0- 0	0- 0	0- 6			
0- 0	0- 0		0- 0	NEUTRAL	0- 0	0- 0	0- 0			
5- 8	0- 0		0- 0	CONFERENCE	0- 1	0- 1	5- 6			
2- 5	0- 0		0- 0	HOME	0- 1	0- 0	2- 4			
3- 3	0- 0		0- 0	AWAY	0- 0	0- 1	3- 2			
0- 0	0- 0		0- 0	NEUTRAL	0- 0	0- 0	0- 0			

RPI 1-25				RPI 26-50				RPI 51-100				RPI 101+				Team's RPI: 308	
RPI	S	Opponent	Score	RPI	S	Opponent	Score	RPI	S	Opponent	Score	RPI	S	Opponent	Score		
				26	H	Ohio St.	74 104					121	A	Idaho	44 70		
												151	A	San Jose St.	67 73		
												159	A	UC Davis	75 77		
												164	H	Southern Utah	87 82		
												174	H	Montana	60 64		
												186	A	Northern Ariz.	107 114		
												186	H	Northern Ariz.	65 85		
												192	A	Portland St.	73 70		
												198	A	Idaho St.	62 80		
												198	H	Idaho St.	51 75		
												233	H	Northern Colo.	63 73		
												243	A	San Francisco	82 87		
												255	A	Nevada	72 83		
												306	A	Eastern Wash.	74 67		
												309	A	Seattle U	84 88		
												312	A	Cal Poly	43 62		
												321	A	Weber St.	91 67		
												321	H	Weber St.	58 52		
EAST 10 Division I																	
				198	H	Idaho St.	51 75	192	A	Portland St.	73 70						
				321	H	Weber St.	58 52	164	H	Southern Utah	87 82						
				121	A	Idaho	44 70	233	H	Northern Colo.	63 73						
				306	A	Eastern Wash.	74 67	321	A	Weber St.	91 67						
				186	H	Northern Ariz.	65 85	186	A	Northern Ariz.	107 114						

Non-Div I Games:	Cal Maritime	86	55	Pacific Union	94	35
------------------	--------------	----	----	---------------	----	----

Sacramento St.

Loss, Non-Conf, S Site, H Home A Away N Neutral

## Sacred Heart

Through Games Of Feb. 9, 2020

Average RPI Win:	306	WON-LOST	WINNING	LAST 10	STRENGTH OF	OPP. STRENGTH	TEAM	ADJ.	CONF.	ADJ CONF.
Average RPI Loss:	177	RECORD	PCT. RANK	GAMES	SCHEDULE	OF SCHEDULE	RPI	RPI	RPI	RPI
DIV. I ONLY	7- 14	267	4-6	278	312	296	296	30	30	
DIV. I NON-CONF.	2- 8	295	0	223	153	299	299	30	30	
TOTALS	RPI 1-25	RPI 26-50	W-L RECORDS	RPI 51-100	RPI 101-150	RPI 150+				
7- 14	0- 0	0- 1	OVERALL	0- 3	0- 3	7- 7				
4- 3	0- 0	0- 0	HOME	0- 0	0- 2	4- 1				
2- 10	0- 0	0- 1	AWAY	0- 2	0- 1	2- 6				
1- 1	0- 0	0- 0	NEUTRAL	0- 1	0- 0	1- 0				
2- 8	0- 0	0- 1	NON-CONFERENCE	0- 3	0- 1	2- 3				
1- 1	0- 0	0- 0	HOME	0- 0	0- 1	1- 0				
0- 6	0- 0	0- 1	AWAY	0- 2	0- 0	0- 3				
1- 1	0- 0	0- 0	NEUTRAL	0- 1	0- 0	1- 0				
5- 6	0- 0	0- 0	CONFERENCE	0- 0	0- 2	5- 4				
3- 2	0- 0	0- 0	HOME	0- 0	0- 1	3- 1				
2- 4	0- 0	0- 0	AWAY	0- 0	0- 1	2- 3				
0- 0	0- 0	0- 0	NEUTRAL	0- 0	0- 0	0- 0				

RPI 1-25				RPI 26-50				RPI 51-100				RPI 101+				Team's RPI: 296
RPI	S	Opponent	Score	RPI	S	Opponent	Score	RPI	S	Opponent	Score	RPI	S	Opponent	Score	
				41	A	Yale	40 87	63	A	Seton Hall	69 95	141	H	Holy Cross	52 65	
								72	N	Nebraska	49 72	146	A	Robert Morris	43 73	
								75	A	Stony Brook	50 54	146	H	Robert Morris	38 67	
												202	H	Mt. St. Mary's	58 67	
												204	A	Penn St.	65 88	
												206	H	Merrimack	63 60	
												210	A	Saint Joseph's	44 71	
												261	A	Saint Francis (PA)	58 60	
												274	A	Siena	57 68	
												276	A	Wagner	79 65	
												311	A	St. Francis Brooklyn	70 71	
												316	H	Hofstra	71 44	
												325	A	Fairleigh Dickinson	60 65	
												325	H	Fairleigh Dickinson	68 53	
												328	N	Detroit Mercy	66 60	
												344	A	Central Conn. St.	54 52	
												344	H	Central Conn. St.	66 58	
LAST 10 Division I																
				146	H	Robert Morris	38 67					146	A	Robert Morris	43 73	
				202	H	Mt. St. Mary's	58 67					261	A	Saint Francis (PA)	58 60	
				311	A	St. Francis Brooklyn	70 71					325	A	Fairleigh Dickinson	60 65	
				344	A	Central Conn. St.	54 52					344	H	Central Conn. St.	66 58	
				325	H	Fairleigh Dickinson	68 53					276	A	Wagner	79 65	

Non-Div I Games: Bridgeport 77 63

Sacred Heart

■ Loss, 
 ■ Non-Conf, 
 ■ S Site, 
 ■ Home 
 ■ A Away 
 N Neutral

Average RPI Win:	305	WON-LOST	WINNING	LAST 10	STRENGTH OF	OPP. STRENGTH	TEAM	ADJ.	CONF.	ADJ CONF.
Average RPI Loss:	161	RECORD	PCT. RANK	GAMES	SCHEDULE	OF SCHEDULE	RPI	RPI	RPI	RPI
DIV. I ONLY	10- 13	218	6-4	305	274	261	261	30	30	
DIV. I NON-CONF.	2- 9	304	0	64	136	218	218	30	30	
TOTALS	RPI 1-25	RPI 26-50	W-L RECORDS	RPI 51-100	RPI 101-150	RPI 150+				
10- 13	0- 1	0- 2	OVERALL	0- 2	0- 2	10- 6				
5- 4	0- 0	0- 0	HOME	0- 1	0- 1	5- 2				
4- 8	0- 0	0- 2	AWAY	0- 1	0- 1	4- 4				
1- 1	0- 1	0- 0	NEUTRAL	0- 0	0- 0	1- 0				
2- 9	0- 1	0- 2	NON-CONFERENCE	0- 2	0- 2	2- 2				
0- 3	0- 0	0- 0	HOME	0- 1	0- 1	0- 1				
1- 5	0- 0	0- 2	AWAY	0- 1	0- 1	1- 1				
1- 1	0- 1	0- 0	NEUTRAL	0- 0	0- 0	1- 0				
8- 4	0- 0	0- 0	CONFERENCE	0- 0	0- 0	8- 4				
5- 1	0- 0	0- 0	HOME	0- 0	0- 0	5- 1				
3- 3	0- 0	0- 0	AWAY	0- 0	0- 0	3- 3				
0- 0	0- 0	0- 0	NEUTRAL	0- 0	0- 0	0- 0				

RPI 1-25				RPI 26-50				RPI 51-100				RPI 101+ Team's RPI: 261			
RPI	S	Opponent	Score	RPI	S	Opponent	Score	RPI	S	Opponent	Score	RPI	S	Opponent	Score
25	N	FGCU	64 97	33	A	Virginia Tech	41 105	67	A	South Fla.	23 62	102	A	Duquesne	69 72
				46	A	West Virginia	45 74	71	H	Bucknell	46 70	108	H	Liberty	52 71
												206	H	Merrimack	56 71
												227	N	Stetson	78 73
												246	H	Youngstown St.	46 56
												248	A	Morehead St.	54 65
												276	A	Wagner	50 55
												276	H	Wagner	51 50
												296	H	Sacred Heart	60 58
												305	A	Vermont	73 69
												311	A	St. Francis Brooklyn	67 59
												311	H	St. Francis Brooklyn	82 72
												317	A	Bryant	63 60
												317	H	Bryant	64 58
												325	A	Fairleigh Dickinson	47 56
												336	A	LIU Brooklyn	53 71
												344	A	Central Conn. St.	64 52
												344	H	Central Conn. St.	72 68
LAST 10 Division I															
				276	A	Wagner	50 55	206	H	Merrimack	56 71				
				344	H	Central Conn. St.	72 68	296	H	Sacred Heart	60 58				
				317	H	Bryant	64 58	276	H	Wagner	51 50				
				336	A	LIU Brooklyn	53 71	311	H	St. Francis Brooklyn	82 72				
				311	A	St. Francis Brooklyn	67 59	325	A	Fairleigh Dickinson	47 56				

Non-Div I Games:

Saint Francis (PA)

■ Loss, 
 ■ Non-Conf, 
 ■ S Site, 
 ■ Home 
 ■ A Away 
 N Neutral



## Saint Joseph's

Through Games Of Feb. 9, 2020

Average RPI Win:	190	WON-LOST	WINNING	LAST 10	STRENGTH OF	OPP. STRENGTH	TEAM	ADJ.	CONF.	ADJ CONF.
Average RPI Loss:	118	RECORD	PCT. RANK	GAMES	SCHEDULE	OF SCHEDULE	RPI	RPI	RPI	RPI
DIV. I ONLY	8- 15	266	1-9	98	126	210	210	12	12	
DIV. I NON-CONF.	6- 6	164	0	105	133	155	155	12	12	
TOTALS	RPI 1-25	RPI 26-50	W-L RECORDS	RPI 51-100	RPI 101-150	RPI 150+				
8- 15	0- 0	0- 0	OVERALL	1- 6	2- 6	5- 3				
5- 6	0- 0	0- 0	HOME	1- 3	1- 2	3- 1				
2- 7	0- 0	0- 0	AWAY	0- 2	0- 4	2- 1				
1- 2	0- 0	0- 0	NEUTRAL	0- 1	1- 0	0- 1				
6- 6	0- 0	0- 0	NON-CONFERENCE	1- 4	1- 1	4- 1				
4- 2	0- 0	0- 0	HOME	1- 2	0- 0	3- 0				
1- 2	0- 0	0- 0	AWAY	0- 1	0- 1	1- 0				
1- 2	0- 0	0- 0	NEUTRAL	0- 1	1- 0	0- 1				
2- 9	0- 0	0- 0	CONFERENCE	0- 2	1- 5	1- 2				
1- 4	0- 0	0- 0	HOME	0- 1	1- 2	0- 1				
1- 5	0- 0	0- 0	AWAY	0- 1	0- 3	1- 1				
0- 0	0- 0	0- 0	NEUTRAL	0- 0	0- 0	0- 0				

RPI 1-25			RPI 26-50			RPI 51-100			RPI 101+			Team's RPI: 210
RPI	S	Opponent	Score	RPI	S	Opponent	Score	RPI	S	Opponent	Score	
						56 H Drexel	52 62	101 N Harvard		63 39		
						62 H Dayton	44 59	102 A Duquesne		42 53		
						63 N Seton Hall	39 55	102 H Duquesne		51 58		
						73 H Temple	67 63	114 A VCU		40 47		
						86 H Penn	45 55	127 A Auburn		62 66		
						90 A Saint Louis	48 63	130 H Richmond		67 56		
						96 A Villanova	44 60	137 H George Washington		50 56		
								149 A Massachusetts		43 61		
								163 A Columbia		71 57		
								177 H American		72 51		
								189 H Rhode Island		47 49		
								196 N Furman		48 63		
								207 A La Salle		59 67		
								283 A St. Bonaventure		61 60		
								296 H Sacred Heart		71 44		
								297 H Navy		49 40		
LAST 10 Division I												
102 A Duquesne		42 53	283 A St. Bonaventure		61 60							
90 A Saint Louis		48 63	102 H Duquesne		51 58							
62 H Dayton		44 59	189 H Rhode Island		47 49							
137 H George Washington		50 56	149 A Massachusetts		43 61							
207 A La Salle		59 67	114 A VCU		40 47							

Non-Div I Games:

Saint Joseph's

■ Loss, 
 ■ Non-Conf, 
 ■ S Site, 
 ■ H Home 
 ■ A Away 
 N Neutral

## Saint Louis

Through Games Of Feb. 9, 2020

Average RPI Win:	174	WON-LOST	WINNING	LAST 10	STRENGTH OF	OPP. STRENGTH	TEAM	ADJ.	CONF.	ADJ CONF.
Average RPI Loss:	94	RECORD	PCT. RANK	GAMES	SCHEDULE	OF SCHEDULE	RPI	RPI	RPI	RPI
DIV. I ONLY	14- 9	103	6-4	101	101	90	90	12	12	
DIV. I NON-CONF.	8- 5	117	0	73	86	68	68	12	12	
TOTALS	RPI 1-25	RPI 26-50	W-L RECORDS	RPI 51-100	RPI 101-150	RPI 150+				
14- 9	0- 1	0- 0	OVERALL	4- 3	3- 5	7- 0				
7- 4	0- 1	0- 0	HOME	3- 0	2- 3	2- 0				
7- 5	0- 0	0- 0	AWAY	1- 3	1- 2	5- 0				
0- 0	0- 0	0- 0	NEUTRAL	0- 0	0- 0	0- 0				
8- 5	0- 1	0- 0	NON-CONFERENCE	4- 1	1- 3	3- 0				
4- 2	0- 1	0- 0	HOME	3- 0	1- 1	0- 0				
4- 3	0- 0	0- 0	AWAY	1- 1	0- 2	3- 0				
0- 0	0- 0	0- 0	NEUTRAL	0- 0	0- 0	0- 0				
6- 4	0- 0	0- 0	CONFERENCE	0- 2	2- 2	4- 0				
3- 2	0- 0	0- 0	HOME	0- 0	1- 2	2- 0				
3- 2	0- 0	0- 0	AWAY	0- 2	1- 0	2- 0				
0- 0	0- 0	0- 0	NEUTRAL	0- 0	0- 0	0- 0				

RPI 1-25				RPI 26-50				RPI 51-100 Team's RPI: 90				RPI 101+			
RPI	S	Opponent	Score	RPI	S	Opponent	Score	RPI	S	Opponent	Score	RPI	S	Opponent	Score
19	H	Princeton	50 66					62	A	Dayton	47 48	102	H	Duquesne	53 50
								68	H	UT Martin	56 50	106	A	Vanderbilt	50 62
								80	H	Illinois St.	61 56	114	H	VCU	52 65
								82	A	Cincinnati	60 50	115	H	Kansas	60 68
								84	H	Colgate	61 51	120	H	Davidson	58 65
								85	A	Southern Ill.	53 61	129	H	Southeast Mo. St.	76 61
								97	A	Fordham	54 66	131	A	Missouri	58 83
												137	A	George Washington	59 45
												201	A	Northern Ky.	67 42
												207	A	La Salle	77 61
												210	H	Saint Joseph's	63 48
												226	A	George Mason	64 51
												282	A	Indiana St.	55 53
												283	H	St. Bonaventure	72 51
												338	A	SIUE	68 35
LAST 10 Division I															
226	A	George Mason	64 51	62	A	Dayton	47 48								
210	H	Saint Joseph's	63 48	283	H	St. Bonaventure	72 51								
137	A	George Washington	59 45	114	H	VCU	52 65								
102	H	Duquesne	53 50	207	A	La Salle	77 61								
97	A	Fordham	54 66	120	H	Davidson	58 65								

Non-Div I Games:

Saint Louis

■ Loss, 
 ■ Non-Conf, 
 ■ S Site, 
 ■ H Home 
 ■ A Away 
 N Neutral

## Saint Mary's (CA)

Through Games Of Feb. 9, 2020

Average RPI Win:	205	WON-LOST	WINNING	LAST 10	STRENGTH OF	OPP. STRENGTH	TEAM	ADJ.	CONF.	ADJ CONF.
Average RPI Loss:	112	RECORD	PCT. RANK	GAMES	SCHEDULE	OF SCHEDULE	RPI	RPI	RPI	RPI
DIV. I ONLY	11- 13	204	3-7	92	111	155	155	11	11	
DIV. I NON-CONF.	5- 6	187	0	93	135	169	169	11	11	
TOTALS	RPI 1-25	RPI 26-50	W-L RECORDS	RPI 51-100	RPI 101-150	RPI 150+				
11- 13	1- 2	1- 1	OVERALL	0- 2	0- 5	9- 3				
7- 6	1- 1	1- 1	HOME	0- 1	0- 3	5- 0				
3- 7	0- 1	0- 0	AWAY	0- 1	0- 2	3- 3				
1- 0	0- 0	0- 0	NEUTRAL	0- 0	0- 0	1- 0				
5- 6	0- 1	1- 1	NON-CONFERENCE	0- 1	0- 1	4- 2				
4- 2	0- 1	1- 1	HOME	0- 0	0- 0	3- 0				
0- 4	0- 0	0- 0	AWAY	0- 1	0- 1	0- 2				
1- 0	0- 0	0- 0	NEUTRAL	0- 0	0- 0	1- 0				
6- 7	1- 1	0- 0	CONFERENCE	0- 1	0- 4	5- 1				
3- 4	1- 0	0- 0	HOME	0- 1	0- 3	2- 0				
3- 3	0- 1	0- 0	AWAY	0- 0	0- 1	3- 1				
0- 0	0- 0	0- 0	NEUTRAL	0- 0	0- 0	3- 0				

RPI 1-25				RPI 26-50				RPI 51-100				RPI 101+ Team's RPI: 155			
RPI	S	Opponent	Score	RPI	S	Opponent	Score	RPI	S	Opponent	Score	RPI	S	Opponent	Score
11	A	Gonzaga	49 74	30	H	Western Ky.	80 73	54	A	UCF	58 67	105	H	Pacific	66 68
11	H	Gonzaga	70 60	35	H	Marquette	63 77	69	H	BYU	55 65	115	A	Kansas	81 86
13	H	NC State	70 87									118	H	San Diego	54 72
												143	A	Portland	65 78
												143	H	Portland	53 72
												159	H	UC Davis	83 74
												187	A	Pepperdine	64 73
												187	H	Pepperdine	85 78
												203	A	Santa Clara	95 87
												205	A	Wyoming	67 69
												243	A	San Francisco	86 79
												255	A	Nevada	72 78
												272	H	UC Santa Barbara	64 43
												280	A	LMU (CA)	70 61
												280	H	LMU (CA)	86 70
												283	N	St. Bonaventure	72 57
												312	H	Cal Poly	84 67
LAST 10 Division I															
11	H	Gonzaga	70 60	69	H	BYU	55 65								
143	H	Portland	53 72	118	H	San Diego	54 72								
187	A	Pepperdine	64 73	143	A	Portland	65 78								
280	A	LMU (CA)	70 61	11	A	Gonzaga	49 74								
105	H	Pacific	66 68	280	H	LMU (CA)	86 70								

Non-Div I Games:

Saint Mary's (CA)

■ Loss, 
 ■ Non-Conf, S Site, 
 ■ Home 
 ■ Away 
 N Neutral

Average RPI Win: 274		WON-LOST	WINNING	LAST 10	STRENGTH OF	OPP. STRENGTH	TEAM	ADJ.	CONF.	ADJ CONF.
Average RPI Loss: 240		RECORD	PCT. RANK	GAMES	SCHEDULE	OF SCHEDULE	RPI	RPI	RPI	RPI
DIV. I ONLY		6- 15	290	2-8	346	329	329	329	24	24
DIV. I NON-CONF.		3- 6	235	0	346	348	329	329	25	25
TOTALS		RPI 1-25	RPI 26-50	W-L RECORDS	RPI 51-100	RPI 101-150	RPI 150+			
6- 15	0- 0		0- 0	OVERALL	1- 1	0- 1	5- 13			
3- 5	0- 0		0- 0	HOME	1- 0	0- 1	2- 4			
3- 10	0- 0		0- 0	AWAY	0- 1	0- 0	3- 9			
0- 0	0- 0		0- 0	NEUTRAL	0- 0	0- 0	0- 0			
3- 6	0- 0		0- 0	NON-CONFERENCE	0- 0	0- 1	3- 5			
1- 2	0- 0		0- 0	HOME	0- 0	0- 1	1- 1			
2- 4	0- 0		0- 0	AWAY	0- 0	0- 0	2- 4			
0- 0	0- 0		0- 0	NEUTRAL	0- 0	0- 0	0- 0			
3- 9	0- 0		0- 0	CONFERENCE	1- 1	0- 0	2- 8			
2- 3	0- 0		0- 0	HOME	1- 0	0- 0	1- 3			
1- 6	0- 0		0- 0	AWAY	0- 1	0- 0	1- 5			
0- 0	0- 0		0- 0	NEUTRAL	0- 0	0- 0	0- 0			

RPI 1-25				RPI 26-50				RPI 51-100				RPI 101+				Team's RPI: 329	
RPI	S	Opponent	Score	RPI	S	Opponent	Score	RPI	S	Opponent	Score	RPI	S	Opponent	Score		
								79	A	Marist	76	96	122	H	Lehigh	71	80
								99	H	Rider	67	56	180	H	Quinnipiac	64	91
													224	A	Fairfield	48	67
													228	A	Iona	59	69
													231	A	Manhattan	64	68
													231	H	Manhattan	52	85
													254	H	Morgan St.	78	77
													264	A	Delaware St.	66	89
													267	A	Howard	80	92
													269	A	Niagara	89	97
													274	H	Siena	87	83
													276	A	Wagner	89	90
													284	A	Monmouth	57	59
													284	H	Monmouth	67	81
													325	H	Fairleigh Dickinson	71	77
													333	A	NJIT	73	76
													336	A	LIU Brooklyn	89	74
													339	A	Canisius	86	68
													343	A	Coppin St.	82	57
LAST 10 Division I																	
				284	A	Monmouth	57	59	269	A	Niagara	89	97				
				99	H	Rider	67	56	228	A	Iona	59	69				
				231	A	Manhattan	64	68	284	H	Monmouth	67	81				
				180	H	Quinnipiac	64	91	224	A	Fairfield	48	67				
				339	A	Canisius	86	68	231	H	Manhattan	52	85				

Non-Div I Games:

Saint Peter's

Loss, Non-Conf, S Site, H Home A Away N Neutral

Average RPI Win:	248	WON-LOST	WINNING	LAST 10	STRENGTH OF	OPP. STRENGTH	TEAM	ADJ.	CONF.	ADJ CONF.
Average RPI Loss:	170	RECORD	PCT. RANK	GAMES	SCHEDULE	OF SCHEDULE	RPI	RPI	RPI	RPI
DIV. I ONLY	12- 7	94	7-3	318	234	169	169	23	23	
DIV. I NON-CONF.	2- 4	235	0	290	114	246	246	21	21	
TOTALS	RPI 1-25	RPI 26-50	W-L RECORDS	RPI 51-100	RPI 101-150	RPI 150+				
12- 7	0- 0	0- 1	OVERALL	0- 0	1- 2	11- 4				
5- 2	0- 0	0- 0	HOME	0- 0	1- 1	4- 1				
7- 5	0- 0	0- 1	AWAY	0- 0	0- 1	7- 3				
0- 0	0- 0	0- 0	NEUTRAL	0- 0	0- 0	0- 0				
2- 4	0- 0	0- 1	NON-CONFERENCE	0- 0	0- 0	2- 3				
1- 0	0- 0	0- 0	HOME	0- 0	0- 0	1- 0				
1- 4	0- 0	0- 1	AWAY	0- 0	0- 0	1- 3				
0- 0	0- 0	0- 0	NEUTRAL	0- 0	0- 0	0- 0				
10- 3	0- 0	0- 0	CONFERENCE	0- 0	1- 2	9- 1				
4- 2	0- 0	0- 0	HOME	0- 0	1- 1	3- 1				
6- 1	0- 0	0- 0	AWAY	0- 0	0- 1	6- 0				
0- 0	0- 0	0- 0	NEUTRAL	0- 0	0- 0	0- 0				

RPI 1-25			RPI 26-50			RPI 51-100			RPI 101+			Team's RPI: 169
RPI	S	Opponent	Score	RPI	S	Opponent	Score	RPI	S	Opponent	Score	
				38	A	Oklahoma	71 95					
								104	H	SFA	63 55	
								109	H	Abilene Christian	73 81	
								112	A	A&M-Corpus Christi	54 57	
								158	A	Texas Tech	57 99	
								166	H	Louisiana	77 73	
								167	A	New Orleans	78 46	
								208	A	Oral Roberts	41 64	
								214	A	Central Ark.	72 54	
								222	A	Southeastern La.	84 69	
								229	H	Lamar University	68 47	
								279	A	Ole Miss	69 75	
								285	H	Incarinate Word	74 77	
								291	A	Nicholls St.	80 77	
								291	H	Nicholls St.	87 71	
								299	A	UTSA	81 77	
								323	A	Houston Baptist	97 69	
								332	A	Northwestern St.	79 69	
								334	H	McNeese	92 59	
LAST 10 Division I												
				291	A	Nicholls St.	80 77					
				285	H	Incarinate Word	74 77					
				104	H	SFA	63 55					
				112	A	A&M-Corpus Christi	54 57					
				109	H	Abilene Christian	73 81					
				323	A	Houston Baptist	97 69					
				229	H	Lamar University	68 47					
				214	A	Central Ark.	72 54					
				222	A	Southeastern La.	84 69					
				291	H	Nicholls St.	87 71					

Non-Div I Games: Jarvis Christian 114 46 Howard Payne 91 49 Wiley 102 52

Sam Houston St.

Loss, Non-Conf, S Site, H Home A Away N Neutral

Average RPI Win: <b>262</b>	WON-LOST	WINNING	LAST 10	STRENGTH OF	OPP. STRENGTH	TEAM	ADJ.	CONF.	ADJ CONF.
Average RPI Loss: <b>122</b>	RECORD	PCT. RANK	GAMES	SCHEDULE	OF SCHEDULE	RPI	RPI	RPI	RPI
DIV. I ONLY	10- 13	218	7-3	133	270	175	175	26	26
DIV. I NON-CONF.	4- 10	259	1-0	58	231	152	152	22	22
TOTALS	RPI 1-25	RPI 26-50	W-L RECORDS	RPI 51-100	RPI 101-150	RPI 150+			
10- 13	0- 1	0- 2	OVERALL	0- 3	0- 2	10- 5			
3- 5	0- 0	0- 1	HOME	0- 1	0- 0	3- 3			
6- 8	0- 1	0- 1	AWAY	0- 2	0- 2	6- 2			
1- 0	0- 0	0- 0	NEUTRAL	0- 0	0- 0	1- 0			
4- 10	0- 1	0- 2	NON-CONFERENCE	0- 3	0- 2	4- 2			
0- 3	0- 0	0- 1	HOME	0- 1	0- 0	0- 1			
3- 7	0- 1	0- 1	AWAY	0- 2	0- 2	3- 1			
1- 0	0- 0	0- 0	NEUTRAL	0- 0	0- 0	1- 0			
6- 3	0- 0	0- 0	CONFERENCE	0- 0	0- 0	6- 3			
3- 2	0- 0	0- 0	HOME	0- 0	0- 0	3- 2			
3- 1	0- 0	0- 0	AWAY	0- 0	0- 0	3- 1			
0- 0	0- 0	0- 0	NEUTRAL	0- 0	0- 0	0- 0			

RPI 1-25			RPI 26-50			RPI 51-100			RPI 101+ Team's RPI: 175		
RPI	S	Opponent	Score	RPI	S	Opponent	Score	RPI	S	Opponent	Score
24	A	Florida St.	59 <b>88</b>	28	A	Kentucky	49 <b>79</b>	58	H	Troy	65 <b>74</b>
				30	H	Western Ky.	84 <b>88</b>	68	A	UT Martin	75 <b>80</b>
								97	A	Fordham	37 <b>68</b>
LAST 10 Division I											
265	H	Wofford	63 <b>69</b>	234	H	Chattanooga	60 46	110	A	UAB	69 <b>76</b>
196	H	Furman	59 <b>72</b>	318	H	Mercer	72 64	133	A	Florida	48 <b>84</b>
153	A	UNC Greensboro	56 42	196	A	Furman	69 <b>77</b>	152	A	North Ala.	79 63
337	A	Western Caro.	62 50	265	A	Wofford	74 58	153	A	UNC Greensboro	56 42
270	H	ETSU	68 34	265	H	Wofford	63 <b>69</b>	162	H	Tennessee Tech	57 <b>72</b>
				270	H	ETSU	68 34	196	A	Furman	69 <b>77</b>
				316	N	Hofstra	65 45	196	H	Furman	59 <b>72</b>
				318	H	Mercer	72 64	224	A	Kennesaw St.	55 <b>60</b>
				331	A	Alabama St.	83 48	234	H	Chattanooga	60 46
				337	A	Western Caro.	62 50	240	A	Murray St.	84 56
								265	A	Wofford	74 58
								265	H	Wofford	63 <b>69</b>
								270	H	ETSU	68 34
								316	N	Hofstra	65 45
								318	H	Mercer	72 64
								331	A	Alabama St.	83 48
								337	A	Western Caro.	62 50

Non-Div I Games: Montevallo 81 60

Samford

■ Loss, 
 ■ Non-Conf, 
 ■ S Site, 
 ■ H Home 
 ■ A Away 
 N Neutral

Average RPI Win:	205	WON-LOST	WINNING	LAST 10	STRENGTH OF	OPP. STRENGTH	TEAM	ADJ.	CONF.	ADJ CONF.
Average RPI Loss:	119	RECORD	PCT. RANK	GAMES	SCHEDULE	OF SCHEDULE	RPI	RPI	RPI	RPI
DIV. I ONLY	13- 9	113	7-3	124	144	118	118	11	11	
DIV. I NON-CONF.	5- 5	164	0	239	308	239	239	11	11	
TOTALS	RPI 1-25	RPI 26-50	W-L RECORDS	RPI 51-100	RPI 101-150	RPI 150+				
13- 9	0- 2	0- 0	OVERALL	1- 1	3- 2	9- 4				
7- 5	0- 1	0- 0	HOME	1- 0	1- 2	5- 2				
6- 4	0- 1	0- 0	AWAY	0- 1	2- 0	4- 2				
0- 0	0- 0	0- 0	NEUTRAL	0- 0	0- 0	0- 0				
5- 5	0- 0	0- 0	NON-CONFERENCE	0- 0	0- 2	5- 3				
3- 4	0- 0	0- 0	HOME	0- 0	0- 2	3- 2				
2- 1	0- 0	0- 0	AWAY	0- 0	0- 0	2- 1				
0- 0	0- 0	0- 0	NEUTRAL	0- 0	0- 0	0- 0				
8- 4	0- 2	0- 0	CONFERENCE	1- 1	3- 0	4- 1				
4- 1	0- 1	0- 0	HOME	1- 0	1- 0	2- 0				
4- 3	0- 1	0- 0	AWAY	0- 1	2- 0	2- 1				
0- 0	0- 0	0- 0	NEUTRAL	0- 0	0- 0	0- 0				

RPI 1-25				RPI 26-50				RPI 51-100				RPI 101+ Team's RPI: 118			
RPI	S	Opponent	Score	RPI	S	Opponent	Score	RPI	S	Opponent	Score	RPI	S	Opponent	Score
11	A	Gonzaga	46 57					69	A	BYU	36 52	105	A	Pacific	66 64
11	H	Gonzaga	42 57					69	H	BYU	51 45	121	H	Idaho	32 65
												132	H	Washington	47 65
												143	A	Portland	62 58
												143	H	Portland	74 55
												151	A	San Jose St.	82 88
												155	A	Saint Mary's (CA)	72 54
												158	H	Texas Tech	60 64
												182	H	Towson	81 67
												187	A	Pepperdine	57 73
												203	H	Santa Clara	50 47
												232	H	Cal St. Fullerton	67 72
												243	H	San Francisco	54 50
												257	A	San Diego St.	70 47
												280	A	LMU (CA)	67 59
												284	H	Monmouth	57 49
												288	H	CSUN	59 40
												313	A	Air Force	70 59
LAST 10 Division I															
69	H	BYU	51 45	105	A	Pacific	66 64								
143	A	Portland	62 58	155	A	Saint Mary's (CA)	72 54								
11	A	Gonzaga	46 57	69	A	BYU	36 52								
243	H	San Francisco	54 50	11	H	Gonzaga	42 57								
203	H	Santa Clara	50 47	143	H	Portland	74 55								

Non-Div I Games: Biola 81 28

San Diego

■ Loss, 
 ■ Non-Conf, 
 ■ S Site, 
 ■ Home 
 ■ Away 
 N Neutral

Average RPI Win:	239	WON-LOST	WINNING	LAST 10	STRENGTH OF	OPP. STRENGTH	TEAM	ADJ.	CONF.	ADJ CONF.
Average RPI Loss:	191	RECORD	PCT. RANK	GAMES	SCHEDULE	OF SCHEDULE	RPI	RPI	RPI	RPI
DIV. I ONLY	10- 14	228	5-5	223	272	257	257	17	17	
DIV. I NON-CONF.	4- 7	225	0	274	319	296	296	23	23	
TOTALS	RPI 1-25	RPI 26-50	W-L RECORDS	RPI 51-100	RPI 101-150	RPI 150+				
10- 14	0- 0	0- 0	OVERALL	0- 2	0- 3	10- 9				
7- 7	0- 0	0- 0	HOME	0- 1	0- 2	7- 4				
3- 7	0- 0	0- 0	AWAY	0- 1	0- 1	3- 5				
0- 0	0- 0	0- 0	NEUTRAL	0- 0	0- 0	0- 0				
4- 7	0- 0	0- 0	NON-CONFERENCE	0- 0	0- 2	4- 5				
2- 5	0- 0	0- 0	HOME	0- 0	0- 2	2- 3				
2- 2	0- 0	0- 0	AWAY	0- 0	0- 0	2- 2				
0- 0	0- 0	0- 0	NEUTRAL	0- 0	0- 0	0- 0				
6- 7	0- 0	0- 0	CONFERENCE	0- 2	0- 1	6- 4				
5- 2	0- 0	0- 0	HOME	0- 1	0- 0	5- 1				
1- 5	0- 0	0- 0	AWAY	0- 1	0- 1	1- 3				
0- 0	0- 0	0- 0	NEUTRAL	0- 0	0- 0	0- 0				

RPI 1-25				RPI 26-50				RPI 51-100				RPI 101+ Team's RPI: 257					
RPI	S	Opponent	Score	RPI	S	Opponent	Score	RPI	S	Opponent	Score	RPI	S	Opponent	Score		
								59	A	Fresno St.	54	79	118	H	San Diego	47	70
								59	H	Fresno St.	60	65	123	A	Boise St.	72	86
													135	H	California	48	74
													151	A	San Jose St.	67	84
													176	H	UNLV	48	39
													179	A	Hawaii	58	61
													182	H	Towson	80	72
													193	H	New Mexico	75	74
													205	A	Wyoming	67	81
													205	H	Wyoming	67	60
													232	H	Cal St. Fullerton	55	45
													238	H	Arkansas St.	62	71
													255	A	Nevada	69	70
													268	H	Colorado St.	59	49
													272	A	UC Santa Barbara	52	64
													273	H	Alabama A&M	53	61
													278	A	Utah St.	59	51
													278	H	Utah St.	66	62
													285	A	Incarnate Word	57	48
													288	H	CSUN	69	74
													290	A	California Baptist	80	68
													313	H	Air Force	49	51
LAST 10 Division I																	
				313	H	Air Force	49	51		255	A	Nevada	69	70			
				278	A	Utah St.	59	51		59	H	Fresno St.	60	65			
				193	H	New Mexico	75	74		123	A	Boise St.	72	86			
				176	H	UNLV	48	39		205	H	Wyoming	67	60			
				205	A	Wyoming	67	81		278	H	Utah St.	66	62			

Non-Div I Games: Westcliff 77 56

San Diego St.

■ Loss, 
 ■ Non-Conf, 
 ■ S Site, 
 ■ Home 
 ■ Away 
 N Neutral



## San Francisco

Through Games Of Feb. 9, 2020

Average RPI Win:	250	WON-LOST	WINNING	LAST 10	STRENGTH OF	OPP. STRENGTH	TEAM	ADJ.	CONF.	ADJ CONF.
Average RPI Loss:	126	RECORD	PCT. RANK	GAMES	SCHEDULE	OF SCHEDULE	RPI	RPI	RPI	RPI
DIV. I ONLY	9- 15	251	2-8	180	134	243	243	11	11	
DIV. I NON-CONF.	7- 5	131	0	144	219	133	133	11	11	
TOTALS	RPI 1-25	RPI 26-50	W-L RECORDS	RPI 51-100	RPI 101-150	RPI 150+				
9- 15	0- 3	0- 0	OVERALL	0- 1	0- 5	9- 6				
4- 8	0- 2	0- 0	HOME	0- 0	0- 3	4- 3				
2- 6	0- 0	0- 0	AWAY	0- 1	0- 2	2- 3				
3- 1	0- 1	0- 0	NEUTRAL	0- 0	0- 0	3- 0				
7- 5	0- 2	0- 0	NON-CONFERENCE	0- 0	0- 2	7- 1				
3- 2	0- 1	0- 0	HOME	0- 0	0- 1	3- 0				
1- 2	0- 0	0- 0	AWAY	0- 0	0- 1	1- 1				
3- 1	0- 1	0- 0	NEUTRAL	0- 0	0- 0	3- 0				
2- 10	0- 1	0- 0	CONFERENCE	0- 1	0- 3	2- 5				
1- 6	0- 1	0- 0	HOME	0- 0	0- 2	1- 3				
1- 4	0- 0	0- 0	AWAY	0- 1	0- 1	1- 2				
0- 0	0- 0	0- 0	NEUTRAL	0- 0	0- 0	0- 0				

RPI 1-25				RPI 26-50				RPI 51-100				RPI 101+ Team's RPI: 243			
RPI	S	Opponent	Score	RPI	S	Opponent	Score	RPI	S	Opponent	Score	RPI	S	Opponent	Score
9	N	Mississippi St.	38 73					69	A	BYU	44 57	105	H	Pacific	61 84
10	H	Stanford	71 97									118	A	San Diego	50 54
11	H	Gonzaga	46 69									121	H	Idaho	60 66
												132	A	Washington	54 73
												143	H	Portland	66 73
												154	N	Houston	80 57
												155	H	Saint Mary's (CA)	79 86
												159	A	UC Davis	67 79
												187	A	Pepperdine	70 82
												187	H	Pepperdine	64 70
												203	A	Santa Clara	72 66
												203	H	Santa Clara	72 80
												232	H	Cal St. Fullerton	71 63
												233	A	Northern Colo.	90 83
												249	N	Bowling Green	64 56
												280	A	LMU (CA)	69 76
												280	H	LMU (CA)	70 68
												288	H	CSUN	79 61
												302	N	UC Irvine	68 61
												308	H	Sacramento St.	87 82
LAST 10 Division I															
280	H	LMU (CA)	70 68	11	H	Gonzaga	46 69								
187	H	Pepperdine	64 70	143	H	Portland	66 73								
203	A	Santa Clara	72 66	187	A	Pepperdine	70 82								
118	A	San Diego	50 54	280	A	LMU (CA)	69 76								
69	A	BYU	44 57	203	H	Santa Clara	72 80								

Non-Div I Games:

San Francisco

■ Loss, 
 ■ Non-Conf, 
 ■ S Site, 
 ■ H Home 
 ■ A Away 
 N Neutral

Average RPI Win: 226		WON-LOST	WINNING	LAST 10	STRENGTH OF	OPP. STRENGTH	TEAM	ADJ.	CONF.	ADJ CONF.
Average RPI Loss: 187		RECORD	PCT. RANK	GAMES	SCHEDULE	OF SCHEDULE	RPI	RPI	RPI	RPI
DIV. I ONLY		14- 8	91	7-3	261	215	151	151	17	17
DIV. I NON-CONF.		5- 5	164	0	305	211	244	244	23	23
TOTALS	RPI 1-25		RPI 26-50		W-L RECORDS		RPI 51-100		RPI 101-150	RPI 150+
14- 8	0- 0		0- 0		OVERALL		0- 2		3- 0	11- 6
8- 2	0- 0		0- 0		HOME		0- 1		3- 0	5- 1
6- 4	0- 0		0- 0		AWAY		0- 0		0- 0	6- 4
0- 2	0- 0		0- 0		NEUTRAL		0- 1		0- 0	0- 1
5- 5	0- 0		0- 0		NON-CONFERENCE		0- 1		2- 0	3- 4
4- 0	0- 0		0- 0		HOME		0- 0		2- 0	2- 0
1- 3	0- 0		0- 0		AWAY		0- 0		0- 0	1- 3
0- 2	0- 0		0- 0		NEUTRAL		0- 1		0- 0	0- 1
9- 3	0- 0		0- 0		CONFERENCE		0- 1		1- 0	8- 2
4- 2	0- 0		0- 0		HOME		0- 1		1- 0	3- 1
5- 1	0- 0		0- 0		AWAY		0- 0		0- 0	5- 1
0- 0	0- 0		0- 0		NEUTRAL		0- 0		0- 0	0- 0

RPI 1-25				RPI 26-50				RPI 51-100				RPI 101+ Team's RPI: 151			
RPI	S	Opponent	Score	RPI	S	Opponent	Score	RPI	S	Opponent	Score	RPI	S	Opponent	Score
								59	H	Fresno St.	76 85	107	H	Buffalo	95 88
								69	N	BYU	56 75	118	H	San Diego	88 82
												123	H	Boise St.	74 61
												176	H	UNLV	62 60
												186	N	Northern Ariz.	64 67
												193	A	New Mexico	81 80
												193	H	New Mexico	89 85
												203	A	Santa Clara	81 89
												205	A	Wyoming	45 80
												216	A	CSU Bakersfield	71 75
												255	A	Nevada	72 70
												255	H	Nevada	76 80
												257	H	San Diego St.	84 67
												268	A	Colorado St.	58 53
												272	A	UC Santa Barbara	73 70
												278	A	Utah St.	76 61
												302	A	UC Irvine	77 79
												306	H	Eastern Wash.	84 66
												308	H	Sacramento St.	73 67
												313	A	Air Force	68 60
LAST 10 Division I															
				255	H	Nevada	76 80	176	H	UNLV	62 60				
				205	A	Wyoming	45 80	268	A	Colorado St.	58 53				
				123	H	Boise St.	74 61	255	A	Nevada	72 70				
				313	A	Air Force	68 60	59	H	Fresno St.	76 85				
				193	H	New Mexico	89 85	193	A	New Mexico	81 80				

Non-Div I Games:	La Verne	128	62
------------------	----------	-----	----

San Jose St.

Loss, Non-Conf, S Site, H Home A Away N Neutral

Santa Clara

Through Games Of Feb. 9, 2020

Average RPI Win: <b>182</b>	WON-LOST	WINNING	LAST 10	STRENGTH OF	OPP. STRENGTH	TEAM	ADJ.	CONF.	ADJ CONF.
Average RPI Loss: <b>144</b>	RECORD	PCT. RANK	GAMES	SCHEDULE	OF SCHEDULE	RPI	RPI	RPI	RPI
DIV. I ONLY	8- 14	257	2-8	111	127	203	203	11	11
DIV. I NON-CONF.	5- 5	164	0	54	163	91	91	11	11
TOTALS	RPI 1-25	RPI 26-50	W-L RECORDS	RPI 51-100	RPI 101-150	RPI 150+			
8- 14	0- 3	0- 0	OVERALL	1- 1	1- 3	6- 7			
4- 6	0- 1	0- 0	HOME	1- 0	1- 1	2- 4			
3- 7	0- 2	0- 0	AWAY	0- 1	0- 2	3- 2			
1- 1	0- 0	0- 0	NEUTRAL	0- 0	0- 0	1- 1			
5- 5	0- 2	0- 0	NON-CONFERENCE	1- 0	0- 1	4- 2			
2- 1	0- 0	0- 0	HOME	1- 0	0- 0	1- 1			
2- 3	0- 2	0- 0	AWAY	0- 0	0- 1	2- 0			
1- 1	0- 0	0- 0	NEUTRAL	0- 0	0- 0	1- 1			
3- 9	0- 1	0- 0	CONFERENCE	0- 1	1- 2	2- 5			
2- 5	0- 1	0- 0	HOME	0- 0	1- 1	1- 3			
1- 4	0- 0	0- 0	AWAY	0- 1	0- 1	1- 2			
0- 0	0- 0	0- 0	NEUTRAL	0- 0	0- 0	0- 0			

RPI 1-25				RPI 26-50				RPI 51-100				RPI 101+ Team's RPI: 203			
RPI	S	Opponent	Score	RPI	S	Opponent	Score	RPI	S	Opponent	Score	RPI	S	Opponent	Score
4	A	Missouri St.	64 <b>71</b>					59	H	Fresno St.	90 66	105	H	Pacific	75 65
11	H	Gonzaga	52 <b>67</b>					69	A	BYU	48 <b>71</b>	118	A	San Diego	47 <b>50</b>
21	A	Arizona	52 <b>65</b>									135	A	California	65 <b>69</b>
												143	H	Portland	77 <b>80</b>
												151	H	San Jose St.	89 81
												155	H	Saint Mary's (CA)	87 <b>95</b>
												159	A	UC Davis	62 61
												174	N	Montana	68 58
												187	A	Pepperdine	71 <b>79</b>
												187	H	Pepperdine	61 <b>79</b>
												190	N	Delaware	80 <b>81</b>
												243	A	San Francisco	80 72
												243	H	San Francisco	66 <b>72</b>
												266	H	Long Beach St.	46 <b>54</b>
												280	A	LMU (CA)	59 <b>75</b>
												280	H	LMU (CA)	76 60
												288	A	CSUN	76 55
LAST 10 Division I															
187	H	Pepperdine	61 <b>79</b>	143	H	Portland	77 <b>80</b>								
280	H	LMU (CA)	76 60	11	H	Gonzaga	52 <b>67</b>								
243	H	San Francisco	66 <b>72</b>	280	A	LMU (CA)	59 <b>75</b>								
69	A	BYU	48 <b>71</b>	187	A	Pepperdine	71 <b>79</b>								
118	A	San Diego	47 <b>50</b>	243	A	San Francisco	80 72								

Non-Div I Games: UC Santa Cruz 109 51

Santa Clara

Loss, Non-Conf, S Site, H Home A Away N Neutral

Average RPI Win:	295	WON-LOST	WINNING	LAST 10	STRENGTH OF	OPP. STRENGTH	TEAM	ADJ.	CONF.	ADJ CONF.
Average RPI Loss:	221	RECORD	PCT. RANK	GAMES	SCHEDULE	OF SCHEDULE	RPI	RPI	RPI	RPI
DIV. I ONLY	7- 12	252	4-6	329	344	309	309	31	31	
DIV. I NON-CONF.	3- 7	252	0-1	259	313	294	294	32	32	
TOTALS	RPI 1-25	RPI 26-50	W-L RECORDS	RPI 51-100	RPI 101-150	RPI 150+				
7- 12	0- 0	0- 0	OVERALL	0- 1	0- 2	7- 9				
5- 4	0- 0	0- 0	HOME	0- 1	0- 1	5- 2				
2- 8	0- 0	0- 0	AWAY	0- 0	0- 1	2- 7				
0- 0	0- 0	0- 0	NEUTRAL	0- 0	0- 0	0- 0				
3- 7	0- 0	0- 0	NON-CONFERENCE	0- 1	0- 2	3- 4				
2- 2	0- 0	0- 0	HOME	0- 1	0- 1	2- 0				
1- 5	0- 0	0- 0	AWAY	0- 0	0- 1	1- 4				
0- 0	0- 0	0- 0	NEUTRAL	0- 0	0- 0	0- 0				
4- 5	0- 0	0- 0	CONFERENCE	0- 0	0- 0	4- 5				
3- 2	0- 0	0- 0	HOME	0- 0	0- 0	3- 2				
1- 3	0- 0	0- 0	AWAY	0- 0	0- 0	1- 3				
0- 0	0- 0	0- 0	NEUTRAL	0- 0	0- 0	0- 0				

RPI 1-25				RPI 26-50				RPI 51-100				RPI 101+ Team's RPI: 309					
RPI	S	Opponent	Score	RPI	S	Opponent	Score	RPI	S	Opponent	Score	RPI	S	Opponent	Score		
								91	H	Montana St.	65	73	121	H	Idaho	84	90
												132	A	Washington	46	78	
												186	A	Northern Ariz.	80	88	
												198	A	Idaho St.	48	73	
												216	H	CSU Bakersfield	63	57	
												219	H	UMKC	65	76	
												232	A	Cal St. Fullerton	63	81	
												237	H	Grand Canyon	48	56	
												266	H	Long Beach St.	66	54	
												278	A	Utah St.	63	70	
												290	A	California Baptist	83	49	
												307	A	UTRGV	81	85	
												308	H	Sacramento St.	88	84	
												312	A	Cal Poly	72	49	
												322	A	New Mexico St.	65	83	
												324	A	Utah Valley	58	70	
												324	H	Utah Valley	82	80	
												350	H	Chicago St.	80	51	
LAST 10 Division I																	
324	H	Utah Valley	82	80	307	A	UTRGV	81	85								
290	A	California Baptist	83	49	324	A	Utah Valley	58	70								
216	H	CSU Bakersfield	63	57	350	H	Chicago St.	80	51								
237	H	Grand Canyon	48	56	219	H	UMKC	65	76								
322	A	New Mexico St.	65	83	232	A	Cal St. Fullerton	63	81								

Non-Div I Games: Warner Pacific 89 47 Saint Martin's 91 81 Central Wash. 75 65

Seattle U

Average RPI Win:	165	WON-LOST	WINNING	LAST 10	STRENGTH OF	OPP. STRENGTH	TEAM	ADJ.	CONF.	ADJ CONF.
Average RPI Loss:	52	RECORD	PCT. RANK	GAMES	SCHEDULE	OF SCHEDULE	RPI	RPI	RPI	RPI
DIV. I ONLY	15- 9	95	6-4	45	74	63	63	6	6	
DIV. I NON-CONF.	7- 4	100	0	50	131	75	75	6	6	
TOTALS	RPI 1-25	RPI 26-50	W-L RECORDS	RPI 51-100	RPI 101-150	RPI 150+				
15- 9	0- 4	2- 1	OVERALL	2- 3	3- 1	8- 0				
8- 5	0- 3	2- 0	HOME	0- 2	2- 0	4- 0				
5- 3	0- 1	0- 1	AWAY	2- 0	0- 1	3- 0				
2- 1	0- 0	0- 0	NEUTRAL	0- 1	1- 0	1- 0				
7- 4	0- 2	0- 0	NON-CONFERENCE	0- 1	2- 1	5- 0				
4- 2	0- 2	0- 0	HOME	0- 0	1- 0	3- 0				
1- 1	0- 0	0- 0	AWAY	0- 0	0- 1	1- 0				
2- 1	0- 0	0- 0	NEUTRAL	0- 1	1- 0	1- 0				
8- 5	0- 2	2- 1	CONFERENCE	2- 2	1- 0	3- 0				
4- 3	0- 1	2- 0	HOME	0- 2	1- 0	1- 0				
4- 2	0- 1	0- 1	AWAY	2- 0	0- 0	2- 0				
0- 0	0- 0	0- 0	NEUTRAL	0- 0	0- 0	0- 0				

RPI 1-25				RPI 26-50				RPI 51-100 Team's RPI: 63				RPI 101+			
RPI	S	Opponent	Score	RPI	S	Opponent	Score	RPI	S	Opponent	Score	RPI	S	Opponent	Score
7	H	UConn	78 92	34	H	Creighton	82 70	61	H	St. John's (NY)	66 82	106	N	Vanderbilt	69 65
19	H	Princeton	76 78	35	A	Marquette	60 81	89	N	Georgia Tech	54 79	114	H	VCU	53 33
20	A	DePaul	68 85	35	H	Marquette	72 60	94	A	Butler	67 62	122	A	Lehigh	68 75
20	H	DePaul	76 86					96	A	Villanova	65 63	142	H	Providence	97 55
								96	H	Villanova	55 61	160	H	Lafayette	74 50
												210	N	Saint Joseph's	55 39
												224	H	Fairfield	74 44
												228	A	Iona	89 37
												239	A	Georgetown	61 47
												239	H	Georgetown	79 60
												263	A	Xavier	83 61
												296	H	Sacred Heart	95 69
LAST 10 Division I															
20	H	DePaul	76 86	142	H	Providence	97 55								
35	H	Marquette	72 60	34	H	Creighton	82 70								
96	A	Villanova	65 63	35	A	Marquette	60 81								
239	A	Georgetown	61 47	20	A	DePaul	68 85								
61	H	St. John's (NY)	66 82	239	H	Georgetown	79 60								

Non-Div I Games:

Seton Hall

■ Loss, 
 ■ Non-Conf, 
 ■ S Site, 
 ■ H Home 
 ■ A Away 
 N Neutral

Average RPI Win: <b>281</b>	WON-LOST	WINNING	LAST 10	STRENGTH OF	OPP. STRENGTH	TEAM	ADJ.	CONF.	ADJ CONF.
Average RPI Loss: <b>189</b>	RECORD	PCT. RANK	GAMES	SCHEDULE	OF SCHEDULE	RPI	RPI	RPI	RPI
DIV. I ONLY	8- 13	242	6-4	255	338	274	274	24	24
DIV. I NON-CONF.	2- 7	288	0	107	345	286	286	25	25
TOTALS	RPI 1-25	RPI 26-50	W-L RECORDS	RPI 51-100	RPI 101-150	RPI 150+			
8- 13	0- 0	0- 0	OVERALL	0- 3	0- 2	8- 8			
5- 4	0- 0	0- 0	HOME	0- 0	0- 0	5- 4			
3- 9	0- 0	0- 0	AWAY	0- 3	0- 2	3- 4			
0- 0	0- 0	0- 0	NEUTRAL	0- 0	0- 0	0- 0			
2- 7	0- 0	0- 0	NON-CONFERENCE	0- 2	0- 2	2- 3			
2- 1	0- 0	0- 0	HOME	0- 0	0- 0	2- 1			
0- 6	0- 0	0- 0	AWAY	0- 2	0- 2	0- 2			
0- 0	0- 0	0- 0	NEUTRAL	0- 0	0- 0	0- 0			
6- 6	0- 0	0- 0	CONFERENCE	0- 1	0- 0	6- 5			
3- 3	0- 0	0- 0	HOME	0- 0	0- 0	3- 3			
3- 3	0- 0	0- 0	AWAY	0- 1	0- 0	3- 2			
0- 0	0- 0	0- 0	NEUTRAL	0- 0	0- 0	0- 0			

RPI 1-25				RPI 26-50				RPI 51-100				RPI 101+				Team's RPI: 274	
RPI	S	Opponent	Score	RPI	S	Opponent	Score	RPI	S	Opponent	Score	RPI	S	Opponent	Score		
								84	A	Colgate	51	88	101	A	Harvard	51	68
								86	A	Penn	44	92	149	A	Massachusetts	55	61
								99	A	Rider	66	70	180	A	Quinnipiac	68	60
													180	H	Quinnipiac	52	66
													181	A	Fla. Atlantic	39	83
													200	H	Binghamton	62	89
													224	H	Fairfield	35	65
													231	A	Manhattan	59	49
													231	H	Manhattan	50	80
													269	A	Niagara	61	68
													269	H	Niagara	59	54
													284	H	Monmouth	51	39
													296	H	Sacred Heart	68	57
													310	H	Albany (NY)	52	46
													325	A	Fairleigh Dickinson	58	67
													329	A	Saint Peter's	83	87
													339	A	Canisius	68	63
													339	H	Canisius	72	43
LAST 10 Division I																	
				180	A	Quinnipiac	68 60			99	A	Rider	66	70			
				231	A	Manhattan	59 49			231	H	Manhattan	50	80			
				339	H	Canisius	72 43			339	A	Canisius	68	63			
				269	H	Niagara	59 54			269	A	Niagara	61	68			
				284	H	Monmouth	51 39			329	A	Saint Peter's	83	87			

Non-Div I Games:

Siena

# South Alabama

Through Games Of Feb. 9, 2020

Average RPI Win:	261	WON-LOST	WINNING	LAST 10	STRENGTH OF	OPP. STRENGTH	TEAM	ADJ.	CONF.	ADJ CONF.
Average RPI Loss:	132	RECORD	PCT. RANK	GAMES	SCHEDULE	OF SCHEDULE	RPI	RPI	RPI	RPI
DIV. I ONLY	10- 11	192	6-4	245	204	236	236	21	21	
DIV. I NON-CONF.	3- 7	252	0	230	90	281	281	20	20	
TOTALS	RPI 1-25	RPI 26-50	W-L RECORDS	RPI 51-100	RPI 101-150	RPI 150+				
10- 11	0- 0	0- 1	OVERALL	0- 3	2- 3	8- 4				
6- 6	0- 0	0- 1	HOME	0- 2	1- 2	5- 1				
4- 5	0- 0	0- 0	AWAY	0- 1	1- 1	3- 3				
0- 0	0- 0	0- 0	NEUTRAL	0- 0	0- 0	0- 0				
3- 7	0- 0	0- 1	NON-CONFERENCE	0- 1	2- 2	1- 3				
2- 4	0- 0	0- 1	HOME	0- 1	1- 1	1- 1				
1- 3	0- 0	0- 0	AWAY	0- 0	1- 1	0- 2				
0- 0	0- 0	0- 0	NEUTRAL	0- 0	0- 0	0- 0				
7- 4	0- 0	0- 0	CONFERENCE	0- 2	0- 1	7- 1				
4- 2	0- 0	0- 0	HOME	0- 1	0- 1	4- 0				
3- 2	0- 0	0- 0	AWAY	0- 1	0- 0	3- 1				
0- 0	0- 0	0- 0	NEUTRAL	0- 0	0- 0	0- 0				

RPI S	Opponent	Score	RPI S	Opponent	Score	RPI S	Opponent	Score	RPI S	Opponent	Score	Team's RPI: 236
48	H Rutgers	56 77	58	A Troy	68 85	110	A UAB	61 77				
			65	H Alabama	62 74	112	H A&M-Corpus Christi	83 82				
			98	H Coastal Caro.	62 71	126	H UT Arlington	45 68				
						127	H Auburn	62 82				
						144	A Tulane	62 53				
						166	A Louisiana	68 73				
						166	H Louisiana	78 63				
						168	H Miami (OH)	73 76				
						218	A Southern Miss.	55 62				
						250	H Appalachian St.	81 66				
						270	A ETSU	60 65				
						293	H Texas St.	78 76				
						298	A Ga. Southern	71 65				
						315	A Georgia St.	81 64				
						340	H Tennessee St.	70 48				
						345	A La.-Monroe	73 39				
						345	H La.-Monroe	72 63				
LAST 10 Division I												
345	A La.-Monroe	73 39	298	A Ga. Southern	71 65							
166	H Louisiana	78 63	315	A Georgia St.	81 64							
58	A Troy	68 85	345	H La.-Monroe	72 63							
293	H Texas St.	78 76	166	A Louisiana	68 73							
126	H UT Arlington	45 68	98	H Coastal Caro.	62 71							

Non-Div I Games: William Carey 68 52 Mobile 103 59

South Alabama

Loss, Non-Conf, S Site, H Home A Away N Neutral

# South Carolina

Through Games Of Feb. 9, 2020

Average RPI Win:	104	WON-LOST	WINNING	LAST 10	STRENGTH OF	OPP. STRENGTH	TEAM	ADJ.	CONF.	ADJ CONF.
Average RPI Loss:	15	RECORD	PCT. RANK	GAMES	SCHEDULE	OF SCHEDULE	RPI	RPI	RPI	RPI
DIV. I ONLY	22- 1	1	10-0	12	8	2	2	4	4	
DIV. I NON-CONF.	12- 1	9	0	47	7	7	7	5	5	
TOTALS	RPI 1-25	RPI 26-50	W-L RECORDS	RPI 51-100	RPI 101-150	RPI 150+				
22- 1	3- 1	7- 0	OVERALL	5- 0	2- 0	5- 0				
10- 0	1- 0	6- 0	HOME	0- 0	0- 0	3- 0				
10- 0	1- 0	1- 0	AWAY	4- 0	2- 0	2- 0				
2- 1	1- 1	0- 0	NEUTRAL	1- 0	0- 0	0- 0				
12- 1	2- 1	3- 0	NON-CONFERENCE	3- 0	0- 0	4- 0				
6- 0	0- 0	3- 0	HOME	0- 0	0- 0	3- 0				
4- 0	1- 0	0- 0	AWAY	2- 0	0- 0	1- 0				
2- 1	1- 1	0- 0	NEUTRAL	1- 0	0- 0	0- 0				
10- 0	1- 0	4- 0	CONFERENCE	2- 0	2- 0	1- 0				
4- 0	1- 0	3- 0	HOME	0- 0	0- 0	0- 0				
6- 0	0- 0	1- 0	AWAY	2- 0	2- 0	1- 0				
0- 0	0- 0	0- 0	NEUTRAL	0- 0	0- 0	0- 0				

RPI	S	Opponent	Score	RPI	S	Opponent	Score	RPI	S	Opponent	Score	RPI	S	Opponent	Score
3	A	Maryland	63 54	28	H	Kentucky	99 72	62	A	Dayton	75 49	106	A	Vanderbilt	93 57
8	N	Baylor	74 59	36	H	Duke	89 46	65	A	Alabama	93 78	131	A	Missouri	78 45
9	H	Mississippi St.	81 79	39	A	Arkansas	86 65	73	A	Temple	78 71	197	A	Clemson	84 48
15	N	Indiana	57 71	39	H	Arkansas	91 82	83	A	Georgia	88 53	250	H	Appalachian St.	92 50
				40	H	Purdue	85 49	93	N	Washington St.	68 53	279	A	Ole Miss	87 32
				42	H	South Dakota	73 60					331	H	Alabama St.	103 43
				45	H	Tennessee	69 48					335	H	USC Upstate	112 32
LAST 10 Division I															
				39	A	Arkansas	86 65	131	A	Missouri	78 45				
				45	H	Tennessee	69 48	106	A	Vanderbilt	93 57				
				279	A	Ole Miss	87 32	39	H	Arkansas	91 82				
				83	A	Georgia	88 53	65	A	Alabama	93 78				
				9	H	Mississippi St.	81 79	28	H	Kentucky	99 72				

Non-Div I Games:

South Carolina

Loss, Non-Conf, S Site, H Home A Away N Neutral



Average RPI Win:	333	WON-LOST	WINNING	LAST 10	STRENGTH OF	OPP. STRENGTH	TEAM	ADJ.	CONF.	ADJ CONF.
Average RPI Loss:	237	RECORD	PCT. RANK	GAMES	SCHEDULE	OF SCHEDULE	RPI	RPI	RPI	RPI
DIV. I ONLY	3- 19	329	2-8	342	349	346	346	29	29	
DIV. I NON-CONF.	1- 12	335	0-1	325	346	347	347	29	29	
TOTALS	RPI 1-25	RPI 26-50	W-L RECORDS	RPI 51-100	RPI 101-150	RPI 150+				
3- 19	0- 0	0- 0	OVERALL	0- 1	0- 2	3- 16				
1- 7	0- 0	0- 0	HOME	0- 0	0- 1	1- 6				
2- 11	0- 0	0- 0	AWAY	0- 1	0- 1	2- 9				
0- 1	0- 0	0- 0	NEUTRAL	0- 0	0- 0	0- 1				
1- 12	0- 0	0- 0	NON-CONFERENCE	0- 1	0- 0	1- 11				
0- 5	0- 0	0- 0	HOME	0- 0	0- 0	0- 5				
1- 6	0- 0	0- 0	AWAY	0- 1	0- 0	1- 5				
0- 1	0- 0	0- 0	NEUTRAL	0- 0	0- 0	0- 1				
2- 7	0- 0	0- 0	CONFERENCE	0- 0	0- 2	2- 5				
1- 2	0- 0	0- 0	HOME	0- 0	0- 1	1- 1				
1- 5	0- 0	0- 0	AWAY	0- 0	0- 1	1- 4				
0- 0	0- 0	0- 0	NEUTRAL	0- 0	0- 0	0- 0				

RPI S	Opponent	Score	RPI S	Opponent	Score	RPI S	Opponent	Score	RPI S	Opponent	Score	Team's RPI: 346
						98 A	Coastal Caro.	44 85	125 H	Bethune-Cookman	55 66	
									139 A	N.C. A&T	55 66	
									152 N	North Ala.	46 99	
									172 A	Norfolk St.	42 76	
									176 A	UNLV	57 66	
									211 H	North Dakota	53 95	
									213 H	Radford	45 60	
									244 A	UNC Asheville	51 82	
									252 H	Col. of Charleston	55 76	
									254 A	Morgan St.	47 77	
									260 A	UNCW	46 84	
									267 A	Howard	47 78	
									304 H	Presbyterian	49 70	
									314 H	UMES	60 55	
									315 A	Georgia St.	52 77	
									318 H	Mercer	55 66	
									320 A	N.C. Central	49 90	
									335 A	USC Upstate	47 58	
									341 A	Charleston So.	81 75	
									343 A	Coppin St.	71 60	
									347 H	Florida A&M	39 44	
LAST 10 Division I												
139 A	N.C. A&T	55 66	347 H	Florida A&M	39 44							
320 A	N.C. Central	49 90	267 A	Howard	47 78							
125 H	Bethune-Cookman	55 66	254 A	Morgan St.	47 77							
172 A	Norfolk St.	42 76	343 A	Coppin St.	71 60							
314 H	UMES	60 55	98 A	Coastal Caro.	44 85							

Non-Div I Games:

South Carolina St.

Loss, Non-Conf, S Site, H Home A Away N Neutral

# South Dakota

Through Games Of Feb. 9, 2020

Average RPI Win:	196	WON-LOST	WINNING	LAST 10	STRENGTH OF	OPP. STRENGTH	TEAM	ADJ.	CONF.	ADJ CONF.
Average RPI Loss:	3	RECORD	PCT. RANK	GAMES	SCHEDULE	OF SCHEDULE	RPI	RPI	RPI	RPI

DIV. I ONLY	21- 2	8	10-0	235	80	42	42	19	19
DIV. I NON-CONF.	10- 2	29	0	89	2	22	22	18	18

TOTALS	RPI 1-25	RPI 26-50	W-L RECORDS	RPI 51-100	RPI 101-150	RPI 150+
21- 2	0- 2	3- 0	OVERALL	2- 0	3- 0	13- 0
10- 1	0- 1	2- 0	HOME	1- 0	1- 0	6- 0
9- 1	0- 1	0- 0	AWAY	1- 0	2- 0	6- 0
2- 0	0- 0	1- 0	NEUTRAL	0- 0	0- 0	1- 0
10- 2	0- 2	3- 0	NON-CONFERENCE	1- 0	3- 0	3- 0
5- 1	0- 1	2- 0	HOME	0- 0	1- 0	2- 0
3- 1	0- 1	0- 0	AWAY	1- 0	2- 0	0- 0
2- 0	0- 0	1- 0	NEUTRAL	0- 0	0- 0	1- 0
11- 0	0- 0	0- 0	CONFERENCE	1- 0	0- 0	10- 0
5- 0	0- 0	0- 0	HOME	1- 0	0- 0	4- 0
6- 0	0- 0	0- 0	AWAY	0- 0	0- 0	6- 0
0- 0	0- 0	0- 0	NEUTRAL	0- 0	0- 0	0- 0

RPI 1-25				RPI 26-50				RPI 51-100				RPI 101+			
RPI	S	Opponent	Score	RPI	S	Opponent	Score	RPI	S	Opponent	Score	RPI	S	Opponent	Score
2	A	South Carolina	60 73	26	N	Ohio St.	68 53	64	H	South Dakota St.	83 48	131	H	Missouri	72 56
4	H	Missouri St.	66 74	29	H	Drake	102 94	92	A	Utah	84 81	140	A	Green Bay	66 60
				34	H	Creighton	72 65					145	A	Northeastern	80 76
												173	N	Northern Ill.	91 48
												174	H	Montana	96 64
												208	H	Oral Roberts	79 56
												209	A	Western Ill.	96 65
												211	A	North Dakota	93 46
												292	A	North Dakota St.	80 36
												294	A	Denver	92 60
												294	H	Denver	104 61
												303	A	Omaha	71 39
												303	H	Omaha	77 44
												330	A	Purdue Fort Wayne	62 41
												330	H	Purdue Fort Wayne	79 25
												343	H	Coppin St.	82 44
LAST 10 Division I															
211	A	North Dakota	93 46	64	H	South Dakota St.	83 48								
294	A	Denver	92 60	292	A	North Dakota St.	80 36								
303	A	Omaha	71 39	303	H	Omaha	77 44								
208	H	Oral Roberts	79 56	294	H	Denver	104 61								
330	H	Purdue Fort Wayne	79 25	330	A	Purdue Fort Wayne	62 41								

Non-Div I Games: Mt. Marty 110 39

South Dakota

Loss, Non-Conf, S Site, H Home A Away N Neutral

Average RPI Win:	221	WON-LOST	WINNING	LAST 10	STRENGTH OF	OPP. STRENGTH	TEAM	ADJ.	CONF.	ADJ CONF.
Average RPI Loss:	26	RECORD	PCT. RANK	GAMES	SCHEDULE	OF SCHEDULE	RPI	RPI	RPI	RPI
DIV. I ONLY	17- 7	57	9-1	128	96	64	64	19	19	
DIV. I NON-CONF.	7- 6	161	0	43	5	74	74	18	18	
TOTALS	RPI 1-25	RPI 26-50	W-L RECORDS	RPI 51-100	RPI 101-150	RPI 150+				
17- 7	0- 3	0- 4	OVERALL	2- 0	2- 0	13- 0				
9- 2	0- 1	0- 1	HOME	1- 0	0- 0	8- 0				
6- 4	0- 1	0- 3	AWAY	0- 0	1- 0	5- 0				
2- 1	0- 1	0- 0	NEUTRAL	1- 0	1- 0	0- 0				
7- 6	0- 3	0- 3	NON-CONFERENCE	2- 0	2- 0	3- 0				
4- 2	0- 1	0- 1	HOME	1- 0	0- 0	3- 0				
1- 3	0- 1	0- 2	AWAY	0- 0	1- 0	0- 0				
2- 1	0- 1	0- 0	NEUTRAL	1- 0	1- 0	0- 0				
10- 1	0- 0	0- 1	CONFERENCE	0- 0	0- 0	10- 0				
5- 0	0- 0	0- 0	HOME	0- 0	0- 0	5- 0				
5- 1	0- 0	0- 1	AWAY	0- 0	0- 0	5- 0				
0- 0	0- 0	0- 0	NEUTRAL	0- 0	0- 0	0- 0				

RPI 1-25				RPI 26-50				RPI 51-100				Team's RPI: 64	RPI 101+			
RPI	S	Opponent	Score	RPI	S	Opponent	Score	RPI	S	Opponent	Score		RPI	S	Opponent	Score
1	A	Oregon	56 95	29	A	Drake	67 74	67	N	South Fla.	61 50		103	N	Notre Dame	65 59
18	H	Central Mich.	74 79	34	A	Creighton	48 61	91	H	Montana St.	60 50		140	A	Green Bay	60 55
25	N	FGCU	70 71	35	H	Marquette	58 65						205	H	Wyoming	67 40
				42	A	South Dakota	48 83						208	A	Oral Roberts	76 61
LAST 10 Division I																
				303	H	Omaha	69 59	211	H	North Dakota	99 64					
				208	A	Oral Roberts	76 61	330	A	Purdue Fort Wayne	100 69					
				209	A	Western Ill.	89 48	294	A	Denver	86 79					
				292	H	North Dakota St.	60 52	209	H	Western Ill.	75 45					
				42	A	South Dakota	48 83	208	H	Oral Roberts	58 44					
													303	H	Omaha	69 59
													330	A	Purdue Fort Wayne	100 69
													343	H	Coppin St.	94 41

Non-Div I Games: Dakota Wesleyan 77 46

South Dakota St.

Loss, Non-Conf, S Site, H Home A Away N Neutral

Average RPI Win: <b>169</b>	WON-LOST	WINNING	LAST 10	STRENGTH OF	OPP. STRENGTH	TEAM	ADJ.	CONF.	ADJ CONF.
Average RPI Loss: <b>66</b>	RECORD	PCT. RANK	GAMES	SCHEDULE	OF SCHEDULE	RPI	RPI	RPI	RPI
DIV. I ONLY	<b>14- 9</b>	<b>103</b>	<b>7-3</b>	<b>33</b>	<b>100</b>	<b>67</b>	<b>67</b>	<b>9</b>	<b>9</b>
DIV. I NON-CONF.	<b>8- 6</b>	<b>138</b>	<b>1-0</b>	<b>24</b>	<b>167</b>	<b>94</b>	<b>94</b>	<b>9</b>	<b>9</b>
TOTALS	RPI 1-25	RPI 26-50	W-L RECORDS	RPI 51-100	RPI 101-150	RPI 150+			
14- 9	0- 3	1- 0	OVERALL	2- 4	4- 1	7- 1			
12- 1	0- 0	1- 0	HOME	2- 1	3- 0	6- 0			
2- 4	0- 1	0- 0	AWAY	0- 2	1- 0	1- 1			
0- 4	0- 2	0- 0	NEUTRAL	0- 1	0- 1	0- 0			
8- 6	0- 3	1- 0	NON-CONFERENCE	0- 1	2- 1	5- 1			
8- 0	0- 0	1- 0	HOME	0- 0	2- 0	5- 0			
0- 2	0- 1	0- 0	AWAY	0- 0	0- 0	0- 1			
0- 4	0- 2	0- 0	NEUTRAL	0- 1	0- 1	0- 0			
6- 3	0- 0	0- 0	CONFERENCE	2- 3	2- 0	2- 0			
4- 1	0- 0	0- 0	HOME	2- 1	1- 0	1- 0			
2- 2	0- 0	0- 0	AWAY	0- 2	1- 0	1- 0			
0- 0	0- 0	0- 0	NEUTRAL	0- 0	0- 0	0- 0			

RPI 1-25				RPI 26-50				RPI 51-100				Team's RPI: 67	RPI 101+			
RPI	S	Opponent	Score	RPI	S	Opponent	Score	RPI	S	Opponent	Score		RPI	S	Opponent	Score
8	A	Baylor	46 58	31	H	Texas	64 57	54	H	UCF	57 64		103	N	Notre Dame	51 67
9	N	Mississippi St.	61 86					64	N	South Dakota St.	50 61		114	H	VCU	77 55
25	N	FGCU	77 81					73	A	Temple	66 69		121	H	Idaho	67 64
								73	H	Temple	99 51		144	H	Tulane	63 56
								82	A	Cincinnati	55 60		148	A	Wichita St.	56 50
								82	H	Cincinnati	76 68		154	H	Houston	74 45
													176	A	UNLV	51 61
													185	H	Jacksonville	70 39
													215	H	Brown	70 60
													245	A	Tulsa	68 52
													261	H	Saint Francis (PA)	62 23
													267	H	Howard	82 53
													331	H	Alabama St.	80 29
LAST 10 Division I																
				73	H	Temple	99 51						54	H	UCF	57 64
				82	A	Cincinnati	55 60						73	A	Temple	66 69
				154	H	Houston	74 45						245	A	Tulsa	68 52
				144	H	Tulane	63 56						82	H	Cincinnati	76 68
				148	A	Wichita St.	56 50						215	H	Brown	70 60

Non-Div I Games:

South Fla.

■ Loss, 
 ■ Non-Conf, 
 ■ S Site, 
 ■ H Home 
 ■ A Away 
 N Neutral

Average RPI Win:	253	WON-LOST	WINNING	LAST 10	STRENGTH OF	OPP. STRENGTH	TEAM	ADJ.	CONF.	ADJ CONF.
Average RPI Loss:	152	RECORD	PCT. RANK	GAMES	SCHEDULE	OF SCHEDULE	RPI	RPI	RPI	RPI
DIV. I ONLY	16- 5	39	9-1	333	247	129	129	20	20	
DIV. I NON-CONF.	6- 3	90	0	342	180	166	166	24	24	
TOTALS	RPI 1-25	RPI 26-50	W-L RECORDS	RPI 51-100	RPI 101-150	RPI 150+				
16- 5	0- 0	0- 0	OVERALL	1- 2	0- 0	15- 3				
7- 1	0- 0	0- 0	HOME	1- 1	0- 0	6- 0				
9- 4	0- 0	0- 0	AWAY	0- 1	0- 0	9- 3				
0- 0	0- 0	0- 0	NEUTRAL	0- 0	0- 0	0- 0				
6- 3	0- 0	0- 0	NON-CONFERENCE	1- 1	0- 0	5- 2				
2- 0	0- 0	0- 0	HOME	1- 0	0- 0	1- 0				
4- 3	0- 0	0- 0	AWAY	0- 1	0- 0	4- 2				
0- 0	0- 0	0- 0	NEUTRAL	0- 0	0- 0	0- 0				
10- 2	0- 0	0- 0	CONFERENCE	0- 1	0- 0	10- 1				
5- 1	0- 0	0- 0	HOME	0- 1	0- 0	5- 0				
5- 1	0- 0	0- 0	AWAY	0- 0	0- 0	5- 1				
0- 0	0- 0	0- 0	NEUTRAL	0- 0	0- 0	0- 0				

RPI 1-25				RPI 26-50				RPI 51-100				RPI 101+ Team's RPI: 129			
RPI	S	Opponent	Score	RPI	S	Opponent	Score	RPI	S	Opponent	Score	RPI	S	Opponent	Score
								57	H	Belmont	45 57	162	H	Tennessee Tech	87 72
								85	H	Southern Ill.	79 65	165	A	Eastern Mich.	64 69
								90	A	Saint Louis	61 76	195	A	Austin Peay	79 66
												195	H	Austin Peay	81 43
												209	A	Western Ill.	91 97
												220	A	Eastern Ill.	77 65
												238	A	Arkansas St.	79 67
												240	A	Murray St.	62 70
												240	H	Murray St.	88 73
												248	A	Morehead St.	67 61
												271	A	Eastern Ky.	60 44
												279	A	Ole Miss	70 53
												282	A	Indiana St.	68 58
												300	H	Jacksonville St.	79 52
												327	H	Evansville	83 60
												330	A	Purdue Fort Wayne	58 48
												338	A	SIUE	66 56
												340	H	Tennessee St.	83 54
LAST 10 Division I															
				162	H	Tennessee Tech	87 72					338	A	SIUE	66 56
				300	H	Jacksonville St.	79 52					240	H	Murray St.	88 73
				271	A	Eastern Ky.	60 44					195	H	Austin Peay	81 43
				248	A	Morehead St.	67 61					340	H	Tennessee St.	83 54
				220	A	Eastern Ill.	77 65					57	H	Belmont	45 57

Non-Div I Games: Harris-Stowe 106 64 Mo.-St. Louis 70 56

Southeast Mo. St.

■ Loss, 
 ■ Non-Conf, 
 ■ S Site, 
 ■ Home 
 ■ Away 
 N Neutral

Average RPI Win:	252	WON-LOST	WINNING	LAST 10	STRENGTH OF	OPP. STRENGTH	TEAM	ADJ.	CONF.	ADJ CONF.
Average RPI Loss:	161	RECORD	PCT. RANK	GAMES	SCHEDULE	OF SCHEDULE	RPI	RPI	RPI	RPI
DIV. I ONLY	9- 11	212	6-4	244	271	222	222	23	23	
DIV. I NON-CONF.	2- 6	279	0	193	200	238	238	21	21	
TOTALS	RPI 1-25	RPI 26-50	W-L RECORDS	RPI 51-100	RPI 101-150	RPI 150+				
9- 11	0- 1	0- 0	OVERALL	0- 1	1- 2	8- 7				
5- 3	0- 0	0- 0	HOME	0- 0	1- 0	4- 3				
4- 8	0- 1	0- 0	AWAY	0- 1	0- 2	4- 4				
0- 0	0- 0	0- 0	NEUTRAL	0- 0	0- 0	0- 0				
2- 6	0- 1	0- 0	NON-CONFERENCE	0- 1	0- 0	2- 4				
1- 0	0- 0	0- 0	HOME	0- 0	0- 0	1- 0				
1- 6	0- 1	0- 0	AWAY	0- 1	0- 0	1- 4				
0- 0	0- 0	0- 0	NEUTRAL	0- 0	0- 0	0- 0				
7- 5	0- 0	0- 0	CONFERENCE	0- 0	1- 2	6- 3				
4- 3	0- 0	0- 0	HOME	0- 0	1- 0	3- 3				
3- 2	0- 0	0- 0	AWAY	0- 0	0- 2	3- 0				
0- 0	0- 0	0- 0	NEUTRAL	0- 0	0- 0	0- 0				

RPI 1-25				RPI 26-50				RPI 51-100				RPI 101+ Team's RPI: 222			
RPI	S	Opponent	Score	RPI	S	Opponent	Score	RPI	S	Opponent	Score	RPI	S	Opponent	Score
22	A	LSU	52 62					65	A	Alabama	50 87	104	A	SFA	51 77
												109	A	Abilene Christian	53 61
												112	H	A&M-Corpus Christi	48 44
												154	A	Houston	65 78
												157	H	Jackson St.	63 59
												166	A	Louisiana	50 60
												167	H	New Orleans	73 57
												169	H	Sam Houston St.	69 84
												214	H	Central Ark.	63 42
												218	A	Southern Miss.	54 62
												229	H	Lamar University	57 65
												242	A	Louisiana Tech	78 92
												285	H	Incarnate Word	58 44
												291	H	Nicholls St.	65 67
												323	A	Houston Baptist	69 59
												332	A	Northwestern St.	72 56
												334	A	McNeese	74 67
												345	A	La.-Monroe	65 52
LAST 10 Division I															
285	H	Incarnate Word	58 44	109	A	Abilene Christian	53 61								
167	H	New Orleans	73 57	291	H	Nicholls St.	65 67								
214	H	Central Ark.	63 42	169	H	Sam Houston St.	69 84								
332	A	Northwestern St.	72 56	112	H	A&M-Corpus Christi	48 44								
334	A	McNeese	74 67	104	A	SFA	51 77								

Non-Div I Games: LSU-Alexandria 89 67

Southeastern La.

■ Loss, 
 ■ Non-Conf, S Site, 
 ■ Home 
 ■ Away 
 N Neutral

Average RPI Win:	172	WON-LOST	WINNING	LAST 10	STRENGTH OF	OPP. STRENGTH	TEAM	ADJ.	CONF.	ADJ CONF.
Average RPI Loss:	57	RECORD	PCT. RANK	GAMES	SCHEDULE	OF SCHEDULE	RPI	RPI	RPI	RPI
DIV. I ONLY	12- 11	165	4-6	37	46	81	81	1	1	
DIV. I NON-CONF.	8- 3	68	0	207	156	106	106	1	1	
<hr/>										
TOTALS	RPI 1-25	RPI 26-50	W-L RECORDS	RPI 51-100	RPI 101-150	RPI 150+				
12- 11	1- 5	0- 2	OVERALL	3- 3	2- 0	6- 1				
8- 3	1- 2	0- 1	HOME	2- 0	1- 0	4- 0				
3- 7	0- 3	0- 1	AWAY	0- 2	1- 0	2- 1				
1- 1	0- 0	0- 0	NEUTRAL	1- 1	0- 0	0- 0				
8- 3	0- 1	0- 0	NON-CONFERENCE	2- 1	0- 0	6- 1				
5- 1	0- 1	0- 0	HOME	1- 0	0- 0	4- 0				
2- 1	0- 0	0- 0	AWAY	0- 0	0- 0	2- 1				
1- 1	0- 0	0- 0	NEUTRAL	1- 1	0- 0	0- 0				
4- 8	1- 4	0- 2	CONFERENCE	1- 2	2- 0	0- 0				
3- 2	1- 1	0- 1	HOME	1- 0	1- 0	0- 0				
1- 6	0- 3	0- 1	AWAY	0- 2	1- 0	0- 0				
0- 0	0- 0	0- 0	NEUTRAL	0- 0	0- 0	0- 0				

RPI 1-25				RPI 26-50				RPI 51-100 Team's RPI: 81				RPI 101+			
RPI	S	Opponent	Score	RPI	S	Opponent	Score	RPI	S	Opponent	Score	RPI	S	Opponent	Score
5	A	UCLA	59 83	27	A	Arizona St.	75 76	51	H	Virginia	59 49	132	H	Washington	81 78
5	H	UCLA	70 68	27	H	Arizona St.	54 63	65	N	Alabama	60 57	135	A	California	75 67
10	A	Stanford	59 79					66	A	Colorado	53 66	176	H	UNLV	75 54
17	H	Texas A&M	64 74					72	N	Nebraska	54 67	255	H	Nevada	50 47
21	A	Arizona	57 73					92	A	Utah	65 67	266	H	Long Beach St.	57 40
21	H	Arizona	57 65					93	H	Washington St.	74 63	272	A	UC Santa Barbara	46 57
												287	A	UC Riverside	76 59
												288	A	CSUN	69 53
												307	H	UTRGV	80 43
<hr/>															
LAST 10 Division I															
10	A	Stanford	59 79	93	H	Washington St.	74 63								
135	A	California	75 67	5	H	UCLA	70 68								
21	A	Arizona	57 73	92	A	Utah	65 67								
27	A	Arizona St.	75 76	66	A	Colorado	53 66								
132	H	Washington	81 78	27	H	Arizona St.	54 63								

Non-Div I Games:

Southern California

■ Loss, 
 ■ Non-Conf, 
 ■ S Site, 
 ■ H Home 
 ■ A Away 
 N Neutral

Average RPI Win:	176	WON-LOST	WINNING	LAST 10	STRENGTH OF	OPP. STRENGTH	TEAM	ADJ.	CONF.	ADJ CONF.
Average RPI Loss:	79	RECORD	PCT. RANK	GAMES	SCHEDULE	OF SCHEDULE	RPI	RPI	RPI	RPI
DIV. I ONLY	13- 9	113	4-6	72	121	85	85	7	7	
DIV. I NON-CONF.	8- 3	68	0	104	274	60	60	7	7	
TOTALS	RPI 1-25	RPI 26-50	W-L RECORDS	RPI 51-100	RPI 101-150	RPI 150+				
13- 9	1- 0	1- 4	OVERALL	2- 2	0- 2	9- 1				
6- 4	1- 0	1- 2	HOME	2- 1	0- 0	2- 1				
6- 5	0- 0	0- 2	AWAY	0- 1	0- 2	6- 0				
1- 0	0- 0	0- 0	NEUTRAL	0- 0	0- 0	1- 0				
8- 3	0- 0	0- 0	NON-CONFERENCE	2- 1	0- 1	6- 1				
4- 1	0- 0	0- 0	HOME	2- 0	0- 0	2- 1				
3- 2	0- 0	0- 0	AWAY	0- 1	0- 1	3- 0				
1- 0	0- 0	0- 0	NEUTRAL	0- 0	0- 0	1- 0				
5- 6	1- 0	1- 4	CONFERENCE	0- 1	0- 1	3- 0				
2- 3	1- 0	1- 2	HOME	0- 1	0- 0	0- 0				
3- 3	0- 0	0- 2	AWAY	0- 0	0- 1	3- 0				
0- 0	0- 0	0- 0	NEUTRAL	0- 0	0- 0	0- 0				

RPI 1-25				RPI 26-50				RPI 51-100				Team's RPI: 85	RPI 101+			
RPI	S	Opponent	Score	RPI	S	Opponent	Score	RPI	S	Opponent	Score		RPI	S	Opponent	Score
4	H	Missouri St.	70 68	29	A	Drake	76 91	55	A	IUPUI	78 81		129	A	Southeast Mo. St.	65 79
				29	H	Drake	65 73	68	H	UT Martin	70 59		136	A	Loyola Chicago	49 51
				43	H	Bradley	64 50	80	H	Illinois St.	54 62		161	H	Memphis	66 70
				47	A	UNI	66 71	90	H	Saint Louis	61 53		162	H	Tennessee Tech	76 65
				47	H	UNI	57 60						165	A	Eastern Mich.	85 54
													173	A	Northern Ill.	80 61
													184	A	Valparaiso	67 51
													209	N	Western Ill.	79 65
													240	H	Murray St.	76 66
													282	A	Indiana St.	78 55
													327	A	Evansville	70 57
													338	A	SIUE	103 67
LAST 10 Division I																
				47	A	UNI	66 71						327	A	Evansville	70 57
				29	A	Drake	76 91						4	H	Missouri St.	70 68
				43	H	Bradley	64 50						29	H	Drake	65 73
				80	H	Illinois St.	54 62						47	H	UNI	57 60
				282	A	Indiana St.	78 55						136	A	Loyola Chicago	49 51

Non-Div I Games:

Southern Ill.

■ Loss, 
 ■ Non-Conf, 
 ■ S Site, 
 ■ H Home 
 ■ A Away 
 N Neutral



Average RPI Win:	261	WON-LOST	WINNING	LAST 10	STRENGTH OF	OPP. STRENGTH	TEAM	ADJ.	CONF.	ADJ CONF.
Average RPI Loss:	106	RECORD	PCT. RANK	GAMES	SCHEDULE	OF SCHEDULE	RPI	RPI	RPI	RPI
DIV. I ONLY	9- 11	212	2-8	146	178	218	218	13	13	
DIV. I NON-CONF.	6- 3	90	0	269	277	170	170	14	14	
TOTALS	RPI 1-25	RPI 26-50	W-L RECORDS	RPI 51-100	RPI 101-150	RPI 150+				
9- 11	0- 1	0- 2	OVERALL	0- 3	1- 2	8- 3				
7- 6	0- 0	0- 1	HOME	0- 1	1- 2	6- 2				
2- 5	0- 1	0- 1	AWAY	0- 2	0- 0	2- 1				
0- 0	0- 0	0- 0	NEUTRAL	0- 0	0- 0	0- 0				
6- 3	0- 1	0- 0	NON-CONFERENCE	0- 0	1- 1	5- 1				
5- 1	0- 0	0- 0	HOME	0- 0	1- 1	4- 0				
1- 2	0- 1	0- 0	AWAY	0- 0	0- 0	1- 1				
0- 0	0- 0	0- 0	NEUTRAL	0- 0	0- 0	0- 0				
3- 8	0- 0	0- 2	CONFERENCE	0- 3	0- 1	3- 2				
2- 5	0- 0	0- 1	HOME	0- 1	0- 1	2- 2				
1- 3	0- 0	0- 1	AWAY	0- 2	0- 0	1- 0				
0- 0	0- 0	0- 0	NEUTRAL	0- 0	0- 0	0- 0				

RPI 1-25				RPI 26-50				RPI 51-100				RPI 101+ Team's RPI: 218			
RPI	S	Opponent	Score	RPI	S	Opponent	Score	RPI	S	Opponent	Score	RPI	S	Opponent	Score
9	A	Mississippi St.	58 91	30	H	Western Ky.	65 81	60	H	Middle Tenn.	69 77	110	H	UAB	68 74
				32	A	Old Dominion	50 67	76	A	Charlotte	59 63	114	H	VCU	51 39
								87	A	Rice	64 75	144	H	Tulane	58 62
												154	A	Houston	60 75
												212	H	UTEP	72 89
												222	H	Southeastern La.	62 54
												236	H	South Alabama	62 55
												242	H	Louisiana Tech	66 60
												247	H	Marshall	65 80
												258	A	North Texas	65 57
												279	H	Ole Miss	59 53
												299	H	UTSA	82 65
												345	A	La.-Monroe	57 42
												351	H	Mississippi Val.	84 80
LAST 10 Division I															
		30	H	Western Ky.	65	81		110	H	UAB	68	74			
		247	H	Marshall	65	80		87	A	Rice	64	75			
		76	A	Charlotte	59	63		258	A	North Texas	65	57			
		32	A	Old Dominion	50	67		299	H	UTSA	82	65			
		60	H	Middle Tenn.	69	77		212	H	UTEP	72	89			

Non-Div I Games: Faulkner 71 59 William Carey 77 47

Southern Miss.

Loss, Non-Conf, S Site, H Home A Away N Neutral

Average RPI Win:	323	WON-LOST	WINNING	LAST 10	STRENGTH OF	OPP. STRENGTH	TEAM	ADJ.	CONF.	ADJ CONF.
Average RPI Loss:	100	RECORD	PCT. RANK	GAMES	SCHEDULE	OF SCHEDULE	RPI	RPI	RPI	RPI
DIV. I ONLY	8- 11	226	8-2	294	222	241	241	32	32	
DIV. I NON-CONF.	0- 9	338	0	57	9	280	280	31	31	
TOTALS	RPI 1-25	RPI 26-50	W-L RECORDS	RPI 51-100	RPI 101-150	RPI 150+				
8- 11	0- 0	0- 4	OVERALL	0- 3	0- 2	8- 2				
4- 1	0- 0	0- 0	HOME	0- 0	0- 0	4- 1				
4- 8	0- 0	0- 4	AWAY	0- 2	0- 2	4- 0				
0- 2	0- 0	0- 0	NEUTRAL	0- 1	0- 0	0- 1				
0- 9	0- 0	0- 4	NON-CONFERENCE	0- 3	0- 1	0- 1				
0- 0	0- 0	0- 0	HOME	0- 0	0- 0	0- 0				
0- 7	0- 0	0- 4	AWAY	0- 2	0- 1	0- 0				
0- 2	0- 0	0- 0	NEUTRAL	0- 1	0- 0	0- 1				
8- 2	0- 0	0- 0	CONFERENCE	0- 0	0- 1	8- 1				
4- 1	0- 0	0- 0	HOME	0- 0	0- 0	4- 1				
4- 1	0- 0	0- 0	AWAY	0- 0	0- 1	4- 0				
0- 0	0- 0	0- 0	NEUTRAL	0- 0	0- 0	0- 0				

RPI S	Opponent	Score	RPI S	Opponent	Score	RPI S	Opponent	Score	RPI S	Opponent	Score	Team's RPI: 241
31	A Texas	39 93	72	A Nebraska	39 73	113	A Texas Southern	56 61				
48	A Rutgers	58 78	93	N Washington St.	54 69	148	A Wichita St.	63 69				
49	A Iowa St.	36 69	97	A Fordham	52 65	157	H Jackson St.	51 72				
50	A Oklahoma St.	59 72				244	N UNC Asheville	34 53				
						273	H Alabama A&M	55 46				
						289	A Prairie View	68 48				
						319	H Alcorn	74 57				
						326	A Ark.-Pine Bluff	70 43				
						331	H Alabama St.	69 47				
						349	A Grambling	70 51				
						349	H Grambling	81 57				
						351	A Mississippi Val.	84 54				
LAST 10 Division I												
349	A Grambling	70 51	326	A Ark.-Pine Bluff	70 43							
319	H Alcorn	74 57	157	H Jackson St.	51 72							
273	H Alabama A&M	55 46	349	H Grambling	81 57							
331	H Alabama St.	69 47	289	A Prairie View	68 48							
351	A Mississippi Val.	84 54	113	A Texas Southern	56 61							

Non-Div I Games: Tougaloo 100 39 Wiley 78 55

Southern U.

Loss, Non-Conf, S Site, H Home A Away N Neutral

## Southern Utah

Through Games Of Feb. 9, 2020

Average RPI Win:	248	WON-LOST	WINNING	LAST 10	STRENGTH OF	OPP. STRENGTH	TEAM	ADJ.	CONF.	ADJ CONF.
Average RPI Loss:	180	RECORD	PCT. RANK	GAMES	SCHEDULE	OF SCHEDULE	RPI	RPI	RPI	RPI
DIV. I ONLY	12- 9	125	5-5	251	269	164	164	18	18	
DIV. I NON-CONF.	6- 3	90	0	240	304	120	120	17	17	
TOTALS	RPI 1-25	RPI 26-50	W-L RECORDS	RPI 51-100	RPI 101-150	RPI 150+				
12- 9	0- 1	0- 0	OVERALL	0- 1	0- 1	12- 6				
8- 1	0- 0	0- 0	HOME	0- 0	0- 1	8- 0				
4- 8	0- 1	0- 0	AWAY	0- 1	0- 0	4- 6				
0- 0	0- 0	0- 0	NEUTRAL	0- 0	0- 0	0- 0				
6- 3	0- 1	0- 0	NON-CONFERENCE	0- 0	0- 0	6- 2				
5- 0	0- 0	0- 0	HOME	0- 0	0- 0	5- 0				
1- 3	0- 1	0- 0	AWAY	0- 0	0- 0	1- 2				
0- 0	0- 0	0- 0	NEUTRAL	0- 0	0- 0	0- 0				
6- 6	0- 0	0- 0	CONFERENCE	0- 1	0- 1	6- 4				
3- 1	0- 0	0- 0	HOME	0- 0	0- 1	3- 0				
3- 5	0- 0	0- 0	AWAY	0- 1	0- 0	3- 4				
0- 0	0- 0	0- 0	NEUTRAL	0- 0	0- 0	0- 0				

RPI 1-25				RPI 26-50				RPI 51-100				RPI 101+ Team's RPI: 164			
RPI	S	Opponent	Score	RPI	S	Opponent	Score	RPI	S	Opponent	Score	RPI	S	Opponent	Score
14	A	Oregon St.	45 95					91	A	Montana St.	65 91	121	H	Idaho	56 71
												174	A	Montana	74 81
												176	H	UNLV	72 68
												186	A	Northern Ariz.	76 84
												192	A	Portland St.	81 72
												192	H	Portland St.	71 58
												198	A	Idaho St.	54 73
												198	H	Idaho St.	72 65
												208	H	Oral Roberts	72 58
												232	H	Cal St. Fullerton	79 63
												233	A	Northern Colo.	68 55
												237	A	Grand Canyon	65 69
												287	H	UC Riverside	79 68
												294	A	Denver	73 81
												302	H	UC Irvine	82 68
												306	H	Eastern Wash.	71 50
												308	A	Sacramento St.	82 87
												321	A	Weber St.	87 71
												324	A	Utah Valley	71 58
LAST 10 Division I															
192	A	Portland St.	81 72	306	H	Eastern Wash.	71 50								
233	A	Northern Colo.	68 55	308	A	Sacramento St.	82 87								
198	A	Idaho St.	54 73	186	A	Northern Ariz.	76 84								
321	A	Weber St.	87 71	198	H	Idaho St.	72 65								
121	H	Idaho	56 71	91	A	Montana St.	65 91								

Non-Div I Games:

Southern Utah

■ Loss, 
 ■ Non-Conf, 
 ■ S Site, 
 ■ Home 
 ■ A Away 
 N Neutral

Average RPI Win:	197	WON-LOST	WINNING	LAST 10	STRENGTH OF	OPP. STRENGTH	TEAM	ADJ.	CONF.	ADJ CONF.
Average RPI Loss:	150	RECORD	PCT. RANK	GAMES	SCHEDULE	OF SCHEDULE	RPI	RPI	RPI	RPI
DIV. I ONLY	7- 17	287	4-6	154	165	283	283	12	12	
DIV. I NON-CONF.	3- 10	282	0	171	265	301	301	12	12	
TOTALS	RPI 1-25	RPI 26-50	W-L RECORDS	RPI 51-100	RPI 101-150	RPI 150+				
7- 17	0- 0	0- 0	OVERALL	0- 4	2- 6	5- 7				
6- 7	0- 0	0- 0	HOME	0- 1	2- 3	4- 3				
0- 9	0- 0	0- 0	AWAY	0- 3	0- 3	0- 3				
1- 1	0- 0	0- 0	NEUTRAL	0- 0	0- 0	1- 1				
3- 10	0- 0	0- 0	NON-CONFERENCE	0- 2	0- 3	3- 5				
2- 5	0- 0	0- 0	HOME	0- 1	0- 2	2- 2				
0- 4	0- 0	0- 0	AWAY	0- 1	0- 1	0- 2				
1- 1	0- 0	0- 0	NEUTRAL	0- 0	0- 0	1- 1				
4- 7	0- 0	0- 0	CONFERENCE	0- 2	2- 3	2- 2				
4- 2	0- 0	0- 0	HOME	0- 0	2- 1	2- 1				
0- 5	0- 0	0- 0	AWAY	0- 2	0- 2	0- 1				
0- 0	0- 0	0- 0	NEUTRAL	0- 0	0- 0	0- 0				

RPI S	Opponent	Score	RPI S	Opponent	Score	RPI S	Opponent	Score	RPI S	Opponent	Score	Team's RPI: 283
						61	H St. John's (NY)	56 68	102	A Duquesne	39 58	
						71	A Bucknell	60 68	107	H Buffalo	36 46	
						90	A Saint Louis	51 72	111	A Kent St.	58 81	
						97	A Fordham	53 79	120	H Davidson	68 56	
									130	A Richmond	59 63	
									134	H Cornell	42 70	
									137	H George Washington	59 55	
									149	H Massachusetts	52 62	
									155	N Saint Mary's (CA)	57 72	
									156	N Wright St.	57 56	
									189	H Rhode Island	64 59	
									191	H Cleveland St.	62 65	
									194	H Akron	54 63	
									200	A Binghamton	67 78	
									207	A La Salle	61 67	
									210	H Saint Joseph's	60 61	
									226	H George Mason	62 47	
									269	H Niagara	71 67	
									281	H Oakland	80 66	
									339	A Canisius	82 84	
LAST 10 Division I												
			120	H Davidson	68 56		210	H Saint Joseph's	60 61			
			137	H George Washington	59 55		207	A La Salle	61 67			
			130	A Richmond	59 63		90	A Saint Louis	51 72			
			102	A Duquesne	39 58		226	H George Mason	62 47			
			189	H Rhode Island	64 59		149	H Massachusetts	52 62			

Non-Div I Games:

St. Bonaventure

Average RPI Win:	299	WON-LOST	WINNING	LAST 10	STRENGTH OF	OPP. STRENGTH	TEAM	ADJ.	CONF.	ADJ CONF.
Average RPI Loss:	185	RECORD	PCT. RANK	GAMES	SCHEDULE	OF SCHEDULE	RPI	RPI	RPI	RPI
DIV. I ONLY	5- 16	308	2-8	208	326	311	311	30	30	
DIV. I NON-CONF.	3- 7	252	0	178	223	253	253	30	30	
TOTALS	RPI 1-25	RPI 26-50	W-L RECORDS	RPI 51-100	RPI 101-150	RPI 150+				
5- 16	0- 1	0- 1	OVERALL	0- 2	0- 3	5- 9				
4- 5	0- 0	0- 0	HOME	0- 1	0- 1	4- 3				
1- 9	0- 1	0- 1	AWAY	0- 1	0- 1	1- 5				
0- 2	0- 0	0- 0	NEUTRAL	0- 0	0- 1	0- 1				
3- 7	0- 1	0- 1	NON-CONFERENCE	0- 2	0- 1	3- 2				
2- 1	0- 0	0- 0	HOME	0- 1	0- 0	2- 0				
1- 4	0- 1	0- 1	AWAY	0- 1	0- 0	1- 1				
0- 2	0- 0	0- 0	NEUTRAL	0- 0	0- 1	0- 1				
2- 9	0- 0	0- 0	CONFERENCE	0- 0	0- 2	2- 7				
2- 4	0- 0	0- 0	HOME	0- 0	0- 1	2- 3				
0- 5	0- 0	0- 0	AWAY	0- 0	0- 1	0- 4				
0- 0	0- 0	0- 0	NEUTRAL	0- 0	0- 0	0- 0				

RPI 1-25				RPI 26-50				RPI 51-100				RPI 101+ Team's RPI: 311			
RPI	S	Opponent	Score	RPI	S	Opponent	Score	RPI	S	Opponent	Score	RPI	S	Opponent	Score
19	A	Princeton	44 76	35	A	Marquette	71 92	75	H	Stony Brook	73 86	105	N	Pacific	62 71
								77	A	Boston College	69 106	146	A	Robert Morris	44 69
												146	H	Robert Morris	59 70
												202	A	Mt. St. Mary's	60 69
												202	H	Mt. St. Mary's	62 67
												206	A	Merrimack	54 80
												251	H	Loyola Maryland	89 78
												261	A	Saint Francis (PA)	72 82
												261	H	Saint Francis (PA)	59 67
												276	A	Wagner	66 74
												296	H	Sacred Heart	71 70
												298	N	Ga. Southern	47 78
												301	H	Army West Point	70 64
												310	A	Albany (NY)	49 41
												325	H	Fairleigh Dickinson	57 62
												333	A	NJIT	69 88
												336	H	LIU Brooklyn	88 63
LAST 10 Division I															
202	H	Mt. St. Mary's	62 67	202	A	Mt. St. Mary's	60 69								
206	A	Merrimack	54 80	276	A	Wagner	66 74								
296	H	Sacred Heart	71 70	146	A	Robert Morris	44 69								
146	H	Robert Morris	59 70	261	A	Saint Francis (PA)	72 82								
261	H	Saint Francis (PA)	59 67	336	H	LIU Brooklyn	88 63								

Non-Div I Games: East Stroudsburg 84 62

St. Francis Brooklyn

■ Loss, 
 ■ Non-Conf, 
 ■ S Site, 
 ■ Home 
 ■ A Away 
 N Neutral

Average RPI Win:	168	WON-LOST	WINNING	LAST 10	STRENGTH OF	OPP. STRENGTH	TEAM	ADJ.	CONF.	ADJ CONF.
Average RPI Loss:	60	RECORD	PCT. RANK	GAMES	SCHEDULE	OF SCHEDULE	RPI	RPI	RPI	RPI
DIV. I ONLY	14- 10	120	4-6	47	82	61	61	6	6	
DIV. I NON-CONF.	7- 4	100	0	44	194	50	50	6	6	
TOTALS	RPI 1-25	RPI 26-50	W-L RECORDS	RPI 51-100	RPI 101-150	RPI 150+				
14- 10	0- 3	2- 3	OVERALL	2- 3	3- 0	7- 1				
8- 3	0- 1	1- 1	HOME	0- 1	3- 0	4- 0				
6- 6	0- 2	1- 2	AWAY	2- 1	0- 0	3- 1				
0- 1	0- 0	0- 0	NEUTRAL	0- 1	0- 0	0- 0				
7- 4	0- 1	1- 1	NON-CONFERENCE	0- 1	2- 0	4- 1				
5- 0	0- 0	0- 0	HOME	0- 0	2- 0	3- 0				
2- 3	0- 1	1- 1	AWAY	0- 0	0- 0	1- 1				
0- 1	0- 0	0- 0	NEUTRAL	0- 1	0- 0	0- 0				
7- 6	0- 2	1- 2	CONFERENCE	2- 2	1- 0	3- 0				
3- 3	0- 1	1- 1	HOME	0- 1	1- 0	1- 0				
4- 3	0- 1	0- 1	AWAY	2- 1	0- 0	2- 0				
0- 0	0- 0	0- 0	NEUTRAL	0- 0	0- 0	0- 0				

RPI 1-25				RPI 26-50				RPI 51-100				Team's RPI: 61	RPI 101+			
RPI	S	Opponent	Score	RPI	S	Opponent	Score	RPI	S	Opponent	Score		RPI	S	Opponent	Score
20	A	DePaul	69 74	34	H	Creighton	63 58	55	N	IUPUI	78 85		116	H	Wake Forest	82 74
20	H	DePaul	65 71	35	A	Marquette	85 94	63	A	Seton Hall	82 66		142	H	Providence	64 58
24	A	Florida St.	70 74	35	H	Marquette	57 67	94	A	Butler	67 42		149	H	Massachusetts	82 71
				41	A	Yale	80 66	96	A	Villanova	64 66		160	H	Lafayette	76 44
				44	A	James Madison	73 76	96	H	Villanova	62 67		176	A	UNLV	75 79
LAST 10 Division I																
				35	H	Marquette	57 67	34	H	Creighton	63 58		224	H	Fairfield	71 69
				20	H	DePaul	65 71	142	H	Providence	64 58		239	A	Georgetown	74 68
				239	A	Georgetown	74 68	20	A	DePaul	69 74		239	H	Georgetown	71 54
				96	A	Villanova	64 66	35	A	Marquette	85 94		263	A	Xavier	75 67
				63	A	Seton Hall	82 66	96	H	Villanova	62 67		283	A	St. Bonaventure	68 56
													301	H	Army West Point	96 60

Non-Div I Games:

St. John's (NY)

■ Loss, 
 ■ Non-Conf, 
 ■ S Site, 
 ■ H Home 
 ■ A Away 
 N Neutral

## Stanford

Through Games Of Feb. 9, 2020

Average RPI Win:	119	WON-LOST	WINNING	LAST 10	STRENGTH OF	OPP. STRENGTH	TEAM	ADJ.	CONF.	ADJ CONF.
Average RPI Loss:	12	RECORD	PCT. RANK	GAMES	SCHEDULE	OF SCHEDULE	RPI	RPI	RPI	RPI
DIV. I ONLY	21- 3	14	8-2	30	5	10	10	1	1	
DIV. I NON-CONF.	11- 1	13	0	56	24	8	8	1	1	
TOTALS	RPI 1-25	RPI 26-50	W-L RECORDS	RPI 51-100	RPI 101-150	RPI 150+				
21- 3	3- 2	2- 1	OVERALL	6- 0	5- 0	5- 0				
13- 1	1- 1	2- 0	HOME	4- 0	3- 0	3- 0				
5- 2	1- 1	0- 1	AWAY	1- 0	2- 0	1- 0				
3- 0	1- 0	0- 0	NEUTRAL	1- 0	0- 0	1- 0				
11- 1	2- 0	2- 1	NON-CONFERENCE	1- 0	1- 0	5- 0				
7- 0	1- 0	2- 0	HOME	0- 0	1- 0	3- 0				
1- 1	0- 0	0- 1	AWAY	0- 0	0- 0	1- 0				
3- 0	1- 0	0- 0	NEUTRAL	1- 0	0- 0	1- 0				
10- 2	1- 2	0- 0	CONFERENCE	5- 0	4- 0	0- 0				
6- 1	0- 1	0- 0	HOME	4- 0	2- 0	0- 0				
4- 1	1- 1	0- 0	AWAY	1- 0	2- 0	0- 0				
0- 0	0- 0	0- 0	NEUTRAL	0- 0	0- 0	0- 0				

RPI	S	Opponent	Score	RPI	S	Opponent	Score	RPI	S	Opponent	Score	RPI	S	Opponent	Score
1	A	Oregon	55 87	26	H	Ohio St.	71 52	66	H	Colorado	76 68	107	H	Buffalo	88 69
5	H	UCLA	69 79	31	A	Texas	64 69	81	H	Southern California	79 59	132	A	Washington	58 41
9	N	Mississippi St.	67 62	45	H	Tennessee	78 51	88	N	Syracuse	77 59	132	H	Washington	77 56
11	H	Gonzaga	76 70					92	H	Utah	82 49	135	A	California	79 65
14	A	Oregon St.	61 58					93	A	Washington St.	71 49	135	H	California	73 40
								93	H	Washington St.	77 58	159	H	UC Davis	67 55
												233	H	Northern Colo.	90 36
												243	A	San Francisco	97 71
												290	N	California Baptist	83 78
												306	H	Eastern Wash.	92 27
LAST 10 Division I															
81	H	Southern California	79 59	66	H	Colorado	76 68	14	A	Oregon St.	61 58	135	A	California	79 65
5	H	UCLA	69 79					1	A	Oregon	55 87	135	H	California	73 40
93	A	Washington St.	71 49												
132	A	Washington	58 41												
92	H	Utah	82 49												

Non-Div I Games:

Stanford

■ Loss, 
 ■ Non-Conf, 
 ■ S Site, 
 ■ Home 
 ■ Away 
 N Neutral

Average RPI Win: <b>251</b>	WON-LOST	WINNING	LAST 10	STRENGTH OF	OPP. STRENGTH	TEAM	ADJ.	CONF.	ADJ CONF.
Average RPI Loss: <b>124</b>	RECORD	PCT. RANK	GAMES	SCHEDULE	OF SCHEDULE	RPI	RPI	RPI	RPI
DIV. I ONLY	7- 12	252	4-6	179	158	227	227	16	16
DIV. I NON-CONF.	3- 7	252	0-1	128	193	237	237	15	15
TOTALS	RPI 1-25	RPI 26-50	W-L RECORDS	RPI 51-100	RPI 101-150	RPI 150+			
7- 12	0- 1	0- 2	OVERALL	1- 2	0- 3	6- 4			
3- 5	0- 1	0- 0	HOME	0- 0	0- 3	3- 1			
4- 6	0- 0	0- 2	AWAY	1- 2	0- 0	3- 2			
0- 1	0- 0	0- 0	NEUTRAL	0- 0	0- 0	0- 1			
3- 7	0- 0	0- 2	NON-CONFERENCE	0- 2	0- 2	3- 1			
2- 2	0- 0	0- 0	HOME	0- 0	0- 2	2- 0			
1- 4	0- 0	0- 2	AWAY	0- 2	0- 0	1- 0			
0- 1	0- 0	0- 0	NEUTRAL	0- 0	0- 0	0- 1			
4- 5	0- 1	0- 0	CONFERENCE	1- 0	0- 1	3- 3			
1- 3	0- 1	0- 0	HOME	0- 0	0- 1	1- 1			
3- 2	0- 0	0- 0	AWAY	1- 0	0- 0	2- 2			
0- 0	0- 0	0- 0	NEUTRAL	0- 0	0- 0	0- 0			

RPI 1-25				RPI 26-50				RPI 51-100				RPI 101+ Team's RPI: 227			
RPI	S	Opponent	Score	RPI	S	Opponent	Score	RPI	S	Opponent	Score	RPI	S	Opponent	Score
25	H	FGCU	47 <b>89</b>	28	A	Kentucky	48 <b>67</b>	54	A	UCF	40 <b>66</b>	108	H	Liberty	48 <b>57</b>
				45	A	Tennessee	46 <b>73</b>	86	A	Penn	41 <b>81</b>	125	H	Bethune-Cookman	55 <b>59</b>
								95	A	North Florida	60 52	141	H	Holy Cross	63 <b>75</b>
												152	A	North Ala.	57 <b>68</b>
												185	A	Jacksonville	52 <b>57</b>
												224	A	Kennesaw St.	67 61
												245	H	Tulsa	66 60
												248	A	Morehead St.	58 55
												261	N	Saint Francis (PA)	73 <b>78</b>
												275	A	Lipscomb	48 34
												275	H	Lipscomb	59 <b>65</b>
												333	H	NJIT	72 49
												339	H	Canisius	68 52
LAST 10 Division I															
95	A	North Florida	60 52	185	A	Jacksonville	52 <b>57</b>								
275	A	Lipscomb	48 34	25	H	FGCU	47 <b>89</b>								
333	H	NJIT	72 49	275	H	Lipscomb	59 <b>65</b>								
108	H	Liberty	48 <b>57</b>	224	A	Kennesaw St.	67 61								
152	A	North Ala.	57 <b>68</b>	141	H	Holy Cross	63 <b>75</b>								

Non-Div I Games: Palm Beach Atl. 77 46 Trinity Baptist 116 40 Fla. National 80 37

Stetson



Average RPI Win:	259	WON-LOST	WINNING	LAST 10	STRENGTH OF	OPP. STRENGTH	TEAM	ADJ.	CONF.	ADJ CONF.
Average RPI Loss:	39	RECORD	PCT. RANK	GAMES	SCHEDULE	OF SCHEDULE	RPI	RPI	RPI	RPI
DIV. I ONLY	22- 1	1	10-0	337	282	75	75	28	28	
DIV. I NON-CONF.	11- 1	13	0	318	243	84	84	28	28	
TOTALS	RPI 1-25	RPI 26-50	W-L RECORDS	RPI 51-100	RPI 101-150	RPI 150+				
22- 1	0- 0	0- 1	OVERALL	1- 0	0- 0	21- 0				
10- 0	0- 0	0- 0	HOME	1- 0	0- 0	9- 0				
10- 1	0- 0	0- 1	AWAY	0- 0	0- 0	10- 0				
2- 0	0- 0	0- 0	NEUTRAL	0- 0	0- 0	2- 0				
11- 1	0- 0	0- 1	NON-CONFERENCE	1- 0	0- 0	10- 0				
4- 0	0- 0	0- 0	HOME	1- 0	0- 0	3- 0				
5- 1	0- 0	0- 1	AWAY	0- 0	0- 0	5- 0				
2- 0	0- 0	0- 0	NEUTRAL	0- 0	0- 0	2- 0				
11- 0	0- 0	0- 0	CONFERENCE	0- 0	0- 0	11- 0				
6- 0	0- 0	0- 0	HOME	0- 0	0- 0	6- 0				
5- 0	0- 0	0- 0	AWAY	0- 0	0- 0	5- 0				
0- 0	0- 0	0- 0	NEUTRAL	0- 0	0- 0	0- 0				

RPI 1-25			RPI 26-50			RPI 51-100			Team's RPI: 75	RPI 101+		
RPI	S	Opponent	Score	RPI	S	Opponent	Score	RPI	S	Opponent	Score	
39	A	Arkansas	58 88	71	H	Bucknell	78 73	178	N	Western Mich.	50 47	
								200	A	Binghamton	67 60	
								217	A	UMass Lowell	89 69	
								217	H	UMass Lowell	60 41	
								223	H	Maine	73 69	
								228	H	Iona	59 40	
								231	H	Manhattan	59 54	
								254	N	Morgan St.	63 56	
								256	A	New Hampshire	53 44	
								256	H	New Hampshire	52 50	
								276	A	Wagner	66 45	
								277	A	Pittsburgh	59 56	
								295	A	UMBC	66 49	
								295	H	UMBC	57 45	
								296	H	Sacred Heart	54 50	
								305	H	Vermont	67 49	
								310	A	Albany (NY)	73 53	
								311	A	St. Francis Brooklyn	86 73	
								316	A	Hofstra	81 38	
								336	A	LIU Brooklyn	80 49	
								348	H	Hartford	66 55	
LAST 10 Division I												
256	H	New Hampshire	52 50	310	A	Albany (NY)	73 53					
217	A	UMass Lowell	89 69	348	H	Hartford	66 55					
295	A	UMBC	66 49	256	A	New Hampshire	53 44					
217	H	UMass Lowell	60 41	305	H	Vermont	67 49					
200	A	Binghamton	67 60	223	H	Maine	73 69					

Non-Div I Games: Molloy 66 49

Stony Brook

■ Loss, 
 ■ Non-Conf, 
 ■ S Site, 
 ■ Home 
 ■ Away 
 N Neutral

Average RPI Win:	146	WON-LOST	WINNING	LAST 10	STRENGTH OF	OPP. STRENGTH	TEAM	ADJ.	CONF.	ADJ CONF.
Average RPI Loss:	56	RECORD	PCT. RANK	GAMES	SCHEDULE	OF SCHEDULE	RPI	RPI	RPI	RPI
DIV. I ONLY	12- 11	165	5-5	39	11	88	88	5	5	
DIV. I NON-CONF.	6- 5	151	0	71	25	113	113	3	3	
TOTALS	RPI 1-25	RPI 26-50	W-L RECORDS	RPI 51-100	RPI 101-150	RPI 150+				
12- 11	2- 3	1- 3	OVERALL	3- 3	1- 2	5- 0				
8- 3	2- 1	1- 1	HOME	1- 1	1- 0	3- 0				
2- 5	0- 1	0- 1	AWAY	1- 2	0- 1	1- 0				
2- 3	0- 1	0- 1	NEUTRAL	1- 0	0- 1	1- 0				
6- 5	0- 2	0- 2	NON-CONFERENCE	2- 0	0- 1	4- 0				
4- 1	0- 1	0- 0	HOME	1- 0	0- 0	3- 0				
0- 1	0- 0	0- 1	AWAY	0- 0	0- 0	0- 0				
2- 3	0- 1	0- 1	NEUTRAL	1- 0	0- 1	1- 0				
6- 6	2- 1	1- 1	CONFERENCE	1- 3	1- 1	1- 0				
4- 2	2- 0	1- 1	HOME	0- 1	1- 0	0- 0				
2- 4	0- 1	0- 0	AWAY	1- 2	0- 1	1- 0				
0- 0	0- 0	0- 0	NEUTRAL	0- 0	0- 0	0- 0				

RPI 1-25				RPI 26-50				RPI 51-100 Team's RPI: 88				RPI 101+			
RPI	S	Opponent	Score	RPI	S	Opponent	Score	RPI	S	Opponent	Score	RPI	S	Opponent	Score
1	H	Oregon	64 81	33	H	Virginia Tech	67 65	51	A	Virginia	41 57	103	H	Notre Dame	74 63
10	N	Stanford	59 77	36	H	Duke	58 88	53	H	Ohio	66 54	116	A	Wake Forest	60 65
12	A	Louisville	58 62	37	A	Michigan	76 84	74	A	Miami (FL)	62 77	140	N	Green Bay	73 79
12	H	Louisville	59 51	46	N	West Virginia	69 71	77	A	Boston College	89 79	154	N	Houston	87 62
24	H	Florida St.	90 89					89	H	Georgia Tech	64 82	277	A	Pittsburgh	69 51
								100	N	Michigan St.	77 63	295	H	UMBC	82 48
												310	H	Albany (NY)	75 53
												314	H	UMES	65 50
LAST 10 Division I															
12	H	Louisville	59 51	36	H	Duke	58 88	277	A	Pittsburgh	69 51				
77	A	Boston College	89 79	89	H	Georgia Tech	64 82	74	A	Miami (FL)	62 77				
51	A	Virginia	41 57	74	A	Miami (FL)	62 77	103	H	Notre Dame	74 63				
33	H	Virginia Tech	67 65												
116	A	Wake Forest	60 65												

Non-Div I Games:

Syracuse

Average RPI Win:	133	WON-LOST	WINNING	LAST 10	STRENGTH OF	OPP. STRENGTH	TEAM	ADJ.	CONF.	ADJ CONF.
Average RPI Loss:	61	RECORD	PCT. RANK	GAMES	SCHEDULE	OF SCHEDULE	RPI	RPI	RPI	RPI
DIV. I ONLY	17- 4	28	8-2	43	34	23	23	3	3	
DIV. I NON-CONF.	9- 2	38	0	143	61	44	44	4	4	
TOTALS	RPI 1-25	RPI 26-50	W-L RECORDS	RPI 51-100	RPI 101-150	RPI 150+				
17- 4	0- 2	5- 0	OVERALL	1- 1	7- 0	4- 1				
10- 2	0- 1	1- 0	HOME	1- 0	6- 0	2- 1				
7- 2	0- 1	4- 0	AWAY	0- 1	1- 0	2- 0				
0- 0	0- 0	0- 0	NEUTRAL	0- 0	0- 0	0- 0				
9- 2	0- 1	0- 0	NON-CONFERENCE	1- 1	4- 0	4- 0				
7- 0	0- 0	0- 0	HOME	1- 0	4- 0	2- 0				
2- 2	0- 1	0- 0	AWAY	0- 1	0- 0	2- 0				
0- 0	0- 0	0- 0	NEUTRAL	0- 0	0- 0	0- 0				
8- 2	0- 1	5- 0	CONFERENCE	0- 0	3- 0	0- 1				
3- 2	0- 1	1- 0	HOME	0- 0	2- 0	0- 1				
5- 0	0- 0	4- 0	AWAY	0- 0	1- 0	0- 0				
0- 0	0- 0	0- 0	NEUTRAL	0- 0	0- 0	0- 0				

RPI 1-25				Team's RPI: 23		RPI 26-50				RPI 51-100				RPI 101+			
RPI	S	Opponent	Score	RPI	S	Opponent	Score	RPI	S	Opponent	Score	RPI	S	Opponent	Score		
8	H	Baylor	57 66	31	A	Texas	65 63	53	H	Ohio	79 72	115	A	Kansas	87 74		
17	A	Texas A&M	68 70	38	A	Oklahoma	82 63	60	A	Middle Tenn.	70 82	115	H	Kansas	73 59		
				46	H	West Virginia	73 60					119	H	Kansas St.	65 61		
				49	A	Iowa St.	77 74					123	H	Boise St.	77 65		
				50	A	Oklahoma St.	72 68					127	H	Auburn	80 65		
												134	H	Cornell	59 49		
												146	H	Robert Morris	66 61		
												158	H	Texas Tech	76 80		
												230	A	SMU	57 56		
												291	H	Nicholls St.	72 47		
												293	H	Texas St.	79 52		
												301	A	Army West Point	66 52		
LAST 10 Division I																	
				115	A	Kansas	87 74	38	A	Oklahoma	82 63						
				119	H	Kansas St.	65 61	49	A	Iowa St.	77 74						
				50	A	Oklahoma St.	72 68	115	H	Kansas	73 59						
				46	H	West Virginia	73 60	158	H	Texas Tech	76 80						
				8	H	Baylor	57 66	31	A	Texas	65 63						

Non-Div I Games:

TCU

Average RPI Win:	152	WON-LOST	WINNING	LAST 10	STRENGTH OF	OPP. STRENGTH	TEAM	ADJ.	CONF.	ADJ CONF.
Average RPI Loss:	80	RECORD	PCT. RANK	GAMES	SCHEDULE	OF SCHEDULE	RPI	RPI	RPI	RPI
DIV. I ONLY	13- 10	131	6-4	34	78	73	73	9	9	
DIV. I NON-CONF.	8- 5	117	1-0	37	72	62	62	9	9	
TOTALS	RPI 1-25	RPI 26-50	W-L RECORDS	RPI 51-100	RPI 101-150	RPI 150+				
13- 10	0- 3	0- 1	OVERALL	5- 3	1- 2	7- 1				
8- 4	0- 3	0- 0	HOME	4- 0	1- 1	3- 0				
5- 4	0- 0	0- 0	AWAY	1- 2	0- 1	4- 1				
0- 2	0- 0	0- 1	NEUTRAL	0- 1	0- 0	0- 0				
8- 5	0- 2	0- 1	NON-CONFERENCE	3- 1	1- 0	4- 1				
5- 2	0- 2	0- 0	HOME	2- 0	1- 0	2- 0				
3- 1	0- 0	0- 0	AWAY	1- 0	0- 0	2- 1				
0- 2	0- 0	0- 1	NEUTRAL	0- 1	0- 0	0- 0				
5- 5	0- 1	0- 0	CONFERENCE	2- 2	0- 2	3- 0				
3- 2	0- 1	0- 0	HOME	2- 0	0- 1	1- 0				
2- 3	0- 0	0- 0	AWAY	0- 2	0- 1	2- 0				
0- 0	0- 0	0- 0	NEUTRAL	0- 0	0- 0	0- 0				

RPI 1-25				RPI 26-50				RPI 51-100				RPI 101+			
RPI	S	Opponent	Score	RPI	S	Opponent	Score	RPI	S	Opponent	Score	RPI	S	Opponent	Score
2	H	South Carolina	71 78	34	N	Creighton	59 69	54	H	UCF	67 65	102	H	Duquesne	85 72
7	H	UConn	54 83					67	A	South Fla.	51 99	148	A	Wichita St.	70 72
25	H	FGCU	67 93					67	H	South Fla.	69 66	148	H	Wichita St.	75 85
								71	A	Bucknell	72 61	154	A	Houston	61 58
								77	N	North Carolina	58 71	182	A	Towson	74 59
								82	A	Cincinnati	81 86	207	A	La Salle	72 69
								86	H	Penn	76 72	210	A	Saint Joseph's	63 67
								96	H	Villanova	74 69	224	H	Fairfield	77 59
												230	H	SMU	85 62
												245	A	Tulsa	74 65
												263	H	Xavier	78 65
LAST 10 Division I															
67	A	South Fla.	51 99	148	A	Wichita St.	70 72	67	H	South Fla.	69 66				
148	H	Wichita St.	75 85					230	H	SMU	85 62				
54	H	UCF	67 65					154	A	Houston	61 58				
82	A	Cincinnati	81 86					245	A	Tulsa	74 65				
86	H	Penn	76 72												

Non-Div I Games:

Temple

Average RPI Win:	196	WON-LOST	WINNING	LAST 10	STRENGTH OF	OPP. STRENGTH	TEAM	ADJ.	CONF.	ADJ CONF.
Average RPI Loss:	15	RECORD	PCT. RANK	GAMES	SCHEDULE	OF SCHEDULE	RPI	RPI	RPI	RPI
DIV. I ONLY	17- 6	43	6-4	97	65	45	45	4	4	
DIV. I NON-CONF.	10- 3	58	0-1	241	172	99	99	5	5	
TOTALS	RPI 1-25	RPI 26-50	W-L RECORDS	RPI 51-100	RPI 101-150	RPI 150+				
17- 6	1- 4	0- 2	OVERALL	2- 0	4- 0	10- 0				
11- 2	1- 1	0- 1	HOME	2- 0	1- 0	7- 0				
6- 4	0- 3	0- 1	AWAY	0- 0	3- 0	3- 0				
0- 0	0- 0	0- 0	NEUTRAL	0- 0	0- 0	0- 0				
10- 3	0- 2	0- 1	NON-CONFERENCE	0- 0	1- 0	9- 0				
7- 1	0- 0	0- 1	HOME	0- 0	0- 0	7- 0				
3- 2	0- 2	0- 0	AWAY	0- 0	1- 0	2- 0				
0- 0	0- 0	0- 0	NEUTRAL	0- 0	0- 0	0- 0				
7- 3	1- 2	0- 1	CONFERENCE	2- 0	3- 0	1- 0				
4- 1	1- 1	0- 0	HOME	2- 0	1- 0	0- 0				
3- 2	0- 1	0- 1	AWAY	0- 0	2- 0	1- 0				
0- 0	0- 0	0- 0	NEUTRAL	0- 0	0- 0	0- 0				

RPI 1-25				RPI 26-50				Team's RPI: 45	RPI 51-100				RPI 101+			
RPI	S	Opponent	Score	RPI	S	Opponent	Score		RPI	S	Opponent	Score	RPI	S	Opponent	Score
2	A	South Carolina	48 69	28	A	Kentucky	76 80		65	H	Alabama	65 63	103	A	Notre Dame	74 63
7	A	UConn	45 60	31	H	Texas	60 66		83	H	Georgia	73 56	106	A	Vanderbilt	78 69
9	H	Mississippi St.	55 72										131	H	Missouri	77 66
10	A	Stanford	51 78										133	A	Florida	78 50
22	H	LSU	63 58										192	A	Portland St.	88 61
													214	H	Central Ark.	63 36
													227	H	Stetson	73 46
													267	H	Howard	88 38
													268	H	Colorado St.	79 41
													270	A	ETSU	72 68
													279	A	Ole Miss	84 28
													313	H	Air Force	81 54
													326	H	Ark.-Pine Bluff	92 51
													340	H	Tennessee St.	73 43
LAST 10 Division I																
				9	H	Mississippi St.	55 72		65	H	Alabama	65 63				
				2	A	South Carolina	48 69		133	A	Florida	78 50				
				106	A	Vanderbilt	78 69		83	H	Georgia	73 56				
				22	H	LSU	63 58		279	A	Ole Miss	84 28				
				7	A	UConn	45 60		28	A	Kentucky	76 80				

Non-Div I Games:

Tennessee

■ Loss, 
■ Non-Conf, S Site, 
■ Home 
■ Away 
N Neutral

Average RPI Win:	240	WON-LOST	WINNING	LAST 10	STRENGTH OF	OPP. STRENGTH	TEAM	ADJ.	CONF.	ADJ CONF.
Average RPI Loss:	194	RECORD	PCT. RANK	GAMES	SCHEDULE	OF SCHEDULE	RPI	RPI	RPI	RPI
DIV. I ONLY	1- 19	345	1-9	195	307	340	340	20	20	
DIV. I NON-CONF.	0- 8	338	0	123	238	322	322	24	24	
TOTALS	RPI 1-25	RPI 26-50	W-L RECORDS	RPI 51-100	RPI 101-150	RPI 150+				
1- 19	0- 1	0- 1	OVERALL	0- 1	0- 2	1- 14				
1- 10	0- 0	0- 0	HOME	0- 0	0- 1	1- 9				
0- 9	0- 1	0- 1	AWAY	0- 1	0- 1	0- 5				
0- 0	0- 0	0- 0	NEUTRAL	0- 0	0- 0	0- 0				
0- 8	0- 1	0- 1	NON-CONFERENCE	0- 0	0- 1	0- 5				
0- 5	0- 0	0- 0	HOME	0- 0	0- 1	0- 4				
0- 3	0- 1	0- 1	AWAY	0- 0	0- 0	0- 1				
0- 0	0- 0	0- 0	NEUTRAL	0- 0	0- 0	0- 0				
1- 11	0- 0	0- 0	CONFERENCE	0- 1	0- 1	1- 9				
1- 5	0- 0	0- 0	HOME	0- 0	0- 0	1- 5				
0- 6	0- 0	0- 0	AWAY	0- 1	0- 1	0- 4				
0- 0	0- 0	0- 0	NEUTRAL	0- 0	0- 0	0- 0				

RPI 1-25				RPI 26-50				RPI 51-100				RPI 101+ Team's RPI: 340			
RPI	S	Opponent	Score	RPI	S	Opponent	Score	RPI	S	Opponent	Score	RPI	S	Opponent	Score
21	A	Arizona	42 77	45	A	Tennessee	43 73	68	A	UT Martin	71 88	106	H	Vanderbilt	55 106
												129	A	Southeast Mo. St.	54 83
												152	H	North Ala.	63 88
												162	A	Tennessee Tech	47 88
												163	H	Columbia	65 75
												195	A	Austin Peay	58 76
												195	H	Austin Peay	55 87
												220	H	Eastern Ill.	52 73
												236	A	South Alabama	48 70
												240	A	Murray St.	62 100
												240	H	Murray St.	96 81
												248	H	Morehead St.	47 84
												271	H	Eastern Ky.	55 61
												275	H	Lipscomb	64 74
												300	A	Jacksonville St.	48 70
												319	H	Alcorn	57 62
												338	H	SIUE	63 76
LAST 10 Division I															
240	H	Murray St.	96 81	195	A	Austin Peay	58 76								
195	H	Austin Peay	55 87	271	H	Eastern Ky.	55 61								
162	A	Tennessee Tech	47 88	248	H	Morehead St.	47 84								
300	A	Jacksonville St.	48 70	129	A	Southeast Mo. St.	54 83								
240	A	Murray St.	62 100	68	A	UT Martin	71 88								

Non-Div I Games: Wilberforce 83 65 Fisk 91 50

Tennessee St.

Average RPI Win:	274	WON-LOST	WINNING	LAST 10	STRENGTH OF	OPP. STRENGTH	TEAM	ADJ.	CONF.	ADJ CONF.
Average RPI Loss:	97	RECORD	PCT. RANK	GAMES	SCHEDULE	OF SCHEDULE	RPI	RPI	RPI	RPI
DIV. I ONLY	14- 7	74	7-3	332	198	162	162	20	20	
DIV. I NON-CONF.	5- 4	140	0	344	130	233	233	24	24	
TOTALS	RPI 1-25	RPI 26-50	W-L RECORDS	RPI 51-100	RPI 101-150	RPI 150+				
14- 7	0- 0	0- 0	OVERALL	0- 4	0- 2	14- 1				
7- 1	0- 0	0- 0	HOME	0- 1	0- 0	7- 0				
6- 5	0- 0	0- 0	AWAY	0- 3	0- 2	6- 0				
1- 1	0- 0	0- 0	NEUTRAL	0- 0	0- 0	1- 1				
5- 4	0- 0	0- 0	NON-CONFERENCE	0- 2	0- 1	5- 1				
2- 0	0- 0	0- 0	HOME	0- 0	0- 0	2- 0				
2- 3	0- 0	0- 0	AWAY	0- 2	0- 1	2- 0				
1- 1	0- 0	0- 0	NEUTRAL	0- 0	0- 0	1- 1				
9- 3	0- 0	0- 0	CONFERENCE	0- 2	0- 1	9- 0				
5- 1	0- 0	0- 0	HOME	0- 1	0- 0	5- 0				
4- 2	0- 0	0- 0	AWAY	0- 1	0- 1	4- 0				
0- 0	0- 0	0- 0	NEUTRAL	0- 0	0- 0	0- 0				

RPI 1-25			RPI 26-50			RPI 51-100			RPI 101+ Team's RPI: 162		
RPI	S	Opponent	Score	RPI	S	Opponent	Score	RPI	S	Opponent	Score
								57	H	Belmont	47 59
								60	A	Middle Tenn.	58 64
								68	A	UT Martin	62 71
								85	A	Southern Ill.	65 76
								106	A	Vanderbilt	61 75
								129	A	Southeast Mo. St.	72 87
								173	N	Northern Ill.	74 82
								175	A	Samford	72 57
								195	H	Austin Peay	58 49
								220	A	Eastern Ill.	75 62
								240	H	Murray St.	77 72
								248	A	Morehead St.	75 55
								248	H	Morehead St.	82 75
								271	A	Eastern Ky.	60 42
								271	H	Eastern Ky.	87 82
								275	H	Lipscomb	78 58
								328	N	Detroit Mercy	69 47
								337	A	Western Caro.	62 58
								338	A	SIUE	65 50
								340	H	Tennessee St.	88 47
								345	H	La.-Monroe	75 68
LAST 10 Division I											
129	A	Southeast Mo. St.	72 87	248	H	Morehead St.	82 75				
68	A	UT Martin	62 71	220	A	Eastern Ill.	75 62				
340	H	Tennessee St.	88 47	338	A	SIUE	65 50				
57	H	Belmont	47 59	240	H	Murray St.	77 72				
271	H	Eastern Ky.	87 82	195	H	Austin Peay	58 49				

Non-Div I Games: Tenn. Wesleyan 94 45 Cumberland (TN) 88 51

Tennessee Tech

Loss, Non-Conf, S Site, H Home A Away N Neutral

Average RPI Win:	149	WON-LOST	WINNING	LAST 10	STRENGTH OF	OPP. STRENGTH	TEAM	ADJ.	CONF.	ADJ CONF.
Average RPI Loss:	51	RECORD	PCT. RANK	GAMES	SCHEDULE	OF SCHEDULE	RPI	RPI	RPI	RPI
DIV. I ONLY	15- 7	65	7-3	17	70	31	31	3	3	
DIV. I NON-CONF.	8- 4	90	0	66	121	69	69	4	4	
TOTALS	RPI 1-25	RPI 26-50	W-L RECORDS	RPI 51-100	RPI 101-150	RPI 150+				
15- 7	1- 4	4- 1	OVERALL	1- 1	2- 0	7- 1				
8- 3	1- 3	0- 0	HOME	1- 0	1- 0	5- 0				
6- 3	0- 0	4- 1	AWAY	0- 1	1- 0	1- 1				
1- 1	0- 1	0- 0	NEUTRAL	0- 0	0- 0	1- 0				
8- 4	1- 2	1- 0	NON-CONFERENCE	1- 1	0- 0	5- 1				
6- 1	1- 1	0- 0	HOME	1- 0	0- 0	4- 0				
1- 2	0- 0	1- 0	AWAY	0- 1	0- 0	0- 1				
1- 1	0- 1	0- 0	NEUTRAL	0- 0	0- 0	1- 0				
7- 3	0- 2	3- 1	CONFERENCE	0- 0	2- 0	2- 0				
2- 2	0- 2	0- 0	HOME	0- 0	1- 0	1- 0				
5- 1	0- 0	3- 1	AWAY	0- 0	1- 0	1- 0				
0- 0	0- 0	0- 0	NEUTRAL	0- 0	0- 0	0- 0				

RPI	S	Opponent	Score	RPI	S	Opponent	Score	Team's RPI: 31	RPI	S	Opponent	Score	RPI	S	Opponent	Score
8	H	Baylor	44 64	38	A	Oklahoma	70 53		53	H	Ohio	73 60	115	H	Kansas	85 77
10	H	Stanford	69 64	45	A	Tennessee	66 60		67	A	South Fla.	57 64	119	A	Kansas St.	71 63
13	N	NC State	73 84	46	A	West Virginia	63 68						158	A	Texas Tech	81 66
21	H	Arizona	58 83	49	A	Iowa St.	81 75						158	H	Texas Tech	92 66
23	H	TCU	63 65	50	A	Oklahoma St.	61 56						179	A	Hawaii	60 73
													241	H	Southern U.	93 39
													258	N	North Texas	63 57
													299	H	UTSA	84 53
													307	H	UTRGV	85 69
													332	H	Northwestern St.	91 49
LAST 10 Division I																
158	A	Texas Tech	81 66	119	A	Kansas St.	71 63									
8	H	Baylor	44 64	158	H	Texas Tech	92 66									
38	A	Oklahoma	70 53	46	A	West Virginia	63 68									
50	A	Oklahoma St.	61 56	49	A	Iowa St.	81 75									
115	H	Kansas	85 77	23	H	TCU	63 65									

Non-Div I Games:

Texas



Average RPI Win:	119	WON-LOST	WINNING	LAST 10	STRENGTH OF	OPP. STRENGTH	TEAM	ADJ.	CONF.	ADJ CONF.
Average RPI Loss:	21	RECORD	PCT. RANK	GAMES	SCHEDULE	OF SCHEDULE	RPI	RPI	RPI	RPI
DIV. I ONLY	18- 5	36	6-4	13	31	17	17	4	4	
DIV. I NON-CONF.	12- 1	9	0	22	42	6	6	5	5	
TOTALS	RPI 1-25	RPI 26-50	W-L RECORDS	RPI 51-100	RPI 101-150	RPI 150+				
18- 5	1- 4	3- 1	OVERALL	6- 0	3- 0	5- 0				
12- 1	1- 1	2- 0	HOME	1- 0	3- 0	5- 0				
4- 3	0- 2	1- 1	AWAY	3- 0	0- 0	0- 0				
2- 1	0- 1	0- 0	NEUTRAL	2- 0	0- 0	0- 0				
12- 1	1- 1	2- 0	NON-CONFERENCE	4- 0	1- 0	4- 0				
8- 0	1- 0	2- 0	HOME	0- 0	1- 0	4- 0				
2- 0	0- 0	0- 0	AWAY	2- 0	0- 0	0- 0				
2- 1	0- 1	0- 0	NEUTRAL	2- 0	0- 0	0- 0				
6- 4	0- 3	1- 1	CONFERENCE	2- 0	2- 0	1- 0				
4- 1	0- 1	0- 0	HOME	1- 0	2- 0	1- 0				
2- 3	0- 2	1- 1	AWAY	1- 0	0- 0	0- 0				
0- 0	0- 0	0- 0	NEUTRAL	0- 0	0- 0	0- 0				

RPI 1-25				Team's RPI: 17	RPI 26-50				RPI 51-100				RPI 101+			
RPI	S	Opponent	Score		RPI	S	Opponent	Score	RPI	S	Opponent	Score	RPI	S	Opponent	Score
9	A	Mississippi St.	57 69		28	A	Kentucky	54 76	65	A	Alabama	79 74	112	H	A&M-Corpus Christi	85 48
22	A	LSU	58 59		36	H	Duke	79 58	81	A	Southern California	74 64	131	H	Missouri	72 53
22	H	LSU	54 57		39	A	Arkansas	84 77	83	H	Georgia	64 63	133	H	Florida	69 42
23	H	TCU	70 68		50	H	Oklahoma St.	74 62	87	A	Rice	62 61	154	H	Houston	72 43
24	N	Florida St.	58 80						89	N	Georgia Tech	60 48	183	H	Little Rock	78 35
									91	N	Montana St.	78 67	214	H	Central Ark.	76 46
													279	H	Ole Miss	79 35
													289	H	Prairie View	80 38
LAST 10 Division I																
9	A	Mississippi St.	57 69		133	H	Florida	69 42								
22	A	LSU	58 59		28	A	Kentucky	54 76								
83	H	Georgia	64 63		22	H	LSU	54 57								
131	H	Missouri	72 53		279	H	Ole Miss	79 35								
65	A	Alabama	79 74		39	A	Arkansas	84 77								

Non-Div I Games:

Texas A&amp;M

■ Loss, 
 ■ Non-Conf, S Site, 
 ■ Home 
 ■ Away 
 N Neutral

Average RPI Win:	256	WON-LOST	WINNING	LAST 10	STRENGTH OF	OPP. STRENGTH	TEAM	ADJ.	CONF.	ADJ CONF.
Average RPI Loss:	97	RECORD	PCT. RANK	GAMES	SCHEDULE	OF SCHEDULE	RPI	RPI	RPI	RPI
DIV. I ONLY	13- 8	97	8-2	222	236	113	113	32	32	
DIV. I NON-CONF.	5- 6	187	0	15	35	48	48	31	31	
TOTALS	RPI 1-25	RPI 26-50	W-L RECORDS	RPI 51-100	RPI 101-150	RPI 150+				
13- 8	0- 2	0- 1	OVERALL	1- 2	2- 1	10- 2				
6- 0	0- 0	0- 0	HOME	1- 0	0- 0	5- 0				
7- 6	0- 2	0- 1	AWAY	0- 1	2- 0	5- 2				
0- 2	0- 0	0- 0	NEUTRAL	0- 1	0- 1	0- 0				
5- 6	0- 2	0- 1	NON-CONFERENCE	1- 2	2- 1	2- 0				
1- 0	0- 0	0- 0	HOME	1- 0	0- 0	0- 0				
4- 4	0- 2	0- 1	AWAY	0- 1	2- 0	2- 0				
0- 2	0- 0	0- 0	NEUTRAL	0- 1	0- 1	0- 0				
8- 2	0- 0	0- 0	CONFERENCE	0- 0	0- 0	8- 2				
5- 0	0- 0	0- 0	HOME	0- 0	0- 0	5- 0				
3- 2	0- 0	0- 0	AWAY	0- 0	0- 0	3- 2				
0- 0	0- 0	0- 0	NEUTRAL	0- 0	0- 0	0- 0				

RPI 1-25				RPI 26-50				RPI 51-100				RPI 101+ Team's RPI: 113			
RPI	S	Opponent	Score	RPI	S	Opponent	Score	RPI	S	Opponent	Score	RPI	S	Opponent	Score
1	A	Oregon	63 99	49	A	Iowa St.	59 79	66	A	Colorado	50 74	110	N	UAB	68 84
11	A	Gonzaga	45 80					87	H	Rice	63 56	126	A	UT Arlington	74 63
								92	N	Utah	52 61	144	A	Tulane	72 62
												157	A	Jackson St.	79 81
												179	A	Hawaii	74 57
												241	H	Southern U.	61 56
												273	A	Alabama A&M	65 58
												289	A	Prairie View	47 50
												289	H	Prairie View	88 65
												307	A	UTRGV	71 44
												319	H	Alcorn	105 70
												326	H	Ark.-Pine Bluff	78 77
												331	A	Alabama St.	81 54
												349	A	Grambling	89 85
												351	H	Mississippi Val.	88 58
LAST 10 Division I															
289	A	Prairie View	47 50	349	A	Grambling	89 85								
331	A	Alabama St.	81 54	157	A	Jackson St.	79 81								
273	A	Alabama A&M	65 58	289	H	Prairie View	88 65								
326	H	Ark.-Pine Bluff	78 77	319	H	Alcorn	105 70								
351	H	Mississippi Val.	88 58	241	H	Southern U.	61 56								

Non-Div I Games:

Texas Southern

■ Loss, 
 ■ Non-Conf, 
 ■ S Site, 
 ■ Home 
 ■ A Away 
 N Neutral

Average RPI Win:	204	WON-LOST	WINNING	LAST 10	STRENGTH OF	OPP. STRENGTH	TEAM	ADJ.	CONF.	ADJ CONF.
Average RPI Loss:	180	RECORD	PCT. RANK	GAMES	SCHEDULE	OF SCHEDULE	RPI	RPI	RPI	RPI
DIV. I ONLY	6- 14	282	1-9	191	258	293	293	21	21	
DIV. I NON-CONF.	5- 4	140	0	220	234	148	148	20	20	
TOTALS	RPI 1-25	RPI 26-50	W-L RECORDS	RPI 51-100	RPI 101-150	RPI 150+				
6- 14	0- 1	0- 0	OVERALL	0- 3	2- 1	4- 9				
5- 6	0- 0	0- 0	HOME	0- 1	2- 0	3- 5				
1- 8	0- 1	0- 0	AWAY	0- 2	0- 1	1- 4				
0- 0	0- 0	0- 0	NEUTRAL	0- 0	0- 0	0- 0				
5- 4	0- 1	0- 0	NON-CONFERENCE	0- 0	1- 1	4- 2				
4- 0	0- 0	0- 0	HOME	0- 0	1- 0	3- 0				
1- 4	0- 1	0- 0	AWAY	0- 0	0- 1	1- 2				
0- 0	0- 0	0- 0	NEUTRAL	0- 0	0- 0	0- 0				
1- 10	0- 0	0- 0	CONFERENCE	0- 3	1- 0	0- 7				
1- 6	0- 0	0- 0	HOME	0- 1	1- 0	0- 5				
0- 4	0- 0	0- 0	AWAY	0- 2	0- 0	0- 2				
0- 0	0- 0	0- 0	NEUTRAL	0- 0	0- 0	0- 0				

RPI 1-25				RPI 26-50				RPI 51-100				RPI 101+ Team's RPI: 293			
RPI	S	Opponent	Score	RPI	S	Opponent	Score	RPI	S	Opponent	Score	RPI	S	Opponent	Score
23	A	TCU	52 79					58	A	Troy	50 84	112	H	A&M-Corpus Christi	57 48
								98	A	Coastal Caro.	67 75	115	A	Kansas	48 68
								98	H	Coastal Caro.	59 69	126	H	UT Arlington	72 55
												166	H	Louisiana	67 73
												167	H	New Orleans	51 49
												183	H	Little Rock	66 78
												199	A	Dartmouth	61 51
												208	A	Oral Roberts	57 63
												236	A	South Alabama	76 78
												238	H	Arkansas St.	53 56
												250	A	Appalachian St.	65 73
												250	H	Appalachian St.	47 59
												254	A	Morgan St.	62 72
												299	H	UTSA	74 69
												319	H	Alcorn	67 59
												345	H	La.-Monroe	55 58
LAST 10 Division I															
250	H	Appalachian St.	47 59	166	H	Louisiana	67 73								
98	H	Coastal Caro.	59 69	345	H	La.-Monroe	55 58								
126	H	UT Arlington	72 55	250	A	Appalachian St.	65 73								
236	A	South Alabama	76 78	98	A	Coastal Caro.	67 75								
58	A	Troy	50 84	238	H	Arkansas St.	53 56								

Non-Div I Games: Texas Lutheran 72 31 Tex. Permian Basin 83 45

Texas St.

■ Loss, 
 ■ Non-Conf, 
 ■ S Site, 
 ■ H Home 
 ■ A Away 
 N Neutral

Average RPI Win:	233	WON-LOST	WINNING	LAST 10	STRENGTH OF	OPP. STRENGTH	TEAM	ADJ.	CONF.	ADJ CONF.
Average RPI Loss:	67	RECORD	PCT. RANK	GAMES	SCHEDULE	OF SCHEDULE	RPI	RPI	RPI	RPI
DIV. I ONLY	14- 7	74	3-7	275	89	158	158	3	3	
DIV. I NON-CONF.	11- 0	1	0	351	337	168	168	4	4	
TOTALS	RPI 1-25	RPI 26-50	W-L RECORDS	RPI 51-100	RPI 101-150	RPI 150+				
14- 7	1- 1	2- 3	OVERALL	0- 0	1- 3	10- 0				
11- 3	0- 0	2- 2	HOME	0- 0	0- 1	9- 0				
2- 4	1- 1	0- 1	AWAY	0- 0	1- 2	0- 0				
1- 0	0- 0	0- 0	NEUTRAL	0- 0	0- 0	1- 0				
11- 0	0- 0	0- 0	NON-CONFERENCE	0- 0	1- 0	10- 0				
9- 0	0- 0	0- 0	HOME	0- 0	0- 0	9- 0				
1- 0	0- 0	0- 0	AWAY	0- 0	1- 0	0- 0				
1- 0	0- 0	0- 0	NEUTRAL	0- 0	0- 0	1- 0				
3- 7	1- 1	2- 3	CONFERENCE	0- 0	0- 3	0- 0				
2- 3	0- 0	2- 2	HOME	0- 0	0- 1	0- 0				
1- 4	1- 1	0- 1	AWAY	0- 0	0- 2	0- 0				
0- 0	0- 0	0- 0	NEUTRAL	0- 0	0- 0	0- 0				

RPI 1-25				RPI 26-50				RPI 51-100				RPI 101+ Team's RPI: 158			
RPI	S	Opponent	Score	RPI	S	Opponent	Score	RPI	S	Opponent	Score	RPI	S	Opponent	Score
8	A	Baylor	79 87	31	A	Texas	66 92					115	A	Kansas	50 67
23	A	TCU	80 76	31	H	Texas	66 81					118	A	San Diego	64 60
				38	H	Oklahoma	89 84					119	A	Kansas St.	70 84
				49	H	Iowa St.	66 96					119	H	Kansas St.	72 76
				50	H	Oklahoma St.	109 79					169	H	Sam Houston St.	99 57
												279	H	Ole Miss	84 48
												289	H	Prairie View	82 48
												299	H	UTSA	115 58
												323	H	Houston Baptist	59 51
												326	H	Ark.-Pine Bluff	81 55
												330	N	Purdue Fort Wayne	82 48
												332	H	Northwestern St.	79 49
												345	H	La.-Monroe	83 38
												347	H	Florida A&M	98 60
LAST 10 Division I															
				31	H	Texas	66 81			115	A	Kansas	50 67		
				119	A	Kansas St.	70 84			31	A	Texas	66 92		
				50	H	Oklahoma St.	109 79			119	H	Kansas St.	72 76		
				8	A	Baylor	79 87			23	A	TCU	80 76		
				38	H	Oklahoma	89 84			49	H	Iowa St.	66 96		

Non-Div I Games:

Texas Tech

■ Loss, 
 ■ Non-Conf, S Site, 
 ■ Home 
 ■ Away 
 N Neutral

Average RPI Win:	190	WON-LOST	WINNING	LAST 10	STRENGTH OF	OPP. STRENGTH	TEAM	ADJ.	CONF.	ADJ CONF.
Average RPI Loss:	120	RECORD	PCT. RANK	GAMES	SCHEDULE	OF SCHEDULE	RPI	RPI	RPI	RPI
DIV. I ONLY	11- 10	157	6-4	131	133	147	147	10	10	
DIV. I NON-CONF.	5- 6	187	0	163	215	199	199	10	10	
TOTALS	RPI 1-25	RPI 26-50	W-L RECORDS	RPI 51-100	RPI 101-150	RPI 150+				
11- 10	0- 1	0- 0	OVERALL	1- 2	4- 2	6- 5				
6- 4	0- 0	0- 0	HOME	1- 1	2- 0	3- 3				
4- 5	0- 1	0- 0	AWAY	0- 0	1- 2	3- 2				
1- 1	0- 0	0- 0	NEUTRAL	0- 1	1- 0	0- 0				
5- 6	0- 0	0- 0	NON-CONFERENCE	1- 2	1- 2	3- 2				
2- 3	0- 0	0- 0	HOME	1- 1	0- 0	1- 2				
2- 2	0- 0	0- 0	AWAY	0- 0	0- 2	2- 0				
1- 1	0- 0	0- 0	NEUTRAL	0- 1	1- 0	0- 0				
6- 4	0- 1	0- 0	CONFERENCE	0- 0	3- 0	3- 3				
4- 1	0- 0	0- 0	HOME	0- 0	2- 0	2- 1				
2- 3	0- 1	0- 0	AWAY	0- 0	1- 0	1- 2				
0- 0	0- 0	0- 0	NEUTRAL	0- 0	0- 0	0- 0				

RPI 1-25				RPI 26-50				RPI 51-100				RPI 101+ Team's RPI: 147			
RPI	S	Opponent	Score	RPI	S	Opponent	Score	RPI	S	Opponent	Score	RPI	S	Opponent	Score
18	A	Central Mich.	66 73					57	H	Belmont	53 48	102	A	Duquesne	74 79
								58	N	Troy	64 71	103	A	Notre Dame	51 54
								62	H	Dayton	42 60	105	N	Pacific	66 65
												107	A	Buffalo	78 62
												107	H	Buffalo	71 59
												111	H	Kent St.	69 60
												161	H	Memphis	76 83
												165	H	Eastern Mich.	62 77
												168	A	Miami (OH)	83 92
												173	A	Northern Ill.	63 51
												178	A	Western Mich.	72 84
												184	H	Valparaiso	54 61
												194	H	Akron	65 61
												249	H	Bowling Green	79 72
												315	A	Georgia St.	74 48
												328	A	Detroit Mercy	82 64
												339	H	Canisius	83 65
LAST 10 Division I															
107	A	Buffalo	78 62	249	H	Bowling Green	79 72								
168	A	Miami (OH)	83 92	194	H	Akron	65 61								
111	H	Kent St.	69 60	173	A	Northern Ill.	63 51								
165	H	Eastern Mich.	62 77	107	H	Buffalo	71 59								
18	A	Central Mich.	66 73	178	A	Western Mich.	72 84								

Non-Div I Games:

Toledo

■ Loss, 
 ■ Non-Conf, 
 ■ S Site, 
 ■ H Home 
 ■ A Away 
 N Neutral

Average RPI Win:	208	WON-LOST	WINNING	LAST 10	STRENGTH OF	OPP. STRENGTH	TEAM	ADJ.	CONF.	ADJ CONF.
Average RPI Loss:	114	RECORD	PCT. RANK	GAMES	SCHEDULE	OF SCHEDULE	RPI	RPI	RPI	RPI
DIV. I ONLY	9- 11	212	5-5	125	116	182	182	14	14	
DIV. I NON-CONF.	4- 6	212	0	160	66	225	225	13	13	
TOTALS	RPI 1-25	RPI 26-50	W-L RECORDS	RPI 51-100	RPI 101-150	RPI 150+				
9- 11	0- 1	1- 2	OVERALL	0- 2	1- 3	7- 3				
6- 4	0- 0	1- 0	HOME	0- 1	1- 2	4- 1				
2- 6	0- 0	0- 2	AWAY	0- 1	0- 1	2- 2				
1- 1	0- 1	0- 0	NEUTRAL	0- 0	0- 0	1- 0				
4- 6	0- 1	0- 1	NON-CONFERENCE	0- 1	0- 1	4- 2				
3- 2	0- 0	0- 0	HOME	0- 1	0- 0	3- 1				
0- 3	0- 0	0- 1	AWAY	0- 0	0- 1	0- 1				
1- 1	0- 1	0- 0	NEUTRAL	0- 0	0- 0	1- 0				
5- 5	0- 0	1- 1	CONFERENCE	0- 1	1- 2	3- 1				
3- 2	0- 0	1- 0	HOME	0- 0	1- 2	1- 0				
2- 3	0- 0	0- 1	AWAY	0- 1	0- 0	2- 1				
0- 0	0- 0	0- 0	NEUTRAL	0- 0	0- 0	0- 0				

RPI 1-25				RPI 26-50				RPI 51-100				RPI 101+ Team's RPI: 182			
RPI	S	Opponent	Score	RPI	S	Opponent	Score	RPI	S	Opponent	Score	RPI	S	Opponent	Score
6	N	Iowa	72 100	44	A	James Madison	39 81	56	A	Drexel	50 59	118	A	San Diego	67 81
				44	H	James Madison	76 75	73	H	Temple	59 74	124	H	William & Mary	75 83
				48	A	Rutgers	53 67					137	H	Elon	61 74
												145	H	Northeastern	81 68
												177	H	American	63 60
												190	A	Delaware	62 69
												202	H	Mt. St. Mary's	73 57
												204	H	Penn St.	67 73
												228	N	Iona	75 58
												247	H	Marshall	59 56
												252	A	Col. of Charleston	79 62
												257	A	San Diego St.	72 80
												260	A	UNCW	62 41
												316	H	Hofstra	84 71
LAST 10 Division I															
				44	A	James Madison	39 81	260	A	UNCW	62 41				
				190	A	Delaware	62 69	252	A	Col. of Charleston	79 62				
				56	A	Drexel	50 59	44	H	James Madison	76 75				
				316	H	Hofstra	84 71	124	H	William & Mary	75 83				
				145	H	Northeastern	81 68	137	H	Elon	61 74				

Non-Div I Games: Chestnut Hill 86 49

Towson

Loss, Non-Conf, S Site, H Home A Away N Neutral

Average RPI Win:	226	WON-LOST	WINNING	LAST 10	STRENGTH OF	OPP. STRENGTH	TEAM	ADJ.	CONF.	ADJ CONF.
Average RPI Loss:	70	RECORD	PCT. RANK	GAMES	SCHEDULE	OF SCHEDULE	RPI	RPI	RPI	RPI
DIV. I ONLY	17- 3	19	9-1	219	207	58	58	21	21	
DIV. I NON-CONF.	7- 2	54	0	122	71	31	31	20	20	
TOTALS	RPI 1-25	RPI 26-50	W-L RECORDS	RPI 51-100	RPI 101-150	RPI 150+				
17- 3	0- 1	0- 1	OVERALL	1- 0	4- 0	12- 1				
8- 1	0- 0	0- 0	HOME	1- 0	1- 0	6- 1				
7- 2	0- 1	0- 1	AWAY	0- 0	1- 0	6- 0				
2- 0	0- 0	0- 0	NEUTRAL	0- 0	2- 0	0- 0				
7- 2	0- 1	0- 1	NON-CONFERENCE	0- 0	3- 0	4- 0				
2- 0	0- 0	0- 0	HOME	0- 0	0- 0	2- 0				
3- 2	0- 1	0- 1	AWAY	0- 0	1- 0	2- 0				
2- 0	0- 0	0- 0	NEUTRAL	0- 0	2- 0	0- 0				
10- 1	0- 0	0- 0	CONFERENCE	1- 0	1- 0	8- 1				
6- 1	0- 0	0- 0	HOME	1- 0	1- 0	4- 1				
4- 0	0- 0	0- 0	AWAY	0- 0	0- 0	4- 0				
0- 0	0- 0	0- 0	NEUTRAL	0- 0	0- 0	0- 0				

RPI 1-25				RPI 26-50				RPI 51-100				Team's RPI: 58	RPI 101+			
RPI	S	Opponent	Score	RPI	S	Opponent	Score	RPI	S	Opponent	Score		RPI	S	Opponent	Score
9	A	Mississippi St.	82 122	36	A	Duke	85 99	98	H	Coastal Caro.	84 77		111	N	Kent St.	71 64
													125	A	Bethune-Cookman	68 62
													126	H	UT Arlington	85 69
													147	N	Toledo	71 64
													166	A	Louisiana	67 64
													166	H	Louisiana	73 79
													175	A	Samford	74 65
													234	A	Chattanooga	90 51
													236	H	South Alabama	85 68
													250	H	Appalachian St.	84 55
													270	H	ETSU	79 61
													293	H	Texas St.	84 50
													298	A	Ga. Southern	79 69
													300	H	Jacksonville St.	94 64
													315	A	Georgia St.	71 57
													345	A	La.-Monroe	72 65
													345	H	La.-Monroe	77 65
LAST 10 Division I																
				166	A	Louisiana	67 64						315	A	Georgia St.	71 57
				345	H	La.-Monroe	77 65						298	A	Ga. Southern	79 69
				236	H	South Alabama	85 68						166	H	Louisiana	73 79
				126	H	UT Arlington	85 69						345	A	La.-Monroe	72 65
				293	H	Texas St.	84 50						250	H	Appalachian St.	84 55

Non-Div I Games: AUM 72 42 Fort Valley St. 101 52

Troy

T  
u  
l  
a  
n  
e

Tulane									
Average RPI Win: 182		WON-LOST	WINNING	LAST 10	STRENGTH OF	OPP. STRENGTH	TEAM	ADJ.	CONF.
Average RPI Loss: 100		RECORD	PCT. RANK	GAMES	SCHEDULE	OF SCHEDULE	RPI	RPI	RPI
DIV. I ONLY		12- 11	165	7-3	102	93	144	144	9
DIV. I NON-CONF.		5- 8	221	0	82	103	201	201	9
-----									
TOTALS	RPI 1-25	RPI 26-50		W-L RECORDS	RPI 51-100	RPI 101-150		RPI 150+	
12- 11	0- 1	0- 0		OVERALL	2- 6	2- 1		8- 3	
7- 7	0- 1	0- 0		HOME	2- 3	0- 1		5- 2	
5- 2	0- 0	0- 0		AWAY	0- 1	2- 0		3- 1	
0- 2	0- 0	0- 0		NEUTRAL	0- 2	0- 0		0- 0	
5- 8	0- 1	0- 0		NON-CONFERENCE	0- 5	1- 1		4- 1	
3- 6	0- 1	0- 0		HOME	0- 3	0- 1		3- 1	
2- 0	0- 0	0- 0		AWAY	0- 0	1- 0		1- 0	
0- 2	0- 0	0- 0		NEUTRAL	0- 2	0- 0		0- 0	
7- 3	0- 0	0- 0		CONFERENCE	2- 1	1- 0		4- 2	
4- 1	0- 0	0- 0		HOME	2- 0	0- 0		2- 1	
3- 2	0- 0	0- 0		AWAY	0- 1	1- 0		2- 1	
0- 0	0- 0	0- 0		NEUTRAL	0- 0	0- 0		0- 0	

RPI 1-25				RPI 26-50				RPI 51-100				RPI 101+ Team's RPI: 144			
RPI	S	Opponent	Score	RPI	S	Opponent	Score	RPI	S	Opponent	Score	RPI	S	Opponent	Score
22	H	LSU	54 59					54	H	UCF	60 59	113	H	Texas Southern	62 72
								60	H	Middle Tenn.	62 64	132	A	Washington	64 62
								65	H	Alabama	56 66	148	A	Wichita St.	61 56
								66	H	Colorado	52 62	154	H	Houston	60 66
								67	A	South Fla.	56 63	157	H	Jackson St.	82 46
								76	N	Charlotte	56 60	161	A	Memphis	62 64
								77	N	Boston College	76 89	161	H	Memphis	59 55
								82	H	Cincinnati	64 59	214	H	Central Ark.	65 38
												218	A	Southern Miss.	62 58
												230	A	SMU	67 66
												236	H	South Alabama	53 62
												245	A	Tulsa	50 46
												245	H	Tulsa	64 62
												298	H	Ga. Southern	56 40
-----															
LAST 10 Division I															
161	A	Memphis	62 64	82	H	Cincinnati	64 59	230	A	SMU	67 66				
154	H	Houston	60 66					161	H	Memphis	59 55				
245	A	Tulsa	50 46					245	H	Tulsa	64 62				
67	A	South Fla.	56 63					148	A	Wichita St.	61 56				
54	H	UCF	60 59												

Non-Div I Games:

Tulane



Average RPI Win: <b>245</b>	WON-LOST	WINNING	LAST 10	STRENGTH OF	OPP. STRENGTH	TEAM	ADJ.	CONF.	ADJ CONF.
Average RPI Loss: <b>106</b>	RECORD	PCT. RANK	GAMES	SCHEDULE	OF SCHEDULE	RPI	RPI	RPI	RPI
DIV. I ONLY	6- 17	300	1-9	91	94	245	245	9	9
DIV. I NON-CONF.	5- 8	221	0	86	179	195	195	9	9
TOTALS	RPI 1-25	RPI 26-50	W-L RECORDS	RPI 51-100	RPI 101-150	RPI 150+			
6- 17	0- 1	0- 4	OVERALL	0- 3	0- 5	6- 4			
5- 6	0- 0	0- 1	HOME	0- 3	0- 2	5- 0			
1- 9	0- 1	0- 1	AWAY	0- 0	0- 3	1- 4			
0- 2	0- 0	0- 2	NEUTRAL	0- 0	0- 0	0- 0			
5- 8	0- 0	0- 4	NON-CONFERENCE	0- 0	0- 2	5- 2			
4- 2	0- 0	0- 1	HOME	0- 0	0- 1	4- 0			
1- 4	0- 0	0- 1	AWAY	0- 0	0- 1	1- 2			
0- 2	0- 0	0- 2	NEUTRAL	0- 0	0- 0	0- 0			
1- 9	0- 1	0- 0	CONFERENCE	0- 3	0- 3	1- 2			
1- 4	0- 0	0- 0	HOME	0- 3	0- 1	1- 0			
0- 5	0- 1	0- 0	AWAY	0- 0	0- 2	0- 2			
0- 0	0- 0	0- 0	NEUTRAL	0- 0	0- 0	0- 0			

RPI	S	Opponent	Score	RPI	S	Opponent	Score	RPI	S	Opponent	Score	RPI	S	Opponent	Score	RPI	S	Opponent	Score
7	A	UConn	34 <b>92</b>	30	N	Western Ky.	63 <b>76</b>	54	H	UCF	49 <b>62</b>	104	H	SFA	63 <b>67</b>				
				35	N	Marquette	60 <b>61</b>	67	H	South Fla.	52 <b>68</b>	109	A	Abilene Christian	63 <b>73</b>				
				39	A	Arkansas	41 <b>91</b>	73	H	Temple	65 <b>74</b>	144	A	Tulane	62 <b>64</b>				
				50	H	Oklahoma St.	48 <b>78</b>					144	H	Tulane	46 <b>50</b>				
												148	A	Wichita St.	46 <b>57</b>				
												161	A	Memphis	44 <b>63</b>				
												183	A	Little Rock	51 <b>63</b>				
												208	H	Oral Roberts	67 65				
												212	A	UTEP	58 51				
												227	A	Stetson	60 <b>66</b>				
												230	A	SMU	38 <b>57</b>				
												238	H	Arkansas St.	79 77				
												262	H	East Carolina	58 56				
												268	H	Colorado St.	61 55				
												280	H	LMU (CA)	75 56				
LAST 10 Division I																			
54	H	UCF	49 <b>62</b>	7	A	UConn	34 <b>92</b>												
161	A	Memphis	44 <b>63</b>	148	A	Wichita St.	46 <b>57</b>												
144	H	Tulane	46 <b>50</b>	67	H	South Fla.	52 <b>68</b>												
230	A	SMU	38 <b>57</b>	144	A	Tulane	62 <b>64</b>												
262	H	East Carolina	58 56	73	H	Temple	65 <b>74</b>												

Non-Div I Games:

Tulsa

■ Loss, 
 ■ Non-Conf, 
 ■ S Site, 
 ■ H Home 
 ■ A Away 
 N Neutral

Average RPI Win:	217	WON-LOST	WINNING	LAST 10	STRENGTH OF	OPP. STRENGTH	TEAM	ADJ.	CONF.	ADJ CONF.
Average RPI Loss:	104	RECORD	PCT. RANK	GAMES	SCHEDULE	OF SCHEDULE	RPI	RPI	RPI	RPI
DIV. I ONLY	14- 8	91	7-3	177	132	110	110	13	13	
DIV. I NON-CONF.	6- 4	123	0	227	126	161	161	14	14	
TOTALS	RPI 1-25	RPI 26-50	W-L RECORDS	RPI 51-100	RPI 101-150	RPI 150+				
14- 8	0- 0	1- 2	OVERALL	0- 3	2- 1	11- 2				
9- 2	0- 0	1- 0	HOME	0- 1	1- 1	7- 0				
4- 5	0- 0	0- 2	AWAY	0- 1	0- 0	4- 2				
1- 1	0- 0	0- 0	NEUTRAL	0- 1	1- 0	0- 0				
6- 4	0- 0	0- 1	NON-CONFERENCE	0- 1	2- 1	4- 1				
4- 1	0- 0	0- 0	HOME	0- 0	1- 1	3- 0				
1- 2	0- 0	0- 1	AWAY	0- 0	0- 0	1- 1				
1- 1	0- 0	0- 0	NEUTRAL	0- 1	1- 0	0- 0				
8- 4	0- 0	1- 1	CONFERENCE	0- 2	0- 0	7- 1				
5- 1	0- 0	1- 0	HOME	0- 1	0- 0	4- 0				
3- 3	0- 0	0- 1	AWAY	0- 1	0- 0	3- 1				
0- 0	0- 0	0- 0	NEUTRAL	0- 0	0- 0	0- 0				

RPI S	Opponent	Score	RPI S	Opponent	Score	RPI S	Opponent	Score	RPI S	Opponent	Score	Team's RPI: 110
30	A Western Ky.	65 69	66	N Colorado	69 77	113	N Texas Southern	84 68				
32	H Old Dominion	76 65	76	H Charlotte	75 83	123	H Boise St.	81 83				
38	A Oklahoma	75 82	87	A Rice	53 64	127	H Auburn	80 75				
						161	A Memphis	52 77				
						175	H Samford	76 69				
						181	H Fla. Atlantic	92 73				
						212	H UTEP	63 51				
						218	A Southern Miss.	74 68				
						236	H South Alabama	77 61				
						242	A Louisiana Tech	71 51				
						247	A Marshall	56 61				
						258	A North Texas	51 50				
						286	H FIU	71 58				
						299	H UTSA	94 55				
						319	A Alcorn	86 65				
						334	H McNeese	97 70				
LAST 10 Division I												
258	A North Texas	51 50	218	A Southern Miss.	74 68							
87	A Rice	53 64	181	H Fla. Atlantic	92 73							
212	H UTEP	63 51	286	H FIU	71 58							
299	H UTSA	94 55	247	A Marshall	56 61							
242	A Louisiana Tech	71 51	30	A Western Ky.	65 69							

Non-Div I Games: Ala.-Huntsville 74 57 Tuskegee 103 60

UAB

Loss, Non-Conf, S Site, H Home A Away N Neutral

Average RPI Win:	<b>246</b>	WON-LOST	WINNING	LAST 10	STRENGTH OF	OPP. STRENGTH	TEAM	ADJ.	CONF.	ADJ CONF.
Average RPI Loss:	<b>154</b>	RECORD	PCT. RANK	GAMES	SCHEDULE	OF SCHEDULE	RPI	RPI	RPI	RPI
DIV. I ONLY	<b>11- 10</b>	<b>157</b>	<b>7-3</b>	<b>192</b>	<b>227</b>	<b>159</b>	<b>159</b>	<b>27</b>	<b>27</b>	
DIV. I NON-CONF.	<b>4- 8</b>	<b>235</b>	<b>0-1</b>	<b>95</b>	<b>159</b>	<b>202</b>	<b>202</b>	<b>26</b>	<b>26</b>	
TOTALS	RPI 1-25	RPI 26-50	W-L RECORDS	RPI 51-100	RPI 101-150	RPI 150+				
11- 10	0- 1	0- 0	OVERALL	0- 3	1- 0	10- 6				
7- 2	0- 0	0- 0	HOME	0- 0	1- 0	6- 2				
4- 8	0- 1	0- 0	AWAY	0- 3	0- 0	4- 4				
0- 0	0- 0	0- 0	NEUTRAL	0- 0	0- 0	0- 0				
4- 8	0- 1	0- 0	NON-CONFERENCE	0- 3	1- 0	3- 4				
3- 2	0- 0	0- 0	HOME	0- 0	1- 0	2- 2				
1- 6	0- 1	0- 0	AWAY	0- 3	0- 0	1- 2				
0- 0	0- 0	0- 0	NEUTRAL	0- 0	0- 0	0- 0				
7- 2	0- 0	0- 0	CONFERENCE	0- 0	0- 0	7- 2				
4- 0	0- 0	0- 0	HOME	0- 0	0- 0	4- 0				
3- 2	0- 0	0- 0	AWAY	0- 0	0- 0	3- 2				
0- 0	0- 0	0- 0	NEUTRAL	0- 0	0- 0	0- 0				

RPI 1-25			RPI 26-50			RPI 51-100			RPI 101+ Team's RPI: 159		
RPI	S	Opponent	Score	RPI	S	Opponent	Score	RPI	S	Opponent	Score
10	A	Stanford	55 <b>67</b>					52	A	Minnesota	67 <b>76</b>
								59	A	Fresno St.	65 <b>73</b>
								91	A	Montana St.	65 <b>77</b>
								150	H	Boston U.	75 68
								155	A	Saint Mary's (CA)	74 <b>83</b>
								179	H	Hawaii	62 49
								186	A	Northern Ariz.	71 61
								187	A	Pepperdine	67 <b>70</b>
								192	H	Portland St.	70 <b>76</b>
								203	H	Santa Clara	61 <b>62</b>
								232	A	Cal St. Fullerton	72 61
								243	H	San Francisco	79 67
								266	H	Long Beach St.	57 55
								272	A	UC Santa Barbara	56 46
								272	H	UC Santa Barbara	66 63
								287	A	UC Riverside	70 <b>75</b>
								288	H	CSUN	61 39
								302	A	UC Irvine	68 <b>73</b>
								308	H	Sacramento St.	77 75
								312	A	Cal Poly	42 36
LAST 10 Division I											
302	A	UC Irvine	68 <b>73</b>	272	A	UC Santa Barbara	56 46				
232	A	Cal St. Fullerton	72 61	266	H	Long Beach St.	57 55				
272	H	UC Santa Barbara	66 63	179	H	Hawaii	62 49				
288	H	CSUN	61 39	287	A	UC Riverside	70 <b>75</b>				
312	A	Cal Poly	42 36	10	A	Stanford	55 <b>67</b>				

Non-Div I Games: William Jessup 96 32

UC Davis

■ Loss, 
 ■ Non-Conf, 
 ■ S Site, 
 ■ Home 
 ■ A Away 
 N Neutral

U  
C  
I  
r  
v  
i  
n  
eU  
C  
I  
r  
v  
i  
n  
e

UC Irvine

Page 300

Average RPI Win:	267	WON-LOST	WINNING	LAST 10	STRENGTH OF	OPP. STRENGTH	TEAM	ADJ.	CONF.	ADJ CONF.
Average RPI Loss:	186	RECORD	PCT. RANK	GAMES	SCHEDULE	OF SCHEDULE	RPI	RPI	RPI	RPI
DIV. I ONLY	7- 16	279	4-6	239	230	287	287	27	27	
DIV. I NON-CONF.	4- 10	259	1-0	195	192	259	259	26	26	
TOTALS	RPI 1-25	RPI 26-50	W-L RECORDS	RPI 51-100	RPI 101-150	RPI 150+				
7- 16	0- 2	0- 0	OVERALL	0- 1	0- 2	7- 11				
5- 4	0- 0	0- 0	HOME	0- 1	0- 0	5- 3				
2- 12	0- 2	0- 0	AWAY	0- 0	0- 2	2- 8				
0- 0	0- 0	0- 0	NEUTRAL	0- 0	0- 0	0- 0				
4- 10	0- 2	0- 0	NON-CONFERENCE	0- 1	0- 2	4- 5				
3- 2	0- 0	0- 0	HOME	0- 1	0- 0	3- 1				
1- 8	0- 2	0- 0	AWAY	0- 0	0- 2	1- 4				
0- 0	0- 0	0- 0	NEUTRAL	0- 0	0- 0	0- 0				
3- 6	0- 0	0- 0	CONFERENCE	0- 0	0- 0	3- 6				
2- 2	0- 0	0- 0	HOME	0- 0	0- 0	2- 2				
1- 4	0- 0	0- 0	AWAY	0- 0	0- 0	1- 4				
0- 0	0- 0	0- 0	NEUTRAL	0- 0	0- 0	0- 0				

RPI 1-25				RPI 26-50				RPI 51-100				RPI 101+ Team's RPI: 287			
RPI	S	Opponent	Score	RPI	S	Opponent	Score	RPI	S	Opponent	Score	RPI	S	Opponent	Score
1	A	Oregon	41 84					81	H	Southern California	59 76	114	A	VCU	51 67
21	A	Arizona	27 70									135	A	California	61 84
												159	H	UC Davis	75 70
												164	A	Southern Utah	68 79
												179	A	Hawaii	57 80
												179	H	Hawaii	59 65
												193	A	New Mexico	70 80
												212	A	UTEP	50 63
												216	H	CSU Bakersfield	53 52
												232	A	Cal St. Fullerton	61 71
												266	A	Long Beach St.	67 73
												268	A	Colorado St.	40 52
												272	H	UC Santa Barbara	66 61
												288	A	CSUN	67 62
												290	H	California Baptist	80 64
												302	H	UC Irvine	53 77
												312	A	Cal Poly	70 75
												321	H	Weber St.	54 64
												322	A	New Mexico St.	60 58
												324	H	Utah Valley	67 53
LAST 10 Division I															
232	A	Cal St. Fullerton	61 71	312	A	Cal Poly	70 75								
288	A	CSUN	67 62	272	H	UC Santa Barbara	66 61								
302	H	UC Irvine	53 77	179	A	Hawaii	57 80								
266	A	Long Beach St.	67 73	159	H	UC Davis	75 70								
179	H	Hawaii	59 65	216	H	CSU Bakersfield	53 52								

Non-Div I Games:

UC Riverside

■ Loss, 
 ■ Non-Conf, 
 ■ S Site, 
 ■ Home 
 ■ A Away 
 N Neutral

Average RPI Win: 270		WON-LOST	WINNING	LAST 10	STRENGTH OF	OPP. STRENGTH	TEAM	ADJ.	CONF.	ADJ CONF.
Average RPI Loss: 177		RECORD	PCT. RANK	GAMES	SCHEDULE	OF SCHEDULE	RPI	RPI	RPI	RPI
DIV. I ONLY		8- 13	242	4-6	230	290	272	272	27	27
DIV. I NON-CONF.		4- 8	235	0-1	177	297	262	262	26	26
TOTALS		RPI 1-25	RPI 26-50	W-L RECORDS	RPI 51-100	RPI 101-150	RPI 150+			
8- 13	0- 1		0- 0	OVERALL	1- 0	0- 2	7- 10			
5- 5	0- 0		0- 0	HOME	1- 0	0- 1	4- 4			
2- 7	0- 1		0- 0	AWAY	0- 0	0- 0	2- 6			
1- 1	0- 0		0- 0	NEUTRAL	0- 0	0- 1	1- 0			
4- 8	0- 1		0- 0	NON-CONFERENCE	1- 0	0- 2	3- 5			
3- 2	0- 0		0- 0	HOME	1- 0	0- 1	2- 1			
0- 5	0- 1		0- 0	AWAY	0- 0	0- 0	0- 4			
1- 1	0- 0		0- 0	NEUTRAL	0- 0	0- 1	1- 0			
4- 5	0- 0		0- 0	CONFERENCE	0- 0	0- 0	4- 5			
2- 3	0- 0		0- 0	HOME	0- 0	0- 0	2- 3			
2- 2	0- 0		0- 0	AWAY	0- 0	0- 0	2- 2			
0- 0	0- 0		0- 0	NEUTRAL	0- 0	0- 0	0- 0			

RPI 1-25					RPI 26-50					RPI 51-100					RPI 101+					Team's RPI: 272	
RPI	S	Opponent	Score		RPI	S	Opponent	Score		RPI	S	Opponent	Score		RPI	S	Opponent	Score			
21	A	Arizona	42	61						81	H	Southern California	57	46	104	N	SFA	56	67		
															105	H	Pacific	53	63		
															151	H	San Jose St.	70	73		
															155	A	Saint Mary's (CA)	43	64		
															159	A	UC Davis	63	66		
															159	H	UC Davis	46	56		
															179	H	Hawaii	51	63		
															216	A	CSU Bakersfield	62	66		
															232	A	Cal St. Fullerton	75	66		
															232	H	Cal St. Fullerton	68	70		
															237	A	Grand Canyon	57	58		
															257	H	San Diego St.	64	52		
															287	A	UC Riverside	61	66		
															290	A	California Baptist	81	85		
															302	A	UC Irvine	65	61		
															302	H	UC Irvine	67	57		
															312	H	Cal Poly	52	50		
															324	H	Utah Valley	59	51		
															350	N	Chicago St.	96	65		
LAST 10 Division I																					
					179	H	Hawaii	51	63	287	A	UC Riverside	61	66							
					302	H	UC Irvine	67	57	302	A	UC Irvine	65	61							
					159	A	UC Davis	63	66	312	H	Cal Poly	52	50							
					232	A	Cal St. Fullerton	75	66	232	H	Cal St. Fullerton	68	70							
					159	H	UC Davis	46	56	21	A	Arizona	42	61							

Non-Div I Games:	Ottawa (AZ)	72	57
------------------	-------------	----	----

UC Santa Barbara

■ Loss, ■ Non-Conf, S Site, H Home A Away N Neutral

Average RPI Win:	175	WON-LOST	WINNING	LAST 10	STRENGTH OF	OPP. STRENGTH	TEAM	ADJ.	CONF.	ADJ CONF.
Average RPI Loss:	55	RECORD	PCT. RANK	GAMES	SCHEDULE	OF SCHEDULE	RPI	RPI	RPI	RPI
DIV. I ONLY	13- 8	97	6-4	36	79	54	54	9	9	
DIV. I NON-CONF.	8- 4	90	1-0	17	97	40	40	9	9	
TOTALS	RPI 1-25	RPI 26-50	W-L RECORDS	RPI 51-100	RPI 101-150	RPI 150+				
13- 8	1- 3	0- 1	OVERALL	1- 3	1- 1	10- 0				
10- 1	1- 1	0- 0	HOME	0- 0	0- 0	9- 0				
3- 5	0- 1	0- 0	AWAY	1- 3	1- 1	1- 0				
0- 2	0- 1	0- 1	NEUTRAL	0- 0	0- 0	0- 0				
8- 4	1- 2	0- 1	NON-CONFERENCE	0- 1	1- 0	6- 0				
7- 0	1- 0	0- 0	HOME	0- 0	0- 0	6- 0				
1- 2	0- 1	0- 0	AWAY	0- 1	1- 0	0- 0				
0- 2	0- 1	0- 1	NEUTRAL	0- 0	0- 0	0- 0				
5- 4	0- 1	0- 0	CONFERENCE	1- 2	0- 1	4- 0				
3- 1	0- 1	0- 0	HOME	0- 0	0- 0	3- 0				
2- 3	0- 0	0- 0	AWAY	1- 2	0- 1	1- 0				
0- 0	0- 0	0- 0	NEUTRAL	0- 0	0- 0	0- 0				

RPI 1-25				RPI 26-50				RPI 51-100 Team's RPI: 54				RPI 101+			
RPI	S	Opponent	Score	RPI	S	Opponent	Score	RPI	S	Opponent	Score	RPI	S	Opponent	Score
5	N	UCLA	56 61	44	N	James Madison	43 46	57	A	Belmont	37 72	104	A	SFA	63 57
7	H	UConn	52 59					67	A	South Fla.	64 57	144	A	Tulane	59 60
18	H	Central Mich.	64 58					73	A	Temple	65 67	155	H	Saint Mary's (CA)	67 58
25	A	FGCU	50 72					82	A	Cincinnati	64 81	156	H	Wright St.	69 53
												161	H	Memphis	82 66
												180	H	Quinnipiac	80 58
												190	H	Delaware	75 49
												227	H	Stetson	66 40
												230	H	SMU	67 57
												245	A	Tulsa	62 49
												262	H	East Carolina	91 55
												277	H	Pittsburgh	74 58
LAST 10 Division I															
245	A	Tulsa	62 49	67	A	South Fla.	64 57								
230	H	SMU	67 57	7	H	UConn	52 59								
73	A	Temple	65 67	82	A	Cincinnati	64 81								
161	H	Memphis	82 66	262	H	East Carolina	91 55								
144	A	Tulane	59 60	18	H	Central Mich.	64 58								

Non-Div I Games:

UCF

Average RPI Win:	115	WON-LOST	WINNING	LAST 10	STRENGTH OF	OPP. STRENGTH	TEAM	ADJ.	CONF.	ADJ CONF.
Average RPI Loss:	51	RECORD	PCT. RANK	GAMES	SCHEDULE	OF SCHEDULE	RPI	RPI	RPI	RPI
DIV. I ONLY	21- 2	8	8-2	44	20	5	5	1	1	
DIV. I NON-CONF.	11- 0	1	0	155	62	13	13	1	1	
TOTALS	RPI 1-25	RPI 26-50	W-L RECORDS	RPI 51-100	RPI 101-150	RPI 150+				
21- 2	3- 1	3- 0	OVERALL	7- 1	3- 0	5- 0				
11- 0	1- 0	2- 0	HOME	2- 0	2- 0	4- 0				
9- 2	2- 1	1- 0	AWAY	4- 1	1- 0	1- 0				
1- 0	0- 0	0- 0	NEUTRAL	1- 0	0- 0	0- 0				
11- 0	1- 0	1- 0	NON-CONFERENCE	3- 0	1- 0	5- 0				
6- 0	0- 0	1- 0	HOME	0- 0	1- 0	4- 0				
4- 0	1- 0	0- 0	AWAY	2- 0	0- 0	1- 0				
1- 0	0- 0	0- 0	NEUTRAL	1- 0	0- 0	0- 0				
10- 2	2- 1	2- 0	CONFERENCE	4- 1	2- 0	0- 0				
5- 0	1- 0	1- 0	HOME	2- 0	1- 0	0- 0				
5- 2	1- 1	1- 0	AWAY	2- 1	1- 0	0- 0				
0- 0	0- 0	0- 0	NEUTRAL	0- 0	0- 0	0- 0				

RPI 1-25				Team's RPI: 5				RPI 26-50				RPI 51-100				RPI 101+			
RPI	S	Opponent	Score					RPI	S	Opponent	Score	RPI	S	Opponent	Score	RPI	S	Opponent	Score
10	A	Stanford	79 69					27	A	Arizona St.	70 61	51	A	Virginia	73 62	105	H	Pacific	68 57
15	A	Indiana	68 58					27	H	Arizona St.	68 66	54	N	UCF	61 56	132	H	Washington	85 80
21	A	Arizona	66 92					41	H	Yale	100 65	66	A	Colorado	65 62	135	A	California	74 70
21	H	Arizona	70 58									81	A	Southern California	68 70	233	H	Northern Colo.	92 58
												81	H	Southern California	83 59	266	H	Long Beach St.	86 51
												83	A	Georgia	59 50	280	H	LMU (CA)	74 52
												92	A	Utah	84 54	288	A	CSUN	58 44
												93	H	Washington St.	66 50	321	H	Weber St.	85 45
LAST 10 Division I																			
135	A	California	74 70					132	H	Washington	85 80								
10	A	Stanford	79 69					81	A	Southern California	68 70								
27	A	Arizona St.	70 61					66	A	Colorado	65 62								
21	A	Arizona	66 92					92	A	Utah	84 54								
93	H	Washington St.	66 50					21	H	Arizona	70 58								

Non-Div I Games:

UCLA



Average RPI Win:	111	WON-LOST	WINNING	LAST 10	STRENGTH OF	OPP. STRENGTH	TEAM	ADJ.	CONF.	ADJ CONF.
Average RPI Loss:	5	RECORD	PCT. RANK	GAMES	SCHEDULE	OF SCHEDULE	RPI	RPI	RPI	RPI
DIV. I ONLY	20- 2	10	8-2	29	4	7	7	9	9	
DIV. I NON-CONF.	10- 2	29	1-2	7	1	3	3	9	9	
TOTALS	RPI 1-25	RPI 26-50	W-L RECORDS	RPI 51-100	RPI 101-150	RPI 150+				
20- 2	1- 2	3- 0	OVERALL	6- 0	4- 0	6- 0				
9- 2	0- 2	1- 0	HOME	2- 0	3- 0	3- 0				
10- 0	1- 0	1- 0	AWAY	4- 0	1- 0	3- 0				
1- 0	0- 0	1- 0	NEUTRAL	0- 0	0- 0	0- 0				
10- 2	1- 2	3- 0	NON-CONFERENCE	3- 0	3- 0	0- 0				
4- 2	0- 2	1- 0	HOME	1- 0	2- 0	0- 0				
5- 0	1- 0	1- 0	AWAY	2- 0	1- 0	0- 0				
1- 0	0- 0	1- 0	NEUTRAL	0- 0	0- 0	0- 0				
10- 0	0- 0	0- 0	CONFERENCE	3- 0	1- 0	6- 0				
5- 0	0- 0	0- 0	HOME	1- 0	1- 0	3- 0				
5- 0	0- 0	0- 0	AWAY	2- 0	0- 0	3- 0				
0- 0	0- 0	0- 0	NEUTRAL	0- 0	0- 0	0- 0				

RPI 1-25				Team's RPI: 7		RPI 26-50				RPI 51-100				RPI 101+			
RPI	S	Opponent	Score	RPI	S	Opponent	Score	RPI	S	Opponent	Score	RPI	S	Opponent	Score		
1	H	Oregon	56 74	26	A	Ohio St.	73 62	51	H	Virginia	83 44	103	H	Notre Dame	81 57		
8	H	Baylor	58 74	38	N	Oklahoma	97 53	54	A	UCF	59 52	106	A	Vanderbilt	64 51		
20	A	DePaul	84 74	45	H	Tennessee	60 45	62	A	Dayton	75 37	135	H	California	72 61		
								63	A	Seton Hall	92 78	148	H	Wichita St.	83 55		
								73	A	Temple	83 54	154	H	Houston	91 51		
								82	H	Cincinnati	80 50	161	A	Memphis	68 56		
												161	H	Memphis	94 55		
												230	A	SMU	80 42		
												245	H	Tulsa	92 34		
												262	A	East Carolina	98 42		
LAST 10 Division I																	
161	H	Memphis	94 55	245	H	Tulsa	92 34										
1	H	Oregon	56 74	54	A	UCF	59 52										
82	H	Cincinnati	80 50	161	A	Memphis	68 56										
262	A	East Carolina	98 42	154	H	Houston	91 51										
45	H	Tennessee	60 45	8	H	Baylor	58 74										

Non-Div I Games:

UConn

UIC				STRENGTH OF SCHEDULE	OPP. STRENGTH OF SCHEDULE	TEAM RPI	ADJ. RPI	CONF. RPI	ADJ CONF. RPI
Average RPI Win:	292	WON-LOST RECORD	WINNING PCT. RANK						
Average RPI Loss:	197		LAST 10 GAMES						
DIV. I ONLY	3- 21	339	2-8	311	267	342	342	22	22
DIV. I NON-CONF.	1- 10	329	0	308	212	338	338	19	19
-----									
TOTALS	RPI 1-25		RPI 26-50	W-L RECORDS	RPI 51-100	RPI 101-150		RPI 150+	
3- 21	0- 1		0- 0	OVERALL	0- 1	0- 3		3- 16	
2- 10	0- 1		0- 0	HOME	0- 1	0- 0		2- 8	
1- 11	0- 0		0- 0	AWAY	0- 0	0- 3		1- 8	
0- 0	0- 0		0- 0	NEUTRAL	0- 0	0- 0		0- 0	
1- 10	0- 1		0- 0	NON-CONFERENCE	0- 0	0- 2		1- 7	
0- 5	0- 1		0- 0	HOME	0- 0	0- 0		0- 4	
1- 5	0- 0		0- 0	AWAY	0- 0	0- 2		1- 3	
0- 0	0- 0		0- 0	NEUTRAL	0- 0	0- 0		0- 0	
2- 11	0- 0		0- 0	CONFERENCE	0- 1	0- 1		2- 9	
2- 5	0- 0		0- 0	HOME	0- 1	0- 0		2- 4	
0- 6	0- 0		0- 0	AWAY	0- 0	0- 1		0- 5	
0- 0	0- 0		0- 0	NEUTRAL	0- 0	0- 0		0- 0	

RPI 1-25				RPI 26-50				RPI 51-100				RPI 101+ Team's RPI: 342			
RPI	S	Opponent	Score	RPI	S	Opponent	Score	RPI	S	Opponent	Score	RPI	S	Opponent	Score
24	H	Florida St.	42 86					55	H	IUPUI	49 88	115	A	Kansas	50 91
												119	A	Kansas St.	40 84
												140	A	Green Bay	36 73
												156	H	Wright St.	43 58
												165	H	Eastern Mich.	59 68
												168	A	Miami (OH)	35 85
												178	H	Western Mich.	52 80
												184	A	Valparaiso	37 63
												191	A	Cleveland St.	44 84
												191	H	Cleveland St.	43 83
												201	H	Northern Ky.	46 88
												220	H	Eastern Ill.	45 80
												235	A	Milwaukee	55 71
												246	A	Youngstown St.	65 77
												246	H	Youngstown St.	59 53
												281	A	Oakland	46 63
												281	H	Oakland	70 64
												282	H	Indiana St.	40 61
												328	A	Detroit Mercy	52 58
												328	H	Detroit Mercy	62 70
												330	A	Purdue Fort Wayne	50 61
												350	A	Chicago St.	73 61
-----															
LAST 10 Division I															
328	A	Detroit Mercy	52 58	140	A	Green Bay	36 73								
281	A	Oakland	46 63	235	A	Milwaukee	55 71								
191	H	Cleveland St.	43 83	201	H	Northern Ky.	46 88								
246	H	Youngstown St.	59 53	156	H	Wright St.	43 58								
55	H	IUPUI	49 88	281	H	Oakland	70 64								

Non-Div I Games:

UIC

■ Loss, 
 ■ Non-Conf, 
 S Site, 
 ■ Home 
 ■ Away 
 N Neutral

UMBC										
Average RPI Win:	270	WON-LOST	WINNING	LAST 10	STRENGTH OF	OPP. STRENGTH	TEAM	ADJ.	CONF.	ADJ CONF.
Average RPI Loss:	202	RECORD	PCT. RANK	GAMES	SCHEDULE	OF SCHEDULE	RPI	RPI	RPI	RPI
DIV. I ONLY	7- 14	267	4-6	268	339	295	295	28	28	
DIV. I NON-CONF.	3- 7	252	0	263	328	300	300	28	28	
<hr/>										
TOTALS	RPI 1-25	RPI 26-50	W-L RECORDS	RPI 51-100	RPI 101-150	RPI 150+				
7- 14	0- 0	0- 0	OVERALL	0- 3	0- 1	7- 10				
4- 4	0- 0	0- 0	HOME	0- 1	0- 0	4- 3				
3- 8	0- 0	0- 0	AWAY	0- 2	0- 1	3- 5				
0- 2	0- 0	0- 0	NEUTRAL	0- 0	0- 0	0- 2				
3- 7	0- 0	0- 0	NON-CONFERENCE	0- 1	0- 1	3- 5				
2- 1	0- 0	0- 0	HOME	0- 0	0- 0	2- 1				
1- 4	0- 0	0- 0	AWAY	0- 1	0- 1	1- 2				
0- 2	0- 0	0- 0	NEUTRAL	0- 0	0- 0	0- 2				
4- 7	0- 0	0- 0	CONFERENCE	0- 2	0- 0	4- 5				
2- 3	0- 0	0- 0	HOME	0- 1	0- 0	2- 2				
2- 4	0- 0	0- 0	AWAY	0- 1	0- 0	2- 3				
0- 0	0- 0	0- 0	NEUTRAL	0- 0	0- 0	0- 0				

RPI 1-25				RPI 26-50				RPI 51-100				RPI 101+				Team's RPI: 295	
RPI	S	Opponent	Score	RPI	S	Opponent	Score	RPI	S	Opponent	Score	RPI	S	Opponent	Score		
								75	A	Stony Brook	45	57	124	A	William & Mary	48	76
								75	H	Stony Brook	49	66	160	A	Lafayette	65	58
								88	A	Syracuse	48	82	200	H	Binghamton	43	61
												202	A	Mt. St. Mary's	61	71	
												207	N	La Salle	58	74	
												217	A	UMass Lowell	64	75	
												217	H	UMass Lowell	65	52	
												223	A	Maine	74	54	
												224	N	Kennesaw St.	44	59	
												254	H	Morgan St.	65	63	
												256	H	New Hampshire	63	72	
												267	H	Howard	61	72	
												276	A	Wagner	60	67	
												305	A	Vermont	58	60	
												310	A	Albany (NY)	51	56	
												343	H	Coppin St.	71	48	
												348	A	Hartford	56	47	
												348	H	Hartford	61	54	
LAST 10 Division I																	
				217	H	UMass Lowell	65	52				348	H	Hartford	61	54	
				348	A	Hartford	56	47				256	H	New Hampshire	63	72	
				75	H	Stony Brook	49	66				305	A	Vermont	58	60	
				310	A	Albany (NY)	51	56				200	H	Binghamton	43	61	
				223	A	Maine	74	54				217	A	UMass Lowell	64	75	

Non-Div I Games: Gettysburg 92 50

UMBC

■ Loss, 
 ■ Non-Conf, 
 ■ S Site, 
 ■ H Home 
 ■ A Away 
 N Neutral

UMES				Through Games Of Feb. 9, 2020						
Average RPI Win:	259	WON-LOST	WINNING	LAST 10	STRENGTH OF	OPP. STRENGTH	TEAM	ADJ.	CONF.	ADJ CONF.
Average RPI Loss:	177	RECORD	PCT. RANK	GAMES	SCHEDULE	OF SCHEDULE	RPI	RPI	RPI	RPI
DIV. I ONLY		3- 16	323	2-8	174	301	314	314	29	29
DIV. I NON-CONF.		1- 10	329	0-2	100	184	304	304	29	29
-----										
TOTALS	RPI 1-25	RPI 26-50		W-L RECORDS	RPI 51-100		RPI 101-150		RPI 150+	
3- 16	0- 0	0- 2		OVERALL	0- 2		0- 3		3- 9	
2- 6	0- 0	0- 0		HOME	0- 0		0- 2		2- 4	
1- 10	0- 0	0- 2		AWAY	0- 2		0- 1		1- 5	
0- 0	0- 0	0- 0		NEUTRAL	0- 0		0- 0		0- 0	
1- 10	0- 0	0- 2		NON-CONFERENCE	0- 2		0- 2		1- 4	
1- 3	0- 0	0- 0		HOME	0- 0		0- 1		1- 2	
0- 7	0- 0	0- 2		AWAY	0- 2		0- 1		0- 2	
0- 0	0- 0	0- 0		NEUTRAL	0- 0		0- 0		0- 0	
2- 6	0- 0	0- 0		CONFERENCE	0- 0		0- 1		2- 5	
1- 3	0- 0	0- 0		HOME	0- 0		0- 1		1- 2	
1- 3	0- 0	0- 0		AWAY	0- 0		0- 0		1- 3	
0- 0	0- 0	0- 0		NEUTRAL	0- 0		0- 0		0- 0	

RPI 1-25				RPI 26-50				RPI 51-100				RPI 101+ Team's RPI: 314			
RPI	S	Opponent	Score	RPI	S	Opponent	Score	RPI	S	Opponent	Score	RPI	S	Opponent	Score
				32	A	Old Dominion	39 48	76	A	Charlotte	44 64	124	A	William & Mary	50 78
				33	A	Virginia Tech	43 86	88	A	Syracuse	50 65	130	H	Richmond	52 64
												139	H	N.C. A&T	31 67
												153	A	UNC Greensboro	48 86
												172	A	Norfolk St.	45 68
												202	H	Mt. St. Mary's	78 76
												239	H	Georgetown	39 57
												254	A	Morgan St.	71 61
												254	H	Morgan St.	44 55
												259	H	Longwood	62 71
												262	A	East Carolina	42 57
												264	A	Delaware St.	58 72
												267	H	Howard	58 79
												320	H	N.C. Central	65 63
												346	A	South Carolina St.	55 60
LAST 10 Division I															
				254	A	Morgan St.	71 61	320	H	N.C. Central	65 63				
				264	A	Delaware St.	58 72	139	H	N.C. A&T	31 67				
				254	H	Morgan St.	44 55	267	H	Howard	58 79				
				346	A	South Carolina St.	55 60	76	A	Charlotte	44 64				
				172	A	Norfolk St.	45 68	239	H	Georgetown	39 57				

Non-Div I Games: Greensboro 65 48 Wesley 75 29

UMES

Loss, Non-Conf, S Site, H Home A Away N Neutral

UMKC				STRENGTH OF SCHEDULE	OPP. STRENGTH OF SCHEDULE	TEAM RPI	ADJ. RPI	CONF. RPI	ADJ CONF. RPI
Average RPI Win:	276	WON-LOST RECORD	WINNING PCT. RANK						
Average RPI Loss:	159		LAST 10 GAMES						
DIV. I ONLY	13- 9	113	8-2	330	211	219	219	31	31
DIV. I NON-CONF.	5- 7	205	0	264	40	261	261	32	32
-----									
TOTALS	RPI 1-25		RPI 26-50	W-L RECORDS	RPI 51-100	RPI 101-150		RPI 150+	
13- 9	0- 1		0- 0	OVERALL	0- 0	1- 5		12- 3	
8- 4	0- 0		0- 0	HOME	0- 0	1- 4		7- 0	
5- 5	0- 1		0- 0	AWAY	0- 0	0- 1		5- 3	
0- 0	0- 0		0- 0	NEUTRAL	0- 0	0- 0		0- 0	
5- 7	0- 1		0- 0	NON-CONFERENCE	0- 0	1- 5		4- 1	
4- 4	0- 0		0- 0	HOME	0- 0	1- 4		3- 0	
1- 3	0- 1		0- 0	AWAY	0- 0	0- 1		1- 1	
0- 0	0- 0		0- 0	NEUTRAL	0- 0	0- 0		0- 0	
8- 2	0- 0		0- 0	CONFERENCE	0- 0	0- 0		8- 2	
4- 0	0- 0		0- 0	HOME	0- 0	0- 0		4- 0	
4- 2	0- 0		0- 0	AWAY	0- 0	0- 0		4- 2	
0- 0	0- 0		0- 0	NEUTRAL	0- 0	0- 0		0- 0	

RPI 1-25				RPI 26-50				RPI 51-100				RPI 101+ Team's RPI: 219			
RPI	S	Opponent	Score	RPI	S	Opponent	Score	RPI	S	Opponent	Score	RPI	S	Opponent	Score
4	A	Missouri St.	58 83									105	A	Pacific	60 89
												108	H	Liberty	44 68
												119	H	Kansas St.	67 74
												120	H	Davidson	64 74
												131	H	Missouri	59 56
												136	H	Loyola Chicago	67 72
												192	H	Portland St.	87 69
												216	A	CSU Bakersfield	60 70
												226	A	George Mason	64 58
												237	A	Grand Canyon	74 53
												290	H	California Baptist	75 65
												294	H	Denver	83 79
												303	A	Omaha	53 57
												306	H	Eastern Wash.	66 55
												307	A	UTRGV	72 58
												307	H	UTRGV	60 56
												309	A	Seattle U	76 65
												322	A	New Mexico St.	55 50
												322	H	New Mexico St.	56 52
												324	A	Utah Valley	41 62
												350	H	Chicago St.	73 57
-----															
LAST 10 Division I															
				322	A	New Mexico St.	55 50	216	A	CSU Bakersfield	60 70				
				307	A	UTRGV	72 58	322	H	New Mexico St.	56 52				
				350	H	Chicago St.	73 57	307	H	UTRGV	60 56				
				290	H	California Baptist	75 65	324	A	Utah Valley	41 62				
				237	A	Grand Canyon	74 53	309	A	Seattle U	76 65				

Non-Div I Games: Rockhurst 78 60 Science &amp; Arts Okla74 43

UMKC

Loss, Non-Conf, S Site, H Home A Away N Neutral

Average RPI Win:	293	WON-LOST	WINNING	LAST 10	STRENGTH OF	OPP. STRENGTH	TEAM	ADJ.	CONF.	ADJ CONF.
Average RPI Loss:	133	RECORD	PCT. RANK	GAMES	SCHEDULE	OF SCHEDULE	RPI	RPI	RPI	RPI
DIV. I ONLY	12- 12	175	7-3	236	310	217	217	28	28	
DIV. I NON-CONF.	4- 9	250	0	243	278	279	279	28	28	
TOTALS	RPI 1-25	RPI 26-50	W-L RECORDS	RPI 51-100	RPI 101-150	RPI 150+				
12- 12	0- 0	0- 1	OVERALL	0- 4	0- 4	12- 3				
7- 5	0- 0	0- 1	HOME	0- 1	0- 2	7- 1				
5- 7	0- 0	0- 0	AWAY	0- 3	0- 2	5- 2				
0- 0	0- 0	0- 0	NEUTRAL	0- 0	0- 0	0- 0				
4- 9	0- 0	0- 1	NON-CONFERENCE	0- 2	0- 4	4- 2				
2- 4	0- 0	0- 1	HOME	0- 0	0- 2	2- 1				
2- 5	0- 0	0- 0	AWAY	0- 2	0- 2	2- 1				
0- 0	0- 0	0- 0	NEUTRAL	0- 0	0- 0	0- 0				
8- 3	0- 0	0- 0	CONFERENCE	0- 2	0- 0	8- 1				
5- 1	0- 0	0- 0	HOME	0- 1	0- 0	5- 0				
3- 2	0- 0	0- 0	AWAY	0- 1	0- 0	3- 1				
0- 0	0- 0	0- 0	NEUTRAL	0- 0	0- 0	0- 0				

RPI	S	Opponent	Score	RPI	S	Opponent	Score	RPI	S	Opponent	Score	RPI	S	Opponent	Score	Team's RPI: 217
41	H	Yale	59 67	75	A	Stony Brook	41 60	115	A	Kansas	44 79	134	H	Cornell	56 70	
				75	H	Stony Brook	69 89	142	A	Providence	38 63	149	H	Massachusetts	58 74	
				77	A	Boston College	46 89	199	H	Dartmouth	51 62	200	A	Binghamton	66 56	
				84	A	Colgate	51 73	206	A	Merrimack	50 73	223	H	Maine	66 57	
								256	A	New Hampshire	66 53	256	H	New Hampshire	58 53	
								295	A	UMBC	52 65	295	H	UMBC	75 64	
								305	H	Vermont	61 47	310	H	Albany (NY)	53 51	
								317	A	Bryant	55 35	325	H	Fairleigh Dickinson	61 56	
								336	H	LIU Brooklyn	65 56	344	A	Central Conn. St.	56 54	
								348	A	Hartford	68 63					
LAST 10 Division I																
295	A	UMBC	52 65	310	H	Albany (NY)	53 51									
75	H	Stony Brook	69 89	223	H	Maine	66 57									
256	A	New Hampshire	66 53	200	A	Binghamton	66 56									
75	A	Stony Brook	41 60	348	A	Hartford	68 63									
305	H	Vermont	61 47	295	H	UMBC	75 64									

Non-Div I Games:

UMass Lowell

■ Loss, 
 ■ Non-Conf, 
 ■ S Site, 
 ■ H Home 
 ■ A Away 
 N Neutral

UNC Asheville

Through Games Of Feb. 9, 2020

Average RPI Win:	260	WON-LOST	WINNING	LAST 10	STRENGTH OF	OPP. STRENGTH	TEAM	ADJ.	CONF.	ADJ CONF.
Average RPI Loss:	203	RECORD	PCT. RANK	GAMES	SCHEDULE	OF SCHEDULE	RPI	RPI	RPI	RPI
DIV. I ONLY	10- 10	175	4-6	286	337	244	244	25	25	
DIV. I NON-CONF.	4- 3	138	0	334	320	231	231	27	27	
TOTALS	RPI 1-25	RPI 26-50	W-L RECORDS	RPI 51-100	RPI 101-150	RPI 150+				
10- 10	0- 0	0- 0	OVERALL	0- 1	1- 1	9- 8				
4- 5	0- 0	0- 0	HOME	0- 0	1- 0	3- 5				
5- 5	0- 0	0- 0	AWAY	0- 1	0- 1	5- 3				
1- 0	0- 0	0- 0	NEUTRAL	0- 0	0- 0	1- 0				
4- 3	0- 0	0- 0	NON-CONFERENCE	0- 1	0- 0	4- 2				
1- 1	0- 0	0- 0	HOME	0- 0	0- 0	1- 1				
2- 2	0- 0	0- 0	AWAY	0- 1	0- 0	2- 1				
1- 0	0- 0	0- 0	NEUTRAL	0- 0	0- 0	1- 0				
6- 7	0- 0	0- 0	CONFERENCE	0- 0	1- 1	5- 6				
3- 4	0- 0	0- 0	HOME	0- 0	1- 0	2- 4				
3- 3	0- 0	0- 0	AWAY	0- 0	0- 1	3- 2				
0- 0	0- 0	0- 0	NEUTRAL	0- 0	0- 0	0- 0				

RPI S	Opponent	Score	RPI S	Opponent	Score	RPI S	Opponent	Score	RPI S	Opponent	Score	Team's RPI: 244
						74 A	Miami (FL)	46 75	117 A	Campbell	52 59	
									117 H	Campbell	60 52	
									153 H	UNC Greensboro	40 67	
									170 A	Hampton	59 68	
									170 H	Hampton	66 76	
									188 H	High Point	76 60	
									213 A	Radford	63 50	
									221 H	Gardner-Webb	59 65	
									241 N	Southern U.	53 34	
									253 A	Winthrop	50 43	
									259 A	Longwood	56 73	
									259 H	Longwood	51 54	
									265 A	Wofford	38 75	
									270 A	ETSU	72 54	
									304 H	Presbyterian	54 39	
									335 A	USC Upstate	68 48	
									337 A	Western Caro.	64 47	
									341 H	Charleston So.	48 60	
									346 H	South Carolina St.	82 51	
LAST 10 Division I												
			117 A	Campbell	52 59		221 H	Gardner-Webb	59 65			
			259 H	Longwood	51 54		341 H	Charleston So.	48 60			
			170 H	Hampton	66 76		213 A	Radford	63 50			
			253 A	Winthrop	50 43		188 H	High Point	76 60			
			259 A	Longwood	56 73		335 A	USC Upstate	68 48			

Non-Div I Games: Montreat 89 45 Lenoir-Rhyne 68 48

UNC Asheville

Loss, Non-Conf, S Site, H Home A Away N Neutral

UNC Greensboro

Through Games Of Feb. 9, 2020

Average RPI Win:	244	WON-LOST	WINNING	LAST 10	STRENGTH OF	OPP. STRENGTH	TEAM	ADJ.	CONF.	ADJ CONF.
Average RPI Loss:	165	RECORD	PCT. RANK	GAMES	SCHEDULE	OF SCHEDULE	RPI	RPI	RPI	RPI
DIV. I ONLY	14- 7	74	7-3	297	239	153	153	26	26	
DIV. I NON-CONF.	8- 4	90	1-0	167	293	96	96	22	22	
TOTALS	RPI 1-25	RPI 26-50	W-L RECORDS	RPI 51-100	RPI 101-150	RPI 150+				
14- 7	0- 0	0- 0	OVERALL	0- 1	2- 3	12- 3				
8- 2	0- 0	0- 0	HOME	0- 0	0- 1	8- 1				
6- 5	0- 0	0- 0	AWAY	0- 1	2- 2	4- 2				
0- 0	0- 0	0- 0	NEUTRAL	0- 0	0- 0	0- 0				
8- 4	0- 0	0- 0	NON-CONFERENCE	0- 1	2- 3	6- 0				
4- 1	0- 0	0- 0	HOME	0- 0	0- 1	4- 0				
4- 3	0- 0	0- 0	AWAY	0- 1	2- 2	2- 0				
0- 0	0- 0	0- 0	NEUTRAL	0- 0	0- 0	0- 0				
6- 3	0- 0	0- 0	CONFERENCE	0- 0	0- 0	6- 3				
4- 1	0- 0	0- 0	HOME	0- 0	0- 0	4- 1				
2- 2	0- 0	0- 0	AWAY	0- 0	0- 0	2- 2				
0- 0	0- 0	0- 0	NEUTRAL	0- 0	0- 0	0- 0				

RPI S	Opponent	Score	RPI S	Opponent	Score	RPI S	Opponent	Score	RPI S	Opponent	Score	Team's RPI: 153
						98 A	Coastal Caro.	54 63	108 A	Liberty	58 53	
									116 A	Wake Forest	67 65	
									117 A	Campbell	64 72	
									130 H	Richmond	62 70	
									139 A	N.C. A&T	48 57	
									175 H	Samford	42 56	
									188 H	High Point	82 70	
									196 A	Furman	59 53	
									234 A	Chattanooga	59 74	
									234 H	Chattanooga	49 41	
									244 A	UNC Asheville	67 40	
									250 H	Appalachian St.	54 47	
									252 A	Col. of Charleston	69 56	
									265 A	Wofford	61 66	
									270 A	ETSU	65 45	
									270 H	ETSU	63 47	
									314 H	UMES	86 48	
									315 H	Georgia St.	64 49	
									318 H	Mercer	67 51	
									337 H	Western Caro.	54 43	
LAST 10 Division I												
270 A	ETSU	65 45	196 A	Furman	59 53							
234 A	Chattanooga	59 74	337 H	Western Caro.	54 43							
175 H	Samford	42 56	234 H	Chattanooga	49 41							
318 H	Mercer	67 51	270 H	ETSU	63 47							
265 A	Wofford	61 66	250 H	Appalachian St.	54 47							

Non-Div I Games: Erskine 106 44 Concord 80 45 Lenoir-Rhyne 84 59

UNC Greensboro

Loss, Non-Conf, S Site, H Home A Away N Neutral



Average RPI Win:	256	WON-LOST	WINNING	LAST 10	STRENGTH OF	OPP. STRENGTH	TEAM	ADJ.	CONF.	ADJ CONF.
Average RPI Loss:	141	RECORD	PCT. RANK	GAMES	SCHEDULE	OF SCHEDULE	RPI	RPI	RPI	RPI
DIV. I ONLY	5- 15	304	2-8	119	231	260	260	14	14	
DIV. I NON-CONF.	2- 7	288	0	129	331	276	276	13	13	
TOTALS	RPI 1-25	RPI 26-50	W-L RECORDS	RPI 51-100	RPI 101-150	RPI 150+				
5- 15	0- 1	0- 1	OVERALL	0- 3	1- 5	4- 5				
2- 8	0- 0	0- 1	HOME	0- 2	0- 2	2- 3				
3- 6	0- 1	0- 0	AWAY	0- 0	1- 3	2- 2				
0- 1	0- 0	0- 0	NEUTRAL	0- 1	0- 0	0- 0				
2- 7	0- 1	0- 0	NON-CONFERENCE	0- 2	0- 1	2- 3				
1- 3	0- 0	0- 0	HOME	0- 1	0- 0	1- 2				
1- 3	0- 1	0- 0	AWAY	0- 0	0- 1	1- 1				
0- 1	0- 0	0- 0	NEUTRAL	0- 1	0- 0	0- 0				
3- 8	0- 0	0- 1	CONFERENCE	0- 1	1- 4	2- 2				
1- 5	0- 0	0- 1	HOME	0- 1	0- 2	1- 1				
2- 3	0- 0	0- 0	AWAY	0- 0	1- 2	1- 1				
0- 0	0- 0	0- 0	NEUTRAL	0- 0	0- 0	0- 0				

RPI 1-25				RPI 26-50				RPI 51-100				RPI 101+ Team's RPI: 260			
RPI	S	Opponent	Score	RPI	S	Opponent	Score	RPI	S	Opponent	Score	RPI	S	Opponent	Score
13	A	NC State	40 80	44	H	James Madison	58 66	56	H	Drexel	72 73	116	A	Wake Forest	55 65
								77	N	North Carolina	45 85	124	A	William & Mary	72 55
								98	H	Coastal Caro.	43 62	124	H	William & Mary	55 63
												137	A	Elon	53 77
												137	H	Elon	57 60
												145	A	Northeastern	61 63
												182	H	Towson	41 62
												190	H	Delaware	71 65
												224	H	Kennesaw St.	56 58
												252	A	Col. of Charleston	63 67
												253	H	Winthrop	63 75
												259	A	Longwood	58 59
												304	A	Presbyterian	70 60
												316	A	Hofstra	62 59
												346	H	South Carolina St.	84 46
LAST 10 Division I															
124	H	William & Mary	55 63	182	H	Towson	41 62								
137	H	Elon	57 60	44	H	James Madison	58 66								
145	A	Northeastern	61 63	137	A	Elon	53 77								
316	A	Hofstra	62 59	124	A	William & Mary	72 55								
252	A	Col. of Charleston	63 67	56	H	Drexel	72 73								

Non-Div I Games: Catawba 75 78 Mount Olive 75 67

UNCW

Loss, Non-Conf, S Site, H Home A Away N Neutral

UNI		WON-LOST	WINNING	LAST 10	STRENGTH OF	OPP. STRENGTH	TEAM	ADJ.	CONF.	ADJ CONF.
Average RPI Win: 160		RECORD	PCT. RANK	GAMES	SCHEDULE	OF SCHEDULE	RPI	RPI	RPI	RPI
Average RPI Loss: 36										
DIV. I ONLY		13- 8	97	6-4	52	30	47	47	7	7
DIV. I NON-CONF.		7- 3	80	0	102	3	47	47	7	7
<hr/>										
TOTALS	RPI 1-25		RPI 26-50		W-L RECORDS		RPI 51-100		RPI 101-150	RPI 150+
13- 8	1- 2		1- 4		OVERALL		3- 2		3- 0	5- 0
8- 1	1- 1		0- 0		HOME		2- 0		1- 0	4- 0
5- 5	0- 1		1- 3		AWAY		1- 1		2- 0	1- 0
0- 2	0- 0		0- 1		NEUTRAL		0- 1		0- 0	0- 0
7- 3	1- 0		1- 2		NON-CONFERENCE		1- 1		2- 0	2- 0
3- 0	1- 0		0- 0		HOME		1- 0		0- 0	1- 0
4- 1	0- 0		1- 1		AWAY		0- 0		2- 0	1- 0
0- 2	0- 0		0- 1		NEUTRAL		0- 1		0- 0	0- 0
6- 5	0- 2		0- 2		CONFERENCE		2- 1		1- 0	3- 0
5- 1	0- 1		0- 0		HOME		1- 0		1- 0	3- 0
1- 4	0- 1		0- 2		AWAY		1- 1		0- 0	0- 0
0- 0	0- 0		0- 0		NEUTRAL		0- 0		0- 0	0- 0

RPI 1-25				RPI 26-50				Team's RPI: 47				RPI 51-100				RPI 101+			
RPI	S	Opponent	Score	RPI	S	Opponent	Score	RPI	S	Opponent	Score	RPI	S	Opponent	Score	RPI	S	Opponent	Score
4	A	Missouri St.	66 80	26	N	Ohio St.	46 64	55	H	IUPUI	51 50	131	A	Missouri	78 73				
4	H	Missouri St.	55 66	29	A	Drake	87 104	65	N	Alabama	77 87	136	H	Loyola Chicago	70 50				
6	H	Iowa	88 66	34	A	Creighton	54 57	80	A	Illinois St.	57 65	148	A	Wichita St.	61 50				
				43	A	Bradley	47 61	85	A	Southern Ill.	60 57	184	H	Valparaiso	77 70				
				49	A	Iowa St.	71 63	85	H	Southern Ill.	71 66	282	H	Indiana St.	73 43				
												292	H	North Dakota St.	95 63				
												303	A	Omaha	81 45				
												327	H	Evansville	76 60				
LAST 10 Division I																			
				85	H	Southern Ill.	71 66	43	A	Bradley	47 61								
				4	H	Missouri St.	55 66	282	H	Indiana St.	73 43								
				184	H	Valparaiso	77 70	327	H	Evansville	76 60								
				136	H	Loyola Chicago	70 50	4	A	Missouri St.	66 80								
				80	A	Illinois St.	57 65	85	A	Southern Ill.	60 57								

Non-Div I Games: Northwest Mo. St. 78 53

UNI

Loss, Non-Conf, S Site, H Home A Away N Neutral

Average RPI Win:	215	WON-LOST	WINNING	LAST 10	STRENGTH OF	OPP. STRENGTH	TEAM	ADJ.	CONF.	ADJ CONF.
Average RPI Loss:	133	RECORD	PCT. RANK	GAMES	SCHEDULE	OF SCHEDULE	RPI	RPI	RPI	RPI
DIV. I ONLY	12- 11	165	7-3	173	149	176	176	17	17	
DIV. I NON-CONF.	4- 7	225	0	188	57	243	243	23	23	
TOTALS	RPI 1-25	RPI 26-50	W-L RECORDS	RPI 51-100	RPI 101-150	RPI 150+				
12- 11	0- 0	0- 1	OVERALL	2- 4	1- 1	9- 5				
8- 5	0- 0	0- 1	HOME	2- 2	1- 1	5- 1				
4- 6	0- 0	0- 0	AWAY	0- 2	0- 0	4- 4				
0- 0	0- 0	0- 0	NEUTRAL	0- 0	0- 0	0- 0				
4- 7	0- 0	0- 1	NON-CONFERENCE	2- 2	0- 1	2- 3				
3- 4	0- 0	0- 1	HOME	2- 1	0- 1	1- 1				
1- 3	0- 0	0- 0	AWAY	0- 1	0- 0	1- 2				
0- 0	0- 0	0- 0	NEUTRAL	0- 0	0- 0	0- 0				
8- 4	0- 0	0- 0	CONFERENCE	0- 2	1- 0	7- 2				
5- 1	0- 0	0- 0	HOME	0- 1	1- 0	4- 0				
3- 3	0- 0	0- 0	AWAY	0- 1	0- 0	3- 2				
0- 0	0- 0	0- 0	NEUTRAL	0- 0	0- 0	0- 0				

RPI S	Opponent	Score	RPI S	Opponent	Score	RPI S	Opponent	Score	RPI S	Opponent	Score	Team's RPI: 176
36	H Duke	45 57	51	H Virginia	55 63	123	H Boise St.	66 65				
			59	A Fresno St.	58 72	137	H Elon	44 50				
			59	H Fresno St.	66 72	151	A San Jose St.	60 62				
			61	H St. John's (NY)	79 75	164	A Southern Utah	68 72				
			67	H South Fla.	61 51	187	A Pepperdine	69 44				
			81	A Southern California	54 75	193	A New Mexico	68 51				
						205	H Wyoming	65 53				
						232	H Cal St. Fullerton	58 64				
						237	A Grand Canyon	51 53				
						255	H Nevada	66 64				
						257	A San Diego St.	39 48				
						268	H Colorado St.	56 52				
						278	A Utah St.	60 46				
						278	H Utah St.	69 45				
						313	A Air Force	67 60				
						346	H South Carolina St.	66 57				
LAST 10 Division I												
59	A Fresno St.	58 72	193	A New Mexico	68 51							
278	H Utah St.	69 45	151	A San Jose St.	60 62							
268	H Colorado St.	56 52	205	H Wyoming	65 53							
257	A San Diego St.	39 48	123	H Boise St.	66 65							
255	H Nevada	66 64	313	A Air Force	67 60							

Non-Div I Games:

UNLV

■ Loss, 
 ■ Non-Conf, 
 ■ S Site, 
 ■ H Home 
 ■ A Away 
 N Neutral

## USC Upstate

Through Games Of Feb. 9, 2020

Average RPI Win:	335	WON-LOST	WINNING	LAST 10	STRENGTH OF	OPP. STRENGTH	TEAM	ADJ.	CONF.	ADJ CONF.
Average RPI Loss:	187	RECORD	PCT. RANK	GAMES	SCHEDULE	OF SCHEDULE	RPI	RPI	RPI	RPI
DIV. I ONLY	5- 15	304	1-9	310	313	335	335	25	25	
DIV. I NON-CONF.	3- 4	201	0	337	197	295	295	27	27	
TOTALS	RPI 1-25	RPI 26-50	W-L RECORDS	RPI 51-100	RPI 101-150	RPI 150+				
5- 15	0- 1	0- 0	OVERALL	0- 1	0- 2	5- 11				
5- 6	0- 0	0- 0	HOME	0- 0	0- 1	5- 5				
0- 9	0- 1	0- 0	AWAY	0- 1	0- 1	0- 6				
0- 0	0- 0	0- 0	NEUTRAL	0- 0	0- 0	0- 0				
3- 4	0- 1	0- 0	NON-CONFERENCE	0- 1	0- 0	3- 2				
3- 0	0- 0	0- 0	HOME	0- 0	0- 0	3- 0				
0- 4	0- 1	0- 0	AWAY	0- 1	0- 0	0- 2				
0- 0	0- 0	0- 0	NEUTRAL	0- 0	0- 0	0- 0				
2- 11	0- 0	0- 0	CONFERENCE	0- 0	0- 2	2- 9				
2- 6	0- 0	0- 0	HOME	0- 0	0- 1	2- 5				
0- 5	0- 0	0- 0	AWAY	0- 0	0- 1	0- 4				
0- 0	0- 0	0- 0	NEUTRAL	0- 0	0- 0	0- 0				

RPI 1-25				RPI 26-50				RPI 51-100				RPI 101+				Team's RPI: 335
RPI	S	Opponent	Score	RPI	S	Opponent	Score	RPI	S	Opponent	Score	RPI	S	Opponent	Score	
2	A	South Carolina	32 112					83	A	Georgia	53 67	117	A	Campbell	38 50	
												117	H	Campbell	72 80	
												170	A	Hampton	40 60	
												185	A	Jacksonville	43 87	
												188	A	High Point	46 85	
												188	H	High Point	45 81	
												213	H	Radford	41 57	
												221	A	Gardner-Webb	53 63	
												244	H	UNC Asheville	48 68	
												253	H	Winthrop	38 52	
												259	H	Longwood	62 70	
												262	A	East Carolina	48 69	
												304	A	Presbyterian	42 55	
												304	H	Presbyterian	70 60	
												337	H	Western Caro.	70 62	
												341	H	Charleston So.	70 53	
												346	H	South Carolina St.	58 47	
												347	H	Florida A&M	74 61	
LAST 10 Division I																
188	H	High Point	45 81	221	A	Gardner-Webb	53 63									
304	H	Presbyterian	70 60	170	A	Hampton	40 60									
117	H	Campbell	72 80	259	H	Longwood	62 70									
304	A	Presbyterian	42 55	253	H	Winthrop	38 52									
213	H	Radford	41 57	244	H	UNC Asheville	48 68									

Non-Div I Games: Mars Hill 89 31 UNKNOWN 71 49

USC Upstate

Loss, Non-Conf, S Site, H Home A Away N Neutral

Average RPI Win:	<b>241</b>	WON-LOST	WINNING	LAST 10	STRENGTH OF	OPP. STRENGTH	TEAM	ADJ.	CONF.	ADJ CONF.
Average RPI Loss:	<b>82</b>	RECORD	PCT. RANK	GAMES	SCHEDULE	OF SCHEDULE	RPI	RPI	RPI	RPI
DIV. I ONLY	<b>13- 10</b>	<b>131</b>	<b>6-4</b>	<b>109</b>	<b>169</b>	<b>126</b>	<b>126</b>	<b>21</b>	<b>21</b>	
DIV. I NON-CONF.	<b>6- 6</b>	<b>164</b>	<b>0</b>	<b>91</b>	<b>68</b>	<b>125</b>	<b>125</b>	<b>20</b>	<b>20</b>	
TOTALS	RPI 1-25	RPI 26-50	W-L RECORDS	RPI 51-100	RPI 101-150	RPI 150+				
13- 10	0- 3	0- 1	OVERALL	0- 4	1- 1	12- 1				
8- 3	0- 0	0- 0	HOME	0- 2	0- 1	8- 0				
5- 4	0- 1	0- 0	AWAY	0- 2	1- 0	4- 1				
0- 3	0- 2	0- 1	NEUTRAL	0- 0	0- 0	0- 0				
6- 6	0- 3	0- 1	NON-CONFERENCE	0- 1	1- 1	5- 0				
3- 2	0- 0	0- 0	HOME	0- 1	0- 1	3- 0				
3- 1	0- 1	0- 0	AWAY	0- 0	1- 0	2- 0				
0- 3	0- 2	0- 1	NEUTRAL	0- 0	0- 0	0- 0				
7- 4	0- 0	0- 0	CONFERENCE	0- 3	0- 0	7- 1				
5- 1	0- 0	0- 0	HOME	0- 1	0- 0	5- 0				
2- 3	0- 0	0- 0	AWAY	0- 2	0- 0	2- 1				
0- 0	0- 0	0- 0	NEUTRAL	0- 0	0- 0	0- 0				

RPI 1-25				RPI 26-50				RPI 51-100				RPI 101+ Team's RPI: 126			
RPI	S	Opponent	Score	RPI	S	Opponent	Score	RPI	S	Opponent	Score	RPI	S	Opponent	Score
1	N	Oregon	54 <b>91</b>	50	N	Oklahoma St.	47 <b>60</b>	58	A	Troy	69 <b>85</b>	113	H	Texas Southern	63 <b>74</b>
12	N	Louisville	67 <b>76</b>					79	H	Marist	57 <b>73</b>	119	A	Kansas St.	57 53
16	A	Northwestern	47 <b>74</b>					98	A	Coastal Caro.	56 <b>62</b>	156	H	Wright St.	68 62
								98	H	Coastal Caro.	62 <b>80</b>	166	H	Louisiana	79 52
												183	H	Little Rock	65 58
												230	H	SMU	51 46
												236	A	South Alabama	68 45
												238	H	Arkansas St.	71 44
												250	A	Appalachian St.	82 60
												250	H	Appalachian St.	63 44
												258	A	North Texas	68 49
												293	A	Texas St.	55 <b>72</b>
												345	H	La.-Monroe	72 34
												349	A	Grambling	88 54
												350	H	Chicago St.	84 53
LAST 10 Division I															
				98	H	Coastal Caro.	62 <b>80</b>	345	H	La.-Monroe	72 34				
				250	H	Appalachian St.	63 44	166	H	Louisiana	79 52				
				293	A	Texas St.	55 <b>72</b>	98	A	Coastal Caro.	56 <b>62</b>				
				58	A	Troy	69 <b>85</b>	250	A	Appalachian St.	82 60				
				236	A	South Alabama	68 45	183	H	Little Rock	65 58				

Non-Div I Games:

UT Arlington

■ Loss, 
 ■ Non-Conf, 
 ■ S Site, 
 ■ Home 
 ■ A Away 
 N Neutral

Average RPI Win:	222	WON-LOST	WINNING	LAST 10	STRENGTH OF	OPP. STRENGTH	TEAM	ADJ.	CONF.	ADJ CONF.
Average RPI Loss:	68	RECORD	PCT. RANK	GAMES	SCHEDULE	OF SCHEDULE	RPI	RPI	RPI	RPI
DIV. I ONLY	15- 8	84	9-1	103	146	68	68	20	20	
DIV. I NON-CONF.	4- 7	225	0	20	12	115	115	24	24	
TOTALS	RPI 1-25	RPI 26-50	W-L RECORDS	RPI 51-100	RPI 101-150	RPI 150+				
15- 8	0- 3	0- 1	OVERALL	2- 3	0- 0	13- 1				
10- 1	0- 1	0- 0	HOME	2- 0	0- 0	8- 0				
5- 7	0- 2	0- 1	AWAY	0- 3	0- 0	5- 1				
0- 0	0- 0	0- 0	NEUTRAL	0- 0	0- 0	0- 0				
4- 7	0- 3	0- 1	NON-CONFERENCE	1- 3	0- 0	3- 0				
4- 1	0- 1	0- 0	HOME	1- 0	0- 0	3- 0				
0- 6	0- 2	0- 1	AWAY	0- 3	0- 0	0- 0				
0- 0	0- 0	0- 0	NEUTRAL	0- 0	0- 0	0- 0				
11- 1	0- 0	0- 0	CONFERENCE	1- 0	0- 0	10- 1				
6- 0	0- 0	0- 0	HOME	1- 0	0- 0	5- 0				
5- 1	0- 0	0- 0	AWAY	0- 0	0- 0	5- 1				
0- 0	0- 0	0- 0	NEUTRAL	0- 0	0- 0	0- 0				

RPI 1-25				RPI 26-50				RPI 51-100 Team's RPI: 68				RPI 101+			
RPI	S	Opponent	Score	RPI	S	Opponent	Score	RPI	S	Opponent	Score	RPI	S	Opponent	Score
9	A	Mississippi St.	46 82	39	A	Arkansas	46 96	55	H	IUPUI	57 51	162	H	Tennessee Tech	71 62
11	A	Gonzaga	55 78					57	H	Belmont	74 57	175	H	Samford	80 75
12	H	Louisville	63 71					80	A	Illinois St.	47 70	195	A	Austin Peay	69 61
								85	A	Southern Ill.	59 70	195	H	Austin Peay	65 61
								90	A	Saint Louis	50 56	220	A	Eastern Ill.	70 74
												234	H	Chattanooga	78 51
												240	A	Murray St.	89 64
												240	H	Murray St.	98 56
												248	A	Morehead St.	82 64
												271	A	Eastern Ky.	65 50
												275	H	Lipscomb	83 67
												300	H	Jacksonville St.	86 72
												338	A	SIUE	79 39
												340	H	Tennessee St.	88 71
LAST 10 Division I															
300	H	Jacksonville St.	86 72	220	A	Eastern Ill.	70 74								
162	H	Tennessee Tech	71 62	195	H	Austin Peay	65 61								
248	A	Morehead St.	82 64	240	H	Murray St.	98 56								
271	A	Eastern Ky.	65 50	57	H	Belmont	74 57								
338	A	SIUE	79 39	340	H	Tennessee St.	88 71								

Non-Div I Games:

UT Martin

■ Loss, 
 ■ Non-Conf, 
 ■ S Site, 
 ■ H Home 
 ■ A Away 
 N Neutral

Average RPI Win:	260	WON-LOST	WINNING	LAST 10	STRENGTH OF	OPP. STRENGTH	TEAM	ADJ.	CONF.	ADJ CONF.
Average RPI Loss:	136	RECORD	PCT. RANK	GAMES	SCHEDULE	OF SCHEDULE	RPI	RPI	RPI	RPI
DIV. I ONLY	13- 9	113	5-5	256	197	212	212	13	13	
DIV. I NON-CONF.	7- 4	100	0	328	309	266	266	14	14	
TOTALS	RPI 1-25	RPI 26-50	W-L RECORDS	RPI 51-100	RPI 101-150	RPI 150+				
13- 9	0- 1	0- 1	OVERALL	1- 2	0- 1	12- 4				
11- 5	0- 1	0- 1	HOME	1- 1	0- 0	10- 2				
2- 4	0- 0	0- 0	AWAY	0- 1	0- 1	2- 2				
0- 0	0- 0	0- 0	NEUTRAL	0- 0	0- 0	0- 0				
7- 4	0- 1	0- 0	NON-CONFERENCE	0- 0	0- 0	7- 3				
6- 3	0- 1	0- 0	HOME	0- 0	0- 0	6- 2				
1- 1	0- 0	0- 0	AWAY	0- 0	0- 0	1- 1				
0- 0	0- 0	0- 0	NEUTRAL	0- 0	0- 0	0- 0				
6- 5	0- 0	0- 1	CONFERENCE	1- 2	0- 1	5- 1				
5- 2	0- 0	0- 1	HOME	1- 1	0- 0	4- 0				
1- 3	0- 0	0- 0	AWAY	0- 1	0- 1	1- 1				
0- 0	0- 0	0- 0	NEUTRAL	0- 0	0- 0	0- 0				

RPI 1-25				RPI 26-50				RPI 51-100				RPI 101+ Team's RPI: 212			
RPI	S	Opponent	Score	RPI	S	Opponent	Score	RPI	S	Opponent	Score	RPI	S	Opponent	Score
21	H	Arizona	43 54	32	H	Old Dominion	69 77	60	A	Middle Tenn.	60 76	110	A	UAB	51 63
								76	H	Charlotte	82 76	178	H	Western Mich.	76 46
								87	H	Rice	61 69	181	H	Fla. Atlantic	96 65
												193	H	New Mexico	78 93
												218	A	Southern Miss.	89 72
												230	A	SMU	56 60
												242	A	Louisiana Tech	80 87
												245	H	Tulsa	51 58
												258	H	North Texas	67 63
												286	H	FIU	64 34
												287	H	UC Riverside	63 50
												299	H	UTSA	94 54
												315	H	Georgia St.	71 68
												319	H	Alcorn	92 47
												321	H	Weber St.	70 51
												322	A	New Mexico St.	63 57
												322	H	New Mexico St.	65 45
LAST 10 Division I															
				32	H	Old Dominion	69 77					87	H	Rice	61 69
				76	H	Charlotte	82 76					299	H	UTSA	94 54
				110	A	UAB	51 63					242	A	Louisiana Tech	80 87
				60	A	Middle Tenn.	60 76					218	A	Southern Miss.	89 72
				258	H	North Texas	67 63					181	H	Fla. Atlantic	96 65

Non-Div I Games:

UTEP

■ Loss, 
■ Non-Conf, S Site, 
■ Home 
■ Away 
N Neutral

Average RPI Win:	302	WON-LOST	WINNING	LAST 10	STRENGTH OF	OPP. STRENGTH	TEAM	ADJ.	CONF.	ADJ CONF.
Average RPI Loss:	185	RECORD	PCT. RANK	GAMES	SCHEDULE	OF SCHEDULE	RPI	RPI	RPI	RPI
DIV. I ONLY	6- 13	277	5-5	291	324	307	307	31	31	
DIV. I NON-CONF.	1- 8	322	0	165	188	316	316	32	32	
TOTALS	RPI 1-25	RPI 26-50	W-L RECORDS	RPI 51-100	RPI 101-150	RPI 150+				
6- 13	0- 0	0- 1	OVERALL	0- 1	0- 4	6- 7				
4- 4	0- 0	0- 0	HOME	0- 0	0- 2	4- 2				
2- 7	0- 0	0- 1	AWAY	0- 1	0- 2	2- 3				
0- 2	0- 0	0- 0	NEUTRAL	0- 0	0- 0	0- 2				
1- 8	0- 0	0- 1	NON-CONFERENCE	0- 1	0- 4	1- 2				
1- 2	0- 0	0- 0	HOME	0- 0	0- 2	1- 0				
0- 4	0- 0	0- 1	AWAY	0- 1	0- 2	0- 0				
0- 2	0- 0	0- 0	NEUTRAL	0- 0	0- 0	0- 2				
5- 5	0- 0	0- 0	CONFERENCE	0- 0	0- 0	5- 5				
3- 2	0- 0	0- 0	HOME	0- 0	0- 0	3- 2				
2- 3	0- 0	0- 0	AWAY	0- 0	0- 0	2- 3				
0- 0	0- 0	0- 0	NEUTRAL	0- 0	0- 0	0- 0				

RPI 1-25				RPI 26-50				RPI 51-100				RPI 101+				Team's RPI: 307			
RPI	S	Opponent	Score	RPI	S	Opponent	Score	RPI	S	Opponent	Score	RPI	S	Opponent	Score				
				31	A	Texas	69 85					81	A	Southern California	43 80	112	A	A&M-Corpus Christi	50 61
																112	H	A&M-Corpus Christi	54 59
																113	H	Texas Southern	44 71
																119	A	Kansas St.	66 79
																216	A	CSU Bakersfield	66 52
																219	A	UMKC	56 60
																219	H	UMKC	58 72
																237	A	Grand Canyon	60 62
																255	N	Nevada	57 62
																266	N	Long Beach St.	65 69
																290	H	California Baptist	87 68
																299	H	UTSA	75 64
																309	H	Seattle U	85 81
																322	A	New Mexico St.	75 76
																324	H	Utah Valley	67 76
																350	A	Chicago St.	87 67
																350	H	Chicago St.	77 68
LAST 10 Division I																			
				350	H	Chicago St.	77 68					324	H	Utah Valley	67 76				
				219	H	UMKC	58 72					309	H	Seattle U	85 81				
				216	A	CSU Bakersfield	66 52					350	A	Chicago St.	87 67				
				237	A	Grand Canyon	60 62					219	A	UMKC	56 60				
				322	A	New Mexico St.	75 76					290	H	California Baptist	87 68				

Non-Div I Games: Tex. A&M Int'l 72 56 Tex. A&M-Kingsville 66 45 Texas Lutheran 98 46 Minot St. 75 56

UTRGV

Loss, Non-Conf, S Site, H Home A Away N Neutral



Average RPI Win: <b>271</b>	WON-LOST	WINNING	LAST 10	STRENGTH OF	OPP. STRENGTH	TEAM	ADJ.	CONF.	ADJ CONF.
Average RPI Loss: <b>154</b>	RECORD	PCT. RANK	GAMES	SCHEDULE	OF SCHEDULE	RPI	RPI	RPI	RPI
DIV. I ONLY	3- 16	323	2-8	127	176	299	299	13	13
DIV. I NON-CONF.	1- 7	321	0	208	264	321	321	14	14
TOTALS	RPI 1-25	RPI 26-50	W-L RECORDS	RPI 51-100	RPI 101-150	RPI 150+			
3- 16	0- 0	0- 2	OVERALL	0- 4	0- 1	3- 9			
2- 6	0- 0	0- 1	HOME	0- 2	0- 0	2- 3			
1- 9	0- 0	0- 1	AWAY	0- 1	0- 1	1- 6			
0- 1	0- 0	0- 0	NEUTRAL	0- 1	0- 0	0- 0			
1- 7	0- 0	0- 1	NON-CONFERENCE	0- 1	0- 0	1- 5			
1- 1	0- 0	0- 0	HOME	0- 0	0- 0	1- 1			
0- 5	0- 0	0- 1	AWAY	0- 0	0- 0	0- 4			
0- 1	0- 0	0- 0	NEUTRAL	0- 1	0- 0	0- 0			
2- 9	0- 0	0- 1	CONFERENCE	0- 3	0- 1	2- 4			
1- 5	0- 0	0- 1	HOME	0- 2	0- 0	1- 2			
1- 4	0- 0	0- 0	AWAY	0- 1	0- 1	1- 2			
0- 0	0- 0	0- 0	NEUTRAL	0- 0	0- 0	0- 0			

RPI S	Opponent	Score	RPI S	Opponent	Score	RPI S	Opponent	Score	RPI S	Opponent	Score	Team's RPI: 299
31	A Texas	53 84	32	H Old Dominion	43 62	60	A Middle Tenn.	48 69	110	A UAB	55 94	
						76	H Charlotte	47 67	158	A Texas Tech	58 115	
						87	H Rice	62 74	169	H Sam Houston St.	77 81	
						92	N Utah	45 91	179	A Hawaii	50 62	
									181	H Fla. Atlantic	53 80	
									212	A UTEP	54 94	
									218	A Southern Miss.	65 82	
									242	A Louisiana Tech	82 73	
									258	H North Texas	55 79	
									285	H Incarnate Word	63 56	
									286	H FIU	60 45	
									293	A Texas St.	69 74	
									307	A UTRGV	64 75	
LAST 10 Division I												
76	H Charlotte	47 67	258	H North Texas	55 79							
32	H Old Dominion	43 62	212	A UTEP	54 94							
60	A Middle Tenn.	48 69	218	A Southern Miss.	65 82							
110	A UAB	55 94	242	A Louisiana Tech	82 73							
87	H Rice	62 74	286	H FIU	60 45							

Non-Div I Games: Texas Wesleyan 80 78 Southwest (NM) 79 62 Concordia (TX) 73 44

UTSA

Loss, Non-Conf, S Site, H Home A Away N Neutral

Average RPI Win:	173	WON-LOST	WINNING	LAST 10	STRENGTH OF	OPP. STRENGTH	TEAM	ADJ.	CONF.	ADJ CONF.
Average RPI Loss:	58	RECORD	PCT. RANK	GAMES	SCHEDULE	OF SCHEDULE	RPI	RPI	RPI	RPI
DIV. I ONLY	12- 11	165	5-5	67	22	92	92	1	1	
DIV. I NON-CONF.	7- 4	100	0	303	161	204	204	1	1	
TOTALS	RPI 1-25	RPI 26-50	W-L RECORDS	RPI 51-100	RPI 101-150	RPI 150+				
12- 11	0- 6	0- 1	OVERALL	4- 2	3- 1	5- 1				
5- 6	0- 3	0- 1	HOME	1- 1	0- 1	4- 0				
5- 5	0- 3	0- 0	AWAY	3- 1	2- 0	0- 1				
2- 0	0- 0	0- 0	NEUTRAL	0- 0	1- 0	1- 0				
7- 4	0- 0	0- 1	NON-CONFERENCE	1- 1	1- 1	5- 1				
4- 2	0- 0	0- 1	HOME	0- 0	0- 1	4- 0				
1- 2	0- 0	0- 0	AWAY	1- 1	0- 0	0- 1				
2- 0	0- 0	0- 0	NEUTRAL	0- 0	1- 0	1- 0				
5- 7	0- 6	0- 0	CONFERENCE	3- 1	2- 0	0- 0				
1- 4	0- 3	0- 0	HOME	1- 1	0- 0	0- 0				
4- 3	0- 3	0- 0	AWAY	2- 0	2- 0	0- 0				
0- 0	0- 0	0- 0	NEUTRAL	0- 0	0- 0	0- 0				

RPI 1-25				RPI 26-50				RPI 51-100 Team's RPI: 92				RPI 101+			
RPI	S	Opponent	Score	RPI	S	Opponent	Score	RPI	S	Opponent	Score	RPI	S	Opponent	Score
1	A	Oregon	51 88	42	H	South Dakota	81 84	66	A	Colorado	84 69	113	N	Texas Southern	61 52
1	H	Oregon	63 90					66	H	Colorado	70 80	132	A	Washington	74 65
5	H	UCLA	54 84					69	A	BYU	77 73	135	A	California	71 62
10	A	Stanford	49 82					81	H	Southern California	67 65	142	H	Providence	60 67
14	A	Oregon St.	48 77					82	A	Cincinnati	62 68	208	H	Oral Roberts	78 58
14	H	Oregon St.	65 77					93	A	Washington St.	78 66	255	H	Nevada	68 62
												263	A	Xavier	63 70
												299	N	UTSA	91 45
												306	H	Eastern Wash.	87 49
												321	H	Weber St.	75 46
LAST 10 Division I															
93	A	Washington St.	78 66	135	A	California	71 62								
132	A	Washington	74 65	66	A	Colorado	84 69								
14	H	Oregon St.	65 77	81	H	Southern California	67 65								
1	H	Oregon	63 90	5	H	UCLA	54 84								
10	A	Stanford	49 82	1	A	Oregon	51 88								

Non-Div I Games:

Utah

■ Loss, 
 ■ Non-Conf, 
 ■ S Site, 
 ■ H Home 
 ■ A Away 
 N Neutral

Average RPI Win:	245	WON-LOST	WINNING	LAST 10	STRENGTH OF	OPP. STRENGTH	TEAM	ADJ.	CONF.	ADJ CONF.
Average RPI Loss:	178	RECORD	PCT. RANK	GAMES	SCHEDULE	OF SCHEDULE	RPI	RPI	RPI	RPI
DIV. I ONLY	6- 17	300	2-8	190	214	278	278	17	17	
DIV. I NON-CONF.	4- 6	212	0	118	206	174	174	23	23	
TOTALS	RPI 1-25	RPI 26-50	W-L RECORDS	RPI 51-100	RPI 101-150	RPI 150+				
6- 17	0- 2	0- 0	OVERALL	0- 2	1- 2	5- 11				
3- 7	0- 0	0- 0	HOME	0- 0	0- 2	3- 5				
3- 10	0- 2	0- 0	AWAY	0- 2	1- 0	2- 6				
0- 0	0- 0	0- 0	NEUTRAL	0- 0	0- 0	0- 0				
4- 6	0- 2	0- 0	NON-CONFERENCE	0- 1	0- 1	4- 2				
3- 1	0- 0	0- 0	HOME	0- 0	0- 1	3- 0				
1- 5	0- 2	0- 0	AWAY	0- 1	0- 0	1- 2				
0- 0	0- 0	0- 0	NEUTRAL	0- 0	0- 0	0- 0				
2- 11	0- 0	0- 0	CONFERENCE	0- 1	1- 1	1- 9				
0- 6	0- 0	0- 0	HOME	0- 0	0- 1	0- 5				
2- 5	0- 0	0- 0	AWAY	0- 1	1- 0	1- 4				
0- 0	0- 0	0- 0	NEUTRAL	0- 0	0- 0	0- 0				

RPI	S	Opponent	Score	RPI	S	Opponent	Score	RPI	S	Opponent	Score	RPI	S	Opponent	Score	Team's RPI: 278
1	A	Oregon	52 109					59	A	Fresno St.	64 76	123	A	Boise St.	58 56	
14	A	Oregon St.	46 75					69	A	BYU	50 67	123	H	Boise St.	59 65	
												143	H	Portland	64 70	
												151	H	San Jose St.	61 76	
												176	A	UNLV	45 69	
												176	H	UNLV	46 60	
												198	H	Idaho St.	69 61	
												205	H	Wyoming	54 65	
												232	A	Cal St. Fullerton	62 83	
												255	A	Nevada	60 69	
												257	A	San Diego St.	62 66	
												257	H	San Diego St.	51 59	
												258	H	North Texas	66 55	
												266	A	Long Beach St.	56 48	
												268	A	Colorado St.	55 56	
												309	H	Seattle U	70 63	
												313	A	Air Force	53 52	
												313	H	Air Force	45 62	
												324	A	Utah Valley	49 57	
LAST 10 Division I																
123	A	Boise St.	58 56	313	A	Air Force	53 52									
176	A	UNLV	45 69	123	H	Boise St.	59 65									
257	H	San Diego St.	51 59	255	A	Nevada	60 69									
205	H	Wyoming	54 65	313	H	Air Force	45 62									
268	A	Colorado St.	55 56	257	A	San Diego St.	62 66									

Non-Div I Games: Dixie St. 61 49

Utah St.

## Utah Valley

Through Games Of Feb. 9, 2020

Average RPI Win:	298	WON-LOST	WINNING	LAST 10	STRENGTH OF	OPP. STRENGTH	TEAM	ADJ.	CONF.	ADJ CONF.
Average RPI Loss:	224	RECORD	PCT. RANK	GAMES	SCHEDULE	OF SCHEDULE	RPI	RPI	RPI	RPI
DIV. I ONLY	6- 13	277	6-4	338	335	324	324	31	31	
DIV. I NON-CONF.	1- 9	326	1-0	304	294	343	343	32	32	
TOTALS	RPI 1-25	RPI 26-50	W-L RECORDS	RPI 51-100	RPI 101-150	RPI 150+				
6- 13	0- 0	0- 0	OVERALL	0- 1	0- 1	6- 11				
4- 6	0- 0	0- 0	HOME	0- 0	0- 0	4- 6				
2- 7	0- 0	0- 0	AWAY	0- 1	0- 1	2- 5				
0- 0	0- 0	0- 0	NEUTRAL	0- 0	0- 0	0- 0				
1- 9	0- 0	0- 0	NON-CONFERENCE	0- 1	0- 1	1- 7				
1- 4	0- 0	0- 0	HOME	0- 0	0- 0	1- 4				
0- 5	0- 0	0- 0	AWAY	0- 1	0- 1	0- 3				
0- 0	0- 0	0- 0	NEUTRAL	0- 0	0- 0	0- 0				
5- 4	0- 0	0- 0	CONFERENCE	0- 0	0- 0	5- 4				
3- 2	0- 0	0- 0	HOME	0- 0	0- 0	3- 2				
2- 2	0- 0	0- 0	AWAY	0- 0	0- 0	2- 2				
0- 0	0- 0	0- 0	NEUTRAL	0- 0	0- 0	0- 0				

RPI 1-25			RPI 26-50			RPI 51-100			RPI 101+			Team's RPI: 324
RPI	S	Opponent	Score	RPI	S	Opponent	Score	RPI	S	Opponent	Score	
						69 A BYU	57 71	123 A		Boise St.	69 77	
								164 H		Southern Utah	58 71	
								174 H		Montana	52 63	
								198 H		Idaho St.	61 88	
								216 H		CSU Bakersfield	53 55	
								219 H		UMKC	62 41	
								237 H		Grand Canyon	59 66	
								255 H		Nevada	57 60	
								272 A		UC Santa Barbara	51 59	
								278 H		Utah St.	57 49	
								287 A		UC Riverside	53 67	
								290 A		California Baptist	67 80	
								307 A		UTRGV	76 67	
								309 A		Seattle U	80 82	
								309 H		Seattle U	70 58	
								321 A		Weber St.	46 72	
								322 A		New Mexico St.	58 54	
								350 H		Chicago St.	89 58	
LAST 10 Division I												
309 A		Seattle U	80 82	322 A		New Mexico St.	58 54					
290 A		California Baptist	67 80	309 H		Seattle U	70 58					
237 H		Grand Canyon	59 66	219 H		UMKC	62 41					
216 H		CSU Bakersfield	53 55	350 H		Chicago St.	89 58					
307 A		UTRGV	76 67	278 H		Utah St.	57 49					

Non-Div I Games: Antelope Valley 77 61 Ottawa (AZ) 99 50

Utah Valley

Loss, Non-Conf, S Site, H Home A Away N Neutral

Average RPI Win:	181	WON-LOST	WINNING	LAST 10	STRENGTH OF	OPP. STRENGTH	TEAM	ADJ.	CONF.	ADJ CONF.
Average RPI Loss:	107	RECORD	PCT. RANK	GAMES	SCHEDULE	OF SCHEDULE	RPI	RPI	RPI	RPI
DIV. I ONLY	13- 10	131	8-2	108	107	114	114	12	12	
DIV. I NON-CONF.	5- 8	221	0	127	105	214	214	12	12	
TOTALS	RPI 1-25	RPI 26-50	W-L RECORDS	RPI 51-100	RPI 101-150	RPI 150+				
13- 10	0- 0	1- 0	OVERALL	2- 5	3- 4	7- 1				
7- 5	0- 0	1- 0	HOME	1- 1	1- 4	4- 0				
5- 5	0- 0	0- 0	AWAY	1- 4	2- 0	2- 1				
1- 0	0- 0	0- 0	NEUTRAL	0- 0	0- 0	1- 0				
5- 8	0- 0	1- 0	NON-CONFERENCE	0- 5	0- 2	4- 1				
4- 3	0- 0	1- 0	HOME	0- 1	0- 2	3- 0				
0- 5	0- 0	0- 0	AWAY	0- 4	0- 0	0- 1				
1- 0	0- 0	0- 0	NEUTRAL	0- 0	0- 0	1- 0				
8- 2	0- 0	0- 0	CONFERENCE	2- 0	3- 2	3- 0				
3- 2	0- 0	0- 0	HOME	1- 0	1- 2	1- 0				
5- 0	0- 0	0- 0	AWAY	1- 0	2- 0	2- 0				
0- 0	0- 0	0- 0	NEUTRAL	0- 0	0- 0	0- 0				

RPI S	Opponent	Score	RPI S	Opponent	Score	RPI S	Opponent	Score	RPI S	Opponent	Score	Team's RPI: 114
32	H Old Dominion	62 49	60	A Middle Tenn.	63 86	102	H Duquesne	76 79	124	H William & Mary	55 69	
			63	A Seton Hall	33 53	130	A Richmond	57 42	130	H Richmond	53 50	
			67	A South Fla.	55 77	137	H George Washington	55 56	139	H N.C. A&T	58 69	
			77	A Boston College	52 87	149	A Massachusetts	61 46	189	A Rhode Island	75 54	
			82	H Cincinnati	56 58	210	H Saint Joseph's	47 40	218	A Southern Miss.	39 51	
			90	A Saint Louis	65 52	226	A George Mason	82 63	250	H Appalachian St.	66 38	
			97	H Fordham	62 52	262	H East Carolina	53 40	287	H UC Riverside	67 51	
						303	N Omaha	74 66				
LAST 10 Division I												
137	H George Washington	55 56	149	A Massachusetts	61 46							
130	A Richmond	57 42	130	H Richmond	53 50							
102	H Duquesne	76 79	90	A Saint Louis	65 52							
97	H Fordham	62 52	210	H Saint Joseph's	47 40							
226	A George Mason	82 63	189	A Rhode Island	75 54							

Non-Div I Games:

VCU

■ Loss, 
 ■ Non-Conf, 
 S Site, 
 ■ Home 
 ■ Away 
 N Neutral

## Valparaiso

Through Games Of Feb. 9, 2020

Average RPI Win:	272	WON-LOST	WINNING	LAST 10	STRENGTH OF	OPP. STRENGTH	TEAM	ADJ.	CONF.	ADJ CONF.
Average RPI Loss:	60	RECORD	PCT. RANK	GAMES	SCHEDULE	OF SCHEDULE	RPI	RPI	RPI	RPI
DIV. I ONLY	13- 9	113	5-5	277	114	184	184	7	7	
DIV. I NON-CONF.	8- 3	68	0	322	235	141	141	7	7	
TOTALS	RPI 1-25	RPI 26-50	W-L RECORDS	RPI 51-100	RPI 101-150	RPI 150+				
13- 9	0- 2	0- 4	OVERALL	0- 2	2- 0	11- 1				
7- 4	0- 1	0- 1	HOME	0- 2	1- 0	6- 0				
6- 4	0- 1	0- 2	AWAY	0- 0	1- 0	5- 1				
0- 1	0- 0	0- 1	NEUTRAL	0- 0	0- 0	0- 0				
8- 3	0- 1	0- 1	NON-CONFERENCE	0- 0	1- 0	7- 1				
4- 0	0- 0	0- 0	HOME	0- 0	0- 0	4- 0				
4- 2	0- 1	0- 0	AWAY	0- 0	1- 0	3- 1				
0- 1	0- 0	0- 1	NEUTRAL	0- 0	0- 0	0- 0				
5- 6	0- 1	0- 3	CONFERENCE	0- 2	1- 0	4- 0				
3- 4	0- 1	0- 1	HOME	0- 2	1- 0	2- 0				
2- 2	0- 0	0- 2	AWAY	0- 0	0- 0	2- 0				
0- 0	0- 0	0- 0	NEUTRAL	0- 0	0- 0	0- 0				

RPI	S	Opponent	Score	RPI	S	Opponent	Score	RPI	S	Opponent	Score	RPI	S	Opponent	Score	Team's RPI: 184
4	H	Missouri St.	68 81	26	N	Ohio St.	38 89	80	H	Illinois St.	60 72	136	H	Loyola Chicago	66 64	
16	A	Northwestern	48 69	29	A	Drake	66 87	85	H	Southern Ill.	51 67	147	A	Toledo	61 54	
				43	H	Bradley	61 75					211	A	North Dakota	63 65	
				47	A	UNI	70 77					220	A	Eastern Ill.	78 66	
												248	H	Morehead St.	55 53	
												249	H	Bowling Green	95 90	
												282	A	Indiana St.	75 56	
												282	H	Indiana St.	61 45	
												292	A	North Dakota St.	66 54	
												327	A	Evansville	88 66	
												327	H	Evansville	72 54	
												328	A	Detroit Mercy	77 58	
												342	H	UIC	63 37	
												350	H	Chicago St.	95 49	
LAST 10 Division I																
282	H	Indiana St.	61 45	43	H	Bradley	61 75									
327	H	Evansville	72 54	80	H	Illinois St.	60 72									
47	A	UNI	70 77	327	A	Evansville	88 66									
29	A	Drake	66 87	282	A	Indiana St.	75 56									
136	H	Loyola Chicago	66 64	4	H	Missouri St.	68 81									

Non-Div I Games:

Valparaiso

■ Loss, 
■ Non-Conf, S Site, 
■ Home 
■ Away 
N Neutral

Average RPI Win:	204	WON-LOST	WINNING	LAST 10	STRENGTH OF	OPP. STRENGTH	TEAM	ADJ.	CONF.	ADJ CONF.
Average RPI Loss:	54	RECORD	PCT. RANK	GAMES	SCHEDULE	OF SCHEDULE	RPI	RPI	RPI	RPI
DIV. I ONLY	13- 10	131	3-7	58	88	106	106	4	4	
DIV. I NON-CONF.	10- 3	58	0	116	244	76	76	5	5	
TOTALS	RPI 1-25	RPI 26-50	W-L RECORDS	RPI 51-100	RPI 101-150	RPI 150+				
13- 10	0- 3	0- 3	OVERALL	2- 2	2- 2	9- 0				
9- 5	0- 3	0- 2	HOME	1- 0	1- 0	7- 0				
3- 3	0- 0	0- 0	AWAY	1- 1	1- 2	1- 0				
1- 2	0- 0	0- 1	NEUTRAL	0- 1	0- 0	1- 0				
10- 3	0- 1	0- 1	NON-CONFERENCE	1- 1	1- 0	8- 0				
7- 1	0- 1	0- 0	HOME	1- 0	0- 0	6- 0				
2- 0	0- 0	0- 0	AWAY	0- 0	1- 0	1- 0				
1- 2	0- 0	0- 1	NEUTRAL	0- 1	0- 0	1- 0				
3- 7	0- 2	0- 2	CONFERENCE	1- 1	1- 2	1- 0				
2- 4	0- 2	0- 2	HOME	0- 0	1- 0	1- 0				
1- 3	0- 0	0- 0	AWAY	1- 1	0- 2	0- 0				
0- 0	0- 0	0- 0	NEUTRAL	0- 0	0- 0	0- 0				

RPI 1-25				RPI 26-50				RPI 51-100				RPI 101+ Team's RPI: 106			
RPI	S	Opponent	Score	RPI	S	Opponent	Score	RPI	S	Opponent	Score	RPI	S	Opponent	Score
2	H	South Carolina	57 93	39	H	Arkansas	66 100	63	N	Seton Hall	65 69	127	A	Auburn	62 70
7	H	UConn	51 64	45	H	Tennessee	69 78	65	A	Alabama	61 98	127	H	Auburn	77 55
9	H	Mississippi St.	52 68	48	N	Rutgers	56 62	83	A	Georgia	63 55	132	A	Washington	76 74
								90	H	Saint Louis	62 50	133	A	Florida	60 68
												162	H	Tennessee Tech	75 61
												163	H	Columbia	72 51
												196	H	Furman	74 46
												213	H	Radford	80 46
												271	H	Eastern Ky.	75 69
												279	H	Ole Miss	63 47
												300	H	Jacksonville St.	88 66
												302	N	UC Irvine	76 63
												340	A	Tennessee St.	106 55
LAST 10 Division I															
279	H	Ole Miss	63 47	39	H	Arkansas	66 100	2	H	South Carolina	57 93				
127	A	Auburn	62 70					83	A	Georgia	63 55				
45	H	Tennessee	69 78					133	A	Florida	60 68				
65	A	Alabama	61 98					127	H	Auburn	77 55				
9	H	Mississippi St.	52 68												

Non-Div I Games:

Vanderbilt

Average RPI Win:	312	WON-LOST	WINNING	LAST 10	STRENGTH OF	OPP. STRENGTH	TEAM	ADJ.	CONF.	ADJ CONF.
Average RPI Loss:	192	RECORD	PCT. RANK	GAMES	SCHEDULE	OF SCHEDULE	RPI	RPI	RPI	RPI
DIV. I ONLY	10- 13	218	5-5	341	317	305	305	28	28	
DIV. I NON-CONF.	5- 7	205	0	312	318	293	293	28	28	
TOTALS	RPI 1-25	RPI 26-50	W-L RECORDS	RPI 51-100	RPI 101-150	RPI 150+				
10- 13	0- 0	0- 0	OVERALL	0- 2	0- 2	10- 9				
8- 4	0- 0	0- 0	HOME	0- 0	0- 1	8- 3				
2- 9	0- 0	0- 0	AWAY	0- 2	0- 1	2- 6				
0- 0	0- 0	0- 0	NEUTRAL	0- 0	0- 0	0- 0				
5- 7	0- 0	0- 0	NON-CONFERENCE	0- 1	0- 2	5- 4				
4- 2	0- 0	0- 0	HOME	0- 0	0- 1	4- 1				
1- 5	0- 0	0- 0	AWAY	0- 1	0- 1	1- 3				
0- 0	0- 0	0- 0	NEUTRAL	0- 0	0- 0	0- 0				
5- 6	0- 0	0- 0	CONFERENCE	0- 1	0- 0	5- 5				
4- 2	0- 0	0- 0	HOME	0- 0	0- 0	4- 2				
1- 4	0- 0	0- 0	AWAY	0- 1	0- 0	1- 3				
0- 0	0- 0	0- 0	NEUTRAL	0- 0	0- 0	0- 0				

RPI S	Opponent	Score	RPI S	Opponent	Score	RPI S	Opponent	Score	RPI S	Opponent	Score	Team's RPI: 305
						52	A Minnesota	58 90	136	A Loyola Chicago	76 78	
						75	A Stony Brook	49 67	149	H Massachusetts	49 83	
									189	A Rhode Island	74 77	
									199	A Dartmouth	55 72	
									200	H Binghamton	65 62	
									206	A Merrimack	53 78	
									217	A UMass Lowell	47 61	
									223	A Maine	59 70	
									223	H Maine	47 65	
									256	H New Hampshire	51 59	
									261	H Saint Francis (PA)	69 73	
									295	H UMBC	60 58	
									297	H Navy	64 56	
									310	A Albany (NY)	49 58	
									310	H Albany (NY)	52 36	
									317	H Bryant	71 66	
									333	H NJIT	65 59	
									336	A LIU Brooklyn	73 62	
									339	H Canisius	76 53	
									348	A Hartford	63 53	
									348	H Hartford	62 51	
LAST 10 Division I												
			348	H Hartford	62 51		223	H Maine	47 65			
			223	A Maine	59 70		348	A Hartford	63 53			
			310	H Albany (NY)	52 36		200	H Binghamton	65 62			
			256	H New Hampshire	51 59		295	H UMBC	60 58			
			217	A UMass Lowell	47 61		75	A Stony Brook	49 67			

Non-Div I Games: Norwich 86 40

Vermont

Loss, Non-Conf, S Site, H Home A Away N Neutral



Villanova

Through Games Of Feb. 9, 2020

Average RPI Win:	154	WON-LOST	WINNING	LAST 10	STRENGTH OF	OPP. STRENGTH	TEAM	ADJ.	CONF.	ADJ CONF.
Average RPI Loss:	75	RECORD	PCT. RANK	GAMES	SCHEDULE	OF SCHEDULE	RPI	RPI	RPI	RPI
DIV. I ONLY	13- 11	154	5-5	85	51	96	96	6	6	
DIV. I NON-CONF.	6- 5	151	1-0	84	47	95	95	6	6	
TOTALS	RPI 1-25	RPI 26-50	W-L RECORDS	RPI 51-100	RPI 101-150	RPI 150+				
13- 11	0- 1	0- 3	OVERALL	6- 5	1- 1	6- 1				
7- 5	0- 0	0- 2	HOME	2- 2	1- 1	4- 0				
6- 6	0- 1	0- 1	AWAY	4- 3	0- 0	2- 1				
0- 0	0- 0	0- 0	NEUTRAL	0- 0	0- 0	0- 0				
6- 5	0- 0	0- 1	NON-CONFERENCE	3- 2	0- 1	3- 1				
3- 2	0- 0	0- 1	HOME	1- 0	0- 1	2- 0				
3- 3	0- 0	0- 0	AWAY	2- 2	0- 0	1- 1				
0- 0	0- 0	0- 0	NEUTRAL	0- 0	0- 0	0- 0				
7- 6	0- 1	0- 2	CONFERENCE	3- 3	1- 0	3- 0				
4- 3	0- 0	0- 1	HOME	1- 2	1- 0	2- 0				
3- 3	0- 1	0- 1	AWAY	2- 1	0- 0	1- 0				
0- 0	0- 0	0- 0	NEUTRAL	0- 0	0- 0	0- 0				

RPI S Opponent	Score	RPI S Opponent	Score	RPI S Opponent	Score	RPI S Opponent	Score
20 A DePaul	69 85	34 H Creighton	42 58	56 A Drexel	52 54	137 H George Washington	56 68
		35 A Marquette	52 57	61 A St. John's (NY)	67 62	142 H Providence	51 49
		44 H James Madison	52 56	61 H St. John's (NY)	66 64	177 A American	54 76
				63 A Seton Hall	61 55	207 A La Salle	77 69
				63 H Seton Hall	63 65	210 H Saint Joseph's	60 44
				73 A Temple	69 74	231 H Manhattan	63 51
				83 A Georgia	63 58	239 H Georgetown	74 53
				86 H Penn	70 58	263 A Xavier	55 54
				94 A Butler	61 63	263 H Xavier	66 54
				94 H Butler	41 58		
				97 A Fordham	73 66		
LAST 10 Division I							
94 A Butler	61 63	20 A DePaul	69 85				
263 A Xavier	55 54	239 H Georgetown	74 53				
63 H Seton Hall	63 65	86 H Penn	70 58				
61 H St. John's (NY)	66 64	263 H Xavier	66 54				
35 A Marquette	52 57	94 H Butler	41 58				

Non-Div I Games:

Villanova

Loss, Non-Conf, S Site, H Home A Away N Neutral

## Virginia

Through Games Of Feb. 9, 2020

Average RPI Win: 111		WON-LOST	WINNING	LAST 10	STRENGTH OF	OPP. STRENGTH	TEAM	ADJ.	CONF.	ADJ CONF.
Average RPI Loss: 44		RECORD	PCT. RANK	GAMES	SCHEDULE	OF SCHEDULE	RPI	RPI	RPI	RPI
DIV. I ONLY		10- 14	228	5-5	2	37	51	51	5	5
DIV. I NON-CONF.		5- 6	187	0	1	37	25	25	3	3
TOTALS		RPI 1-25	RPI 26-50	W-L RECORDS		RPI 51-100	RPI 101-150	RPI 150+		
10- 14	0- 6	3- 3		OVERALL		3- 4	1- 1	3- 0		
7- 4	0- 1	3- 2		HOME		2- 1	1- 0	1- 0		
3- 9	0- 4	0- 1		AWAY		1- 3	0- 1	2- 0		
0- 1	0- 1	0- 0		NEUTRAL		0- 0	0- 0	0- 0		
5- 6	0- 3	2- 2		NON-CONFERENCE		1- 1	0- 0	2- 0		
3- 2	0- 1	2- 1		HOME		1- 0	0- 0	0- 0		
2- 3	0- 1	0- 1		AWAY		0- 1	0- 0	2- 0		
0- 1	0- 1	0- 0		NEUTRAL		0- 0	0- 0	0- 0		
5- 8	0- 3	1- 1		CONFERENCE		2- 3	1- 1	1- 0		
4- 2	0- 0	1- 1		HOME		1- 1	1- 0	1- 0		
1- 6	0- 3	0- 0		AWAY		1- 2	0- 1	0- 0		
0- 0	0- 0	0- 0		NEUTRAL		0- 0	0- 0	0- 0		

RPI 1-25				RPI 26-50				RPI 51-100				Team's RPI: 51		RPI 101+			
RPI	S	Opponent	Score	RPI	S	Opponent	Score	RPI	S	Opponent	Score			RPI	S	Opponent	Score
5	H	UCLA	62 73	28	H	Kentucky	47 50	71	H	Bucknell	84 60			103	H	Notre Dame	90 60
7	A	UConn	44 83	32	H	Old Dominion	56 53	77	A	North Carolina	68 78			116	A	Wake Forest	56 62
9	N	Mississippi St.	59 72	33	H	Virginia Tech	61 69	77	A	Boston College	69 52			176	A	UNLV	63 55
12	A	Louisville	56 71	36	H	Duke	66 63	77	H	North Carolina	47 65			197	H	Clemson	70 54
13	A	NC State	60 80	44	H	James Madison	55 49	81	A	Southern California	49 59			288	A	CSUN	72 47
24	A	Florida St.	55 63	48	A	Rutgers	63 73	88	H	Syracuse	57 41						
								89	A	Georgia Tech	51 61						
LAST 10 Division I																	
				24	A	Florida St.	55 63	12	A	Louisville	56 71						
				197	H	Clemson	70 54	33	H	Virginia Tech	61 69						
				88	H	Syracuse	57 41	116	A	Wake Forest	56 62						
				77	A	North Carolina	68 78	77	A	Boston College	69 52						
				103	H	Notre Dame	90 60	36	H	Duke	66 63						

Non-Div I Games:

Virginia

■ Loss, 
 ■ Non-Conf, S Site, 
 ■ Home 
 ■ Away 
 N Neutral

Average RPI Win: 142		WON-LOST	WINNING	LAST 10	STRENGTH OF	OPP. STRENGTH	TEAM	ADJ.	CONF.	ADJ CONF.
Average RPI Loss: 43		RECORD	PCT. RANK	GAMES	SCHEDULE	OF SCHEDULE	RPI	RPI	RPI	RPI
DIV. I ONLY		17- 6	43	7-3	53	42	33	33	5	5
DIV. I NON-CONF.		10- 1	20	0	121	100	26	26	3	3
TOTALS		RPI 1-25	RPI 26-50	W-L RECORDS	RPI 51-100	RPI 101-150	RPI 150+			
17- 6	0- 3		1- 1	OVERALL	7- 2	3- 0	6- 0			
11- 1	0- 1		1- 0	HOME	3- 0	2- 0	5- 0			
3- 4	0- 2		0- 1	AWAY	2- 1	0- 0	1- 0			
3- 1	0- 0		0- 0	NEUTRAL	2- 1	1- 0	0- 0			
10- 1	0- 0		1- 0	NON-CONFERENCE	2- 1	3- 0	4- 0			
6- 0	0- 0		1- 0	HOME	0- 0	2- 0	3- 0			
1- 0	0- 0		0- 0	AWAY	0- 0	0- 0	1- 0			
3- 1	0- 0		0- 0	NEUTRAL	2- 1	1- 0	0- 0			
7- 5	0- 3		0- 1	CONFERENCE	5- 1	0- 0	2- 0			
5- 1	0- 1		0- 0	HOME	3- 0	0- 0	2- 0			
2- 4	0- 2		0- 1	AWAY	2- 1	0- 0	0- 0			
0- 0	0- 0		0- 0	NEUTRAL	0- 0	0- 0	0- 0			

RPI 1-25				RPI 26-50				Team's RPI: 33				RPI 51-100				RPI 101+			
RPI	S	Opponent	Score	RPI	S	Opponent	Score	RPI	S	Opponent	Score	RPI	S	Opponent	Score	RPI	S	Opponent	Score
13	A	NC State	69 76	36	A	Duke	67 72	51	A	Virginia	69 61	108	H	Liberty	73 69				
13	H	NC State	59 71	40	H	Purdue	67 54	57	N	Belmont	60 58	120	H	Davidson	88 68				
24	A	Florida St.	62 86					74	H	Miami (FL)	69 45	148	N	Wichita St.	84 63				
								77	A	North Carolina	72 63	197	H	Clemson	71 50				
								77	H	North Carolina	76 70	221	H	Gardner-Webb	87 65				
								77	H	Boston College	70 49	226	A	George Mason	77 58				
								83	N	Georgia	72 77	261	H	Saint Francis (PA)	105 41				
								87	N	Rice	54 45	277	H	Pittsburgh	68 56				
								88	A	Syracuse	65 67	314	H	UMES	86 43				
LAST 10 Division I																			
77	A	North Carolina	72 63	77	H	Boston College	70 49												
13	H	NC State	59 71	51	A	Virginia	69 61												
74	H	Miami (FL)	69 45	36	A	Duke	67 72												
88	A	Syracuse	65 67	277	H	Pittsburgh	68 56												
197	H	Clemson	71 50	77	H	North Carolina	76 70												

Non-Div I Games:

Virginia Tech

Average RPI Win: <b>312</b>	WON-LOST	WINNING	LAST 10	STRENGTH OF	OPP. STRENGTH	TEAM	ADJ.	CONF.	ADJ CONF.
Average RPI Loss: <b>170</b>	RECORD	PCT. RANK	GAMES	SCHEDULE	OF SCHEDULE	RPI	RPI	RPI	RPI
DIV. I ONLY	7- 13	261	4-6	203	346	276	276	30	30
DIV. I NON-CONF.	3- 7	252	0	38	315	200	200	30	30
TOTALS	RPI 1-25	RPI 26-50	W-L RECORDS	RPI 51-100	RPI 101-150	RPI 150+			
7- 13	0- 1	0- 1	OVERALL	0- 4	0- 1	7- 6			
6- 3	0- 0	0- 0	HOME	0- 1	0- 0	6- 2			
1- 10	0- 1	0- 1	AWAY	0- 3	0- 1	1- 4			
0- 0	0- 0	0- 0	NEUTRAL	0- 0	0- 0	0- 0			
3- 7	0- 1	0- 1	NON-CONFERENCE	0- 4	0- 0	3- 1			
3- 1	0- 0	0- 0	HOME	0- 1	0- 0	3- 0			
0- 6	0- 1	0- 1	AWAY	0- 3	0- 0	0- 1			
0- 0	0- 0	0- 0	NEUTRAL	0- 0	0- 0	0- 0			
4- 6	0- 0	0- 0	CONFERENCE	0- 0	0- 1	4- 5			
3- 2	0- 0	0- 0	HOME	0- 0	0- 0	3- 2			
1- 4	0- 0	0- 0	AWAY	0- 0	0- 1	1- 3			
0- 0	0- 0	0- 0	NEUTRAL	0- 0	0- 0	0- 0			

RPI 1-25				RPI 26-50				RPI 51-100				RPI 101+ Team's RPI: 276			
RPI	S	Opponent	Score	RPI	S	Opponent	Score	RPI	S	Opponent	Score	RPI	S	Opponent	Score
3	A	Maryland	56 <b>119</b>	41	A	Yale	68 <b>87</b>	75	H	Stony Brook	45 <b>66</b>	146	A	Robert Morris	47 <b>51</b>
								84	A	Colgate	58 <b>74</b>	202	A	Mt. St. Mary's	63 <b>78</b>
								94	A	Butler	58 <b>74</b>	246	A	Youngstown St.	42 <b>64</b>
								99	A	Rider	63 <b>77</b>	261	A	Saint Francis (PA)	50 <b>51</b>
												261	H	Saint Francis (PA)	55 50
												295	H	UMBC	67 60
												296	H	Sacred Heart	65 <b>79</b>
												311	H	St. Francis Brooklyn	74 66
												317	A	Bryant	58 45
												325	H	Fairleigh Dickinson	61 <b>62</b>
												329	H	Saint Peter's	90 89
												333	H	NJIT	61 59
												336	H	LIU Brooklyn	63 61
												344	A	Central Conn. St.	63 <b>66</b>
LAST 10 Division I															
261	H	Saint Francis (PA)	55 50	311	H	St. Francis Brooklyn	74 66								
325	H	Fairleigh Dickinson	61 <b>62</b>	261	A	Saint Francis (PA)	50 <b>51</b>								
317	A	Bryant	58 45	146	A	Robert Morris	47 <b>51</b>								
344	A	Central Conn. St.	63 <b>66</b>	296	H	Sacred Heart	65 <b>79</b>								
336	H	LIU Brooklyn	63 61	202	A	Mt. St. Mary's	63 <b>78</b>								

Non-Div I Games: Staten Island 81 57

Wagner

■ Loss, 
 ■ Non-Conf, 
 ■ S Site, 
 ■ H Home 
 ■ A Away 
 N Neutral

## Wake Forest

Through Games Of Feb. 9, 2020

Average RPI Win:	140	WON-LOST	WINNING	LAST 10	STRENGTH OF	OPP. STRENGTH	TEAM	ADJ.	CONF.	ADJ CONF.
Average RPI Loss:	102	RECORD	PCT. RANK	GAMES	SCHEDULE	OF SCHEDULE	RPI	RPI	RPI	RPI
DIV. I ONLY	12- 12	175	3-7	84	55	116	116	5	5	
DIV. I NON-CONF.	7- 4	100	0	138	183	112	112	3	3	
TOTALS	RPI 1-25	RPI 26-50	W-L RECORDS	RPI 51-100	RPI 101-150	RPI 150+				
12- 12	0- 3	1- 0	OVERALL	4- 5	3- 1	4- 3				
8- 4	0- 1	0- 0	HOME	3- 1	1- 1	4- 1				
2- 8	0- 2	1- 0	AWAY	0- 4	1- 0	0- 2				
2- 0	0- 0	0- 0	NEUTRAL	1- 0	1- 0	0- 0				
7- 4	0- 0	0- 0	NON-CONFERENCE	1- 2	3- 0	3- 2				
4- 2	0- 0	0- 0	HOME	0- 1	1- 0	3- 1				
1- 2	0- 0	0- 0	AWAY	0- 1	1- 0	0- 1				
2- 0	0- 0	0- 0	NEUTRAL	1- 0	1- 0	0- 0				
5- 8	0- 3	1- 0	CONFERENCE	3- 3	0- 1	1- 1				
4- 2	0- 1	0- 0	HOME	3- 0	0- 1	1- 0				
1- 6	0- 2	1- 0	AWAY	0- 3	0- 0	0- 1				
0- 0	0- 0	0- 0	NEUTRAL	0- 0	0- 0	0- 0				

RPI 1-25				RPI 26-50				RPI 51-100				RPI 101+ Team's RPI: 116			
RPI	S	Opponent	Score	RPI	S	Opponent	Score	RPI	S	Opponent	Score	RPI	S	Opponent	Score
12	A	Louisville	61 75	36	A	Duke	60 58	51	H	Virginia	62 56	103	H	Notre Dame	71 75
13	A	NC State	45 59					61	A	St. John's (NY)	74 82	117	H	Campbell	74 46
24	H	Florida St.	65 70					62	N	Dayton	78 59	133	N	Florida	73 68
								74	A	Miami (FL)	56 59	137	A	Elon	69 57
								76	H	Charlotte	65 77	153	H	UNC Greensboro	65 67
								77	A	Boston College	54 67	197	H	Clemson	63 58
								88	H	Syracuse	65 60	252	H	Col. of Charleston	106 50
								89	A	Georgia Tech	52 62	260	H	UNCW	65 55
								89	H	Georgia Tech	65 60	262	H	East Carolina	76 53
												270	A	ETSU	60 67
												277	A	Pittsburgh	48 53
LAST 10 Division I															
89	A	Georgia Tech	52 62	24	H	Florida St.	65 70								
103	H	Notre Dame	71 75	13	A	NC State	45 59								
77	A	Boston College	54 67	51	H	Virginia	62 56								
277	A	Pittsburgh	48 53	12	A	Louisville	61 75								
88	H	Syracuse	65 60	197	H	Clemson	63 58								

Non-Div I Games:

Wake Forest

■ Loss, 
 ■ Non-Conf, 
 ■ S Site, 
 ■ H Home 
 ■ A Away 
 N Neutral

Average RPI Win:	182	WON-LOST	WINNING	LAST 10	STRENGTH OF	OPP. STRENGTH	TEAM	ADJ.	CONF.	ADJ CONF.
Average RPI Loss:	75	RECORD	PCT. RANK	GAMES	SCHEDULE	OF SCHEDULE	RPI	RPI	RPI	RPI
DIV. I ONLY	11- 12	189	1-9	62	57	132	132	1	1	
DIV. I NON-CONF.	8- 3	68	0	176	224	123	123	1	1	
TOTALS	RPI 1-25	RPI 26-50	W-L RECORDS	RPI 51-100	RPI 101-150	RPI 150+				
11- 12	1- 4	0- 1	OVERALL	2- 3	2- 3	6- 1				
5- 9	0- 2	0- 1	HOME	1- 2	0- 3	4- 1				
3- 3	0- 2	0- 0	AWAY	1- 1	2- 0	0- 0				
3- 0	1- 0	0- 0	NEUTRAL	0- 0	0- 0	2- 0				
8- 3	1- 0	0- 0	NON-CONFERENCE	0- 0	1- 2	6- 1				
4- 3	0- 0	0- 0	HOME	0- 0	0- 2	4- 1				
1- 0	0- 0	0- 0	AWAY	0- 0	1- 0	0- 0				
3- 0	1- 0	0- 0	NEUTRAL	0- 0	0- 0	2- 0				
3- 9	0- 4	0- 1	CONFERENCE	2- 3	1- 1	0- 0				
1- 6	0- 2	0- 1	HOME	1- 2	0- 1	0- 0				
2- 3	0- 2	0- 0	AWAY	1- 1	1- 0	0- 0				
0- 0	0- 0	0- 0	NEUTRAL	0- 0	0- 0	0- 0				

RPI	S	Opponent	Score	RPI	S	Opponent	Score	RPI	S	Opponent	Score	RPI	S	Opponent	Score	Team's RPI: 132
5	A	UCLA	80 85	27	H	Arizona St.	50 67	66	H	Colorado	61 52	106	H	Vanderbilt	74 76	
6	N	Iowa	70 63					81	A	Southern California	78 81	118	A	San Diego	65 47	
10	A	Stanford	56 77					92	H	Utah	65 74	135	A	California	67 64	
10	H	Stanford	41 58					93	A	Washington St.	65 56	135	H	California	74 81	
21	H	Arizona	58 66					93	H	Washington St.	59 66	144	H	Tulane	62 64	
												179	H	Hawaii	50 62	
												216	H	CSU Bakersfield	80 49	
												228	N	Iona	65 34	
												243	H	San Francisco	73 54	
												267	N	Howard	75 58	
												309	H	Seattle U	78 46	
												321	H	Weber St.	94 41	
LAST 10 Division I																
66	H	Colorado	61 52	5	A	UCLA	80 85	21	H	Arizona	58 66					
92	H	Utah	65 74	27	H	Arizona St.	50 67	93	H	Washington St.	59 66					
135	H	California	74 81	10	A	Stanford	56 77									

Non-Div I Games:

Washington

■ Loss, 
■ Non-Conf, 
■ S Site, 
■ H Home 
■ A Away 
N Neutral

Average RPI Win:	182	WON-LOST	WINNING	LAST 10	STRENGTH OF	OPP. STRENGTH	TEAM	ADJ.	CONF.	ADJ CONF.
Average RPI Loss:	38	RECORD	PCT. RANK	GAMES	SCHEDULE	OF SCHEDULE	RPI	RPI	RPI	RPI
DIV. I ONLY	11- 13	204	4-6	20	23	93	93	1	1	
DIV. I NON-CONF.	7- 5	131	0	45	55	81	81	1	1	
TOTALS	RPI 1-25	RPI 26-50	W-L RECORDS	RPI 51-100	RPI 101-150	RPI 150+				
11- 13	0- 8	0- 1	OVERALL	2- 3	4- 1	5- 0				
7- 6	0- 3	0- 1	HOME	2- 1	1- 1	4- 0				
3- 4	0- 2	0- 0	AWAY	0- 2	3- 0	0- 0				
1- 3	0- 3	0- 0	NEUTRAL	0- 0	0- 0	1- 0				
7- 5	0- 4	0- 0	NON-CONFERENCE	1- 1	1- 0	5- 0				
5- 1	0- 1	0- 0	HOME	1- 0	0- 0	4- 0				
1- 1	0- 0	0- 0	AWAY	0- 1	1- 0	0- 0				
1- 3	0- 3	0- 0	NEUTRAL	0- 0	0- 0	1- 0				
4- 8	0- 4	0- 1	CONFERENCE	1- 2	3- 1	0- 0				
2- 5	0- 2	0- 1	HOME	1- 1	1- 1	0- 0				
2- 3	0- 2	0- 0	AWAY	0- 1	2- 0	0- 0				
0- 0	0- 0	0- 0	NEUTRAL	0- 0	0- 0	0- 0				

RPI 1-25				RPI 26-50				RPI 51-100 Team's RPI: 93				RPI 101+			
RPI	S	Opponent	Score	RPI	S	Opponent	Score	RPI	S	Opponent	Score	RPI	S	Opponent	Score
2	N	South Carolina	53 68	27	H	Arizona St.	56 65	66	H	Colorado	69 59	123	A	Boise St.	80 68
5	A	UCLA	50 66					69	H	BYU	67 50	132	A	Washington	66 59
8	N	Baylor	66 89					74	A	Miami (FL)	68 74	132	H	Washington	56 65
10	A	Stanford	58 77					81	A	Southern California	63 74	135	A	California	96 75
10	H	Stanford	49 71					92	H	Utah	66 78	135	H	California	92 66
11	H	Gonzaga	53 76									187	H	Pepperdine	85 48
15	N	Indiana	44 78									241	N	Southern U.	69 54
21	H	Arizona	67 74									288	H	CSUN	71 61
												302	H	UC Irvine	87 59
												326	H	Ark.-Pine Bluff	85 56
LAST 10 Division I															
92	H	Utah	66 78	81	A	Southern California	63 74								
66	H	Colorado	69 59	27	H	Arizona St.	56 65								
10	H	Stanford	49 71	21	H	Arizona	67 74								
135	H	California	92 66	132	A	Washington	66 59								
5	A	UCLA	50 66	135	A	California	96 75								

Non-Div I Games:

Washington St.

Average RPI Win:	281	WON-LOST	WINNING	LAST 10	STRENGTH OF	OPP. STRENGTH	TEAM	ADJ.	CONF.	ADJ CONF.
Average RPI Loss:	183	RECORD	PCT. RANK	GAMES	SCHEDULE	OF SCHEDULE	RPI	RPI	RPI	RPI
DIV. I ONLY	3- 19	329	1-9	250	231	321	321	18	18	
DIV. I NON-CONF.	2- 7	288	0	189	209	258	258	17	17	
TOTALS	RPI 1-25	RPI 26-50	W-L RECORDS	RPI 51-100	RPI 101-150	RPI 150+				
3- 19	0- 1	0- 0	OVERALL	0- 2	0- 4	3- 12				
1- 7	0- 0	0- 0	HOME	0- 0	0- 1	1- 6				
2- 12	0- 1	0- 0	AWAY	0- 2	0- 3	2- 6				
0- 0	0- 0	0- 0	NEUTRAL	0- 0	0- 0	0- 0				
2- 7	0- 1	0- 0	NON-CONFERENCE	0- 1	0- 3	2- 2				
1- 1	0- 0	0- 0	HOME	0- 0	0- 1	1- 0				
1- 6	0- 1	0- 0	AWAY	0- 1	0- 2	1- 2				
0- 0	0- 0	0- 0	NEUTRAL	0- 0	0- 0	0- 0				
1- 12	0- 0	0- 0	CONFERENCE	0- 1	0- 1	1- 10				
0- 6	0- 0	0- 0	HOME	0- 0	0- 0	0- 6				
1- 6	0- 0	0- 0	AWAY	0- 1	0- 1	1- 4				
0- 0	0- 0	0- 0	NEUTRAL	0- 0	0- 0	0- 0				

RPI	S	Opponent	Score	RPI	S	Opponent	Score	RPI	S	Opponent	Score	RPI	S	Opponent	Score	Team's RPI: 321
5	A	UCLA	45 85					91	A	Montana St.	52 81	105	A	Pacific	53 76	
								92	A	Utah	46 75	121	A	Idaho	50 70	
												132	A	Washington	41 94	
												143	H	Portland	59 78	
												164	H	Southern Utah	71 87	
												174	A	Montana	57 85	
												186	A	Northern Ariz.	61 92	
												186	H	Northern Ariz.	82 88	
												192	H	Portland St.	57 76	
												198	H	Idaho St.	54 65	
												212	A	UTEP	51 70	
												233	A	Northern Colo.	65 60	
												233	H	Northern Colo.	65 69	
												287	A	UC Riverside	64 54	
												306	A	Eastern Wash.	53 63	
												308	A	Sacramento St.	52 58	
												308	H	Sacramento St.	67 91	
												322	A	New Mexico St.	47 77	
												324	H	Utah Valley	72 46	
LAST 10 Division I																
186	A	Northern Ariz.	61 92	91	A	Montana St.	52 81									
308	A	Sacramento St.	52 58	192	H	Portland St.	57 76									
233	H	Northern Colo.	65 69	198	H	Idaho St.	54 65									
164	H	Southern Utah	71 87	308	H	Sacramento St.	67 91									
174	A	Montana	57 85	233	A	Northern Colo.	65 60									

Non-Div I Games:

Weber St.



## West Virginia

Through Games Of Feb. 9, 2020

Average RPI Win:	152	WON-LOST	WINNING	LAST 10	STRENGTH OF	OPP. STRENGTH	TEAM	ADJ.	CONF.	ADJ CONF.
Average RPI Loss:	34	RECORD	PCT. RANK	GAMES	SCHEDULE	OF SCHEDULE	RPI	RPI	RPI	RPI
DIV. I ONLY	14- 7	74	4-6	60	16	46	46	3	3	
DIV. I NON-CONF.	10- 1	20	0	151	138	38	38	4	4	
TOTALS	RPI 1-25	RPI 26-50	W-L RECORDS	RPI 51-100	RPI 101-150	RPI 150+				
14- 7	1- 2	2- 5	OVERALL	2- 0	3- 0	6- 0				
7- 2	0- 0	2- 2	HOME	0- 0	1- 0	4- 0				
3- 4	1- 2	0- 2	AWAY	0- 0	2- 0	0- 0				
4- 1	0- 0	0- 1	NEUTRAL	2- 0	0- 0	2- 0				
10- 1	1- 0	0- 1	NON-CONFERENCE	2- 0	1- 0	6- 0				
5- 0	0- 0	0- 0	HOME	0- 0	1- 0	4- 0				
1- 0	1- 0	0- 0	AWAY	0- 0	0- 0	0- 0				
4- 1	0- 0	0- 1	NEUTRAL	2- 0	0- 0	2- 0				
4- 6	0- 2	2- 4	CONFERENCE	0- 0	2- 0	0- 0				
2- 2	0- 0	2- 2	HOME	0- 0	0- 0	0- 0				
2- 4	0- 2	0- 2	AWAY	0- 0	2- 0	0- 0				
0- 0	0- 0	0- 0	NEUTRAL	0- 0	0- 0	0- 0				

RPI 1-25				RPI 26-50				Team's RPI: 46				RPI 51-100				RPI 101+			
RPI	S	Opponent	Score	RPI	S	Opponent	Score	RPI	S	Opponent	Score	RPI	S	Opponent	Score	RPI	S	Opponent	Score
8	A	Baylor	51 91	31	H	Texas	68 63	88	N	Syracuse	71 69	115	A	Kansas	68 49				
9	A	Mississippi St.	71 65	34	N	Creighton	75 82	100	N	Michigan St.	63 57	119	A	Kansas St.	74 63				
23	A	TCU	60 73	38	A	Oklahoma	58 68					134	H	Cornell	68 62				
				38	H	Oklahoma	49 73					172	N	Norfolk St.	72 55				
				49	H	Iowa St.	79 71					193	N	New Mexico	73 60				
				50	A	Oklahoma St.	57 60					213	H	Radford	74 37				
				50	H	Oklahoma St.	55 57					261	H	Saint Francis (PA)	74 45				
												304	H	Presbyterian	56 40				
												343	H	Coppin St.	82 47				
LAST 10 Division I																			
50	A	Oklahoma St.	57 60	8	A	Baylor	51 91												
38	A	Oklahoma	58 68	38	H	Oklahoma	49 73												
49	H	Iowa St.	79 71	31	H	Texas	68 63												
23	A	TCU	60 73	115	A	Kansas	68 49												
50	H	Oklahoma St.	55 57	119	A	Kansas St.	74 63												

Non-Div I Games:

West Virginia

■ Loss, 
 ■ Non-Conf, 
 ■ S Site, 
 ■ H Home 
 ■ A Away 
 N Neutral

WON-LOST				STRENGTH OF						
Average RPI Win:	298	WON-LOST	WINNING	LAST 10	SCHEDULE	OPP. STRENGTH	TEAM	ADJ.	CONF.	ADJ CONF.
Average RPI Loss:	198	RECORD	PCT. RANK	GAMES		OF SCHEDULE	RPI	RPI	RPI	RPI
DIV. I ONLY	3- 19	329	2-8	263	320	337	337	26	26	
DIV. I NON-CONF.	1- 12	335	0-1	146	344	328	328	22	22	
TOTALS	RPI 1-25	RPI 26-50	W-L RECORDS	RPI 51-100	RPI 101-150	RPI 150+				
3- 19	0- 0	0- 0	OVERALL	0- 2	0- 3	3- 14				
2- 9	0- 0	0- 0	HOME	0- 1	0- 1	2- 7				
1- 10	0- 0	0- 0	AWAY	0- 1	0- 2	1- 7				
0- 0	0- 0	0- 0	NEUTRAL	0- 0	0- 0	0- 0				
1- 12	0- 0	0- 0	NON-CONFERENCE	0- 2	0- 3	1- 7				
1- 6	0- 0	0- 0	HOME	0- 1	0- 1	1- 4				
0- 6	0- 0	0- 0	AWAY	0- 1	0- 2	0- 3				
0- 0	0- 0	0- 0	NEUTRAL	0- 0	0- 0	0- 0				
2- 7	0- 0	0- 0	CONFERENCE	0- 0	0- 0	2- 7				
1- 3	0- 0	0- 0	HOME	0- 0	0- 0	1- 3				
1- 4	0- 0	0- 0	AWAY	0- 0	0- 0	1- 4				
0- 0	0- 0	0- 0	NEUTRAL	0- 0	0- 0	0- 0				

RPI 1-25				RPI 26-50				RPI 51-100				RPI 101+				Team's RPI: 337	
RPI	S	Opponent	Score	RPI	S	Opponent	Score	RPI	S	Opponent	Score	RPI	S	Opponent	Score		
								77	A	North Carolina	55	92	117	H	Campbell	40	61
								98	H	Coastal Caro.	43	66	120	A	Davidson	51	101
													137	A	Elon	24	68
													153	A	UNC Greensboro	43	54
													162	H	Tennessee Tech	58	62
													175	H	Samford	50	62
													191	H	Cleveland St.	61	68
													196	A	Furman	53	69
													221	A	Gardner-Webb	62	88
													234	A	Chattanooga	61	53
													234	H	Chattanooga	52	59
													244	H	UNC Asheville	47	64
													252	A	Col. of Charleston	62	73
													253	H	Winthrop	60	63
													265	A	Wofford	63	76
													270	A	ETSU	49	76
													270	H	ETSU	57	62
													318	H	Mercer	51	40
													335	A	USC Upstate	62	70
													341	H	Charleston So.	69	64
LAST 10 Division I																	
				234	A	Chattanooga	61	53	265	A	Wofford	63	76				
				270	A	ETSU	49	76	153	A	UNC Greensboro	43	54				
				318	H	Mercer	51	40	270	H	ETSU	57	62				
				175	H	Samford	50	62	234	H	Chattanooga	52	59				
				196	A	Furman	53	69	252	A	Col. of Charleston	62	73				

Non-Div I Games:	Southern Wesleyan	70	37	UVa-Wise	64	55
------------------	-------------------	----	----	----------	----	----

Western Caro.

Loss, Non-Conf, S Site, H Home A Away N Neutral

Average RPI Win:	281	WON-LOST	WINNING	LAST 10	STRENGTH OF	OPP. STRENGTH	TEAM	ADJ.	CONF.	ADJ CONF.
Average RPI Loss:	92	RECORD	PCT. RANK	GAMES	SCHEDULE	OF SCHEDULE	RPI	RPI	RPI	RPI
DIV. I ONLY	10- 11	192	7-3	242	150	209	209	19	19	
DIV. I NON-CONF.	3- 7	252	0	182	67	240	240	18	18	
TOTALS	RPI 1-25	RPI 26-50	W-L RECORDS	RPI 51-100	RPI 101-150	RPI 150+				
10- 11	0- 0	0- 4	OVERALL	0- 4	1- 1	9- 2				
6- 3	0- 0	0- 2	HOME	0- 1	1- 0	5- 0				
4- 6	0- 0	0- 2	AWAY	0- 2	0- 1	4- 1				
0- 2	0- 0	0- 0	NEUTRAL	0- 1	0- 0	0- 1				
3- 7	0- 0	0- 3	NON-CONFERENCE	0- 2	1- 1	2- 1				
2- 1	0- 0	0- 1	HOME	0- 0	1- 0	1- 0				
1- 4	0- 0	0- 2	AWAY	0- 1	0- 1	1- 0				
0- 2	0- 0	0- 0	NEUTRAL	0- 1	0- 0	0- 1				
7- 4	0- 0	0- 1	CONFERENCE	0- 2	0- 0	7- 1				
4- 2	0- 0	0- 1	HOME	0- 1	0- 0	4- 0				
3- 2	0- 0	0- 0	AWAY	0- 1	0- 0	3- 1				
0- 0	0- 0	0- 0	NEUTRAL	0- 0	0- 0	0- 0				

RPI S	Opponent	Score	RPI S	Opponent	Score	RPI S	Opponent	Score	RPI S	Opponent	Score	Team's RPI: 209
29	A Drake	75 94	64	A South Dakota St.	45 75	129	H Southeast Mo. St.	97 91				
40	A Purdue	59 66	64	H South Dakota St.	48 89	131	A Missouri	89 97				
42	H South Dakota	65 96	80	A Illinois St.	65 78	208	H Oral Roberts	75 61				
43	H Bradley	49 84	85	N Southern Ill.	65 79	211	A North Dakota	71 77				
						220	N Eastern Ill.	52 60				
						282	H Indiana St.	83 72				
						292	A North Dakota St.	79 78				
						292	H North Dakota St.	86 79				
						294	H Denver	82 75				
						303	A Omaha	83 69				
						330	A Purdue Fort Wayne	83 74				
						330	H Purdue Fort Wayne	79 68				
						350	A Chicago St.	88 78				
LAST 10 Division I												
330	A Purdue Fort Wayne	83 74	208	H Oral Roberts	75 61							
292	H North Dakota St.	86 79	294	H Denver	82 75							
64	H South Dakota St.	48 89	330	H Purdue Fort Wayne	79 68							
211	A North Dakota	71 77	64	A South Dakota St.	45 75							
303	A Omaha	83 69	292	A North Dakota St.	79 78							

Non-Div I Games: Culver-Stockton 82 76 Ill.-Springfield 91 51 Mo. Baptist 90 69

Western Ill.

Average RPI Win:	158	WON-LOST	WINNING	LAST 10	STRENGTH OF	OPP. STRENGTH	TEAM	ADJ.	CONF.	ADJ CONF.
Average RPI Loss:	97	RECORD	PCT. RANK	GAMES	SCHEDULE	OF SCHEDULE	RPI	RPI	RPI	RPI
DIV. I ONLY	16- 6	51	8-2	82	81	30	30	13	13	
DIV. I NON-CONF.	8- 3	68	0	81	6	24	24	14	14	
TOTALS	RPI 1-25	RPI 26-50	W-L RECORDS	RPI 51-100	RPI 101-150	RPI 150+				
16- 6	1- 1	1- 2	OVERALL	4- 1	1- 0	9- 2				
8- 0	1- 0	1- 0	HOME	2- 0	1- 0	3- 0				
7- 6	0- 1	0- 2	AWAY	2- 1	0- 0	5- 2				
1- 0	0- 0	0- 0	NEUTRAL	0- 0	0- 0	1- 0				
8- 3	1- 1	1- 1	NON-CONFERENCE	2- 0	0- 0	4- 1				
4- 0	1- 0	1- 0	HOME	1- 0	0- 0	1- 0				
3- 3	0- 1	0- 1	AWAY	1- 0	0- 0	2- 1				
1- 0	0- 0	0- 0	NEUTRAL	0- 0	0- 0	1- 0				
8- 3	0- 0	0- 1	CONFERENCE	2- 1	1- 0	5- 1				
4- 0	0- 0	0- 0	HOME	1- 0	1- 0	2- 0				
4- 3	0- 0	0- 1	AWAY	1- 1	0- 0	3- 1				
0- 0	0- 0	0- 0	NEUTRAL	0- 0	0- 0	0- 0				

RPI 1-25				RPI 26-50				Team's RPI: 30				RPI 51-100				RPI 101+			
RPI	S	Opponent	Score	RPI	S	Opponent	Score	RPI	S	Opponent	Score	RPI	S	Opponent	Score	RPI	S	Opponent	Score
12	A	Louisville	56 75	32	A	Old Dominion	65 76	57	H	Belmont	77 46	110	H	UAB	69 65				
18	H	Central Mich.	93 58	38	H	Oklahoma	74 63	60	H	Middle Tenn.	71 63	155	A	Saint Mary's (CA)	73 80				
				40	A	Purdue	50 67	70	A	Ball St.	91 86	175	A	Samford	88 84				
								76	A	Charlotte	60 56	181	H	Fla. Atlantic	68 59				
								87	A	Rice	65 73	183	H	Little Rock	77 58				
												218	A	Southern Miss.	81 65				
												242	A	Louisiana Tech	84 75				
												245	N	Tulsa	76 63				
												247	A	Marshall	74 65				
												258	A	North Texas	54 61				
												286	H	FIU	71 51				
												318	A	Mercer	75 62				
LAST 10 Division I																			
218	A	Southern Miss.	81 65	76	A	Charlotte	60 56												
242	A	Louisiana Tech	84 75	32	A	Old Dominion	65 76												
286	H	FIU	71 51	60	H	Middle Tenn.	71 63												
181	H	Fla. Atlantic	68 59	110	H	UAB	69 65												
247	A	Marshall	74 65	87	A	Rice	65 73												

Non-Div I Games:

Western Ky.

Average RPI Win:	236	WON-LOST	WINNING	LAST 10	STRENGTH OF	OPP. STRENGTH	TEAM	ADJ.	CONF.	ADJ CONF.
Average RPI Loss:	129	RECORD	PCT. RANK	GAMES	SCHEDULE	OF SCHEDULE	RPI	RPI	RPI	RPI
DIV. I ONLY	10- 10	175	4-6	181	192	178	178	10	10	
DIV. I NON-CONF.	6- 4	123	0	277	332	184	184	10	10	
TOTALS	RPI 1-25	RPI 26-50	W-L RECORDS	RPI 51-100	RPI 101-150	RPI 150+				
10- 10	0- 1	0- 1	OVERALL	1- 2	2- 1	7- 5				
5- 3	0- 1	0- 0	HOME	1- 0	1- 0	3- 2				
3- 6	0- 0	0- 1	AWAY	0- 1	1- 1	2- 3				
2- 1	0- 0	0- 0	NEUTRAL	0- 1	0- 0	2- 0				
6- 4	0- 0	0- 1	NON-CONFERENCE	0- 1	1- 0	5- 2				
2- 1	0- 0	0- 0	HOME	0- 0	0- 0	2- 1				
2- 2	0- 0	0- 1	AWAY	0- 0	1- 0	1- 1				
2- 1	0- 0	0- 0	NEUTRAL	0- 1	0- 0	2- 0				
4- 6	0- 1	0- 0	CONFERENCE	1- 1	1- 1	2- 3				
3- 2	0- 1	0- 0	HOME	1- 0	1- 0	1- 1				
1- 4	0- 0	0- 0	AWAY	0- 1	0- 1	1- 2				
0- 0	0- 0	0- 0	NEUTRAL	0- 0	0- 0	0- 0				

RPI 1-25				RPI 26-50				RPI 51-100				RPI 101+ Team's RPI: 178			
RPI	S	Opponent	Score	RPI	S	Opponent	Score	RPI	S	Opponent	Score	RPI	S	Opponent	Score
18	H	Central Mich.	70 80	37	A	Michigan	55 76	53	H	Ohio	73 72	111	A	Kent St.	63 75
								70	A	Ball St.	65 68	136	A	Loyola Chicago	70 60
								75	N	Stony Brook	47 50	147	H	Toledo	84 72
												165	H	Eastern Mich.	79 83
												168	A	Miami (OH)	67 70
												181	H	Fla. Atlantic	79 80
												194	A	Akron	56 51
												194	H	Akron	79 71
												212	A	UTEP	46 76
												249	A	Bowling Green	63 72
												294	N	Denver	79 70
												322	N	New Mexico St.	79 76
												328	H	Detroit Mercy	82 67
												342	A	UIC	80 52
												350	H	Chicago St.	90 69
LAST 10 Division I															
165	H	Eastern Mich.	79 83	18	H	Central Mich.	70 80								
168	A	Miami (OH)	67 70	53	H	Ohio	73 72								
70	A	Ball St.	65 68	111	A	Kent St.	63 75								
194	H	Akron	79 71	194	A	Akron	56 51								
249	A	Bowling Green	63 72	147	H	Toledo	84 72								

Non-Div I Games: Kentucky St. 80 41

Western Mich.

Average RPI Win:	207	WON-LOST	WINNING	LAST 10	STRENGTH OF	OPP. STRENGTH	TEAM	ADJ.	CONF.	ADJ CONF.
Average RPI Loss:	93	RECORD	PCT. RANK	GAMES	SCHEDULE	OF SCHEDULE	RPI	RPI	RPI	RPI
DIV. I ONLY	13- 10	131	5-5	196	72	148	148	9	9	
DIV. I NON-CONF.	8- 5	117	0	210	99	134	134	9	9	
TOTALS	RPI 1-25	RPI 26-50	W-L RECORDS	RPI 51-100	RPI 101-150	RPI 150+				
13- 10	0- 2	1- 3	OVERALL	3- 1	0- 1	9- 3				
9- 3	0- 0	1- 1	HOME	1- 1	0- 1	7- 0				
3- 6	0- 2	0- 1	AWAY	1- 0	0- 0	2- 3				
1- 1	0- 0	0- 1	NEUTRAL	1- 0	0- 0	0- 0				
8- 5	0- 1	1- 3	NON-CONFERENCE	1- 0	0- 0	6- 1				
6- 1	0- 0	1- 1	HOME	0- 0	0- 0	5- 0				
1- 3	0- 1	0- 1	AWAY	0- 0	0- 0	1- 1				
1- 1	0- 0	0- 1	NEUTRAL	1- 0	0- 0	0- 0				
5- 5	0- 1	0- 0	CONFERENCE	2- 1	0- 1	3- 2				
3- 2	0- 0	0- 0	HOME	1- 1	0- 1	2- 0				
2- 3	0- 1	0- 0	AWAY	1- 0	0- 0	1- 2				
0- 0	0- 0	0- 0	NEUTRAL	0- 0	0- 0	0- 0				

RPI 1-25				RPI 26-50				RPI 51-100				RPI 101+ Team's RPI: 148			
RPI	S	Opponent	Score	RPI	S	Opponent	Score	RPI	S	Opponent	Score	RPI	S	Opponent	Score
4	A	Missouri St.	55 68	33	N	Virginia Tech	63 84	67	H	South Fla.	50 56	144	H	Tulane	56 61
7	A	UConn	55 83	34	A	Creighton	46 56	73	A	Temple	85 75	154	A	Houston	56 64
				38	H	Oklahoma	88 83	73	H	Temple	72 70	165	H	Eastern Mich.	63 52
				47	H	UNI	50 61	91	N	Montana St.	66 64	208	A	Oral Roberts	66 79
												230	A	SMU	44 64
												241	H	Southern U.	69 63
												242	A	Louisiana Tech	88 80
												245	H	Tulsa	57 46
												262	A	East Carolina	61 53
												262	H	East Carolina	57 55
												323	H	Houston Baptist	59 42
												326	H	Ark.-Pine Bluff	100 50
												349	H	Grambling	77 65
LAST 10 Division I															
				73	A	Temple	85 75	73	H	Temple	72 70				
				262	H	East Carolina	57 55	245	H	Tulsa	57 46				
				230	A	SMU	44 64	262	A	East Carolina	61 53				
				154	A	Houston	56 64	144	H	Tulane	56 61				
				67	H	South Fla.	50 56	7	A	UConn	55 83				

Non-Div I Games:

Wichita St.

■ Loss, 
■ Non-Conf, 
■ S Site, 
■ H Home 
■ A Away 
N Neutral



## Winthrop

Through Games Of Feb. 9, 2020

Average RPI Win:	286	WON-LOST	WINNING	LAST 10	STRENGTH OF	OPP. STRENGTH	TEAM	ADJ.	CONF.	ADJ CONF.
Average RPI Loss:	190	RECORD	PCT. RANK	GAMES	SCHEDULE	OF SCHEDULE	RPI	RPI	RPI	RPI
DIV. I ONLY	10- 11	192	5-5	316	316	253	253	25	25	
DIV. I NON-CONF.	3- 6	235	0	292	298	285	285	27	27	
TOTALS	RPI 1-25	RPI 26-50	W-L RECORDS	RPI 51-100	RPI 101-150	RPI 150+				
10- 11	0- 0	0- 2	OVERALL	0- 0	0- 1	10- 8				
5- 4	0- 0	0- 0	HOME	0- 0	0- 0	5- 4				
5- 6	0- 0	0- 2	AWAY	0- 0	0- 1	5- 3				
0- 1	0- 0	0- 0	NEUTRAL	0- 0	0- 0	0- 1				
3- 6	0- 0	0- 2	NON-CONFERENCE	0- 0	0- 0	3- 4				
0- 3	0- 0	0- 0	HOME	0- 0	0- 0	0- 3				
3- 2	0- 0	0- 2	AWAY	0- 0	0- 0	3- 0				
0- 1	0- 0	0- 0	NEUTRAL	0- 0	0- 0	0- 1				
7- 5	0- 0	0- 0	CONFERENCE	0- 0	0- 1	7- 4				
5- 1	0- 0	0- 0	HOME	0- 0	0- 0	5- 1				
2- 4	0- 0	0- 0	AWAY	0- 0	0- 1	2- 3				
0- 0	0- 0	0- 0	NEUTRAL	0- 0	0- 0	0- 0				

RPI 1-25				RPI 26-50				RPI 51-100				RPI 101+ Team's RPI: 253			
RPI	S	Opponent	Score	RPI	S	Opponent	Score	RPI	S	Opponent	Score	RPI	S	Opponent	Score
				28	A	Kentucky	36 91					117	A	Campbell	47 63
				32	A	Old Dominion	44 68					170	H	Hampton	72 66
												188	A	High Point	61 94
												188	H	High Point	69 63
												213	A	Radford	53 54
												221	A	Gardner-Webb	59 71
												228	H	Iona	61 68
												244	H	UNC Asheville	43 50
												252	H	Col. of Charleston	73 84
												259	H	Longwood	74 63
												260	A	UNCW	75 63
												265	N	Wofford	59 60
												298	H	Ga. Southern	47 91
												304	H	Presbyterian	61 54
												320	A	N.C. Central	56 46
												335	A	USC Upstate	52 38
												337	A	Western Caro.	63 60
												341	A	Charleston So.	58 53
												341	H	Charleston So.	56 46
LAST 10 Division I															
				341	H	Charleston So.	56 46	213	A	Radford	53 54				
				188	A	High Point	61 94	117	A	Campbell	47 63				
				244	H	UNC Asheville	43 50	304	H	Presbyterian	61 54				
				341	A	Charleston So.	58 53	335	A	USC Upstate	52 38				
				259	H	Longwood	74 63	221	A	Gardner-Webb	59 71				

Non-Div I Games:

Winthrop

■ Loss, 
 ■ Non-Conf, 
 ■ S Site, 
 ■ Home 
 ■ A Away 
 N Neutral



Average RPI Win:	<b>202</b>	WON-LOST	WINNING	LAST 10	STRENGTH OF	OPP. STRENGTH	TEAM	ADJ.	CONF.	ADJ CONF.
Average RPI Loss:	<b>51</b>	RECORD	PCT. RANK	GAMES	SCHEDULE	OF SCHEDULE	RPI	RPI	RPI	RPI
DIV. I ONLY	<b>11- 13</b>	<b>204</b>	<b>2-8</b>	<b>61</b>	<b>59</b>	<b>128</b>	<b>128</b>	<b>2</b>	<b>2</b>	
DIV. I NON-CONF.	<b>8- 3</b>	<b>68</b>	<b>0</b>	<b>168</b>	<b>232</b>	<b>90</b>	<b>90</b>	<b>2</b>	<b>2</b>	
TOTALS	RPI 1-25	RPI 26-50	W-L RECORDS	RPI 51-100	RPI 101-150	RPI 150+				
11- 13	0- 2	0- 5	OVERALL	3- 6	0- 0	8- 0				
7- 5	0- 1	0- 2	HOME	1- 2	0- 0	6- 0				
3- 7	0- 1	0- 2	AWAY	1- 4	0- 0	2- 0				
1- 1	0- 0	0- 1	NEUTRAL	1- 0	0- 0	0- 0				
8- 3	0- 0	0- 1	NON-CONFERENCE	2- 2	0- 0	6- 0				
6- 0	0- 0	0- 0	HOME	1- 0	0- 0	5- 0				
1- 2	0- 0	0- 0	AWAY	0- 2	0- 0	1- 0				
1- 1	0- 0	0- 1	NEUTRAL	1- 0	0- 0	0- 0				
3- 10	0- 2	0- 4	CONFERENCE	1- 4	0- 0	2- 0				
1- 5	0- 1	0- 2	HOME	0- 2	0- 0	1- 0				
2- 5	0- 1	0- 2	AWAY	1- 2	0- 0	1- 0				
0- 0	0- 0	0- 0	NEUTRAL	0- 0	0- 0	0- 0				

RPI 1-25				RPI 26-50				RPI 51-100				RPI 101+				Team's RPI: 128
RPI	S	Opponent	Score	RPI	S	Opponent	Score	RPI	S	Opponent	Score	RPI	S	Opponent	Score	
6	H	Iowa	78 <b>85</b>	26	A	Ohio St.	74 <b>82</b>	52	A	Minnesota	72 62	171	A	Illinois	73 64	
15	A	Indiana	65 <b>75</b>	37	H	Michigan	56 <b>68</b>	52	H	Minnesota	64 <b>73</b>	204	H	Penn St.	71 65	
				39	N	Arkansas	64 <b>68</b>	66	A	Colorado	57 <b>74</b>	220	H	Eastern Ill.	63 55	
				40	A	Purdue	61 <b>72</b>	70	N	Ball St.	67 56	235	H	Milwaukee	71 40	
				48	H	Rutgers	61 <b>64</b>	72	A	Nebraska	50 <b>65</b>	265	H	Wofford	78 65	
								72	H	Nebraska	71 <b>72</b>	289	H	Prairie View	68 42	
								89	A	Georgia Tech	41 <b>60</b>	292	A	North Dakota St.	64 63	
								95	H	North Florida	75 62	331	H	Alabama St.	85 67	
								100	A	Michigan St.	52 <b>69</b>					
LAST 10 Division I																
26	A	Ohio St.	74 <b>82</b>	52	A	Minnesota	72 62									
52	H	Minnesota	64 <b>73</b>	6	H	Iowa	78 <b>85</b>									
171	A	Illinois	73 64	37	H	Michigan	56 <b>68</b>									
15	A	Indiana	65 <b>75</b>	100	A	Michigan St.	52 <b>69</b>									
72	H	Nebraska	71 <b>72</b>	72	A	Nebraska	50 <b>65</b>									

Non-Div I Games:

Wisconsin

■ Loss, 
 ■ Non-Conf, 
 S Site, 
 H Home 
 A Away 
 N Neutral

Average RPI Win:	251	WON-LOST	WINNING	LAST 10	STRENGTH OF	OPP. STRENGTH	TEAM	ADJ.	CONF.	ADJ CONF.
Average RPI Loss:	197	RECORD	PCT. RANK	GAMES	SCHEDULE	OF SCHEDULE	RPI	RPI	RPI	RPI
DIV. I ONLY	10- 11	192	6-4	307	273	265	265	26	26	
DIV. I NON-CONF.	4- 8	235	0-1	228	306	290	290	22	22	
TOTALS	RPI 1-25	RPI 26-50	W-L RECORDS	RPI 51-100	RPI 101-150	RPI 150+				
10- 11	0- 0	0- 0	OVERALL	0- 1	0- 3	10- 7				
7- 4	0- 0	0- 0	HOME	0- 1	0- 0	7- 3				
2- 7	0- 0	0- 0	AWAY	0- 0	0- 3	2- 4				
1- 0	0- 0	0- 0	NEUTRAL	0- 0	0- 0	1- 0				
4- 8	0- 0	0- 0	NON-CONFERENCE	0- 1	0- 3	4- 4				
3- 3	0- 0	0- 0	HOME	0- 1	0- 0	3- 2				
0- 5	0- 0	0- 0	AWAY	0- 0	0- 3	0- 2				
1- 0	0- 0	0- 0	NEUTRAL	0- 0	0- 0	1- 0				
6- 3	0- 0	0- 0	CONFERENCE	0- 0	0- 0	6- 3				
4- 1	0- 0	0- 0	HOME	0- 0	0- 0	4- 1				
2- 2	0- 0	0- 0	AWAY	0- 0	0- 0	2- 2				
0- 0	0- 0	0- 0	NEUTRAL	0- 0	0- 0	0- 0				

RPI S	Opponent	Score	RPI S	Opponent	Score	RPI S	Opponent	Score	RPI S	Opponent	Score	Team's RPI: 265
						98 H	Coastal Caro.	73 78	115 A	Kansas	64 83	
									127 A	Auburn	82 84	
									128 A	Wisconsin	65 78	
									153 H	UNC Greensboro	66 61	
									175 A	Samford	69 63	
									175 H	Samford	58 74	
									196 H	Furman	66 62	
									201 A	Northern Ky.	72 80	
									221 A	Gardner-Webb	53 67	
									234 A	Chattanooga	76 80	
									244 H	UNC Asheville	75 38	
									250 H	Appalachian St.	51 54	
									253 N	Winthrop	60 59	
									259 H	Longwood	79 76	
									270 A	ETSU	76 47	
									298 H	Ga. Southern	57 70	
									304 H	Presbyterian	67 60	
									318 A	Mercer	53 54	
									318 H	Mercer	77 49	
									337 H	Western Caro.	76 63	
LAST 10 Division I												
175 A	Samford	69 63	270 A	ETSU	76 47							
318 A	Mercer	53 54	234 A	Chattanooga	76 80							
196 H	Furman	66 62	318 H	Mercer	77 49							
153 H	UNC Greensboro	66 61	175 H	Samford	58 74							
337 H	Western Caro.	76 63	115 A	Kansas	64 83							

Non-Div I Games: Brevard 82 34 Erskine 100 38 UNKNOWN 89 38

Wofford

Loss, Non-Conf, S Site, H Home A Away N Neutral

Average RPI Win: <b>240</b>	WON-LOST	WINNING	LAST 10	STRENGTH OF	OPP. STRENGTH	TEAM	ADJ.	CONF.	ADJ CONF.
Average RPI Loss: <b>140</b>	RECORD	PCT. RANK	GAMES	SCHEDULE	OF SCHEDULE	RPI	RPI	RPI	RPI
DIV. I ONLY	13- 10	131	7-3	233	186	156	156	22	22
DIV. I NON-CONF.	4- 6	212	0	238	56	208	208	19	19
TOTALS	RPI 1-25	RPI 26-50	W-L RECORDS	RPI 51-100	RPI 101-150	RPI 150+			
13- 10	0- 0	0- 1	OVERALL	0- 2	1- 4	12- 3			
5- 3	0- 0	0- 0	HOME	0- 0	0- 2	5- 1			
7- 5	0- 0	0- 1	AWAY	0- 2	1- 1	6- 1			
1- 2	0- 0	0- 0	NEUTRAL	0- 0	0- 1	1- 1			
4- 6	0- 0	0- 1	NON-CONFERENCE	0- 1	0- 3	4- 1			
1- 1	0- 0	0- 0	HOME	0- 0	0- 1	1- 0			
2- 3	0- 0	0- 1	AWAY	0- 1	0- 1	2- 0			
1- 2	0- 0	0- 0	NEUTRAL	0- 0	0- 1	1- 1			
9- 4	0- 0	0- 0	CONFERENCE	0- 1	1- 1	8- 2			
4- 2	0- 0	0- 0	HOME	0- 0	0- 1	4- 1			
5- 2	0- 0	0- 0	AWAY	0- 1	1- 0	4- 1			
0- 0	0- 0	0- 0	NEUTRAL	0- 0	0- 0	0- 0			

RPI S	Opponent	Score	RPI S	Opponent	Score	RPI S	Opponent	Score	RPI S	Opponent	Score	Team's RPI: 156
49	A Iowa St.	71 79	54	A UCF	53 69	109	H Abilene Christian	64 83	115	N Kansas	63 74	
			55	A IUPUI	60 80	126	A UT Arlington	62 68	140	A Green Bay	70 58	
						140	H Green Bay	59 68	191	A Cleveland St.	75 73	
						191	H Cleveland St.	78 62	201	A Northern Ky.	63 55	
						216	H CSU Bakersfield	65 60	230	A SMU	69 61	
						235	A Milwaukee	58 60	235	H Milwaukee	67 77	
						246	A Youngstown St.	67 54	246	H Youngstown St.	91 41	
						251	N Loyola Maryland	66 51	263	A Xavier	86 74	
						281	H Oakland	85 66	283	N St. Bonaventure	56 57	
						328	H Detroit Mercy	67 61	342	A UIC	58 43	
LAST 10 Division I												
191	A Cleveland St.	75 73	328	H Detroit Mercy	67 61							
246	A Youngstown St.	67 54	201	A Northern Ky.	63 55							
235	H Milwaukee	67 77	55	A IUPUI	60 80							
140	H Green Bay	59 68	342	A UIC	58 43							
281	H Oakland	85 66	246	H Youngstown St.	91 41							

Non-Div I Games: Marian (IN) 64 60

Wright St.

■ Loss, 
 ■ Non-Conf, 
 ■ S Site, 
 ■ Home 
 ■ A Away 
 N Neutral

## Wyoming

Through Games Of Feb. 9, 2020

Average RPI Win:	237	WON-LOST	WINNING	LAST 10	STRENGTH OF	OPP. STRENGTH	TEAM	ADJ.	CONF.	ADJ CONF.
Average RPI Loss:	159	RECORD	PCT. RANK	GAMES	SCHEDULE	OF SCHEDULE	RPI	RPI	RPI	RPI
DIV. I ONLY	10- 11	192	4-6	198	228	205	205	17	17	
DIV. I NON-CONF.	3- 5	224	0	216	249	263	263	23	23	
TOTALS	RPI 1-25	RPI 26-50	W-L RECORDS	RPI 51-100	RPI 101-150	RPI 150+				
10- 11	0- 1	0- 0	OVERALL	0- 3	1- 1	9- 6				
6- 5	0- 1	0- 0	HOME	0- 1	1- 0	5- 3				
4- 6	0- 0	0- 0	AWAY	0- 2	0- 1	4- 3				
0- 0	0- 0	0- 0	NEUTRAL	0- 0	0- 0	0- 0				
3- 5	0- 1	0- 0	NON-CONFERENCE	0- 2	0- 0	3- 2				
2- 3	0- 1	0- 0	HOME	0- 1	0- 0	2- 1				
1- 2	0- 0	0- 0	AWAY	0- 1	0- 0	1- 1				
0- 0	0- 0	0- 0	NEUTRAL	0- 0	0- 0	0- 0				
7- 6	0- 0	0- 0	CONFERENCE	0- 1	1- 1	6- 4				
4- 2	0- 0	0- 0	HOME	0- 0	1- 0	3- 2				
3- 4	0- 0	0- 0	AWAY	0- 1	0- 1	3- 2				
0- 0	0- 0	0- 0	NEUTRAL	0- 0	0- 0	0- 0				

RPI 1-25				RPI 26-50				RPI 51-100				RPI 101+ Team's RPI: 205			
RPI	S	Opponent	Score	RPI	S	Opponent	Score	RPI	S	Opponent	Score	RPI	S	Opponent	Score
11	H	Gonzaga	54 65					59	A	Fresno St.	59 89	123	A	Boise St.	48 67
								64	A	South Dakota St.	40 67	123	H	Boise St.	73 68
								66	H	Colorado	56 66	151	H	San Jose St.	80 45
												155	H	Saint Mary's (CA)	69 67
												176	A	UNLV	53 65
												193	A	New Mexico	73 66
												193	H	New Mexico	71 74
												233	H	Northern Colo.	44 46
												255	H	Nevada	83 59
												257	A	San Diego St.	60 67
												257	H	San Diego St.	81 67
												268	H	Colorado St.	49 56
												278	A	Utah St.	65 54
												292	A	North Dakota St.	66 57
												294	A	Denver	57 71
												313	A	Air Force	65 63
												351	H	Mississippi Val.	95 22
LAST 10 Division I															
193	H	New Mexico	71 74	59	A	Fresno St.	59 89								
123	A	Boise St.	48 67	255	H	Nevada	83 59								
151	H	San Jose St.	80 45	176	A	UNLV	53 65								
278	A	Utah St.	65 54	257	A	San Diego St.	60 67								
257	H	San Diego St.	81 67	268	H	Colorado St.	49 56								

Non-Div I Games: Colo. Christian 70 31

Wyoming

■ Loss, 
 ■ Non-Conf, S Site, 
 ■ Home 
 ■ Away 
 N Neutral

Average RPI Win: <b>166</b>	WON-LOST	WINNING	LAST 10	STRENGTH OF	OPP. STRENGTH	TEAM	ADJ.	CONF.	ADJ CONF.
Average RPI Loss: <b>99</b>	RECORD	PCT. RANK	GAMES	SCHEDULE	OF SCHEDULE	RPI	RPI	RPI	RPI
DIV. I ONLY	2- 21	343	1-9	41	83	263	263	6	6
DIV. I NON-CONF.	1- 10	329	0	23	142	252	252	6	6
TOTALS	RPI 1-25	RPI 26-50	W-L RECORDS	RPI 51-100	RPI 101-150	RPI 150+			
2- 21	0- 2	0- 2	OVERALL	1- 11	0- 3	1- 3			
1- 11	0- 1	0- 1	HOME	1- 6	0- 0	0- 3			
1- 8	0- 0	0- 1	AWAY	0- 5	0- 2	1- 0			
0- 2	0- 1	0- 0	NEUTRAL	0- 0	0- 1	0- 0			
1- 10	0- 1	0- 0	NON-CONFERENCE	1- 5	0- 2	0- 2			
1- 4	0- 0	0- 0	HOME	1- 2	0- 0	0- 2			
0- 4	0- 0	0- 0	AWAY	0- 3	0- 1	0- 0			
0- 2	0- 1	0- 0	NEUTRAL	0- 0	0- 1	0- 0			
1- 11	0- 1	0- 2	CONFERENCE	0- 6	0- 1	1- 1			
0- 7	0- 1	0- 1	HOME	0- 4	0- 0	0- 1			
1- 4	0- 0	0- 1	AWAY	0- 2	0- 1	1- 0			
0- 0	0- 0	0- 0	NEUTRAL	0- 0	0- 0	0- 0			

RPI 1-25				RPI 26-50				RPI 51-100				RPI 101+ Team's RPI: 263			
RPI	S	Opponent	Score	RPI	S	Opponent	Score	RPI	S	Opponent	Score	RPI	S	Opponent	Score
16	N	Northwestern	59 <b>79</b>	34	A	Creighton	55 <b>62</b>	61	H	St. John's (NY)	67 <b>75</b>	133	N	Florida	64 <b>67</b>
20	H	DePaul	68 <b>91</b>	35	H	Marquette	60 <b>80</b>	63	H	Seton Hall	61 <b>83</b>	142	A	Providence	48 <b>60</b>
								66	H	Colorado	53 <b>62</b>	146	A	Robert Morris	57 <b>71</b>
								70	A	Ball St.	49 <b>70</b>	156	H	Wright St.	74 <b>86</b>
								73	A	Temple	65 <b>78</b>	239	A	Georgetown	85 64
								82	H	Cincinnati	78 <b>85</b>	239	H	Georgetown	50 <b>63</b>
								92	H	Utah	70 63	271	H	Eastern Ky.	55 <b>56</b>
								94	A	Butler	61 <b>63</b>				
								94	H	Butler	70 <b>78</b>				
								96	A	Villanova	54 <b>66</b>				
								96	H	Villanova	54 <b>55</b>				
								99	A	Rider	57 <b>64</b>				
LAST 10 Division I															
239	H	Georgetown	50 <b>63</b>	35	H	Marquette	60 <b>80</b>								
96	H	Villanova	54 <b>55</b>	20	H	DePaul	68 <b>91</b>								
94	A	Butler	61 <b>63</b>	96	A	Villanova	54 <b>66</b>								
142	A	Providence	48 <b>60</b>	239	A	Georgetown	85 64								
34	A	Creighton	55 <b>62</b>	94	H	Butler	70 <b>78</b>								

Non-Div I Games:

Xavier

■ Loss, 
 ■ Non-Conf, 
 S Site, 
 ■ Home 
 ■ Away 
 N Neutral

Average RPI Win:	194	WON-LOST	WINNING	LAST 10	STRENGTH OF	OPP. STRENGTH	TEAM	ADJ.	CONF.	ADJ CONF.
Average RPI Loss:	63	RECORD	PCT. RANK	GAMES	SCHEDULE	OF SCHEDULE	RPI	RPI	RPI	RPI
DIV. I ONLY	15- 4	34	9-1	117	140	41	41	8	8	
DIV. I NON-CONF.	10- 3	58	4-0	119	173	51	51	8	8	
TOTALS	RPI 1-25	RPI 26-50	W-L RECORDS	RPI 51-100	RPI 101-150	RPI 150+				
15- 4	0- 1	0- 0	OVERALL	2- 2	3- 1	10- 0				
6- 1	0- 0	0- 0	HOME	0- 1	1- 0	5- 0				
8- 3	0- 1	0- 0	AWAY	1- 1	2- 1	5- 0				
1- 0	0- 0	0- 0	NEUTRAL	1- 0	0- 0	0- 0				
10- 3	0- 1	0- 0	NON-CONFERENCE	2- 2	2- 0	6- 0				
5- 1	0- 0	0- 0	HOME	0- 1	1- 0	4- 0				
4- 2	0- 1	0- 0	AWAY	1- 1	1- 0	2- 0				
1- 0	0- 0	0- 0	NEUTRAL	1- 0	0- 0	0- 0				
5- 1	0- 0	0- 0	CONFERENCE	0- 0	1- 1	4- 0				
1- 0	0- 0	0- 0	HOME	0- 0	0- 0	1- 0				
4- 1	0- 0	0- 0	AWAY	0- 0	1- 1	3- 0				
0- 0	0- 0	0- 0	NEUTRAL	0- 0	0- 0	0- 0				

RPI 1-25			RPI 26-50			Team's RPI: 41			RPI 51-100			RPI 101+		
RPI	S	Opponent	Score	RPI	S	Opponent	Score		RPI	S	Opponent	Score		
5	A	UCLA	65	100					59	N	Fresno St.	87	67	
									61	H	St. John's (NY)	66	80	
									77	A	North Carolina	66	63	
									84	A	Colgate	67	70	
												101	A	Harvard
												134	A	Cornell
												142	H	Providence
												145	A	Northeastern
												163	A	Columbia
												180	H	Quinnipiac
												199	A	Dartmouth
												215	A	Brown
												215	H	Brown
												217	A	UMass Lowell
												276	H	Wagner
												280	A	LMU (CA)
												296	H	Sacred Heart
												318	H	Mercer
LAST 10 Division I														
199	A	Dartmouth	67	47	215	H	Brown	79	72	318	H	Mercer	68	60
101	A	Harvard	57	66	276	H	Wagner	87	68	77	A	North Carolina	66	63
134	A	Cornell	74	67	296	H	Sacred Heart	87	40					
163	A	Columbia	85	60										
215	A	Brown	73	40										

Non-Div I Games:

Yale

■ Loss, 
 ■ Non-Conf, S Site, 
 ■ Home 
 ■ Away 
 N Neutral

Average RPI Win:	258	WON-LOST	WINNING	LAST 10	STRENGTH OF	OPP. STRENGTH	TEAM	ADJ.	CONF.	ADJ CONF.
Average RPI Loss:	165	RECORD	PCT. RANK	GAMES	SCHEDULE	OF SCHEDULE	RPI	RPI	RPI	RPI
DIV. I ONLY	9- 13	233	2-8	238	278	246	246	22	22	
DIV. I NON-CONF.	5- 4	140	0	219	233	159	159	19	19	
TOTALS	RPI 1-25	RPI 26-50	W-L RECORDS	RPI 51-100	RPI 101-150	RPI 150+				
9- 13	0- 1	0- 0	OVERALL	1- 1	0- 3	8- 8				
5- 5	0- 0	0- 0	HOME	1- 0	0- 2	4- 3				
4- 8	0- 1	0- 0	AWAY	0- 1	0- 1	4- 5				
0- 0	0- 0	0- 0	NEUTRAL	0- 0	0- 0	0- 0				
5- 4	0- 1	0- 0	NON-CONFERENCE	0- 0	0- 2	5- 1				
3- 1	0- 0	0- 0	HOME	0- 0	0- 1	3- 0				
2- 3	0- 1	0- 0	AWAY	0- 0	0- 1	2- 1				
0- 0	0- 0	0- 0	NEUTRAL	0- 0	0- 0	0- 0				
4- 9	0- 0	0- 0	CONFERENCE	1- 1	0- 1	3- 7				
2- 4	0- 0	0- 0	HOME	1- 0	0- 1	1- 3				
2- 5	0- 0	0- 0	AWAY	0- 1	0- 0	2- 4				
0- 0	0- 0	0- 0	NEUTRAL	0- 0	0- 0	0- 0				

RPI	S	Opponent	Score	RPI	S	Opponent	Score	RPI	S	Opponent	Score	RPI	S	Opponent	Score	Team's RPI: 246
15	A	Indiana	56 93					55	A	IUPUI	69 77	111	H	Kent St.	73 82	
								55	H	IUPUI	75 73	140	H	Green Bay	63 70	
												146	A	Robert Morris	43 58	
												156	A	Wright St.	41 91	
												156	H	Wright St.	54 67	
												165	H	Eastern Mich.	79 77	
												191	A	Cleveland St.	52 60	
												194	A	Akron	62 91	
												201	A	Northern Ky.	56 75	
												201	H	Northern Ky.	55 59	
												235	H	Milwaukee	62 74	
												261	A	Saint Francis (PA)	56 46	
												271	A	Eastern Ky.	72 63	
												276	H	Wagner	64 42	
												281	A	Oakland	79 74	
												328	A	Detroit Mercy	62 47	
												339	H	Canisius	87 59	
												342	A	UIC	53 59	
												342	H	UIC	77 65	
LAST 10 Division I																
201	H	Northern Ky.	55 59	140	H	Green Bay	63 70									
156	H	Wright St.	54 67	328	A	Detroit Mercy	62 47									
55	A	IUPUI	69 77	281	A	Oakland	79 74									
342	A	UIC	53 59	191	A	Cleveland St.	52 60									
235	H	Milwaukee	62 74	156	A	Wright St.	41 91									

Non-Div I Games: Lake Erie 83 48 Muskingum 92 46

Youngstown St.

Loss, Non-Conf, S Site, H Home A Away N Neutral