

Average RPI Win:	281	WON-LOST	WINNING	LAST 10	STRENGTH OF	OPP. STRENGTH	TEAM	ADJ.	CONF.	ADJ CONF.
Average RPI Loss:	176	RECORD	PCT. RANK	GAMES	SCHEDULE	OF SCHEDULE	RPI	RPI	RPI	RPI
DIV. I ONLY	8- 9	191	1- 0	314	296	267	267	25	25	
DIV. I NON-CONF.	2- 5	264	0- 0	256	251	282	282	23	23	
TOTALS	RPI 1-25	RPI 26-50	W-L RECORDS	RPI 51-100	RPI 101-150	RPI 150+				
8- 9	0- 0	0- 0	OVERALL	0- 1	0- 1	8- 7				
4- 4	0- 0	0- 0	HOME	0- 0	0- 0	4- 4				
3- 4	0- 0	0- 0	AWAY	0- 1	0- 1	3- 2				
1- 1	0- 0	0- 0	NEUTRAL	0- 0	0- 0	1- 1				
2- 5	0- 0	0- 0	NON-CONFERENCE	0- 0	0- 1	2- 4				
0- 3	0- 0	0- 0	HOME	0- 0	0- 0	0- 3				
1- 1	0- 0	0- 0	AWAY	0- 0	0- 1	1- 0				
1- 1	0- 0	0- 0	NEUTRAL	0- 0	0- 0	1- 1				
6- 4	0- 0	0- 0	CONFERENCE	0- 1	0- 0	6- 3				
4- 1	0- 0	0- 0	HOME	0- 0	0- 0	4- 1				
2- 3	0- 0	0- 0	AWAY	0- 1	0- 0	2- 2				
0- 0	0- 0	0- 0	NEUTRAL	0- 0	0- 0	0- 0				

RPI 1-25			RPI 26-50			RPI 51-100			RPI 101+ Team's RPI: 267		
RPI	S	Opponent	Score	RPI	S	Opponent	Score	RPI	S	Opponent	Score
						57 A Lamar University	58 76	137 A Texas Tech		61 78	
								166 H New Mexico St.		65 67	
								167 H Abilene Christian		68 72	
								181 A Nicholls St.		55 85	
								183 H Texas St.		53 60	
								187 H Sam Houston St.		76 61	
								201 N Prairie View		59 67	
								219 A UTRGV		59 49	
								219 H UTRGV		57 70	
								252 N Louisiana		64 63	
								276 A Southeastern La.		45 56	
								289 A Central Ark.		73 65	
								316 H New Orleans		57 51	
								321 H Incarnate Word		57 49	
								332 H Northwestern St.		79 55	
								333 A Houston Baptist		70 56	
LAST 12 Division I GAMES:											
321	H	Incarnate Word	57 49	187	H	Sam Houston St.	76 61				
276	A	Southeastern La.	45 56	332	H	Northwestern St.	79 55				
333	A	Houston Baptist	70 56	57	A	Lamar University	58 76				
167	H	Abilene Christian	68 72	289	A	Central Ark.	73 65				
181	A	Nicholls St.	55 85	166	H	New Mexico St.	65 67				
316	H	New Orleans	57 51	219	H	UTRGV	57 70				

Non-Div I Games: Schreiner 64 34 UNKNOWN 78 40 Tex. A&M Int'l 84 36 Texas Lutheran 73 49

A&M-Corpus Christi

Loss, Non-Conf, S Site, H Home A Away N Neutral

Average RPI Win: <b>270</b>	WON-LOST	WINNING	LAST 10	STRENGTH OF	OPP. STRENGTH	TEAM	ADJ.	CONF.	ADJ CONF.
Average RPI Loss: <b>127</b>	RECORD	PCT. RANK	GAMES	SCHEDULE	OF SCHEDULE	RPI	RPI	RPI	RPI
DIV. I ONLY	10- 8	139	0- 1	222	280	167	167	25	25
DIV. I NON-CONF.	3- 4	199	0- 0	110	160	115	115	23	23
TOTALS	RPI 1-25	RPI 26-50	W-L RECORDS	RPI 51-100	RPI 101-150	RPI 150+			
10- 8	0- 0	0- 0	OVERALL	0- 4	0- 1	10- 3			
2- 4	0- 0	0- 0	HOME	0- 3	0- 0	2- 1			
7- 4	0- 0	0- 0	AWAY	0- 1	0- 1	7- 2			
1- 0	0- 0	0- 0	NEUTRAL	0- 0	0- 0	1- 0			
3- 4	0- 0	0- 0	NON-CONFERENCE	0- 2	0- 1	3- 1			
0- 1	0- 0	0- 0	HOME	0- 1	0- 0	0- 0			
2- 3	0- 0	0- 0	AWAY	0- 1	0- 1	2- 1			
1- 0	0- 0	0- 0	NEUTRAL	0- 0	0- 0	1- 0			
7- 4	0- 0	0- 0	CONFERENCE	0- 2	0- 0	7- 2			
2- 3	0- 0	0- 0	HOME	0- 2	0- 0	2- 1			
5- 1	0- 0	0- 0	AWAY	0- 0	0- 0	5- 1			
0- 0	0- 0	0- 0	NEUTRAL	0- 0	0- 0	0- 0			

RPI 1-25				RPI 26-50				RPI 51-100				RPI 101+				Team's RPI: 167	
RPI	S	Opponent	Score	RPI	S	Opponent	Score	RPI	S	Opponent	Score	RPI	S	Opponent	Score		
								54	H	SFA	55	71	137	A	Texas Tech	54	105
								57	H	Lamar University	60	63	158	A	Tulsa	63	75
								71	A	FGCU	65	81	166	A	New Mexico St.	58	46
								74	H	Arkansas	68	80	187	A	Sam Houston St.	91	79
													187	H	Sam Houston St.	63	72
													217	N	Texas Southern	81	39
													264	A	UTEP	70	69
													267	A	A&M-Corpus Christi	72	68
													276	A	Southeastern La.	71	74
													289	H	Central Ark.	77	70
													316	A	New Orleans	59	52
													329	H	McNeese	109	52
													332	A	Northwestern St.	72	63
													333	A	Houston Baptist	72	62
LAST 12 Division I GAMES:																	
				187	H	Sam Houston St.	63	72	333	A	Houston Baptist	72	62				
				57	H	Lamar University	60	63	276	A	Southeastern La.	71	74				
				267	A	A&M-Corpus Christi	72	68	329	H	McNeese	109	52				
				289	H	Central Ark.	77	70	187	A	Sam Houston St.	91	79				
				54	H	SFA	55	71	316	A	New Orleans	59	52				
				332	A	Northwestern St.	72	63	137	A	Texas Tech	54	105				

Non-Div I Games: Eastern N.M. 78 46 Southwest (NM) 90 47 Howard Payne 98 43 Schreiner 90 43 Abilene Christian

Average RPI Win:	252	WON-LOST	WINNING	LAST 10	STRENGTH OF	OPP. STRENGTH	TEAM	ADJ.	CONF.	ADJ CONF.
Average RPI Loss:	144	RECORD	PCT. RANK	GAMES	SCHEDULE	OF SCHEDULE	RPI	RPI	RPI	RPI
DIV. I ONLY	7- 14	256	0- 1	186	165	250	250	15	15	
DIV. I NON-CONF.	3- 7	256	0- 0	124	244	221	221	13	13	
TOTALS	RPI 1-25	RPI 26-50	W-L RECORDS	RPI 51-100	RPI 101-150	RPI 150+				
7- 14	0- 1	0- 1	OVERALL	0- 3	1- 1	6- 8				
6- 3	0- 0	0- 0	HOME	0- 0	1- 0	5- 3				
1- 11	0- 1	0- 1	AWAY	0- 3	0- 1	1- 5				
0- 0	0- 0	0- 0	NEUTRAL	0- 0	0- 0	0- 0				
3- 7	0- 1	0- 0	NON-CONFERENCE	0- 1	1- 1	2- 4				
2- 2	0- 0	0- 0	HOME	0- 0	1- 0	1- 2				
1- 5	0- 1	0- 0	AWAY	0- 1	0- 1	1- 2				
0- 0	0- 0	0- 0	NEUTRAL	0- 0	0- 0	0- 0				
4- 7	0- 0	0- 1	CONFERENCE	0- 2	0- 0	4- 4				
4- 1	0- 0	0- 0	HOME	0- 0	0- 0	4- 1				
0- 6	0- 0	0- 1	AWAY	0- 2	0- 0	0- 3				
0- 0	0- 0	0- 0	NEUTRAL	0- 0	0- 0	0- 0				

RPI 1-25				RPI 26-50				RPI 51-100				RPI 101+ Team's RPI: 250			
RPI	S	Opponent	Score	RPI	S	Opponent	Score	RPI	S	Opponent	Score	RPI	S	Opponent	Score
5	A	Oregon	36 82	50	A	Wyoming	60 80	52	A	New Mexico	57 78	107	H	Northern Colo.	69 57
								69	A	Boise St.	48 79	117	A	Minnesota	50 67
								85	A	Northeastern	41 54	161	A	Portland	60 79
												170	A	Denver	66 92
												205	A	San Diego St.	61 70
												205	H	San Diego St.	75 66
												206	H	George Mason	71 78
												209	H	Navy	47 54
												212	A	UNLV	56 66
												220	H	Utah St.	44 48
												232	H	Nevada	79 74
												249	A	Colorado St.	48 55
												249	H	Colorado St.	63 48
												303	A	Army West Point	71 60
												325	H	San Jose St.	88 77
												344	H	Fairleigh Dickinson	85 37
LAST 12 Division I GAMES:															
50	A	Wyoming	60 80	212	A	UNLV	56 66								
249	A	Colorado St.	48 55	205	A	San Diego St.	61 70								
205	H	San Diego St.	75 66	249	H	Colorado St.	63 48								
325	H	San Jose St.	88 77	220	H	Utah St.	44 48								
69	A	Boise St.	48 79	52	A	New Mexico	57 78								
232	H	Nevada	79 74	5	A	Oregon	36 82								

Non-Div I Games: Western St. 72 54

Air Force

■ Loss, 
 ■ Non-Conf, S Site, 
 ■ Home 
 ■ Away 
 N Neutral

Average RPI Win:	257	WON-LOST	WINNING	LAST 10	STRENGTH OF	OPP. STRENGTH	TEAM	ADJ.	CONF.	ADJ CONF.
Average RPI Loss:	78	RECORD	PCT. RANK	GAMES	SCHEDULE	OF SCHEDULE	RPI	RPI	RPI	RPI
DIV. I ONLY	12- 8	120	1- 0	199	173	139	139	7	7	
DIV. I NON-CONF.	8- 2	52	0- 0	321	293	161	161	8	8	
TOTALS	RPI 1-25	RPI 26-50	W-L RECORDS	RPI 51-100	RPI 101-150	RPI 150+				
12- 8	0- 2	0- 2	OVERALL	1- 2	0- 1	11- 1				
6- 2	0- 0	0- 1	HOME	1- 0	0- 0	5- 1				
2- 6	0- 2	0- 1	AWAY	0- 2	0- 1	2- 0				
4- 0	0- 0	0- 0	NEUTRAL	0- 0	0- 0	4- 0				
8- 2	0- 0	0- 1	NON-CONFERENCE	0- 0	0- 1	8- 0				
3- 1	0- 0	0- 1	HOME	0- 0	0- 0	3- 0				
1- 1	0- 0	0- 0	AWAY	0- 0	0- 1	1- 0				
4- 0	0- 0	0- 0	NEUTRAL	0- 0	0- 0	4- 0				
4- 6	0- 2	0- 1	CONFERENCE	1- 2	0- 0	3- 1				
3- 1	0- 0	0- 0	HOME	1- 0	0- 0	2- 1				
1- 5	0- 2	0- 1	AWAY	0- 2	0- 0	1- 0				
0- 0	0- 0	0- 0	NEUTRAL	0- 0	0- 0	0- 0				

RPI 1-25				RPI 26-50				RPI 51-100				RPI 101+ Team's RPI: 139			
RPI	S	Opponent	Score	RPI	S	Opponent	Score	RPI	S	Opponent	Score	RPI	S	Opponent	Score
24	A	Buffalo	72 91	32	A	Ohio	70 92	87	A	Kent St.	58 73	127	A	Youngstown St.	61 72
25	A	Central Mich.	71 94	45	H	Butler	47 63	87	H	Toledo	70 64	185	H	Eastern Mich.	60 72
								98	A	Northern Ill.	59 70	210	H	St. Bonaventure	67 58
												231	H	Bowling Green	74 71
												233	A	N.C. A&T	49 36
												264	N	UTEP	64 57
												279	N	Northern Ky.	77 60
												280	H	Canisius	62 53
												285	A	Western Mich.	72 59
												285	H	Western Mich.	69 62
												298	N	Jackson St.	74 57
												304	N	Oakland	85 65
												326	H	Eastern Ky.	63 54
LAST 12 Division I GAMES:															
285	H	Western Mich.	69 62	185	H	Eastern Mich.	60 72								
32	A	Ohio	70 92	231	H	Bowling Green	74 71								
87	A	Kent St.	58 73	285	A	Western Mich.	72 59								
87	H	Toledo	70 64	25	A	Central Mich.	71 94								
24	A	Buffalo	72 91	264	N	UTEP	64 57								
98	A	Northern Ill.	59 70	298	N	Jackson St.	74 57								

Non-Div I Games: Malone 63 44

Akron

■ Loss, 
 ■ Non-Conf, 
 ■ S Site, 
 ■ H Home 
 ■ A Away 
 N Neutral

## Alabama

Through Games Of Feb. 9, 2019

Average RPI Win:	171	WON-LOST	WINNING	LAST 10	STRENGTH OF	OPP. STRENGTH	TEAM	ADJ.	CONF.	ADJ CONF.
Average RPI Loss:	76	RECORD	PCT. RANK	GAMES	SCHEDULE	OF SCHEDULE	RPI	RPI	RPI	RPI
DIV. I ONLY	11- 12	171	0- 1	52	70	128	128	5	5	
DIV. I NON-CONF.	8- 5	120	0- 1	118	142	121	121	5	5	
TOTALS	RPI 1-25	RPI 26-50	W-L RECORDS	RPI 51-100	RPI 101-150	RPI 150+				
11- 12	0- 4	1- 1	OVERALL	3- 3	1- 2	6- 2				
8- 4	0- 1	1- 0	HOME	1- 2	1- 1	5- 0				
2- 5	0- 2	0- 1	AWAY	1- 1	0- 0	1- 1				
1- 3	0- 1	0- 0	NEUTRAL	1- 0	0- 1	0- 1				
8- 5	0- 1	1- 1	NON-CONFERENCE	1- 0	1- 2	5- 1				
6- 1	0- 0	1- 0	HOME	0- 0	1- 1	4- 0				
1- 1	0- 0	0- 1	AWAY	0- 0	0- 0	1- 0				
1- 3	0- 1	0- 0	NEUTRAL	1- 0	0- 1	0- 1				
3- 7	0- 3	0- 0	CONFERENCE	2- 3	0- 0	1- 1				
2- 3	0- 1	0- 0	HOME	1- 2	0- 0	1- 0				
1- 4	0- 2	0- 0	AWAY	1- 1	0- 0	0- 1				
0- 0	0- 0	0- 0	NEUTRAL	0- 0	0- 0	0- 0				

RPI S	Opponent	Score	RPI S	Opponent	Score	RPI S	Opponent	Score	RPI S	Opponent	Score	Team's RPI: 128
7	H Mississippi St.	49 65	40	A Utah	62 72	53	H LSU	56 62	111	H South Alabama	67 72	
16	A South Carolina	59 62	47	H Clemson	76 56	63	H Auburn	56 66	133	H Tulane	69 58	
20	A Texas A&M	43 70				64	H Tennessee	86 65	150	N Louisiana Tech	62 79	
21	N Miami (FL)	74 101				74	A Arkansas	61 72	158	N Tulsa	73 80	
						96	N Virginia	64 52	203	A Florida	55 57	
						100	A Georgia	58 53	203	H Florida	74 67	
									207	A SMU	62 61	
									211	H Grambling	73 55	
									215	H Stetson	59 47	
									276	H Southeastern La.	88 40	
									332	H Northwestern St.	87 73	
LAST 12 Division I GAMES:												
150	N Louisiana Tech	62 79	64	H Tennessee	86 65							
203	A Florida	55 57	20	A Texas A&M	43 70							
7	H Mississippi St.	49 65	63	H Auburn	56 66							
100	A Georgia	58 53	16	A South Carolina	59 62							
74	A Arkansas	61 72	203	H Florida	74 67							
53	H LSU	56 62	21	N Miami (FL)	74 101							

Non-Div I Games:

Alabama

■ Loss, 
 ■ Non-Conf, 
 ■ S Site, 
 ■ H Home 
 ■ A Away 
 N Neutral

## Alabama A&amp;M

Through Games Of Feb. 9, 2019

Average RPI Win:	298	WON-LOST	WINNING	LAST 10	STRENGTH OF	OPP. STRENGTH	TEAM	ADJ.	CONF.	ADJ CONF.
Average RPI Loss:	208	RECORD	PCT. RANK	GAMES	SCHEDULE	OF SCHEDULE	RPI	RPI	RPI	RPI
DIV. I ONLY	10- 11	180	1- 0	350	322	300	300	29	29	
DIV. I NON-CONF.	5- 6	177	0- 0	312	325	267	267	27	27	
TOTALS	RPI 1-25	RPI 26-50	W-L RECORDS	RPI 51-100	RPI 101-150	RPI 150+				
10- 11	0- 0	0- 0	OVERALL	0- 0	0- 2	10- 9				
5- 5	0- 0	0- 0	HOME	0- 0	0- 0	5- 5				
4- 6	0- 0	0- 0	AWAY	0- 0	0- 2	4- 4				
1- 0	0- 0	0- 0	NEUTRAL	0- 0	0- 0	1- 0				
5- 6	0- 0	0- 0	NON-CONFERENCE	0- 0	0- 2	5- 4				
2- 2	0- 0	0- 0	HOME	0- 0	0- 0	2- 2				
2- 4	0- 0	0- 0	AWAY	0- 0	0- 2	2- 2				
1- 0	0- 0	0- 0	NEUTRAL	0- 0	0- 0	1- 0				
5- 5	0- 0	0- 0	CONFERENCE	0- 0	0- 0	5- 5				
3- 3	0- 0	0- 0	HOME	0- 0	0- 0	3- 3				
2- 2	0- 0	0- 0	AWAY	0- 0	0- 0	2- 2				
0- 0	0- 0	0- 0	NEUTRAL	0- 0	0- 0	0- 0				

RPI 1-25			RPI 26-50			RPI 51-100			RPI 101+ Team's RPI: 300		
RPI	S	Opponent	Score	RPI	S	Opponent	Score	RPI	S	Opponent	Score
								118	A	Kansas	54 65
								129	A	UAB	47 82
								168	H	Southern U.	50 54
								186	A	Illinois	60 88
								201	A	Prairie View	65 77
								204	H	Jacksonville St.	48 55
								211	H	Grambling	51 63
								217	A	Texas Southern	45 53
								241	N	Jacksonville	65 60
								246	H	Alabama St.	46 60
								274	A	North Florida	63 62
								276	H	Southeastern La.	51 48
								284	A	Murray St.	59 53
								287	A	Austin Peay	58 75
								290	H	Tennessee St.	67 57
								298	H	Jackson St.	58 55
								309	A	Mississippi Val.	80 60
								309	H	Mississippi Val.	78 70
								322	H	Lipscomb	58 62
								347	A	Ark.-Pine Bluff	78 52
								350	H	Alcorn	87 69
LAST 12 Division I GAMES:											
309	H	Mississippi Val.	78 70	347	A	Ark.-Pine Bluff	78 52				
217	A	Texas Southern	45 53	309	A	Mississippi Val.	80 60				
201	A	Prairie View	65 77	211	H	Grambling	51 63				
350	H	Alcorn	87 69	298	H	Jackson St.	58 55				
168	H	Southern U.	50 54	241	N	Jacksonville	65 60				
246	H	Alabama St.	46 60	274	A	North Florida	63 62				

Non-Div I Games:

Alabama A&amp;M

■ Loss, 
 ■ Non-Conf, S Site, 
 ■ Home 
 ■ Away 
 N Neutral

Average RPI Win:	290	WON-LOST	WINNING	LAST 10	STRENGTH OF	OPP. STRENGTH	TEAM	ADJ.	CONF.	ADJ CONF.
Average RPI Loss:	137	RECORD	PCT. RANK	GAMES	SCHEDULE	OF SCHEDULE	RPI	RPI	RPI	RPI
DIV. I ONLY	7- 13	250	1- 0	200	298	246	246	29	29	
DIV. I NON-CONF.	0- 10	336	0- 0	16	162	239	239	27	27	
TOTALS	RPI 1-25	RPI 26-50	W-L RECORDS	RPI 51-100	RPI 101-150	RPI 150+				
7- 13	0- 1	0- 2	OVERALL	0- 2	0- 3	7- 5				
4- 4	0- 1	0- 0	HOME	0- 0	0- 1	4- 2				
3- 9	0- 0	0- 2	AWAY	0- 2	0- 2	3- 3				
0- 0	0- 0	0- 0	NEUTRAL	0- 0	0- 0	0- 0				
0- 10	0- 1	0- 2	NON-CONFERENCE	0- 2	0- 3	0- 2				
0- 3	0- 1	0- 0	HOME	0- 0	0- 1	0- 1				
0- 7	0- 0	0- 2	AWAY	0- 2	0- 2	0- 1				
0- 0	0- 0	0- 0	NEUTRAL	0- 0	0- 0	0- 0				
7- 3	0- 0	0- 0	CONFERENCE	0- 0	0- 0	7- 3				
4- 1	0- 0	0- 0	HOME	0- 0	0- 0	4- 1				
3- 2	0- 0	0- 0	AWAY	0- 0	0- 0	3- 2				
0- 0	0- 0	0- 0	NEUTRAL	0- 0	0- 0	0- 0				

RPI 1-25				RPI 26-50				RPI 51-100				RPI 101+ Team's RPI: 246			
RPI	S	Opponent	Score	RPI	S	Opponent	Score	RPI	S	Opponent	Score	RPI	S	Opponent	Score
16	H	South Carolina	38 94	26	A	Kentucky	35 87	63	A	Auburn	50 83	111	A	South Alabama	65 77
				48	A	Georgia Tech	42 69	81	A	Troy	46 116	129	H	UAB	47 62
												142	A	North Ala.	42 68
												168	H	Southern U.	78 61
												171	A	Xavier	58 87
												201	A	Prairie View	59 71
												211	H	Grambling	72 80
												217	A	Texas Southern	58 51
												271	H	Samford	51 60
												298	H	Jackson St.	74 67
												300	A	Alabama A&M	60 46
												309	A	Mississippi Val.	62 64
												347	A	Ark.-Pine Bluff	58 56
												347	H	Ark.-Pine Bluff	73 52
												350	H	Alcorn	76 63
LAST 12 Division I GAMES:															
347	H	Ark.-Pine Bluff	73 52	309	A	Mississippi Val.	62 64	347	A	Ark.-Pine Bluff	58 56	298	H	Jackson St.	74 67
201	A	Prairie View	59 71	347	A	Ark.-Pine Bluff	58 56	211	H	Grambling	72 80	63	A	Auburn	50 83
217	A	Texas Southern	58 51	298	H	Jackson St.	74 67	171	A	Xavier	58 87				
168	H	Southern U.	78 61												
350	H	Alcorn	76 63												
300	A	Alabama A&M	60 46												

Non-Div I Games: Mobile 69 63

Alabama St.

■ Loss, 
 ■ Non-Conf, 
 ■ S Site, 
 ■ Home 
 ■ A Away 
 N Neutral

Average RPI Win:	271	WON-LOST	WINNING	LAST 10	STRENGTH OF	OPP. STRENGTH	TEAM	ADJ.	CONF.	ADJ CONF.
Average RPI Loss:	184	RECORD	PCT. RANK	GAMES	SCHEDULE	OF SCHEDULE	RPI	RPI	RPI	RPI
DIV. I ONLY	10- 13	209	1- 0	260	274	235	235	23	23	
DIV. I NON-CONF.	3- 10	278	0- 0	234	305	287	287	24	24	
TOTALS	RPI 1-25	RPI 26-50	W-L RECORDS	RPI 51-100	RPI 101-150	RPI 150+				
10- 13	0- 1	0- 1	OVERALL	0- 1	0- 3	10- 7				
6- 4	0- 0	0- 0	HOME	0- 0	0- 1	6- 3				
4- 9	0- 1	0- 1	AWAY	0- 1	0- 2	4- 4				
0- 0	0- 0	0- 0	NEUTRAL	0- 0	0- 0	0- 0				
3- 10	0- 1	0- 1	NON-CONFERENCE	0- 0	0- 2	3- 6				
1- 4	0- 0	0- 0	HOME	0- 0	0- 1	1- 3				
2- 6	0- 1	0- 1	AWAY	0- 0	0- 1	2- 3				
0- 0	0- 0	0- 0	NEUTRAL	0- 0	0- 0	0- 0				
7- 3	0- 0	0- 0	CONFERENCE	0- 1	0- 1	7- 1				
5- 0	0- 0	0- 0	HOME	0- 0	0- 0	5- 0				
2- 3	0- 0	0- 0	AWAY	0- 1	0- 1	2- 1				
0- 0	0- 0	0- 0	NEUTRAL	0- 0	0- 0	0- 0				

RPI S	Opponent	Score	RPI S	Opponent	Score	RPI S	Opponent	Score	RPI S	Opponent	Score	Team's RPI: 235
15	A Rutgers	39 65	46	A Purdue	41 53	75	A Maine	65 76	105	A Hartford	35 82	
									134	A South Fla.	37 74	
									148	H Marist	56 74	
									160	A Stony Brook	54 49	
									208	H Holy Cross	50 56	
									213	A Monmouth	56 64	
									254	A St. Francis Brooklyn	67 60	
									263	A Binghamton	71 62	
									263	H Binghamton	61 56	
									265	A Columbia	62 58	
									275	A Vermont	39 52	
									275	H Vermont	65 40	
									277	A Cornell	34 48	
									280	H Canisius	42 48	
									296	H UMBC	64 44	
									302	H Central Conn. St.	53 60	
									307	H Manhattan	60 54	
									310	A Lafayette	66 67	
									310	H New Hampshire	59 41	
									318	H UMass Lowell	63 56	
LAST 12 Division I GAMES:												
275	H Vermont	65 40	318	H UMass Lowell	63 56							
263	A Binghamton	71 62	75	A Maine	65 76							
310	H New Hampshire	59 41	275	A Vermont	39 52							
105	A Hartford	35 82	263	H Binghamton	61 56							
160	A Stony Brook	54 49	265	A Columbia	62 58							
296	H UMBC	64 44	46	A Purdue	41 53							

Non-Div I Games:

Albany (NY)

■ Loss, 
■ Non-Conf, S Site, 
■ Home 
■ Away 
N Neutral



Average RPI Win:	263	WON-LOST	WINNING	LAST 10	STRENGTH OF	OPP. STRENGTH	TEAM	ADJ.	CONF.	ADJ CONF.
Average RPI Loss:	240	RECORD	PCT. RANK	GAMES	SCHEDULE	OF SCHEDULE	RPI	RPI	RPI	RPI
DIV. I ONLY	2- 17	336	0- 1	345	338	350	350	29	29	
DIV. I NON-CONF.	0- 9	336	0- 1	293	330	349	349	27	27	
TOTALS	RPI 1-25	RPI 26-50	W-L RECORDS	RPI 51-100	RPI 101-150	RPI 150+				
2- 17	0- 0	0- 1	OVERALL	0- 0	0- 1	2- 15				
2- 6	0- 0	0- 0	HOME	0- 0	0- 0	2- 6				
0- 10	0- 0	0- 1	AWAY	0- 0	0- 1	0- 8				
0- 1	0- 0	0- 0	NEUTRAL	0- 0	0- 0	0- 1				
0- 9	0- 0	0- 1	NON-CONFERENCE	0- 0	0- 1	0- 7				
0- 2	0- 0	0- 0	HOME	0- 0	0- 0	0- 2				
0- 6	0- 0	0- 1	AWAY	0- 0	0- 1	0- 4				
0- 1	0- 0	0- 0	NEUTRAL	0- 0	0- 0	0- 1				
2- 8	0- 0	0- 0	CONFERENCE	0- 0	0- 0	2- 8				
2- 4	0- 0	0- 0	HOME	0- 0	0- 0	2- 4				
0- 4	0- 0	0- 0	AWAY	0- 0	0- 0	0- 4				
0- 0	0- 0	0- 0	NEUTRAL	0- 0	0- 0	0- 0				

RPI 1-25			RPI 26-50			RPI 51-100			RPI 101+ Team's RPI: 350		
RPI	S	Opponent	Score	RPI	S	Opponent	Score	RPI	S	Opponent	Score
				41	A	TCU	31 88	129	A	UAB	53 80
								166	N	New Mexico St.	64 82
								168	H	Southern U.	54 75
								191	A	Southern Miss.	47 66
								201	H	Prairie View	61 82
								211	A	Grambling	56 61
								217	H	Texas Southern	53 52
								246	A	Alabama St.	63 76
								264	A	UTEP	51 77
								276	H	Southeastern La.	59 77
								289	H	Central Ark.	46 57
								298	A	Jackson St.	66 88
								298	H	Jackson St.	61 82
								300	A	Alabama A&M	69 87
								309	H	Mississippi Val.	73 63
								324	A	FIU	40 75
								332	A	Northwestern St.	65 78
								347	H	Ark.-Pine Bluff	57 59
LAST 12 Division I GAMES:											
166	N	New Mexico St.	64 82	309	H	Mississippi Val.	73 63				
298	H	Jackson St.	61 82	211	A	Grambling	56 61				
168	H	Southern U.	54 75	298	A	Jackson St.	66 88				
300	A	Alabama A&M	69 87	201	H	Prairie View	61 82				
246	A	Alabama St.	63 76	217	H	Texas Southern	53 52				
347	H	Ark.-Pine Bluff	57 59	41	A	TCU	31 88				

Non-Div I Games: Lane 58 70 Fisk 67 64 Rust 59 78

Alcorn

Loss, Non-Conf, S Site, H Home A Away N Neutral

Average RPI Win: <b>237</b>	WON-LOST	WINNING	LAST 10	STRENGTH OF	OPP. STRENGTH	TEAM	ADJ.	CONF.	ADJ CONF.
Average RPI Loss: <b>85</b>	RECORD	PCT. RANK	GAMES	SCHEDULE	OF SCHEDULE	RPI	RPI	RPI	RPI
DIV. I ONLY	14- 8	101	1- 0	125	194	94	94	19	19
DIV. I NON-CONF.	4- 7	228	0- 0	80	83	172	172	22	22
TOTALS	RPI 1-25	RPI 26-50	W-L RECORDS	RPI 51-100	RPI 101-150	RPI 150+			
14- 8	0- 1	0- 1	OVERALL	0- 3	1- 2	13- 1			
8- 1	0- 0	0- 1	HOME	0- 0	0- 0	8- 0			
6- 5	0- 0	0- 0	AWAY	0- 2	1- 2	5- 1			
0- 2	0- 1	0- 0	NEUTRAL	0- 1	0- 0	0- 0			
4- 7	0- 1	0- 1	NON-CONFERENCE	0- 2	0- 2	4- 1			
3- 1	0- 0	0- 1	HOME	0- 0	0- 0	3- 0			
1- 4	0- 0	0- 0	AWAY	0- 1	0- 2	1- 1			
0- 2	0- 1	0- 0	NEUTRAL	0- 1	0- 0	0- 0			
10- 1	0- 0	0- 0	CONFERENCE	0- 1	1- 0	9- 0			
5- 0	0- 0	0- 0	HOME	0- 0	0- 0	5- 0			
5- 1	0- 0	0- 0	AWAY	0- 1	1- 0	4- 0			
0- 0	0- 0	0- 0	NEUTRAL	0- 0	0- 0	0- 0			

RPI 1-25				RPI 26-50				RPI 51-100				Team's RPI: 94	RPI 101+			
RPI	S	Opponent	Score	RPI	S	Opponent	Score	RPI	S	Opponent	Score		RPI	S	Opponent	Score
4	N	Stanford	49 71	32	H	Ohio	67 77	51	A	Bucknell	56 71		121	A	Penn St.	59 80
								71	N	FGCU	71 90		132	A	High Point	61 66
								96	A	Virginia	54 57		144	A	Boston U.	64 51
													152	A	Lehigh	61 53
													158	H	Tulsa	68 52
													170	A	Denver	54 83
													206	H	George Mason	86 71
													208	H	Holy Cross	70 58
													209	A	Navy	58 45
													236	A	Hawaii	69 57
													245	A	Colgate	71 66
													245	H	Colgate	76 57
													296	H	UMBC	64 42
													303	A	Army West Point	75 62
													303	H	Army West Point	61 51
													306	H	Loyola Maryland	82 38
													310	H	Lafayette	60 45
LAST 12 Division I GAMES:																
				303	A	Army West Point	75 62						306	H	Loyola Maryland	82 38
				245	A	Colgate	71 66						303	H	Army West Point	61 51
				208	H	Holy Cross	70 58						209	A	Navy	58 45
				310	H	Lafayette	60 45						245	H	Colgate	76 57
				144	A	Boston U.	64 51						51	A	Bucknell	56 71
				152	A	Lehigh	61 53						32	H	Ohio	67 77

Non-Div I Games:

American

■ Loss, 
 ■ Non-Conf, 
 S Site, 
 ■ Home 
 ■ Away 
 N Neutral

Average RPI Win:	216	WON-LOST	WINNING	LAST 10	STRENGTH OF	OPP. STRENGTH	TEAM	ADJ.	CONF.	ADJ CONF.
Average RPI Loss:	106	RECORD	PCT. RANK	GAMES	SCHEDULE	OF SCHEDULE	RPI	RPI	RPI	RPI
DIV. I ONLY	12- 10	147	0- 1	123	164	141	141	12	12	
DIV. I NON-CONF.	6- 5	143	0- 0	157	190	133	133	15	15	
TOTALS	RPI 1-25	RPI 26-50	W-L RECORDS	RPI 51-100	RPI 101-150	RPI 150+				
12- 10	0- 1	0- 2	OVERALL	0- 4	2- 1	10- 2				
9- 3	0- 0	0- 0	HOME	0- 3	1- 0	8- 0				
3- 7	0- 1	0- 2	AWAY	0- 1	1- 1	2- 2				
0- 0	0- 0	0- 0	NEUTRAL	0- 0	0- 0	0- 0				
6- 5	0- 1	0- 2	NON-CONFERENCE	0- 0	1- 1	5- 1				
5- 0	0- 0	0- 0	HOME	0- 0	0- 0	5- 0				
1- 5	0- 1	0- 2	AWAY	0- 0	1- 1	0- 1				
0- 0	0- 0	0- 0	NEUTRAL	0- 0	0- 0	0- 0				
6- 5	0- 0	0- 0	CONFERENCE	0- 4	1- 0	5- 1				
4- 3	0- 0	0- 0	HOME	0- 3	1- 0	3- 0				
2- 2	0- 0	0- 0	AWAY	0- 1	0- 0	2- 1				
0- 0	0- 0	0- 0	NEUTRAL	0- 0	0- 0	0- 0				

RPI 1-25				RPI 26-50				RPI 51-100				RPI 101+ Team's RPI: 141			
RPI	S	Opponent	Score	RPI	S	Opponent	Score	RPI	S	Opponent	Score	RPI	S	Opponent	Score
16	A	South Carolina	50 80	47	A	Clemson	48 87	58	H	Little Rock	59 74	111	H	South Alabama	71 63
				48	A	Georgia Tech	53 71	81	H	Troy	72 83	129	A	UAB	61 80
								91	A	UT Arlington	94 99	149	A	Davidson	81 78
								91	H	UT Arlington	65 72	175	H	Arkansas St.	75 67
												183	A	Texas St.	62 49
												183	H	Texas St.	77 56
												188	H	Coastal Caro.	67 53
												200	H	Elon	65 62
												224	H	Marshall	74 52
												247	A	ETSU	64 95
												252	A	Louisiana	55 73
												281	H	Col. of Charleston	80 66
												286	H	Wofford	94 70
												295	A	La.-Monroe	80 58
												313	H	UNC Greensboro	68 65
LAST 12 Division I GAMES:															
				91	H	UT Arlington	65 72	188	H	Coastal Caro.	67 53				
				183	H	Texas St.	77 56	183	A	Texas St.	62 49				
				295	A	La.-Monroe	80 58	91	A	UT Arlington	94 99				
				252	A	Louisiana	55 73	81	H	Troy	72 83				
				58	H	Little Rock	59 74	111	H	South Alabama	71 63				
				175	H	Arkansas St.	75 67	47	A	Clemson	48 87				

Non-Div I Games:

Appalachian St.

■ Loss, 
■ Non-Conf, S Site, 
■ Home 
■ Away 
N Neutral

Average RPI Win:	182	WON-LOST	WINNING	LAST 10	STRENGTH OF	OPP. STRENGTH	TEAM	ADJ.	CONF.	ADJ CONF.
Average RPI Loss:	46	RECORD	PCT. RANK	GAMES	SCHEDULE	OF SCHEDULE	RPI	RPI	RPI	RPI
DIV. I ONLY	15- 8	93	0- 1	108	43	78	78	2	2	
DIV. I NON-CONF.	10- 1	17	0- 0	325	234	134	134	2	2	
TOTALS	RPI 1-25	RPI 26-50	W-L RECORDS	RPI 51-100	RPI 101-150	RPI 150+				
15- 8	1- 3	2- 3	OVERALL	0- 1	3- 1	9- 0				
9- 3	1- 1	2- 1	HOME	0- 1	1- 0	5- 0				
4- 5	0- 2	0- 2	AWAY	0- 0	2- 1	2- 0				
2- 0	0- 0	0- 0	NEUTRAL	0- 0	0- 0	2- 0				
10- 1	0- 0	0- 0	NON-CONFERENCE	0- 1	1- 0	9- 0				
6- 1	0- 0	0- 0	HOME	0- 1	1- 0	5- 0				
2- 0	0- 0	0- 0	AWAY	0- 0	0- 0	2- 0				
2- 0	0- 0	0- 0	NEUTRAL	0- 0	0- 0	2- 0				
5- 7	1- 3	2- 3	CONFERENCE	0- 0	2- 1	0- 0				
3- 2	1- 1	2- 1	HOME	0- 0	0- 0	0- 0				
2- 5	0- 2	0- 2	AWAY	0- 0	2- 1	0- 0				
0- 0	0- 0	0- 0	NEUTRAL	0- 0	0- 0	0- 0				

RPI	S	Opponent	Score	RPI	S	Opponent	Score	RPI	S	Opponent	Score	RPI	S	Opponent	Score
4	H	Stanford	48 78	30	H	California	60 55	99	H	Loyola Marymount	64 66	102	H	Idaho St.	71 46
5	A	Oregon	60 93	33	A	Oregon St.	64 86					123	A	Washington St.	88 90
17	A	Arizona St.	47 60	40	A	Utah	64 80					143	A	Washington	69 59
17	H	Arizona St.	51 39	43	H	Southern California	71 68					147	A	Colorado	69 67
				44	H	UCLA	93 98					161	N	Portland	92 70
												165	H	Montana	100 51
												205	A	San Diego St.	69 60
												234	H	Northern Ariz.	71 47
												259	A	Long Beach St.	70 43
												264	H	UTEP	62 40
												301	H	South Carolina St.	73 32
												321	H	Incarinate Word	84 42
												343	N	Seattle U	84 54
LAST 12 Division I GAMES:															
123	A	Washington St.	88 90	33	A	Oregon St.	64 86								
143	A	Washington	69 59	4	H	Stanford	48 78								
17	A	Arizona St.	47 60	30	H	California	60 55								
44	H	UCLA	93 98	40	A	Utah	64 80								
43	H	Southern California	71 68	147	A	Colorado	69 67								
5	A	Oregon	60 93	17	H	Arizona St.	51 39								

Non-Div I Games:

Arizona

■ Loss, 
 ■ Non-Conf, 
 ■ S Site, 
 ■ H Home 
 ■ A Away 
 N Neutral

Average RPI Win:	122	WON-LOST	WINNING	LAST 10	STRENGTH OF	OPP. STRENGTH	TEAM	ADJ.	CONF.	ADJ CONF.
Average RPI Loss:	23	RECORD	PCT. RANK	GAMES	SCHEDULE	OF SCHEDULE	RPI	RPI	RPI	RPI
DIV. I ONLY	16- 6	57	1- 0	12	11	17	17	2	2	
DIV. I NON-CONF.	9- 2	43	1- 0	52	16	24	24	2	2	
TOTALS	RPI 1-25	RPI 26-50	W-L RECORDS	RPI 51-100	RPI 101-150	RPI 150+				
16- 6	0- 4	4- 1	OVERALL	3- 1	4- 0	5- 0				
8- 3	0- 2	2- 1	HOME	1- 0	2- 0	3- 0				
6- 2	0- 1	2- 0	AWAY	1- 1	2- 0	1- 0				
2- 1	0- 1	0- 0	NEUTRAL	1- 0	0- 0	1- 0				
9- 2	0- 2	0- 0	NON-CONFERENCE	2- 0	2- 0	5- 0				
5- 1	0- 1	0- 0	HOME	0- 0	2- 0	3- 0				
2- 0	0- 0	0- 0	AWAY	1- 0	0- 0	1- 0				
2- 1	0- 1	0- 0	NEUTRAL	1- 0	0- 0	1- 0				
7- 4	0- 2	4- 1	CONFERENCE	1- 1	2- 0	0- 0				
3- 2	0- 1	2- 1	HOME	1- 0	0- 0	0- 0				
4- 2	0- 1	2- 0	AWAY	0- 1	2- 0	0- 0				
0- 0	0- 0	0- 0	NEUTRAL	0- 0	0- 0	0- 0				

RPI 1-25				Team's RPI: 17		RPI 26-50				RPI 51-100				RPI 101+					
RPI	S	Opponent	Score		RPI	S	Opponent	Score		RPI	S	Opponent	Score		RPI	S	Opponent	Score	
2	H	Baylor	59	65	30	H	California	62	61	55	N	Kansas St.	65	51	113	H	Fresno St.	68	52
3	N	Louisville	56	58	33	A	Oregon St.	79	76	74	A	Arkansas	88	85	123	A	Washington St.	61	46
4	H	Stanford	65	72	40	A	Utah	65	63	78	A	Arizona	39	51	147	A	Colorado	76	70
5	A	Oregon	71	77	43	H	Southern California	68	59	78	H	Arizona	60	47	150	H	Louisiana Tech	80	44
					44	H	UCLA	59	61						158	H	Tulsa	70	52
															163	N	Southern Ill.	82	38
															168	H	Southern U.	69	47
															249	A	Colorado St.	70	39
															321	H	Incarnate Word	81	43
LAST 12 Division I GAMES:																			
158	H	Tulsa	70	52	5	A	Oregon	71	77										
123	A	Washington St.	61	46	30	H	California	62	61										
78	H	Arizona	60	47	4	H	Stanford	65	72										
43	H	Southern California	68	59	147	A	Colorado	76	70										
44	H	UCLA	59	61	40	A	Utah	65	63										
33	A	Oregon St.	79	76	78	A	Arizona	39	51										

Non-Div I Games:

Arizona St.

■ Loss, 
 ■ Non-Conf, S Site, 
 ■ Home 
 ■ Away 
 N Neutral

Average RPI Win:	350	WON-LOST	WINNING	LAST 10	STRENGTH OF	OPP. STRENGTH	TEAM	ADJ.	CONF.	ADJ CONF.
Average RPI Loss:	216	RECORD	PCT. RANK	GAMES	SCHEDULE	OF SCHEDULE	RPI	RPI	RPI	RPI
DIV. I ONLY	1- 12	346	0- 0	326	328	347	347	29	29	
DIV. I NON-CONF.	0- 3	336	0- 0	20	228	262	262	27	27	
TOTALS	RPI 1-25	RPI 26-50	W-L RECORDS	RPI 51-100	RPI 101-150	RPI 150+				
1- 12	0- 0	0- 1	OVERALL	0- 0	0- 1	1- 10				
0- 5	0- 0	0- 0	HOME	0- 0	0- 0	0- 5				
1- 7	0- 0	0- 1	AWAY	0- 0	0- 1	1- 5				
0- 0	0- 0	0- 0	NEUTRAL	0- 0	0- 0	0- 0				
0- 3	0- 0	0- 1	NON-CONFERENCE	0- 0	0- 1	0- 1				
0- 0	0- 0	0- 0	HOME	0- 0	0- 0	0- 0				
0- 3	0- 0	0- 1	AWAY	0- 0	0- 1	0- 1				
0- 0	0- 0	0- 0	NEUTRAL	0- 0	0- 0	0- 0				
1- 9	0- 0	0- 0	CONFERENCE	0- 0	0- 0	1- 9				
0- 5	0- 0	0- 0	HOME	0- 0	0- 0	0- 5				
1- 4	0- 0	0- 0	AWAY	0- 0	0- 0	1- 4				
0- 0	0- 0	0- 0	NEUTRAL	0- 0	0- 0	0- 0				

RPI 1-25			RPI 26-50			RPI 51-100			RPI 101+			Team's RPI: 347
RPI	S	Opponent	Score	RPI	S	Opponent	Score	RPI	S	Opponent	Score	
				33	A	Oregon St.	33 89					
								117	A	Minnesota	42 84	
								168	A	Southern U.	41 73	
								201	H	Prairie View	41 80	
								211	A	Grambling	57 77	
								217	H	Texas Southern	58 59	
								246	A	Alabama St.	52 73	
								246	H	Alabama St.	56 58	
								251	A	Wichita St.	39 76	
								298	A	Jackson St.	41 60	
								300	H	Alabama A&M	52 78	
								309	H	Mississippi Val.	56 62	
								350	A	Alcorn	59 57	
LAST 12 Division I GAMES:												
246	A	Alabama St.	52 73	168	A	Southern U.	41 73					
298	A	Jackson St.	41 60	300	H	Alabama A&M	52 78					
211	A	Grambling	57 77	246	H	Alabama St.	56 58					
201	H	Prairie View	41 80	309	H	Mississippi Val.	56 62					
217	H	Texas Southern	58 59	117	A	Minnesota	42 84					
350	A	Alcorn	59 57	33	A	Oregon St.	33 89					

Non-Div I Games: LeMoyne-Owen 52 43 Paul Quinn 68 52 Philander Smith 48 53 Tougaloo 68 60 Ark.-Pine Bluff

## Arkansas

Through Games Of Feb. 9, 2019

Average RPI Win:	181	WON-LOST	WINNING	LAST 10	STRENGTH OF	OPP. STRENGTH	TEAM	ADJ.	CONF.	ADJ CONF.
Average RPI Loss:	45	RECORD	PCT. RANK	GAMES	SCHEDULE	OF SCHEDULE	RPI	RPI	RPI	RPI
DIV. I ONLY	16- 8	80	0- 1	93	58	74	74	5	5	
DIV. I NON-CONF.	11- 3	56	0- 0	146	125	60	60	5	5	
TOTALS	RPI 1-25	RPI 26-50	W-L RECORDS	RPI 51-100	RPI 101-150	RPI 150+				
16- 8	0- 4	0- 1	OVERALL	2- 2	3- 1	11- 0				
8- 4	0- 3	0- 0	HOME	0- 1	3- 0	5- 0				
6- 3	0- 1	0- 1	AWAY	2- 1	0- 0	4- 0				
2- 1	0- 0	0- 0	NEUTRAL	0- 0	0- 1	2- 0				
11- 3	0- 2	0- 0	NON-CONFERENCE	1- 0	2- 1	8- 0				
6- 1	0- 1	0- 0	HOME	0- 0	2- 0	4- 0				
3- 1	0- 1	0- 0	AWAY	1- 0	0- 0	2- 0				
2- 1	0- 0	0- 0	NEUTRAL	0- 0	0- 1	2- 0				
5- 5	0- 2	0- 1	CONFERENCE	1- 2	1- 0	3- 0				
2- 3	0- 2	0- 0	HOME	0- 1	1- 0	1- 0				
3- 2	0- 0	0- 1	AWAY	1- 1	0- 0	2- 0				
0- 0	0- 0	0- 0	NEUTRAL	0- 0	0- 0	0- 0				

RPI 1-25				RPI 26-50				RPI 51-100 Team's RPI: 74				RPI 101+			
RPI	S	Opponent	Score	RPI	S	Opponent	Score	RPI	S	Opponent	Score	RPI	S	Opponent	Score
7	H	Mississippi St.	69 93	31	A	Missouri	53 71	53	A	LSU	34 71	106	H	Nebraska	84 80
11	A	Iowa St.	82 91					64	A	Tennessee	80 79	126	N	Pittsburgh	54 61
16	H	South Carolina	79 87					91	A	UT Arlington	66 65	128	H	Alabama	72 61
17	H	Arizona St.	85 88					100	H	Georgia	72 80	131	H	Tennessee Tech	65 42
												158	A	Tulsa	61 59
												167	A	Abilene Christian	80 68
												178	H	Oral Roberts	74 61
												179	H	Vanderbilt	83 62
												180	N	Wisconsin	69 68
												197	A	Ole Miss	85 55
												201	H	Prairie View	71 44
												203	A	Florida	83 73
												290	N	Tennessee St.	79 55
												298	H	Jackson St.	76 57
												332	H	Northwestern St.	98 53
LAST 12 Division I GAMES:															
53	A	LSU	34 71	179	H	Vanderbilt	83 62								
16	H	South Carolina	79 87	31	A	Missouri	53 71								
100	H	Georgia	72 80	197	A	Ole Miss	85 55								
203	A	Florida	83 73	7	H	Mississippi St.	69 93								
128	H	Alabama	72 61	298	H	Jackson St.	76 57								
64	A	Tennessee	80 79	158	A	Tulsa	61 59								

Non-Div I Games:

Arkansas

■ Loss, 
 ■ Non-Conf, S Site, 
 ■ Home 
 ■ Away 
 N Neutral

Average RPI Win:	224	WON-LOST	WINNING	LAST 10	STRENGTH OF	OPP. STRENGTH	TEAM	ADJ.	CONF.	ADJ CONF.
Average RPI Loss:	102	RECORD	PCT. RANK	GAMES	SCHEDULE	OF SCHEDULE	RPI	RPI	RPI	RPI
DIV. I ONLY	9- 13	227	0- 1	79	154	175	175	12	12	
DIV. I NON-CONF.	5- 6	177	0- 0	145	127	174	174	15	15	
TOTALS	RPI 1-25	RPI 26-50	W-L RECORDS	RPI 51-100	RPI 101-150	RPI 150+				
9- 13	0- 1	0- 1	OVERALL	0- 5	2- 4	7- 2				
7- 4	0- 0	0- 0	HOME	0- 2	1- 1	6- 1				
2- 9	0- 1	0- 1	AWAY	0- 3	1- 3	1- 1				
0- 0	0- 0	0- 0	NEUTRAL	0- 0	0- 0	0- 0				
5- 6	0- 1	0- 1	NON-CONFERENCE	0- 1	0- 3	5- 0				
4- 1	0- 0	0- 0	HOME	0- 0	0- 1	4- 0				
1- 5	0- 1	0- 1	AWAY	0- 1	0- 2	1- 0				
0- 0	0- 0	0- 0	NEUTRAL	0- 0	0- 0	0- 0				
4- 7	0- 0	0- 0	CONFERENCE	0- 4	2- 1	2- 2				
3- 3	0- 0	0- 0	HOME	0- 2	1- 0	2- 1				
1- 4	0- 0	0- 0	AWAY	0- 2	1- 1	0- 1				
0- 0	0- 0	0- 0	NEUTRAL	0- 0	0- 0	0- 0				

RPI 1-25				RPI 26-50				RPI 51-100				RPI 101+ Team's RPI: 175			
RPI	S	Opponent	Score	RPI	S	Opponent	Score	RPI	S	Opponent	Score	RPI	S	Opponent	Score
20	A	Texas A&M	56 97	31	A	Missouri	50 70	58	A	Little Rock	55 68	103	A	Oklahoma St.	60 62
								62	A	Belmont	55 74	111	A	South Alabama	77 64
								81	A	Troy	79 87	111	H	South Alabama	69 58
								81	H	Troy	89 100	136	A	UT Martin	91 97
								91	H	UT Arlington	73 100	141	A	Appalachian St.	67 75
												150	H	Louisiana Tech	70 80
												158	H	Tulsa	73 60
												183	H	Texas St.	62 85
												188	A	Coastal Caro.	72 88
												229	H	Memphis	77 66
												252	H	Louisiana	87 75
												264	A	UTEP	67 66
												284	H	Murray St.	74 63
												295	H	La.-Monroe	64 54
												309	H	Mississippi Val.	60 57
LAST 12 Division I GAMES:															
81	H	Troy	89 100	91	H	UT Arlington	73 100								
111	H	South Alabama	69 58	81	A	Troy	79 87								
58	A	Little Rock	55 68	111	A	South Alabama	77 64								
188	A	Coastal Caro.	72 88	295	H	La.-Monroe	64 54								
141	A	Appalachian St.	67 75	252	H	Louisiana	87 75								
183	H	Texas St.	62 85	31	A	Missouri	50 70								

Non-Div I Games:

Arkansas St.

■ Loss, 
 ■ Non-Conf, S Site, 
 ■ Home 
 ■ Away 
 N Neutral



Army West Point

Through Games Of Feb. 9, 2019

Average RPI Win:	300	WON-LOST	WINNING	LAST 10	STRENGTH OF	OPP. STRENGTH	TEAM	ADJ.	CONF.	ADJ CONF.
Average RPI Loss:	165	RECORD	PCT. RANK	GAMES	SCHEDULE	OF SCHEDULE	RPI	RPI	RPI	RPI
DIV. I ONLY	7- 14	256	0- 1	297	268	303	303	19	19	
DIV. I NON-CONF.	4- 6	212	0- 0	318	331	300	300	22	22	
TOTALS	RPI 1-25	RPI 26-50	W-L RECORDS	RPI 51-100	RPI 101-150	RPI 150+				
7- 14	0- 0	0- 1	OVERALL	0- 4	0- 2	7- 7				
5- 7	0- 0	0- 0	HOME	0- 3	0- 1	5- 3				
2- 7	0- 0	0- 1	AWAY	0- 1	0- 1	2- 4				
0- 0	0- 0	0- 0	NEUTRAL	0- 0	0- 0	0- 0				
4- 6	0- 0	0- 1	NON-CONFERENCE	0- 1	0- 1	4- 3				
2- 3	0- 0	0- 0	HOME	0- 1	0- 1	2- 1				
2- 3	0- 0	0- 1	AWAY	0- 0	0- 0	2- 2				
0- 0	0- 0	0- 0	NEUTRAL	0- 0	0- 0	0- 0				
3- 8	0- 0	0- 0	CONFERENCE	0- 3	0- 1	3- 4				
3- 4	0- 0	0- 0	HOME	0- 2	0- 0	3- 2				
0- 4	0- 0	0- 0	AWAY	0- 1	0- 1	0- 2				
0- 0	0- 0	0- 0	NEUTRAL	0- 0	0- 0	0- 0				

RPI S	Opponent	Score	RPI S	Opponent	Score	RPI S	Opponent	Score	RPI S	Opponent	Score	Team's RPI: 303
41	A TCU	38 63	51	H Bucknell	52 66	119	H St. John's (NY)	49 60				
			76	H Yale	51 62	144	A Boston U.	51 63				
			94	A American	51 61	152	H Lehigh	50 73				
			94	H American	62 75	208	A Holy Cross	39 58				
						209	H Navy	55 52				
						245	H Colgate	58 70				
						250	H Air Force	60 71				
						254	H St. Francis Brooklyn	69 57				
						263	A Binghamton	47 60				
						265	A Columbia	49 70				
						306	A Loyola Maryland	51 70				
						306	H Loyola Maryland	69 57				
						310	H Lafayette	65 50				
						323	A Wagner	61 46				
						344	H Fairleigh Dickinson	62 40				
						351	A LIU Brooklyn	57 42				
LAST 12 Division I GAMES:												
94	H American	62 75	310	H Lafayette	65 50							
306	A Loyola Maryland	51 70	94	A American	51 61							
245	H Colgate	58 70	51	H Bucknell	52 66							
152	H Lehigh	50 73	306	H Loyola Maryland	69 57							
208	A Holy Cross	39 58	144	A Boston U.	51 63							
209	H Navy	55 52	76	H Yale	51 62							

Non-Div I Games: Connecticut Col. 74 48

Army West Point

Loss, Non-Conf, S Site, H Home A Away N Neutral

Average RPI Win: <b>179</b>	WON-LOST	WINNING	LAST 10	STRENGTH OF	OPP. STRENGTH	TEAM	ADJ.	CONF.	ADJ CONF.
Average RPI Loss: <b>27</b>	RECORD	PCT. RANK	GAMES	SCHEDULE	OF SCHEDULE	RPI	RPI	RPI	RPI
DIV. I ONLY	16- 6	57	1- 0	122	37	63	63	5	5
DIV. I NON-CONF.	11- 1	13	1- 0	230	57	37	37	5	5
TOTALS	RPI 1-25	RPI 26-50	W-L RECORDS	RPI 51-100	RPI 101-150	RPI 150+			
16- 6	0- 3	1- 2	OVERALL	2- 1	1- 0	12- 0			
7- 4	0- 2	0- 1	HOME	1- 1	0- 0	6- 0			
7- 2	0- 1	0- 1	AWAY	1- 0	1- 0	5- 0			
2- 0	0- 0	1- 0	NEUTRAL	0- 0	0- 0	1- 0			
11- 1	0- 1	1- 0	NON-CONFERENCE	1- 0	0- 0	9- 0			
6- 0	0- 0	0- 0	HOME	0- 0	0- 0	6- 0			
3- 1	0- 1	0- 0	AWAY	1- 0	0- 0	2- 0			
2- 0	0- 0	1- 0	NEUTRAL	0- 0	0- 0	1- 0			
5- 5	0- 2	0- 2	CONFERENCE	1- 1	1- 0	3- 0			
1- 4	0- 2	0- 1	HOME	1- 1	0- 0	0- 0			
4- 1	0- 0	0- 1	AWAY	0- 0	1- 0	3- 0			
0- 0	0- 0	0- 0	NEUTRAL	0- 0	0- 0	0- 0			

RPI 1-25				RPI 26-50				RPI 51-100				Team's RPI: 63	RPI 101+			
RPI	S	Opponent	Score	RPI	S	Opponent	Score	RPI	S	Opponent	Score		RPI	S	Opponent	Score
7	H	Mississippi St.	59 <b>85</b>	26	H	Kentucky	68 <b>78</b>	52	A	New Mexico	79 76		128	A	Alabama	66 56
11	A	Iowa St.	64 <b>67</b>	27	N	North Carolina	86 81	64	H	Tennessee	69 <b>78</b>		156	H	Oklahoma	95 79
20	H	Texas A&M	67 <b>69</b>	31	A	Missouri	65 <b>74</b>	100	H	Georgia	59 58		179	A	Vanderbilt	72 70
													181	H	Nicholls St.	80 59
													188	N	Coastal Caro.	84 78
													197	A	Ole Miss	64 51
													200	A	Elon	96 44
													203	A	Florida	64 56
													211	H	Grambling	97 48
													246	H	Alabama St.	83 50
													252	H	Louisiana	71 59
													266	A	Saint Joseph's	81 70
													271	H	Samford	73 46
LAST 12 Division I GAMES:																
52	A	New Mexico	79 76	20	H	Texas A&M	67 <b>69</b>									
11	A	Iowa St.	64 <b>67</b>	179	A	Vanderbilt	72 70									
26	H	Kentucky	68 <b>78</b>	7	H	Mississippi St.	59 <b>85</b>									
100	H	Georgia	59 58	128	A	Alabama	66 56									
197	A	Ole Miss	64 51	203	A	Florida	64 56									
31	A	Missouri	65 <b>74</b>	64	H	Tennessee	69 <b>78</b>									

Non-Div I Games: Xavier (LA) 77 58

Auburn

Average RPI Win:	255	WON-LOST	WINNING	LAST 10	STRENGTH OF	OPP. STRENGTH	TEAM	ADJ.	CONF.	ADJ CONF.
Average RPI Loss:	206	RECORD	PCT. RANK	GAMES	SCHEDULE	OF SCHEDULE	RPI	RPI	RPI	RPI
DIV. I ONLY	9- 12	215	0- 0	329	274	287	287	22	22	
DIV. I NON-CONF.	3- 6	241	0- 0	347	282	344	344	21	21	
TOTALS	RPI 1-25	RPI 26-50	W-L RECORDS	RPI 51-100	RPI 101-150	RPI 150+				
9- 12	0- 0	0- 0	OVERALL	0- 2	2- 1	7- 9				
7- 3	0- 0	0- 0	HOME	0- 1	1- 0	6- 2				
2- 9	0- 0	0- 0	AWAY	0- 1	1- 1	1- 7				
0- 0	0- 0	0- 0	NEUTRAL	0- 0	0- 0	0- 0				
3- 6	0- 0	0- 0	NON-CONFERENCE	0- 1	0- 0	3- 5				
3- 1	0- 0	0- 0	HOME	0- 0	0- 0	3- 1				
0- 5	0- 0	0- 0	AWAY	0- 1	0- 0	0- 4				
0- 0	0- 0	0- 0	NEUTRAL	0- 0	0- 0	0- 0				
6- 6	0- 0	0- 0	CONFERENCE	0- 1	2- 1	4- 4				
4- 2	0- 0	0- 0	HOME	0- 1	1- 0	3- 1				
2- 4	0- 0	0- 0	AWAY	0- 0	1- 1	1- 3				
0- 0	0- 0	0- 0	NEUTRAL	0- 0	0- 0	0- 0				

RPI S	Opponent	Score	RPI S	Opponent	Score	RPI S	Opponent	Score	RPI S	Opponent	Score	Team's RPI: 287
						62	H Belmont	62 80	122	H Morehead St.	81 80	
						89	A Cincinnati	48 69	131	A Tennessee Tech	72 65	
									136	A UT Martin	65 74	
									179	A Vanderbilt	70 99	
									195	A Illinois St.	49 61	
									204	A Jacksonville St.	56 67	
									216	A Western Ill.	72 77	
									222	A Southeast Mo. St.	54 64	
									258	A SIUE	68 69	
									258	H SIUE	77 65	
									268	A Eastern Ill.	73 60	
									268	H Eastern Ill.	57 67	
									279	H Northern Ky.	52 48	
									290	H Tennessee St.	74 47	
									300	H Alabama A&M	75 58	
									309	H Mississippi Val.	89 95	
									322	H Lipscomb	70 58	
									326	H Eastern Ky.	100 65	
									339	A Evansville	52 56	
LAST 12 Division I GAMES:												
268	H Eastern Ill.	57 67	268	A Eastern Ill.	73 60							
258	H SIUE	77 65	258	A SIUE	68 69							
204	A Jacksonville St.	56 67	136	A UT Martin	65 74							
131	A Tennessee Tech	72 65	222	A Southeast Mo. St.	54 64							
62	H Belmont	62 80	122	H Morehead St.	81 80							
290	H Tennessee St.	74 47	326	H Eastern Ky.	100 65							

Non-Div I Games: Christian Bros. 100 62 Trevecca Nazarene 90 78

Austin Peay

Loss, Non-Conf, S Site, H Home A Away N Neutral

BYU										
Average RPI Win:	156	WON-LOST	WINNING	LAST 10	STRENGTH OF	OPP. STRENGTH	TEAM	ADJ.	CONF.	ADJ CONF.
Average RPI Loss:	102	RECORD	PCT. RANK	GAMES	SCHEDULE	OF SCHEDULE	RPI	RPI	RPI	RPI
DIV. I ONLY	18- 6	45	1- 0	69	103	37	37	8	8	
DIV. I NON-CONF.	8- 3	72	0- 0	140	172	69	69	7	7	
<hr/>										
TOTALS	RPI 1-25	RPI 26-50	W-L RECORDS	RPI 51-100	RPI 101-150	RPI 150+				
18- 6	1- 0	2- 3	OVERALL	3- 1	2- 1	10- 1				
9- 2	1- 0	0- 2	HOME	2- 0	2- 0	4- 0				
7- 4	0- 0	1- 1	AWAY	1- 1	0- 1	5- 1				
2- 0	0- 0	1- 0	NEUTRAL	0- 0	0- 0	1- 0				
8- 3	0- 0	1- 2	NON-CONFERENCE	0- 0	1- 0	6- 1				
4- 1	0- 0	0- 1	HOME	0- 0	1- 0	3- 0				
2- 2	0- 0	0- 1	AWAY	0- 0	0- 0	2- 1				
2- 0	0- 0	1- 0	NEUTRAL	0- 0	0- 0	1- 0				
10- 3	1- 0	1- 1	CONFERENCE	3- 1	1- 1	4- 0				
5- 1	1- 0	0- 1	HOME	2- 0	1- 0	1- 0				
5- 2	0- 0	1- 0	AWAY	1- 1	0- 1	3- 0				
0- 0	0- 0	0- 0	NEUTRAL	0- 0	0- 0	0- 0				

RPI 1-25				RPI 26-50				Team's RPI: 37				RPI 51-100				RPI 101+			
RPI	S	Opponent	Score	RPI	S	Opponent	Score	RPI	S	Opponent	Score	RPI	S	Opponent	Score	RPI	S	Opponent	Score
13	H	Gonzaga	70 68	30	H	California	52 70	79	A	Pacific	77 74	107	H	Northern Colo.	70 50				
				40	A	Utah	67 78	79	H	Pacific	75 49	125	A	Pepperdine	65 79				
				41	N	TCU	61 58	99	A	Loyola Marymount	58 61	125	H	Pepperdine	83 58				
				49	A	Saint Mary's (CA)	74 73	99	H	Loyola Marymount	55 44	161	H	Portland	79 71				
				49	H	Saint Mary's (CA)	75 78					164	H	UC Riverside	72 70				
												184	A	Santa Clara	54 44				
												196	H	Eastern Wash.	80 65				
												220	A	Utah St.	62 57				
												240	A	San Francisco	67 59				
												249	H	Colorado St.	51 42				
												255	A	San Diego	65 56				
												261	N	California Baptist	76 69				
												270	A	Southern Utah	64 67				
												282	A	Utah Valley	77 51				
LAST 12 Division I GAMES:																			
				79	H	Pacific	75 49	13	H	Gonzaga	70 68								
				49	H	Saint Mary's (CA)	75 78	49	A	Saint Mary's (CA)	74 73								
				125	A	Pepperdine	65 79	79	A	Pacific	77 74								
				99	A	Loyola Marymount	58 61	99	H	Loyola Marymount	55 44								
				255	A	San Diego	65 56	125	H	Pepperdine	83 58								
				161	H	Portland	79 71	240	A	San Francisco	67 59								

Non-Div I Games:

BYU

■ Loss, 
 ■ Non-Conf, S Site, 
 ■ Home 
 ■ Away 
 N Neutral

Average RPI Win:	183	WON-LOST	WINNING	LAST 10	STRENGTH OF	OPP. STRENGTH	TEAM	ADJ.	CONF.	ADJ CONF.
Average RPI Loss:	83	RECORD	PCT. RANK	GAMES	SCHEDULE	OF SCHEDULE	RPI	RPI	RPI	RPI
DIV. I ONLY	6- 15	286	0- 1	36	81	182	182	7	7	
DIV. I NON-CONF.	4- 7	228	0- 0	115	43	204	204	8	8	
TOTALS	RPI 1-25	RPI 26-50	W-L RECORDS	RPI 51-100	RPI 101-150	RPI 150+				
6- 15	0- 2	0- 4	OVERALL	2- 6	1- 1	3- 2				
5- 5	0- 0	0- 2	HOME	2- 1	0- 0	3- 2				
1- 7	0- 2	0- 2	AWAY	0- 3	1- 0	0- 0				
0- 3	0- 0	0- 0	NEUTRAL	0- 2	0- 1	0- 0				
4- 7	0- 0	0- 2	NON-CONFERENCE	1- 3	1- 1	2- 1				
3- 2	0- 0	0- 1	HOME	1- 0	0- 0	2- 1				
1- 2	0- 0	0- 1	AWAY	0- 1	1- 0	0- 0				
0- 3	0- 0	0- 0	NEUTRAL	0- 2	0- 1	0- 0				
2- 8	0- 2	0- 2	CONFERENCE	1- 3	0- 0	1- 1				
2- 3	0- 0	0- 1	HOME	1- 1	0- 0	1- 1				
0- 5	0- 2	0- 1	AWAY	0- 2	0- 0	0- 0				
0- 0	0- 0	0- 0	NEUTRAL	0- 0	0- 0	0- 0				

RPI 1-25				RPI 26-50				RPI 51-100				RPI 101+ Team's RPI: 182			
RPI	S	Opponent	Score	RPI	S	Opponent	Score	RPI	S	Opponent	Score	RPI	S	Opponent	Score
24	A	Buffalo	65 77	32	A	Ohio	62 94	60	A	Missouri St.	54 74	130	A	Western Ky.	86 83
25	A	Central Mich.	63 81	32	H	Ohio	75 90	61	A	Miami (OH)	57 60	135	N	Fordham	70 78
				45	A	Butler	47 64	66	N	Duke	62 79	179	H	Vanderbilt	43 60
				46	H	Purdue	38 80	68	N	Quinnipiac	66 69	231	H	Bowling Green	77 70
								87	A	Toledo	58 65	269	H	Cleveland St.	67 62
								87	H	Kent St.	48 44	285	H	Western Mich.	62 65
								89	H	Cincinnati	75 63	290	H	Tennessee St.	90 51
								98	H	Northern Ill.	83 93				
LAST 12 Division I GAMES:															
25	A	Central Mich.	63 81	87	H	Kent St.	48 44								
68	N	Quinnipiac	66 69	61	A	Miami (OH)	57 60								
66	N	Duke	62 79	24	A	Buffalo	65 77								
98	H	Northern Ill.	83 93	32	H	Ohio	75 90								
32	A	Ohio	62 94	231	H	Bowling Green	77 70								
285	H	Western Mich.	62 65	87	A	Toledo	58 65								

Non-Div I Games: Urbana 99 62

Ball St.

■ Loss, 
 ■ Non-Conf, 
 ■ S Site, 
 ■ H Home 
 ■ A Away 
 N Neutral

Average RPI Win: 93		WON-LOST	WINNING	LAST 10	STRENGTH OF	OPP. STRENGTH	TEAM	ADJ.	CONF.	ADJ CONF.
Average RPI Loss: 4		RECORD	PCT. RANK	GAMES	SCHEDULE	OF SCHEDULE	RPI	RPI	RPI	RPI
DIV. I ONLY		21- 1	2	1- 0	3	17	2	2	3	3
DIV. I NON-CONF.		10- 1	17	0- 0	9	21	3	3	3	3
TOTALS		RPI 1-25	RPI 26-50		W-L RECORDS		RPI 51-100	RPI 101-150	RPI 150+	
21- 1	4- 1	4- 0		OVERALL		3- 0	5- 0	5- 0		
11- 0	2- 0	1- 0		HOME		2- 0	2- 0	4- 0		
8- 1	2- 1	2- 0		AWAY		0- 0	3- 0	1- 0		
2- 0	0- 0	1- 0		NEUTRAL		1- 0	0- 0	0- 0		
10- 1	3- 1	1- 0		NON-CONFERENCE		1- 0	1- 0	4- 0		
6- 0	1- 0	0- 0		HOME		0- 0	1- 0	4- 0		
2- 1	2- 1	0- 0		AWAY		0- 0	0- 0	0- 0		
2- 0	0- 0	1- 0		NEUTRAL		1- 0	0- 0	0- 0		
11- 0	1- 0	3- 0		CONFERENCE		2- 0	4- 0	1- 0		
5- 0	1- 0	1- 0		HOME		2- 0	1- 0	0- 0		
6- 0	0- 0	2- 0		AWAY		0- 0	3- 0	1- 0		
0- 0	0- 0	0- 0		NEUTRAL		0- 0	0- 0	0- 0		

RPI	S	Opponent	Score	RPI	S	Opponent	Score	RPI	S	Opponent	Score	RPI	S	Opponent	Score
4	A	Stanford	63 68	28	N	South Dakota St.	72 66	55	H	Kansas St.	65 50	103	A	Oklahoma St.	66 58
6	H	UConn	68 57	29	A	Texas	74 68	70	H	West Virginia	79 47	118	A	Kansas	94 68
11	H	Iowa St.	84 69	41	A	TCU	79 55	90	N	Georgetown	67 46	122	H	Morehead St.	96 58
16	A	South Carolina	94 69	41	H	TCU	89 71					137	A	Texas Tech	73 56
17	A	Arizona St.	65 59									137	H	Texas Tech	96 37
												156	A	Oklahoma	74 53
												168	H	Southern U.	94 49
												181	H	Nicholls St.	100 39
												214	H	Saint Francis (PA)	116 58
												219	H	UTRGV	98 37
LAST 12 Division I GAMES:															
41	H	TCU	89 71	70	H	West Virginia	79 47								
29	A	Texas	74 68	118	A	Kansas	94 68								
137	H	Texas Tech	96 37	41	A	TCU	79 55								
103	A	Oklahoma St.	66 58	55	H	Kansas St.	65 50								
156	A	Oklahoma	74 53	137	A	Texas Tech	73 56								
11	H	Iowa St.	84 69	6	H	UConn	68 57								

Non-Div I Games:

Baylor

■ Loss, 
■ Non-Conf, S Site, 
■ Home 
■ Away 
N Neutral

Average RPI Win:	208	WON-LOST	WINNING	LAST 10	STRENGTH OF	OPP. STRENGTH	TEAM	ADJ.	CONF.	ADJ CONF.
Average RPI Loss:	68	RECORD	PCT. RANK	GAMES	SCHEDULE	OF SCHEDULE	RPI	RPI	RPI	RPI
DIV. I ONLY	18- 5	32	1- 0	154	141	62	62	22	22	
DIV. I NON-CONF.	7- 4	109	0- 0	77	35	44	44	21	21	
TOTALS	RPI 1-25	RPI 26-50	W-L RECORDS	RPI 51-100	RPI 101-150	RPI 150+				
18- 5	0- 1	0- 1	OVERALL	2- 2	4- 1	12- 0				
9- 2	0- 0	0- 0	HOME	0- 1	2- 1	7- 0				
9- 3	0- 1	0- 1	AWAY	2- 1	2- 0	5- 0				
0- 0	0- 0	0- 0	NEUTRAL	0- 0	0- 0	0- 0				
7- 4	0- 1	0- 1	NON-CONFERENCE	2- 2	1- 0	4- 0				
3- 1	0- 0	0- 0	HOME	0- 1	0- 0	3- 0				
4- 3	0- 1	0- 1	AWAY	2- 1	1- 0	1- 0				
0- 0	0- 0	0- 0	NEUTRAL	0- 0	0- 0	0- 0				
11- 1	0- 0	0- 0	CONFERENCE	0- 0	3- 1	8- 0				
6- 1	0- 0	0- 0	HOME	0- 0	2- 1	4- 0				
5- 0	0- 0	0- 0	AWAY	0- 0	1- 0	4- 0				
0- 0	0- 0	0- 0	NEUTRAL	0- 0	0- 0	0- 0				

RPI 1-25				RPI 26-50				RPI 51-100				Team's RPI: 62	RPI 101+			
RPI	S	Opponent	Score	RPI	S	Opponent	Score	RPI	S	Opponent	Score		RPI	S	Opponent	Score
10	A	NC State	62 77	47	A	Clemson	62 65	56	A	Middle Tenn.	45 38		122	A	Morehead St.	77 57
								64	A	Tennessee	76 84		122	H	Morehead St.	77 50
								77	A	Wright St.	79 63		131	H	Tennessee Tech	72 77
								87	H	Toledo	69 78		136	H	UT Martin	100 86
													145	A	Chattanooga	67 51
													158	H	Tulsa	78 53
													175	H	Arkansas St.	74 55
													204	A	Jacksonville St.	64 41
													204	H	Jacksonville St.	66 52
													222	H	Southeast Mo. St.	91 57
													279	A	Northern Ky.	71 53
													284	A	Murray St.	65 58
													287	A	Austin Peay	80 62
													290	H	Tennessee St.	80 46
													322	H	Lipscomb	83 43
													326	A	Eastern Ky.	87 52
													326	H	Eastern Ky.	69 43
LAST 12 Division I GAMES:																
122	A	Morehead St.	77 57	290	H	Tennessee St.	80 46									
326	A	Eastern Ky.	87 52	204	A	Jacksonville St.	64 41									
136	H	UT Martin	100 86	326	H	Eastern Ky.	69 43									
222	H	Southeast Mo. St.	91 57	122	H	Morehead St.	77 50									
287	A	Austin Peay	80 62	131	H	Tennessee Tech	72 77									
284	A	Murray St.	65 58	204	H	Jacksonville St.	66 52									

Non-Div I Games:

Belmont

Average RPI Win: 299		WON-LOST	WINNING	LAST 10	STRENGTH OF	OPP. STRENGTH	TEAM	ADJ.	CONF.	ADJ CONF.
Average RPI Loss: 205		RECORD	PCT. RANK	GAMES	SCHEDULE	OF SCHEDULE	RPI	RPI	RPI	RPI
DIV. I ONLY		11- 9	140	1- 0	346	323	257	257	32	32
DIV. I NON-CONF.		5- 5	162	0- 0	332	217	234	234	32	32
TOTALS		RPI 1-25	RPI 26-50	W-L RECORDS	RPI 51-100	RPI 101-150	RPI 150+			
11- 9	0- 0		0- 0	OVERALL	0- 0	0- 1	11- 8			
6- 2	0- 0		0- 0	HOME	0- 0	0- 0	6- 2			
4- 7	0- 0		0- 0	AWAY	0- 0	0- 1	4- 6			
1- 0	0- 0		0- 0	NEUTRAL	0- 0	0- 0	1- 0			
5- 5	0- 0		0- 0	NON-CONFERENCE	0- 0	0- 1	5- 4			
3- 0	0- 0		0- 0	HOME	0- 0	0- 0	3- 0			
1- 5	0- 0		0- 0	AWAY	0- 0	0- 1	1- 4			
1- 0	0- 0		0- 0	NEUTRAL	0- 0	0- 0	1- 0			
6- 4	0- 0		0- 0	CONFERENCE	0- 0	0- 0	6- 4			
3- 2	0- 0		0- 0	HOME	0- 0	0- 0	3- 2			
3- 2	0- 0		0- 0	AWAY	0- 0	0- 0	3- 2			
0- 0	0- 0		0- 0	NEUTRAL	0- 0	0- 0	0- 0			

RPI 1-25				RPI 26-50				RPI 51-100				RPI 101+				Team's RPI: 257	
RPI	S	Opponent	Score	RPI	S	Opponent	Score	RPI	S	Opponent	Score	RPI	S	Opponent	Score		
												134	A	South Fla.	39	88	
												153	A	Charlotte	69	73	
												157	A	Georgia St.	57	62	
												177	H	UMES	52	64	
												203	A	Florida	53	64	
												227	A	Howard	40	61	
												233	H	N.C. A&T	48	72	
												237	H	Liberty	81	76	
												241	A	Jacksonville	58	56	
												272	A	Norfolk St.	50	57	
												272	H	Norfolk St.	65	58	
												274	H	North Florida	76	60	
												288	A	Ga. Southern	76	77	
												291	A	Morgan St.	73	69	
												299	N	Kennesaw St.	64	61	
												324	H	FIU	68	57	
												327	A	Coppin St.	71	65	
												342	A	N.C. Central	67	50	
												342	H	N.C. Central	72	54	
												345	H	Delaware St.	67	55	
LAST 12 Division I GAMES:																	
				272	H	Norfolk St.	65 58	345	H	Delaware St.	67 55						
				233	H	N.C. A&T	48 72	272	A	Norfolk St.	50 57						
				342	H	N.C. Central	72 54	227	A	Howard	40 61						
				327	A	Coppin St.	71 65	342	A	N.C. Central	67 50						
				291	A	Morgan St.	73 69	153	A	Charlotte	69 73						
				177	H	UMES	52 64	157	A	Georgia St.	57 62						

Non-Div I Games:	Flagler	74	59	Edward Waters	73	46
------------------	---------	----	----	---------------	----	----

Bethune-Cookman

Loss, Non-Conf, S Site, H Home A Away N Neutral



Binghamton

Through Games Of Feb. 9, 2019

Average RPI Win:	279	WON-LOST	WINNING	LAST 10	STRENGTH OF	OPP. STRENGTH	TEAM	ADJ.	CONF.	ADJ CONF.
Average RPI Loss:	171	RECORD	PCT. RANK	GAMES	SCHEDULE	OF SCHEDULE	RPI	RPI	RPI	RPI
DIV. I ONLY	7- 15	265	0- 1	172	286	263	263	23	23	
DIV. I NON-CONF.	3- 8	267	0- 0	93	260	246	246	24	24	
TOTALS	RPI 1-25	RPI 26-50	W-L RECORDS	RPI 51-100	RPI 101-150	RPI 150+				
7- 15	0- 2	0- 1	OVERALL	0- 1	1- 0	6- 11				
5- 6	0- 0	0- 0	HOME	0- 0	1- 0	4- 6				
2- 9	0- 2	0- 1	AWAY	0- 1	0- 0	2- 5				
0- 0	0- 0	0- 0	NEUTRAL	0- 0	0- 0	0- 0				
3- 8	0- 2	0- 1	NON-CONFERENCE	0- 0	0- 0	3- 5				
3- 2	0- 0	0- 0	HOME	0- 0	0- 0	3- 2				
0- 6	0- 2	0- 1	AWAY	0- 0	0- 0	0- 3				
0- 0	0- 0	0- 0	NEUTRAL	0- 0	0- 0	0- 0				
4- 7	0- 0	0- 0	CONFERENCE	0- 1	1- 0	3- 6				
2- 4	0- 0	0- 0	HOME	0- 0	1- 0	1- 4				
2- 3	0- 0	0- 0	AWAY	0- 1	0- 0	2- 2				
0- 0	0- 0	0- 0	NEUTRAL	0- 0	0- 0	0- 0				

RPI 1-25				RPI 26-50				RPI 51-100				RPI 101+ Team's RPI: 263			
RPI	S	Opponent	Score	RPI	S	Opponent	Score	RPI	S	Opponent	Score	RPI	S	Opponent	Score
1	A	Notre Dame	53 103	32	A	Ohio	49 86	75	A	Maine	66 95	105	H	Hartford	73 62
9	A	Marquette	40 93									152	H	Lehigh	55 65
												160	A	Stony Brook	53 68
												160	H	Stony Brook	56 65
												176	H	Rider	57 62
												199	A	Dartmouth	39 63
												235	A	Albany (NY)	56 61
												235	H	Albany (NY)	62 71
												238	A	Niagara	72 79
												275	H	Vermont	57 58
												277	H	Cornell	72 61
												296	H	UMBC	67 45
												303	H	Army West Point	60 47
												310	A	Lafayette	50 59
												310	A	New Hampshire	71 62
												310	H	New Hampshire	53 54
												318	A	UMass Lowell	70 50
												344	H	Fairleigh Dickinson	73 54
LAST 12 Division I GAMES:															
310	H	New Hampshire	53 54	275	H	Vermont	57 58								
160	A	Stony Brook	53 68	296	H	UMBC	67 45								
235	H	Albany (NY)	62 71	160	H	Stony Brook	56 65								
105	H	Hartford	73 62	310	A	New Hampshire	71 62								
75	A	Maine	66 95	235	A	Albany (NY)	56 61								
318	A	UMass Lowell	70 50	199	A	Dartmouth	39 63								

Non-Div I Games: Charleston (WV) 69 62 Caldwell 73 54

Binghamton

Loss, Non-Conf, S Site, H Home A Away N Neutral

Average RPI Win:	197	WON-LOST	WINNING	LAST 10	STRENGTH OF	OPP. STRENGTH	TEAM	ADJ.	CONF.	ADJ CONF.
Average RPI Loss:	59	RECORD	PCT. RANK	GAMES	SCHEDULE	OF SCHEDULE	RPI	RPI	RPI	RPI
DIV. I ONLY	17- 3	18	1- 0	258	75	69	69	15	15	
DIV. I NON-CONF.	7- 2	58	1- 0	186	9	65	65	13	13	
TOTALS	RPI 1-25	RPI 26-50	W-L RECORDS	RPI 51-100	RPI 101-150	RPI 150+				
17- 3	0- 1	1- 1	OVERALL	2- 0	2- 1	12- 0				
8- 1	0- 1	1- 0	HOME	0- 0	0- 0	7- 0				
6- 2	0- 0	0- 1	AWAY	0- 0	2- 1	4- 0				
3- 0	0- 0	0- 0	NEUTRAL	2- 0	0- 0	1- 0				
7- 2	0- 1	0- 0	NON-CONFERENCE	2- 0	1- 1	4- 0				
3- 1	0- 1	0- 0	HOME	0- 0	0- 0	3- 0				
1- 1	0- 0	0- 0	AWAY	0- 0	1- 1	0- 0				
3- 0	0- 0	0- 0	NEUTRAL	2- 0	0- 0	1- 0				
10- 1	0- 0	1- 1	CONFERENCE	0- 0	1- 0	8- 0				
5- 0	0- 0	1- 0	HOME	0- 0	0- 0	4- 0				
5- 1	0- 0	0- 1	AWAY	0- 0	1- 0	4- 0				
0- 0	0- 0	0- 0	NEUTRAL	0- 0	0- 0	0- 0				

RPI 1-25				RPI 26-50				RPI 51-100 Team's RPI: 69				RPI 101+			
RPI	S	Opponent	Score	RPI	S	Opponent	Score	RPI	S	Opponent	Score	RPI	S	Opponent	Score
3	H	Louisville	55 74	50	A	Wyoming	52 64	84	N	UNI	61 60	113	A	Fresno St.	72 60
				50	H	Wyoming	72 64	86	N	Idaho	91 85	123	A	Washington St.	71 95
												143	A	Washington	73 69
												155	H	CSUN	74 63
												196	H	Eastern Wash.	67 55
												205	A	San Diego St.	69 66
												212	A	UNLV	64 57
												214	N	Saint Francis (PA)	78 64
												232	A	Nevada	75 74
												232	H	Nevada	80 65
												249	H	Colorado St.	70 57
												250	H	Air Force	79 48
												270	H	Southern Utah	88 53
												325	A	San Jose St.	83 69
												325	H	San Jose St.	99 68
LAST 12 Division I GAMES:															
143	A	Washington	73 69	250	H	Air Force	79 48								
325	A	San Jose St.	83 69	113	A	Fresno St.	72 60								
212	A	UNLV	64 57	232	A	Nevada	75 74								
232	H	Nevada	80 65	325	H	San Jose St.	99 68								
249	H	Colorado St.	70 57	205	A	San Diego St.	69 66								
50	A	Wyoming	52 64	50	H	Wyoming	72 64								

Non-Div I Games: Southern Ore. 91 46 Northwest Chrst. 93 26

Boise St.

Loss, Non-Conf, S Site, H Home A Away N Neutral

Average RPI Win:	201	WON-LOST	WINNING	LAST 10	STRENGTH OF	OPP. STRENGTH	TEAM	ADJ.	CONF.	ADJ CONF.
Average RPI Loss:	53	RECORD	PCT. RANK	GAMES	SCHEDULE	OF SCHEDULE	RPI	RPI	RPI	RPI
DIV. I ONLY	14- 9	114	1- 0	84	77	109	109	1	1	
DIV. I NON-CONF.	11- 2	31	1- 0	218	303	103	103	1	1	
TOTALS	RPI 1-25	RPI 26-50	W-L RECORDS	RPI 51-100	RPI 101-150	RPI 150+				
14- 9	0- 4	0- 1	OVERALL	1- 3	4- 1	9- 0				
8- 6	0- 2	0- 1	HOME	1- 2	1- 1	6- 0				
4- 3	0- 2	0- 0	AWAY	0- 1	3- 0	1- 0				
2- 0	0- 0	0- 0	NEUTRAL	0- 0	0- 0	2- 0				
11- 2	0- 0	0- 0	NON-CONFERENCE	0- 1	2- 1	9- 0				
7- 2	0- 0	0- 0	HOME	0- 1	1- 1	6- 0				
2- 0	0- 0	0- 0	AWAY	0- 0	1- 0	1- 0				
2- 0	0- 0	0- 0	NEUTRAL	0- 0	0- 0	2- 0				
3- 7	0- 4	0- 1	CONFERENCE	1- 2	2- 0	0- 0				
1- 4	0- 2	0- 1	HOME	1- 1	0- 0	0- 0				
2- 3	0- 2	0- 0	AWAY	0- 1	2- 0	0- 0				
0- 0	0- 0	0- 0	NEUTRAL	0- 0	0- 0	0- 0				

RPI 1-25				RPI 26-50				RPI 51-100				RPI 101+ Team's RPI: 109			
RPI	S	Opponent	Score	RPI	S	Opponent	Score	RPI	S	Opponent	Score	RPI	S	Opponent	Score
1	A	Notre Dame	63 92	48	H	Georgia Tech	76 81	66	H	Duke	92 90	108	A	Wake Forest	65 64
10	H	NC State	69 85					67	H	Virginia Tech	86 95	112	A	Houston	64 57
18	H	Florida St.	71 91					96	A	Virginia	77 79	117	H	Minnesota	69 77
21	A	Miami (FL)	73 76					97	H	Providence	57 61	126	A	Pittsburgh	59 55
												144	H	Boston U.	78 51
												176	N	Rider	112 61
												199	H	Dartmouth	99 68
												208	H	Holy Cross	89 63
												223	A	Rhode Island	88 64
												241	H	Campbell	76 56
												265	H	Columbia	74 60
												305	H	Bryant	83 46
												306	N	Loyola Maryland	73 47
												328	H	Saint Peter's	89 57
LAST 12 Division I GAMES:															
176	N	Rider	112 61	18	H	Florida St.	71 91								
96	A	Virginia	77 79	126	A	Pittsburgh	59 55								
67	H	Virginia Tech	86 95	108	A	Wake Forest	65 64								
66	H	Duke	92 90	10	H	NC State	69 85								
21	A	Miami (FL)	73 76	48	H	Georgia Tech	76 81								
1	A	Notre Dame	63 92	199	H	Dartmouth	99 68								

Non-Div I Games:

Boston College

■ Loss, 
 ■ Non-Conf, S Site, 
 ■ Home 
 ■ Away 
 N Neutral

Average RPI Win: <b>225</b>	WON-LOST	WINNING	LAST 10	STRENGTH OF	OPP. STRENGTH	TEAM	ADJ.	CONF.	ADJ CONF.
Average RPI Loss: <b>142</b>	RECORD	PCT. RANK	GAMES	SCHEDULE	OF SCHEDULE	RPI	RPI	RPI	RPI
DIV. I ONLY	<b>11- 10</b>	<b>154</b>	<b>1- 0</b>	<b>131</b>	<b>243</b>	<b>144</b>	<b>144</b>	<b>19</b>	<b>19</b>
DIV. I NON-CONF.	<b>4- 6</b>	<b>212</b>	<b>0- 0</b>	<b>195</b>	<b>237</b>	<b>220</b>	<b>220</b>	<b>22</b>	<b>22</b>
TOTALS	RPI 1-25	RPI 26-50	W-L RECORDS	RPI 51-100	RPI 101-150	RPI 150+			
11- 10	0- 0	0- 0	OVERALL	1- 4	0- 2	10- 4			
6- 3	0- 0	0- 0	HOME	0- 2	0- 0	6- 1			
5- 7	0- 0	0- 0	AWAY	1- 2	0- 2	4- 3			
0- 0	0- 0	0- 0	NEUTRAL	0- 0	0- 0	0- 0			
4- 6	0- 0	0- 0	NON-CONFERENCE	0- 2	0- 2	4- 2			
4- 0	0- 0	0- 0	HOME	0- 0	0- 0	4- 0			
0- 6	0- 0	0- 0	AWAY	0- 2	0- 2	0- 2			
0- 0	0- 0	0- 0	NEUTRAL	0- 0	0- 0	0- 0			
7- 4	0- 0	0- 0	CONFERENCE	1- 2	0- 0	6- 2			
2- 3	0- 0	0- 0	HOME	0- 2	0- 0	2- 1			
5- 1	0- 0	0- 0	AWAY	1- 0	0- 0	4- 1			
0- 0	0- 0	0- 0	NEUTRAL	0- 0	0- 0	0- 0			

RPI S	Opponent	Score	RPI S	Opponent	Score	RPI S	Opponent	Score	RPI S	Opponent	Score	Team's RPI: 144
						51	A Bucknell	70 62	109	A Boston College	51 78	
						51	H Bucknell	58 62	148	A Marist	57 68	
						80	A Harvard	47 67	152	A Lehigh	52 48	
						85	A Northeastern	51 81	152	H Lehigh	58 45	
						94	H American	51 64	154	H Delaware	72 61	
									198	A Massachusetts	55 66	
									199	A Dartmouth	44 64	
									208	A Holy Cross	69 75	
									209	A Navy	49 35	
									228	H Brown	72 51	
									245	H Colgate	72 81	
									303	H Army West Point	63 51	
									305	H Bryant	67 65	
									306	A Loyola Maryland	64 62	
									310	A Lafayette	47 44	
									310	H New Hampshire	60 39	
LAST 12 Division I GAMES:												
152	A Lehigh	52 48	245	H Colgate	72 81							
51	H Bucknell	58 62	152	H Lehigh	58 45							
310	A Lafayette	47 44	306	A Loyola Maryland	64 62							
209	A Navy	49 35	51	A Bucknell	70 62							
94	H American	51 64	303	H Army West Point	63 51							
208	A Holy Cross	69 75	80	A Harvard	47 67							

Non-Div I Games:

Boston U.

■ Loss, 
 ■ Non-Conf, S Site, 
 ■ Home 
 ■ Away 
 N Neutral

## Bowling Green

Through Games Of Feb. 9, 2019

Average RPI Win:	267	WON-LOST	WINNING	LAST 10	STRENGTH OF	OPP. STRENGTH	TEAM	ADJ.	CONF.	ADJ CONF.
Average RPI Loss:	128	RECORD	PCT. RANK	GAMES	SCHEDULE	OF SCHEDULE	RPI	RPI	RPI	RPI
DIV. I ONLY	6- 14	277	0- 1	110	229	231	231	7	7	
DIV. I NON-CONF.	6- 4	125	0- 0	199	332	146	146	8	8	
TOTALS	RPI 1-25	RPI 26-50	W-L RECORDS	RPI 51-100	RPI 101-150	RPI 150+				
6- 14	0- 1	0- 1	OVERALL	0- 5	0- 1	6- 6				
4- 5	0- 0	0- 1	HOME	0- 3	0- 0	4- 1				
2- 8	0- 1	0- 0	AWAY	0- 2	0- 1	2- 4				
0- 1	0- 0	0- 0	NEUTRAL	0- 0	0- 0	0- 1				
6- 4	0- 1	0- 0	NON-CONFERENCE	0- 0	0- 0	6- 3				
4- 0	0- 0	0- 0	HOME	0- 0	0- 0	4- 0				
2- 3	0- 1	0- 0	AWAY	0- 0	0- 0	2- 2				
0- 1	0- 0	0- 0	NEUTRAL	0- 0	0- 0	0- 1				
0- 10	0- 0	0- 1	CONFERENCE	0- 5	0- 1	0- 3				
0- 5	0- 0	0- 1	HOME	0- 3	0- 0	0- 1				
0- 5	0- 0	0- 0	AWAY	0- 2	0- 1	0- 2				
0- 0	0- 0	0- 0	NEUTRAL	0- 0	0- 0	0- 0				

RPI 1-25				RPI 26-50				RPI 51-100				RPI 101+ Team's RPI: 231			
RPI	S	Opponent	Score	RPI	S	Opponent	Score	RPI	S	Opponent	Score	RPI	S	Opponent	Score
23	A	Michigan St.	69 99	32	H	Ohio	79 82	61	H	Miami (OH)	75 82	139	A	Akron	71 74
								87	A	Toledo	56 76	151	N	Mercer	63 76
								87	H	Toledo	65 79	171	A	Xavier	49 65
								98	A	Northern Ill.	47 88	182	A	Ball St.	70 77
								98	H	Northern Ill.	52 66	185	A	Eastern Mich.	74 81
												188	A	Coastal Caro.	80 81
												218	H	Robert Morris	61 60
												224	H	Marshall	99 76
												248	H	Loyola Chicago	88 74
												280	A	Canisius	74 53
												285	H	Western Mich.	82 84
												293	A	Valparaiso	79 72
												336	H	Detroit Mercy	79 73
LAST 12 Division I GAMES:															
				61	H	Miami (OH)	75 82			98	H	Northern Ill.	52 66		
				98	A	Northern Ill.	47 88			139	A	Akron	71 74		
				87	A	Toledo	56 76			182	A	Ball St.	70 77		
				32	H	Ohio	79 82			285	H	Western Mich.	82 84		
				185	A	Eastern Mich.	74 81			293	A	Valparaiso	79 72		
				87	H	Toledo	65 79			336	H	Detroit Mercy	79 73		

Non-Div I Games: Davis &amp; Elkins 63 28

Bowling Green

■ Loss, 
 ■ Non-Conf, S Site, 
 ■ Home 
 ■ Away 
 N Neutral

## Bradley

Through Games Of Feb. 9, 2019

Average RPI Win:	246	WON-LOST	WINNING	LAST 10	STRENGTH OF	OPP. STRENGTH	TEAM	ADJ.	CONF.	ADJ CONF.
Average RPI Loss:	101	RECORD	PCT. RANK	GAMES	SCHEDULE	OF SCHEDULE	RPI	RPI	RPI	RPI
DIV. I ONLY	15- 5	45	1- 0	307	175	146	146	13	13	
DIV. I NON-CONF.	9- 1	29	1- 0	345	236	130	130	14	14	
TOTALS	RPI 1-25	RPI 26-50	W-L RECORDS	RPI 51-100	RPI 101-150	RPI 150+				
15- 5	0- 1	0- 1	OVERALL	0- 2	0- 0	15- 1				
7- 3	0- 1	0- 0	HOME	0- 2	0- 0	7- 0				
7- 2	0- 0	0- 1	AWAY	0- 0	0- 0	7- 1				
1- 0	0- 0	0- 0	NEUTRAL	0- 0	0- 0	1- 0				
9- 1	0- 0	0- 1	NON-CONFERENCE	0- 0	0- 0	9- 0				
5- 0	0- 0	0- 0	HOME	0- 0	0- 0	5- 0				
3- 1	0- 0	0- 1	AWAY	0- 0	0- 0	3- 0				
1- 0	0- 0	0- 0	NEUTRAL	0- 0	0- 0	1- 0				
6- 4	0- 1	0- 0	CONFERENCE	0- 2	0- 0	6- 1				
2- 3	0- 1	0- 0	HOME	0- 2	0- 0	2- 0				
4- 1	0- 0	0- 0	AWAY	0- 0	0- 0	4- 1				
0- 0	0- 0	0- 0	NEUTRAL	0- 0	0- 0	0- 0				

RPI 1-25				RPI 26-50				RPI 51-100				RPI 101+ Team's RPI: 146			
RPI	S	Opponent	Score	RPI	S	Opponent	Score	RPI	S	Opponent	Score	RPI	S	Opponent	Score
22	H	Drake	63 92	46	A	Purdue	61 74	60	H	Missouri St.	56 68	154	N	Delaware	59 47
								84	H	UNI	78 81	163	H	Southern Ill.	58 53
												174	A	Indiana St.	61 45
												174	H	Indiana St.	81 80
												195	A	Illinois St.	79 68
												216	H	Western Ill.	82 68
												222	H	Southeast Mo. St.	85 79
												248	A	Loyola Chicago	69 56
												268	H	Eastern Ill.	67 64
												269	A	Cleveland St.	67 65
												293	A	Valparaiso	73 76
												294	A	Fla. Atlantic	80 59
												304	H	Oakland	73 64
												317	A	Omaha	80 60
												339	A	Evansville	75 68
												346	H	Chicago St.	89 59
LAST 12 Division I GAMES:															
294	A	Fla. Atlantic	80 59	60	H	Missouri St.	56 68	174	A	Indiana St.	61 45	339	A	Evansville	75 68
174	H	Indiana St.	81 80	84	H	UNI	78 81	22	H	Drake	63 92	346	H	Chicago St.	89 59
248	A	Loyola Chicago	69 56												
293	A	Valparaiso	73 76												
195	A	Illinois St.	79 68												
163	H	Southern Ill.	58 53												

Non-Div I Games: Rockhurst 83 40

Bradley

■ Loss, 
 ■ Non-Conf, 
 ■ S Site, 
 ■ H Home 
 ■ A Away 
 N Neutral

Average RPI Win:	265	WON-LOST	WINNING	LAST 10	STRENGTH OF	OPP. STRENGTH	TEAM	ADJ.	CONF.	ADJ CONF.
Average RPI Loss:	125	RECORD	PCT. RANK	GAMES	SCHEDULE	OF SCHEDULE	RPI	RPI	RPI	RPI
DIV. I ONLY	7- 13	250	0- 1	162	217	228	228	11	11	
DIV. I NON-CONF.	6- 8	199	0- 1	272	279	231	231	11	11	
TOTALS	RPI 1-25	RPI 26-50	W-L RECORDS	RPI 51-100	RPI 101-150	RPI 150+				
7- 13	0- 1	0- 0	OVERALL	1- 7	0- 1	6- 4				
4- 4	0- 0	0- 0	HOME	1- 2	0- 0	3- 2				
2- 9	0- 1	0- 0	AWAY	0- 5	0- 1	2- 2				
1- 0	0- 0	0- 0	NEUTRAL	0- 0	0- 0	1- 0				
6- 8	0- 1	0- 0	NON-CONFERENCE	0- 3	0- 1	6- 3				
3- 2	0- 0	0- 0	HOME	0- 1	0- 0	3- 1				
2- 6	0- 1	0- 0	AWAY	0- 2	0- 1	2- 2				
1- 0	0- 0	0- 0	NEUTRAL	0- 0	0- 0	1- 0				
1- 5	0- 0	0- 0	CONFERENCE	1- 4	0- 0	0- 1				
1- 2	0- 0	0- 0	HOME	1- 1	0- 0	0- 1				
0- 3	0- 0	0- 0	AWAY	0- 3	0- 0	0- 0				
0- 0	0- 0	0- 0	NEUTRAL	0- 0	0- 0	0- 0				

RPI 1-25				RPI 26-50				RPI 51-100				RPI 101+ Team's RPI: 228			
RPI	S	Opponent	Score	RPI	S	Opponent	Score	RPI	S	Opponent	Score	RPI	S	Opponent	Score
15	A	Rutgers	52 73					51	H	Bucknell	78 91	144	A	Boston U.	51 72
								73	A	Penn	43 83	198	H	Massachusetts	61 90
								75	A	Maine	96 102	199	H	Dartmouth	61 81
								76	A	Yale	72 84	208	A	Holy Cross	89 85
								76	H	Yale	86 71	223	A	Rhode Island	67 72
								80	H	Harvard	83 100	302	H	Central Conn. St.	68 63
								93	A	Princeton	74 93	305	A	Bryant	57 75
								98	A	Northern Ill.	102 109	305	N	Bryant	84 68
												308	H	Fairfield	68 49
												310	H	New Hampshire	76 70
												346	A	Chicago St.	90 65
LAST 12 Division I GAMES:															
223	A	Rhode Island	67 72	76	H	Yale	86 71	15	A	Rutgers	52 73				
93	A	Princeton	74 93	51	A	Bucknell	78 91	98	A	Northern Ill.	102 109				
73	A	Penn	43 83	73	A	Penn	43 83	346	A	Chicago St.	90 65				
80	H	Harvard	83 100	75	A	Maine	96 102	75	A	Maine	96 102				
199	H	Dartmouth	61 81	305	N	Bryant	84 68								
76	A	Yale	72 84												

Non-Div I Games: Johnson &amp; Wales (RI) 78 46 Adelphi 75 62

Brown

■ Loss, 
 ■ Non-Conf, S Site, 
 ■ Home 
 ■ Away 
 N Neutral

Average RPI Win: <b>276</b>	WON-LOST	WINNING	LAST 10	STRENGTH OF	OPP. STRENGTH	TEAM	ADJ.	CONF.	ADJ CONF.
Average RPI Loss: <b>194</b>	RECORD	PCT. RANK	GAMES	SCHEDULE	OF SCHEDULE	RPI	RPI	RPI	RPI
DIV. I ONLY	6- 15	286	0- 1	278	315	305	305	31	31
DIV. I NON-CONF.	2- 9	297	0- 1	191	214	288	288	31	31
TOTALS	RPI 1-25	RPI 26-50	W-L RECORDS	RPI 51-100	RPI 101-150	RPI 150+			
6- 15	0- 0	0- 0	OVERALL	0- 3	0- 3	6- 9			
4- 4	0- 0	0- 0	HOME	0- 1	0- 0	4- 3			
2- 9	0- 0	0- 0	AWAY	0- 1	0- 3	2- 5			
0- 2	0- 0	0- 0	NEUTRAL	0- 1	0- 0	0- 1			
2- 9	0- 0	0- 0	NON-CONFERENCE	0- 3	0- 3	2- 3			
1- 2	0- 0	0- 0	HOME	0- 1	0- 0	1- 1			
1- 5	0- 0	0- 0	AWAY	0- 1	0- 3	1- 1			
0- 2	0- 0	0- 0	NEUTRAL	0- 1	0- 0	0- 1			
4- 6	0- 0	0- 0	CONFERENCE	0- 0	0- 0	4- 6			
3- 2	0- 0	0- 0	HOME	0- 0	0- 0	3- 2			
1- 4	0- 0	0- 0	AWAY	0- 0	0- 0	1- 4			
0- 0	0- 0	0- 0	NEUTRAL	0- 0	0- 0	0- 0			

RPI 1-25			RPI 26-50			RPI 51-100			RPI 101+			Team's RPI: 305
RPI	S	Opponent	Score	RPI	S	Opponent	Score	RPI	S	Opponent	Score	
						70 A West Virginia	48 94	105 A Hartford			57 67	
						75 H Maine	57 74	109 A Boston College			46 83	
						97 N Providence	64 72	144 A Boston U.			65 67	
								208 H Holy Cross			62 81	
								214 H Saint Francis (PA)			66 63	
								218 A Robert Morris			56 59	
								218 H Robert Morris			57 60	
								225 A Sacred Heart			48 49	
								228 H Brown			75 57	
								228 N Brown			68 84	
								243 A Mt. St. Mary's			73 68	
								254 H St. Francis Brooklyn			55 60	
								302 A Central Conn. St.			65 66	
								302 H Central Conn. St.			72 60	
								310 A New Hampshire			74 79	
								318 A UMass Lowell			58 57	
								344 A Fairleigh Dickinson			53 63	
								351 H LIU Brooklyn			69 62	
LAST 12 Division I GAMES:												
						97 N Providence	64 72	218 H Robert Morris			57 60	
						218 A Robert Morris	56 59	225 A Sacred Heart			48 49	
						302 A Central Conn. St.	65 66	243 A Mt. St. Mary's			73 68	
						344 A Fairleigh Dickinson	53 63	254 H St. Francis Brooklyn			55 60	
						302 H Central Conn. St.	72 60	351 H LIU Brooklyn			69 62	
						214 H Saint Francis (PA)	66 63	208 H Holy Cross			62 81	

Non-Div I Games:

Bryant

■ Loss, 
 ■ Non-Conf, 
 ■ S Site, 
 ■ H Home 
 ■ A Away 
 N Neutral



## Bucknell

Through Games Of Feb. 9, 2019

Average RPI Win:	218	WON-LOST	WINNING	LAST 10	STRENGTH OF	OPP. STRENGTH	TEAM	ADJ.	CONF.	ADJ CONF.
Average RPI Loss:	62	RECORD	PCT. RANK	GAMES	SCHEDULE	OF SCHEDULE	RPI	RPI	RPI	RPI
DIV. I ONLY	19- 4	20	1- 0	157	192	51	51	19	19	
DIV. I NON-CONF.	9- 3	61	0- 0	117	120	36	36	22	22	
TOTALS	RPI 1-25	RPI 26-50	W-L RECORDS	RPI 51-100	RPI 101-150	RPI 150+				
19- 4	0- 2	0- 0	OVERALL	2- 1	2- 1	15- 0				
8- 1	0- 0	0- 0	HOME	2- 0	1- 1	5- 0				
9- 3	0- 2	0- 0	AWAY	0- 1	1- 0	8- 0				
2- 0	0- 0	0- 0	NEUTRAL	0- 0	0- 0	2- 0				
9- 3	0- 2	0- 0	NON-CONFERENCE	1- 1	1- 0	7- 0				
4- 0	0- 0	0- 0	HOME	1- 0	1- 0	2- 0				
3- 3	0- 2	0- 0	AWAY	0- 1	0- 0	3- 0				
2- 0	0- 0	0- 0	NEUTRAL	0- 0	0- 0	2- 0				
10- 1	0- 0	0- 0	CONFERENCE	1- 0	1- 1	8- 0				
4- 1	0- 0	0- 0	HOME	1- 0	0- 1	3- 0				
6- 0	0- 0	0- 0	AWAY	0- 0	1- 0	5- 0				
0- 0	0- 0	0- 0	NEUTRAL	0- 0	0- 0	0- 0				

RPI 1-25				RPI 26-50				RPI 51-100				RPI 101+			
RPI	S	Opponent	Score	RPI	S	Opponent	Score	RPI	S	Opponent	Score	RPI	S	Opponent	Score
8	A	Syracuse	56 70					68	H	Quinnipiac	75 58	127	H	Youngstown St.	73 68
11	A	Iowa St.	61 86					83	A	Drexel	42 64	144	A	Boston U.	62 58
								94	H	American	71 56	144	H	Boston U.	62 70
												152	H	Lehigh	71 53
												176	H	Rider	80 59
												198	N	Massachusetts	77 58
												208	H	Holy Cross	75 71
												209	A	Navy	77 43
												210	A	St. Bonaventure	77 46
												213	A	Monmouth	70 32
												228	A	Brown	91 78
												245	A	Colgate	90 62
												303	A	Army West Point	66 52
												306	A	Loyola Maryland	75 57
												308	N	Fairfield	77 54
												310	A	Lafayette	56 47
												310	H	Lafayette	75 43
												330	H	Iona	81 43
LAST 12 Division I GAMES:															
310	H	Lafayette	75 43	152	H	Lehigh	71 53								
144	A	Boston U.	62 58	310	A	Lafayette	56 47								
209	A	Navy	77 43	303	A	Army West Point	66 52								
208	H	Holy Cross	75 71	144	H	Boston U.	62 70								
306	A	Loyola Maryland	75 57	94	H	American	71 56								
245	A	Colgate	90 62	11	A	Iowa St.	61 86								

Non-Div I Games:

Bucknell

■ Loss, 
 ■ Non-Conf, S Site, 
 ■ Home 
 ■ Away 
 N Neutral

## Buffalo

Through Games Of Feb. 9, 2019

Average RPI Win:	166	WON-LOST	WINNING	LAST 10	STRENGTH OF	OPP. STRENGTH	TEAM	ADJ.	CONF.	ADJ CONF.
Average RPI Loss:	34	RECORD	PCT. RANK	GAMES	SCHEDULE	OF SCHEDULE	RPI	RPI	RPI	RPI
DIV. I ONLY	16- 5	42	1- 0	35	101	24	24	7	7	
DIV. I NON-CONF.	8- 3	72	0- 0	58	103	29	29	8	8	
TOTALS	RPI 1-25	RPI 26-50	W-L RECORDS	RPI 51-100	RPI 101-150	RPI 150+				
16- 5	0- 3	1- 1	OVERALL	5- 0	1- 1	9- 0				
7- 2	0- 1	0- 1	HOME	3- 0	1- 0	3- 0				
7- 3	0- 2	0- 0	AWAY	1- 0	0- 1	6- 0				
2- 0	0- 0	1- 0	NEUTRAL	1- 0	0- 0	0- 0				
8- 3	0- 2	1- 0	NON-CONFERENCE	1- 0	0- 1	6- 0				
2- 1	0- 1	0- 0	HOME	0- 0	0- 0	2- 0				
4- 2	0- 1	0- 0	AWAY	0- 0	0- 1	4- 0				
2- 0	0- 0	1- 0	NEUTRAL	1- 0	0- 0	0- 0				
8- 2	0- 1	0- 1	CONFERENCE	4- 0	1- 0	3- 0				
5- 1	0- 0	0- 1	HOME	3- 0	1- 0	1- 0				
3- 1	0- 1	0- 0	AWAY	1- 0	0- 0	2- 0				
0- 0	0- 0	0- 0	NEUTRAL	0- 0	0- 0	0- 0				

RPI 1-25				RPI 26-50				RPI 51-100				RPI 101+			
RPI	S	Opponent	Score	RPI	S	Opponent	Score	RPI	S	Opponent	Score	RPI	S	Opponent	Score
4	H	Stanford	55 62	28	N	South Dakota St.	61 55	61	A	Miami (OH)	66 59	104	A	Dayton	59 72
5	A	Oregon	82 102	32	H	Ohio	71 74	87	H	Kent St.	75 66	139	H	Akron	91 72
25	A	Central Mich.	65 76					87	H	Toledo	73 63	177	A	UMES	69 63
								90	N	Georgetown	73 64	182	H	Ball St.	77 65
								98	H	Northern Ill.	93 64	185	A	Eastern Mich.	91 84
												199	A	Dartmouth	75 69
												210	H	St. Bonaventure	90 43
												238	H	Niagara	88 61
												280	A	Canisius	84 66
												285	A	Western Mich.	61 59
												302	A	Central Conn. St.	82 69
LAST 12 Division I GAMES:															
87	H	Kent St.	75 66	182	H	Ball St.	77 65	61	A	Miami (OH)	66 59	4	H	Stanford	55 62
87	H	Toledo	73 63	210	H	St. Bonaventure	90 43	185	A	Eastern Mich.	91 84				
25	A	Central Mich.	65 76	32	H	Ohio	71 74								
98	H	Northern Ill.	93 64												
139	H	Akron	91 72												
285	A	Western Mich.	61 59												

Non-Div I Games:

Buffalo

■ Loss, 
 ■ Non-Conf, S Site, 
 ■ Home 
 ■ Away 
 N Neutral

Average RPI Win: 167		WON-LOST	WINNING	LAST 10	STRENGTH OF	OPP. STRENGTH	TEAM	ADJ.	CONF.	ADJ CONF.
Average RPI Loss: 58		RECORD	PCT. RANK	GAMES	SCHEDULE	OF SCHEDULE	RPI	RPI	RPI	RPI
DIV. I ONLY		18- 5	32	1- 0	116	76	45	45	6	6
DIV. I NON-CONF.		10- 1	17	0- 0	247	180	48	48	4	4
TOTALS		RPI 1-25	RPI 26-50		W-L RECORDS		RPI 51-100	RPI 101-150	RPI 150+	
18- 5	0- 1	1- 2		OVERALL		1- 1	6- 1	10- 0		
10- 2	0- 1	0- 1		HOME		0- 0	2- 0	8- 0		
6- 3	0- 0	1- 1		AWAY		1- 1	3- 1	1- 0		
2- 0	0- 0	0- 0		NEUTRAL		0- 0	1- 0	1- 0		
10- 1	0- 0	0- 1		NON-CONFERENCE		0- 0	2- 0	8- 0		
7- 0	0- 0	0- 0		HOME		0- 0	0- 0	7- 0		
1- 1	0- 0	0- 1		AWAY		0- 0	1- 0	0- 0		
2- 0	0- 0	0- 0		NEUTRAL		0- 0	1- 0	1- 0		
8- 4	0- 1	1- 1		CONFERENCE		1- 1	4- 1	2- 0		
3- 2	0- 1	0- 1		HOME		0- 0	2- 0	1- 0		
5- 2	0- 0	1- 0		AWAY		1- 1	2- 1	1- 0		
0- 0	0- 0	0- 0		NEUTRAL		0- 0	0- 0	0- 0		

RPI S	Opponent	Score	RPI S	Opponent	Score	Team's RPI: 45	RPI S	Opponent	Score	RPI S	Opponent	Score	RPI S	Opponent	Score
9	H Marquette	58 87	36	H DePaul	78 86		90	A Georgetown	59 50	101	N Ohio St.	66 53			
			39	A Indiana	46 66		97	A Providence	68 74	110	A Seton Hall	62 83			
			42	A Villanova	63 55					110	H Seton Hall	62 59			
										119	A St. John's (NY)	73 68			
										119	H St. John's (NY)	66 45			
										120	A Creighton	75 43			
										139	A Akron	63 47			
										171	A Xavier	63 41			
										171	H Xavier	63 38			
										174	H Indiana St.	72 49			
										182	H Ball St.	64 47			
										185	N Eastern Mich.	73 63			
										195	H Illinois St.	58 56			
										216	H Western Ill.	92 51			
										268	H Eastern Ill.	72 37			
										284	H Murray St.	86 65			
										318	H UMass Lowell	89 36			
LAST 12 Division I GAMES:															
171	H Xavier	63 38	97	A Providence	68 74										
110	A Seton Hall	62 83	171	A Xavier	63 41										
119	A St. John's (NY)	73 68	119	H St. John's (NY)	66 45										
9	H Marquette	58 87	110	H Seton Hall	62 59										
36	H DePaul	78 86	90	A Georgetown	59 50										
120	A Creighton	75 43	42	A Villanova	63 55										

Non-Div I Games:

Butler

■ Loss, 
 ■ Non-Conf, S Site, 
 ■ Home 
 ■ Away 
 N Neutral

CSU Bakersfield

Through Games Of Feb. 9, 2019

Average RPI Win:	265	WON-LOST	WINNING	LAST 10	STRENGTH OF	OPP. STRENGTH	TEAM	ADJ.	CONF.	ADJ CONF.
Average RPI Loss:	214	RECORD	PCT. RANK	GAMES	SCHEDULE	OF SCHEDULE	RPI	RPI	RPI	RPI
DIV. I ONLY	7- 14	256	0- 1	304	313	273	273	30	30	
DIV. I NON-CONF.	2- 9	297	0- 0	289	247	315	315	30	30	
TOTALS	RPI 1-25	RPI 26-50	W-L RECORDS	RPI 51-100	RPI 101-150	RPI 150+				
7- 14	0- 0	0- 1	OVERALL	1- 0	0- 0	6- 13				
2- 3	0- 0	0- 0	HOME	1- 0	0- 0	1- 3				
5- 11	0- 0	0- 1	AWAY	0- 0	0- 0	5- 10				
0- 0	0- 0	0- 0	NEUTRAL	0- 0	0- 0	0- 0				
2- 9	0- 0	0- 1	NON-CONFERENCE	1- 0	0- 0	1- 8				
1- 1	0- 0	0- 0	HOME	1- 0	0- 0	0- 1				
1- 8	0- 0	0- 1	AWAY	0- 0	0- 0	1- 7				
0- 0	0- 0	0- 0	NEUTRAL	0- 0	0- 0	0- 0				
5- 5	0- 0	0- 0	CONFERENCE	0- 0	0- 0	5- 5				
1- 2	0- 0	0- 0	HOME	0- 0	0- 0	1- 2				
4- 3	0- 0	0- 0	AWAY	0- 0	0- 0	4- 3				
0- 0	0- 0	0- 0	NEUTRAL	0- 0	0- 0	0- 0				

RPI 1-25	RPI 26-50	RPI 51-100	RPI 101+ Team's RPI: 273
RPI S Opponent Score	RPI S Opponent Score	RPI S Opponent Score	RPI S Opponent Score
	33 A Oregon St. 52 92	77 H Wright St. 76 74	164 H UC Riverside 67 79
			166 A New Mexico St. 48 61
			166 H New Mexico St. 59 61
			169 A UC Irvine 78 85
			173 A North Texas 59 71
			207 A SMU 43 49
			219 A UTRGV 56 64
			219 H UTRGV 68 63
			239 A UMKC 67 57
			244 A Cal St. Fullerton 56 64
			261 H California Baptist 45 68
			264 A UTEP 47 53
			282 A Utah Valley 70 78
			292 A UC Santa Barbara 56 48
			317 A Omaha 46 53
			325 A San Jose St. 72 82
			338 A Grand Canyon 59 46
			343 A Seattle U 70 60
			346 A Chicago St. 67 56
LAST 12 Division I GAMES:			
219 A UTRGV 56 64	166 H New Mexico St. 59 61		
166 A New Mexico St. 48 61	219 H UTRGV 68 63		
338 A Grand Canyon 59 46	282 A Utah Valley 70 78		
261 H California Baptist 45 68	343 A Seattle U 70 60		
346 A Chicago St. 67 56	164 H UC Riverside 67 79		
239 A UMKC 67 57	33 A Oregon St. 52 92		

Non-Div I Games: Whittier 74 46 Westcliff 91 37

CSU Bakersfield

Loss, Non-Conf, S Site, H Home A Away N Neutral

Average RPI Win:	237	WON-LOST	WINNING	LAST 10	STRENGTH OF	OPP. STRENGTH	TEAM	ADJ.	CONF.	ADJ CONF.
Average RPI Loss:	90	RECORD	PCT. RANK	GAMES	SCHEDULE	OF SCHEDULE	RPI	RPI	RPI	RPI
DIV. I ONLY	11- 12	171	0- 1	139	125	155	155	20	20	
DIV. I NON-CONF.	6- 8	199	0- 1	119	45	152	152	20	20	
TOTALS	RPI 1-25	RPI 26-50	W-L RECORDS	RPI 51-100	RPI 101-150	RPI 150+				
11- 12	0- 2	0- 2	OVERALL	0- 6	1- 0	10- 2				
7- 3	0- 0	0- 0	HOME	0- 3	1- 0	6- 0				
4- 9	0- 2	0- 2	AWAY	0- 3	0- 0	4- 2				
0- 0	0- 0	0- 0	NEUTRAL	0- 0	0- 0	0- 0				
6- 8	0- 2	0- 2	NON-CONFERENCE	0- 4	1- 0	5- 0				
4- 2	0- 0	0- 0	HOME	0- 2	1- 0	3- 0				
2- 6	0- 2	0- 2	AWAY	0- 2	0- 0	2- 0				
0- 0	0- 0	0- 0	NEUTRAL	0- 0	0- 0	0- 0				
5- 4	0- 0	0- 0	CONFERENCE	0- 2	0- 0	5- 2				
3- 1	0- 0	0- 0	HOME	0- 1	0- 0	3- 0				
2- 3	0- 0	0- 0	AWAY	0- 1	0- 0	2- 2				
0- 0	0- 0	0- 0	NEUTRAL	0- 0	0- 0	0- 0				

RPI 1-25				RPI 26-50				RPI 51-100				RPI 101+ Team's RPI: 155			
RPI	S	Opponent	Score	RPI	S	Opponent	Score	RPI	S	Opponent	Score	RPI	S	Opponent	Score
4	A	Stanford	43 69	30	A	California	42 67	69	A	Boise St.	63 74	123	H	Washington St.	65 52
22	A	Drake	63 73	43	A	Southern California	42 58	80	H	Harvard	55 75	164	H	UC Riverside	69 56
								86	A	Idaho	73 88	169	A	UC Irvine	61 65
								92	A	UC Davis	54 70	184	A	Santa Clara	53 38
								92	H	UC Davis	49 60	205	H	San Diego St.	77 74
								99	H	Loyola Marymount	53 72	236	A	Hawaii	49 29
												244	H	Cal St. Fullerton	74 44
												259	A	Long Beach St.	51 37
												261	H	California Baptist	73 67
												292	A	UC Santa Barbara	60 61
												292	H	UC Santa Barbara	73 65
												317	A	Omaha	64 52
												325	H	San Jose St.	76 40
LAST 12 Division I GAMES:															
80	H	Harvard	55 75	164	H	UC Riverside	69 56								
292	A	UC Santa Barbara	60 61	236	A	Hawaii	49 29								
92	A	UC Davis	54 70	169	A	UC Irvine	61 65								
244	H	Cal St. Fullerton	74 44	292	H	UC Santa Barbara	73 65								
259	A	Long Beach St.	51 37	4	A	Stanford	43 69								
92	H	UC Davis	49 60	325	H	San Jose St.	76 40								

Non-Div I Games:

CSUN

■ Loss, 
■ Non-Conf, 
■ S Site, 
■ H Home 
■ A Away 
N Neutral

Average RPI Win:	273	WON-LOST	WINNING	LAST 10	STRENGTH OF	OPP. STRENGTH	TEAM	ADJ.	CONF.	ADJ CONF.
Average RPI Loss:	162	RECORD	PCT. RANK	GAMES	SCHEDULE	OF SCHEDULE	RPI	RPI	RPI	RPI
DIV. I ONLY	4- 15	317	0- 1	248	193	312	312	20	20	
DIV. I NON-CONF.	2- 8	293	0- 0	253	76	298	298	20	20	
TOTALS	RPI 1-25	RPI 26-50	W-L RECORDS	RPI 51-100	RPI 101-150	RPI 150+				
4- 15	0- 0	0- 3	OVERALL	0- 1	0- 2	4- 9				
3- 6	0- 0	0- 1	HOME	0- 1	0- 1	3- 3				
1- 8	0- 0	0- 2	AWAY	0- 0	0- 1	1- 5				
0- 1	0- 0	0- 0	NEUTRAL	0- 0	0- 0	0- 1				
2- 8	0- 0	0- 3	NON-CONFERENCE	0- 0	0- 2	2- 3				
1- 3	0- 0	0- 1	HOME	0- 0	0- 1	1- 1				
1- 4	0- 0	0- 2	AWAY	0- 0	0- 1	1- 1				
0- 1	0- 0	0- 0	NEUTRAL	0- 0	0- 0	0- 1				
2- 7	0- 0	0- 0	CONFERENCE	0- 1	0- 0	2- 6				
2- 3	0- 0	0- 0	HOME	0- 1	0- 0	2- 2				
0- 4	0- 0	0- 0	AWAY	0- 0	0- 0	0- 4				
0- 0	0- 0	0- 0	NEUTRAL	0- 0	0- 0	0- 0				

RPI S	Opponent	Score	RPI S	Opponent	Score	RPI S	Opponent	Score	RPI S	Opponent	Score	Team's RPI: 312
33	A Oregon St.	54 79	92	H UC Davis	61 85	113	A Fresno St.	58 76				
44	A UCLA	35 81				125	H Pepperdine	63 70				
49	H Saint Mary's (CA)	51 69				169	A UC Irvine	57 73				
						169	H UC Irvine	59 75				
						186	H Illinois	51 74				
						196	H Eastern Wash.	59 55				
						230	A Sacramento St.	85 88				
						236	A Hawaii	52 70				
						236	H Hawaii	54 71				
						240	N San Francisco	62 65				
						244	A Cal St. Fullerton	64 78				
						259	A Long Beach St.	58 61				
						259	H Long Beach St.	66 59				
						292	H UC Santa Barbara	75 67				
						343	A Seattle U	60 50				
LAST 12 Division I GAMES:												
92	H UC Davis	61 85	259	A Long Beach St.	58 61							
259	H Long Beach St.	66 59	292	H UC Santa Barbara	75 67							
236	A Hawaii	52 70	169	H UC Irvine	59 75							
169	A UC Irvine	57 73	44	A UCLA	35 81							
236	H Hawaii	54 71	343	A Seattle U	60 50							
244	A Cal St. Fullerton	64 78	49	H Saint Mary's (CA)	51 69							

Non-Div I Games: Academy of Art 87 65

Cal Poly

■ Loss, 
■ Non-Conf, 
■ S Site, 
■ H Home 
■ A Away 
N Neutral

Average RPI Win:	279	WON-LOST	WINNING	LAST 10	STRENGTH OF	OPP. STRENGTH	TEAM	ADJ.	CONF.	ADJ CONF.
Average RPI Loss:	155	RECORD	PCT. RANK	GAMES	SCHEDULE	OF SCHEDULE	RPI	RPI	RPI	RPI
DIV. I ONLY	10- 11	180	0- 1	303	255	244	244	20	20	
DIV. I NON-CONF.	7- 5	132	0- 0	320	272	233	233	20	20	
TOTALS	RPI 1-25	RPI 26-50	W-L RECORDS	RPI 51-100	RPI 101-150	RPI 150+				
10- 11	0- 0	0- 0	OVERALL	0- 3	0- 1	10- 7				
5- 5	0- 0	0- 0	HOME	0- 2	0- 0	5- 3				
5- 6	0- 0	0- 0	AWAY	0- 1	0- 1	5- 4				
0- 0	0- 0	0- 0	NEUTRAL	0- 0	0- 0	0- 0				
7- 5	0- 0	0- 0	NON-CONFERENCE	0- 1	0- 1	7- 3				
3- 3	0- 0	0- 0	HOME	0- 1	0- 0	3- 2				
4- 2	0- 0	0- 0	AWAY	0- 0	0- 1	4- 1				
0- 0	0- 0	0- 0	NEUTRAL	0- 0	0- 0	0- 0				
3- 6	0- 0	0- 0	CONFERENCE	0- 2	0- 0	3- 4				
2- 2	0- 0	0- 0	HOME	0- 1	0- 0	2- 1				
1- 4	0- 0	0- 0	AWAY	0- 1	0- 0	1- 3				
0- 0	0- 0	0- 0	NEUTRAL	0- 0	0- 0	0- 0				

RPI 1-25			RPI 26-50			RPI 51-100			RPI 101+ Team's RPI: 244		
RPI	S	Opponent	Score	RPI	S	Opponent	Score	RPI	S	Opponent	Score
								79	H	Pacific	64 72
								92	A	UC Davis	51 75
								92	H	UC Davis	39 75
								143	A	Washington	74 83
								155	A	CSUN	44 74
								161	A	Portland	74 83
								164	A	UC Riverside	59 62
								169	A	UC Irvine	61 65
								184	H	Santa Clara	60 64
								199	H	Dartmouth	67 62
								205	H	San Diego St.	72 83
								236	H	Hawaii	72 68
								259	H	Long Beach St.	53 59
								261	A	California Baptist	79 65
								265	A	Columbia	61 58
								273	H	CSU Bakersfield	64 56
								282	H	Utah Valley	56 55
								292	A	UC Santa Barbara	59 52
								312	H	Cal Poly	78 64
								328	A	Saint Peter's	69 45
								343	A	Seattle U	57 54
LAST 12 Division I GAMES:											
169	A	UC Irvine	61 65	312	H	Cal Poly	78 64				
164	A	UC Riverside	59 62	92	A	UC Davis	51 75				
259	H	Long Beach St.	53 59	236	H	Hawaii	72 68				
155	A	CSUN	44 74	282	H	Utah Valley	56 55				
92	H	UC Davis	39 75	79	H	Pacific	64 72				
292	A	UC Santa Barbara	59 52	328	A	Saint Peter's	69 45				

Non-Div I Games: Antelope Valley 77 65

Cal St. Fullerton

■ Loss, 
 ■ Non-Conf, 
 ■ S Site, 
 ■ H Home 
 ■ A Away 
 N Neutral

## California

Through Games Of Feb. 9, 2019

Average RPI Win:	121	WON-LOST	WINNING	LAST 10	STRENGTH OF	OPP. STRENGTH	TEAM	ADJ.	CONF.	ADJ CONF.
Average RPI Loss:	34	RECORD	PCT. RANK	GAMES	SCHEDULE	OF SCHEDULE	RPI	RPI	RPI	RPI
DIV. I ONLY	14- 8	101	0- 1	17	5	30	30	2	2	
DIV. I NON-CONF.	9- 2	43	0- 0	54	31	25	25	2	2	
TOTALS	RPI 1-25	RPI 26-50	W-L RECORDS	RPI 51-100	RPI 101-150	RPI 150+				
14- 8	1- 4	3- 2	OVERALL	1- 2	6- 0	3- 0				
7- 4	1- 2	1- 1	HOME	0- 1	3- 0	2- 0				
5- 4	0- 2	2- 1	AWAY	0- 1	2- 0	1- 0				
2- 0	0- 0	0- 0	NEUTRAL	1- 0	1- 0	0- 0				
9- 2	0- 1	2- 0	NON-CONFERENCE	1- 1	3- 0	3- 0				
3- 2	0- 1	0- 0	HOME	0- 1	1- 0	2- 0				
4- 0	0- 0	2- 0	AWAY	0- 0	1- 0	1- 0				
2- 0	0- 0	0- 0	NEUTRAL	1- 0	1- 0	0- 0				
5- 6	1- 3	1- 2	CONFERENCE	0- 1	3- 0	0- 0				
4- 2	1- 1	1- 1	HOME	0- 0	2- 0	0- 0				
1- 4	0- 2	0- 1	AWAY	0- 1	1- 0	0- 0				
0- 0	0- 0	0- 0	NEUTRAL	0- 0	0- 0	0- 0				

RPI 1-25				RPI 26-50				Team's RPI: 30	RPI 51-100				RPI 101+			
RPI	S	Opponent	Score	RPI	S	Opponent	Score		RPI	S	Opponent	Score	RPI	S	Opponent	Score
4	A	Stanford	50 75	37	A	BYU	70 52		78	A	Arizona	55 60	112	H	Houston	80 79
4	H	Stanford	81 80	40	A	Utah	74 87		79	N	Pacific	81 69	121	A	Penn St.	75 58
5	H	Oregon	82 105	43	H	Southern California	66 59		80	H	Harvard	79 85	123	H	Washington St.	77 63
6	H	UConn	66 76	44	H	UCLA	79 84						133	N	Tulane	65 57
17	A	Arizona St.	61 62	49	A	Saint Mary's (CA)	81 78						143	H	Washington	79 70
LAST 12 Division I GAMES:																
		5	H	Oregon	82	105					123	H	Washington St.	77	63	
		4	A	Stanford	50	75					17	A	Arizona St.	61	62	
		4	H	Stanford	81	80					78	A	Arizona	55	60	
		147	A	Colorado	80	60					43	H	Southern California	66	59	
		40	A	Utah	74	87					44	H	UCLA	79	84	
		143	H	Washington	79	70					80	H	Harvard	79	85	

Non-Div I Games:

California

■ Loss, 
■ Non-Conf, 
■ S Site, 
■ H Home 
■ A Away 
N Neutral



Average RPI Win:	<b>283</b>	WON-LOST	WINNING	LAST 10	STRENGTH OF	OPP. STRENGTH	TEAM	ADJ.	CONF.	ADJ CONF.
Average RPI Loss:	<b>194</b>	RECORD	PCT. RANK	GAMES	SCHEDULE	OF SCHEDULE	RPI	RPI	RPI	RPI
DIV. I ONLY	<b>9- 10</b>	<b>189</b>	<b>1- 0</b>	<b>336</b>	<b>307</b>	<b>261</b>	<b>261</b>	<b>30</b>	<b>30</b>	
DIV. I NON-CONF.	<b>3- 6</b>	<b>241</b>	<b>0- 0</b>	<b>255</b>	<b>218</b>	<b>257</b>	<b>257</b>	<b>30</b>	<b>30</b>	
TOTALS	RPI 1-25	RPI 26-50	W-L RECORDS	RPI 51-100	RPI 101-150	RPI 150+				
9- 10	0- 0	0- 1	OVERALL	0- 0	0- 1	9- 8				
4- 3	0- 0	0- 0	HOME	0- 0	0- 1	4- 2				
5- 6	0- 0	0- 0	AWAY	0- 0	0- 0	5- 6				
0- 1	0- 0	0- 1	NEUTRAL	0- 0	0- 0	0- 0				
3- 6	0- 0	0- 1	NON-CONFERENCE	0- 0	0- 1	3- 4				
1- 2	0- 0	0- 0	HOME	0- 0	0- 1	1- 1				
2- 3	0- 0	0- 0	AWAY	0- 0	0- 0	2- 3				
0- 1	0- 0	0- 1	NEUTRAL	0- 0	0- 0	0- 0				
6- 4	0- 0	0- 0	CONFERENCE	0- 0	0- 0	6- 4				
3- 1	0- 0	0- 0	HOME	0- 0	0- 0	3- 1				
3- 3	0- 0	0- 0	AWAY	0- 0	0- 0	3- 3				
0- 0	0- 0	0- 0	NEUTRAL	0- 0	0- 0	0- 0				

RPI 1-25			RPI 26-50			RPI 51-100			RPI 101+			Team's RPI: 261
RPI	S	Opponent	Score	RPI	S	Opponent	Score	RPI	S	Opponent	Score	
				37	N	BYU	69 <b>76</b>					
								102	H	Idaho St.	57 <b>72</b>	
								155	A	CSUN	67 <b>73</b>	
								164	H	UC Riverside	65 57	
								166	A	New Mexico St.	69 <b>76</b>	
								205	A	San Diego St.	67 <b>83</b>	
								219	A	UTRGV	56 <b>60</b>	
								234	A	Northern Ariz.	88 <b>91</b>	
								239	A	UMKC	95 92	
								239	H	UMKC	74 <b>78</b>	
								244	H	Cal St. Fullerton	65 <b>79</b>	
								259	A	Long Beach St.	85 83	
								273	A	CSU Bakersfield	68 45	
								282	H	Utah Valley	83 54	
								292	A	UC Santa Barbara	76 64	
								338	A	Grand Canyon	71 <b>75</b>	
								343	H	Seattle U	100 83	
								346	A	Chicago St.	93 67	
								346	H	Chicago St.	89 52	
LAST 12 Division I GAMES:												
				239	A	UMKC	95 92					
				346	A	Chicago St.	93 67					
				343	H	Seattle U	100 83					
				282	H	Utah Valley	83 54					
				338	A	Grand Canyon	71 <b>75</b>					
				273	A	CSU Bakersfield	68 45					
				346	H	Chicago St.	89 52					
				239	H	UMKC	74 <b>78</b>					
				219	A	UTRGV	56 <b>60</b>					
				166	A	New Mexico St.	69 <b>76</b>					
				292	A	UC Santa Barbara	76 64					
				164	H	UC Riverside	65 57					

Non-Div I Games: La Sierra 91 44 Notre Dame de Namur 80 47 Fresno Pacific 93 71 Westcliff 133 43  
California Baptist

Average RPI Win:	297	WON-LOST	WINNING	LAST 10	STRENGTH OF	OPP. STRENGTH	TEAM	ADJ.	CONF.	ADJ CONF.
Average RPI Loss:	169	RECORD	PCT. RANK	GAMES	SCHEDULE	OF SCHEDULE	RPI	RPI	RPI	RPI
DIV. I ONLY	12- 8	120	1- 0	328	317	241	241	28	28	
DIV. I NON-CONF.	6- 3	91	1- 0	324	316	214	214	29	29	
TOTALS	RPI 1-25	RPI 26-50	W-L RECORDS	RPI 51-100	RPI 101-150	RPI 150+				
12- 8	0- 0	0- 0	OVERALL	0- 2	0- 2	12- 4				
6- 5	0- 0	0- 0	HOME	0- 2	0- 0	6- 3				
5- 3	0- 0	0- 0	AWAY	0- 0	0- 2	5- 1				
1- 0	0- 0	0- 0	NEUTRAL	0- 0	0- 0	1- 0				
6- 3	0- 0	0- 0	NON-CONFERENCE	0- 1	0- 1	6- 1				
2- 2	0- 0	0- 0	HOME	0- 1	0- 0	2- 1				
3- 1	0- 0	0- 0	AWAY	0- 0	0- 1	3- 0				
1- 0	0- 0	0- 0	NEUTRAL	0- 0	0- 0	1- 0				
6- 5	0- 0	0- 0	CONFERENCE	0- 1	0- 1	6- 3				
4- 3	0- 0	0- 0	HOME	0- 1	0- 0	4- 2				
2- 2	0- 0	0- 0	AWAY	0- 0	0- 1	2- 1				
0- 0	0- 0	0- 0	NEUTRAL	0- 0	0- 0	0- 0				

RPI 1-25			RPI 26-50			RPI 51-100			RPI 101+ Team's RPI: 241		
RPI	S	Opponent	Score	RPI	S	Opponent	Score	RPI	S	Opponent	Score
						72 H Old Dominion	59 83	109 A Boston College		56 76	
						95 H Radford	52 56	132 A High Point		60 65	
								190 H Hampton		52 46	
								194 A UNC Asheville		52 60	
								194 H UNC Asheville		49 48	
								227 H Howard		64 69	
								260 H Gardner-Webb		38 52	
								262 H Winthrop		46 59	
								272 A Norfolk St.		57 49	
								281 H Col. of Charleston		66 65	
								313 H UNC Greensboro		53 49	
								315 A Charleston So.		60 58	
								317 N Omaha		65 52	
								324 A FIU		59 54	
								335 H Presbyterian		51 46	
								337 A Western Caro.		63 37	
								340 H USC Upstate		61 41	
								341 A Longwood		66 60	
LAST 12 Division I GAMES:											
324 A		FIU	59 54	190 H		Hampton	52 46				
194 H		UNC Asheville	49 48	262 H		Winthrop	46 59				
340 H		USC Upstate	61 41	194 A		UNC Asheville	52 60				
341 A		Longwood	66 60	315 A		Charleston So.	60 58				
95 H		Radford	52 56	260 H		Gardner-Webb	38 52				
132 A		High Point	60 65	335 H		Presbyterian	51 46				

Non-Div I Games: William Peace 65 36 Columbia (SC) 93 46

Campbell

Loss, Non-Conf, S Site, H Home A Away N Neutral

Average RPI Win:	291	WON-LOST	WINNING	LAST 10	STRENGTH OF	OPP. STRENGTH	TEAM	ADJ.	CONF.	ADJ CONF.
Average RPI Loss:	169	RECORD	PCT. RANK	GAMES	SCHEDULE	OF SCHEDULE	RPI	RPI	RPI	RPI
DIV. I ONLY	9- 14	234	0- 1	295	261	280	280	26	26	
DIV. I NON-CONF.	2- 9	297	0- 0	220	241	312	312	28	28	
TOTALS	RPI 1-25	RPI 26-50	W-L RECORDS	RPI 51-100	RPI 101-150	RPI 150+				
9- 14	0- 1	0- 0	OVERALL	0- 3	0- 3	9- 7				
5- 7	0- 1	0- 0	HOME	0- 2	0- 2	5- 2				
4- 7	0- 0	0- 0	AWAY	0- 1	0- 1	4- 5				
0- 0	0- 0	0- 0	NEUTRAL	0- 0	0- 0	0- 0				
2- 9	0- 1	0- 0	NON-CONFERENCE	0- 1	0- 2	2- 5				
1- 5	0- 1	0- 0	HOME	0- 1	0- 1	1- 2				
1- 4	0- 0	0- 0	AWAY	0- 0	0- 1	1- 3				
0- 0	0- 0	0- 0	NEUTRAL	0- 0	0- 0	0- 0				
7- 5	0- 0	0- 0	CONFERENCE	0- 2	0- 1	7- 2				
4- 2	0- 0	0- 0	HOME	0- 1	0- 1	4- 0				
3- 3	0- 0	0- 0	AWAY	0- 1	0- 0	3- 2				
0- 0	0- 0	0- 0	NEUTRAL	0- 0	0- 0	0- 0				

RPI 1-25				RPI 26-50				RPI 51-100				RPI 101+ Team's RPI: 280			
RPI	S	Opponent	Score	RPI	S	Opponent	Score	RPI	S	Opponent	Score	RPI	S	Opponent	Score
24	H	Buffalo	66 84					61	H	Miami (OH)	59 62	127	H	Youngstown St.	36 62
								68	A	Quinnipiac	51 68	139	A	Akron	53 62
								68	H	Quinnipiac	42 55	148	H	Marist	66 71
												176	A	Rider	62 49
												210	A	St. Bonaventure	94 100
												213	A	Monmouth	61 67
												219	H	UTRGV	53 57
												231	H	Bowling Green	53 74
												235	A	Albany (NY)	48 42
												245	A	Colgate	53 67
												275	H	Vermont	67 46
												304	A	Oakland	60 71
												307	H	Manhattan	47 44
												308	A	Fairfield	65 72
												308	H	Fairfield	53 50
												328	A	Saint Peter's	75 62
												328	H	Saint Peter's	78 59
												330	A	Iona	48 40
												330	H	Iona	67 47
LAST 12 Division I GAMES:															
				68	A	Quinnipiac	51 68	68	H	Quinnipiac	42 55				
				308	A	Fairfield	65 72	308	H	Fairfield	53 50				
				328	H	Saint Peter's	78 59	328	A	Saint Peter's	75 62				
				330	H	Iona	67 47	330	A	Iona	48 40				
				176	A	Rider	62 49	148	H	Marist	66 71				
				213	A	Monmouth	61 67	307	H	Manhattan	47 44				

Non-Div I Games:

Canisius

■ Loss, 
■ Non-Conf, 
■ S Site, 
■ H Home 
■ A Away 
N Neutral

Central Ark.

Through Games Of Feb. 9, 2019

Average RPI Win:	319	WON-LOST	WINNING	LAST 10	STRENGTH OF	OPP. STRENGTH	TEAM	ADJ.	CONF.	ADJ CONF.
Average RPI Loss:	152	RECORD	PCT. RANK	GAMES	SCHEDULE	OF SCHEDULE	RPI	RPI	RPI	RPI
DIV. I ONLY	5- 12	284	1- 0	252	282	289	289	25	25	
DIV. I NON-CONF.	1- 5	311	0- 0	257	150	283	283	23	23	
TOTALS	RPI 1-25	RPI 26-50	W-L RECORDS	RPI 51-100	RPI 101-150	RPI 150+				
5- 12	0- 1	0- 0	OVERALL	0- 3	0- 1	5- 7				
3- 4	0- 0	0- 0	HOME	0- 1	0- 1	3- 2				
2- 8	0- 1	0- 0	AWAY	0- 2	0- 0	2- 5				
0- 0	0- 0	0- 0	NEUTRAL	0- 0	0- 0	0- 0				
1- 5	0- 1	0- 0	NON-CONFERENCE	0- 1	0- 1	1- 2				
0- 1	0- 0	0- 0	HOME	0- 0	0- 1	0- 0				
1- 4	0- 1	0- 0	AWAY	0- 1	0- 0	1- 2				
0- 0	0- 0	0- 0	NEUTRAL	0- 0	0- 0	0- 0				
4- 7	0- 0	0- 0	CONFERENCE	0- 2	0- 0	4- 5				
3- 3	0- 0	0- 0	HOME	0- 1	0- 0	3- 2				
1- 4	0- 0	0- 0	AWAY	0- 1	0- 0	1- 3				
0- 0	0- 0	0- 0	NEUTRAL	0- 0	0- 0	0- 0				

RPI S	Opponent	Score	RPI S	Opponent	Score	RPI S	Opponent	Score	RPI S	Opponent	Score
20	A Texas A&M	27 84				54	H SFA	53 59	111	H South Alabama	50 58
						55	A Kansas St.	54 70	156	A Oklahoma	52 65
						57	A Lamar University	37 57	167	A Abilene Christian	70 77
									181	H Nicholls St.	60 64
									187	A Sam Houston St.	62 66
									267	H A&M-Corpus Christi	65 73
									276	A Southeastern La.	53 62
									276	H Southeastern La.	75 33
									298	A Jackson St.	56 65
									316	A New Orleans	62 60
									321	H Incarnate Word	74 43
									332	H Northwestern St.	74 52
									350	A Alcorn	57 46
LAST 12 Division I GAMES:											
276	H Southeastern La.	75 33	321	H Incarnate Word	74 43						
332	H Northwestern St.	74 52	57	A Lamar University	37 57						
54	H SFA	53 59	187	A Sam Houston St.	62 66						
167	A Abilene Christian	70 77	276	A Southeastern La.	53 62						
316	A New Orleans	62 60	267	H A&M-Corpus Christi	65 73						
181	H Nicholls St.	60 64	55	A Kansas St.	54 70						

Non-Div I Games: Central Baptist 55 34 Crowley's Ridge 91 33 Williams Baptist 70 35 Hendrix 72 40 Central Ark.

Loss, Non-Conf, S Site, H Home A Away N Neutral

Average RPI Win:	284	WON-LOST	WINNING	LAST 10	STRENGTH OF	OPP. STRENGTH	TEAM	ADJ.	CONF.	ADJ CONF.
Average RPI Loss:	191	RECORD	PCT. RANK	GAMES	SCHEDULE	OF SCHEDULE	RPI	RPI	RPI	RPI
DIV. I ONLY	6- 14	277	0- 1	288	300	302	302	31	31	
DIV. I NON-CONF.	3- 7	256	0- 0	127	187	209	209	31	31	
TOTALS	RPI 1-25	RPI 26-50	W-L RECORDS	RPI 51-100	RPI 101-150	RPI 150+				
6- 14	0- 2	0- 0	OVERALL	0- 1	0- 1	6- 10				
4- 5	0- 1	0- 0	HOME	0- 0	0- 1	4- 3				
2- 9	0- 1	0- 0	AWAY	0- 1	0- 0	2- 7				
0- 0	0- 0	0- 0	NEUTRAL	0- 0	0- 0	0- 0				
3- 7	0- 2	0- 0	NON-CONFERENCE	0- 1	0- 1	3- 3				
1- 3	0- 1	0- 0	HOME	0- 0	0- 1	1- 1				
2- 4	0- 1	0- 0	AWAY	0- 1	0- 0	2- 2				
0- 0	0- 0	0- 0	NEUTRAL	0- 0	0- 0	0- 0				
3- 7	0- 0	0- 0	CONFERENCE	0- 0	0- 0	3- 7				
3- 2	0- 0	0- 0	HOME	0- 0	0- 0	3- 2				
0- 5	0- 0	0- 0	AWAY	0- 0	0- 0	0- 5				
0- 0	0- 0	0- 0	NEUTRAL	0- 0	0- 0	0- 0				

RPI 1-25				RPI 26-50				RPI 51-100				RPI 101+ Team's RPI: 302			
RPI	S	Opponent	Score	RPI	S	Opponent	Score	RPI	S	Opponent	Score	RPI	S	Opponent	Score
15	A	Rutgers	44 73					76	A	Yale	46 58	105	H	Hartford	52 54
24	H	Buffalo	69 82									152	H	Lehigh	62 88
												198	A	Massachusetts	59 74
												214	A	Saint Francis (PA)	68 83
												214	H	Saint Francis (PA)	73 62
												218	H	Robert Morris	57 64
												225	A	Sacred Heart	61 66
												228	A	Brown	63 68
												235	A	Albany (NY)	60 53
												243	A	Mt. St. Mary's	53 84
												291	A	Morgan St.	60 36
												305	A	Bryant	60 72
												305	H	Bryant	66 65
												310	H	New Hampshire	56 47
												323	H	Wagner	63 75
												344	A	Fairleigh Dickinson	67 74
												351	H	LIU Brooklyn	63 57
LAST 12 Division I GAMES:															
214	A	Saint Francis (PA)	68 83	243	A	Mt. St. Mary's	53 84								
305	H	Bryant	66 65	344	A	Fairleigh Dickinson	67 74								
351	H	LIU Brooklyn	63 57	323	H	Wagner	63 75								
305	A	Bryant	60 72	225	A	Sacred Heart	61 66								
218	H	Robert Morris	57 64	105	H	Hartford	52 54								
214	H	Saint Francis (PA)	73 62	76	A	Yale	46 58								

Non-Div I Games:

Central Conn. St.

■ Loss, 
 ■ Non-Conf, S Site, 
 ■ Home 
 ■ Away 
 N Neutral

GENERAL INFO				THROUGH GAMES OF FEB. 27, 1919						
Average RPI Win:	127	WON-LOST	WINNING	LAST 10	STRENGTH OF	OPP. STRENGTH	TEAM	ADJ.	CONF.	ADJ CONF.
Average RPI Loss:	57	RECORD	PCT. RANK	GAMES	SCHEDULE	OF SCHEDULE	RPI	RPI	RPI	RPI
DIV. I ONLY	16- 6	57	1- 0	23	54	25	25	7	7	
DIV. I NON-CONF.	9- 3	61	0- 0	83	7	38	38	8	8	
-----										
TOTALS	RPI 1-25	RPI 26-50		W-L RECORDS		RPI 51-100	RPI 101-150	RPI 150+		
16- 6	3- 1	1- 2		OVERALL		4- 2	3- 1	5- 0		
7- 4	2- 1	0- 2		HOME		0- 1	2- 0	3- 0		
8- 1	1- 0	1- 0		AWAY		4- 1	0- 0	2- 0		
1- 1	0- 0	0- 0		NEUTRAL		0- 0	1- 1	0- 0		
9- 3	2- 1	0- 1		NON-CONFERENCE		2- 0	2- 1	3- 0		
3- 2	1- 1	0- 1		HOME		0- 0	1- 0	1- 0		
5- 0	1- 0	0- 0		AWAY		2- 0	0- 0	2- 0		
1- 1	0- 0	0- 0		NEUTRAL		0- 0	1- 1	0- 0		
7- 3	1- 0	1- 1		CONFERENCE		2- 2	1- 0	2- 0		
4- 2	1- 0	0- 1		HOME		0- 1	1- 0	2- 0		
3- 1	0- 0	1- 0		AWAY		2- 1	0- 0	0- 0		
0- 0	0- 0	0- 0		NEUTRAL		0- 0	0- 0	0- 0		

RPI	S	Opponent	Score	RPI	S	Opponent	Score	RPI	S	Opponent	Score	RPI	S	Opponent	Score
3	H	Louisville	68 72	28	H	South Dakota St.	71 80	61	H	Miami (OH)	67 70	130	H	Western Ky.	108 90
14	H	UCF	75 68	32	A	Ohio	88 70	68	A	Quinnipiac	67 52	133	N	Tulane	57 68
21	A	Miami (FL)	90 80	32	H	Ohio	75 78	87	A	Kent St.	82 75	139	H	Akron	94 71
24	H	Buffalo	76 65					87	A	Toledo	59 62	145	N	Chattanooga	73 50
								96	A	Virginia	74 61	179	A	Vanderbilt	66 57
								98	A	Northern Ill.	89 66	182	H	Ball St.	81 63
												185	H	Eastern Mich.	71 61
												304	H	Oakland	104 61
												330	A	Iona	82 39
LAST 12 Division I GAMES:															
182	H	Ball St.	81 63	61	H	Miami (OH)	67 70								
32	H	Ohio	75 78	98	A	Northern Ill.	89 66								
24	H	Buffalo	76 65	32	A	Ohio	88 70								
185	H	Eastern Mich.	71 61	139	H	Akron	94 71								
87	A	Toledo	59 62	21	A	Miami (FL)	90 80								
87	A	Kent St.	82 75	133	N	Tulane	57 68								

Non-Div I Games:

Central Mich.

Charleston So.

Through Games Of Feb. 9, 2019

Average RPI Win:	310	WON-LOST	WINNING	LAST 10	STRENGTH OF	OPP. STRENGTH	TEAM	ADJ.	CONF.	ADJ CONF.
Average RPI Loss:	204	RECORD	PCT. RANK	GAMES	SCHEDULE	OF SCHEDULE	RPI	RPI	RPI	RPI
DIV. I ONLY	5- 14	297	1- 0	308	331	315	315	28	28	
DIV. I NON-CONF.	0- 8	336	0- 0	282	310	348	348	29	29	
TOTALS	RPI 1-25	RPI 26-50	W-L RECORDS	RPI 51-100	RPI 101-150	RPI 150+				
5- 14	0- 0	0- 0	OVERALL	0- 2	0- 3	5- 9				
2- 6	0- 0	0- 0	HOME	0- 1	0- 2	2- 3				
3- 8	0- 0	0- 0	AWAY	0- 1	0- 1	3- 6				
0- 0	0- 0	0- 0	NEUTRAL	0- 0	0- 0	0- 0				
0- 8	0- 0	0- 0	NON-CONFERENCE	0- 1	0- 2	0- 5				
0- 3	0- 0	0- 0	HOME	0- 0	0- 2	0- 1				
0- 5	0- 0	0- 0	AWAY	0- 1	0- 0	0- 4				
0- 0	0- 0	0- 0	NEUTRAL	0- 0	0- 0	0- 0				
5- 6	0- 0	0- 0	CONFERENCE	0- 1	0- 1	5- 4				
2- 3	0- 0	0- 0	HOME	0- 1	0- 0	2- 2				
3- 3	0- 0	0- 0	AWAY	0- 0	0- 1	3- 2				
0- 0	0- 0	0- 0	NEUTRAL	0- 0	0- 0	0- 0				

RPI S	Opponent	Score	RPI S	Opponent	Score	RPI S	Opponent	Score	RPI S	Opponent	Score	Team's RPI: 315
						95	H Radford	41 67	131	H Tennessee Tech	55 77	
						100	A Georgia	75 83	132	A High Point	64 71	
									149	H Davidson	34 72	
									190	H Hampton	66 74	
									194	H UNC Asheville	70 59	
									203	A Florida	60 70	
									241	H Jacksonville	58 68	
									241	H Campbell	58 60	
									260	A Gardner-Webb	65 75	
									262	A Winthrop	52 57	
									274	A North Florida	76 82	
									281	A Col. of Charleston	52 79	
									301	A South Carolina St.	58 67	
									335	A Presbyterian	63 55	
									340	A USC Upstate	78 75	
									340	H USC Upstate	74 62	
									341	A Longwood	81 74	
LAST 12 Division I GAMES:												
340	H	USC Upstate	74	62	95	H	Radford	41	67			
194	H	UNC Asheville	70	59	341	A	Longwood	81	74			
335	A	Presbyterian	63	55	241	H	Campbell	58	60			
260	A	Gardner-Webb	65	75	262	A	Winthrop	52	57			
132	A	High Point	64	71	190	H	Hampton	66	74			
340	A	USC Upstate	78	75	203	A	Florida	60	70			

Non-Div I Games: Converse 101 50 Columbia (SC) 89 57 Erskine 74 50

Charleston So.

Loss, Non-Conf, S Site, H Home A Away N Neutral

Average RPI Win: <b>220</b>	WON-LOST	WINNING	LAST 10	STRENGTH OF	OPP. STRENGTH	TEAM	ADJ.	CONF.	ADJ CONF.
Average RPI Loss: <b>132</b>	RECORD	PCT. RANK	GAMES	SCHEDULE	OF SCHEDULE	RPI	RPI	RPI	RPI
DIV. I ONLY	<b>13- 11</b>	<b>151</b>	<b>1- 0</b>	<b>134</b>	<b>213</b>	<b>153</b>	<b>153</b>	<b>14</b>	<b>14</b>
DIV. I NON-CONF.	<b>8- 4</b>	<b>91</b>	<b>1- 0</b>	<b>92</b>	<b>277</b>	<b>82</b>	<b>82</b>	<b>18</b>	<b>18</b>
TOTALS	RPI 1-25	RPI 26-50	W-L RECORDS	RPI 51-100	RPI 101-150	RPI 150+			
13- 11	0- 0	0- 1	OVERALL	1- 2	2- 4	10- 4			
11- 2	0- 0	0- 0	HOME	1- 1	2- 1	8- 0			
1- 9	0- 0	0- 1	AWAY	0- 1	0- 3	1- 4			
1- 0	0- 0	0- 0	NEUTRAL	0- 0	0- 0	1- 0			
8- 4	0- 0	0- 0	NON-CONFERENCE	1- 1	1- 2	6- 1			
6- 1	0- 0	0- 0	HOME	1- 0	1- 1	4- 0			
1- 3	0- 0	0- 0	AWAY	0- 1	0- 1	1- 1			
1- 0	0- 0	0- 0	NEUTRAL	0- 0	0- 0	1- 0			
5- 7	0- 0	0- 1	CONFERENCE	0- 1	1- 2	4- 3			
5- 1	0- 0	0- 0	HOME	0- 1	1- 0	4- 0			
0- 6	0- 0	0- 1	AWAY	0- 0	0- 2	0- 3			
0- 0	0- 0	0- 0	NEUTRAL	0- 0	0- 0	0- 0			

RPI 1-25				RPI 26-50				RPI 51-100				RPI 101+ Team's RPI: 153			
RPI	S	Opponent	Score	RPI	S	Opponent	Score	RPI	S	Opponent	Score	RPI	S	Opponent	Score
				34	A	Rice	51 61	56	H	Middle Tenn.	55 62	108	H	Wake Forest	43 69
								77	H	Wright St.	88 85	129	H	UAB	60 56
								96	A	Virginia	61 65	130	A	Western Ky.	58 76
												135	A	Fordham	64 71
												149	H	Davidson	78 66
												150	A	Louisiana Tech	51 88
												151	A	Mercer	40 57
												152	A	Lehigh	62 60
												173	A	North Texas	63 68
												191	A	Southern Miss.	54 65
												194	H	UNC Asheville	70 53
												202	H	East Carolina	52 46
												224	A	Marshall	62 63
												237	N	Liberty	63 61
												257	H	Bethune-Cookman	73 69
												264	H	UTEP	62 39
												286	H	Wofford	85 63
												294	H	Fla. Atlantic	68 47
												297	H	UTSA	66 54
												324	H	FIU	69 54
LAST 12 Division I GAMES:															
				152	A	Lehigh	62 60	297	H	UTSA	66 54				
				129	H	UAB	60 56	150	A	Louisiana Tech	51 88				
				56	H	Middle Tenn.	55 62	191	A	Southern Miss.	54 65				
				173	A	North Texas	63 68	294	H	Fla. Atlantic	68 47				
				34	A	Rice	51 61	324	H	FIU	69 54				
				264	H	UTEP	62 39	224	A	Marshall	62 63				

Non-Div I Games:

Charlotte



# Chattanooga

Through Games Of Feb. 9, 2019

Average RPI Win:	237	WON-LOST	WINNING	LAST 10	STRENGTH OF	OPP. STRENGTH	TEAM	ADJ.	CONF.	ADJ CONF.
Average RPI Loss:	76	RECORD	PCT. RANK	GAMES	SCHEDULE	OF SCHEDULE	RPI	RPI	RPI	RPI
DIV. I ONLY	10- 12	194	1- 0	51	143	145	145	27	27	
DIV. I NON-CONF.	4- 10	264	1- 0	4	63	91	91	25	25	
TOTALS	RPI 1-25	RPI 26-50	W-L RECORDS	RPI 51-100	RPI 101-150	RPI 150+				
10- 12	0- 4	0- 1	OVERALL	1- 3	0- 2	9- 2				
6- 5	0- 2	0- 1	HOME	0- 1	0- 1	6- 0				
2- 5	0- 1	0- 0	AWAY	0- 1	0- 1	2- 2				
2- 2	0- 1	0- 0	NEUTRAL	1- 1	0- 0	1- 0				
4- 10	0- 4	0- 1	NON-CONFERENCE	1- 3	0- 2	3- 0				
1- 5	0- 2	0- 1	HOME	0- 1	0- 1	1- 0				
1- 3	0- 1	0- 0	AWAY	0- 1	0- 1	1- 0				
2- 2	0- 1	0- 0	NEUTRAL	1- 1	0- 0	1- 0				
6- 2	0- 0	0- 0	CONFERENCE	0- 0	0- 0	6- 2				
5- 0	0- 0	0- 0	HOME	0- 0	0- 0	5- 0				
1- 2	0- 0	0- 0	AWAY	0- 0	0- 0	1- 2				
0- 0	0- 0	0- 0	NEUTRAL	0- 0	0- 0	0- 0				

RPI S	Opponent	Score	RPI S	Opponent	Score	RPI S	Opponent	Score	RPI S	Opponent	Score	Team's RPI: 145
3	H Louisville	49 75	28	H South Dakota St.	54 71	56	N Middle Tenn.	47 58	107	A Northern Colo.	65 68	
10	H NC State	58 78				62	H Belmont	51 67	136	H UT Martin	79 81	
14	A UCF	37 75				67	A Virginia Tech	59 74	151	A Mercer	58 65	
25	N Central Mich.	50 73				75	N Maine	66 61	190	A Hampton	58 50	
									193	N Saint Louis	71 61	
									221	H Furman	73 53	
									237	H Liberty	75 60	
									247	A ETSU	54 64	
									247	H ETSU	76 67	
									271	A Samford	73 63	
									286	H Wofford	89 82	
									313	H UNC Greensboro	64 54	
									337	H Western Caro.	72 58	
LAST 12 Division I GAMES:												
75	N Maine	66 61	221	H Furman	73 53							
247	A ETSU	54 64	286	H Wofford	89 82							
313	H UNC Greensboro	64 54	247	H ETSU	76 67							
337	H Western Caro.	72 58	56	N Middle Tenn.	47 58							
271	A Samford	73 63	10	H NC State	58 78							
151	A Mercer	58 65	62	H Belmont	51 67							

Non-Div I Games: Lee 61 55

Chattanooga

Loss, Non-Conf, S Site, H Home A Away N Neutral

Average RPI Win:	338	WON-LOST	WINNING	LAST 10	STRENGTH OF	OPP. STRENGTH	TEAM	ADJ.	CONF.	ADJ CONF.
Average RPI Loss:	219	RECORD	PCT. RANK	GAMES	SCHEDULE	OF SCHEDULE	RPI	RPI	RPI	RPI
DIV. I ONLY	1- 21	348	0- 1	268	339	346	346	30	30	
DIV. I NON-CONF.	0- 13	336	0- 0	198	320	342	342	30	30	
TOTALS	RPI 1-25	RPI 26-50	W-L RECORDS	RPI 51-100	RPI 101-150	RPI 150+				
1- 21	0- 0	0- 0	OVERALL	0- 2	0- 3	1- 16				
1- 10	0- 0	0- 0	HOME	0- 0	0- 1	1- 9				
0- 10	0- 0	0- 0	AWAY	0- 2	0- 2	0- 6				
0- 1	0- 0	0- 0	NEUTRAL	0- 0	0- 0	0- 1				
0- 13	0- 0	0- 0	NON-CONFERENCE	0- 2	0- 3	0- 8				
0- 5	0- 0	0- 0	HOME	0- 0	0- 1	0- 4				
0- 7	0- 0	0- 0	AWAY	0- 2	0- 2	0- 3				
0- 1	0- 0	0- 0	NEUTRAL	0- 0	0- 0	0- 1				
1- 8	0- 0	0- 0	CONFERENCE	0- 0	0- 0	1- 8				
1- 5	0- 0	0- 0	HOME	0- 0	0- 0	1- 5				
0- 3	0- 0	0- 0	AWAY	0- 0	0- 0	0- 3				
0- 0	0- 0	0- 0	NEUTRAL	0- 0	0- 0	0- 0				

RPI S	Opponent	Score	RPI S	Opponent	Score	RPI S	Opponent	Score	RPI S	Opponent	Score	Team's RPI: 346
						82	A Northwestern	35 97	122	A Morehead St.	68 104	
						98	A Northern Ill.	52 114	129	H UAB	45 90	
									146	A Bradley	59 89	
									166	H New Mexico St.	66 87	
									171	A Xavier	57 91	
									180	A Wisconsin	38 85	
									219	H UTRGV	55 71	
									228	H Brown	65 90	
									239	H UMKC	58 111	
									248	A Loyola Chicago	40 76	
									254	N St. Francis Brooklyn	73 110	
									258	H SIUE	66 82	
									261	A California Baptist	52 89	
									261	H California Baptist	67 93	
									273	H CSU Bakersfield	56 67	
									282	A Utah Valley	61 76	
									293	H Valparaiso	70 76	
									338	H Grand Canyon	50 48	
									339	H Evansville	58 67	
									343	A Seattle U	54 90	
LAST 12 Division I GAMES:												
261	H	California Baptist	67	93	338	H	Grand Canyon	50	48			
166	H	New Mexico St.	66	87	261	A	California Baptist	52	89			
219	H	UTRGV	55	71	239	H	UMKC	58	111			
282	A	Utah Valley	61	76	228	H	Brown	65	90			
343	A	Seattle U	54	90	146	A	Bradley	59	89			
273	H	CSU Bakersfield	56	67	98	A	Northern Ill.	52	114			

Non-Div I Games:

Chicago St.

■ Loss, 
■ Non-Conf, 
■ S Site, 
■ H Home 
■ A Away 
N Neutral

Average RPI Win:	189	WON-LOST	WINNING	LAST 10	STRENGTH OF	OPP. STRENGTH	TEAM	ADJ.	CONF.	ADJ CONF.
Average RPI Loss:	71	RECORD	PCT. RANK	GAMES	SCHEDULE	OF SCHEDULE	RPI	RPI	RPI	RPI
DIV. I ONLY	14- 8	101	0- 1	94	88	89	89	9	9	
DIV. I NON-CONF.	8- 5	120	0- 0	177	144	137	137	9	9	
TOTALS	RPI 1-25	RPI 26-50	W-L RECORDS	RPI 51-100	RPI 101-150	RPI 150+				
14- 8	0- 3	0- 0	OVERALL	1- 2	3- 2	10- 1				
11- 2	0- 1	0- 0	HOME	1- 1	2- 0	8- 0				
3- 6	0- 2	0- 0	AWAY	0- 1	1- 2	2- 1				
0- 0	0- 0	0- 0	NEUTRAL	0- 0	0- 0	0- 0				
8- 5	0- 0	0- 0	NON-CONFERENCE	1- 2	1- 2	6- 1				
7- 1	0- 0	0- 0	HOME	1- 1	1- 0	5- 0				
1- 4	0- 0	0- 0	AWAY	0- 1	0- 2	1- 1				
0- 0	0- 0	0- 0	NEUTRAL	0- 0	0- 0	0- 0				
6- 3	0- 3	0- 0	CONFERENCE	0- 0	2- 0	4- 0				
4- 1	0- 1	0- 0	HOME	0- 0	1- 0	3- 0				
2- 2	0- 2	0- 0	AWAY	0- 0	1- 0	1- 0				
0- 0	0- 0	0- 0	NEUTRAL	0- 0	0- 0	0- 0				

RPI 1-25				RPI 26-50				RPI 51-100				Team's RPI: 89				RPI 101+			
RPI	S	Opponent	Score	RPI	S	Opponent	Score	RPI	S	Opponent	Score	RPI	S	Opponent	Score	RPI	S	Opponent	Score
6	A	UConn	38 82					61	A	Miami (OH)	65 78	101	A	Ohio St.	56 69				
6	H	UConn	55 65					72	H	Old Dominion	72 76	112	H	Houston	68 57				
14	A	UCF	55 56					76	H	Yale	66 52	114	H	VCU	66 54				
												126	A	Pittsburgh	48 65				
												134	A	South Fla.	57 56				
												158	A	Tulsa	70 50				
												171	H	Xavier	79 61				
												172	H	Temple	72 52				
												182	A	Ball St.	63 75				
												193	A	Saint Louis	51 50				
												207	H	SMU	69 57				
												227	H	Howard	85 51				
												229	H	Memphis	80 56				
												247	H	ETSU	77 64				
												287	H	Austin Peay	69 48				
												322	H	Lipscomb	71 55				
LAST 12 Division I GAMES:																			
6	H	UConn	55 65	14	A	UCF	55 56												
134	A	South Fla.	57 56	6	A	UConn	38 82												
229	H	Memphis	80 56	207	H	SMU	69 57												
112	H	Houston	68 57	227	H	Howard	85 51												
158	A	Tulsa	70 50	171	H	Xavier	79 61												
172	H	Temple	72 52	114	H	VCU	66 54												

Non-Div I Games:

Cincinnati

Loss, Non-Conf, S Site, H Home A Away N Neutral

Average RPI Win:	143	WON-LOST	WINNING	LAST 10	STRENGTH OF	OPP. STRENGTH	TEAM	ADJ.	CONF.	ADJ CONF.
Average RPI Loss:	47	RECORD	PCT. RANK	GAMES	SCHEDULE	OF SCHEDULE	RPI	RPI	RPI	RPI
DIV. I ONLY	15- 8	93	1- 0	29	16	47	47	1	1	
DIV. I NON-CONF.	9- 4	85	1- 0	143	121	105	105	1	1	
TOTALS	RPI 1-25	RPI 26-50	W-L RECORDS	RPI 51-100	RPI 101-150	RPI 150+				
15- 8	2- 5	1- 0	OVERALL	2- 1	4- 2	6- 0				
10- 4	0- 3	1- 0	HOME	2- 0	2- 1	5- 0				
4- 3	2- 2	0- 0	AWAY	0- 0	2- 1	0- 0				
1- 1	0- 0	0- 0	NEUTRAL	0- 1	0- 0	1- 0				
9- 4	0- 1	0- 0	NON-CONFERENCE	1- 1	2- 2	6- 0				
8- 1	0- 0	0- 0	HOME	1- 0	2- 1	5- 0				
0- 2	0- 1	0- 0	AWAY	0- 0	0- 1	0- 0				
1- 1	0- 0	0- 0	NEUTRAL	0- 1	0- 0	1- 0				
6- 4	2- 4	1- 0	CONFERENCE	1- 0	2- 0	0- 0				
2- 3	0- 3	1- 0	HOME	1- 0	0- 0	0- 0				
4- 1	2- 1	0- 0	AWAY	0- 0	2- 0	0- 0				
0- 0	0- 0	0- 0	NEUTRAL	0- 0	0- 0	0- 0				

RPI S	Opponent	Score	RPI S	Opponent	Score	RPI S	Opponent	Score	RPI S	Opponent	Score
1	H Notre Dame	63 101	48	H Georgia Tech	71 61	62	H Belmont	65 62	108	A Wake Forest	69 53
3	H Louisville	44 76				64	N Tennessee	66 78	126	A Pittsburgh	65 59
8	H Syracuse	75 84				96	H Virginia	71 65	128	A Alabama	56 76
10	A NC State	51 54							132	H High Point	83 64
16	A South Carolina	57 69							141	H Appalachian St.	87 48
18	A Florida St.	57 45							149	H Davidson	80 90
21	A Miami (FL)	76 67							156	N Oklahoma	74 62
									186	H Illinois	69 67
									223	H Rhode Island	80 67
									224	H Marshall	68 54
									286	H Wofford	85 77
									322	H Lipscomb	68 26
LAST 12 Division I GAMES:											
156	N Oklahoma	74 62	48	H Georgia Tech	71 61						
108	A Wake Forest	69 53	18	A Florida St.	57 45						
3	H Louisville	44 76	21	A Miami (FL)	76 67						
1	H Notre Dame	63 101	96	H Virginia	71 65						
10	A NC State	51 54	8	H Syracuse	75 84						
126	A Pittsburgh	65 59	141	H Appalachian St.	87 48						

Non-Div I Games:

Clemson

■ Loss, 
 ■ Non-Conf, S Site, 
 ■ Home 
 ■ Away 
 N Neutral

## Cleveland St.

Through Games Of Feb. 9, 2019

Average RPI Win:	302	WON-LOST	WINNING	LAST 10	STRENGTH OF	OPP. STRENGTH	TEAM	ADJ.	CONF.	ADJ CONF.
Average RPI Loss:	140	RECORD	PCT. RANK	GAMES	SCHEDULE	OF SCHEDULE	RPI	RPI	RPI	RPI
DIV. I ONLY	8- 13	239	1- 0	279	235	269	269	21	21	
DIV. I NON-CONF.	1- 8	322	0- 0	94	248	289	289	17	17	
TOTALS	RPI 1-25	RPI 26-50	W-L RECORDS	RPI 51-100	RPI 101-150	RPI 150+				
8- 13	0- 0	0- 1	OVERALL	0- 3	0- 4	8- 5				
5- 4	0- 0	0- 0	HOME	0- 2	0- 2	5- 0				
3- 8	0- 0	0- 1	AWAY	0- 1	0- 1	3- 5				
0- 1	0- 0	0- 0	NEUTRAL	0- 0	0- 1	0- 0				
1- 8	0- 0	0- 1	NON-CONFERENCE	0- 1	0- 2	1- 4				
1- 2	0- 0	0- 0	HOME	0- 1	0- 1	1- 0				
0- 5	0- 0	0- 1	AWAY	0- 0	0- 0	0- 4				
0- 1	0- 0	0- 0	NEUTRAL	0- 0	0- 1	0- 0				
7- 5	0- 0	0- 0	CONFERENCE	0- 2	0- 2	7- 1				
4- 2	0- 0	0- 0	HOME	0- 1	0- 1	4- 0				
3- 3	0- 0	0- 0	AWAY	0- 1	0- 1	3- 1				
0- 0	0- 0	0- 0	NEUTRAL	0- 0	0- 0	0- 0				

RPI 1-25				RPI 26-50				RPI 51-100				RPI 101+				Team's RPI: 269	
RPI	S	Opponent	Score	RPI	S	Opponent	Score	RPI	S	Opponent	Score	RPI	S	Opponent	Score		
				32	A	Ohio	54 72	65	A	Green Bay	53 62	124	H	IUPUI	50 75		
								77	H	Wright St.	65 70	127	A	Youngstown St.	55 73		
								87	H	Toledo	60 65	133	N	Tulane	72 81		
												146	H	Bradley	65 67		
												182	A	Ball St.	62 67		
												185	A	Eastern Mich.	63 69		
												189	A	Milwaukee	53 59		
												195	H	Illinois St.	67 63		
												224	A	Marshall	64 86		
												255	A	San Diego	82 83		
												279	H	Northern Ky.	76 47		
												304	A	Oakland	64 62		
												304	H	Oakland	98 90		
												331	A	UIC	74 48		
												331	H	UIC	71 53		
												336	A	Detroit Mercy	67 49		
												336	H	Detroit Mercy	67 51		
LAST 12 Division I GAMES:																	
				331	A	UIC	74 48	189	A	Milwaukee	53 59						
				304	H	Oakland	98 90	65	A	Green Bay	53 62						
				336	H	Detroit Mercy	67 51	331	H	UIC	71 53						
				127	A	Youngstown St.	55 73	124	H	IUPUI	50 75						
				77	H	Wright St.	65 70	336	A	Detroit Mercy	67 49						
				279	H	Northern Ky.	76 47	304	A	Oakland	64 62						

Non-Div I Games: Lake Erie 79 49 Salem (WV) 113 81

Cleveland St.

Loss, Non-Conf, S Site, H Home A Away N Neutral

Average RPI Win:	266	WON-LOST	WINNING	LAST 10	STRENGTH OF	OPP. STRENGTH	TEAM	ADJ.	CONF.	ADJ CONF.
Average RPI Loss:	102	RECORD	PCT. RANK	GAMES	SCHEDULE	OF SCHEDULE	RPI	RPI	RPI	RPI
DIV. I ONLY	10- 10	163	1- 0	198	210	188	188	12	12	
DIV. I NON-CONF.	6- 3	91	0- 0	292	312	180	180	15	15	
TOTALS	RPI 1-25	RPI 26-50	W-L RECORDS	RPI 51-100	RPI 101-150	RPI 150+				
10- 10	0- 0	0- 1	OVERALL	0- 5	0- 2	10- 2				
6- 4	0- 0	0- 0	HOME	0- 3	0- 1	6- 0				
4- 4	0- 0	0- 0	AWAY	0- 1	0- 1	4- 2				
0- 2	0- 0	0- 1	NEUTRAL	0- 1	0- 0	0- 0				
6- 3	0- 0	0- 1	NON-CONFERENCE	0- 1	0- 0	6- 1				
4- 0	0- 0	0- 0	HOME	0- 0	0- 0	4- 0				
2- 1	0- 0	0- 0	AWAY	0- 0	0- 0	2- 1				
0- 2	0- 0	0- 1	NEUTRAL	0- 1	0- 0	0- 0				
4- 7	0- 0	0- 0	CONFERENCE	0- 4	0- 2	4- 1				
2- 4	0- 0	0- 0	HOME	0- 3	0- 1	2- 0				
2- 3	0- 0	0- 0	AWAY	0- 1	0- 1	2- 1				
0- 0	0- 0	0- 0	NEUTRAL	0- 0	0- 0	0- 0				

RPI 1-25				RPI 26-50				RPI 51-100				RPI 101+				Team's RPI: 188	
RPI	S	Opponent	Score	RPI	S	Opponent	Score	RPI	S	Opponent	Score	RPI	S	Opponent	Score		
				34	N	Rice	52 56	58	H	Little Rock	47 60	111	H	South Alabama	78 88		
								63	N	Auburn	78 84	141	A	Appalachian St.	53 67		
								81	H	Troy	81 82	164	A	UC Riverside	43 62		
								91	A	UT Arlington	53 79	175	H	Arkansas St.	88 72		
								91	H	UT Arlington	64 67	183	A	Texas St.	58 73		
												183	H	Texas St.	77 70		
												229	H	Memphis	90 71		
												231	H	Bowling Green	81 80		
												252	A	Louisiana	76 58		
												295	A	La.-Monroe	79 54		
												301	H	South Carolina St.	57 44		
												313	A	UNC Greensboro	78 71		
												337	H	Western Caro.	77 59		
												342	A	N.C. Central	89 66		
LAST 12 Division I GAMES:																	
				183	H	Texas St.	77 70	141	A	Appalachian St.	53 67						
				91	H	UT Arlington	64 67	91	A	UT Arlington	53 79						
				252	A	Louisiana	76 58	183	A	Texas St.	58 73						
				295	A	La.-Monroe	79 54	111	H	South Alabama	78 88						
				175	H	Arkansas St.	88 72	81	H	Troy	81 82						
				58	H	Little Rock	47 60	313	A	UNC Greensboro	78 71						

Non-Div I Games: N.C. Wesleyan 126 65 Meredith 128 39

Coastal Caro.

Average RPI Win:	253	WON-LOST	WINNING	LAST 10	STRENGTH OF	OPP. STRENGTH	TEAM	ADJ.	CONF.	ADJ CONF.
Average RPI Loss:	177	RECORD	PCT. RANK	GAMES	SCHEDULE	OF SCHEDULE	RPI	RPI	RPI	RPI
DIV. I ONLY	6- 14	277	1- 0	202	297	281	281	10	10	
DIV. I NON-CONF.	3- 7	256	0- 0	308	351	333	333	10	10	
TOTALS	RPI 1-25	RPI 26-50	W-L RECORDS	RPI 51-100	RPI 101-150	RPI 150+				
6- 14	0- 0	0- 1	OVERALL	0- 2	0- 3	6- 8				
4- 6	0- 0	0- 1	HOME	0- 1	0- 1	4- 3				
2- 8	0- 0	0- 0	AWAY	0- 1	0- 2	2- 5				
0- 0	0- 0	0- 0	NEUTRAL	0- 0	0- 0	0- 0				
3- 7	0- 0	0- 0	NON-CONFERENCE	0- 0	0- 1	3- 6				
2- 3	0- 0	0- 0	HOME	0- 0	0- 0	2- 3				
1- 4	0- 0	0- 0	AWAY	0- 0	0- 1	1- 3				
0- 0	0- 0	0- 0	NEUTRAL	0- 0	0- 0	0- 0				
3- 7	0- 0	0- 1	CONFERENCE	0- 2	0- 2	3- 2				
2- 3	0- 0	0- 1	HOME	0- 1	0- 1	2- 0				
1- 4	0- 0	0- 0	AWAY	0- 1	0- 1	1- 2				
0- 0	0- 0	0- 0	NEUTRAL	0- 0	0- 0	0- 0				

RPI S	Opponent	Score	RPI S	Opponent	Score	RPI S	Opponent	Score	RPI S	Opponent	Score	Team's RPI: 281
			34	H James Madison	50 91	83	A Drexel	53 76	115	H Towson	61 77	
						85	H Northeastern	56 87	116	A UNCW	49 71	
									141	A Appalachian St.	66 80	
									154	A Delaware	50 74	
									162	A William & Mary	66 54	
									162	H William & Mary	79 77	
									200	A Elon	68 76	
									206	A George Mason	52 66	
									221	H Furman	67 70	
									241	A Campbell	65 66	
									256	H Hofstra	70 62	
									262	H Winthrop	64 71	
									286	A Wofford	58 78	
									301	H South Carolina St.	75 51	
									315	H Charleston So.	79 52	
									322	A Lipscomb	65 63	
									335	H Presbyterian	65 71	
LAST 12 Division I GAMES:												
162	H William & Mary	79 77	115	H Towson	61 77							
256	H Hofstra	70 62	162	A William & Mary	66 54							
85	H Northeastern	56 87	200	A Elon	68 76							
154	A Delaware	50 74	116	A UNCW	49 71							
83	A Drexel	53 76	206	A George Mason	52 66							
34	H James Madison	50 91	335	H Presbyterian	65 71							

Non-Div I Games: North Greenville 95 62

Col. of Charleston

■ Loss, 
 ■ Non-Conf, S Site, 
 ■ Home 
 ■ Away 
 N Neutral

Average RPI Win: <b>275</b>	WON-LOST	WINNING	LAST 10	STRENGTH OF	OPP. STRENGTH	TEAM	ADJ.	CONF.	ADJ CONF.
Average RPI Loss: <b>169</b>	RECORD	PCT. RANK	GAMES	SCHEDULE	OF SCHEDULE	RPI	RPI	RPI	RPI
DIV. I ONLY	<b>9- 12</b>	<b>215</b>	<b>0- 1</b>	<b>270</b>	<b>291</b>	<b>245</b>	<b>245</b>	<b>19</b>	<b>19</b>
DIV. I NON-CONF.	<b>4- 6</b>	<b>212</b>	<b>0- 0</b>	<b>313</b>	<b>342</b>	<b>294</b>	<b>294</b>	<b>22</b>	<b>22</b>
TOTALS	RPI 1-25	RPI 26-50	W-L RECORDS	RPI 51-100	RPI 101-150	RPI 150+			
9- 12	0- 0	0- 0	OVERALL	0- 4	1- 1	8- 7			
5- 4	0- 0	0- 0	HOME	0- 2	0- 0	5- 2			
4- 8	0- 0	0- 0	AWAY	0- 2	1- 1	3- 5			
0- 0	0- 0	0- 0	NEUTRAL	0- 0	0- 0	0- 0			
4- 6	0- 0	0- 0	NON-CONFERENCE	0- 1	0- 1	4- 4			
3- 1	0- 0	0- 0	HOME	0- 0	0- 0	3- 1			
1- 5	0- 0	0- 0	AWAY	0- 1	0- 1	1- 3			
0- 0	0- 0	0- 0	NEUTRAL	0- 0	0- 0	0- 0			
5- 6	0- 0	0- 0	CONFERENCE	0- 3	1- 0	4- 3			
2- 3	0- 0	0- 0	HOME	0- 2	0- 0	2- 1			
3- 3	0- 0	0- 0	AWAY	0- 1	1- 0	2- 2			
0- 0	0- 0	0- 0	NEUTRAL	0- 0	0- 0	0- 0			

RPI S	Opponent	Score	RPI S	Opponent	Score	RPI S	Opponent	Score	RPI S	Opponent	Score	Team's RPI: 245
						51	H Bucknell	62 <b>90</b>	104	A Dayton	58 <b>67</b>	
						76	A Yale	61 <b>80</b>	144	A Boston U.	81 72	
						94	A American	57 <b>76</b>	152	A Lehigh	58 <b>86</b>	
						94	H American	66 <b>71</b>	206	A George Mason	61 <b>64</b>	
									208	A Holy Cross	70 67	
									209	A Navy	52 <b>67</b>	
									209	H Navy	49 <b>62</b>	
									238	A Niagara	69 <b>74</b>	
									265	H Columbia	84 71	
									278	A Siena	53 <b>55</b>	
									280	H Canisius	67 53	
									303	A Army West Point	70 58	
									306	H Loyola Maryland	73 64	
									310	H Lafayette	60 49	
									318	A UMass Lowell	61 52	
									320	H NJIT	53 <b>71</b>	
									344	H Fairleigh Dickinson	71 52	
LAST 12 Division I GAMES:												
			209	A Navy	52 <b>67</b>		144	A Boston U.	81 72			
			94	H American	66 <b>71</b>		209	H Navy	49 <b>62</b>			
			303	A Army West Point	70 58		310	H Lafayette	60 49			
			306	H Loyola Maryland	73 64		94	A American	57 <b>76</b>			
			152	A Lehigh	58 <b>86</b>		208	A Holy Cross	70 67			
			51	H Bucknell	62 <b>90</b>		238	A Niagara	69 <b>74</b>			

Non-Div I Games:

Colgate

■ Loss, 
 ■ Non-Conf, 
 ■ S Site, 
 ■ H Home 
 ■ A Away 
 N Neutral



Colorado

Through Games Of Feb. 9, 2019

Average RPI Win:	197	WON-LOST	WINNING	LAST 10	STRENGTH OF	OPP. STRENGTH	TEAM	ADJ.	CONF.	ADJ CONF.
Average RPI Loss:	48	RECORD	PCT. RANK	GAMES	SCHEDULE	OF SCHEDULE	RPI	RPI	RPI	RPI
DIV. I ONLY	10- 12	194	0- 1	61	41	147	147	2	2	
DIV. I NON-CONF.	10- 1	17	0- 0	232	139	45	45	2	2	
TOTALS	RPI 1-25	RPI 26-50	W-L RECORDS	RPI 51-100	RPI 101-150	RPI 150+				
10- 12	0- 4	1- 5	OVERALL	0- 1	2- 2	7- 0				
8- 6	0- 2	1- 3	HOME	0- 1	2- 0	5- 0				
1- 6	0- 2	0- 2	AWAY	0- 0	0- 2	1- 0				
1- 0	0- 0	0- 0	NEUTRAL	0- 0	0- 0	1- 0				
10- 1	0- 1	1- 0	NON-CONFERENCE	0- 0	2- 0	7- 0				
8- 0	0- 0	1- 0	HOME	0- 0	2- 0	5- 0				
1- 1	0- 1	0- 0	AWAY	0- 0	0- 0	1- 0				
1- 0	0- 0	0- 0	NEUTRAL	0- 0	0- 0	1- 0				
0- 11	0- 3	0- 5	CONFERENCE	0- 1	0- 2	0- 0				
0- 6	0- 2	0- 3	HOME	0- 1	0- 0	0- 0				
0- 5	0- 1	0- 2	AWAY	0- 0	0- 2	0- 0				
0- 0	0- 0	0- 0	NEUTRAL	0- 0	0- 0	0- 0				

RPI 1-25				RPI 26-50				RPI 51-100				RPI 101+ Team's RPI: 147			
RPI	S	Opponent	Score	RPI	S	Opponent	Score	RPI	S	Opponent	Score	RPI	S	Opponent	Score
4	H	Stanford	69 80	27	H	North Carolina	86 74	78	H	Arizona	67 69	107	H	Northern Colo.	77 69
5	A	Oregon	43 102	30	H	California	60 80					123	A	Washington St.	48 74
17	H	Arizona St.	70 76	33	A	Oregon St.	65 89					125	H	Pepperdine	80 65
21	A	Miami (FL)	58 73	40	A	Utah	59 78					143	A	Washington	58 68
				40	H	Utah	61 76					201	H	Prairie View	79 38
				44	H	UCLA	60 64					209	H	Navy	59 43
												220	N	Utah St.	78 68
												232	A	Nevada	65 52
												249	H	Colorado St.	59 40
												271	H	Samford	81 39
												325	H	San Jose St.	76 64
LAST 12 Division I GAMES:															
44	H	UCLA	60 64	123	A	Washington St.	48 74								
5	A	Oregon	43 102	143	A	Washington	58 68								
33	A	Oregon St.	65 89	17	H	Arizona St.	70 76								
30	H	California	60 80	78	H	Arizona	67 69								
4	H	Stanford	69 80	40	H	Utah	61 76								
40	A	Utah	59 78	271	H	Samford	81 39								

Non-Div I Games:

Colorado

Loss, Non-Conf, S Site, H Home A Away N Neutral

Average RPI Win:	236	WON-LOST	WINNING	LAST 10	STRENGTH OF	OPP. STRENGTH	TEAM	ADJ.	CONF.	ADJ CONF.
Average RPI Loss:	118	RECORD	PCT. RANK	GAMES	SCHEDULE	OF SCHEDULE	RPI	RPI	RPI	RPI
DIV. I ONLY	6- 14	277	0- 1	99	133	249	249	15	15	
DIV. I NON-CONF.	4- 5	190	0- 0	48	110	164	164	13	13	
TOTALS	RPI 1-25	RPI 26-50	W-L RECORDS	RPI 51-100	RPI 101-150	RPI 150+				
6- 14	0- 2	0- 2	OVERALL	0- 2	0- 4	6- 4				
6- 6	0- 1	0- 1	HOME	0- 0	0- 2	6- 2				
0- 8	0- 1	0- 1	AWAY	0- 2	0- 2	0- 2				
0- 0	0- 0	0- 0	NEUTRAL	0- 0	0- 0	0- 0				
4- 5	0- 2	0- 1	NON-CONFERENCE	0- 0	0- 2	4- 0				
4- 2	0- 1	0- 0	HOME	0- 0	0- 1	4- 0				
0- 3	0- 1	0- 1	AWAY	0- 0	0- 1	0- 0				
0- 0	0- 0	0- 0	NEUTRAL	0- 0	0- 0	0- 0				
2- 9	0- 0	0- 1	CONFERENCE	0- 2	0- 2	2- 4				
2- 4	0- 0	0- 1	HOME	0- 0	0- 1	2- 2				
0- 5	0- 0	0- 0	AWAY	0- 2	0- 1	0- 2				
0- 0	0- 0	0- 0	NEUTRAL	0- 0	0- 0	0- 0				

RPI 1-25				RPI 26-50				RPI 51-100				RPI 101+ Team's RPI: 249			
RPI	S	Opponent	Score	RPI	S	Opponent	Score	RPI	S	Opponent	Score	RPI	S	Opponent	Score
13	A	Gonzaga	39 50	37	A	BYU	42 51	52	A	New Mexico	58 70	107	H	Northern Colo.	47 53
17	H	Arizona St.	39 70	50	H	Wyoming	49 60	69	A	Boise St.	57 70	113	A	Fresno St.	54 57
												113	H	Fresno St.	55 66
												147	A	Colorado	40 59
												170	H	Denver	84 79
												212	H	UNLV	52 49
												220	H	Utah St.	53 72
												232	A	Nevada	57 68
												232	H	Nevada	38 62
												234	H	Northern Ariz.	65 54
												250	A	Air Force	48 63
												250	H	Air Force	55 48
												274	H	North Florida	61 59
												277	H	Cornell	56 53
LAST 12 Division I GAMES:															
				50	H	Wyoming	49 60					220	H	Utah St.	53 72
				232	A	Nevada	57 68					52	A	New Mexico	58 70
				250	H	Air Force	55 48					250	A	Air Force	48 63
				69	A	Boise St.	57 70					113	H	Fresno St.	55 66
				113	A	Fresno St.	54 57					212	H	UNLV	52 49
				232	H	Nevada	38 62					170	H	Denver	84 79

Non-Div I Games: Chadron St. 91 38 Eastern N.M. 72 46

Colorado St.

Loss, Non-Conf, S Site, H Home A Away N Neutral

Average RPI Win:	210	WON-LOST	WINNING	LAST 10	STRENGTH OF	OPP. STRENGTH	TEAM	ADJ.	CONF.	ADJ CONF.
Average RPI Loss:	182	RECORD	PCT. RANK	GAMES	SCHEDULE	OF SCHEDULE	RPI	RPI	RPI	RPI
DIV. I ONLY	6- 13	273	0- 1	184	240	265	265	11	11	
DIV. I NON-CONF.	4- 9	252	0- 0	237	275	269	269	11	11	
TOTALS	RPI 1-25	RPI 26-50	W-L RECORDS	RPI 51-100	RPI 101-150	RPI 150+				
6- 13	0- 0	0- 0	OVERALL	1- 2	0- 3	5- 8				
4- 6	0- 0	0- 0	HOME	1- 2	0- 1	3- 3				
2- 7	0- 0	0- 0	AWAY	0- 0	0- 2	2- 5				
0- 0	0- 0	0- 0	NEUTRAL	0- 0	0- 0	0- 0				
4- 9	0- 0	0- 0	NON-CONFERENCE	0- 0	0- 3	4- 6				
2- 3	0- 0	0- 0	HOME	0- 0	0- 1	2- 2				
2- 6	0- 0	0- 0	AWAY	0- 0	0- 2	2- 4				
0- 0	0- 0	0- 0	NEUTRAL	0- 0	0- 0	0- 0				
2- 4	0- 0	0- 0	CONFERENCE	1- 2	0- 0	1- 2				
2- 3	0- 0	0- 0	HOME	1- 2	0- 0	1- 1				
0- 1	0- 0	0- 0	AWAY	0- 0	0- 0	0- 1				
0- 0	0- 0	0- 0	NEUTRAL	0- 0	0- 0	0- 0				

RPI 1-25			RPI 26-50			RPI 51-100			RPI 101+			Team's RPI: 265
RPI	S	Opponent	Score	RPI	S	Opponent	Score	RPI	S	Opponent	Score	
						73 H Penn	60 72	109 A Boston College		60 74		
						80 H Harvard	75 65	112 H Houston		72 83		
						93 H Princeton	64 79	135 A Fordham		49 68		
								151 A Mercer		72 68		
								186 A Illinois		69 76		
								189 A Milwaukee		65 78		
								190 H Hampton		88 63		
								199 H Dartmouth		69 70		
								235 H Albany (NY)		58 62		
								244 H Cal St. Fullerton		58 61		
								245 A Colgate		71 84		
								256 A Hofstra		65 63		
								266 A Saint Joseph's		61 68		
								277 A Cornell		51 60		
								277 H Cornell		65 57		
								303 H Army West Point		70 49		
LAST 12 Division I GAMES:												
199	H	Dartmouth	69 70	151	A	Mercer	72 68					
80	H	Harvard	75 65	190	H	Hampton	88 63					
73	H	Penn	60 72	235	H	Albany (NY)	58 62					
93	H	Princeton	64 79	135	A	Fordham	49 68					
277	H	Cornell	65 57	244	H	Cal St. Fullerton	58 61					
277	A	Cornell	51 60	109	A	Boston College	60 74					

Non-Div I Games:

Columbia

■ Loss, 
 ■ Non-Conf, 
 S Site, 
 ■ Home 
 ■ Away 
 N Neutral

Average RPI Win:	347	WON-LOST	WINNING	LAST 10	STRENGTH OF	OPP. STRENGTH	TEAM	ADJ.	CONF.	ADJ CONF.
Average RPI Loss:	188	RECORD	PCT. RANK	GAMES	SCHEDULE	OF SCHEDULE	RPI	RPI	RPI	RPI
DIV. I ONLY	2- 20	343	0- 1	191	334	327	327	32	32	
DIV. I NON-CONF.	0- 12	336	0- 0	13	177	232	232	32	32	
TOTALS	RPI 1-25	RPI 26-50	W-L RECORDS	RPI 51-100	RPI 101-150	RPI 150+				
2- 20	0- 2	0- 1	OVERALL	0- 4	0- 2	2- 11				
1- 6	0- 0	0- 0	HOME	0- 0	0- 0	1- 6				
1- 13	0- 2	0- 1	AWAY	0- 4	0- 1	1- 5				
0- 1	0- 0	0- 0	NEUTRAL	0- 0	0- 1	0- 0				
0- 12	0- 2	0- 1	NON-CONFERENCE	0- 4	0- 2	0- 3				
0- 1	0- 0	0- 0	HOME	0- 0	0- 0	0- 1				
0- 10	0- 2	0- 1	AWAY	0- 4	0- 1	0- 2				
0- 1	0- 0	0- 0	NEUTRAL	0- 0	0- 1	0- 0				
2- 8	0- 0	0- 0	CONFERENCE	0- 0	0- 0	2- 8				
1- 5	0- 0	0- 0	HOME	0- 0	0- 0	1- 5				
1- 3	0- 0	0- 0	AWAY	0- 0	0- 0	1- 3				
0- 0	0- 0	0- 0	NEUTRAL	0- 0	0- 0	0- 0				

RPI 1-25				RPI 26-50				RPI 51-100				RPI 101+ Team's RPI: 327			
RPI	S	Opponent	Score	RPI	S	Opponent	Score	RPI	S	Opponent	Score	RPI	S	Opponent	Score
7	A	Mississippi St.	38 110	32	A	Ohio	62 87	70	A	West Virginia	37 78	117	A	Minnesota	52 84
19	A	Maryland	36 93					71	A	FGCU	61 93	129	N	UAB	61 86
								72	A	Old Dominion	51 81	224	A	Marshall	67 88
								96	A	Virginia	41 55	233	A	N.C. A&T	42 66
												238	A	Niagara	69 71
												257	H	Bethune-Cookman	65 71
												272	H	Norfolk St.	63 68
												291	H	Morgan St.	57 74
												296	H	UMBC	52 57
												301	H	South Carolina St.	59 75
												342	A	N.C. Central	57 62
												345	A	Delaware St.	71 57
												348	A	Savannah St.	57 68
												348	H	Savannah St.	70 76
												349	H	Florida A&M	73 53
LAST 12 Division I GAMES:															
348	A	Savannah St.	57 68	301	H	South Carolina St.	59 75								
291	H	Morgan St.	57 74	272	H	Norfolk St.	63 68								
257	H	Bethune-Cookman	65 71	345	A	Delaware St.	71 57								
349	H	Florida A&M	73 53	348	H	Savannah St.	70 76								
233	A	N.C. A&T	42 66	72	A	Old Dominion	51 81								
342	A	N.C. Central	57 62	129	N	UAB	61 86								

Non-Div I Games:

Coppin St.

■ Loss, 
 ■ Non-Conf, 
 ■ S Site, 
 ■ Home 
 ■ A Away 
 N Neutral

Average RPI Win:	268	WON-LOST	WINNING	LAST 10	STRENGTH OF	OPP. STRENGTH	TEAM	ADJ.	CONF.	ADJ CONF.
Average RPI Loss:	165	RECORD	PCT. RANK	GAMES	SCHEDULE	OF SCHEDULE	RPI	RPI	RPI	RPI
DIV. I ONLY	7- 10	226	0- 1	259	257	277	277	11	11	
DIV. I NON-CONF.	6- 5	143	0- 0	297	328	208	208	11	11	
TOTALS	RPI 1-25	RPI 26-50	W-L RECORDS	RPI 51-100	RPI 101-150	RPI 150+				
7- 10	0- 0	0- 0	OVERALL	0- 3	0- 1	7- 6				
6- 4	0- 0	0- 0	HOME	0- 3	0- 0	6- 1				
1- 6	0- 0	0- 0	AWAY	0- 0	0- 1	1- 5				
0- 0	0- 0	0- 0	NEUTRAL	0- 0	0- 0	0- 0				
6- 5	0- 0	0- 0	NON-CONFERENCE	0- 0	0- 1	6- 4				
5- 0	0- 0	0- 0	HOME	0- 0	0- 0	5- 0				
1- 5	0- 0	0- 0	AWAY	0- 0	0- 1	1- 4				
0- 0	0- 0	0- 0	NEUTRAL	0- 0	0- 0	0- 0				
1- 5	0- 0	0- 0	CONFERENCE	0- 3	0- 0	1- 2				
1- 4	0- 0	0- 0	HOME	0- 3	0- 0	1- 1				
0- 1	0- 0	0- 0	AWAY	0- 0	0- 0	0- 1				
0- 0	0- 0	0- 0	NEUTRAL	0- 0	0- 0	0- 0				

RPI 1-25			RPI 26-50			RPI 51-100			RPI 101+			Team's RPI: 277
RPI	S	Opponent	Score	RPI	S	Opponent	Score	RPI	S	Opponent	Score	
						73 H Penn	46 59	117 A Minnesota		45 65		
						80 H Harvard	61 68	152 A Lehigh		54 67		
						93 H Princeton	46 75	160 A Stony Brook		61 63		
								190 H Hampton		79 53		
								199 H Dartmouth		56 63		
								210 H St. Bonaventure		58 44		
								235 H Albany (NY)		48 34		
								249 A Colorado St.		53 56		
								263 A Binghamton		61 72		
								265 A Columbia		57 65		
								265 H Columbia		60 51		
								310 A Lafayette		62 59		
								318 H UMass Lowell		63 54		
								345 H Delaware St.		94 59		
LAST 12 Division I GAMES:												
						80 H Harvard	61 68	210 H St. Bonaventure		58 44		
						199 H Dartmouth	56 63	190 H Hampton		79 53		
						93 H Princeton	46 75	310 A Lafayette		62 59		
						73 H Penn	46 59	345 H Delaware St.		94 59		
						265 A Columbia	57 65	160 A Stony Brook		61 63		
						265 H Columbia	60 51	152 A Lehigh		54 67		

Non-Div I Games:

Cornell

■ Loss, 
 ■ Non-Conf, 
 S Site, 
 ■ Home 
 ■ Away 
 N Neutral

Average RPI Win:	172	WON-LOST	WINNING	LAST 10	STRENGTH OF	OPP. STRENGTH	TEAM	ADJ.	CONF.	ADJ CONF.
Average RPI Loss:	57	RECORD	PCT. RANK	GAMES	SCHEDULE	OF SCHEDULE	RPI	RPI	RPI	RPI
DIV. I ONLY	10- 13	209	0- 1	55	32	120	120	6	6	
DIV. I NON-CONF.	6- 5	143	0- 0	99	51	93	93	4	4	
TOTALS	RPI 1-25	RPI 26-50	W-L RECORDS	RPI 51-100	RPI 101-150	RPI 150+				
10- 13	0- 3	1- 5	OVERALL	1- 3	3- 2	5- 0				
4- 6	0- 1	0- 3	HOME	1- 1	1- 1	2- 0				
4- 7	0- 2	1- 2	AWAY	0- 2	1- 1	2- 0				
2- 0	0- 0	0- 0	NEUTRAL	0- 0	1- 0	1- 0				
6- 5	0- 2	0- 2	NON-CONFERENCE	0- 1	2- 0	4- 0				
2- 2	0- 1	0- 1	HOME	0- 0	1- 0	1- 0				
2- 3	0- 1	0- 1	AWAY	0- 1	0- 0	2- 0				
2- 0	0- 0	0- 0	NEUTRAL	0- 0	1- 0	1- 0				
4- 8	0- 1	1- 3	CONFERENCE	1- 2	1- 2	1- 0				
2- 4	0- 0	0- 2	HOME	1- 1	0- 1	1- 0				
2- 4	0- 1	1- 1	AWAY	0- 1	1- 1	0- 0				
0- 0	0- 0	0- 0	NEUTRAL	0- 0	0- 0	0- 0				

RPI 1-25				RPI 26-50				RPI 51-100				RPI 101+ Team's RPI: 120			
RPI	S	Opponent	Score	RPI	S	Opponent	Score	RPI	S	Opponent	Score	RPI	S	Opponent	Score
9	A	Marquette	67 85	28	A	South Dakota St.	48 74	84	A	UNI	55 65	106	H	Nebraska	74 65
18	A	Florida St.	52 71	36	A	DePaul	85 82	90	A	Georgetown	53 62	110	A	Seton Hall	75 82
22	H	Drake	69 85	38	H	South Dakota	65 77	90	H	Georgetown	65 38	119	A	St. John's (NY)	65 63
				42	A	Villanova	62 67	97	H	Providence	63 77	119	H	St. John's (NY)	45 51
				42	H	Villanova	52 54					134	N	South Fla.	83 76
				45	H	Butler	43 75					171	H	Xavier	66 62
												179	N	Vanderbilt	75 55
												251	A	Wichita St.	83 71
												317	H	Omaha	66 51
												319	A	North Dakota St.	86 51
LAST 12 Division I GAMES:															
119	H	St. John's (NY)	45 51	119	A	St. John's (NY)	65 63								
42	A	Villanova	62 67	110	A	Seton Hall	75 82								
90	A	Georgetown	53 62	90	H	Georgetown	65 38								
97	H	Providence	63 77	42	H	Villanova	52 54								
45	H	Butler	43 75	9	A	Marquette	67 85								
171	H	Xavier	66 62	36	A	DePaul	85 82								

Non-Div I Games:

Creighton

■ Loss, 
■ Non-Conf, 
■ S Site, 
■ H Home 
■ A Away 
N Neutral

Average RPI Win:	269	WON-LOST	WINNING	LAST 10	STRENGTH OF	OPP. STRENGTH	TEAM	ADJ.	CONF.	ADJ CONF.
Average RPI Loss:	135	RECORD	PCT. RANK	GAMES	SCHEDULE	OF SCHEDULE	RPI	RPI	RPI	RPI
DIV. I ONLY	10- 9	153	0- 1	301	169	199	199	11	11	
DIV. I NON-CONF.	7- 6	153	0- 1	311	227	241	241	11	11	
TOTALS	RPI 1-25	RPI 26-50	W-L RECORDS	RPI 51-100	RPI 101-150	RPI 150+				
10- 9	0- 1	0- 0	OVERALL	0- 4	1- 1	9- 3				
5- 2	0- 1	0- 0	HOME	0- 1	1- 0	4- 0				
5- 5	0- 0	0- 0	AWAY	0- 2	0- 1	5- 2				
0- 2	0- 0	0- 0	NEUTRAL	0- 1	0- 0	0- 1				
7- 6	0- 1	0- 0	NON-CONFERENCE	0- 1	1- 1	6- 3				
5- 1	0- 1	0- 0	HOME	0- 0	1- 0	4- 0				
2- 3	0- 0	0- 0	AWAY	0- 0	0- 1	2- 2				
0- 2	0- 0	0- 0	NEUTRAL	0- 1	0- 0	0- 1				
3- 3	0- 0	0- 0	CONFERENCE	0- 3	0- 0	3- 0				
0- 1	0- 0	0- 0	HOME	0- 1	0- 0	0- 0				
3- 2	0- 0	0- 0	AWAY	0- 2	0- 0	3- 0				
0- 0	0- 0	0- 0	NEUTRAL	0- 0	0- 0	0- 0				

RPI 1-25				RPI 26-50				RPI 51-100				RPI 101+ Team's RPI: 199			
RPI	S	Opponent	Score	RPI	S	Opponent	Score	RPI	S	Opponent	Score	RPI	S	Opponent	Score
24	H	Buffalo	69 75					56	N	Middle Tenn.	58 70	109	A	Boston College	68 99
								76	A	Yale	49 64	144	H	Boston U.	64 44
								80	A	Harvard	46 56	228	A	Brown	81 61
								80	H	Harvard	57 73	244	A	Cal St. Fullerton	62 67
												255	A	San Diego	76 78
												263	H	Binghamton	63 39
												265	A	Columbia	70 69
												275	A	Vermont	66 42
												277	A	Cornell	63 56
												292	N	UC Santa Barbara	56 62
												306	H	Loyola Maryland	54 41
												308	H	Fairfield	59 46
												310	A	New Hampshire	62 42
												318	H	UMass Lowell	70 54
LAST 12 Division I GAMES:															
292	N	UC Santa Barbara	56 62	80	A	Harvard	46 56								
265	A	Columbia	70 69	263	H	Binghamton	63 39								
277	A	Cornell	63 56	109	A	Boston College	68 99								
76	A	Yale	49 64	310	A	New Hampshire	62 42								
228	A	Brown	81 61	24	H	Buffalo	69 75								
80	H	Harvard	57 73	318	H	UMass Lowell	70 54								

Non-Div I Games:

Dartmouth

■ Loss, 
■ Non-Conf, 
■ S Site, 
■ H Home 
■ A Away 
N Neutral

## Davidson

Through Games Of Feb. 9, 2019

Average RPI Win:	204	WON-LOST	WINNING	LAST 10	STRENGTH OF	OPP. STRENGTH	TEAM	ADJ.	CONF.	ADJ CONF.
Average RPI Loss:	168	RECORD	PCT. RANK	GAMES	SCHEDULE	OF SCHEDULE	RPI	RPI	RPI	RPI
DIV. I ONLY	13- 9	125	1- 0	239	146	149	149	17	17	
DIV. I NON-CONF.	5- 7	206	0- 0	170	149	179	179	16	16	
TOTALS	RPI 1-25	RPI 26-50	W-L RECORDS	RPI 51-100	RPI 101-150	RPI 150+				
13- 9	0- 1	1- 0	OVERALL	0- 1	2- 1	10- 6				
7- 2	0- 0	0- 0	HOME	0- 0	1- 1	6- 1				
6- 7	0- 1	1- 0	AWAY	0- 1	1- 0	4- 5				
0- 0	0- 0	0- 0	NEUTRAL	0- 0	0- 0	0- 0				
5- 7	0- 1	1- 0	NON-CONFERENCE	0- 1	1- 1	3- 4				
3- 1	0- 0	0- 0	HOME	0- 0	1- 1	2- 0				
2- 6	0- 1	1- 0	AWAY	0- 1	0- 0	1- 4				
0- 0	0- 0	0- 0	NEUTRAL	0- 0	0- 0	0- 0				
8- 2	0- 0	0- 0	CONFERENCE	0- 0	1- 0	7- 2				
4- 1	0- 0	0- 0	HOME	0- 0	0- 0	4- 1				
4- 1	0- 0	0- 0	AWAY	0- 0	1- 0	3- 1				
0- 0	0- 0	0- 0	NEUTRAL	0- 0	0- 0	0- 0				

RPI 1-25				RPI 26-50				RPI 51-100				RPI 101+ Team's RPI: 149			
RPI	S	Opponent	Score	RPI	S	Opponent	Score	RPI	S	Opponent	Score	RPI	S	Opponent	Score
10	A	NC State	45 75	47	A	Clemson	90 80	93	A	Princeton	57 65	132	H	High Point	71 62
												135	A	Fordham	60 56
												141	H	Appalachian St.	78 81
												153	A	Charlotte	66 78
												159	A	Duquesne	62 47
												162	H	William & Mary	76 65
												192	A	George Washington	62 42
												194	A	UNC Asheville	56 69
												198	H	Massachusetts	58 70
												200	A	Elon	72 73
												206	H	George Mason	67 59
												210	H	St. Bonaventure	67 55
												223	A	Rhode Island	77 67
												253	H	Richmond	78 55
												260	A	Gardner-Webb	49 54
												266	A	Saint Joseph's	54 66
												283	H	La Salle	80 61
												315	A	Charleston So.	72 34
												335	H	Presbyterian	83 56
LAST 12 Division I GAMES:															
210	H	St. Bonaventure	67 55	253	H	Richmond	78 55								
266	A	Saint Joseph's	54 66	223	A	Rhode Island	77 67								
283	H	La Salle	80 61	159	A	Duquesne	62 47								
192	A	George Washington	62 42	206	H	George Mason	67 59								
135	A	Fordham	60 56	10	A	NC State	45 75								
198	H	Massachusetts	58 70	153	A	Charlotte	66 78								

Non-Div I Games: Queens (NC) 80 47

Davidson

■ Loss, 
 ■ Non-Conf, 
 ■ S Site, 
 ■ H Home 
 ■ A Away 
 N Neutral



Average RPI Win:	193	WON-LOST	WINNING	LAST 10	STRENGTH OF	OPP. STRENGTH	TEAM	ADJ.	CONF.	ADJ CONF.
Average RPI Loss:	84	RECORD	PCT. RANK	GAMES	SCHEDULE	OF SCHEDULE	RPI	RPI	RPI	RPI
DIV. I ONLY	12- 8	120	1- 0	119	92	104	104	17	17	
DIV. I NON-CONF.	5- 6	177	0- 0	17	41	78	78	16	16	
TOTALS	RPI 1-25	RPI 26-50	W-L RECORDS	RPI 51-100	RPI 101-150	RPI 150+				
12- 8	1- 2	1- 1	OVERALL	1- 3	1- 0	8- 2				
9- 1	1- 0	0- 0	HOME	1- 1	1- 0	6- 0				
2- 6	0- 2	0- 1	AWAY	0- 1	0- 0	2- 2				
1- 1	0- 0	1- 0	NEUTRAL	0- 1	0- 0	0- 0				
5- 6	1- 2	1- 1	NON-CONFERENCE	1- 3	0- 0	2- 0				
4- 1	1- 0	0- 0	HOME	1- 1	0- 0	2- 0				
0- 4	0- 2	0- 1	AWAY	0- 1	0- 0	0- 0				
1- 1	0- 0	1- 0	NEUTRAL	0- 1	0- 0	0- 0				
7- 2	0- 0	0- 0	CONFERENCE	0- 0	1- 0	6- 2				
5- 0	0- 0	0- 0	HOME	0- 0	1- 0	4- 0				
2- 2	0- 0	0- 0	AWAY	0- 0	0- 0	2- 2				
0- 0	0- 0	0- 0	NEUTRAL	0- 0	0- 0	0- 0				

RPI S	Opponent	Score	RPI S	Opponent	Score	RPI S	Opponent	Score	RPI S	Opponent	Score	Team's RPI: 104
16	A South Carolina	55 65	34	A James Madison	55 68	65	A Green Bay	35 51	135	H Fordham	72 50	
19	A Maryland	71 82	48	N Georgia Tech	85 66	67	N Virginia Tech	57 69	192	A George Washington	45 46	
24	H Buffalo	72 59				85	H Northeastern	79 84	193	A Saint Louis	65 68	
						87	H Toledo	70 49	198	H Massachusetts	75 47	
									210	A St. Bonaventure	62 49	
									223	A Rhode Island	74 62	
									245	H Colgate	67 58	
									253	H Richmond	71 50	
									266	H Saint Joseph's	72 65	
									283	H La Salle	84 45	
									339	H Evansville	69 30	
LAST 12 Division I GAMES:												
253	H Richmond	71 50	192	A George Washington	45 46							
223	A Rhode Island	74 62	198	H Massachusetts	75 47							
266	H Saint Joseph's	72 65	283	H La Salle	84 45							
193	A Saint Louis	65 68	48	N Georgia Tech	85 66							
135	H Fordham	72 50	67	N Virginia Tech	57 69							
210	A St. Bonaventure	62 49	339	H Evansville	69 30							

Non-Div I Games:

Dayton

■ Loss, 
 ■ Non-Conf, 
 ■ S Site, 
 ■ H Home 
 ■ A Away 
 N Neutral

Average RPI Win:	132	WON-LOST	WINNING	LAST 10	STRENGTH OF	OPP. STRENGTH	TEAM	ADJ.	CONF.	ADJ CONF.
Average RPI Loss:	38	RECORD	PCT. RANK	GAMES	SCHEDULE	OF SCHEDULE	RPI	RPI	RPI	RPI
DIV. I ONLY	16- 7	73	1- 0	38	14	36	36	6	6	
DIV. I NON-CONF.	9- 3	61	0- 0	101	11	43	43	4	4	
TOTALS	RPI 1-25	RPI 26-50	W-L RECORDS	RPI 51-100	RPI 101-150	RPI 150+				
16- 7	0- 5	3- 0	OVERALL	6- 0	1- 2	6- 0				
8- 4	0- 2	1- 0	HOME	3- 0	1- 2	3- 0				
6- 2	0- 2	2- 0	AWAY	1- 0	0- 0	3- 0				
2- 1	0- 1	0- 0	NEUTRAL	2- 0	0- 0	0- 0				
9- 3	0- 3	0- 0	NON-CONFERENCE	4- 0	0- 0	5- 0				
5- 1	0- 1	0- 0	HOME	2- 0	0- 0	3- 0				
2- 1	0- 1	0- 0	AWAY	0- 0	0- 0	2- 0				
2- 1	0- 1	0- 0	NEUTRAL	2- 0	0- 0	0- 0				
7- 4	0- 2	3- 0	CONFERENCE	2- 0	1- 2	1- 0				
3- 3	0- 1	1- 0	HOME	1- 0	1- 2	0- 0				
4- 1	0- 1	2- 0	AWAY	1- 0	0- 0	1- 0				
0- 0	0- 0	0- 0	NEUTRAL	0- 0	0- 0	0- 0				

RPI 1-25				RPI 26-50				Team's RPI: 36	RPI 51-100				RPI 101+			
RPI	S	Opponent	Score	RPI	S	Opponent	Score		RPI	S	Opponent	Score	RPI	S	Opponent	Score
1	H	Notre Dame	77 101	42	A	Villanova	66 59		55	N	Kansas St.	79 59	110	H	Seton Hall	73 84
6	A	UConn	63 99	42	H	Villanova	93 70		65	H	Green Bay	73 64	119	H	St. John's (NY)	73 64
8	N	Syracuse	81 83	45	A	Butler	86 78		82	H	Northwestern	76 60	120	H	Creighton	82 85
9	A	Marquette	63 96						90	A	Georgetown	69 64	156	A	Oklahoma	87 76
9	H	Marquette	87 93						93	N	Princeton	82 67	171	A	Xavier	73 71
									97	H	Providence	88 62	172	H	Temple	102 88
													248	A	Loyola Chicago	102 76
													290	H	Tennessee St.	95 73
													348	H	Savannah St.	124 61
LAST 12 Division I GAMES:																
42	H	Villanova	93 70	42	A	Villanova	66 59		90	A	Georgetown	69 64				
9	H	Marquette	87 93	9	A	Marquette	63 96		97	H	Providence	88 62				
171	A	Xavier	73 71	45	A	Butler	86 78		120	H	Creighton	82 85				
45	A	Butler	86 78	110	H	Seton Hall	73 84		248	A	Loyola Chicago	102 76				
119	H	St. John's (NY)	73 64													

Non-Div I Games:

DePaul

■ Loss, 
 ■ Non-Conf, S Site, 
 ■ Home 
 ■ Away 
 N Neutral

Delaware

Through Games Of Feb. 9, 2019

Average RPI Win:	238	WON-LOST	WINNING	LAST 10	STRENGTH OF	OPP. STRENGTH	TEAM	ADJ.	CONF.	ADJ CONF.
Average RPI Loss:	97	RECORD	PCT. RANK	GAMES	SCHEDULE	OF SCHEDULE	RPI	RPI	RPI	RPI
DIV. I ONLY	10- 11	180	1- 0	89	204	154	154	10	10	
DIV. I NON-CONF.	5- 7	206	1- 0	116	287	192	192	10	10	
TOTALS	RPI 1-25	RPI 26-50	W-L RECORDS	RPI 51-100	RPI 101-150	RPI 150+				
10- 11	0- 2	0- 1	OVERALL	0- 3	1- 4	9- 1				
4- 5	0- 2	0- 1	HOME	0- 1	1- 1	3- 0				
4- 4	0- 0	0- 0	AWAY	0- 2	0- 1	4- 1				
2- 2	0- 0	0- 0	NEUTRAL	0- 0	0- 2	2- 0				
5- 7	0- 2	0- 0	NON-CONFERENCE	0- 1	0- 3	5- 1				
2- 2	0- 2	0- 0	HOME	0- 0	0- 0	2- 0				
1- 3	0- 0	0- 0	AWAY	0- 1	0- 1	1- 1				
2- 2	0- 0	0- 0	NEUTRAL	0- 0	0- 2	2- 0				
5- 4	0- 0	0- 1	CONFERENCE	0- 2	1- 1	4- 0				
2- 3	0- 0	0- 1	HOME	0- 1	1- 1	1- 0				
3- 1	0- 0	0- 0	AWAY	0- 1	0- 0	3- 0				
0- 0	0- 0	0- 0	NEUTRAL	0- 0	0- 0	0- 0				

RPI 1-25				RPI 26-50				RPI 51-100				RPI 101+ Team's RPI: 154			
RPI	S	Opponent	Score	RPI	S	Opponent	Score	RPI	S	Opponent	Score	RPI	S	Opponent	Score
14	H	UCF	60 71	34	H	James Madison	43 68	83	H	Drexel	40 57	115	H	Towson	48 56
19	H	Maryland	53 77					84	A	UNI	67 79	116	H	UNCW	65 53
								85	A	Northeastern	62 75	138	N	Montana St.	60 69
												144	A	Boston U.	61 72
												146	N	Bradley	47 59
												162	A	William & Mary	70 59
												181	N	Nicholls St.	71 56
												200	A	Elon	74 63
												206	A	George Mason	46 72
												256	A	Hofstra	78 59
												260	H	Gardner-Webb	69 45
												266	H	Saint Joseph's	48 39
												281	H	Col. of Charleston	74 50
												310	N	Lafayette	65 47
												345	A	Delaware St.	85 77
LAST 12 Division I GAMES:															
310	N	Lafayette	65 47	85	A	Northeastern	62 75								
181	N	Nicholls St.	71 56	256	A	Hofstra	78 59								
200	A	Elon	74 63	83	H	Drexel	40 57								
162	A	William & Mary	70 59	115	H	Towson	48 56								
281	H	Col. of Charleston	74 50	34	H	James Madison	43 68								
116	H	UNCW	65 53	266	H	Saint Joseph's	48 39								

Non-Div I Games:

Delaware

Loss, Non-Conf, S Site, H Home A Away N Neutral

Average RPI Win:	345	WON-LOST	WINNING	LAST 10	STRENGTH OF	OPP. STRENGTH	TEAM	ADJ.	CONF.	ADJ CONF.
Average RPI Loss:	217	RECORD	PCT. RANK	GAMES	SCHEDULE	OF SCHEDULE	RPI	RPI	RPI	RPI
DIV. I ONLY	2- 17	336	0- 1	294	348	345	345	32	32	
DIV. I NON-CONF.	0- 9	336	0- 0	133	242	327	327	32	32	
TOTALS	RPI 1-25	RPI 26-50	W-L RECORDS	RPI 51-100	RPI 101-150	RPI 150+				
2- 17	0- 0	0- 1	OVERALL	0- 0	0- 2	2- 14				
2- 5	0- 0	0- 1	HOME	0- 0	0- 0	2- 4				
0- 12	0- 0	0- 0	AWAY	0- 0	0- 2	0- 10				
0- 0	0- 0	0- 0	NEUTRAL	0- 0	0- 0	0- 0				
0- 9	0- 0	0- 1	NON-CONFERENCE	0- 0	0- 2	0- 6				
0- 2	0- 0	0- 1	HOME	0- 0	0- 0	0- 1				
0- 7	0- 0	0- 0	AWAY	0- 0	0- 2	0- 5				
0- 0	0- 0	0- 0	NEUTRAL	0- 0	0- 0	0- 0				
2- 8	0- 0	0- 0	CONFERENCE	0- 0	0- 0	2- 8				
2- 3	0- 0	0- 0	HOME	0- 0	0- 0	2- 3				
0- 5	0- 0	0- 0	AWAY	0- 0	0- 0	0- 5				
0- 0	0- 0	0- 0	NEUTRAL	0- 0	0- 0	0- 0				

RPI 1-25			RPI 26-50			RPI 51-100			RPI 101+			Team's RPI: 345
RPI	S	Opponent	Score	RPI	S	Opponent	Score	RPI	S	Opponent	Score	
				34	H	James Madison	57 103					
								114	A	VCU	55 97	
								119	A	St. John's (NY)	44 82	
								154	H	Delaware	77 85	
								171	A	Xavier	59 80	
								172	A	Temple	61 75	
								218	A	Robert Morris	63 64	
								224	A	Marshall	63 75	
								227	A	Howard	62 78	
								233	A	N.C. A&T	49 72	
								233	H	N.C. A&T	47 67	
								257	A	Bethune-Cookman	55 67	
								272	A	Norfolk St.	50 63	
								277	A	Cornell	59 94	
								301	H	South Carolina St.	60 63	
								327	H	Coppin St.	57 71	
								342	H	N.C. Central	71 61	
								348	H	Savannah St.	66 58	
								349	A	Florida A&M	52 57	
LAST 12 Division I GAMES:												
				233	A	N.C. A&T	49 72					
				301	H	South Carolina St.	60 63					
				348	H	Savannah St.	66 58					
				227	A	Howard	62 78					
				349	A	Florida A&M	52 57					
				257	A	Bethune-Cookman	55 67					
								342	H	N.C. Central	71 61	
								233	H	N.C. A&T	47 67	
								327	H	Coppin St.	57 71	
								272	A	Norfolk St.	50 63	
								114	A	VCU	55 97	
								224	A	Marshall	63 75	

Non-Div I Games: Post 65 53 Cheyney 79 59

Delaware St.

Loss, Non-Conf, S Site, H Home A Away N Neutral

Average RPI Win:	201	WON-LOST	WINNING	LAST 10	STRENGTH OF	OPP. STRENGTH	TEAM	ADJ.	CONF.	ADJ CONF.
Average RPI Loss:	158	RECORD	PCT. RANK	GAMES	SCHEDULE	OF SCHEDULE	RPI	RPI	RPI	RPI
DIV. I ONLY	13- 11	151	1- 0	216	160	170	170	18	18	
DIV. I NON-CONF.	7- 6	153	0- 0	182	135	163	163	19	19	
TOTALS	RPI 1-25	RPI 26-50	W-L RECORDS	RPI 51-100	RPI 101-150	RPI 150+				
13- 11	0- 0	1- 3	OVERALL	3- 0	0- 2	9- 6				
10- 2	0- 0	1- 1	HOME	3- 0	0- 0	6- 1				
3- 9	0- 0	0- 2	AWAY	0- 0	0- 2	3- 5				
0- 0	0- 0	0- 0	NEUTRAL	0- 0	0- 0	0- 0				
7- 6	0- 0	0- 1	NON-CONFERENCE	3- 0	0- 2	4- 3				
6- 1	0- 0	0- 0	HOME	3- 0	0- 0	3- 1				
1- 5	0- 0	0- 1	AWAY	0- 0	0- 2	1- 2				
0- 0	0- 0	0- 0	NEUTRAL	0- 0	0- 0	0- 0				
6- 5	0- 0	1- 2	CONFERENCE	0- 0	0- 0	5- 3				
4- 1	0- 0	1- 1	HOME	0- 0	0- 0	3- 0				
2- 4	0- 0	0- 1	AWAY	0- 0	0- 0	2- 3				
0- 0	0- 0	0- 0	NEUTRAL	0- 0	0- 0	0- 0				

RPI S	Opponent	Score	RPI S	Opponent	Score	RPI S	Opponent	Score	RPI S	Opponent	Score	Team's RPI: 170
28	A South Dakota St.	59 76	28	H South Dakota St.	67 83	57	H Lamar University	117 110	106	A Nebraska	71 96	
38	H South Dakota	104 99	94	H American	83 54	107	A Northern Colo.	66 74	166	A New Mexico St.	64 66	
50	A Wyoming	74 78	99	H Loyola Marymount	104 75	178	A Oral Roberts	66 74	178	H Oral Roberts	93 76	
LAST 12 Division I GAMES:												
319	A North Dakota St.	87 67	28	A South Dakota St.	59 76	210	H St. Bonaventure	76 62	216	A Western Ill.	78 87	
178	A Oral Roberts	66 74	226	H North Dakota	87 66	226	H North Dakota	87 66	226	H North Dakota	87 66	
28	H South Dakota St.	67 83	38	H South Dakota	104 99	239	H UMKC	92 75	249	A Colorado St.	79 84	
334	A Purdue Fort Wayne	55 70	216	A Western Ill.	78 87	250	H Air Force	92 66	270	A Southern Utah	71 70	
178	H Oral Roberts	93 76	317	A Omaha	95 68	271	H Samford	83 87	317	A Omaha	95 68	
319	H North Dakota St.	81 54	249	A Colorado St.	79 84	319	A North Dakota St.	87 67	319	H North Dakota St.	81 54	
						334	A Purdue Fort Wayne	55 70				

Non-Div I Games:

Denver

■ Loss, 
 ■ Non-Conf, 
 ■ S Site, 
 ■ H Home 
 ■ A Away 
 N Neutral

Detroit Mercy

Through Games Of Feb. 9, 2019

Average RPI Win:	319	WON-LOST	WINNING	LAST 10	STRENGTH OF	OPP. STRENGTH	TEAM	ADJ.	CONF.	ADJ CONF.
Average RPI Loss:	185	RECORD	PCT. RANK	GAMES	SCHEDULE	OF SCHEDULE	RPI	RPI	RPI	RPI
DIV. I ONLY	2- 20	343	0- 1	298	215	336	336	21	21	
DIV. I NON-CONF.	1- 9	326	0- 0	268	220	325	325	17	17	
TOTALS	RPI 1-25	RPI 26-50	W-L RECORDS	RPI 51-100	RPI 101-150	RPI 150+				
2- 20	0- 0	0- 0	OVERALL	0- 5	0- 4	2- 11				
0- 8	0- 0	0- 0	HOME	0- 2	0- 1	0- 5				
2- 12	0- 0	0- 0	AWAY	0- 3	0- 3	2- 6				
0- 0	0- 0	0- 0	NEUTRAL	0- 0	0- 0	0- 0				
1- 9	0- 0	0- 0	NON-CONFERENCE	0- 3	0- 1	1- 5				
0- 3	0- 0	0- 0	HOME	0- 1	0- 0	0- 2				
1- 6	0- 0	0- 0	AWAY	0- 2	0- 1	1- 3				
0- 0	0- 0	0- 0	NEUTRAL	0- 0	0- 0	0- 0				
1- 11	0- 0	0- 0	CONFERENCE	0- 2	0- 3	1- 6				
0- 5	0- 0	0- 0	HOME	0- 1	0- 1	0- 3				
1- 6	0- 0	0- 0	AWAY	0- 1	0- 2	1- 3				
0- 0	0- 0	0- 0	NEUTRAL	0- 0	0- 0	0- 0				

RPI S	Opponent	Score	RPI S	Opponent	Score	RPI S	Opponent	Score	RPI S	Opponent	Score	Team's RPI: 336
59	A Michigan	62 95	61	H Miami (OH)	59 78	101	A Ohio St.	41 55	124	A IUPUI	47 82	
65	H Green Bay	40 65	77	A Wright St.	59 78	127	A Youngstown St.	45 91	127	H Youngstown St.	59 85	
87	A Toledo	60 77				185	A Eastern Mich.	53 60	189	H Milwaukee	44 62	
						231	A Bowling Green	73 79	248	A Loyola Chicago	43 52	
						269	A Cleveland St.	51 67	269	H Cleveland St.	49 67	
						279	A Northern Ky.	56 68	285	H Western Mich.	44 54	
						304	A Oakland	67 74	304	H Oakland	65 76	
						307	A Manhattan	58 56	317	H Omaha	42 51	
						331	A UIC	42 36				
LAST 12 Division I GAMES:												
304	H Oakland	65 76	65	H Green Bay	40 65							
127	A Youngstown St.	45 91	331	A UIC	42 36							
269	A Cleveland St.	51 67	124	A IUPUI	47 82							
77	A Wright St.	59 78	304	A Oakland	67 74							
279	A Northern Ky.	56 68	269	H Cleveland St.	49 67							
189	H Milwaukee	44 62	127	H Youngstown St.	59 85							

Non-Div I Games: Mich.-Dearborn 68 60

Detroit Mercy

Loss, Non-Conf, S Site, H Home A Away N Neutral

## Drake

Through Games Of Feb. 9, 2019

Average RPI Win:	163	WON-LOST	WINNING	LAST 10	STRENGTH OF	OPP. STRENGTH	TEAM	ADJ.	CONF.	ADJ CONF.
Average RPI Loss:	22	RECORD	PCT. RANK	GAMES	SCHEDULE	OF SCHEDULE	RPI	RPI	RPI	RPI
DIV. I ONLY	16- 5	42	1- 0	42	73	22	22	13	13	
DIV. I NON-CONF.	7- 4	109	1- 0	6	2	12	12	14	14	
TOTALS	RPI 1-25	RPI 26-50	W-L RECORDS	RPI 51-100	RPI 101-150	RPI 150+				
16- 5	2- 3	1- 1	OVERALL	1- 1	3- 0	9- 0				
5- 2	0- 1	1- 0	HOME	0- 1	0- 0	4- 0				
9- 2	0- 1	0- 1	AWAY	1- 0	3- 0	5- 0				
2- 1	2- 1	0- 0	NEUTRAL	0- 0	0- 0	0- 0				
7- 4	2- 3	1- 1	NON-CONFERENCE	0- 0	2- 0	2- 0				
2- 1	0- 1	1- 0	HOME	0- 0	0- 0	1- 0				
3- 2	0- 1	0- 1	AWAY	0- 0	2- 0	1- 0				
2- 1	2- 1	0- 0	NEUTRAL	0- 0	0- 0	0- 0				
9- 1	0- 0	0- 0	CONFERENCE	1- 1	1- 0	7- 0				
3- 1	0- 0	0- 0	HOME	0- 1	0- 0	3- 0				
6- 0	0- 0	0- 0	AWAY	1- 0	1- 0	4- 0				
0- 0	0- 0	0- 0	NEUTRAL	0- 0	0- 0	0- 0				

RPI S	Opponent	Score	RPI S	Opponent	Score	RPI S	Opponent	Score	RPI S	Opponent	Score
1 N	Notre Dame	64 82	28 A	South Dakota St.	71 80	60 H	Missouri St.	79 85	106 A	Nebraska	83 77
11 A	Iowa St.	81 86	38 H	South Dakota	76 64	84 A	UNI	88 64	120 A	Creighton	85 69
12 H	Iowa	82 91							146 A	Bradley	92 63
15 N	Rutgers	69 59							155 H	CSUN	73 63
16 N	South Carolina	90 85							163 H	Southern Ill.	94 66
									174 A	Indiana St.	70 68
									195 A	Illinois St.	82 64
									216 A	Western Ill.	98 71
									248 H	Loyola Chicago	69 60
									293 A	Valparaiso	88 62
									293 H	Valparaiso	84 53
									339 A	Evansville	78 47
LAST 12 Division I GAMES:											
16 N	South Carolina	90 85	174 A	Indiana St.	70 68						
1 N	Notre Dame	64 82	84 A	UNI	88 64						
293 A	Valparaiso	88 62	293 H	Valparaiso	84 53						
163 H	Southern Ill.	94 66	248 H	Loyola Chicago	69 60						
60 H	Missouri St.	79 85	195 A	Illinois St.	82 64						
339 A	Evansville	78 47	146 A	Bradley	92 63						

Non-Div I Games: Clarke 91 43

Drake

■ Loss, 
 ■ Non-Conf, S Site, 
 ■ Home 
 ■ Away 
 N Neutral

Average RPI Win:	215	WON-LOST	WINNING	LAST 10	STRENGTH OF	OPP. STRENGTH	TEAM	ADJ.	CONF.	ADJ CONF.
Average RPI Loss:	73	RECORD	PCT. RANK	GAMES	SCHEDULE	OF SCHEDULE	RPI	RPI	RPI	RPI
DIV. I ONLY	15- 5	45	1- 0	137	179	83	83	10	10	
DIV. I NON-CONF.	8- 3	72	1- 0	166	256	101	101	10	10	
TOTALS	RPI 1-25	RPI 26-50	W-L RECORDS	RPI 51-100	RPI 101-150	RPI 150+				
15- 5	0- 0	0- 1	OVERALL	2- 3	1- 1	12- 0				
5- 4	0- 0	0- 1	HOME	1- 2	1- 1	3- 0				
9- 0	0- 0	0- 0	AWAY	1- 0	0- 0	8- 0				
1- 1	0- 0	0- 0	NEUTRAL	0- 1	0- 0	1- 0				
8- 3	0- 0	0- 0	NON-CONFERENCE	1- 3	0- 0	7- 0				
3- 2	0- 0	0- 0	HOME	1- 2	0- 0	2- 0				
4- 0	0- 0	0- 0	AWAY	0- 0	0- 0	4- 0				
1- 1	0- 0	0- 0	NEUTRAL	0- 1	0- 0	1- 0				
7- 2	0- 0	0- 1	CONFERENCE	1- 0	1- 1	5- 0				
2- 2	0- 0	0- 1	HOME	0- 0	1- 1	1- 0				
5- 0	0- 0	0- 0	AWAY	1- 0	0- 0	4- 0				
0- 0	0- 0	0- 0	NEUTRAL	0- 0	0- 0	0- 0				

RPI 1-25				RPI 26-50				RPI 51-100				Team's RPI: 83		RPI 101+			
RPI	S	Opponent	Score	RPI	S	Opponent	Score	RPI	S	Opponent	Score		RPI	S	Opponent	Score	
				34	H	James Madison	35 51	51	H	Bucknell	64 42		115	H	Towson	54 55	
								68	H	Quinnipiac	52 56		116	H	UNCW	67 55	
								73	H	Penn	39 55		154	A	Delaware	57 40	
								77	N	Wright St.	63 71		162	A	William & Mary	62 58	
								85	A	Northeastern	61 59		200	A	Elon	59 44	
													253	A	Richmond	58 35	
													256	A	Hofstra	61 49	
													260	H	Gardner-Webb	65 48	
													266	H	Saint Joseph's	51 34	
													275	A	Vermont	60 44	
													278	N	Siena	51 39	
													281	H	Col. of Charleston	76 53	
													283	A	La Salle	58 43	
													307	A	Manhattan	53 39	
LAST 12 Division I GAMES:																	
				275	A	Vermont	60 44	85	A	Northeastern	61 59						
				162	A	William & Mary	62 58	154	A	Delaware	57 40						
				200	A	Elon	59 44	34	H	James Madison	35 51						
				116	H	UNCW	67 55	115	H	Towson	54 55						
				281	H	Col. of Charleston	76 53	253	A	Richmond	58 35						
				256	A	Hofstra	61 49	73	H	Penn	39 55						

Non-Div I Games:

Drexel



Average RPI Win:	139	WON-LOST	WINNING	LAST 10	STRENGTH OF	OPP. STRENGTH	TEAM	ADJ.	CONF.	ADJ CONF.
Average RPI Loss:	46	RECORD	PCT. RANK	GAMES	SCHEDULE	OF SCHEDULE	RPI	RPI	RPI	RPI
DIV. I ONLY	11- 11	163	0- 1	19	8	66	66	1	1	
DIV. I NON-CONF.	8- 4	91	0- 1	87	47	54	54	1	1	
TOTALS	RPI 1-25	RPI 26-50	W-L RECORDS	RPI 51-100	RPI 101-150	RPI 150+				
11- 11	0- 5	1- 3	OVERALL	2- 1	3- 2	5- 0				
7- 3	0- 3	0- 0	HOME	1- 0	3- 0	3- 0				
3- 6	0- 2	1- 2	AWAY	1- 1	0- 1	1- 0				
1- 2	0- 0	0- 1	NEUTRAL	0- 0	0- 1	1- 0				
8- 4	0- 0	0- 2	NON-CONFERENCE	2- 1	1- 1	5- 0				
5- 0	0- 0	0- 0	HOME	1- 0	1- 0	3- 0				
2- 2	0- 0	0- 1	AWAY	1- 1	0- 0	1- 0				
1- 2	0- 0	0- 1	NEUTRAL	0- 0	0- 1	1- 0				
3- 7	0- 5	1- 1	CONFERENCE	0- 0	2- 1	0- 0				
2- 3	0- 3	0- 0	HOME	0- 0	2- 0	0- 0				
1- 4	0- 2	1- 1	AWAY	0- 0	0- 1	0- 0				
0- 0	0- 0	0- 0	NEUTRAL	0- 0	0- 0	0- 0				

RPI S Opponent	Score	RPI S Opponent	Score	RPI S Opponent	Score	RPI S Opponent	Score
3 H Louisville	51 73	27 A North Carolina	85 69	71 H FGCU	57 41	108 H Wake Forest	66 52
8 H Syracuse	55 64	31 N Missouri	54 62	75 A Maine	66 63	109 A Boston College	90 92
10 A NC State	51 63	33 A Oregon St.	57 71	82 A Northwestern	58 84	126 H Pittsburgh	74 55
18 A Florida St.	62 66	48 A Georgia Tech	64 70			143 N Washington	64 71
21 H Miami (FL)	50 58					148 H Marist	64 56
						180 A Wisconsin	60 53
						182 N Ball St.	79 62
						200 H Elon	81 64
						202 H East Carolina	83 66
						212 H UNLV	66 38
LAST 12 Division I GAMES:							
31 N Missouri	54 62	108 H Wake Forest	66 52				
182 N Ball St.	79 62	18 A Florida St.	62 66				
27 A North Carolina	85 69	21 H Miami (FL)	50 58				
126 H Pittsburgh	74 55	48 A Georgia Tech	64 70				
109 A Boston College	90 92	3 H Louisville	51 73				
8 H Syracuse	55 64	10 A NC State	51 63				

Non-Div I Games:

Duke

Average RPI Win:	209	WON-LOST	WINNING	LAST 10	STRENGTH OF	OPP. STRENGTH	TEAM	ADJ.	CONF.	ADJ CONF.
Average RPI Loss:	111	RECORD	PCT. RANK	GAMES	SCHEDULE	OF SCHEDULE	RPI	RPI	RPI	RPI
DIV. I ONLY	11- 11	163	0- 1	176	89	159	159	17	17	
DIV. I NON-CONF.	6- 7	172	0- 0	104	18	123	123	16	16	
TOTALS	RPI 1-25	RPI 26-50	W-L RECORDS	RPI 51-100	RPI 101-150	RPI 150+				
11- 11	0- 2	0- 2	OVERALL	1- 1	1- 3	9- 3				
5- 4	0- 1	0- 0	HOME	0- 0	0- 2	5- 1				
6- 5	0- 0	0- 2	AWAY	1- 1	1- 1	4- 1				
0- 2	0- 1	0- 0	NEUTRAL	0- 0	0- 0	0- 1				
6- 7	0- 2	0- 2	NON-CONFERENCE	1- 1	1- 1	4- 1				
3- 2	0- 1	0- 0	HOME	0- 0	0- 1	3- 0				
3- 3	0- 0	0- 2	AWAY	1- 1	1- 0	1- 0				
0- 2	0- 1	0- 0	NEUTRAL	0- 0	0- 0	0- 1				
5- 4	0- 0	0- 0	CONFERENCE	0- 0	0- 2	5- 2				
2- 2	0- 0	0- 0	HOME	0- 0	0- 1	2- 1				
3- 2	0- 0	0- 0	AWAY	0- 0	0- 1	3- 1				
0- 0	0- 0	0- 0	NEUTRAL	0- 0	0- 0	0- 0				

RPI 1-25				RPI 26-50				RPI 51-100				RPI 101+ Team's RPI: 159			
RPI	S	Opponent	Score	RPI	S	Opponent	Score	RPI	S	Opponent	Score	RPI	S	Opponent	Score
8	N	Syracuse	71 87	29	A	Texas	41 78	87	A	Toledo	52 65	121	A	Penn St.	64 58
14	H	UCF	63 71	41	A	TCU	48 61	87	A	Kent St.	77 72	126	H	Pittsburgh	58 66
												135	A	Fordham	46 57
												149	H	Davidson	47 62
												172	H	Temple	54 53
												192	H	George Washington	54 55
												198	A	Massachusetts	66 69
												206	A	George Mason	60 57
												210	A	St. Bonaventure	60 54
												214	A	Saint Francis (PA)	93 73
												237	N	Liberty	51 55
												243	H	Mt. St. Mary's	73 64
												247	H	ETSU	66 58
												253	H	Richmond	80 54
												266	H	Saint Joseph's	81 73
												283	A	La Salle	66 62
LAST 12 Division I GAMES:															
198	A	Massachusetts	66 69	206	A	George Mason	60 57								
135	A	Fordham	46 57	149	H	Davidson	47 62								
192	H	George Washington	54 55	210	A	St. Bonaventure	60 54								
283	A	La Salle	66 62	172	H	Temple	54 53								
253	H	Richmond	80 54	126	H	Pittsburgh	58 66								
266	H	Saint Joseph's	81 73	237	N	Liberty	51 55								

Non-Div I Games:

Duquesne

■ Loss, 
 ■ Non-Conf, 
 ■ S Site, 
 ■ H Home 
 ■ A Away 
 N Neutral

Average RPI Win:	239	WON-LOST	WINNING	LAST 10	STRENGTH OF	OPP. STRENGTH	TEAM	ADJ.	CONF.	ADJ CONF.
Average RPI Loss:	119	RECORD	PCT. RANK	GAMES	SCHEDULE	OF SCHEDULE	RPI	RPI	RPI	RPI
DIV. I ONLY	7- 17	285	0- 2	91	158	247	247	27	27	
DIV. I NON-CONF.	2- 14	319	0- 2	31	113	238	238	25	25	
TOTALS	RPI 1-25	RPI 26-50	W-L RECORDS	RPI 51-100	RPI 101-150	RPI 150+				
7- 17	0- 3	0- 0	OVERALL	0- 4	2- 5	5- 5				
7- 4	0- 0	0- 0	HOME	0- 1	2- 2	5- 1				
0- 10	0- 1	0- 0	AWAY	0- 3	0- 2	0- 4				
0- 3	0- 2	0- 0	NEUTRAL	0- 0	0- 1	0- 0				
2- 14	0- 3	0- 0	NON-CONFERENCE	0- 4	1- 4	1- 3				
2- 4	0- 0	0- 0	HOME	0- 1	1- 2	1- 1				
0- 7	0- 1	0- 0	AWAY	0- 3	0- 1	0- 2				
0- 3	0- 2	0- 0	NEUTRAL	0- 0	0- 1	0- 0				
5- 3	0- 0	0- 0	CONFERENCE	0- 0	1- 1	4- 2				
5- 0	0- 0	0- 0	HOME	0- 0	1- 0	4- 0				
0- 3	0- 0	0- 0	AWAY	0- 0	0- 1	0- 2				
0- 0	0- 0	0- 0	NEUTRAL	0- 0	0- 0	0- 0				

RPI	S	Opponent	Score
15	N	Rutgers	44 <b>68</b>
16	N	South Carolina	55 <b>101</b>
23	A	Michigan St.	53 <b>75</b>

RPI	S	Opponent	Score
-----	---	----------	-------

RPI	S	Opponent	Score
64	A	Tennessee	61 <b>80</b>
81	H	Troy	66 <b>84</b>
89	A	Cincinnati	64 <b>77</b>
95	A	Radford	64 <b>79</b>

RPI	S	Opponent	Score	Team's RPI:	247
111	A	South Alabama	74 <b>81</b>		
112	H	Houston	77 <b>84</b>		
130	N	Western Ky.	68 <b>82</b>		
132	H	High Point	65 <b>73</b>		
141	H	Appalachian St.	95 64		
145	A	Chattanooga	67 <b>76</b>		
145	H	Chattanooga	64 54		
151	A	Mercer	41 <b>64</b>		
159	A	Duquesne	58 <b>66</b>		
194	A	UNC Asheville	55 <b>56</b>		
221	H	Furman	75 70		
233	H	N.C. A&T	61 56		
237	H	Liberty	86 <b>89</b>		
271	A	Samford	58 <b>79</b>		
286	H	Wofford	92 79		
313	H	UNC Greensboro	85 76		
337	H	Western Caro.	88 80		

## LAST 12 Division I GAMES:

15	N	Rutgers	44 <b>68</b>	271	A	Samford	58 <b>79</b>
130	N	Western Ky.	68 <b>82</b>	286	H	Wofford	92 79
145	H	Chattanooga	64 54	221	H	Furman	75 70
337	H	Western Caro.	88 80	145	A	Chattanooga	67 <b>76</b>
313	H	UNC Greensboro	85 76	132	H	High Point	65 <b>73</b>
151	A	Mercer	41 <b>64</b>	64	A	Tennessee	61 <b>80</b>

Non-Div I Games:

ETSU

■ Loss, 
 ■ Non-Conf, 
 ■ S Site, 
 ■ H Home 
 ■ A Away 
 N Neutral

# East Carolina

Through Games Of Feb. 9, 2019

Average RPI Win:	247	WON-LOST	WINNING	LAST 10	STRENGTH OF	OPP. STRENGTH	TEAM	ADJ.	CONF.	ADJ CONF.
Average RPI Loss:	133	RECORD	PCT. RANK	GAMES	SCHEDULE	OF SCHEDULE	RPI	RPI	RPI	RPI
DIV. I ONLY	12- 11	158	1- 0	230	177	202	202	9	9	
DIV. I NON-CONF.	9- 4	85	0- 0	310	268	201	201	9	9	
TOTALS	RPI 1-25	RPI 26-50	W-L RECORDS	RPI 51-100	RPI 101-150	RPI 150+				
12- 11	0- 2	0- 0	OVERALL	0- 1	2- 2	10- 6				
10- 3	0- 1	0- 0	HOME	0- 0	2- 1	8- 1				
0- 8	0- 1	0- 0	AWAY	0- 1	0- 1	0- 5				
2- 0	0- 0	0- 0	NEUTRAL	0- 0	0- 0	2- 0				
9- 4	0- 0	0- 0	NON-CONFERENCE	0- 1	1- 1	8- 2				
7- 1	0- 0	0- 0	HOME	0- 0	1- 1	6- 0				
0- 3	0- 0	0- 0	AWAY	0- 1	0- 0	0- 2				
2- 0	0- 0	0- 0	NEUTRAL	0- 0	0- 0	2- 0				
3- 7	0- 2	0- 0	CONFERENCE	0- 0	1- 1	2- 4				
3- 2	0- 1	0- 0	HOME	0- 0	1- 0	2- 1				
0- 5	0- 1	0- 0	AWAY	0- 0	0- 1	0- 3				
0- 0	0- 0	0- 0	NEUTRAL	0- 0	0- 0	0- 0				

RPI 1-25				RPI 26-50				RPI 51-100				RPI 101+ Team's RPI: 202			
RPI	S	Opponent	Score	RPI	S	Opponent	Score	RPI	S	Opponent	Score	RPI	S	Opponent	Score
6	A	UConn	55 118					66	A	Duke	66 83	108	H	Wake Forest	70 61
14	H	UCF	58 61									116	H	UNCW	68 71
												133	A	Tulane	57 68
												133	H	Tulane	63 61
												153	A	Charlotte	46 52
												158	H	Tulsa	55 75
												162	A	William & Mary	43 63
												172	A	Temple	62 84
												177	H	UMES	84 69
												213	H	Monmouth	73 67
												229	A	Memphis	46 58
												229	H	Memphis	68 59
												237	H	Liberty	66 63
												251	A	Wichita St.	47 57
												251	H	Wichita St.	78 56
												299	H	Kennesaw St.	68 56
												301	N	South Carolina St.	71 63
												338	H	Grand Canyon	59 47
												340	H	USC Upstate	63 53
												341	N	Longwood	61 52
LAST 12 Division I GAMES:															
229	H	Memphis	68 59	229	A	Memphis	46 58								
6	A	UConn	55 118	158	H	Tulsa	55 75								
133	H	Tulane	63 61	251	H	Wichita St.	78 56								
251	A	Wichita St.	47 57	133	A	Tulane	57 68								
172	A	Temple	62 84	116	H	UNCW	68 71								
14	H	UCF	58 61	66	A	Duke	66 83								

Non-Div I Games:

East Carolina

Loss, Non-Conf, S Site, H Home A Away N Neutral

Average RPI Win:	251	WON-LOST	WINNING	LAST 10	STRENGTH OF	OPP. STRENGTH	TEAM	ADJ.	CONF.	ADJ CONF.
Average RPI Loss:	184	RECORD	PCT. RANK	GAMES	SCHEDULE	OF SCHEDULE	RPI	RPI	RPI	RPI
DIV. I ONLY	7- 13	250	1- 0	223	303	268	268	22	22	
DIV. I NON-CONF.	3- 5	227	0- 0	190	254	213	213	21	21	
TOTALS	RPI 1-25	RPI 26-50	W-L RECORDS	RPI 51-100	RPI 101-150	RPI 150+				
7- 13	0- 0	0- 1	OVERALL	0- 1	1- 4	6- 7				
5- 3	0- 0	0- 0	HOME	0- 0	1- 1	4- 2				
1- 10	0- 0	0- 1	AWAY	0- 1	0- 3	1- 5				
1- 0	0- 0	0- 0	NEUTRAL	0- 0	0- 0	1- 0				
3- 5	0- 0	0- 1	NON-CONFERENCE	0- 1	0- 1	3- 2				
2- 0	0- 0	0- 0	HOME	0- 0	0- 0	2- 0				
0- 5	0- 0	0- 1	AWAY	0- 1	0- 1	0- 2				
1- 0	0- 0	0- 0	NEUTRAL	0- 0	0- 0	1- 0				
4- 8	0- 0	0- 0	CONFERENCE	0- 0	1- 3	3- 5				
3- 3	0- 0	0- 0	HOME	0- 0	1- 1	2- 2				
1- 5	0- 0	0- 0	AWAY	0- 0	0- 2	1- 3				
0- 0	0- 0	0- 0	NEUTRAL	0- 0	0- 0	0- 0				

RPI S	Opponent	Score	RPI S	Opponent	Score	RPI S	Opponent	Score	RPI S	Opponent	Score	Team's RPI: 268
45	A Butler	37 72	98	A Northern Ill.	59 78	122	H Morehead St.	57 67	131	A Tennessee Tech	88 99	
						136	A UT Martin	66 90	136	H UT Martin	77 71	
						146	A Bradley	64 67	163	A Southern Ill.	59 73	
						174	H Indiana St.	63 39	204	A Jacksonville St.	49 78	
						216	N Western Ill.	64 62	222	A Southeast Mo. St.	57 72	
						258	H SIUE	56 65	284	A Murray St.	51 60	
						284	H Murray St.	75 67	287	A Austin Peay	67 57	
						287	H Austin Peay	60 73	293	A Valparaiso	60 62	
						326	H Eastern Ky.	80 60	334	H Purdue Fort Wayne	72 63	
LAST 12 Division I GAMES:												
287	A Austin Peay	67 57	287	H Austin Peay	60 73							
284	A Murray St.	51 60	284	H Murray St.	75 67							
122	H Morehead St.	57 67	131	A Tennessee Tech	88 99							
326	H Eastern Ky.	80 60	204	A Jacksonville St.	49 78							
222	A Southeast Mo. St.	57 72	258	H SIUE	56 65							
136	A UT Martin	66 90	136	H UT Martin	77 71							

Non-Div I Games: Lincoln Christian 97 34 Eureka 104 48 Oakland City 102 43

Eastern Ill.

Average RPI Win:	0	WON-LOST	WINNING	LAST 10	STRENGTH OF	OPP. STRENGTH	TEAM	ADJ.	CONF.	ADJ CONF.
Average RPI Loss:	170	RECORD	PCT. RANK	GAMES	SCHEDULE	OF SCHEDULE	RPI	RPI	RPI	RPI
DIV. I ONLY	0- 21	351	0- 1	115	265	326	326	22	22	
DIV. I NON-CONF.	0- 9	336	0- 1	18	231	260	260	21	21	
TOTALS	RPI 1-25	RPI 26-50	W-L RECORDS	RPI 51-100	RPI 101-150	RPI 150+				
0- 21	0- 1	0- 1	OVERALL	0- 5	0- 3	0- 11				
0- 8	0- 0	0- 0	HOME	0- 1	0- 2	0- 5				
0- 11	0- 0	0- 1	AWAY	0- 3	0- 1	0- 6				
0- 2	0- 1	0- 0	NEUTRAL	0- 1	0- 0	0- 0				
0- 9	0- 1	0- 1	NON-CONFERENCE	0- 3	0- 1	0- 3				
0- 2	0- 0	0- 0	HOME	0- 0	0- 0	0- 2				
0- 5	0- 0	0- 1	AWAY	0- 2	0- 1	0- 1				
0- 2	0- 1	0- 0	NEUTRAL	0- 1	0- 0	0- 0				
0- 12	0- 0	0- 0	CONFERENCE	0- 2	0- 2	0- 8				
0- 6	0- 0	0- 0	HOME	0- 1	0- 2	0- 3				
0- 6	0- 0	0- 0	AWAY	0- 1	0- 0	0- 5				
0- 0	0- 0	0- 0	NEUTRAL	0- 0	0- 0	0- 0				

RPI 1-25				RPI 26-50				RPI 51-100				RPI 101+ Team's RPI: 326			
RPI	S	Opponent	Score	RPI	S	Opponent	Score	RPI	S	Opponent	Score	RPI	S	Opponent	Score
18	N	Florida St.	45 62	32	A	Ohio	60 100	61	A	Miami (OH)	44 60	131	H	Tennessee Tech	68 81
								62	A	Belmont	43 69	136	H	UT Martin	61 87
								62	H	Belmont	52 87	139	A	Akron	54 63
								70	A	West Virginia	29 78	193	H	Saint Louis	43 70
								70	N	West Virginia	39 81	204	H	Jacksonville St.	44 53
												206	H	George Mason	75 91
												222	H	Southeast Mo. St.	42 52
												258	A	SIUE	55 74
												268	A	Eastern Ill.	60 80
												284	A	Murray St.	63 81
												285	A	Western Mich.	53 64
												287	A	Austin Peay	65 100
												290	A	Tennessee St.	38 60
												290	H	Tennessee St.	31 57
LAST 12 Division I GAMES:															
		70	N	West Virginia	39	81				204	H	Jacksonville St.	44	53	
		290	H	Tennessee St.	31	57				222	H	Southeast Mo. St.	42	52	
		62	H	Belmont	52	87				136	H	UT Martin	61	87	
		258	A	SIUE	55	74				62	A	Belmont	43	69	
		268	A	Eastern Ill.	60	80				290	A	Tennessee St.	38	60	
		131	H	Tennessee Tech	68	81				284	A	Murray St.	63	81	

Non-Div I Games: Brescia 70 41 Ky. Christian 90 35

Eastern Ky.

Average RPI Win:	273	WON-LOST	WINNING	LAST 10	STRENGTH OF	OPP. STRENGTH	TEAM	ADJ.	CONF.	ADJ CONF.
Average RPI Loss:	88	RECORD	PCT. RANK	GAMES	SCHEDULE	OF SCHEDULE	RPI	RPI	RPI	RPI
DIV. I ONLY	9- 11	200	0- 1	174	141	185	185	7	7	
DIV. I NON-CONF.	6- 4	125	0- 0	340	255	252	252	8	8	
TOTALS	RPI 1-25	RPI 26-50	W-L RECORDS	RPI 51-100	RPI 101-150	RPI 150+				
9- 11	0- 3	0- 2	OVERALL	0- 4	1- 0	8- 2				
6- 2	0- 1	0- 0	HOME	0- 1	0- 0	6- 0				
3- 6	0- 1	0- 1	AWAY	0- 3	1- 0	2- 1				
0- 3	0- 1	0- 1	NEUTRAL	0- 0	0- 0	0- 1				
6- 4	0- 1	0- 1	NON-CONFERENCE	0- 0	0- 0	6- 2				
4- 0	0- 0	0- 0	HOME	0- 0	0- 0	4- 0				
2- 1	0- 0	0- 0	AWAY	0- 0	0- 0	2- 1				
0- 3	0- 1	0- 1	NEUTRAL	0- 0	0- 0	0- 1				
3- 7	0- 2	0- 1	CONFERENCE	0- 4	1- 0	2- 0				
2- 2	0- 1	0- 0	HOME	0- 1	0- 0	2- 0				
1- 5	0- 1	0- 1	AWAY	0- 3	1- 0	0- 0				
0- 0	0- 0	0- 0	NEUTRAL	0- 0	0- 0	0- 0				

RPI 1-25				RPI 26-50				RPI 51-100				RPI 101+				Team's RPI: 185	
RPI	S	Opponent	Score	RPI	S	Opponent	Score	RPI	S	Opponent	Score	RPI	S	Opponent	Score		
11	N	Iowa St.	59 85	32	A	Ohio	44 85	61	A	Miami (OH)	58 63	139	A	Akron	72 60		
24	H	Buffalo	84 91	45	N	Butler	63 73	87	A	Toledo	43 63	186	A	Illinois	66 72		
25	A	Central Mich.	61 71					87	A	Kent St.	64 71	195	H	Illinois St.	50 41		
								98	H	Northern Ill.	65 68	231	H	Bowling Green	81 74		
												269	H	Cleveland St.	69 63		
												285	H	Western Mich.	64 61		
												313	N	UNC Greensboro	44 49		
												331	H	UIC	52 38		
												334	A	Purdue Fort Wayne	87 72		
												336	H	Detroit Mercy	60 53		
												341	A	Longwood	64 45		
LAST 12 Division I GAMES:																	
87	A	Toledo	43 63	139	A	Akron	72 60										
61	A	Miami (OH)	58 63	285	H	Western Mich.	64 61										
98	H	Northern Ill.	65 68	24	H	Buffalo	84 91										
25	A	Central Mich.	61 71	87	A	Kent St.	64 71										
231	H	Bowling Green	81 74	45	N	Butler	63 73										
32	A	Ohio	44 85	313	N	UNC Greensboro	44 49										

Non-Div I Games: Northwood 53 39

Eastern Mich.

■ Loss, 
 ■ Non-Conf, S Site, 
 ■ Home 
 ■ Away 
 N Neutral

Average RPI Win:	203	WON-LOST	WINNING	LAST 10	STRENGTH OF	OPP. STRENGTH	TEAM	ADJ.	CONF.	ADJ CONF.
Average RPI Loss:	124	RECORD	PCT. RANK	GAMES	SCHEDULE	OF SCHEDULE	RPI	RPI	RPI	RPI
DIV. I ONLY	5- 15	301	1- 0	65	157	196	196	16	16	
DIV. I NON-CONF.	0- 8	336	0- 0	11	138	222	222	12	12	
TOTALS	RPI 1-25	RPI 26-50	W-L RECORDS	RPI 51-100	RPI 101-150	RPI 150+				
5- 15	0- 1	0- 3	OVERALL	0- 2	1- 5	4- 4				
1- 7	0- 1	0- 1	HOME	0- 0	0- 4	1- 1				
4- 6	0- 0	0- 1	AWAY	0- 2	1- 1	3- 2				
0- 2	0- 0	0- 1	NEUTRAL	0- 0	0- 0	0- 1				
0- 8	0- 1	0- 3	NON-CONFERENCE	0- 1	0- 1	0- 2				
0- 3	0- 1	0- 1	HOME	0- 0	0- 1	0- 0				
0- 3	0- 0	0- 1	AWAY	0- 1	0- 0	0- 1				
0- 2	0- 0	0- 1	NEUTRAL	0- 0	0- 0	0- 1				
5- 7	0- 0	0- 0	CONFERENCE	0- 1	1- 4	4- 2				
1- 4	0- 0	0- 0	HOME	0- 0	0- 3	1- 1				
4- 3	0- 0	0- 0	AWAY	0- 1	1- 1	3- 1				
0- 0	0- 0	0- 0	NEUTRAL	0- 0	0- 0	0- 0				

RPI 1-25				RPI 26-50				RPI 51-100				RPI 101+ Team's RPI: 196			
RPI	S	Opponent	Score	RPI	S	Opponent	Score	RPI	S	Opponent	Score	RPI	S	Opponent	Score
13	H	Gonzaga	51 63	33	N	Oregon St.	45 93	69	A	Boise St.	55 67	102	A	Idaho St.	48 63
				37	A	BYU	65 80	86	A	Idaho	68 84	107	H	Northern Colo.	62 67
				40	H	Utah	51 95					113	H	Fresno St.	58 68
												138	A	Montana St.	89 87
												138	H	Montana St.	47 61
												140	H	Portland St.	64 76
												164	N	UC Riverside	45 57
												165	A	Montana	68 62
												165	H	Montana	67 64
												230	H	Sacramento St.	70 73
												234	A	Northern Ariz.	64 62
												270	A	Southern Utah	63 73
												312	A	Cal Poly	55 59
												314	A	Weber St.	64 58
LAST 12 Division I GAMES:															
165	H	Montana	67 64	138	A	Montana St.	89 87								
138	H	Montana St.	47 61	165	A	Montana	68 62								
234	A	Northern Ariz.	64 62	107	H	Northern Colo.	62 67								
270	A	Southern Utah	63 73	86	A	Idaho	68 84								
230	H	Sacramento St.	70 73	102	A	Idaho St.	48 63								
140	H	Portland St.	64 76	314	A	Weber St.	64 58								

Non-Div I Games: Eastern Ore. 66 45

Eastern Wash.

■ Loss, 
■ Non-Conf, 
■ S Site, 
■ H Home 
■ A Away 
N Neutral


































































Average RPI Win: <b>242</b>	WON-LOST	WINNING	LAST 10	STRENGTH OF	OPP. STRENGTH	TEAM	ADJ.	CONF.	ADJ CONF.
Average RPI Loss: <b>112</b>	RECORD	PCT. RANK	GAMES	SCHEDULE	OF SCHEDULE	RPI	RPI	RPI	RPI
DIV. I ONLY	6- 14	277	0- 1	83	184	200	200	10	10
DIV. I NON-CONF.	4- 6	212	0- 0	112	253	188	188	10	10
TOTALS	RPI 1-25	RPI 26-50	W-L RECORDS	RPI 51-100	RPI 101-150	RPI 150+			
6- 14	0- 0	0- 2	OVERALL	0- 4	1- 5	5- 3			
3- 6	0- 0	0- 1	HOME	0- 2	1- 2	2- 1			
3- 8	0- 0	0- 1	AWAY	0- 2	0- 3	3- 2			
0- 0	0- 0	0- 0	NEUTRAL	0- 0	0- 0	0- 0			
4- 6	0- 0	0- 1	NON-CONFERENCE	0- 2	1- 2	3- 1			
2- 3	0- 0	0- 1	HOME	0- 1	1- 1	1- 0			
2- 3	0- 0	0- 0	AWAY	0- 1	0- 1	2- 1			
0- 0	0- 0	0- 0	NEUTRAL	0- 0	0- 0	0- 0			
2- 8	0- 0	0- 1	CONFERENCE	0- 2	0- 3	2- 2			
1- 3	0- 0	0- 0	HOME	0- 1	0- 1	1- 1			
1- 5	0- 0	0- 1	AWAY	0- 1	0- 2	1- 1			
0- 0	0- 0	0- 0	NEUTRAL	0- 0	0- 0	0- 0			

RPI S	Opponent	Score	RPI S	Opponent	Score	RPI S	Opponent	Score	RPI S	Opponent	Score	Team's RPI: 200
27	H North Carolina	69 100	63	H Auburn	44 96	115	A Towson	58 59				
34	A James Madison	30 82	66	A Duke	64 81	116	A UNCW	51 76				
			83	H Drexel	44 59	116	H UNCW	70 75				
			85	A Northeastern	71 79	141	A Appalachian St.	62 65				
						148	H Marist	57 61				
						149	H Davidson	73 72				
						154	H Delaware	63 74				
						162	A William & Mary	60 65				
						190	A Hampton	77 62				
						233	H N.C. A&T	73 64				
						256	A Hofstra	77 64				
						262	A Winthrop	57 58				
						281	H Col. of Charleston	76 68				
						342	A N.C. Central	83 54				
LAST 12 Division I GAMES:												
116	A UNCW	51 76	116	H UNCW	70 75							
154	H Delaware	63 74	281	H Col. of Charleston	76 68							
83	H Drexel	44 59	256	A Hofstra	77 64							
34	A James Madison	30 82	85	A Northeastern	71 79							
115	A Towson	58 59	63	H Auburn	44 96							
162	A William & Mary	60 65	233	H N.C. A&T	73 64							

Non-Div I Games: Chowan 88 74

Elon

Average RPI Win:	317	WON-LOST	WINNING	LAST 10	STRENGTH OF	OPP. STRENGTH	TEAM	ADJ.	CONF.	ADJ CONF.
Average RPI Loss:	192	RECORD	PCT. RANK	GAMES	SCHEDULE	OF SCHEDULE	RPI	RPI	RPI	RPI
DIV. I ONLY	2- 19	339	0- 1	265	272	339	339	13	13	
DIV. I NON-CONF.	2- 9	297	0- 0	336	338	345	345	14	14	
TOTALS	RPI 1-25	RPI 26-50	W-L RECORDS	RPI 51-100	RPI 101-150	RPI 150+				
2- 19	0- 1	0- 0	OVERALL	0- 2	0- 3	2- 13				
1- 9	0- 1	0- 0	HOME	0- 1	0- 1	1- 6				
1- 10	0- 0	0- 0	AWAY	0- 1	0- 2	1- 7				
0- 0	0- 0	0- 0	NEUTRAL	0- 0	0- 0	0- 0				
2- 9	0- 0	0- 0	NON-CONFERENCE	0- 0	0- 2	2- 7				
1- 4	0- 0	0- 0	HOME	0- 0	0- 0	1- 4				
1- 5	0- 0	0- 0	AWAY	0- 0	0- 2	1- 3				
0- 0	0- 0	0- 0	NEUTRAL	0- 0	0- 0	0- 0				
0- 10	0- 1	0- 0	CONFERENCE	0- 2	0- 1	0- 6				
0- 5	0- 1	0- 0	HOME	0- 1	0- 1	0- 2				
0- 5	0- 0	0- 0	AWAY	0- 1	0- 0	0- 4				
0- 0	0- 0	0- 0	NEUTRAL	0- 0	0- 0	0- 0				

RPI S Opponent	Score	RPI S Opponent	Score	RPI S Opponent	Score	RPI S Opponent	Score	Team's RPI: 339
22  Drake	47  78			60  Missouri St.	66  88	104  Dayton	30  69	
				84  UNI	46  74	122  Morehead St.	63  85	
						146  Bradley	68  75	
						163  Southern Ill.	47  67	
						174  Indiana St.	69  76	
						180  Wisconsin	60  96	
						195  Illinois St.	59  82	
						195  Illinois St.	61  72	
						222  Southeast Mo. St.	50  54	
						224  Marshall	65  72	
						248  Loyola Chicago	56  61	
						258  SIUE	45  54	
						284  Murray St.	53  81	
						287  Austin Peay	56 52	
						293  Valparaiso	49  93	
						331  UIC	54  62	
						334  Purdue Fort Wayne	66  72	
						346  Chicago St.	67 58	
LAST 12 Division I GAMES:								
195  Illinois St.	59  82	195  Illinois St.	61  72					
174  Indiana St.	69  76	146  Bradley	68  75					
22  Drake	47  78	60  Missouri St.	66  88					
84  UNI	46  74	163  Southern Ill.	47  67					
293  Valparaiso	49  93	180  Wisconsin	60  96					
248  Loyola Chicago	56  61	287  Austin Peay	56 52					

Non-Div I Games:

Evansville

Average RPI Win: <b>233</b>	WON-LOST	WINNING	LAST 10	STRENGTH OF	OPP. STRENGTH	TEAM	ADJ.	CONF.	ADJ CONF.
Average RPI Loss: <b>57</b>	RECORD	PCT. RANK	GAMES	SCHEDULE	OF SCHEDULE	RPI	RPI	RPI	RPI
DIV. I ONLY	17- 4	25	1- 0	178	209	71	71	24	24
DIV. I NON-CONF.	7- 4	109	0- 0	135	81	92	92	26	26
TOTALS	RPI 1-25	RPI 26-50	W-L RECORDS	RPI 51-100	RPI 101-150	RPI 150+			
17- 4	0- 1	0- 1	OVERALL	1- 1	3- 1	13- 0			
9- 1	0- 0	0- 0	HOME	0- 0	2- 1	7- 0			
7- 2	0- 0	0- 1	AWAY	0- 1	1- 0	6- 0			
1- 1	0- 1	0- 0	NEUTRAL	1- 0	0- 0	0- 0			
7- 4	0- 1	0- 1	NON-CONFERENCE	1- 1	1- 1	5- 0			
4- 1	0- 0	0- 0	HOME	0- 0	1- 1	3- 0			
2- 2	0- 0	0- 1	AWAY	0- 1	0- 0	2- 0			
1- 1	0- 1	0- 0	NEUTRAL	1- 0	0- 0	0- 0			
10- 0	0- 0	0- 0	CONFERENCE	0- 0	2- 0	8- 0			
5- 0	0- 0	0- 0	HOME	0- 0	1- 0	4- 0			
5- 0	0- 0	0- 0	AWAY	0- 0	1- 0	4- 0			
0- 0	0- 0	0- 0	NEUTRAL	0- 0	0- 0	0- 0			

RPI S	Opponent	Score	RPI S	Opponent	Score	RPI S	Opponent	Score	RPI S	Opponent	Score
4 N	Stanford	65 <b>88</b>	28 A	South Dakota St.	62 <b>80</b>	66 A	Duke	41 <b>57</b>	112 H	Houston	76 71
						94 N	American	90 71	129 H	UAB	60 <b>62</b>
									142 A	North Ala.	68 52
									142 H	North Ala.	76 51
									167 H	Abilene Christian	81 65
									214 A	Saint Francis (PA)	83 69
									236 A	Hawaii	73 67
									237 A	Liberty	65 64
									237 H	Liberty	68 50
									241 H	Jacksonville	82 58
									274 A	North Florida	105 66
									274 H	North Florida	80 48
									299 A	Kennesaw St.	69 46
									320 A	NJIT	67 35
									322 H	Lipscomb	82 40
									324 H	FIU	100 58
									327 H	Coppin St.	93 61
LAST 12 Division I GAMES:											
237 A	Liberty	65 64	299 A	Kennesaw St.	69 46						
142 H	North Ala.	76 51	274 A	North Florida	105 66						
241 H	Jacksonville	82 58	142 A	North Ala.	68 52						
320 A	NJIT	67 35	237 H	Liberty	68 50						
274 H	North Florida	80 48	66 A	Duke	41 <b>57</b>						
322 H	Lipscomb	82 40	129 H	UAB	60 <b>62</b>						

Non-Div I Games: Fla. Memorial 99 68 Johnson & Wales (FI109 64

FGCU

Loss, Non-Conf, S Site, H Home A Away N Neutral

Average RPI Win:	322	WON-LOST	WINNING	LAST 10	STRENGTH OF	OPP. STRENGTH	TEAM	ADJ.	CONF.	ADJ CONF.
Average RPI Loss:	172	RECORD	PCT. RANK	GAMES	SCHEDULE	OF SCHEDULE	RPI	RPI	RPI	RPI
DIV. I ONLY	4- 19	326	0- 1	188	292	324	324	14	14	
DIV. I NON-CONF.	3- 9	271	0- 1	189	347	321	321	18	18	
TOTALS	RPI 1-25	RPI 26-50	W-L RECORDS	RPI 51-100	RPI 101-150	RPI 150+				
4- 19	0- 1	0- 0	OVERALL	0- 3	0- 4	4- 11				
4- 11	0- 1	0- 0	HOME	0- 1	0- 3	4- 6				
0- 8	0- 0	0- 0	AWAY	0- 2	0- 1	0- 5				
0- 0	0- 0	0- 0	NEUTRAL	0- 0	0- 0	0- 0				
3- 9	0- 1	0- 0	NON-CONFERENCE	0- 1	0- 1	3- 6				
3- 6	0- 1	0- 0	HOME	0- 0	0- 1	3- 4				
0- 3	0- 0	0- 0	AWAY	0- 1	0- 0	0- 2				
0- 0	0- 0	0- 0	NEUTRAL	0- 0	0- 0	0- 0				
1- 10	0- 0	0- 0	CONFERENCE	0- 2	0- 3	1- 5				
1- 5	0- 0	0- 0	HOME	0- 1	0- 2	1- 2				
0- 5	0- 0	0- 0	AWAY	0- 1	0- 1	0- 3				
0- 0	0- 0	0- 0	NEUTRAL	0- 0	0- 0	0- 0				

RPI 1-25				RPI 26-50				RPI 51-100				RPI 101+ Team's RPI: 324			
RPI	S	Opponent	Score	RPI	S	Opponent	Score	RPI	S	Opponent	Score	RPI	S	Opponent	Score
21	H	Miami (FL)	43 94					56	H	Middle Tenn.	43 49	111	H	South Alabama	77 84
								71	A	FGCU	58 100	129	H	UAB	59 83
								72	A	Old Dominion	68 95	130	H	Western Ky.	82 94
												150	A	Louisiana Tech	72 90
												153	A	Charlotte	54 69
												157	H	Georgia St.	61 67
												191	A	Southern Miss.	57 71
												224	H	Marshall	58 86
												227	H	Howard	62 89
												241	H	Campbell	54 59
												241	H	Jacksonville	62 73
												257	A	Bethune-Cookman	57 68
												264	H	UTEP	55 60
												274	A	North Florida	53 62
												291	H	Morgan St.	59 50
												294	A	Fla. Atlantic	55 77
												297	H	UTSA	51 40
												349	H	Florida A&M	77 54
												350	H	Alcorn	75 40
LAST 12 Division I GAMES:															
111	H	South Alabama	77 84	294	A	Fla. Atlantic	55 77								
241	H	Campbell	54 59	224	H	Marshall	58 86								
264	H	UTEP	55 60	130	H	Western Ky.	82 94								
297	H	UTSA	51 40	72	A	Old Dominion	68 95								
150	A	Louisiana Tech	72 90	153	A	Charlotte	54 69								
191	A	Southern Miss.	57 71	129	H	UAB	59 83								

Non-Div I Games: Palm Beach Atl. 63 66

FIU

## Fairfield

Through Games Of Feb. 9, 2019

Average RPI Win:	294	WON-LOST	WINNING	LAST 10	STRENGTH OF	OPP. STRENGTH	TEAM	ADJ.	CONF.	ADJ CONF.
Average RPI Loss:	192	RECORD	PCT. RANK	GAMES	SCHEDULE	OF SCHEDULE	RPI	RPI	RPI	RPI
DIV. I ONLY	7- 16	274	1- 0	299	305	308	308	26	26	
DIV. I NON-CONF.	3- 8	267	0- 0	281	306	307	307	28	28	
TOTALS	RPI 1-25	RPI 26-50	W-L RECORDS	RPI 51-100	RPI 101-150	RPI 150+				
7- 16	0- 0	0- 0	OVERALL	0- 3	0- 1	7- 12				
4- 5	0- 0	0- 0	HOME	0- 1	0- 1	4- 3				
2- 8	0- 0	0- 0	AWAY	0- 1	0- 0	2- 7				
1- 3	0- 0	0- 0	NEUTRAL	0- 1	0- 0	1- 2				
3- 8	0- 0	0- 0	NON-CONFERENCE	0- 2	0- 0	3- 6				
1- 2	0- 0	0- 0	HOME	0- 1	0- 0	1- 1				
1- 3	0- 0	0- 0	AWAY	0- 0	0- 0	1- 3				
1- 3	0- 0	0- 0	NEUTRAL	0- 1	0- 0	1- 2				
4- 8	0- 0	0- 0	CONFERENCE	0- 1	0- 1	4- 6				
3- 3	0- 0	0- 0	HOME	0- 0	0- 1	3- 2				
1- 5	0- 0	0- 0	AWAY	0- 1	0- 0	1- 4				
0- 0	0- 0	0- 0	NEUTRAL	0- 0	0- 0	0- 0				

RPI S	Opponent	Score	RPI S	Opponent	Score	RPI S	Opponent	Score	RPI S	Opponent	Score	Team's RPI: 308
						51 N	Bucknell	54 77	148 H	Marist	46 56	
						68 A	Quinnipiac	36 81	162 H	William & Mary	54 60	
						85 H	Northeastern	50 59	171 A	Xavier	35 48	
									176 A	Rider	59 62	
									198 N	Massachusetts	49 59	
									199 A	Dartmouth	46 59	
									213 H	Monmouth	63 73	
									221 N	Furman	70 77	
									228 A	Brown	49 68	
									238 A	Niagara	68 71	
									238 H	Niagara	55 54	
									253 A	Richmond	58 40	
									278 H	Siena	59 55	
									280 A	Canisius	50 53	
									280 H	Canisius	72 65	
									307 A	Manhattan	41 47	
									328 H	Saint Peter's	65 68	
									330 A	Iona	55 42	
									331 N	UIC	68 60	
									351 H	LIU Brooklyn	71 43	
LAST 12 Division I GAMES:												
238 H	Niagara	55 54	238 A	Niagara	68 71							
280 H	Canisius	72 65	280 A	Canisius	50 53							
213 H	Monmouth	63 73	328 H	Saint Peter's	65 68							
307 A	Manhattan	41 47	148 H	Marist	46 56							
278 H	Siena	59 55	176 A	Rider	59 62							
330 A	Iona	55 42	68 A	Quinnipiac	36 81							

Non-Div I Games:

Fairfield

■ Loss, 
■ Non-Conf, 
■ S Site, 
■ H Home 
■ A Away 
N Neutral

Rainforest Dickinson				Through Games Of Feb. 9, 1919						
Average RPI Win:	320	WON-LOST	WINNING	LAST 10	STRENGTH OF	OPP. STRENGTH	TEAM	ADJ.	CONF.	ADJ CONF.
Average RPI Loss:	254	RECORD	PCT. RANK	GAMES	SCHEDULE	OF SCHEDULE	RPI	RPI	RPI	RPI
DIV. I ONLY	4- 15	317	0- 1	341	351	344	344	31	31	
DIV. I NON-CONF.	1- 8	322	0- 0	333	348	350	350	31	31	
TOTALS	RPI 1-25		RPI 26-50	W-L RECORDS	RPI 51-100	RPI 101-150	RPI 150+			
4- 15	0- 0		0- 0	OVERALL	0- 0	0- 0	4- 15			
3- 5	0- 0		0- 0	HOME	0- 0	0- 0	3- 5			
1- 10	0- 0		0- 0	AWAY	0- 0	0- 0	1- 10			
0- 0	0- 0		0- 0	NEUTRAL	0- 0	0- 0	0- 0			
1- 8	0- 0		0- 0	NON-CONFERENCE	0- 0	0- 0	1- 8			
1- 2	0- 0		0- 0	HOME	0- 0	0- 0	1- 2			
0- 6	0- 0		0- 0	AWAY	0- 0	0- 0	0- 6			
0- 0	0- 0		0- 0	NEUTRAL	0- 0	0- 0	0- 0			
3- 7	0- 0		0- 0	CONFERENCE	0- 0	0- 0	3- 7			
2- 3	0- 0		0- 0	HOME	0- 0	0- 0	2- 3			
1- 4	0- 0		0- 0	AWAY	0- 0	0- 0	1- 4			
0- 0	0- 0		0- 0	NEUTRAL	0- 0	0- 0	0- 0			

RPI 1-25				RPI 26-50				RPI 51-100				RPI 101+				Team's RPI: 344	
RPI	S	Opponent	Score	RPI	S	Opponent	Score	RPI	S	Opponent	Score	RPI	S	Opponent	Score		
												160	A	Stony Brook	49	63	
												214	A	Saint Francis (PA)	64	75	
												218	A	Robert Morris	49	71	
												218	H	Robert Morris	43	63	
												227	H	Howard	58	79	
												243	H	Mt. St. Mary's	47	63	
												245	A	Colgate	52	71	
												250	A	Air Force	37	85	
												254	A	St. Francis Brooklyn	61	73	
												254	H	St. Francis Brooklyn	53	64	
												263	A	Binghamton	54	73	
												302	H	Central Conn. St.	74	67	
												303	A	Army West Point	40	62	
												305	H	Bryant	63	53	
												310	H	Lafayette	57	63	
												320	H	NJIT	64	43	
												323	A	Wagner	59	71	
												328	A	Saint Peter's	58	75	
												351	A	LIU Brooklyn	69	52	
LAST 12 Division I GAMES:																	
				254	A	St. Francis Brooklyn	61	73	323	A	Wagner	59	71				
				218	H	Robert Morris	43	63	302	H	Central Conn. St.	74	67				
				305	H	Bryant	63	53	218	A	Robert Morris	49	71				
				254	H	St. Francis Brooklyn	53	64	214	A	Saint Francis (PA)	64	75				
				243	H	Mt. St. Mary's	47	63	328	A	Saint Peter's	58	75				
				351	A	LIU Brooklyn	69	52	160	A	Stony Brook	49	63				

Non-Div I Games:	Georgian Court	70	45	Rutgers-Newark	97	51
------------------	----------------	----	----	----------------	----	----

Fairleigh Dickinson

■ Loss, ■ Non-Conf, S Site, H Home A Away N Neutral

Average RPI Win:	292	WON-LOST	WINNING	LAST 10	STRENGTH OF	OPP. STRENGTH	TEAM	ADJ.	CONF.	ADJ CONF.
Average RPI Loss:	158	RECORD	PCT. RANK	GAMES	SCHEDULE	OF SCHEDULE	RPI	RPI	RPI	RPI
DIV. I ONLY	5- 19	319	0- 1	159	237	294	294	14	14	
DIV. I NON-CONF.	3- 10	278	0- 1	148	315	285	285	18	18	
TOTALS	RPI 1-25	RPI 26-50	W-L RECORDS	RPI 51-100	RPI 101-150	RPI 150+				
5- 19	0- 1	0- 0	OVERALL	0- 3	0- 5	5- 10				
4- 11	0- 0	0- 0	HOME	0- 1	0- 3	4- 7				
1- 8	0- 1	0- 0	AWAY	0- 2	0- 2	1- 3				
0- 0	0- 0	0- 0	NEUTRAL	0- 0	0- 0	0- 0				
3- 10	0- 1	0- 0	NON-CONFERENCE	0- 1	0- 2	3- 6				
2- 6	0- 0	0- 0	HOME	0- 0	0- 1	2- 5				
1- 4	0- 1	0- 0	AWAY	0- 1	0- 1	1- 1				
0- 0	0- 0	0- 0	NEUTRAL	0- 0	0- 0	0- 0				
2- 9	0- 0	0- 0	CONFERENCE	0- 2	0- 3	2- 4				
2- 5	0- 0	0- 0	HOME	0- 1	0- 2	2- 2				
0- 4	0- 0	0- 0	AWAY	0- 1	0- 1	0- 2				
0- 0	0- 0	0- 0	NEUTRAL	0- 0	0- 0	0- 0				

RPI	S	Opponent	Score	RPI	S	Opponent	Score	RPI	S	Opponent	Score	RPI	S	Opponent	Score	Team's RPI: 294
23	A	Michigan St.	74 89					56	H	Middle Tenn.	55 74	129	H	UAB	64 89	
								58	A	Little Rock	38 61	130	H	Western Ky.	50 81	
								72	A	Old Dominion	53 87	133	A	Tulane	45 88	
												146	H	Bradley	59 80	
												150	A	Louisiana Tech	55 86	
												153	A	Charlotte	47 68	
												157	H	Georgia St.	59 75	
												190	H	Hampton	68 72	
												191	A	Southern Miss.	45 67	
												193	H	Saint Louis	61 93	
												221	A	Furman	57 73	
												224	H	Marshall	67 72	
												233	H	N.C. A&T	65 67	
												253	H	Richmond	69 55	
												264	H	UTEP	44 70	
												278	A	Siena	70 66	
												285	H	Western Mich.	59 69	
												297	H	UTSA	86 70	
												310	H	Lafayette	53 49	
												324	H	FIU	77 55	
LAST 12 Division I GAMES:																
193	H	Saint Louis	61 93	324	H	FIU	77 55									
146	H	Bradley	59 80	130	H	Western Ky.	50 81									
297	H	UTSA	86 70	224	H	Marshall	67 72									
264	H	UTEP	44 70	153	A	Charlotte	47 68									
191	A	Southern Miss.	45 67	72	A	Old Dominion	53 87									
150	A	Louisiana Tech	55 86	56	H	Middle Tenn.	55 74									

Non-Div I Games:

Fla. Atlantic

Average RPI Win:	203	WON-LOST	WINNING	LAST 10	STRENGTH OF	OPP. STRENGTH	TEAM	ADJ.	CONF.	ADJ CONF.
Average RPI Loss:	92	RECORD	PCT. RANK	GAMES	SCHEDULE	OF SCHEDULE	RPI	RPI	RPI	RPI
DIV. I ONLY	6- 17	298	0- 1	44	80	203	203	5	5	
DIV. I NON-CONF.	4- 9	252	0- 1	126	181	254	254	5	5	
TOTALS	RPI 1-25	RPI 26-50	W-L RECORDS	RPI 51-100	RPI 101-150	RPI 150+				
6- 17	0- 3	1- 3	OVERALL	0- 5	2- 2	3- 4				
6- 6	0- 1	1- 0	HOME	0- 4	2- 0	3- 1				
0- 10	0- 2	0- 2	AWAY	0- 1	0- 2	0- 3				
0- 1	0- 0	0- 1	NEUTRAL	0- 0	0- 0	0- 0				
4- 9	0- 1	0- 2	NON-CONFERENCE	0- 2	1- 1	3- 3				
4- 3	0- 0	0- 0	HOME	0- 2	1- 0	3- 1				
0- 5	0- 1	0- 1	AWAY	0- 0	0- 1	0- 2				
0- 1	0- 0	0- 1	NEUTRAL	0- 0	0- 0	0- 0				
2- 8	0- 2	1- 1	CONFERENCE	0- 3	1- 1	0- 1				
2- 3	0- 1	1- 0	HOME	0- 2	1- 0	0- 0				
0- 5	0- 1	0- 1	AWAY	0- 1	0- 1	0- 1				
0- 0	0- 0	0- 0	NEUTRAL	0- 0	0- 0	0- 0				

RPI 1-25				RPI 26-50				RPI 51-100				RPI 101+ Team's RPI: 203			
RPI	S	Opponent	Score	RPI	S	Opponent	Score	RPI	S	Opponent	Score	RPI	S	Opponent	Score
7	H	Mississippi St.	42 90	26	A	Kentucky	51 62	63	H	Auburn	56 64	101	A	Ohio St.	41 46
16	A	South Carolina	40 71	31	H	Missouri	58 56	64	A	Tennessee	50 67	128	A	Alabama	67 74
18	A	Florida St.	56 63	39	A	Indiana	64 83	74	H	Arkansas	73 83	128	H	Alabama	57 55
				40	N	Utah	58 74	82	H	Northwestern	74 83	137	H	Texas Tech	72 67
								85	H	Northeastern	66 79	151	A	Mercer	82 92
												197	A	Ole Miss	66 76
												212	A	UNLV	53 56
												257	H	Bethune-Cookman	64 53
												260	H	Gardner-Webb	58 60
												315	H	Charleston So.	70 60
												349	H	Florida A&M	62 38
LAST 12 Division I GAMES:															
212	A	UNLV	53 56	197	A	Ole Miss	66 76								
128	H	Alabama	57 55	31	H	Missouri	58 56								
26	A	Kentucky	51 62	16	A	South Carolina	40 71								
64	A	Tennessee	50 67	63	H	Auburn	56 64								
74	H	Arkansas	73 83	128	A	Alabama	67 74								
7	H	Mississippi St.	42 90	315	H	Charleston So.	70 60								

Non-Div I Games:

Florida

■ Loss, 
■ Non-Conf, S Site, 
■ Home 
■ Away 
N Neutral



Average RPI Win:	203	WON-LOST	WINNING	LAST 10	STRENGTH OF	OPP. STRENGTH	TEAM	ADJ.	CONF.	ADJ CONF.
Average RPI Loss:	236	RECORD	PCT. RANK	GAMES	SCHEDULE	OF SCHEDULE	RPI	RPI	RPI	RPI
DIV. I ONLY	2- 19	339	0- 1	323	325	349	349	32	32	
DIV. I NON-CONF.	1- 10	330	0- 1	259	210	338	338	32	32	
TOTALS	RPI 1-25	RPI 26-50	W-L RECORDS	RPI 51-100	RPI 101-150	RPI 150+				
2- 19	0- 1	0- 0	OVERALL	1- 1	0- 1	1- 16				
2- 6	0- 0	0- 0	HOME	1- 0	0- 0	1- 6				
0- 10	0- 1	0- 0	AWAY	0- 1	0- 0	0- 8				
0- 3	0- 0	0- 0	NEUTRAL	0- 0	0- 1	0- 2				
1- 10	0- 1	0- 0	NON-CONFERENCE	1- 1	0- 1	0- 7				
1- 1	0- 0	0- 0	HOME	1- 0	0- 0	0- 1				
0- 6	0- 1	0- 0	AWAY	0- 1	0- 0	0- 4				
0- 3	0- 0	0- 0	NEUTRAL	0- 0	0- 1	0- 2				
1- 9	0- 0	0- 0	CONFERENCE	0- 0	0- 0	1- 9				
1- 5	0- 0	0- 0	HOME	0- 0	0- 0	1- 5				
0- 4	0- 0	0- 0	AWAY	0- 0	0- 0	0- 4				
0- 0	0- 0	0- 0	NEUTRAL	0- 0	0- 0	0- 0				

RPI 1-25				RPI 26-50				RPI 51-100				RPI 101+ Team's RPI: 349			
RPI	S	Opponent	Score	RPI	S	Opponent	Score	RPI	S	Opponent	Score	RPI	S	Opponent	Score
21	A	Miami (FL)	54 103					61	H	Miami (OH)	57 56	133	N	Tulane	34 78
								64	A	Tennessee	31 96	177	H	UMES	36 68
												203	A	Florida	38 62
												204	H	Jacksonville St.	31 62
												215	A	Stetson	44 69
												227	A	Howard	68 74
												227	H	Howard	59 81
												233	H	N.C. A&T	48 56
												272	A	Norfolk St.	58 60
												274	A	North Florida	53 64
												285	N	Western Mich.	50 69
												291	A	Morgan St.	71 75
												317	N	Omaha	50 57
												324	A	FIU	54 77
												327	A	Coppin St.	53 73
												342	H	N.C. Central	57 64
												345	H	Delaware St.	57 52
												348	H	Savannah St.	50 54
LAST 12 Division I GAMES:															
317	N	Omaha	50 57	345	H	Delaware St.	57 52								
227	H	Howard	59 81	177	H	UMES	36 68								
342	H	N.C. Central	57 64	348	H	Savannah St.	50 54								
233	H	N.C. A&T	48 56	272	A	Norfolk St.	58 60								
291	A	Morgan St.	71 75	227	A	Howard	68 74								
327	A	Coppin St.	53 73	133	N	Tulane	34 78								

Non-Div I Games: Edward Waters 70 64

Florida A&amp;M

■ Loss, 
 ■ Non-Conf, 
 ■ S Site, 
 ■ H Home 
 ■ A Away 
 N Neutral

Average RPI Win:	125	WON-LOST	WINNING	LAST 10	STRENGTH OF	OPP. STRENGTH	TEAM	ADJ.	CONF.	ADJ CONF.
Average RPI Loss:	34	RECORD	PCT. RANK	GAMES	SCHEDULE	OF SCHEDULE	RPI	RPI	RPI	RPI
DIV. I ONLY	20- 3	11	1- 0	48	18	18	18	18	1	1
DIV. I NON-CONF.	12- 1	11	1- 0	154	71	32	32	1	1	1
TOTALS	RPI 1-25	RPI 26-50	W-L RECORDS	RPI 51-100	RPI 101-150	RPI 150+				
20- 3	3- 1	1- 1	OVERALL	4- 1	5- 0	7- 0				
11- 3	2- 1	0- 1	HOME	2- 1	3- 0	4- 0				
7- 0	0- 0	1- 0	AWAY	2- 0	2- 0	2- 0				
2- 0	1- 0	0- 0	NEUTRAL	0- 0	0- 0	1- 0				
12- 1	1- 0	0- 0	NON-CONFERENCE	1- 1	3- 0	7- 0				
7- 1	0- 0	0- 0	HOME	1- 1	2- 0	4- 0				
3- 0	0- 0	0- 0	AWAY	0- 0	1- 0	2- 0				
2- 0	1- 0	0- 0	NEUTRAL	0- 0	0- 0	1- 0				
8- 2	2- 1	1- 1	CONFERENCE	3- 0	2- 0	0- 0				
4- 2	2- 1	0- 1	HOME	1- 0	1- 0	0- 0				
4- 0	0- 0	1- 0	AWAY	2- 0	1- 0	0- 0				
0- 0	0- 0	0- 0	NEUTRAL	0- 0	0- 0	0- 0				

RPI	S	Opponent	Score
3	H	Louisville	49 68
10	H	NC State	75 70
12	N	Iowa	71 67
21	H	Miami (FL)	62 58

RPI	S	Opponent	Score
27	A	North Carolina	64 63
47	H	Clemson	45 57

RPI	S	Opponent	Score
53	H	LSU	45 58
66	H	Duke	66 62
67	A	Virginia Tech	56 54
81	H	Troy	103 67
96	A	Virginia	63 61

RPI	S	Opponent	Score
108	H	Wake Forest	85 61
109	A	Boston College	91 71
119	A	St. John's (NY)	57 53
120	H	Creighton	71 52
121	H	Penn St.	87 58
151	A	Mercer	57 56
157	H	Georgia St.	79 43
189	A	Milwaukee	87 62
203	H	Florida	63 56
241	H	Jacksonville	79 46
274	H	North Florida	74 53
326	N	Eastern Ky.	62 45

## LAST 12 Division I GAMES:

12	N	Iowa	71 67	66	H	Duke	66 62
10	H	NC State	75 70	109	A	Boston College	91 71
108	H	Wake Forest	85 61	47	H	Clemson	45 57
21	H	Miami (FL)	62 58	27	A	North Carolina	64 63
67	A	Virginia Tech	56 54	96	A	Virginia	63 61
3	H	Louisville	49 68	157	H	Georgia St.	79 43

Non-Div I Games:

Florida St.

■ Loss, 
 ■ Non-Conf, S Site, 
 ■ Home 
 ■ Away 
 N Neutral

Average RPI Win:	208	WON-LOST	WINNING	LAST 10	STRENGTH OF	OPP. STRENGTH	TEAM	ADJ.	CONF.	ADJ CONF.
Average RPI Loss:	102	RECORD	PCT. RANK	GAMES	SCHEDULE	OF SCHEDULE	RPI	RPI	RPI	RPI
DIV. I ONLY	16- 8	80	1- 0	241	90	135	135	17	17	
DIV. I NON-CONF.	9- 5	105	1- 0	249	32	144	144	16	16	
TOTALS	RPI 1-25	RPI 26-50	W-L RECORDS	RPI 51-100	RPI 101-150	RPI 150+				
16- 8	0- 0	0- 1	OVERALL	2- 2	1- 5	13- 0				
9- 3	0- 0	0- 0	HOME	2- 0	0- 3	7- 0				
5- 4	0- 0	0- 0	AWAY	0- 2	0- 2	5- 0				
2- 1	0- 0	0- 1	NEUTRAL	0- 0	1- 0	1- 0				
9- 5	0- 0	0- 1	NON-CONFERENCE	2- 2	1- 2	6- 0				
6- 1	0- 0	0- 0	HOME	2- 0	0- 1	4- 0				
1- 3	0- 0	0- 0	AWAY	0- 2	0- 1	1- 0				
2- 1	0- 0	0- 1	NEUTRAL	0- 0	1- 0	1- 0				
7- 3	0- 0	0- 0	CONFERENCE	0- 0	0- 3	7- 0				
3- 2	0- 0	0- 0	HOME	0- 0	0- 2	3- 0				
4- 1	0- 0	0- 0	AWAY	0- 0	0- 1	4- 0				
0- 0	0- 0	0- 0	NEUTRAL	0- 0	0- 0	0- 0				

RPI S	Opponent	Score	RPI S	Opponent	Score	RPI S	Opponent	Score	RPI S	Opponent	Score	Team's RPI: 135
29 N	Texas	54 72	56 H	Middle Tenn.	61 49	104 A	Dayton	50 72	114 H	VCU	44 47	
			75 H	Maine	72 64	121 H	Penn St.	55 72	126 A	Pittsburgh	62 65	
			85 A	Northeastern	54 58	143 N	Washington	65 57	149 H	Davidson	56 60	
			90 A	Georgetown	38 58	153 H	Charlotte	71 64	159 H	Duquesne	57 46	
						182 N	Ball St.	78 70	192 A	George Washington	50 38	
						193 A	Saint Louis	56 53	193 H	Saint Louis	54 51	
						223 A	Rhode Island	56 38	253 H	Richmond	60 48	
						265 H	Columbia	68 49	283 A	La Salle	65 54	
						307 H	Manhattan	65 61	323 H	Wagner	80 59	
						330 A	Iona	57 40				
LAST 12 Division I GAMES:												
56 H	Middle Tenn.	61 49	149 H	Davidson	56 60							
29 N	Texas	54 72	223 A	Rhode Island	56 38							
143 N	Washington	65 57	104 A	Dayton	50 72							
193 H	Saint Louis	54 51	114 H	VCU	44 47							
159 H	Duquesne	57 46	193 A	Saint Louis	56 53							
283 A	La Salle	65 54	253 H	Richmond	60 48							

Non-Div I Games:

Fordham

■ Loss, 
 ■ Non-Conf, S Site, 
 ■ Home 
 ■ Away 
 N Neutral

Average RPI Win:	222	WON-LOST	WINNING	LAST 10	STRENGTH OF	OPP. STRENGTH	TEAM	ADJ.	CONF.	ADJ CONF.
Average RPI Loss:	73	RECORD	PCT. RANK	GAMES	SCHEDULE	OF SCHEDULE	RPI	RPI	RPI	RPI
DIV. I ONLY	13- 7	98	1- 0	189	105	113	113	15	15	
DIV. I NON-CONF.	5- 4	139	0- 0	176	60	113	113	13	13	
TOTALS	RPI 1-25	RPI 26-50	W-L RECORDS	RPI 51-100	RPI 101-150	RPI 150+				
13- 7	0- 1	0- 3	OVERALL	1- 2	0- 0	12- 1				
8- 2	0- 0	0- 1	HOME	1- 1	0- 0	7- 0				
5- 5	0- 1	0- 2	AWAY	0- 1	0- 0	5- 1				
0- 0	0- 0	0- 0	NEUTRAL	0- 0	0- 0	0- 0				
5- 4	0- 1	0- 2	NON-CONFERENCE	1- 0	0- 0	4- 1				
4- 0	0- 0	0- 0	HOME	1- 0	0- 0	3- 0				
1- 4	0- 1	0- 2	AWAY	0- 0	0- 0	1- 1				
0- 0	0- 0	0- 0	NEUTRAL	0- 0	0- 0	0- 0				
8- 3	0- 0	0- 1	CONFERENCE	0- 2	0- 0	8- 0				
4- 2	0- 0	0- 1	HOME	0- 1	0- 0	4- 0				
4- 1	0- 0	0- 0	AWAY	0- 1	0- 0	4- 0				
0- 0	0- 0	0- 0	NEUTRAL	0- 0	0- 0	0- 0				

RPI S	Opponent	Score	RPI S	Opponent	Score	RPI S	Opponent	Score	RPI S	Opponent	Score	Team's RPI: 113
17	A Arizona St.	52 68	43	A Southern California	61 62	52	A New Mexico	73 82	184	H Santa Clara	80 53	
			44	A UCLA	80 89	69	H Boise St.	60 72	189	H Milwaukee	65 48	
			50	H Wyoming	56 63	91	H UT Arlington	70 61	196	A Eastern Wash.	68 58	
									205	A San Diego St.	87 81	
									212	H UNLV	73 55	
									220	A Utah St.	64 53	
									220	H Utah St.	70 59	
									232	A Nevada	79 63	
									234	A Northern Ariz.	73 86	
									249	A Colorado St.	66 55	
									249	H Colorado St.	57 54	
									312	H Cal Poly	76 58	
									325	H San Jose St.	77 48	
LAST 12 Division I GAMES:												
212	H UNLV	73 55	69	H Boise St.	60 72							
220	A Utah St.	64 53	232	A Nevada	79 63							
52	A New Mexico	73 82	220	H Utah St.	70 59							
50	H Wyoming	56 63	249	A Colorado St.	66 55							
249	H Colorado St.	57 54	325	H San Jose St.	77 48							
205	A San Diego St.	87 81	17	A Arizona St.	52 68							

Non-Div I Games: Stanislaus St. 86 51 Fresno Pacific 90 51

Fresno St.

Loss, Non-Conf, S Site, H Home A Away N Neutral

Average RPI Win: <b>298</b>	WON-LOST	WINNING	LAST 10	STRENGTH OF	OPP. STRENGTH	TEAM	ADJ.	CONF.	ADJ CONF.
Average RPI Loss: <b>137</b>	RECORD	PCT. RANK	GAMES	SCHEDULE	OF SCHEDULE	RPI	RPI	RPI	RPI
DIV. I ONLY	13- 9	125	1- 0	334	228	221	221	27	27
DIV. I NON-CONF.	7- 6	153	0- 0	269	226	205	205	25	25
TOTALS	RPI 1-25	RPI 26-50	W-L RECORDS	RPI 51-100	RPI 101-150	RPI 150+			
13- 9	0- 2	0- 0	OVERALL	0- 2	0- 1	13- 4			
9- 2	0- 0	0- 0	HOME	0- 1	0- 0	9- 1			
3- 6	0- 2	0- 0	AWAY	0- 1	0- 1	3- 2			
1- 1	0- 0	0- 0	NEUTRAL	0- 0	0- 0	1- 1			
7- 6	0- 2	0- 0	NON-CONFERENCE	0- 2	0- 0	7- 2			
5- 1	0- 0	0- 0	HOME	0- 1	0- 0	5- 0			
1- 4	0- 2	0- 0	AWAY	0- 1	0- 0	1- 1			
1- 1	0- 0	0- 0	NEUTRAL	0- 0	0- 0	1- 1			
6- 3	0- 0	0- 0	CONFERENCE	0- 0	0- 1	6- 2			
4- 1	0- 0	0- 0	HOME	0- 0	0- 0	4- 1			
2- 2	0- 0	0- 0	AWAY	0- 0	0- 1	2- 1			
0- 0	0- 0	0- 0	NEUTRAL	0- 0	0- 0	0- 0			

RPI 1-25				RPI 26-50				RPI 51-100				RPI 101+ Team's RPI: 221			
RPI	S	Opponent	Score	RPI	S	Opponent	Score	RPI	S	Opponent	Score	RPI	S	Opponent	Score
7	A	Mississippi St.	41 <b>106</b>					56	H	Middle Tenn.	71 <b>78</b>	145	A	Chattanooga	53 <b>73</b>
16	A	South Carolina	53 <b>66</b>					100	A	Georgia	38 <b>61</b>	151	H	Mercer	60 <b>75</b>
												194	H	UNC Asheville	58 47
												216	N	Western Ill.	78 <b>85</b>
												247	A	ETSU	70 <b>75</b>
												260	H	Gardner-Webb	70 57
												271	H	Samford	57 36
												281	A	Col. of Charleston	70 67
												286	H	Wofford	63 50
												294	H	Fla. Atlantic	73 57
												299	A	Kennesaw St.	63 <b>74</b>
												308	N	Fairfield	77 70
												313	A	UNC Greensboro	59 49
												313	H	UNC Greensboro	64 61
												335	H	Presbyterian	76 68
												337	A	Western Caro.	53 28
												337	H	Western Caro.	65 55
												340	H	USC Upstate	78 67
LAST 12 Division I GAMES:															
313	A	UNC Greensboro	59 49	247	A	ETSU	70 <b>75</b>								
337	A	Western Caro.	53 28	337	H	Western Caro.	65 55								
151	H	Mercer	60 <b>75</b>	313	H	UNC Greensboro	64 61								
271	H	Samford	57 36	335	H	Presbyterian	76 68								
286	H	Wofford	63 50	16	A	South Carolina	53 <b>66</b>								
145	A	Chattanooga	53 <b>73</b>	216	N	Western Ill.	78 <b>85</b>								

Non-Div I Games: Coker 71 42 North Greenville 74 **78**

Furman

## Ga. Southern

Through Games Of Feb. 9, 2019

Average RPI Win:	273	WON-LOST	WINNING	LAST 10	STRENGTH OF	OPP. STRENGTH	TEAM	ADJ.	CONF.	ADJ CONF.
Average RPI Loss:	175	RECORD	PCT. RANK	GAMES	SCHEDULE	OF SCHEDULE	RPI	RPI	RPI	RPI
DIV. I ONLY	6- 15	286	0- 1	219	316	288	288	12	12	
DIV. I NON-CONF.	4- 6	212	0- 0	221	349	245	245	15	15	
TOTALS	RPI 1-25	RPI 26-50	W-L RECORDS	RPI 51-100	RPI 101-150	RPI 150+				
6- 15	0- 0	0- 0	OVERALL	0- 5	0- 1	6- 9				
3- 8	0- 0	0- 0	HOME	0- 2	0- 1	3- 5				
3- 7	0- 0	0- 0	AWAY	0- 3	0- 0	3- 4				
0- 0	0- 0	0- 0	NEUTRAL	0- 0	0- 0	0- 0				
4- 6	0- 0	0- 0	NON-CONFERENCE	0- 2	0- 0	4- 4				
2- 2	0- 0	0- 0	HOME	0- 0	0- 0	2- 2				
2- 4	0- 0	0- 0	AWAY	0- 2	0- 0	2- 2				
0- 0	0- 0	0- 0	NEUTRAL	0- 0	0- 0	0- 0				
2- 9	0- 0	0- 0	CONFERENCE	0- 3	0- 1	2- 5				
1- 6	0- 0	0- 0	HOME	0- 2	0- 1	1- 3				
1- 3	0- 0	0- 0	AWAY	0- 1	0- 0	1- 2				
0- 0	0- 0	0- 0	NEUTRAL	0- 0	0- 0	0- 0				

RPI S	Opponent	Score	RPI S	Opponent	Score	RPI S	Opponent	Score	RPI S	Opponent	Score	Team's RPI: 288
						67	A Virginia Tech	49 78	111	H South Alabama	53 69	
						81	H Troy	81 97	151	H Mercer	72 79	
						91	A UT Arlington	48 81	157	H Georgia St.	66 83	
						91	H UT Arlington	53 74	160	A Stony Brook	43 72	
						100	A Georgia	38 81	183	A Texas St.	65 55	
									183	H Texas St.	52 64	
									252	A Louisiana	48 59	
									252	H Louisiana	79 71	
									257	H Bethune-Cookman	77 76	
									262	H Winthrop	64 55	
									286	H Wofford	65 81	
									295	A La.-Monroe	57 58	
									295	H La.-Monroe	62 80	
									299	A Kennesaw St.	59 78	
									335	A Presbyterian	69 68	
									348	A Savannah St.	82 71	
LAST 12 Division I GAMES:												
295	H La.-Monroe	62 80	81	H Troy	81 97							
252	H Louisiana	79 71	252	A Louisiana	48 59							
157	H Georgia St.	66 83	295	A La.-Monroe	57 58							
183	A Texas St.	65 55	91	H UT Arlington	53 74							
91	A UT Arlington	48 81	183	H Texas St.	52 64							
111	H South Alabama	53 69	100	A Georgia	38 81							

Non-Div I Games: Coastal Ga. 68 46

Ga. Southern

■ Loss, 
 ■ Non-Conf, 
 ■ S Site, 
 ■ Home 
 ■ A Away 
 N Neutral

Average RPI Win:	273	WON-LOST	WINNING	LAST 10	STRENGTH OF	OPP. STRENGTH	TEAM	ADJ.	CONF.	ADJ CONF.
Average RPI Loss:	194	RECORD	PCT. RANK	GAMES	SCHEDULE	OF SCHEDULE	RPI	RPI	RPI	RPI
DIV. I ONLY	9- 11	200	1- 0	302	321	260	260	28	28	
DIV. I NON-CONF.	3- 6	241	0- 0	219	309	244	244	29	29	
TOTALS	RPI 1-25	RPI 26-50	W-L RECORDS	RPI 51-100	RPI 101-150	RPI 150+				
9- 11	0- 0	0- 0	OVERALL	0- 2	1- 2	8- 7				
5- 4	0- 0	0- 0	HOME	0- 0	1- 2	4- 2				
4- 7	0- 0	0- 0	AWAY	0- 2	0- 0	4- 5				
0- 0	0- 0	0- 0	NEUTRAL	0- 0	0- 0	0- 0				
3- 6	0- 0	0- 0	NON-CONFERENCE	0- 1	1- 1	2- 4				
1- 2	0- 0	0- 0	HOME	0- 0	1- 1	0- 1				
2- 4	0- 0	0- 0	AWAY	0- 1	0- 0	2- 3				
0- 0	0- 0	0- 0	NEUTRAL	0- 0	0- 0	0- 0				
6- 5	0- 0	0- 0	CONFERENCE	0- 1	0- 1	6- 3				
4- 2	0- 0	0- 0	HOME	0- 0	0- 1	4- 1				
2- 3	0- 0	0- 0	AWAY	0- 1	0- 0	2- 2				
0- 0	0- 0	0- 0	NEUTRAL	0- 0	0- 0	0- 0				

RPI 1-25				RPI 26-50				RPI 51-100				RPI 101+				Team's RPI: 260	
RPI	S	Opponent	Score	RPI	S	Opponent	Score	RPI	S	Opponent	Score	RPI	S	Opponent	Score		
								83	A	Drexel	48	65	122	H	Morehead St.	69	84
								95	A	Radford	69	79	132	H	High Point	61	78
													149	H	Davidson	54	49
													154	A	Delaware	45	69
													190	A	Hampton	80	82
													194	H	UNC Asheville	69	59
													203	A	Florida	60	58
													221	A	Furman	57	70
													241	A	Campbell	52	38
													243	H	Mt. St. Mary's	62	69
													262	H	Winthrop	62	64
													286	A	Wofford	53	59
													315	H	Charleston So.	75	65
													335	A	Presbyterian	66	58
													337	A	Western Caro.	62	52
													340	H	USC Upstate	92	72
													341	A	Longwood	79	85
													341	H	Longwood	80	78
LAST 12 Division I GAMES:																	
341	H	Longwood	80	78	262	H	Winthrop	62	64								
95	A	Radford	69	79	335	A	Presbyterian	66	58								
341	A	Longwood	79	85	132	H	High Point	61	78								
315	H	Charleston So.	75	65	194	H	UNC Asheville	69	59								
190	A	Hampton	80	82	241	A	Campbell	52	38								
340	H	USC Upstate	92	72	337	A	Western Caro.	62	52								

Non-Div I Games: Converse 79 51 Warren Wilson 100 37 Pfeiffer 82 46

Gardner-Webb

Loss, Non-Conf, S Site, H Home A Away N Neutral

## George Mason

Through Games Of Feb. 9, 2019

Average RPI Win:	232	WON-LOST	WINNING	LAST 10	STRENGTH OF	OPP. STRENGTH	TEAM	ADJ.	CONF.	ADJ CONF.
Average RPI Loss:	162	RECORD	PCT. RANK	GAMES	SCHEDULE	OF SCHEDULE	RPI	RPI	RPI	RPI
DIV. I ONLY	12- 10	147	1- 0	320	136	206	206	17	17	
DIV. I NON-CONF.	8- 5	120	0- 0	306	169	185	185	16	16	
TOTALS	RPI 1-25	RPI 26-50	W-L RECORDS	RPI 51-100	RPI 101-150	RPI 150+				
12- 10	0- 0	0- 0	OVERALL	0- 1	0- 4	12- 5				
7- 3	0- 0	0- 0	HOME	0- 0	0- 1	7- 2				
5- 7	0- 0	0- 0	AWAY	0- 1	0- 3	5- 3				
0- 0	0- 0	0- 0	NEUTRAL	0- 0	0- 0	0- 0				
8- 5	0- 0	0- 0	NON-CONFERENCE	0- 1	0- 3	8- 1				
5- 1	0- 0	0- 0	HOME	0- 0	0- 1	5- 0				
3- 4	0- 0	0- 0	AWAY	0- 1	0- 2	3- 1				
0- 0	0- 0	0- 0	NEUTRAL	0- 0	0- 0	0- 0				
4- 5	0- 0	0- 0	CONFERENCE	0- 0	0- 1	4- 4				
2- 2	0- 0	0- 0	HOME	0- 0	0- 0	2- 2				
2- 3	0- 0	0- 0	AWAY	0- 0	0- 1	2- 2				
0- 0	0- 0	0- 0	NEUTRAL	0- 0	0- 0	0- 0				

RPI 1-25				RPI 26-50				RPI 51-100				RPI 101+				Team's RPI: 206	
RPI	S	Opponent	Score	RPI	S	Opponent	Score	RPI	S	Opponent	Score	RPI	S	Opponent	Score		
								94	A	American	71	86	112	H	Houston	56	66
												118	A	Kansas	56	77	
												143	A	Washington	52	81	
												149	A	Davidson	59	67	
												154	H	Delaware	72	46	
												159	H	Duquesne	57	60	
												177	H	UMES	70	49	
												192	A	George Washington	64	60	
												192	H	George Washington	61	46	
												193	A	Saint Louis	53	60	
												198	A	Massachusetts	70	52	
												210	A	St. Bonaventure	55	64	
												210	H	St. Bonaventure	57	68	
												223	H	Rhode Island	75	69	
												227	A	Howard	59	73	
												239	A	UMKC	91	84	
												245	H	Colgate	64	61	
												250	A	Air Force	78	71	
												281	H	Col. of Charleston	66	52	
												306	H	Loyola Maryland	70	38	
												326	A	Eastern Ky.	91	75	
LAST 12 Division I GAMES:																	
192	H	George Washington	61	46	159	H	Duquesne	57	60								
210	A	St. Bonaventure	55	64	210	H	St. Bonaventure	57	68								
193	A	Saint Louis	53	60	149	A	Davidson	59	67								
223	H	Rhode Island	75	69	281	H	Col. of Charleston	66	52								
192	A	George Washington	64	60	177	H	UMES	70	49								
198	A	Massachusetts	70	52	112	H	Houston	56	66								

Non-Div I Games:

George Mason

■ Loss, 
 ■ Non-Conf, 
 ■ S Site, 
 ■ H Home 
 ■ A Away 
 N Neutral



## George Washington

Through Games Of Feb. 9, 2019

Average RPI Win: <b>165</b>	WON-LOST	WINNING	LAST 10	STRENGTH OF	OPP. STRENGTH	TEAM	ADJ.	CONF.	ADJ CONF.
Average RPI Loss: <b>135</b>	RECORD	PCT. RANK	GAMES	SCHEDULE	OF SCHEDULE	RPI	RPI	RPI	RPI
DIV. I ONLY	8- 15	253	0- 1	81	148	192	192	17	17
DIV. I NON-CONF.	3- 10	278	0- 0	46	78	229	229	16	16
TOTALS	RPI 1-25	RPI 26-50	W-L RECORDS	RPI 51-100	RPI 101-150	RPI 150+			
8- 15	0- 2	0- 3	OVERALL	1- 0	3- 3	4- 7			
5- 7	0- 1	0- 1	HOME	1- 0	3- 2	1- 3			
3- 6	0- 0	0- 1	AWAY	0- 0	0- 1	3- 4			
0- 2	0- 1	0- 1	NEUTRAL	0- 0	0- 0	0- 0			
3- 10	0- 2	0- 3	NON-CONFERENCE	1- 0	1- 1	1- 4			
3- 4	0- 1	0- 1	HOME	1- 0	1- 0	1- 2			
0- 4	0- 0	0- 1	AWAY	0- 0	0- 1	0- 2			
0- 2	0- 1	0- 1	NEUTRAL	0- 0	0- 0	0- 0			
5- 5	0- 0	0- 0	CONFERENCE	0- 0	2- 2	3- 3			
2- 3	0- 0	0- 0	HOME	0- 0	2- 2	0- 1			
3- 2	0- 0	0- 0	AWAY	0- 0	0- 0	3- 2			
0- 0	0- 0	0- 0	NEUTRAL	0- 0	0- 0	0- 0			

RPI 1-25			RPI 26-50			RPI 51-100			RPI 101+ Team's RPI: 192		
RPI	S	Opponent	Score	RPI	S	Opponent	Score	RPI	S	Opponent	Score
10	N	NC State	61 <b>69</b>	34	A	James Madison	37 <b>50</b>	93	H	Princeton	64 49
19	H	Maryland	30 <b>69</b>	42	H	Villanova	45 <b>60</b>				
				48	N	Georgia Tech	55 <b>70</b>				
LAST 12 Division I GAMES:											
206	A	George Mason	46 <b>61</b>	283	A	La Salle	67 59				
193	A	Saint Louis	44 <b>60</b>	104	H	Dayton	46 45				
149	H	Davidson	42 <b>62</b>	223	A	Rhode Island	64 59				
159	A	Duquesne	55 54	135	H	Fordham	38 <b>50</b>				
114	H	VCU	57 48	229	H	Memphis	51 38				
206	H	George Mason	60 <b>64</b>	162	A	William & Mary	59 <b>73</b>				

Non-Div I Games:

George Washington

■ Loss, 
 ■ Non-Conf, 
 ■ S Site, 
 ■ H Home 
 ■ A Away 
 N Neutral

Average RPI Win: 155		WON-LOST	WINNING	LAST 10	STRENGTH OF		OPP. STRENGTH	TEAM	ADJ.	CONF.	ADJ CONF.
Average RPI Loss: 53		RECORD	PCT. RANK	GAMES	SCHEDULE		OF SCHEDULE	RPI	RPI	RPI	RPI
DIV. I ONLY		11- 12	171	0- 1	15		45	90	90	6	6
DIV. I NON-CONF.		6- 5	143	0- 0	25		64	73	73	4	4
TOTALS		RPI 1-25	RPI 26-50		W-L RECORDS		RPI 51-100	RPI 101-150		RPI 150+	
11- 12	0- 5	1- 3		OVERALL		2- 0	3- 4		5- 0		
8- 5	0- 2	1- 2		HOME		1- 0	3- 1		3- 0		
3- 5	0- 1	0- 1		AWAY		1- 0	0- 3		2- 0		
0- 2	0- 2	0- 0		NEUTRAL		0- 0	0- 0		0- 0		
6- 5	0- 3	0- 1		NON-CONFERENCE		0- 0	2- 1		4- 0		
4- 2	0- 1	0- 0		HOME		0- 0	2- 1		2- 0		
2- 1	0- 0	0- 1		AWAY		0- 0	0- 0		2- 0		
0- 2	0- 2	0- 0		NEUTRAL		0- 0	0- 0		0- 0		
5- 7	0- 2	1- 2		CONFERENCE		2- 0	1- 3		1- 0		
4- 3	0- 1	1- 2		HOME		1- 0	1- 0		1- 0		
1- 4	0- 1	0- 0		AWAY		1- 0	0- 3		0- 0		
0- 0	0- 0	0- 0		NEUTRAL		0- 0	0- 0		0- 0		

RPI 1-25				RPI 26-50				RPI 51-100				Team's RPI: 90		RPI 101+			
RPI	S	Opponent	Score	RPI	S	Opponent	Score	RPI	S	Opponent	Score			RPI	S	Opponent	Score
2	N	Baylor	46 67	34	A	James Madison	57 69	97	A	Providence	68 52			110	A	Seton Hall	63 76
9	A	Marquette	52 59	36	H	DePaul	64 69	97	H	Providence	61 56			114	H	VCU	45 47
9	H	Marquette	62 72	42	H	Villanova	68 63							119	A	St. John's (NY)	51 59
10	H	NC State	65 76	45	H	Butler	50 59							120	A	Creighton	38 65
24	N	Buffalo	64 73											120	H	Creighton	62 53
														126	H	Pittsburgh	70 41
														135	H	Fordham	58 38
														171	H	Xavier	68 61
														176	A	Rider	79 49
														177	H	UMES	74 55
														253	A	Richmond	73 53
														306	H	Loyola Maryland	45 30
LAST 12 Division I GAMES:																	
		9	A	Marquette	52	59		9	H	Marquette	62	72					
		97	H	Providence	61	56		36	H	DePaul	64	69					
		120	H	Creighton	62	53		120	A	Creighton	38	65					
		110	A	Seton Hall	63	76		97	A	Providence	68	52					
		119	A	St. John's (NY)	51	59		45	H	Butler	50	59					
		42	H	Villanova	68	63		171	H	Xavier	68	61					

Non-Div I Games:

Georgetown

Loss, Non-Conf, S Site, H Home A Away N Neutral

Average RPI Win:	213	WON-LOST	WINNING	LAST 10	STRENGTH OF	OPP. STRENGTH	TEAM	ADJ.	CONF.	ADJ CONF.
Average RPI Loss:	45	RECORD	PCT. RANK	GAMES	SCHEDULE	OF SCHEDULE	RPI	RPI	RPI	RPI
DIV. I ONLY	13- 9	125	0- 1	80	93	100	100	5	5	
DIV. I NON-CONF.	9- 4	85	0- 0	223	245	136	136	5	5	
TOTALS	RPI 1-25	RPI 26-50	W-L RECORDS	RPI 51-100	RPI 101-150	RPI 150+				
13- 9	0- 3	0- 4	OVERALL	3- 1	0- 1	10- 0				
10- 2	0- 1	0- 0	HOME	2- 0	0- 1	8- 0				
2- 6	0- 1	0- 4	AWAY	1- 1	0- 0	1- 0				
1- 1	0- 1	0- 0	NEUTRAL	0- 0	0- 0	1- 0				
9- 4	0- 1	0- 3	NON-CONFERENCE	0- 0	0- 0	9- 0				
8- 0	0- 0	0- 0	HOME	0- 0	0- 0	8- 0				
0- 3	0- 0	0- 3	AWAY	0- 0	0- 0	0- 0				
1- 1	0- 1	0- 0	NEUTRAL	0- 0	0- 0	1- 0				
4- 5	0- 2	0- 1	CONFERENCE	3- 1	0- 1	1- 0				
2- 2	0- 1	0- 0	HOME	2- 0	0- 1	0- 0				
2- 3	0- 1	0- 1	AWAY	1- 1	0- 0	1- 0				
0- 0	0- 0	0- 0	NEUTRAL	0- 0	0- 0	0- 0				

RPI 1-25				RPI 26-50				RPI 51-100				RPI 101+			
RPI	S	Opponent	Score	RPI	S	Opponent	Score	RPI	S	Opponent	Score	RPI	S	Opponent	Score
7	A	Mississippi St.	71 80	31	A	Missouri	35 61	53	H	LSU	63 50	128	H	Alabama	53 58
19	N	Maryland	51 58	42	A	Villanova	56 62	63	A	Auburn	58 59	151	H	Mercer	67 60
20	H	Texas A&M	66 76	44	A	UCLA	69 80	64	H	Tennessee	66 62	179	A	Vanderbilt	71 64
				48	A	Georgia Tech	53 63	74	A	Arkansas	80 72	210	H	St. Bonaventure	67 40
												221	H	Furman	61 38
												262	H	Winthrop	85 39
												288	H	Ga. Southern	81 38
												291	N	Morgan St.	60 33
												315	H	Charleston So.	83 75
												322	H	Lipscomb	77 45
												335	H	Presbyterian	83 59
LAST 12 Division I GAMES:															
63	A	Auburn	58 59	7	A	Mississippi St.	71 80								
74	A	Arkansas	80 72	179	A	Vanderbilt	71 64								
128	H	Alabama	53 58	53	H	LSU	63 50								
20	H	Texas A&M	66 76	335	H	Presbyterian	83 59								
31	A	Missouri	35 61	288	H	Ga. Southern	81 38								
64	H	Tennessee	66 62	322	H	Lipscomb	77 45								

Non-Div I Games:

Georgia

Average RPI Win:	255	WON-LOST	WINNING	LAST 10	STRENGTH OF	OPP. STRENGTH	TEAM	ADJ.	CONF.	ADJ CONF.
Average RPI Loss:	111	RECORD	PCT. RANK	GAMES	SCHEDULE	OF SCHEDULE	RPI	RPI	RPI	RPI
DIV. I ONLY	13- 9	125	1- 0	210	226	157	157	12	12	
DIV. I NON-CONF.	6- 5	143	0- 0	214	243	170	170	15	15	
TOTALS	RPI 1-25	RPI 26-50	W-L RECORDS	RPI 51-100	RPI 101-150	RPI 150+				
13- 9	0- 1	0- 2	OVERALL	2- 2	0- 1	11- 3				
8- 3	0- 0	0- 1	HOME	2- 0	0- 1	6- 1				
5- 6	0- 1	0- 1	AWAY	0- 2	0- 0	5- 2				
0- 0	0- 0	0- 0	NEUTRAL	0- 0	0- 0	0- 0				
6- 5	0- 1	0- 2	NON-CONFERENCE	0- 1	0- 0	6- 1				
4- 1	0- 0	0- 1	HOME	0- 0	0- 0	4- 0				
2- 4	0- 1	0- 1	AWAY	0- 1	0- 0	2- 1				
0- 0	0- 0	0- 0	NEUTRAL	0- 0	0- 0	0- 0				
7- 4	0- 0	0- 0	CONFERENCE	2- 1	0- 1	5- 2				
4- 2	0- 0	0- 0	HOME	2- 0	0- 1	2- 1				
3- 2	0- 0	0- 0	AWAY	0- 1	0- 0	3- 1				
0- 0	0- 0	0- 0	NEUTRAL	0- 0	0- 0	0- 0				

RPI 1-25			RPI 26-50			RPI 51-100			RPI 101+			Team's RPI: 157
RPI	S	Opponent	Score	RPI	S	Opponent	Score	RPI	S	Opponent	Score	
18	A	Florida St.	43 79	34	A	Rice	49 66	56	A	Middle Tenn.	54 69	111 H South Alabama 59 68
				48	H	Georgia Tech	71 78	81	H	Troy	84 80	183 A Texas St. 57 34
								91	A	UT Arlington	45 69	183 H Texas St. 60 69
								91	H	UT Arlington	50 48	204 A Jacksonville St. 56 61
												252 A Louisiana 54 57
												252 H Louisiana 74 71
												257 H Bethune-Cookman 62 57
												288 A Ga. Southern 83 66
												294 A Fla. Atlantic 75 59
												295 A La.-Monroe 56 41
												295 H La.-Monroe 68 46
												299 H Kennesaw St. 79 73
												313 H UNC Greensboro 70 63
												324 A FIU 67 61
												342 H N.C. Central 65 54
LAST 12 Division I GAMES:												
252	H	Louisiana	74 71	111	H	South Alabama	59 68					
295	H	La.-Monroe	68 46	295	A	La.-Monroe	56 41					
288	A	Ga. Southern	83 66	252	A	Louisiana	54 57					
91	A	UT Arlington	45 69	183	H	Texas St.	60 69					
183	A	Texas St.	57 34	91	H	UT Arlington	50 48					
81	H	Troy	84 80	18	A	Florida St.	43 79					

Non-Div I Games:

Georgia St.

Average RPI Win:	163	WON-LOST	WINNING	LAST 10	STRENGTH OF	OPP. STRENGTH	TEAM	ADJ.	CONF.	ADJ CONF.
Average RPI Loss:	36	RECORD	PCT. RANK	GAMES	SCHEDULE	OF SCHEDULE	RPI	RPI	RPI	RPI
DIV. I ONLY	14- 9	114	1- 0	31	20	48	48	1	1	
DIV. I NON-CONF.	10- 3	59	0- 0	152	166	59	59	1	1	
TOTALS	RPI 1-25	RPI 26-50	W-L RECORDS	RPI 51-100	RPI 101-150	RPI 150+				
14- 9	1- 5	0- 2	OVERALL	2- 0	5- 2	6- 0				
9- 2	1- 2	0- 0	HOME	2- 0	2- 0	4- 0				
2- 6	0- 3	0- 2	AWAY	0- 0	1- 1	1- 0				
3- 1	0- 0	0- 0	NEUTRAL	0- 0	2- 1	1- 0				
10- 3	0- 1	0- 0	NON-CONFERENCE	1- 0	3- 2	6- 0				
6- 0	0- 0	0- 0	HOME	1- 0	1- 0	4- 0				
1- 2	0- 1	0- 0	AWAY	0- 0	0- 1	1- 0				
3- 1	0- 0	0- 0	NEUTRAL	0- 0	2- 1	1- 0				
4- 6	1- 4	0- 2	CONFERENCE	1- 0	2- 0	0- 0				
3- 2	1- 2	0- 0	HOME	1- 0	1- 0	0- 0				
1- 4	0- 2	0- 2	AWAY	0- 0	1- 0	0- 0				
0- 0	0- 0	0- 0	NEUTRAL	0- 0	0- 0	0- 0				

RPI 1-25				RPI 26-50				Team's RPI: 48	RPI 51-100				RPI 101+			
RPI	S	Opponent	Score	RPI	S	Opponent	Score		RPI	S	Opponent	Score	RPI	S	Opponent	Score
1	A	Notre Dame	50 90	27	A	North Carolina	90 91		66	H	Duke	70 64	102	N	Idaho St.	74 51
1	H	Notre Dame	55 76	47	A	Clemson	61 71		100	H	Georgia	63 53	104	N	Dayton	66 85
3	A	Louisville	44 61										109	A	Boston College	81 76
8	H	Syracuse	65 55										110	N	Seton Hall	84 73
10	H	NC State	60 68										112	A	Houston	89 95
19	A	Maryland	54 67										126	H	Pittsburgh	67 55
													141	H	Appalachian St.	71 53
													157	A	Georgia St.	78 71
													192	N	George Washington	70 55
													246	H	Alabama St.	69 42
													286	H	Wofford	81 40
													299	H	Kennesaw St.	60 35
													337	H	Western Caro.	84 49
LAST 12 Division I GAMES:																
126	H	Pittsburgh	67 55	3	A	Louisville	44 61									
1	A	Notre Dame	50 90	66	H	Duke	70 64									
27	A	North Carolina	90 91	1	H	Notre Dame	55 76									
10	H	NC State	60 68	109	A	Boston College	81 76									
8	H	Syracuse	65 55	286	H	Wofford	81 40									
47	A	Clemson	61 71	104	N	Dayton	66 85									

Non-Div I Games:

Georgia Tech

■ Loss, 
 ■ Non-Conf, S Site, 
 ■ Home 
 ■ Away 
 N Neutral

Average RPI Win: <b>128</b>	WON-LOST	WINNING	LAST 10	STRENGTH OF	OPP. STRENGTH	TEAM	ADJ.	CONF.	ADJ CONF.
Average RPI Loss: <b>19</b>	RECORD	PCT. RANK	GAMES	SCHEDULE	OF SCHEDULE	RPI	RPI	RPI	RPI
DIV. I ONLY	<b>22- 2</b>	<b>5</b>	<b>1- 0</b>	<b>60</b>	<b>28</b>	<b>13</b>	<b>13</b>	<b>8</b>	<b>8</b>
DIV. I NON-CONF.	<b>11- 1</b>	<b>13</b>	<b>1- 0</b>	<b>56</b>	<b>4</b>	<b>11</b>	<b>11</b>	<b>7</b>	<b>7</b>
TOTALS	RPI 1-25	RPI 26-50	W-L RECORDS	RPI 51-100	RPI 101-150	RPI 150+			
22- 2	2- 1	2- 1	OVERALL	5- 0	4- 0	9- 0			
11- 0	1- 0	1- 0	HOME	2- 0	2- 0	5- 0			
9- 1	0- 0	1- 1	AWAY	3- 0	1- 0	4- 0			
2- 1	1- 1	0- 0	NEUTRAL	0- 0	1- 0	0- 0			
11- 1	2- 1	0- 0	NON-CONFERENCE	2- 0	3- 0	4- 0			
6- 0	1- 0	0- 0	HOME	1- 0	2- 0	2- 0			
3- 0	0- 0	0- 0	AWAY	1- 0	0- 0	2- 0			
2- 1	1- 1	0- 0	NEUTRAL	0- 0	1- 0	0- 0			
11- 1	0- 0	2- 1	CONFERENCE	3- 0	1- 0	5- 0			
5- 0	0- 0	1- 0	HOME	1- 0	0- 0	3- 0			
6- 1	0- 0	1- 1	AWAY	2- 0	1- 0	2- 0			
0- 0	0- 0	0- 0	NEUTRAL	0- 0	0- 0	0- 0			

RPI	S	Opponent	Score	RPI	S	Opponent	Score	RPI	S	Opponent	Score	RPI	S	Opponent	Score
1	N	Notre Dame	65 <b>81</b>	37	A	BYU	68 <b>70</b>	60	A	Missouri St.	70 67	102	H	Idaho St.	70 51
4	H	Stanford	79 73	49	A	Saint Mary's (CA)	66 52	79	A	Pacific	63 51	123	H	Washington St.	76 53
15	N	Rutgers	57 40	49	H	Saint Mary's (CA)	74 62	79	H	Pacific	88 65	125	A	Pepperdine	79 54
								86	H	Idaho	88 51	130	N	Western Ky.	76 55
								99	A	Loyola Marymount	78 53	161	A	Portland	93 62
												161	H	Portland	97 71
												165	H	Montana	76 52
												184	H	Santa Clara	78 61
												196	A	Eastern Wash.	63 51
												212	A	UNLV	70 59
												240	H	San Francisco	78 51
												249	H	Colorado St.	50 39
												255	A	San Diego	86 61
LAST 12 Division I GAMES:															
130	N	Western Ky.	76 55	240	H	San Francisco	78 51								
15	N	Rutgers	57 40	255	A	San Diego	86 61								
161	A	Portland	93 62	37	A	BYU	68 <b>70</b>								
49	A	Saint Mary's (CA)	66 52	161	H	Portland	97 71								
79	A	Pacific	63 51	79	H	Pacific	88 65								
184	H	Santa Clara	78 61	49	H	Saint Mary's (CA)	74 62								

Non-Div I Games:

Gonzaga

## Grambling

Through Games Of Feb. 9, 2019

Average RPI Win:	236	WON-LOST	WINNING	LAST 10	STRENGTH OF	OPP. STRENGTH	TEAM	ADJ.	CONF.	ADJ CONF.
Average RPI Loss:	158	RECORD	PCT. RANK	GAMES	SCHEDULE	OF SCHEDULE	RPI	RPI	RPI	RPI
DIV. I ONLY	9- 13	227	0- 1	236	239	211	211	29	29	
DIV. I NON-CONF.	3- 9	271	0- 0	66	111	187	187	27	27	
TOTALS	RPI 1-25	RPI 26-50	W-L RECORDS	RPI 51-100	RPI 101-150	RPI 150+				
9- 13	0- 0	1- 1	OVERALL	1- 2	0- 4	7- 6				
3- 3	0- 0	0- 0	HOME	0- 0	0- 0	3- 3				
4- 9	0- 0	0- 0	AWAY	0- 2	0- 4	4- 3				
2- 1	0- 0	1- 1	NEUTRAL	1- 0	0- 0	0- 0				
3- 9	0- 0	1- 1	NON-CONFERENCE	1- 2	0- 4	1- 2				
1- 0	0- 0	0- 0	HOME	0- 0	0- 0	1- 0				
0- 8	0- 0	0- 0	AWAY	0- 2	0- 4	0- 2				
2- 1	0- 0	1- 1	NEUTRAL	1- 0	0- 0	0- 0				
6- 4	0- 0	0- 0	CONFERENCE	0- 0	0- 0	6- 4				
2- 3	0- 0	0- 0	HOME	0- 0	0- 0	2- 3				
4- 1	0- 0	0- 0	AWAY	0- 0	0- 0	4- 1				
0- 0	0- 0	0- 0	NEUTRAL	0- 0	0- 0	0- 0				

RPI S	Opponent	Score	RPI S	Opponent	Score	RPI S	Opponent	Score	RPI S	Opponent	Score	Team's RPI: 211
38 N	South Dakota	53 67	63 A	Auburn	48 97	103 A	Oklahoma St.	40 86				
39 N	Indiana	65 62	91 A	UT Arlington	54 78	118 A	Kansas	45 76				
			99 N	Loyola Marymount	62 61	128 A	Alabama	55 73				
						134 A	South Fla.	50 67				
						168 A	Southern U.	65 71				
						168 H	Southern U.	81 86				
						191 A	Southern Miss.	47 68				
						201 A	Prairie View	64 63				
						217 A	Texas Southern	75 67				
						246 A	Alabama St.	80 72				
						251 A	Wichita St.	61 70				
						298 H	Jackson St.	74 77				
						300 A	Alabama A&M	63 51				
						309 H	Mississippi Val.	52 54				
						329 H	McNeese	75 51				
						347 H	Ark.-Pine Bluff	77 57				
						350 H	Alcorn	61 56				
LAST 12 Division I GAMES:												
168 A	Southern U.	65 71	350 H	Alcorn	61 56							
309 H	Mississippi Val.	52 54	168 H	Southern U.	81 86							
347 H	Ark.-Pine Bluff	77 57	300 A	Alabama A&M	63 51							
298 H	Jackson St.	74 77	246 A	Alabama St.	80 72							
201 A	Prairie View	64 63	103 A	Oklahoma St.	40 86							
217 A	Texas Southern	75 67	99 N	Loyola Marymount	62 61							

Non-Div I Games:

Grambling

■ Loss, 
 ■ Non-Conf, 
 ■ S Site, 
 ■ H Home 
 ■ A Away 
 N Neutral

Average RPI Win: 288		WON-LOST	WINNING	LAST 10	STRENGTH OF	OPP. STRENGTH	TEAM	ADJ.	CONF.	ADJ CONF.
Average RPI Loss: 218		RECORD	PCT. RANK	GAMES	SCHEDULE	OF SCHEDULE	RPI	RPI	RPI	RPI
DIV. I ONLY		5- 15	301	0- 1	330	330	338	338	30	30
DIV. I NON-CONF.		2- 8	293	0- 0	330	299	347	347	30	30
TOTALS	RPI 1-25	RPI 26-50		W-L RECORDS		RPI 51-100	RPI 101-150	RPI 150+		
5- 15	0- 0	0- 0		OVERALL		0- 0	0- 2	5- 13		
4- 5	0- 0	0- 0		HOME		0- 0	0- 1	4- 4		
1- 10	0- 0	0- 0		AWAY		0- 0	0- 1	1- 9		
0- 0	0- 0	0- 0		NEUTRAL		0- 0	0- 0	0- 0		
2- 8	0- 0	0- 0		NON-CONFERENCE		0- 0	0- 2	2- 6		
2- 3	0- 0	0- 0		HOME		0- 0	0- 1	2- 2		
0- 5	0- 0	0- 0		AWAY		0- 0	0- 1	0- 4		
0- 0	0- 0	0- 0		NEUTRAL		0- 0	0- 0	0- 0		
3- 7	0- 0	0- 0		CONFERENCE		0- 0	0- 0	3- 7		
2- 2	0- 0	0- 0		HOME		0- 0	0- 0	2- 2		
1- 5	0- 0	0- 0		AWAY		0- 0	0- 0	1- 5		
0- 0	0- 0	0- 0		NEUTRAL		0- 0	0- 0	0- 0		

RPI 1-25				RPI 26-50				RPI 51-100				RPI 101+				Team's RPI: 338	
RPI	S	Opponent	Score	RPI	S	Opponent	Score	RPI	S	Opponent	Score	RPI	S	Opponent	Score		
												116	A	UNCW	55	77	
												140	H	Portland St.	55	60	
												165	H	Montana	47	69	
												166	A	New Mexico St.	52	81	
												166	H	New Mexico St.	54	51	
												174	H	Indiana St.	81	88	
												184	A	Santa Clara	55	75	
												202	A	East Carolina	47	59	
												219	A	UTRGV	42	49	
												219	H	UTRGV	50	66	
												239	A	UMKC	45	73	
												259	A	Long Beach St.	50	57	
												261	H	California Baptist	75	71	
												273	H	CSU Bakersfield	46	59	
												282	A	Utah Valley	46	57	
												292	A	UC Santa Barbara	55	66	
												321	H	Incarnate Word	74	63	
												343	A	Seattle U	74	73	
												346	A	Chicago St.	48	50	
												351	H	LIU Brooklyn	65	62	
LAST 12 Division I GAMES:																	
				166	A	New Mexico St.	52	81	219	H	UTRGV	50	66				
				219	A	UTRGV	42	49	166	H	New Mexico St.	54	51				
				273	H	CSU Bakersfield	46	59	343	A	Seattle U	74	73				
				261	H	California Baptist	75	71	282	A	Utah Valley	46	57				
				239	A	UMKC	45	73	184	A	Santa Clara	55	75				
				346	A	Chicago St.	48	50	259	A	Long Beach St.	50	57				

Non-Div I Games:

## Grand Canyon

■ Loss, ■ Non-Conf, S Site, H Home A Away N Neutral



Average RPI Win:	198	WON-LOST	WINNING	LAST 10	STRENGTH OF	OPP. STRENGTH	TEAM	ADJ.	CONF.	ADJ CONF.
Average RPI Loss:	56	RECORD	PCT. RANK	GAMES	SCHEDULE	OF SCHEDULE	RPI	RPI	RPI	RPI
DIV. I ONLY	14- 7	80	1- 0	71	129	65	65	21	21	
DIV. I NON-CONF.	4- 5	190	0- 0	3	12	34	34	17	17	
TOTALS	RPI 1-25	RPI 26-50	W-L RECORDS	RPI 51-100	RPI 101-150	RPI 150+				
14- 7	0- 1	1- 3	OVERALL	2- 2	2- 1	9- 0				
9- 2	0- 0	0- 0	HOME	2- 1	2- 1	5- 0				
5- 5	0- 1	1- 3	AWAY	0- 1	0- 0	4- 0				
0- 0	0- 0	0- 0	NEUTRAL	0- 0	0- 0	0- 0				
4- 5	0- 1	1- 3	NON-CONFERENCE	1- 1	1- 0	1- 0				
3- 1	0- 0	0- 0	HOME	1- 1	1- 0	1- 0				
1- 4	0- 1	1- 3	AWAY	0- 0	0- 0	0- 0				
0- 0	0- 0	0- 0	NEUTRAL	0- 0	0- 0	0- 0				
10- 2	0- 0	0- 0	CONFERENCE	1- 1	1- 1	8- 0				
6- 1	0- 0	0- 0	HOME	1- 0	1- 1	4- 0				
4- 1	0- 0	0- 0	AWAY	0- 1	0- 0	4- 0				
0- 0	0- 0	0- 0	NEUTRAL	0- 0	0- 0	0- 0				

RPI 1-25				RPI 26-50				RPI 51-100				Team's RPI: 65	RPI 101+			
RPI	S	Opponent	Score	RPI	S	Opponent	Score	RPI	S	Opponent	Score		RPI	S	Opponent	Score
9	A	Marquette	54 80	28	A	South Dakota St.	47 77	75	H	Maine	70 39		104	H	Dayton	51 35
				31	A	Missouri	56 49	77	A	Wright St.	67 85		124	H	IUPUI	63 67
				36	A	DePaul	64 73	77	H	Wright St.	56 37		127	H	Youngstown St.	60 42
				38	A	South Dakota	49 55	82	H	Northwestern	55 57		180	H	Wisconsin	55 46
													189	A	Milwaukee	76 62
													189	H	Milwaukee	59 45
													269	H	Cleveland St.	62 53
													279	A	Northern Ky.	81 61
													279	H	Northern Ky.	70 42
													304	A	Oakland	77 53
													331	H	UIC	62 32
													336	A	Detroit Mercy	65 40
LAST 12 Division I GAMES:																
				77	H	Wright St.	56 37	336	A	Detroit Mercy	65 40					
				279	H	Northern Ky.	70 42	127	H	Youngstown St.	60 42					
				189	H	Milwaukee	59 45	269	H	Cleveland St.	62 53					
				124	H	IUPUI	63 67	279	A	Northern Ky.	81 61					
				331	H	UIC	62 32	77	A	Wright St.	67 85					
				304	A	Oakland	77 53	189	A	Milwaukee	76 62					

Non-Div I Games: Wis.-Parkside 81 32

Green Bay

■ Loss, 
 ■ Non-Conf, S Site, 
 ■ Home 
 ■ Away 
 N Neutral

Average RPI Win: <b>249</b>	WON-LOST	WINNING	LAST 10	STRENGTH OF	OPP. STRENGTH	TEAM	ADJ.	CONF.	ADJ CONF.
Average RPI Loss: <b>173</b>	RECORD	PCT. RANK	GAMES	SCHEDULE	OF SCHEDULE	RPI	RPI	RPI	RPI
DIV. I ONLY	11- 9	140	0- 1	261	259	190	190	28	28
DIV. I NON-CONF.	3- 7	256	0- 1	209	117	266	266	29	29
TOTALS	RPI 1-25	RPI 26-50	W-L RECORDS	RPI 51-100	RPI 101-150	RPI 150+			
11- 9	0- 1	1- 0	OVERALL	1- 1	0- 2	9- 5			
7- 2	0- 0	1- 0	HOME	1- 0	0- 1	5- 1			
4- 5	0- 1	0- 0	AWAY	0- 0	0- 1	4- 3			
0- 2	0- 0	0- 0	NEUTRAL	0- 1	0- 0	0- 1			
3- 7	0- 1	1- 0	NON-CONFERENCE	0- 1	0- 1	2- 4			
2- 2	0- 0	1- 0	HOME	0- 0	0- 1	1- 1			
1- 3	0- 1	0- 0	AWAY	0- 0	0- 0	1- 2			
0- 2	0- 0	0- 0	NEUTRAL	0- 1	0- 0	0- 1			
8- 2	0- 0	0- 0	CONFERENCE	1- 0	0- 1	7- 1			
5- 0	0- 0	0- 0	HOME	1- 0	0- 0	4- 0			
3- 2	0- 0	0- 0	AWAY	0- 0	0- 1	3- 1			
0- 0	0- 0	0- 0	NEUTRAL	0- 0	0- 0	0- 0			

RPI 1-25				RPI 26-50				RPI 51-100				RPI 101+ Team's RPI: 190			
RPI	S	Opponent	Score	RPI	S	Opponent	Score	RPI	S	Opponent	Score	RPI	S	Opponent	Score
10	A	NC State	51 <b>83</b>	34	H	James Madison	72 65	54	N	SFA	68 <b>70</b>	132	A	High Point	73 <b>82</b>
								95	H	Radford	68 54	145	H	Chattanooga	50 <b>58</b>
												194	A	UNC Asheville	61 58
												200	H	Elon	62 <b>77</b>
												230	N	Sacramento St.	61 <b>65</b>
												241	A	Campbell	46 <b>52</b>
												260	H	Gardner-Webb	82 80
												262	A	Winthrop	84 63
												265	A	Columbia	63 <b>88</b>
												271	H	Samford	64 57
												277	A	Cornell	53 <b>79</b>
												294	A	Fla. Atlantic	72 68
												315	A	Charleston So.	74 66
												335	H	Presbyterian	79 62
												340	H	USC Upstate	67 43
												341	H	Longwood	66 40
LAST 12 Division I GAMES:															
230	N	Sacramento St.	61 <b>65</b>	241	A	Campbell	46 <b>52</b>								
335	H	Presbyterian	79 62	341	H	Longwood	66 40								
132	A	High Point	73 <b>82</b>	95	H	Radford	68 54								
340	H	USC Upstate	67 43	194	A	UNC Asheville	61 58								
260	H	Gardner-Webb	82 80	315	A	Charleston So.	74 66								
262	A	Winthrop	84 63	265	A	Columbia	63 <b>88</b>								

Non-Div I Games: Mid-Atlantic Christl15 48

Hampton

■ Loss, 
 ■ Non-Conf, 
 ■ S Site, 
 ■ Home 
 ■ Away 
 N Neutral

Average RPI Win:	238	WON-LOST	WINNING	LAST 10	STRENGTH OF	OPP. STRENGTH	TEAM	ADJ.	CONF.	ADJ CONF.
Average RPI Loss:	83	RECORD	PCT. RANK	GAMES	SCHEDULE	OF SCHEDULE	RPI	RPI	RPI	RPI
DIV. I ONLY	16- 8	80	0- 1	153	185	105	105	23	23	
DIV. I NON-CONF.	7- 7	162	0- 1	106	84	131	131	24	24	
TOTALS	RPI 1-25	RPI 26-50	W-L RECORDS	RPI 51-100	RPI 101-150	RPI 150+				
16- 8	0- 3	0- 1	OVERALL	2- 2	0- 0	14- 2				
9- 2	0- 1	0- 0	HOME	2- 1	0- 0	7- 0				
7- 4	0- 1	0- 1	AWAY	0- 1	0- 0	7- 1				
0- 2	0- 1	0- 0	NEUTRAL	0- 0	0- 0	0- 1				
7- 7	0- 3	0- 1	NON-CONFERENCE	1- 2	0- 0	6- 1				
4- 2	0- 1	0- 0	HOME	1- 1	0- 0	3- 0				
3- 3	0- 1	0- 1	AWAY	0- 1	0- 0	3- 0				
0- 2	0- 1	0- 0	NEUTRAL	0- 0	0- 0	0- 1				
9- 1	0- 0	0- 0	CONFERENCE	1- 0	0- 0	8- 1				
5- 0	0- 0	0- 0	HOME	1- 0	0- 0	4- 0				
4- 1	0- 0	0- 0	AWAY	0- 0	0- 0	4- 1				
0- 0	0- 0	0- 0	NEUTRAL	0- 0	0- 0	0- 0				

RPI 1-25				RPI 26-50				RPI 51-100				RPI 101+ Team's RPI: 105			
RPI	S	Opponent	Score	RPI	S	Opponent	Score	RPI	S	Opponent	Score	RPI	S	Opponent	Score
3	N	Louisville	69 86	42	A	Villanova	41 59	52	A	New Mexico	65 72	160	A	Stony Brook	64 36
21	A	Miami (FL)	62 75					75	H	Maine	49 46	160	H	Stony Brook	73 62
23	H	Michigan St.	66 74					80	H	Harvard	73 60	162	H	William & Mary	50 45
								93	H	Princeton	38 75	163	N	Southern Ill.	50 72
												223	A	Rhode Island	65 51
												235	H	Albany (NY)	82 35
												263	A	Binghamton	62 73
												275	H	Vermont	61 32
												291	H	Morgan St.	80 59
												296	A	UMBC	66 52
												296	H	UMBC	92 47
												302	A	Central Conn. St.	54 52
												305	H	Bryant	67 57
												310	A	New Hampshire	66 48
												318	A	UMass Lowell	66 44
												320	A	NJIT	84 53
LAST 12 Division I GAMES:															
52	A	New Mexico	65 72	310	A	New Hampshire	66 48								
21	A	Miami (FL)	62 75	318	A	UMass Lowell	66 44								
296	H	UMBC	92 47	75	H	Maine	49 46								
160	H	Stony Brook	73 62	275	H	Vermont	61 32								
263	A	Binghamton	62 73	296	A	UMBC	66 52								
235	H	Albany (NY)	82 35	160	A	Stony Brook	64 36								

Non-Div I Games:

Hartford

■ Loss, 
■ Non-Conf, 
■ S Site, 
■ H Home 
■ A Away 
N Neutral

Average RPI Win:	202	WON-LOST	WINNING	LAST 10	STRENGTH OF	OPP. STRENGTH	TEAM	ADJ.	CONF.	ADJ CONF.
Average RPI Loss:	81	RECORD	PCT. RANK	GAMES	SCHEDULE	OF SCHEDULE	RPI	RPI	RPI	RPI
DIV. I ONLY	11- 8	136	1- 0	85	100	80	80	11	11	
DIV. I NON-CONF.	7- 6	153	1- 0	59	27	75	75	11	11	
TOTALS	RPI 1-25	RPI 26-50	W-L RECORDS	RPI 51-100	RPI 101-150	RPI 150+				
11- 8	0- 2	1- 1	OVERALL	0- 3	1- 1	9- 1				
3- 3	0- 1	0- 0	HOME	0- 2	1- 0	2- 0				
7- 5	0- 1	1- 1	AWAY	0- 1	0- 1	6- 1				
1- 0	0- 0	0- 0	NEUTRAL	0- 0	0- 0	1- 0				
7- 6	0- 2	1- 1	NON-CONFERENCE	0- 2	1- 1	5- 0				
2- 3	0- 1	0- 0	HOME	0- 2	1- 0	1- 0				
4- 3	0- 1	1- 1	AWAY	0- 0	0- 1	3- 0				
1- 0	0- 0	0- 0	NEUTRAL	0- 0	0- 0	1- 0				
4- 2	0- 0	0- 0	CONFERENCE	0- 1	0- 0	4- 1				
1- 0	0- 0	0- 0	HOME	0- 0	0- 0	1- 0				
3- 2	0- 0	0- 0	AWAY	0- 1	0- 0	3- 1				
0- 0	0- 0	0- 0	NEUTRAL	0- 0	0- 0	0- 0				

RPI 1-25				RPI 26-50				RPI 51-100				Team's RPI: 80	RPI 101+			
RPI	S	Opponent	Score	RPI	S	Opponent	Score	RPI	S	Opponent	Score		RPI	S	Opponent	Score
1	A	Notre Dame	58 103	30	A	California	85 79	68	H	Quinnipiac	67 72		105	A	Hartford	60 73
15	H	Rutgers	49 60	46	A	Purdue	65 66	75	H	Maine	60 67		144	H	Boston U.	67 47
								76	A	Yale	62 65		155	A	CSUN	75 55
													199	A	Dartmouth	73 57
													199	H	Dartmouth	56 46
													204	N	Jacksonville St.	69 62
													223	A	Rhode Island	80 47
													228	A	Brown	100 83
													265	A	Columbia	65 75
													277	A	Cornell	68 61
													278	A	Siena	73 54
													283	H	La Salle	88 43
LAST 12 Division I GAMES:																
155	A	CSUN	75 55	199	H	Dartmouth	56 46	30	A	California	85 79		223	A	Rhode Island	80 47
277	A	Cornell	68 61	76	A	Yale	62 65	144	H	Boston U.	67 47		15	H	Rutgers	49 60
265	A	Columbia	65 75	199	A	Dartmouth	73 57	75	H	Maine	60 67		46	A	Purdue	65 66

Non-Div I Games:

Harvard

■ Loss, 
■ Non-Conf, S Site, 
■ Home 
■ Away 
N Neutral

Average RPI Win: <b>227</b>	WON-LOST	WINNING	LAST 10	STRENGTH OF	OPP. STRENGTH	TEAM	ADJ.	CONF.	ADJ CONF.
Average RPI Loss: <b>155</b>	RECORD	PCT. RANK	GAMES	SCHEDULE	OF SCHEDULE	RPI	RPI	RPI	RPI
DIV. I ONLY	8- 13	239	0- 1	211	167	236	236	20	20
DIV. I NON-CONF.	3- 9	271	0- 1	159	92	271	271	20	20
TOTALS	RPI 1-25	RPI 26-50	W-L RECORDS	RPI 51-100	RPI 101-150	RPI 150+			
8- 13	0- 1	0- 1	OVERALL	2- 2	0- 1	6- 8			
4- 7	0- 1	0- 0	HOME	2- 2	0- 1	2- 3			
4- 5	0- 0	0- 0	AWAY	0- 0	0- 0	4- 5			
0- 1	0- 0	0- 1	NEUTRAL	0- 0	0- 0	0- 0			
3- 9	0- 1	0- 1	NON-CONFERENCE	1- 2	0- 1	2- 4			
2- 5	0- 1	0- 0	HOME	1- 2	0- 1	1- 1			
1- 3	0- 0	0- 0	AWAY	0- 0	0- 0	1- 3			
0- 1	0- 0	0- 1	NEUTRAL	0- 0	0- 0	0- 0			
5- 4	0- 0	0- 0	CONFERENCE	1- 0	0- 0	4- 4			
2- 2	0- 0	0- 0	HOME	1- 0	0- 0	1- 2			
3- 2	0- 0	0- 0	AWAY	0- 0	0- 0	3- 2			
0- 0	0- 0	0- 0	NEUTRAL	0- 0	0- 0	0- 0			

RPI 1-25				RPI 26-50				RPI 51-100				RPI 101+ Team's RPI: 236			
RPI	S	Opponent	Score	RPI	S	Opponent	Score	RPI	S	Opponent	Score	RPI	S	Opponent	Score
4	H	Stanford	59 <b>81</b>	40	N	Utah	48 <b>73</b>	71	H	FGCU	67 <b>73</b>	125	H	Pepperdine	64 <b>65</b>
								86	H	Idaho	69 61	155	H	CSUN	29 <b>49</b>
								92	H	UC Davis	65 60	161	H	Portland	65 <b>72</b>
								94	H	American	57 <b>69</b>	164	H	UC Riverside	55 <b>60</b>
												169	A	UC Irvine	70 68
												205	A	San Diego St.	57 <b>58</b>
												212	A	UNLV	66 61
												232	A	Nevada	78 <b>79</b>
												244	A	Cal St. Fullerton	68 <b>72</b>
												255	A	San Diego	50 <b>58</b>
												259	A	Long Beach St.	40 <b>56</b>
												292	A	UC Santa Barbara	47 35
												312	A	Cal Poly	71 54
												312	H	Cal Poly	70 52
												343	H	Seattle U	67 51
LAST 12 Division I GAMES:															
				40	N	Utah	48 <b>73</b>	312	A	Cal Poly	71 54				
				259	A	Long Beach St.	40 <b>56</b>	155	H	CSUN	29 <b>49</b>				
				169	A	UC Irvine	70 68	92	H	UC Davis	65 60				
				312	H	Cal Poly	70 52	244	A	Cal St. Fullerton	68 <b>72</b>				
				164	H	UC Riverside	55 <b>60</b>	232	A	Nevada	78 <b>79</b>				
				292	A	UC Santa Barbara	47 35	212	A	UNLV	66 61				

Non-Div I Games: Hawaii Pacific 66 51

Hawaii

Average RPI Win:	273	WON-LOST	WINNING	LAST 10	STRENGTH OF	OPP. STRENGTH	TEAM	ADJ.	CONF.	ADJ CONF.
Average RPI Loss:	95	RECORD	PCT. RANK	GAMES	SCHEDULE	OF SCHEDULE	RPI	RPI	RPI	RPI
DIV. I ONLY	13- 7	98	0- 1	215	304	132	132	28	28	
DIV. I NON-CONF.	5- 4	139	0- 0	132	233	110	110	29	29	
TOTALS	RPI 1-25	RPI 26-50	W-L RECORDS	RPI 51-100	RPI 101-150	RPI 150+				
13- 7	0- 0	0- 2	OVERALL	1- 3	0- 1	12- 1				
9- 1	0- 0	0- 0	HOME	1- 1	0- 0	8- 0				
4- 6	0- 0	0- 2	AWAY	0- 2	0- 1	4- 1				
0- 0	0- 0	0- 0	NEUTRAL	0- 0	0- 0	0- 0				
5- 4	0- 0	0- 2	NON-CONFERENCE	1- 1	0- 1	4- 0				
4- 0	0- 0	0- 0	HOME	1- 0	0- 0	3- 0				
1- 4	0- 0	0- 2	AWAY	0- 1	0- 1	1- 0				
0- 0	0- 0	0- 0	NEUTRAL	0- 0	0- 0	0- 0				
8- 3	0- 0	0- 0	CONFERENCE	0- 2	0- 0	8- 1				
5- 1	0- 0	0- 0	HOME	0- 1	0- 0	5- 0				
3- 2	0- 0	0- 0	AWAY	0- 1	0- 0	3- 1				
0- 0	0- 0	0- 0	NEUTRAL	0- 0	0- 0	0- 0				

RPI 1-25			RPI 26-50			RPI 51-100			RPI 101+			Team's RPI: 132
RPI	S	Opponent	Score	RPI	S	Opponent	Score	RPI	S	Opponent	Score	
26	A	Kentucky	49 71	61	A	Miami (OH)	55 68	149	A	Davidson	62 71	
47	A	Clemson	64 83	94	H	American	66 61	190	H	Hampton	82 73	
				95	A	Radford	58 80	194	A	UNC Asheville	56 67	
				95	H	Radford	79 84	241	H	Campbell	65 60	
								247	A	ETSU	73 65	
								260	A	Gardner-Webb	78 61	
								262	H	Winthrop	56 54	
								272	H	Norfolk St.	83 51	
								313	H	UNC Greensboro	82 75	
								315	H	Charleston So.	71 64	
								335	H	Presbyterian	79 40	
								340	A	USC Upstate	87 61	
								341	A	Longwood	65 54	
								342	H	N.C. Central	80 69	
LAST 12 Division I GAMES:												
95	H	Radford	79 84	194	A	UNC Asheville	56 67					
341	A	Longwood	65 54	260	A	Gardner-Webb	78 61					
190	H	Hampton	82 73	335	H	Presbyterian	79 40					
262	H	Winthrop	56 54	95	A	Radford	58 80					
315	H	Charleston So.	71 64	340	A	USC Upstate	87 61					
241	H	Campbell	65 60	247	A	ETSU	73 65					

Non-Div I Games: Greensboro 102 50 Mars Hill 86 36

High Point

■ Loss, 
 ■ Non-Conf, 
 ■ S Site, 
 ■ H Home 
 ■ A Away 
 N Neutral

# Hofstra

Through Games Of Feb. 9, 2019

Average RPI Win: <b>236</b>	WON-LOST	WINNING	LAST 10	STRENGTH OF	OPP. STRENGTH	TEAM	ADJ.	CONF.	ADJ CONF.
Average RPI Loss: <b>156</b>	RECORD	PCT. RANK	GAMES	SCHEDULE	OF SCHEDULE	RPI	RPI	RPI	RPI
DIV. I ONLY	6- 15	286	0- 1	158	234	256	256	10	10
DIV. I NON-CONF.	5- 6	177	0- 0	251	335	219	219	10	10
TOTALS	RPI 1-25	RPI 26-50	W-L RECORDS	RPI 51-100	RPI 101-150	RPI 150+			
6- 15	0- 0	0- 1	OVERALL	1- 2	0- 4	5- 8			
2- 7	0- 0	0- 0	HOME	1- 1	0- 1	1- 5			
3- 6	0- 0	0- 1	AWAY	0- 0	0- 2	3- 3			
1- 2	0- 0	0- 0	NEUTRAL	0- 1	0- 1	1- 0			
5- 6	0- 0	0- 0	NON-CONFERENCE	0- 1	0- 1	5- 4			
1- 2	0- 0	0- 0	HOME	0- 0	0- 0	1- 2			
3- 2	0- 0	0- 0	AWAY	0- 0	0- 0	3- 2			
1- 2	0- 0	0- 0	NEUTRAL	0- 1	0- 1	1- 0			
1- 9	0- 0	0- 1	CONFERENCE	1- 1	0- 3	0- 4			
1- 5	0- 0	0- 0	HOME	1- 1	0- 1	0- 3			
0- 4	0- 0	0- 1	AWAY	0- 0	0- 2	0- 1			
0- 0	0- 0	0- 0	NEUTRAL	0- 0	0- 0	0- 0			

RPI S	Opponent	Score	RPI S	Opponent	Score	RPI S	Opponent	Score	RPI S	Opponent	Score	Team's RPI: 256
34	A James Madison	54 <b>77</b>	77	N Wright St.	64 <b>93</b>	115	A Towson	68 <b>92</b>				
			83	H Drexel	49 <b>61</b>	115	H Towson	56 <b>68</b>				
			85	H Northeastern	78 61	116	A UNCW	54 <b>89</b>				
						148	N Marist	57 <b>71</b>				
						154	H Delaware	59 <b>78</b>				
						160	A Stony Brook	49 <b>77</b>				
						162	H William & Mary	55 <b>60</b>				
						200	H Elon	64 <b>77</b>				
						208	A Holy Cross	66 <b>72</b>				
						210	A St. Bonaventure	67 59				
						215	N Stetson	53 50				
						225	H Sacred Heart	64 <b>70</b>				
						265	H Columbia	63 <b>65</b>				
						278	A Siena	57 50				
						281	A Col. of Charleston	62 <b>70</b>				
						296	A UMBC	45 42				
						330	H Iona	74 49				
LAST 12 Division I GAMES:												
115	H Towson	56 <b>68</b>	115	A Towson	68 <b>92</b>							
281	A Col. of Charleston	62 <b>70</b>	34	A James Madison	54 <b>77</b>							
116	A UNCW	54 <b>89</b>	200	H Elon	64 <b>77</b>							
85	H Northeastern	78 61	162	H William & Mary	55 <b>60</b>							
83	H Drexel	49 <b>61</b>	278	A Siena	57 50							
154	H Delaware	59 <b>78</b>	296	A UMBC	45 42							

Non-Div I Games: Wilmington (DE) 77 56

Hofstra

Loss, Non-Conf, S Site, H Home A Away N Neutral

# Holy Cross

Through Games Of Feb. 9, 2019

Average RPI Win:	266	WON-LOST	WINNING	LAST 10	STRENGTH OF	OPP. STRENGTH	TEAM	ADJ.	CONF.	ADJ CONF.
Average RPI Loss:	190	RECORD	PCT. RANK	GAMES	SCHEDULE	OF SCHEDULE	RPI	RPI	RPI	RPI
DIV. I ONLY	13- 9	125	1- 0	327	260	208	208	19	19	
DIV. I NON-CONF.	8- 3	72	0- 0	335	294	198	198	22	22	
TOTALS	RPI 1-25	RPI 26-50	W-L RECORDS	RPI 51-100	RPI 101-150	RPI 150+				
13- 9	0- 0	0- 0	OVERALL	0- 2	1- 1	12- 6				
9- 2	0- 0	0- 0	HOME	0- 0	1- 0	8- 2				
4- 7	0- 0	0- 0	AWAY	0- 2	0- 1	4- 4				
0- 0	0- 0	0- 0	NEUTRAL	0- 0	0- 0	0- 0				
8- 3	0- 0	0- 0	NON-CONFERENCE	0- 0	0- 1	8- 2				
5- 1	0- 0	0- 0	HOME	0- 0	0- 0	5- 1				
3- 2	0- 0	0- 0	AWAY	0- 0	0- 1	3- 1				
0- 0	0- 0	0- 0	NEUTRAL	0- 0	0- 0	0- 0				
5- 6	0- 0	0- 0	CONFERENCE	0- 2	1- 0	4- 4				
4- 1	0- 0	0- 0	HOME	0- 0	1- 0	3- 1				
1- 5	0- 0	0- 0	AWAY	0- 2	0- 0	1- 3				
0- 0	0- 0	0- 0	NEUTRAL	0- 0	0- 0	0- 0				

RPI S	Opponent	Score	RPI S	Opponent	Score	RPI S	Opponent	Score	RPI S	Opponent	Score	Team's RPI: 208
						51	A Bucknell	71 75	109	A Boston College	63 89	
						94	A American	58 70	144	H Boston U.	75 69	
									152	A Lehigh	55 64	
									176	H Rider	71 61	
									209	A Navy	47 54	
									223	H Rhode Island	73 65	
									228	H Brown	85 89	
									235	A Albany (NY)	56 50	
									245	H Colgate	67 70	
									256	H Hofstra	72 66	
									275	A Vermont	65 40	
									303	H Army West Point	58 39	
									305	A Bryant	81 62	
									306	A Loyola Maryland	58 48	
									306	H Loyola Maryland	78 60	
									307	H Manhattan	61 53	
									310	A New Hampshire	62 74	
									310	A Lafayette	63 73	
									310	H Lafayette	56 53	
									318	H UMass Lowell	63 54	
LAST 12 Division I GAMES:												
306	A Loyola Maryland	58 48	209	A Navy	47 54							
310	H Lafayette	56 53	306	H Loyola Maryland	78 60							
94	A American	58 70	152	A Lehigh	55 64							
51	A Bucknell	71 75	310	A Lafayette	63 73							
303	H Army West Point	58 39	245	H Colgate	67 70							
144	H Boston U.	75 69	305	A Bryant	81 62							

Non-Div I Games:

Holy Cross

Loss, Non-Conf, S Site, H Home A Away N Neutral



Average RPI Win:	207	WON-LOST	WINNING	LAST 10	STRENGTH OF	OPP. STRENGTH	TEAM	ADJ.	CONF.	ADJ CONF.
Average RPI Loss:	73	RECORD	PCT. RANK	GAMES	SCHEDULE	OF SCHEDULE	RPI	RPI	RPI	RPI
DIV. I ONLY	11- 11	163	0- 1	73	85	112	112	9	9	
DIV. I NON-CONF.	6- 7	172	0- 0	74	101	107	107	9	9	
TOTALS	RPI 1-25	RPI 26-50	W-L RECORDS	RPI 51-100	RPI 101-150	RPI 150+				
11- 11	0- 3	1- 1	OVERALL	0- 4	0- 2	10- 1				
4- 5	0- 2	1- 0	HOME	0- 2	0- 1	3- 0				
7- 6	0- 1	0- 1	AWAY	0- 2	0- 1	7- 1				
0- 0	0- 0	0- 0	NEUTRAL	0- 0	0- 0	0- 0				
6- 7	0- 1	1- 1	NON-CONFERENCE	0- 3	0- 2	5- 0				
1- 4	0- 1	1- 0	HOME	0- 2	0- 1	0- 0				
5- 3	0- 0	0- 1	AWAY	0- 1	0- 1	5- 0				
0- 0	0- 0	0- 0	NEUTRAL	0- 0	0- 0	0- 0				
5- 4	0- 2	0- 0	CONFERENCE	0- 1	0- 0	5- 1				
3- 1	0- 1	0- 0	HOME	0- 0	0- 0	3- 0				
2- 3	0- 1	0- 0	AWAY	0- 1	0- 0	2- 1				
0- 0	0- 0	0- 0	NEUTRAL	0- 0	0- 0	0- 0				

RPI 1-25				RPI 26-50				RPI 51-100				RPI 101+ Team's RPI: 112			
RPI	S	Opponent	Score	RPI	S	Opponent	Score	RPI	S	Opponent	Score	RPI	S	Opponent	Score
6	H	UConn	61 81	30	A	California	79 80	52	H	New Mexico	84 89	109	H	Boston College	57 64
14	A	UCF	56 58	48	H	Georgia Tech	95 89	71	A	FGCU	71 76	150	A	Louisiana Tech	88 100
20	H	Texas A&M	52 68					89	A	Cincinnati	57 68	158	H	Tulsa	76 44
								91	H	UT Arlington	61 65	172	A	Temple	65 76
												172	H	Temple	78 65
												191	A	Southern Miss.	61 44
												206	A	George Mason	66 56
												207	A	SMU	72 61
												207	H	SMU	69 68
												247	A	ETSU	84 77
												251	A	Wichita St.	66 58
												265	A	Columbia	83 72
												321	A	Incarinate Word	79 60
LAST 12 Division I GAMES:															
172	A	Temple	65 76	172	H	Temple	78 65								
207	H	SMU	69 68	207	A	SMU	72 61								
14	A	UCF	56 58	6	H	UConn	61 81								
158	H	Tulsa	76 44	191	A	Southern Miss.	61 44								
89	A	Cincinnati	57 68	206	A	George Mason	66 56								
251	A	Wichita St.	66 58	91	H	UT Arlington	61 65								

Non-Div I Games:

Houston

■ Loss, 
 ■ Non-Conf, 
 ■ S Site, 
 ■ H Home 
 ■ A Away 
 N Neutral

## Houston Baptist

Through Games Of Feb. 9, 2019

Average RPI Win:	311	WON-LOST	WINNING	LAST 10	STRENGTH OF	OPP. STRENGTH	TEAM	ADJ.	CONF.	ADJ CONF.
Average RPI Loss:	182	RECORD	PCT. RANK	GAMES	SCHEDULE	OF SCHEDULE	RPI	RPI	RPI	RPI
DIV. I ONLY	3- 13	322	0- 0	276	269	333	333	25	25	
DIV. I NON-CONF.	1- 5	311	0- 0	274	167	331	331	23	23	
TOTALS	RPI 1-25	RPI 26-50	W-L RECORDS	RPI 51-100	RPI 101-150	RPI 150+				
3- 13	0- 0	0- 0	OVERALL	0- 2	0- 2	3- 9				
3- 4	0- 0	0- 0	HOME	0- 0	0- 0	3- 4				
0- 9	0- 0	0- 0	AWAY	0- 2	0- 2	0- 5				
0- 0	0- 0	0- 0	NEUTRAL	0- 0	0- 0	0- 0				
1- 5	0- 0	0- 0	NON-CONFERENCE	0- 0	0- 2	1- 3				
1- 1	0- 0	0- 0	HOME	0- 0	0- 0	1- 1				
0- 4	0- 0	0- 0	AWAY	0- 0	0- 2	0- 2				
0- 0	0- 0	0- 0	NEUTRAL	0- 0	0- 0	0- 0				
2- 8	0- 0	0- 0	CONFERENCE	0- 2	0- 0	2- 6				
2- 3	0- 0	0- 0	HOME	0- 0	0- 0	2- 3				
0- 5	0- 0	0- 0	AWAY	0- 2	0- 0	0- 3				
0- 0	0- 0	0- 0	NEUTRAL	0- 0	0- 0	0- 0				

RPI 1-25				RPI 26-50				RPI 51-100				RPI 101+ Team's RPI: 333					
RPI	S	Opponent	Score	RPI	S	Opponent	Score	RPI	S	Opponent	Score	RPI	S	Opponent	Score		
								54	A	SFA	53	65	103	A	Oklahoma St.	44	77
								57	A	Lamar University	50	63	137	A	Texas Tech	76	82
													167	H	Abilene Christian	62	72
													173	A	North Texas	75	100
													178	H	Oral Roberts	56	74
													181	A	Nicholls St.	54	77
													187	H	Sam Houston St.	63	74
													251	A	Wichita St.	50	68
													267	H	A&M-Corpus Christi	56	70
													276	A	Southeastern La.	65	73
													295	H	La.-Monroe	68	60
													316	H	New Orleans	83	74
													321	H	Incarnate Word	60	59
													329	A	McNeese	71	81
LAST 12 Division I GAMES:																	
				54	A	SFA	53	65		167	H	Abilene Christian	62	72			
				267	H	A&M-Corpus Christi	56	70		181	A	Nicholls St.	54	77			
				321	H	Incarnate Word	60	59		316	H	New Orleans	83	74			
				329	A	McNeese	71	81		57	A	Lamar University	50	63			
				276	A	Southeastern La.	65	73		295	H	La.-Monroe	68	60			
				187	H	Sam Houston St.	63	74		178	H	Oral Roberts	56	74			

Non-Div I Games: Howard Payne 93 60 Tex. A&M Int'l 81 48 McMurry 92 41 Southwest (NM) 100 57  
Houston Baptist

Loss, Non-Conf, S Site, H Home A Away N Neutral

Average RPI Win: <b>294</b>	WON-LOST	WINNING	LAST 10	STRENGTH OF	OPP. STRENGTH	TEAM	ADJ.	CONF.	ADJ CONF.
Average RPI Loss: <b>179</b>	RECORD	PCT. RANK	GAMES	SCHEDULE	OF SCHEDULE	RPI	RPI	RPI	RPI
DIV. I ONLY	13- 9	125	1- 0	337	335	227	227	32	32
DIV. I NON-CONF.	7- 6	153	0- 0	296	288	203	203	32	32
TOTALS	RPI 1-25	RPI 26-50	W-L RECORDS	RPI 51-100	RPI 101-150	RPI 150+			
13- 9	0- 0	0- 1	OVERALL	0- 1	0- 0	13- 7			
7- 3	0- 0	0- 0	HOME	0- 0	0- 0	7- 3			
6- 6	0- 0	0- 1	AWAY	0- 1	0- 0	6- 4			
0- 0	0- 0	0- 0	NEUTRAL	0- 0	0- 0	0- 0			
7- 6	0- 0	0- 1	NON-CONFERENCE	0- 1	0- 0	7- 4			
2- 2	0- 0	0- 0	HOME	0- 0	0- 0	2- 2			
5- 4	0- 0	0- 1	AWAY	0- 1	0- 0	5- 2			
0- 0	0- 0	0- 0	NEUTRAL	0- 0	0- 0	0- 0			
6- 3	0- 0	0- 0	CONFERENCE	0- 0	0- 0	6- 3			
5- 1	0- 0	0- 0	HOME	0- 0	0- 0	5- 1			
1- 2	0- 0	0- 0	AWAY	0- 0	0- 0	1- 2			
0- 0	0- 0	0- 0	NEUTRAL	0- 0	0- 0	0- 0			

RPI S	Opponent	Score	RPI S	Opponent	Score	RPI S	Opponent	Score	RPI S	Opponent	Score	Team's RPI: 227
27	A North Carolina	63 85	89	A Cincinnati	51 85	151	H Mercer	70 85				
						162	A William & Mary	75 88				
						177	A UMES	72 80				
						177	H UMES	73 80				
						206	H George Mason	73 59				
						238	A Niagara	68 61				
						241	A Campbell	69 64				
						253	A Richmond	60 67				
						257	H Bethune-Cookman	61 40				
						272	H Norfolk St.	74 70				
						278	H Siena	81 86				
						283	A La Salle	57 54				
						291	H Morgan St.	79 56				
						301	A South Carolina St.	63 72				
						320	H NJIT	77 57				
						324	A FIU	89 62				
						344	A Fairleigh Dickinson	79 58				
						345	H Delaware St.	78 62				
						349	A Florida A&M	81 59				
						349	H Florida A&M	74 68				
LAST 12 Division I GAMES:												
349	A Florida A&M	81 59	257	H Bethune-Cookman	61 40							
272	H Norfolk St.	74 70	177	A UMES	72 80							
177	H UMES	73 80	349	H Florida A&M	74 68							
345	H Delaware St.	78 62	27	A North Carolina	63 85							
301	A South Carolina St.	63 72	89	A Cincinnati	51 85							
291	H Morgan St.	79 56	151	H Mercer	70 85							

Non-Div I Games:

Howard

■ Loss, 
 ■ Non-Conf, S Site, 
 ■ Home 
 ■ Away 
 N Neutral

Average RPI Win: <b>217</b>	WON-LOST	WINNING	LAST 10	STRENGTH OF	OPP. STRENGTH	TEAM	ADJ.	CONF.	ADJ CONF.
Average RPI Loss: <b>115</b>	RECORD	PCT. RANK	GAMES	SCHEDULE	OF SCHEDULE	RPI	RPI	RPI	RPI
DIV. I ONLY	13- 9	125	1- 0	151	176	124	124	21	21
DIV. I NON-CONF.	5- 5	162	0- 0	71	104	88	88	17	17
TOTALS	RPI 1-25	RPI 26-50	W-L RECORDS	RPI 51-100	RPI 101-150	RPI 150+			
13- 9	0- 1	0- 1	OVERALL	1- 3	3- 1	9- 3			
6- 3	0- 0	0- 1	HOME	0- 2	2- 0	4- 0			
6- 6	0- 1	0- 0	AWAY	1- 1	0- 1	5- 3			
1- 0	0- 0	0- 0	NEUTRAL	0- 0	1- 0	0- 0			
5- 5	0- 1	0- 1	NON-CONFERENCE	0- 1	2- 0	3- 2			
1- 2	0- 0	0- 1	HOME	0- 1	1- 0	0- 0			
3- 3	0- 1	0- 0	AWAY	0- 0	0- 0	3- 2			
1- 0	0- 0	0- 0	NEUTRAL	0- 0	1- 0	0- 0			
8- 4	0- 0	0- 0	CONFERENCE	1- 2	1- 1	6- 1			
5- 1	0- 0	0- 0	HOME	0- 1	1- 0	4- 0			
3- 3	0- 0	0- 0	AWAY	1- 1	0- 1	2- 1			
0- 0	0- 0	0- 0	NEUTRAL	0- 0	0- 0	0- 0			

RPI 1-25				RPI 26-50				RPI 51-100				RPI 101+ Team's RPI: 124			
RPI	S	Opponent	Score	RPI	S	Opponent	Score	RPI	S	Opponent	Score	RPI	S	Opponent	Score
12	A	Iowa	58 <b>72</b>	32	H	Ohio	66 <b>73</b>	65	A	Green Bay	67 63	114	N	VCU	63 61
								77	A	Wright St.	59 <b>66</b>	127	A	Youngstown St.	52 <b>70</b>
								77	H	Wright St.	75 <b>78</b>	127	H	Youngstown St.	64 44
								84	H	UNI	40 <b>53</b>	136	H	UT Martin	73 72
												163	A	Southern Ill.	73 <b>78</b>
												174	A	Indiana St.	64 59
												180	A	Wisconsin	64 <b>65</b>
												189	A	Milwaukee	67 66
												197	A	Ole Miss	66 58
												269	A	Cleveland St.	75 50
												279	A	Northern Ky.	57 <b>60</b>
												279	H	Northern Ky.	70 48
												297	A	UTSA	58 50
												304	H	Oakland	82 53
												331	H	UIC	71 43
												336	H	Detroit Mercy	82 47
LAST 12 Division I GAMES:															
127	H	Youngstown St.	64 44	304	H	Oakland	82 53								
77	A	Wright St.	59 <b>66</b>	336	H	Detroit Mercy	82 47								
279	A	Northern Ky.	57 <b>60</b>	127	A	Youngstown St.	52 <b>70</b>								
65	A	Green Bay	67 63	269	A	Cleveland St.	75 50								
189	A	Milwaukee	67 66	279	H	Northern Ky.	70 48								
331	H	UIC	71 43	77	H	Wright St.	75 <b>78</b>								

Non-Div I Games: Purdue Northwest 101 40

IUPUI

■ Loss, 
 ■ Non-Conf, S Site, 
 ■ Home 
 ■ Away 
 N Neutral

Average RPI Win:	189	WON-LOST	WINNING	LAST 10	STRENGTH OF	OPP. STRENGTH	TEAM	ADJ.	CONF.	ADJ CONF.
Average RPI Loss:	113	RECORD	PCT. RANK	GAMES	SCHEDULE	OF SCHEDULE	RPI	RPI	RPI	RPI
DIV. I ONLY	13- 8	111	1- 0	128	115	86	86	16	16	
DIV. I NON-CONF.	3- 6	241	0- 0	50	46	142	142	12	12	
TOTALS	RPI 1-25	RPI 26-50	W-L RECORDS	RPI 51-100	RPI 101-150	RPI 150+				
13- 8	0- 2	0- 1	OVERALL	0- 1	5- 1	8- 3				
7- 1	0- 0	0- 0	HOME	0- 0	2- 1	5- 0				
6- 6	0- 2	0- 1	AWAY	0- 0	3- 0	3- 3				
0- 1	0- 0	0- 0	NEUTRAL	0- 1	0- 0	0- 0				
3- 6	0- 2	0- 1	NON-CONFERENCE	0- 1	1- 0	2- 2				
2- 0	0- 0	0- 0	HOME	0- 0	0- 0	2- 0				
1- 5	0- 2	0- 1	AWAY	0- 0	1- 0	0- 2				
0- 1	0- 0	0- 0	NEUTRAL	0- 1	0- 0	0- 0				
10- 2	0- 0	0- 0	CONFERENCE	0- 0	4- 1	6- 1				
5- 1	0- 0	0- 0	HOME	0- 0	2- 1	3- 0				
5- 1	0- 0	0- 0	AWAY	0- 0	2- 0	3- 1				
0- 0	0- 0	0- 0	NEUTRAL	0- 0	0- 0	0- 0				

RPI 1-25				RPI 26-50				RPI 51-100				Team's RPI: 86	RPI 101+			
RPI	S	Opponent	Score	RPI	S	Opponent	Score	RPI	S	Opponent	Score		RPI	S	Opponent	Score
4	A	Stanford	71 115	50	A	Wyoming	61 64	69	N	Boise St.	85 91		102	A	Idaho St.	86 72
13	A	Gonzaga	51 88										107	H	Northern Colo.	72 86
													137	A	Texas Tech	88 77
													138	A	Montana St.	82 66
													138	H	Montana St.	90 65
													140	H	Portland St.	80 78
													155	H	CSUN	88 73
													165	A	Montana	79 82
													165	H	Montana	76 68
													196	H	Eastern Wash.	84 68
													230	H	Sacramento St.	104 66
													234	A	Northern Ariz.	86 69
													236	A	Hawaii	61 69
													240	H	San Francisco	70 63
													259	A	Long Beach St.	63 70
													270	A	Southern Utah	82 70
													314	A	Weber St.	79 74
LAST 12 Division I GAMES:																
138	H	Montana St.	90 65	165	A	Montana	79 82									
165	H	Montana	76 68	138	A	Montana St.	82 66									
270	A	Southern Utah	82 70	107	H	Northern Colo.	72 86									
234	A	Northern Ariz.	86 69	196	H	Eastern Wash.	84 68									
140	H	Portland St.	80 78	314	A	Weber St.	79 74									
230	H	Sacramento St.	104 66	102	A	Idaho St.	86 72									

Non-Div I Games:

Idaho

■ Loss, 
■ Non-Conf, 
■ S Site, 
■ H Home 
■ A Away 
N Neutral

Average RPI Win:	225	WON-LOST	WINNING	LAST 10	STRENGTH OF	OPP. STRENGTH	TEAM	ADJ.	CONF.	ADJ CONF.
Average RPI Loss:	87	RECORD	PCT. RANK	GAMES	SCHEDULE	OF SCHEDULE	RPI	RPI	RPI	RPI
DIV. I ONLY	14- 7	80	1- 0	150	188	102	102	16	16	
DIV. I NON-CONF.	4- 4	162	0- 0	28	215	68	68	12	12	
TOTALS	RPI 1-25	RPI 26-50	W-L RECORDS	RPI 51-100	RPI 101-150	RPI 150+				
14- 7	0- 1	0- 2	OVERALL	0- 2	3- 1	11- 1				
7- 2	0- 0	0- 0	HOME	0- 1	2- 0	5- 1				
6- 4	0- 1	0- 1	AWAY	0- 1	1- 1	5- 0				
1- 1	0- 0	0- 1	NEUTRAL	0- 0	0- 0	1- 0				
4- 4	0- 1	0- 2	NON-CONFERENCE	0- 1	1- 0	3- 0				
2- 0	0- 0	0- 0	HOME	0- 0	1- 0	1- 0				
1- 3	0- 1	0- 1	AWAY	0- 1	0- 0	1- 0				
1- 1	0- 0	0- 1	NEUTRAL	0- 0	0- 0	1- 0				
10- 3	0- 0	0- 0	CONFERENCE	0- 1	2- 1	8- 1				
5- 2	0- 0	0- 0	HOME	0- 1	1- 0	4- 1				
5- 1	0- 0	0- 0	AWAY	0- 0	1- 1	4- 0				
0- 0	0- 0	0- 0	NEUTRAL	0- 0	0- 0	0- 0				

RPI 1-25				RPI 26-50				RPI 51-100				RPI 101+ Team's RPI: 102			
RPI	S	Opponent	Score	RPI	S	Opponent	Score	RPI	S	Opponent	Score	RPI	S	Opponent	Score
13	A	Gonzaga	51 70	40	A	Utah	60 74	78	A	Arizona	46 71	107	A	Northern Colo.	56 60
				48	N	Georgia Tech	51 74	86	H	Idaho	72 86	125	H	Pepperdine	65 63
												138	H	Montana St.	61 43
												140	A	Portland St.	58 57
												165	H	Montana	50 34
												196	H	Eastern Wash.	63 48
												230	A	Sacramento St.	56 42
												230	H	Sacramento St.	73 43
												234	A	Northern Ariz.	80 69
												234	H	Northern Ariz.	77 81
												261	A	California Baptist	72 57
												270	A	Southern Utah	69 57
												270	H	Southern Utah	80 47
												282	H	Utah Valley	80 68
												299	N	Kennesaw St.	60 49
												314	A	Weber St.	70 57
LAST 12 Division I GAMES:															
270	H	Southern Utah	80 47	107	A	Northern Colo.	56 60								
234	H	Northern Ariz.	77 81	230	H	Sacramento St.	73 43								
140	A	Portland St.	58 57	314	A	Weber St.	70 57								
230	A	Sacramento St.	56 42	234	A	Northern Ariz.	80 69								
138	H	Montana St.	61 43	270	A	Southern Utah	69 57								
165	H	Montana	50 34	196	H	Eastern Wash.	63 48								

Non-Div I Games: Benedictine Mesa 88 51

Idaho St.

■ Loss, 
 ■ Non-Conf, S Site, 
 ■ Home 
 ■ Away 
 N Neutral

Average RPI Win: 243		WON-LOST	WINNING	LAST 10	STRENGTH OF	OPP. STRENGTH	TEAM	ADJ.	CONF.	ADJ CONF.
Average RPI Loss: 68		RECORD	PCT. RANK	GAMES	SCHEDULE	OF SCHEDULE	RPI	RPI	RPI	RPI
DIV. I ONLY		9- 14	234	0- 1	92	79	186	186	4	4
DIV. I NON-CONF.		8- 3	72	0- 0	285	258	176	176	6	6
TOTALS	RPI 1-25		RPI 26-50		W-L RECORDS		RPI 51-100		RPI 101-150	RPI 150+
9- 14	0- 4		0- 4		OVERALL		0- 2		1- 3	8- 1
7- 7	0- 3		0- 2		HOME		0- 1		0- 1	7- 0
2- 6	0- 1		0- 2		AWAY		0- 1		1- 2	1- 0
0- 1	0- 0		0- 0		NEUTRAL		0- 0		0- 0	0- 1
8- 3	0- 0		0- 2		NON-CONFERENCE		0- 0		0- 0	8- 1
7- 1	0- 0		0- 1		HOME		0- 0		0- 0	7- 0
1- 1	0- 0		0- 1		AWAY		0- 0		0- 0	1- 0
0- 1	0- 0		0- 0		NEUTRAL		0- 0		0- 0	0- 1
1- 11	0- 4		0- 2		CONFERENCE		0- 2		1- 3	0- 0
0- 6	0- 3		0- 1		HOME		0- 1		0- 1	0- 0
1- 5	0- 1		0- 1		AWAY		0- 1		1- 2	0- 0
0- 0	0- 0		0- 0		NEUTRAL		0- 0		0- 0	0- 0

RPI 1-25				RPI 26-50				RPI 51-100				RPI 101+				Team's RPI: 186	
RPI	S	Opponent	Score	RPI	S	Opponent	Score	RPI	S	Opponent	Score	RPI	S	Opponent	Score		
12	H	Iowa	75 94	31	H	Missouri	45 67	82	A	Northwestern	45 68	101	A	Ohio St.	70 78		
15	H	Rutgers	60 71	39	H	Indiana	83 85	82	H	Northwestern	56 64	106	H	Nebraska	67 77		
19	H	Maryland	66 80	46	A	Purdue	50 72					117	A	Minnesota	66 62		
23	A	Michigan St.	60 77	47	A	Clemson	67 69					121	A	Penn St.	48 62		
												174	H	Indiana St.	75 57		
												185	H	Eastern Mich.	72 66		
												230	N	Sacramento St.	107 109		
												258	H	SIUE	74 57		
												265	H	Columbia	76 69		
												284	H	Murray St.	84 52		
												293	H	Valparaiso	73 54		
												300	H	Alabama A&M	88 60		
												312	A	Cal Poly	74 51		
LAST 12 Division I GAMES:																	
				46	A	Purdue	50 72	106	H	Nebraska	67 77						
				19	H	Maryland	66 80	121	A	Penn St.	48 62						
				101	A	Ohio St.	70 78	15	H	Rutgers	60 71						
				82	H	Northwestern	56 64	117	A	Minnesota	66 62						
				23	A	Michigan St.	60 77	82	A	Northwestern	45 68						
				12	H	Iowa	75 94	39	H	Indiana	83 85						

Non-Div I Games:

Illinois

Loss, Non-Conf, S Site, H Home A Away N Neutral

Average RPI Win:	250	WON-LOST	WINNING	LAST 10	STRENGTH OF	OPP. STRENGTH	TEAM	ADJ.	CONF.	ADJ CONF.
Average RPI Loss:	156	RECORD	PCT. RANK	GAMES	SCHEDULE	OF SCHEDULE	RPI	RPI	RPI	RPI
DIV. I ONLY	11- 9	140	1- 0	277	241	195	195	13	13	
DIV. I NON-CONF.	6- 4	125	0- 0	303	322	182	182	14	14	
TOTALS	RPI 1-25	RPI 26-50	W-L RECORDS	RPI 51-100	RPI 101-150	RPI 150+				
11- 9	0- 1	0- 1	OVERALL	1- 1	0- 1	10- 5				
7- 3	0- 1	0- 0	HOME	1- 1	0- 1	6- 0				
4- 6	0- 0	0- 1	AWAY	0- 0	0- 0	4- 5				
0- 0	0- 0	0- 0	NEUTRAL	0- 0	0- 0	0- 0				
6- 4	0- 0	0- 1	NON-CONFERENCE	0- 0	0- 0	6- 3				
4- 0	0- 0	0- 0	HOME	0- 0	0- 0	4- 0				
2- 4	0- 0	0- 1	AWAY	0- 0	0- 0	2- 3				
0- 0	0- 0	0- 0	NEUTRAL	0- 0	0- 0	0- 0				
5- 5	0- 1	0- 0	CONFERENCE	1- 1	0- 1	4- 2				
3- 3	0- 1	0- 0	HOME	1- 1	0- 1	2- 0				
2- 2	0- 0	0- 0	AWAY	0- 0	0- 0	2- 2				
0- 0	0- 0	0- 0	NEUTRAL	0- 0	0- 0	0- 0				

RPI 1-25			RPI 26-50			RPI 51-100			RPI 101+			Team's RPI: 195
RPI	S	Opponent	Score	RPI	S	Opponent	Score	RPI	S	Opponent	Score	
22	H	Drake	64 82	45	A	Butler	56 58	60	H	Missouri St.	47 59	146 H Bradley 68 79
								84	H	UNI	66 64	163 H Southern Ill. 60 52
												174 A Indiana St. 44 59
												185 A Eastern Mich. 41 50
												193 H Saint Louis 72 67
												226 H North Dakota 67 55
												239 A UMKC 62 55
												248 A Loyola Chicago 59 62
												258 A SIUE 61 68
												269 A Cleveland St. 63 67
												279 A Northern Ky. 58 53
												287 H Austin Peay 61 49
												293 A Valparaiso 70 67
												304 H Oakland 62 56
												339 A Evansville 72 61
												339 H Evansville 82 59
LAST 12 Division I GAMES:												
339	H	Evansville	82 59	339	A	Evansville	72 61					
293	A	Valparaiso	70 67	174	A	Indiana St.	44 59					
248	A	Loyola Chicago	59 62	22	H	Drake	64 82					
146	H	Bradley	68 79	84	H	UNI	66 64					
60	H	Missouri St.	47 59	239	A	UMKC	62 55					
163	H	Southern Ill.	60 52	193	H	Saint Louis	72 67					

Non-Div I Games: Maryville (MO) 61 52

Illinois St.



Average RPI Win:	323	WON-LOST	WINNING	LAST 10	STRENGTH OF	OPP. STRENGTH	TEAM	ADJ.	CONF.	ADJ CONF.
Average RPI Loss:	170	RECORD	PCT. RANK	GAMES	SCHEDULE	OF SCHEDULE	RPI	RPI	RPI	RPI
DIV. I ONLY	2- 19	339	0- 1	179	267	321	321	25	25	
DIV. I NON-CONF.	0- 11	336	0- 0	68	197	303	303	23	23	
TOTALS	RPI 1-25	RPI 26-50	W-L RECORDS	RPI 51-100	RPI 101-150	RPI 150+				
2- 19	0- 1	0- 2	OVERALL	0- 4	0- 2	2- 10				
1- 7	0- 0	0- 1	HOME	0- 3	0- 1	1- 2				
1- 12	0- 1	0- 1	AWAY	0- 1	0- 1	1- 8				
0- 0	0- 0	0- 0	NEUTRAL	0- 0	0- 0	0- 0				
0- 11	0- 1	0- 2	NON-CONFERENCE	0- 2	0- 2	0- 4				
0- 4	0- 0	0- 1	HOME	0- 1	0- 1	0- 1				
0- 7	0- 1	0- 1	AWAY	0- 1	0- 1	0- 3				
0- 0	0- 0	0- 0	NEUTRAL	0- 0	0- 0	0- 0				
2- 8	0- 0	0- 0	CONFERENCE	0- 2	0- 0	2- 6				
1- 3	0- 0	0- 0	HOME	0- 2	0- 0	1- 1				
1- 5	0- 0	0- 0	AWAY	0- 0	0- 0	1- 5				
0- 0	0- 0	0- 0	NEUTRAL	0- 0	0- 0	0- 0				

RPI S	Opponent	Score	RPI S	Opponent	Score	RPI S	Opponent	Score	RPI S	Opponent	Score	Team's RPI: 321
17	A Arizona St.	43 81	34	H Rice	63 74	54	H SFA	56 66	112	H Houston	60 79	
			38	A South Dakota	43 96	57	H Lamar University	51 77	117	A Minnesota	39 75	
						78	A Arizona	42 84	181	A Nicholls St.	62 86	
						91	H UT Arlington	49 97	187	H Sam Houston St.	56 76	
									198	A Massachusetts	59 71	
									205	A San Diego St.	38 81	
									267	A A&M-Corpus Christi	49 57	
									289	A Central Ark.	43 74	
									314	H Weber St.	64 72	
									316	A New Orleans	55 58	
									316	H New Orleans	81 69	
									329	A McNeese	68 66	
									333	A Houston Baptist	59 60	
									338	A Grand Canyon	63 74	
LAST 12 Division I GAMES:												
267	A A&M-Corpus Christi	49 57	289	A Central Ark.	43 74							
316	A New Orleans	55 58	187	H Sam Houston St.	56 76							
333	A Houston Baptist	59 60	181	A Nicholls St.	62 86							
316	H New Orleans	81 69	329	A McNeese	68 66							
57	H Lamar University	51 77	34	H Rice	63 74							
54	H SFA	56 66	198	A Massachusetts	59 71							

Non-Div I Games:

Incarnate Word

■ Loss, 
■ Non-Conf, S Site, 
■ Home 
■ Away 
N Neutral

## Indiana

Through Games Of Feb. 9, 2019

Average RPI Win:	126	WON-LOST	WINNING	LAST 10	STRENGTH OF	OPP. STRENGTH	TEAM	ADJ.	CONF.	ADJ CONF.
Average RPI Loss:	84	RECORD	PCT. RANK	GAMES	SCHEDULE	OF SCHEDULE	RPI	RPI	RPI	RPI
DIV. I ONLY	17- 7	68	0- 1	57	49	39	39	4	4	
DIV. I NON-CONF.	11- 1	13	0- 0	109	66	20	20	6	6	
TOTALS	RPI 1-25	RPI 26-50	W-L RECORDS	RPI 51-100	RPI 101-150	RPI 150+				
17- 7	1- 2	3- 1	OVERALL	4- 1	3- 2	6- 1				
9- 3	1- 1	1- 0	HOME	3- 1	1- 1	3- 0				
6- 3	0- 1	1- 1	AWAY	0- 0	2- 1	3- 0				
2- 1	0- 0	1- 0	NEUTRAL	1- 0	0- 0	0- 1				
11- 1	0- 0	3- 0	NON-CONFERENCE	3- 0	1- 0	4- 1				
6- 0	0- 0	1- 0	HOME	2- 0	0- 0	3- 0				
3- 0	0- 0	1- 0	AWAY	0- 0	1- 0	1- 0				
2- 1	0- 0	1- 0	NEUTRAL	1- 0	0- 0	0- 1				
6- 6	1- 2	0- 1	CONFERENCE	1- 1	2- 2	2- 0				
3- 3	1- 1	0- 0	HOME	1- 1	1- 1	0- 0				
3- 3	0- 1	0- 1	AWAY	0- 0	1- 1	2- 0				
0- 0	0- 0	0- 0	NEUTRAL	0- 0	0- 0	0- 0				

RPI 1-25				RPI 26-50				Team's RPI: 39	RPI 51-100				RPI 101+			
RPI	S	Opponent	Score	RPI	S	Opponent	Score		RPI	S	Opponent	Score	RPI	S	Opponent	Score
15	A	Rutgers	64 69	38	N	South Dakota	68 60		59	H	Michigan	70 60	101	A	Ohio St.	50 55
19	H	Maryland	56 76	44	A	UCLA	67 65		60	H	Missouri St.	98 74	106	A	Nebraska	82 78
23	H	Michigan St.	68 64	45	H	Butler	66 46		82	H	Northwestern	69 75	108	A	Wake Forest	87 73
				46	A	Purdue	53 56		98	H	Northern Ill.	91 73	117	H	Minnesota	61 65
									99	N	Loyola Marymount	67 43	121	H	Penn St.	83 75
													180	A	Wisconsin	75 68
													186	A	Illinois	85 83
													189	H	Milwaukee	68 66
													203	H	Florida	83 64
													211	N	Grambling	62 65
													274	H	North Florida	75 52
													304	A	Oakland	59 32
LAST 12 Division I GAMES:																
117	H	Minnesota	61 65	82	H	Northwestern	69 75									
106	A	Nebraska	82 78	180	A	Wisconsin	75 68									
15	A	Rutgers	64 69	101	A	Ohio St.	50 55									
19	H	Maryland	56 76	23	H	Michigan St.	68 64									
59	H	Michigan	70 60	121	H	Penn St.	83 75									
46	A	Purdue	53 56	186	A	Illinois	85 83									

Non-Div I Games:

Indiana

■ Loss, 
 ■ Non-Conf, S Site, 
 ■ Home 
 ■ Away 
 N Neutral

Average RPI Win:	255	WON-LOST	WINNING	LAST 10	STRENGTH OF	OPP. STRENGTH	TEAM	ADJ.	CONF.	ADJ CONF.
Average RPI Loss:	136	RECORD	PCT. RANK	GAMES	SCHEDULE	OF SCHEDULE	RPI	RPI	RPI	RPI
DIV. I ONLY	9- 11	200	0- 1	160	264	174	174	13	13	
DIV. I NON-CONF.	5- 5	162	0- 0	238	323	178	178	14	14	
TOTALS	RPI 1-25	RPI 26-50	W-L RECORDS	RPI 51-100	RPI 101-150	RPI 150+				
9- 11	0- 1	0- 1	OVERALL	0- 2	0- 3	9- 4				
2- 4	0- 1	0- 0	HOME	0- 1	0- 2	2- 0				
7- 6	0- 0	0- 1	AWAY	0- 1	0- 1	7- 3				
0- 1	0- 0	0- 0	NEUTRAL	0- 0	0- 0	0- 1				
5- 5	0- 0	0- 1	NON-CONFERENCE	0- 0	0- 1	5- 3				
1- 1	0- 0	0- 0	HOME	0- 0	0- 1	1- 0				
4- 3	0- 0	0- 1	AWAY	0- 0	0- 0	4- 2				
0- 1	0- 0	0- 0	NEUTRAL	0- 0	0- 0	0- 1				
4- 6	0- 1	0- 0	CONFERENCE	0- 2	0- 2	4- 1				
1- 3	0- 1	0- 0	HOME	0- 1	0- 1	1- 0				
3- 3	0- 0	0- 0	AWAY	0- 1	0- 1	3- 1				
0- 0	0- 0	0- 0	NEUTRAL	0- 0	0- 0	0- 0				

RPI 1-25				RPI 26-50				RPI 51-100				RPI 101+ Team's RPI: 174			
RPI	S	Opponent	Score	RPI	S	Opponent	Score	RPI	S	Opponent	Score	RPI	S	Opponent	Score
22	H	Drake	68 70	45	A	Butler	49 72	60	A	Missouri St.	58 71	124	H	IUPUI	59 64
								84	H	UNI	51 71	146	A	Bradley	80 81
												146	H	Bradley	45 61
												163	A	Southern Ill.	61 58
												169	N	UC Irvine	61 77
												186	A	Illinois	57 75
												193	A	Saint Louis	60 56
												195	H	Illinois St.	59 44
												222	A	Southeast Mo. St.	62 51
												224	A	Marshall	62 53
												248	A	Loyola Chicago	54 56
												268	A	Eastern Ill.	39 63
												293	A	Valparaiso	86 82
												331	H	UIC	60 53
												338	A	Grand Canyon	88 81
												339	A	Evansville	76 69
LAST 12 Division I GAMES:															
146	A	Bradley	80 81	146	H	Bradley	45 61								
339	A	Evansville	76 69	195	H	Illinois St.	59 44								
84	H	UNI	51 71	163	A	Southern Ill.	61 58								
22	H	Drake	68 70	60	A	Missouri St.	58 71								
248	A	Loyola Chicago	54 56	268	A	Eastern Ill.	39 63								
293	A	Valparaiso	86 82	45	A	Butler	49 72								

Non-Div I Games: Davenport 79 43

Indiana St.

■ Loss, 
 ■ Non-Conf, 
 ■ S Site, 
 ■ Home 
 ■ A Away 
 N Neutral

Average RPI Win: <b>192</b>	WON-LOST	WINNING	LAST 10	STRENGTH OF	OPP. STRENGTH	TEAM	ADJ.	CONF.	ADJ CONF.
Average RPI Loss: <b>182</b>	RECORD	PCT. RANK	GAMES	SCHEDULE	OF SCHEDULE	RPI	RPI	RPI	RPI
DIV. I ONLY	1- 22	350	0- 1	170	232	330	330	26	26
DIV. I NON-CONF.	1- 10	330	0- 0	63	114	279	279	28	28
TOTALS	RPI 1-25	RPI 26-50	W-L RECORDS	RPI 51-100	RPI 101-150	RPI 150+			
1- 22	0- 1	0- 0	OVERALL	0- 4	0- 4	1- 13			
1- 12	0- 1	0- 0	HOME	0- 2	0- 2	1- 7			
0- 10	0- 0	0- 0	AWAY	0- 2	0- 2	0- 6			
0- 0	0- 0	0- 0	NEUTRAL	0- 0	0- 0	0- 0			
1- 10	0- 1	0- 0	NON-CONFERENCE	0- 3	0- 3	1- 3			
1- 5	0- 1	0- 0	HOME	0- 1	0- 2	1- 1			
0- 5	0- 0	0- 0	AWAY	0- 2	0- 1	0- 2			
0- 0	0- 0	0- 0	NEUTRAL	0- 0	0- 0	0- 0			
0- 12	0- 0	0- 0	CONFERENCE	0- 1	0- 1	0- 10			
0- 7	0- 0	0- 0	HOME	0- 1	0- 0	0- 6			
0- 5	0- 0	0- 0	AWAY	0- 0	0- 1	0- 4			
0- 0	0- 0	0- 0	NEUTRAL	0- 0	0- 0	0- 0			

RPI 1-25				RPI 26-50				RPI 51-100				RPI 101+ Team's RPI: 330			
RPI	S	Opponent	Score	RPI	S	Opponent	Score	RPI	S	Opponent	Score	RPI	S	Opponent	Score
25	H	Central Mich.	39 <b>82</b>					51	A	Bucknell	43 <b>81</b>	118	A	Kansas	44 <b>75</b>
								68	H	Quinnipiac	39 <b>76</b>	119	H	St. John's (NY)	35 <b>61</b>
								73	H	Penn	43 <b>66</b>	135	H	Fordham	40 <b>57</b>
								87	A	Toledo	38 <b>84</b>	148	A	Marist	36 <b>76</b>
												160	H	Stony Brook	51 <b>53</b>
												172	A	Temple	39 <b>59</b>
												176	H	Rider	58 <b>66</b>
												192	H	George Washington	52 <b>43</b>
												213	H	Monmouth	38 <b>55</b>
												238	A	Niagara	53 <b>72</b>
												238	H	Niagara	46 <b>58</b>
												256	A	Hofstra	49 <b>74</b>
												278	A	Siena	47 <b>59</b>
												278	H	Siena	45 <b>66</b>
												280	A	Canisius	47 <b>67</b>
												280	H	Canisius	40 <b>48</b>
												307	A	Manhattan	33 <b>55</b>
												308	H	Fairfield	42 <b>55</b>
LAST 12 Division I GAMES:															
278	H	Siena	45 <b>66</b>	307	A	Manhattan	33 <b>55</b>								
238	A	Niagara	53 <b>72</b>	176	H	Rider	58 <b>66</b>								
280	A	Canisius	47 <b>67</b>	238	H	Niagara	46 <b>58</b>								
68	H	Quinnipiac	39 <b>76</b>	280	H	Canisius	40 <b>48</b>								
308	H	Fairfield	42 <b>55</b>	278	A	Siena	47 <b>59</b>								
148	A	Marist	36 <b>76</b>	213	H	Monmouth	38 <b>55</b>								

Non-Div I Games:

Iona

■ Loss, 
 ■ Non-Conf, S Site, 
 ■ Home 
 ■ Away 
 N Neutral

Average RPI Win:	113	WON-LOST	WINNING	LAST 10	STRENGTH OF	OPP. STRENGTH	TEAM	ADJ.	CONF.	ADJ CONF.
Average RPI Loss:	29	RECORD	PCT. RANK	GAMES	SCHEDULE	OF SCHEDULE	RPI	RPI	RPI	RPI
DIV. I ONLY	18- 5	32	0- 1	9	26	12	12	4	4	
DIV. I NON-CONF.	9- 2	43	0- 1	14	34	10	10	6	6	
TOTALS	RPI 1-25	RPI 26-50	W-L RECORDS	RPI 51-100	RPI 101-150	RPI 150+				
18- 5	4- 3	1- 1	OVERALL	3- 1	5- 0	5- 0				
12- 0	3- 0	1- 0	HOME	2- 0	2- 0	4- 0				
5- 4	1- 2	0- 1	AWAY	0- 1	3- 0	1- 0				
1- 1	0- 1	0- 0	NEUTRAL	1- 0	0- 0	0- 0				
9- 2	2- 2	0- 0	NON-CONFERENCE	2- 0	2- 0	3- 0				
6- 0	1- 0	0- 0	HOME	1- 0	1- 0	3- 0				
2- 1	1- 1	0- 0	AWAY	0- 0	1- 0	0- 0				
1- 1	0- 1	0- 0	NEUTRAL	1- 0	0- 0	0- 0				
9- 3	2- 1	1- 1	CONFERENCE	1- 1	3- 0	2- 0				
6- 0	2- 0	1- 0	HOME	1- 0	1- 0	1- 0				
3- 3	0- 1	0- 1	AWAY	0- 1	2- 0	1- 0				
0- 0	0- 0	0- 0	NEUTRAL	0- 0	0- 0	0- 0				

RPI	S	Opponent	Score	RPI	S	Opponent	Score	RPI	S	Opponent	Score	RPI	S	Opponent	Score
1	A	Notre Dame	71 105	46	A	Purdue	57 62	59	A	Michigan	81 90	106	H	Nebraska	77 71
11	H	Iowa St.	73 70	46	H	Purdue	72 58	59	H	Michigan	75 61	117	A	Minnesota	81 63
15	H	Rutgers	72 66					70	N	West Virginia	84 81	121	A	Penn St.	81 61
18	N	Florida St.	67 71					84	H	UNI	83 57	124	H	IUPUI	72 58
22	A	Drake	91 82									130	A	Western Ky.	104 67
23	A	Michigan St.	70 84									178	H	Oral Roberts	90 77
23	H	Michigan St.	86 71									180	H	Wisconsin	71 53
												186	A	Illinois	94 75
												218	H	Robert Morris	92 63
												342	H	N.C. Central	106 39
LAST 12 Division I GAMES:															
18	N	Florida St.	67 71	186	A	Illinois	94 75								
23	H	Michigan St.	86 71	59	H	Michigan	75 61								
121	A	Penn St.	81 61	117	A	Minnesota	81 63								
59	A	Michigan	81 90	46	A	Purdue	57 62								
46	H	Purdue	72 58	180	H	Wisconsin	71 53								
15	H	Rutgers	72 66	106	H	Nebraska	77 71								

Non-Div I Games:

Iowa

Average RPI Win:	106	WON-LOST	WINNING	LAST 10	STRENGTH OF	OPP. STRENGTH	TEAM	ADJ.	CONF.	ADJ CONF.
Average RPI Loss:	30	RECORD	PCT. RANK	GAMES	SCHEDULE	OF SCHEDULE	RPI	RPI	RPI	RPI
DIV. I ONLY	18- 5	32	3- 0	2	51	11	11	3	3	
DIV. I NON-CONF.	10- 2	37	3- 0	12	95	9	9	3	3	
TOTALS	RPI 1-25	RPI 26-50	W-L RECORDS	RPI 51-100	RPI 101-150	RPI 150+				
18- 5	2- 2	1- 2	OVERALL	7- 1	3- 0	5- 0				
14- 1	2- 0	1- 1	HOME	6- 0	1- 0	4- 0				
3- 4	0- 2	0- 1	AWAY	1- 1	2- 0	0- 0				
1- 0	0- 0	0- 0	NEUTRAL	0- 0	0- 0	1- 0				
10- 2	2- 1	0- 1	NON-CONFERENCE	4- 0	0- 0	4- 0				
9- 0	2- 0	0- 0	HOME	4- 0	0- 0	3- 0				
0- 2	0- 1	0- 1	AWAY	0- 0	0- 0	0- 0				
1- 0	0- 0	0- 0	NEUTRAL	0- 0	0- 0	1- 0				
8- 3	0- 1	1- 1	CONFERENCE	3- 1	3- 0	1- 0				
5- 1	0- 0	1- 1	HOME	2- 0	1- 0	1- 0				
3- 2	0- 1	0- 0	AWAY	1- 1	2- 0	0- 0				
0- 0	0- 0	0- 0	NEUTRAL	0- 0	0- 0	0- 0				

RPI	S	Opponent	Score	RPI	S	Opponent	Score	RPI	S	Opponent	Score	RPI	S	Opponent	Score
2	A	Baylor	69 84	29	H	Texas	62 64	51	H	Bucknell	86 61	103	A	Oklahoma St.	84 71
12	A	Iowa	70 73	38	A	South Dakota	59 64	55	A	Kansas St.	81 52	118	A	Kansas	82 73
21	H	Miami (FL)	75 52	41	H	TCU	92 54	55	H	Kansas St.	96 58	137	H	Texas Tech	105 66
22	H	Drake	86 81					63	H	Auburn	67 64	156	H	Oklahoma	104 78
								70	A	West Virginia	64 73	185	N	Eastern Mich.	85 59
								70	H	West Virginia	77 61	201	H	Prairie View	94 46
								74	H	Arkansas	91 82	226	H	North Dakota	87 35
								98	H	Northern Ill.	70 60	238	H	Niagara	95 35
LAST 12 Division I GAMES:															
98	H	Northern Ill.	70 60	103	A	Oklahoma St.	84 71								
63	H	Auburn	67 64	2	A	Baylor	69 84								
21	H	Miami (FL)	75 52	156	H	Oklahoma	104 78								
70	H	West Virginia	77 61	70	A	West Virginia	64 73								
55	A	Kansas St.	81 52	29	H	Texas	62 64								
137	H	Texas Tech	105 66	41	H	TCU	92 54								

Non-Div I Games:

Iowa St.

Average RPI Win:	312	WON-LOST	WINNING	LAST 10	STRENGTH OF	OPP. STRENGTH	TEAM	ADJ.	CONF.	ADJ CONF.
Average RPI Loss:	183	RECORD	PCT. RANK	GAMES	SCHEDULE	OF SCHEDULE	RPI	RPI	RPI	RPI
DIV. I ONLY	7- 12	244	1- 0	339	310	298	298	29	29	
DIV. I NON-CONF.	2- 7	288	0- 0	194	235	284	284	27	27	
TOTALS	RPI 1-25	RPI 26-50	W-L RECORDS	RPI 51-100	RPI 101-150	RPI 150+				
7- 12	0- 1	0- 0	OVERALL	0- 2	0- 1	7- 8				
4- 2	0- 0	0- 0	HOME	0- 0	0- 0	4- 2				
2- 9	0- 1	0- 0	AWAY	0- 2	0- 0	2- 6				
1- 1	0- 0	0- 0	NEUTRAL	0- 0	0- 1	1- 0				
2- 7	0- 1	0- 0	NON-CONFERENCE	0- 2	0- 1	2- 3				
1- 1	0- 0	0- 0	HOME	0- 0	0- 0	1- 1				
0- 5	0- 1	0- 0	AWAY	0- 2	0- 0	0- 2				
1- 1	0- 0	0- 0	NEUTRAL	0- 0	0- 1	1- 0				
5- 5	0- 0	0- 0	CONFERENCE	0- 0	0- 0	5- 5				
3- 1	0- 0	0- 0	HOME	0- 0	0- 0	3- 1				
2- 4	0- 0	0- 0	AWAY	0- 0	0- 0	2- 4				
0- 0	0- 0	0- 0	NEUTRAL	0- 0	0- 0	0- 0				

RPI S	Opponent	Score	RPI S	Opponent	Score	RPI S	Opponent	Score	RPI S	Opponent	Score	Team's RPI: 298
7	A Mississippi St.	38 105				74	A Arkansas	57 76	139	N Akron	57 74	
						91	A UT Arlington	63 99	168	H Southern U.	74 76	
									201	A Prairie View	57 76	
									211	A Grambling	77 74	
									217	A Texas Southern	67 76	
									229	A Memphis	67 68	
									246	A Alabama St.	67 74	
									252	A Louisiana	61 68	
									276	H Southeastern La.	45 50	
									289	H Central Ark.	65 56	
									300	A Alabama A&M	55 58	
									309	H Mississippi Val.	87 56	
									331	N UIC	72 57	
									347	H Ark.-Pine Bluff	60 41	
									350	A Alcorn	82 61	
									350	H Alcorn	88 66	
LAST 12 Division I GAMES:												
350	A Alcorn	82 61	168	H Southern U.	74 76							
347	H Ark.-Pine Bluff	60 41	350	H Alcorn	88 66							
309	H Mississippi Val.	87 56	246	A Alabama St.	67 74							
211	A Grambling	77 74	300	A Alabama A&M	55 58							
217	A Texas Southern	67 76	74	A Arkansas	57 76							
201	A Prairie View	57 76	331	N UIC	72 57							

Non-Div I Games: Spring Hill 105 57 Millsaps 88 38

Jackson St.

Loss, Non-Conf, S Site, H Home A Away N Neutral

Jacksonville

Through Games Of Feb. 9, 2019

Average RPI Win: <b>288</b>	WON-LOST	WINNING	LAST 10	STRENGTH OF	OPP. STRENGTH	TEAM	ADJ.	CONF.	ADJ CONF.
Average RPI Loss: <b>173</b>	RECORD	PCT. RANK	GAMES	SCHEDULE	OF SCHEDULE	RPI	RPI	RPI	RPI
DIV. I ONLY	9- 12	215	0- 1	286	284	241	241	24	24
DIV. I NON-CONF.	4- 6	212	0- 0	151	307	183	183	26	26
TOTALS	RPI 1-25	RPI 26-50	W-L RECORDS	RPI 51-100	RPI 101-150	RPI 150+			
9- 12	0- 2	0- 0	OVERALL	0- 2	0- 2	9- 6			
3- 4	0- 0	0- 0	HOME	0- 0	0- 1	3- 3			
6- 6	0- 2	0- 0	AWAY	0- 1	0- 1	6- 2			
0- 2	0- 0	0- 0	NEUTRAL	0- 1	0- 0	0- 1			
4- 6	0- 2	0- 0	NON-CONFERENCE	0- 1	0- 1	4- 2			
1- 1	0- 0	0- 0	HOME	0- 0	0- 0	1- 1			
3- 3	0- 2	0- 0	AWAY	0- 0	0- 1	3- 0			
0- 2	0- 0	0- 0	NEUTRAL	0- 1	0- 0	0- 1			
5- 6	0- 0	0- 0	CONFERENCE	0- 1	0- 1	5- 4			
2- 3	0- 0	0- 0	HOME	0- 0	0- 1	2- 2			
3- 3	0- 0	0- 0	AWAY	0- 1	0- 0	3- 2			
0- 0	0- 0	0- 0	NEUTRAL	0- 0	0- 0	0- 0			

RPI 1-25				RPI 26-50				RPI 51-100				RPI 101+ Team's RPI: 241			
RPI	S	Opponent	Score	RPI	S	Opponent	Score	RPI	S	Opponent	Score	RPI	S	Opponent	Score
18	A	Florida St.	46 <b>79</b>					71	A	FGCU	58 <b>82</b>	121	A	Penn St.	61 <b>80</b>
20	A	Texas A&M	53 <b>73</b>					72	N	Old Dominion	76 <b>78</b>	142	H	North Ala.	59 <b>62</b>
												151	H	Mercer	71 66
												215	H	Stetson	56 <b>69</b>
												237	A	Liberty	64 52
												237	H	Liberty	75 <b>85</b>
												257	H	Bethune-Cookman	56 <b>58</b>
												274	A	North Florida	80 72
												299	A	Kennesaw St.	55 <b>75</b>
												299	H	Kennesaw St.	68 53
												300	N	Alabama A&M	60 <b>65</b>
												315	A	Charleston So.	68 58
												320	A	NJIT	61 56
												322	A	Lipscomb	58 <b>61</b>
												322	H	Lipscomb	62 47
												324	A	FIU	73 62
												348	A	Savannah St.	68 58
LAST 12 Division I GAMES:															
322	A	Lipscomb	58 <b>61</b>	320	A	NJIT	61 56								
299	H	Kennesaw St.	68 53	142	H	North Ala.	59 <b>62</b>								
71	A	FGCU	58 <b>82</b>	237	A	Liberty	64 52								
215	H	Stetson	56 <b>69</b>	299	A	Kennesaw St.	55 <b>75</b>								
237	H	Liberty	75 <b>85</b>	322	H	Lipscomb	62 47								
274	A	North Florida	80 72	151	H	Mercer	71 66								

Non-Div I Games: Webber Int'l 73 39 Edward Waters 100 48 Warner 105 55

Jacksonville

Loss, Non-Conf, S Site, H Home A Away N Neutral



## Jacksonville St.

Through Games Of Feb. 9, 2019

Average RPI Win:	272	WON-LOST	WINNING	LAST 10	STRENGTH OF	OPP. STRENGTH	TEAM	ADJ.	CONF.	ADJ CONF.
Average RPI Loss:	128	RECORD	PCT. RANK	GAMES	SCHEDULE	OF SCHEDULE	RPI	RPI	RPI	RPI
DIV. I ONLY	10- 12	194	0- 1	227	231	204	204	22	22	
DIV. I NON-CONF.	5- 5	162	0- 1	262	188	195	195	21	21	
TOTALS	RPI 1-25	RPI 26-50	W-L RECORDS	RPI 51-100	RPI 101-150	RPI 150+				
10- 12	0- 0	0- 0	OVERALL	0- 5	0- 5	10- 2				
3- 6	0- 0	0- 0	HOME	0- 3	0- 1	3- 2				
7- 4	0- 0	0- 0	AWAY	0- 1	0- 3	7- 0				
0- 2	0- 0	0- 0	NEUTRAL	0- 1	0- 1	0- 0				
5- 5	0- 0	0- 0	NON-CONFERENCE	0- 3	0- 2	5- 0				
1- 2	0- 0	0- 0	HOME	0- 2	0- 0	1- 0				
4- 1	0- 0	0- 0	AWAY	0- 0	0- 1	4- 0				
0- 2	0- 0	0- 0	NEUTRAL	0- 1	0- 1	0- 0				
5- 7	0- 0	0- 0	CONFERENCE	0- 2	0- 3	5- 2				
2- 4	0- 0	0- 0	HOME	0- 1	0- 1	2- 2				
3- 3	0- 0	0- 0	AWAY	0- 1	0- 2	3- 0				
0- 0	0- 0	0- 0	NEUTRAL	0- 0	0- 0	0- 0				

RPI 1-25			RPI 26-50			RPI 51-100			RPI 101+ Team's RPI: 204		
RPI	S	Opponent	Score	RPI	S	Opponent	Score	RPI	S	Opponent	Score
						61 H Miami (OH)	41 58	122 A Morehead St.		55 66	
						62 A Belmont	52 66	123 N Washington St.		51 64	
						62 H Belmont	41 64	131 H Tennessee Tech		49 66	
						80 N Harvard	62 69	136 A UT Martin		72 77	
						81 H Troy	63 89	137 A Texas Tech		58 71	
								157 H Georgia St.		61 56	
								197 A Ole Miss		60 49	
								222 A Southeast Mo. St.		56 39	
								258 H SIUE		47 51	
								268 H Eastern Ill.		78 49	
								284 H Murray St.		59 64	
								287 H Austin Peay		67 56	
								290 A Tennessee St.		62 52	
								300 A Alabama A&M		55 48	
								322 A Lipscomb		58 46	
								326 A Eastern Ky.		53 44	
								349 A Florida A&M		62 31	
LAST 12 Division I GAMES:											
123 N		Washington St.	51 64	326 A		Eastern Ky.	53 44				
222 A		Southeast Mo. St.	56 39	131 H		Tennessee Tech	49 66				
136 A		UT Martin	72 77	62 H		Belmont	41 64				
287 H		Austin Peay	67 56	258 H		SIUE	47 51				
284 H		Murray St.	59 64	268 H		Eastern Ill.	78 49				
122 A		Morehead St.	55 66	290 A		Tennessee St.	62 52				

Non-Div I Games: Montevallo 84 52

Jacksonville St.

Loss, Non-Conf, S Site, H Home A Away N Neutral

Average RPI Win:	176	WON-LOST	WINNING	LAST 10	STRENGTH OF	OPP. STRENGTH	TEAM	ADJ.	CONF.	ADJ CONF.
Average RPI Loss:	108	RECORD	PCT. RANK	GAMES	SCHEDULE	OF SCHEDULE	RPI	RPI	RPI	RPI
DIV. I ONLY	17- 4	25	1- 0	124	131	34	34	10	10	
DIV. I NON-CONF.	8- 3	72	0- 0	180	154	62	62	10	10	
TOTALS	RPI 1-25	RPI 26-50	W-L RECORDS	RPI 51-100	RPI 101-150	RPI 150+				
17- 4	0- 1	0- 0	OVERALL	4- 0	3- 2	10- 1				
10- 0	0- 0	0- 0	HOME	2- 0	3- 0	5- 0				
7- 4	0- 1	0- 0	AWAY	2- 0	0- 2	5- 1				
0- 0	0- 0	0- 0	NEUTRAL	0- 0	0- 0	0- 0				
8- 3	0- 1	0- 0	NON-CONFERENCE	1- 0	2- 1	5- 1				
5- 0	0- 0	0- 0	HOME	1- 0	2- 0	2- 0				
3- 3	0- 1	0- 0	AWAY	0- 0	0- 1	3- 1				
0- 0	0- 0	0- 0	NEUTRAL	0- 0	0- 0	0- 0				
9- 1	0- 0	0- 0	CONFERENCE	3- 0	1- 1	5- 0				
5- 0	0- 0	0- 0	HOME	1- 0	1- 0	3- 0				
4- 1	0- 0	0- 0	AWAY	2- 0	0- 1	2- 0				
0- 0	0- 0	0- 0	NEUTRAL	0- 0	0- 0	0- 0				

RPI 1-25				RPI 26-50				Team's RPI: 34				RPI 51-100				RPI 101+			
RPI	S	Opponent	Score	RPI	S	Opponent	Score	RPI	S	Opponent	Score	RPI	S	Opponent	Score	RPI	S	Opponent	Score
19	A	Maryland	63 87									83	A	Drexel	51 35	104	H	Dayton	68 55
												85	A	Northeastern	58 51	108	A	Wake Forest	49 50
												85	H	Northeastern	84 49	115	H	Towson	71 59
												90	H	Georgetown	69 57	116	A	UNCW	63 66
																119	H	St. John's (NY)	64 51
																154	A	Delaware	68 43
																162	H	William & Mary	65 48
																190	A	Hampton	65 72
																192	H	George Washington	50 37
																200	H	Elon	82 30
																218	A	Robert Morris	59 36
																237	A	Liberty	74 53
																256	H	Hofstra	77 54
																262	H	Winthrop	56 39
																281	A	Col. of Charleston	91 50
																345	A	Delaware St.	103 57
LAST 12 Division I GAMES:																			
85	A	Northeastern	58 51	85	H	Northeastern	84 49												
115	H	Towson	71 59	256	H	Hofstra	77 54												
200	H	Elon	82 30	83	A	Drexel	51 35												
162	H	William & Mary	65 48	154	A	Delaware	68 43												
281	A	Col. of Charleston	91 50	218	A	Robert Morris	59 36												
116	A	UNCW	63 66	119	H	St. John's (NY)	64 51												

Non-Div I Games:

James Madison

■ Loss, 
■ Non-Conf, 
■ S Site, 
■ H Home 
■ A Away 
N Neutral

Kansas

Through Games Of Feb. 9, 2019

Average RPI Win:	184	WON-LOST	WINNING	LAST 10	STRENGTH OF	OPP. STRENGTH	TEAM	ADJ.	CONF.	ADJ CONF.
Average RPI Loss:	58	RECORD	PCT. RANK	GAMES	SCHEDULE	OF SCHEDULE	RPI	RPI	RPI	RPI
DIV. I ONLY	12- 10	147	1- 0	72	47	118	118	3	3	
DIV. I NON-CONF.	10- 1	17	1- 0	266	170	55	55	3	3	
TOTALS	RPI 1-25	RPI 26-50	W-L RECORDS	RPI 51-100	RPI 101-150	RPI 150+				
12- 10	0- 2	0- 3	OVERALL	3- 2	1- 3	8- 0				
8- 5	0- 2	0- 1	HOME	0- 1	0- 1	8- 0				
2- 5	0- 0	0- 2	AWAY	2- 1	0- 2	0- 0				
2- 0	0- 0	0- 0	NEUTRAL	1- 0	1- 0	0- 0				
10- 1	0- 0	0- 0	NON-CONFERENCE	2- 0	1- 1	7- 0				
7- 0	0- 0	0- 0	HOME	0- 0	0- 0	7- 0				
1- 1	0- 0	0- 0	AWAY	1- 0	0- 1	0- 0				
2- 0	0- 0	0- 0	NEUTRAL	1- 0	1- 0	0- 0				
2- 9	0- 2	0- 3	CONFERENCE	1- 2	0- 2	1- 0				
1- 5	0- 2	0- 1	HOME	0- 1	0- 1	1- 0				
1- 4	0- 0	0- 2	AWAY	1- 1	0- 1	0- 0				
0- 0	0- 0	0- 0	NEUTRAL	0- 0	0- 0	0- 0				

RPI	S	Opponent	Score	RPI	S	Opponent	Score	RPI	S	Opponent	Score	RPI	S	Opponent	Score	Team's RPI: 118
2	H	Baylor	68 94	29	A	Texas	43 62	53	A	LSU	68 61	103	H	Oklahoma St.	62 72	
11	H	Iowa St.	73 82	29	H	Texas	73 91	55	A	Kansas St.	61 54	106	A	Nebraska	52 58	
				41	A	TCU	53 58	55	H	Kansas St.	62 72	123	N	Washington St.	71 63	
								70	A	West Virginia	50 71	137	A	Texas Tech	66 69	
								82	N	Northwestern	66 57	156	H	Oklahoma	88 79	
												178	H	Oral Roberts	70 58	
												206	H	George Mason	77 56	
												211	H	Grambling	76 45	
												239	H	UMKC	67 55	
												275	H	Vermont	77 36	
												300	H	Alabama A&M	65 54	
												330	H	Iona	75 44	
LAST 12 Division I GAMES:																
82	N	Northwestern	66 57	29	A	Texas	43 62	103	H	Oklahoma St.	62 72	2	H	Baylor	68 94	
29	H	Texas	73 91	55	H	Kansas St.	62 72	55	A	Kansas St.	61 54	137	A	Texas Tech	66 69	
55	H	Kansas St.	62 72	70	A	West Virginia	50 71	11	H	Iowa St.	73 82					
70	A	West Virginia	50 71	156	H	Oklahoma	88 79									
156	H	Oklahoma	88 79	41	A	TCU	53 58									

Non-Div I Games:

Kansas

Loss, Non-Conf, S Site, H Home A Away N Neutral

Average RPI Win:	145	WON-LOST	WINNING	LAST 10	STRENGTH OF	OPP. STRENGTH	TEAM	ADJ.	CONF.	ADJ CONF.
Average RPI Loss:	35	RECORD	PCT. RANK	GAMES	SCHEDULE	OF SCHEDULE	RPI	RPI	RPI	RPI
DIV. I ONLY	14- 9	114	1- 0	30	9	55	55	3	3	
DIV. I NON-CONF.	9- 3	61	0- 0	100	19	51	51	3	3	
TOTALS	RPI 1-25	RPI 26-50	W-L RECORDS	RPI 51-100	RPI 101-150	RPI 150+				
14- 9	0- 5	1- 2	OVERALL	4- 1	3- 1	6- 0				
10- 3	0- 1	1- 1	HOME	2- 0	1- 1	6- 0				
3- 3	0- 2	0- 0	AWAY	1- 1	2- 0	0- 0				
1- 3	0- 2	0- 1	NEUTRAL	1- 0	0- 0	0- 0				
9- 3	0- 2	0- 1	NON-CONFERENCE	4- 0	0- 0	5- 0				
7- 0	0- 0	0- 0	HOME	2- 0	0- 0	5- 0				
1- 0	0- 0	0- 0	AWAY	1- 0	0- 0	0- 0				
1- 3	0- 2	0- 1	NEUTRAL	1- 0	0- 0	0- 0				
5- 6	0- 3	1- 1	CONFERENCE	0- 1	3- 1	1- 0				
3- 3	0- 1	1- 1	HOME	0- 0	1- 1	1- 0				
2- 3	0- 2	0- 0	AWAY	0- 1	2- 0	0- 0				
0- 0	0- 0	0- 0	NEUTRAL	0- 0	0- 0	0- 0				

RPI S	Opponent	Score	RPI S	Opponent	Score	RPI S	Opponent	Score	RPI S	Opponent	Score
2	A Baylor	50 65	29	H Texas	87 69	57	H Lamar University	73 55	103	H Oklahoma St.	59 48
8	N Syracuse	61 70	36	N DePaul	59 79	58	A Little Rock	53 47	118	A Kansas	72 62
11	A Iowa St.	58 96	41	H TCU	47 61	70	A West Virginia	30 60	118	H Kansas	54 61
11	H Iowa St.	52 81				84	H UNI	72 62	137	A Texas Tech	66 62
17	N Arizona St.	51 65				93	N Princeton	80 61	156	H Oklahoma	86 56
									173	H North Texas	60 42
									179	H Vanderbilt	72 61
									239	H UMKC	61 50
									289	H Central Ark.	70 54
									317	H Omaha	61 46
LAST 12 Division I GAMES:											
118	A Kansas	72 62	29	H Texas	87 69	118	H Kansas	54 61			
11	H Iowa St.	52 81	2	A Baylor	50 65	156	H Oklahoma	86 56			
41	H TCU	47 61	11	A Iowa St.	58 96	84	H UNI	72 62			
70	A West Virginia	30 60									
103	H Oklahoma St.	59 48									
137	A Texas Tech	66 62									

Non-Div I Games:

Kansas St.

Average RPI Win:	282	WON-LOST	WINNING	LAST 10	STRENGTH OF	OPP. STRENGTH	TEAM	ADJ.	CONF.	ADJ CONF.
Average RPI Loss:	178	RECORD	PCT. RANK	GAMES	SCHEDULE	OF SCHEDULE	RPI	RPI	RPI	RPI
DIV. I ONLY	5- 16	306	1- 0	194	306	299	299	24	24	
DIV. I NON-CONF.	3- 9	271	0- 0	142	302	270	270	26	26	
TOTALS	RPI 1-25	RPI 26-50	W-L RECORDS	RPI 51-100	RPI 101-150	RPI 150+				
5- 16	0- 1	0- 1	OVERALL	0- 1	0- 3	5- 10				
4- 3	0- 0	0- 0	HOME	0- 1	0- 0	4- 2				
0- 9	0- 0	0- 1	AWAY	0- 0	0- 2	0- 6				
1- 4	0- 1	0- 0	NEUTRAL	0- 0	0- 1	1- 2				
3- 9	0- 1	0- 1	NON-CONFERENCE	0- 0	0- 2	3- 5				
2- 0	0- 0	0- 0	HOME	0- 0	0- 0	2- 0				
0- 5	0- 0	0- 1	AWAY	0- 0	0- 1	0- 3				
1- 4	0- 1	0- 0	NEUTRAL	0- 0	0- 1	1- 2				
2- 7	0- 0	0- 0	CONFERENCE	0- 1	0- 1	2- 5				
2- 3	0- 0	0- 0	HOME	0- 1	0- 0	2- 2				
0- 4	0- 0	0- 0	AWAY	0- 0	0- 1	0- 3				
0- 0	0- 0	0- 0	NEUTRAL	0- 0	0- 0	0- 0				

RPI S	Opponent	Score	RPI S	Opponent	Score	RPI S	Opponent	Score	RPI S	Opponent	Score	Team's RPI: 299
23 N	Michigan St.	51 75	48 A	Georgia Tech	35 60	71 H	FGCU	46 69	102 N	Idaho St.	49 60	
									110 A	Seton Hall	80 102	
									142 A	North Ala.	55 80	
									151 A	Mercer	48 64	
									157 A	Georgia St.	73 79	
									202 A	East Carolina	56 68	
									215 A	Stetson	69 76	
									221 H	Furman	74 63	
									237 H	Liberty	61 67	
									241 A	Jacksonville	53 68	
									241 H	Jacksonville	75 55	
									257 N	Bethune-Cookman	61 64	
									274 H	North Florida	60 71	
									288 H	Ga. Southern	78 59	
									296 N	UMBC	53 57	
									320 A	NJIT	60 66	
									320 H	NJIT	70 47	
									342 N	N.C. Central	78 54	
LAST 12 Division I GAMES:												
320 H	NJIT	70 47	237 H	Liberty	61 67							
241 A	Jacksonville	53 68	241 H	Jacksonville	75 55							
215 A	Stetson	69 76	320 A	NJIT	60 66							
274 H	North Florida	60 71	342 N	N.C. Central	78 54							
142 A	North Ala.	55 80	257 N	Bethune-Cookman	61 64							
71 H	FGCU	46 69	48 A	Georgia Tech	35 60							

Non-Div I Games: Middle Ga. St. 80 70

Kennesaw St.

Loss, Non-Conf, S Site, H Home A Away N Neutral

Average RPI Win:	205	WON-LOST	WINNING	LAST 10	STRENGTH OF	OPP. STRENGTH	TEAM	ADJ.	CONF.	ADJ CONF.
Average RPI Loss:	66	RECORD	PCT. RANK	GAMES	SCHEDULE	OF SCHEDULE	RPI	RPI	RPI	RPI
DIV. I ONLY	11- 9	140	0- 1	62	110	87	87	7	7	
DIV. I NON-CONF.	6- 4	125	0- 0	158	157	104	104	8	8	
TOTALS	RPI 1-25	RPI 26-50	W-L RECORDS	RPI 51-100	RPI 101-150	RPI 150+				
11- 9	0- 3	0- 2	OVERALL	2- 2	2- 0	7- 2				
7- 2	0- 1	0- 0	HOME	1- 0	2- 0	4- 1				
4- 7	0- 2	0- 2	AWAY	1- 2	0- 0	3- 1				
0- 0	0- 0	0- 0	NEUTRAL	0- 0	0- 0	0- 0				
6- 4	0- 1	0- 1	NON-CONFERENCE	0- 1	1- 0	5- 1				
3- 1	0- 0	0- 0	HOME	0- 0	1- 0	2- 1				
3- 3	0- 1	0- 1	AWAY	0- 1	0- 0	3- 0				
0- 0	0- 0	0- 0	NEUTRAL	0- 0	0- 0	0- 0				
5- 5	0- 2	0- 1	CONFERENCE	2- 1	1- 0	2- 1				
4- 1	0- 1	0- 0	HOME	1- 0	1- 0	2- 0				
1- 4	0- 1	0- 1	AWAY	1- 1	0- 0	0- 1				
0- 0	0- 0	0- 0	NEUTRAL	0- 0	0- 0	0- 0				

RPI 1-25				RPI 26-50				RPI 51-100				RPI 101+			
RPI	S	Opponent	Score	RPI	S	Opponent	Score	RPI	S	Opponent	Score	RPI	S	Opponent	Score
10	A	NC State	61 78	27	A	North Carolina	60 73	61	A	Miami (OH)	63 79	127	H	Youngstown St.	62 34
24	A	Buffalo	66 75	32	A	Ohio	81 83	77	A	Wright St.	55 61	139	H	Akron	73 58
25	H	Central Mich.	75 82					87	A	Toledo	58 47	159	H	Duquesne	72 77
								98	H	Northern Ill.	87 78	182	A	Ball St.	44 48
												185	H	Eastern Mich.	71 64
												210	A	St. Bonaventure	76 64
												218	A	Robert Morris	54 46
												279	H	Northern Ky.	62 61
												285	H	Western Mich.	55 51
												304	H	Oakland	75 65
												320	A	NJIT	57 40
LAST 12 Division I GAMES:															
24	A	Buffalo	66 75	32	A	Ohio	81 83	87	A	Toledo	58 47				
285	H	Western Mich.	55 51					98	H	Northern Ill.	87 78				
139	H	Akron	73 58					185	H	Eastern Mich.	71 64				
61	A	Miami (OH)	63 79					320	A	NJIT	57 40				
182	A	Ball St.	44 48					210	A	St. Bonaventure	76 64				
25	H	Central Mich.	75 82												

Non-Div I Games: Clarion 92 38

Kent St.

■ Loss, 
■ Non-Conf, 
■ S Site, 
■ H Home 
■ A Away 
N Neutral

Average RPI Win:	141	WON-LOST	WINNING	LAST 10	STRENGTH OF	OPP. STRENGTH	TEAM	ADJ.	CONF.	ADJ CONF.
Average RPI Loss:	49	RECORD	PCT. RANK	GAMES	SCHEDULE	OF SCHEDULE	RPI	RPI	RPI	RPI
DIV. I ONLY	19- 5	30	1- 0	56	33	26	26	5	5	
DIV. I NON-CONF.	13- 1	9	0- 0	114	61	17	17	5	5	
TOTALS	RPI 1-25	RPI 26-50	W-L RECORDS	RPI 51-100	RPI 101-150	RPI 150+				
19- 5	0- 4	3- 0	OVERALL	5- 0	3- 0	8- 1				
13- 2	0- 1	1- 0	HOME	2- 0	2- 0	8- 1				
3- 3	0- 3	0- 0	AWAY	3- 0	0- 0	0- 0				
3- 0	0- 0	2- 0	NEUTRAL	0- 0	1- 0	0- 0				
13- 1	0- 1	2- 0	NON-CONFERENCE	2- 0	3- 0	6- 0				
10- 0	0- 0	0- 0	HOME	2- 0	2- 0	6- 0				
0- 1	0- 1	0- 0	AWAY	0- 0	0- 0	0- 0				
3- 0	0- 0	2- 0	NEUTRAL	0- 0	1- 0	0- 0				
6- 4	0- 3	1- 0	CONFERENCE	3- 0	0- 0	2- 1				
3- 2	0- 1	1- 0	HOME	0- 0	0- 0	2- 1				
3- 2	0- 2	0- 0	AWAY	3- 0	0- 0	0- 0				
0- 0	0- 0	0- 0	NEUTRAL	0- 0	0- 0	0- 0				

RPI 1-25				RPI 26-50				Team's RPI: 26				RPI 51-100				RPI 101+			
RPI	S	Opponent	Score	RPI	S	Opponent	Score	RPI	S	Opponent	Score	RPI	S	Opponent	Score	RPI	S	Opponent	Score
3	A	Louisville	75 80	27	N	North Carolina	85 75	53	A	LSU	64 60	122	H	Morehead St.	87 57				
7	A	Mississippi St.	71 86	31	H	Missouri	52 41	56	H	Middle Tenn.	72 55	132	H	High Point	71 49				
16	H	South Carolina	70 74	44	N	UCLA	75 74	63	A	Auburn	78 68	134	N	South Fla.	85 63				
20	A	Texas A&M	71 73					64	A	Tennessee	73 71	168	H	Southern U.	91 41				
								96	H	Virginia	63 51	179	H	Vanderbilt	77 55				
												197	H	Ole Miss	49 55				
												203	H	Florida	62 51				
												223	H	Rhode Island	75 52				
												225	H	Sacred Heart	71 43				
												246	H	Alabama St.	87 35				
												284	H	Murray St.	88 49				
												337	H	Western Caro.	99 39				
LAST 12 Division I GAMES:																			
63	A	Auburn	78 68	197	H	Ole Miss	49 55												
203	H	Florida	62 51	64	A	Tennessee	73 71												
16	H	South Carolina	70 74	7	A	Mississippi St.	71 86												
20	A	Texas A&M	71 73	179	H	Vanderbilt	77 55												
31	H	Missouri	52 41	225	H	Sacred Heart	71 43												
53	A	LSU	64 60	284	H	Murray St.	88 49												

Non-Div I Games:

Kentucky

■ Loss, 
 ■ Non-Conf, S Site, 
 ■ Home 
 ■ Away 
 N Neutral

Average RPI Win: 310		WON-LOST	WINNING	LAST 10	STRENGTH OF	OPP. STRENGTH	TEAM	ADJ.	CONF.	ADJ CONF.
Average RPI Loss: 268		RECORD	PCT. RANK	GAMES	SCHEDULE	OF SCHEDULE	RPI	RPI	RPI	RPI
DIV. I ONLY		1- 20	347	0- 1	348	350	351	351	31	31
DIV. I NON-CONF.		1- 10	330	0- 0	337	345	351	351	31	31
TOTALS		RPI 1-25	RPI 26-50	W-L RECORDS	RPI 51-100	RPI 101-150	RPI 150+			
1- 20	0- 0		0- 0	OVERALL	0- 1	0- 0	1- 19			
1- 8	0- 0		0- 0	HOME	0- 0	0- 0	1- 8			
0- 11	0- 0		0- 0	AWAY	0- 1	0- 0	0- 10			
0- 1	0- 0		0- 0	NEUTRAL	0- 0	0- 0	0- 1			
1- 10	0- 0		0- 0	NON-CONFERENCE	0- 1	0- 0	1- 9			
1- 3	0- 0		0- 0	HOME	0- 0	0- 0	1- 3			
0- 6	0- 0		0- 0	AWAY	0- 1	0- 0	0- 5			
0- 1	0- 0		0- 0	NEUTRAL	0- 0	0- 0	0- 1			
0- 10	0- 0		0- 0	CONFERENCE	0- 0	0- 0	0- 10			
0- 5	0- 0		0- 0	HOME	0- 0	0- 0	0- 5			
0- 5	0- 0		0- 0	AWAY	0- 0	0- 0	0- 5			
0- 0	0- 0		0- 0	NEUTRAL	0- 0	0- 0	0- 0			

RPI 1-25				RPI 26-50				RPI 51-100				RPI 101+				Team's RPI: 351	
RPI	S	Opponent	Score	RPI	S	Opponent	Score	RPI	S	Opponent	Score	RPI	S	Opponent	Score		
								59	A	Michigan	38	83	152	A	Lehigh	38	72
												169	N	UC Irvine	71	84	
												214	H	Saint Francis (PA)	66	80	
												218	H	Robert Morris	37	89	
												225	A	Sacred Heart	53	75	
												243	A	Mt. St. Mary's	45	61	
												254	H	St. Francis Brooklyn	67	79	
												302	A	Central Conn. St.	57	63	
												303	H	Army West Point	42	57	
												305	A	Bryant	62	69	
												307	A	Manhattan	46	61	
												308	A	Fairfield	43	71	
												310	H	Lafayette	55	50	
												318	H	UMass Lowell	64	69	
												320	H	NJIT	51	72	
												323	A	Wagner	62	72	
												323	H	Wagner	62	66	
												328	A	Saint Peter's	59	86	
												338	A	Grand Canyon	62	65	
												344	H	Fairleigh Dickinson	52	69	
LAST 12 Division I GAMES:																	
				323	H	Wagner	62	66				218	H	Robert Morris	37	89	
				323	A	Wagner	62	72				214	H	Saint Francis (PA)	66	80	
				302	A	Central Conn. St.	57	63				225	A	Sacred Heart	53	75	
				243	A	Mt. St. Mary's	45	61				305	A	Bryant	62	69	
				254	H	St. Francis Brooklyn	67	79				310	H	Lafayette	55	50	
				344	H	Fairleigh Dickinson	52	69				152	A	Lehigh	38	72	

Non-Div I Games:

LIU Brooklyn

■ Loss, ■ Non-Conf, S Site, H Home A Away N Neutral



Average RPI Win:	142	WON-LOST	WINNING	LAST 10	STRENGTH OF	OPP. STRENGTH	TEAM	ADJ.	CONF.	ADJ CONF.
Average RPI Loss:	60	RECORD	PCT. RANK	GAMES	SCHEDULE	OF SCHEDULE	RPI	RPI	RPI	RPI
DIV. I ONLY	14- 8	101	1- 0	21	65	53	53	5	5	
DIV. I NON-CONF.	9- 3	61	0- 0	86	133	61	61	5	5	
TOTALS	RPI 1-25	RPI 26-50	W-L RECORDS	RPI 51-100	RPI 101-150	RPI 150+				
14- 8	2- 3	1- 1	OVERALL	2- 2	3- 2	6- 0				
10- 5	1- 2	1- 1	HOME	2- 0	2- 2	4- 0				
4- 3	1- 1	0- 0	AWAY	0- 2	1- 0	2- 0				
0- 0	0- 0	0- 0	NEUTRAL	0- 0	0- 0	0- 0				
9- 3	1- 1	0- 0	NON-CONFERENCE	1- 0	2- 2	5- 0				
7- 2	0- 0	0- 0	HOME	1- 0	2- 2	4- 0				
2- 1	1- 1	0- 0	AWAY	0- 0	0- 0	1- 0				
0- 0	0- 0	0- 0	NEUTRAL	0- 0	0- 0	0- 0				
5- 5	1- 2	1- 1	CONFERENCE	1- 2	1- 0	1- 0				
3- 3	1- 2	1- 1	HOME	1- 0	0- 0	0- 0				
2- 2	0- 0	0- 0	AWAY	0- 2	1- 0	1- 0				
0- 0	0- 0	0- 0	NEUTRAL	0- 0	0- 0	0- 0				

RPI S	Opponent	Score	RPI S	Opponent	Score	RPI S	Opponent	Score	RPI S	Opponent	Score
7	H Mississippi St.	35 68	26	H Kentucky	60 64	58	H Little Rock	60 45	107	H Northern Colo.	62 57
15	A Rutgers	43 57	31	H Missouri	61 51	64	A Tennessee	65 74	118	H Kansas	61 68
16	H South Carolina	53 76				74	H Arkansas	71 34	128	A Alabama	62 56
18	A Florida St.	58 45				100	A Georgia	50 63	133	H Tulane	54 56
20	H Texas A&M	63 52							134	H South Fla.	78 49
									181	H Nicholls St.	76 44
									187	H Sam Houston St.	66 52
									197	A Ole Miss	55 41
									252	A Louisiana	76 54
									276	H Southeastern La.	72 52
									329	H McNeese	86 36
LAST 12 Division I GAMES:											
74	H Arkansas	71 34	16	H South Carolina	53 76						
31	H Missouri	61 51	197	A Ole Miss	55 41						
7	H Mississippi St.	35 68	20	H Texas A&M	63 52						
64	A Tennessee	65 74	100	A Georgia	50 63						
128	A Alabama	62 56	134	H South Fla.	78 49						
26	H Kentucky	60 64	276	H Southeastern La.	72 52						

Non-Div I Games:

LSU

■ Loss, 
■ Non-Conf, 
■ S Site, 
■ H Home 
■ A Away 
N Neutral

Average RPI Win:	225	WON-LOST	WINNING	LAST 10	STRENGTH OF	OPP. STRENGTH	TEAM	ADJ.	CONF.	ADJ CONF.
Average RPI Loss:	141	RECORD	PCT. RANK	GAMES	SCHEDULE	OF SCHEDULE	RPI	RPI	RPI	RPI
DIV. I ONLY	4- 20	327	1- 0	104	191	283	283	17	17	
DIV. I NON-CONF.	3- 11	292	0- 0	53	225	218	218	16	16	
TOTALS	RPI 1-25	RPI 26-50	W-L RECORDS	RPI 51-100	RPI 101-150	RPI 150+				
4- 20	0- 0	0- 2	OVERALL	0- 4	1- 6	3- 8				
2- 8	0- 0	0- 0	HOME	0- 1	0- 2	2- 5				
0- 12	0- 0	0- 2	AWAY	0- 3	0- 4	0- 3				
2- 0	0- 0	0- 0	NEUTRAL	0- 0	1- 0	1- 0				
3- 11	0- 0	0- 2	NON-CONFERENCE	0- 4	1- 2	2- 3				
1- 3	0- 0	0- 0	HOME	0- 1	0- 1	1- 1				
0- 8	0- 0	0- 2	AWAY	0- 3	0- 1	0- 2				
2- 0	0- 0	0- 0	NEUTRAL	0- 0	1- 0	1- 0				
1- 9	0- 0	0- 0	CONFERENCE	0- 0	0- 4	1- 5				
1- 5	0- 0	0- 0	HOME	0- 0	0- 1	1- 4				
0- 4	0- 0	0- 0	AWAY	0- 0	0- 3	0- 1				
0- 0	0- 0	0- 0	NEUTRAL	0- 0	0- 0	0- 0				

RPI	S	Opponent	Score	RPI	S	Opponent	Score	RPI	S	Opponent	Score	RPI	S	Opponent	Score	Team's RPI: 283
33	A	Oregon St.	46 100	73	A	Penn	34 65	104	A	Dayton	45 84					
42	A	Villanova	68 81	80	A	Harvard	43 88	114	A	VCU	38 68					
				83	H	Drexel	43 58	115	A	Towson	68 92					
				97	A	Providence	47 77	119	H	St. John's (NY)	57 83					
								125	N	Pepperdine	62 55					
								135	H	Fordham	54 65					
								149	A	Davidson	61 80					
								159	H	Duquesne	62 66					
								172	A	Temple	47 75					
								192	H	George Washington	59 67					
								198	H	Massachusetts	60 74					
								218	A	Robert Morris	39 67					
								223	H	Rhode Island	77 71					
								227	H	Howard	54 57					
								253	H	Richmond	60 74					
								266	A	Saint Joseph's	57 60					
								272	H	Norfolk St.	62 52					
								279	N	Northern Ky.	74 56					
LAST 12 Division I GAMES:																
223	H	Rhode Island	77 71	192	H	George Washington	59 67									
149	A	Davidson	61 80	198	H	Massachusetts	60 74									
135	H	Fordham	54 65	114	A	VCU	38 68									
253	H	Richmond	60 74	104	A	Dayton	45 84									
159	H	Duquesne	62 66	172	A	Temple	47 75									
266	A	Saint Joseph's	57 60	97	A	Providence	47 77									

Non-Div I Games:

La Salle

■ Loss, 
 ■ Non-Conf, 
 ■ S Site, 
 ■ H Home 
 ■ A Away 
 N Neutral

## La.-Monroe

Through Games Of Feb. 9, 2019

Average RPI Win:	310	WON-LOST	WINNING	LAST 10	STRENGTH OF	OPP. STRENGTH	TEAM	ADJ.	CONF.	ADJ CONF.
Average RPI Loss:	175	RECORD	PCT. RANK	GAMES	SCHEDULE	OF SCHEDULE	RPI	RPI	RPI	RPI
DIV. I ONLY	6- 14	277	1- 0	316	233	295	295	12	12	
DIV. I NON-CONF.	4- 5	190	0- 0	349	334	319	319	15	15	
TOTALS	RPI 1-25	RPI 26-50	W-L RECORDS	RPI 51-100	RPI 101-150	RPI 150+				
6- 14	0- 0	0- 0	OVERALL	0- 2	0- 3	6- 9				
3- 4	0- 0	0- 0	HOME	0- 0	0- 1	3- 3				
3- 10	0- 0	0- 0	AWAY	0- 2	0- 2	3- 6				
0- 0	0- 0	0- 0	NEUTRAL	0- 0	0- 0	0- 0				
4- 5	0- 0	0- 0	NON-CONFERENCE	0- 0	0- 1	4- 4				
2- 1	0- 0	0- 0	HOME	0- 0	0- 0	2- 1				
2- 4	0- 0	0- 0	AWAY	0- 0	0- 1	2- 3				
0- 0	0- 0	0- 0	NEUTRAL	0- 0	0- 0	0- 0				
2- 9	0- 0	0- 0	CONFERENCE	0- 2	0- 2	2- 5				
1- 3	0- 0	0- 0	HOME	0- 0	0- 1	1- 2				
1- 6	0- 0	0- 0	AWAY	0- 2	0- 1	1- 3				
0- 0	0- 0	0- 0	NEUTRAL	0- 0	0- 0	0- 0				

RPI 1-25				RPI 26-50				RPI 51-100				RPI 101+ Team's RPI: 295					
RPI	S	Opponent	Score	RPI	S	Opponent	Score	RPI	S	Opponent	Score	RPI	S	Opponent	Score		
								58	A	Little Rock	44	63	111	A	South Alabama	49	77
								81	A	Troy	56	78	137	A	Texas Tech	42	86
													141	H	Appalachian St.	58	80
													157	A	Georgia St.	46	68
													157	H	Georgia St.	41	56
													175	A	Arkansas St.	54	64
													181	H	Nicholls St.	54	55
													188	H	Coastal Caro.	54	79
													207	A	SMU	38	49
													252	A	Louisiana	45	52
													276	A	Southeastern La.	42	49
													288	A	Ga. Southern	80	62
													288	H	Ga. Southern	58	57
													309	H	Mississippi Val.	72	65
													316	A	New Orleans	57	44
													329	H	McNeese	69	60
													332	A	Northwestern St.	63	55
													333	A	Houston Baptist	60	68
LAST 12 Division I GAMES:																	
288	A	Ga. Southern	80	62	252	A	Louisiana	45	52								
157	A	Georgia St.	46	68	157	H	Georgia St.	41	56								
141	H	Appalachian St.	58	80	288	H	Ga. Southern	58	57								
188	H	Coastal Caro.	54	79	175	A	Arkansas St.	54	64								
111	A	South Alabama	49	77	58	A	Little Rock	44	63								
81	A	Troy	56	78	333	A	Houston Baptist	60	68								

Non-Div I Games: LSU-Alexandria 93 62 Ark.-Monticello 70 39

La.-Monroe

Loss, Non-Conf, S Site, H Home A Away N Neutral

Lafayette

Through Games Of Feb. 9, 2019

Average RPI Win:	256	WON-LOST	WINNING	LAST 10	STRENGTH OF	OPP. STRENGTH	TEAM	ADJ.	CONF.	ADJ CONF.
Average RPI Loss:	218	RECORD	PCT. RANK	GAMES	SCHEDULE	OF SCHEDULE	RPI	RPI	RPI	RPI
DIV. I ONLY	7- 15	265	0- 1	312	308	310	310	19	19	
DIV. I NON-CONF.	5- 6	177	0- 1	351	343	336	336	22	22	
TOTALS	RPI 1-25	RPI 26-50	W-L RECORDS	RPI 51-100	RPI 101-150	RPI 150+				
7- 15	0- 0	0- 0	OVERALL	0- 3	0- 1	7- 11				
5- 5	0- 0	0- 0	HOME	0- 1	0- 1	5- 3				
2- 9	0- 0	0- 0	AWAY	0- 2	0- 0	2- 7				
0- 1	0- 0	0- 0	NEUTRAL	0- 0	0- 0	0- 1				
5- 6	0- 0	0- 0	NON-CONFERENCE	0- 0	0- 0	5- 6				
3- 2	0- 0	0- 0	HOME	0- 0	0- 0	3- 2				
2- 3	0- 0	0- 0	AWAY	0- 0	0- 0	2- 3				
0- 1	0- 0	0- 0	NEUTRAL	0- 0	0- 0	0- 1				
2- 9	0- 0	0- 0	CONFERENCE	0- 3	0- 1	2- 5				
2- 3	0- 0	0- 0	HOME	0- 1	0- 1	2- 1				
0- 6	0- 0	0- 0	AWAY	0- 2	0- 0	0- 4				
0- 0	0- 0	0- 0	NEUTRAL	0- 0	0- 0	0- 0				

RPI S	Opponent	Score	RPI S	Opponent	Score	RPI S	Opponent	Score	RPI S	Opponent	Score	Team's RPI: 310
						51	A Bucknell	43 75	144	H Boston U.	44 47	
						51	H Bucknell	47 56	152	H Lehigh	43 70	
						94	A American	45 60	154	N Delaware	47 65	
									208	A Holy Cross	53 56	
									208	H Holy Cross	73 63	
									209	H Navy	55 42	
									213	H Monmouth	73 69	
									235	H Albany (NY)	67 66	
									245	A Colgate	49 60	
									263	H Binghamton	59 50	
									277	H Cornell	59 62	
									294	A Fla. Atlantic	49 53	
									303	A Army West Point	50 65	
									306	A Loyola Maryland	50 62	
									307	A Manhattan	49 60	
									323	A Wagner	66 43	
									328	H Saint Peter's	60 62	
									344	A Fairleigh Dickinson	63 57	
									351	A LIU Brooklyn	50 55	
LAST 12 Division I GAMES:												
			154	N Delaware	47 65	306	A Loyola Maryland	50 62				
			51	A Bucknell	43 75	303	A Army West Point	50 65				
			208	A Holy Cross	53 56	51	H Bucknell	47 56				
			144	H Boston U.	44 47	245	A Colgate	49 60				
			94	A American	45 60	208	H Holy Cross	73 63				
			209	H Navy	55 42	152	H Lehigh	43 70				

Non-Div I Games:

Lafayette

Loss, Non-Conf, S Site, H Home A Away N Neutral

Lamar University

Through Games Of Feb. 9, 2019

Average RPI Win:	232	WON-LOST	WINNING	LAST 10	STRENGTH OF	OPP. STRENGTH	TEAM	ADJ.	CONF.	ADJ CONF.
Average RPI Loss:	64	RECORD	PCT. RANK	GAMES	SCHEDULE	OF SCHEDULE	RPI	RPI	RPI	RPI
DIV. I ONLY	13- 5	63	0- 0	135	212	57	57	25	25	
DIV. I NON-CONF.	3- 4	199	0- 0	8	23	27	27	23	23	
TOTALS	RPI 1-25	RPI 26-50	W-L RECORDS	RPI 51-100	RPI 101-150	RPI 150+				
13- 5	1- 1	0- 1	OVERALL	1- 2	0- 0	11- 1				
6- 0	0- 0	0- 0	HOME	1- 0	0- 0	5- 0				
7- 4	1- 1	0- 0	AWAY	0- 2	0- 0	6- 1				
0- 1	0- 0	0- 1	NEUTRAL	0- 0	0- 0	0- 0				
3- 4	1- 1	0- 1	NON-CONFERENCE	1- 1	0- 0	1- 1				
1- 0	0- 0	0- 0	HOME	1- 0	0- 0	0- 0				
2- 3	1- 1	0- 0	AWAY	0- 1	0- 0	1- 1				
0- 1	0- 0	0- 1	NEUTRAL	0- 0	0- 0	0- 0				
10- 1	0- 0	0- 0	CONFERENCE	0- 1	0- 0	10- 0				
5- 0	0- 0	0- 0	HOME	0- 0	0- 0	5- 0				
5- 1	0- 0	0- 0	AWAY	0- 1	0- 0	5- 0				
0- 0	0- 0	0- 0	NEUTRAL	0- 0	0- 0	0- 0				

RPI 1-25				RPI 26-50				RPI 51-100 Team's RPI: 57				RPI 101+			
RPI	S	Opponent	Score	RPI	S	Opponent	Score	RPI	S	Opponent	Score	RPI	S	Opponent	Score
7	A	Mississippi St.	53 104	32	N	Ohio	62 87	54	A	SFA	58 70	167	A	Abilene Christian	63 60
20	A	Texas A&M	74 68					55	A	Kansas St.	55 73	170	A	Denver	110 117
								79	H	Pacific	82 66	181	H	Nicholls St.	78 65
												187	A	Sam Houston St.	83 72
												252	A	Louisiana	79 77
												267	H	A&M-Corpus Christi	76 58
												276	H	Southeastern La.	94 54
												289	H	Central Ark.	57 37
												316	A	New Orleans	79 57
												321	A	Incarnate Word	77 51
												329	A	McNeese	64 62
												333	H	Houston Baptist	63 50
LAST 12 Division I GAMES:															
54	A	SFA	58 70	276	H	Southeastern La.	94 54								
167	A	Abilene Christian	63 60	289	H	Central Ark.	57 37								
329	A	McNeese	64 62	316	A	New Orleans	79 57								
181	H	Nicholls St.	78 65	267	H	A&M-Corpus Christi	76 58								
187	A	Sam Houston St.	83 72	333	H	Houston Baptist	63 50								
321	A	Incarnate Word	77 51	79	H	Pacific	82 66								

Non-Div I Games: LeTourneau 104 27 Louisiana Col. 94 43 McMurry 100 37 Howard Payne 93 37 Lamar University

Loss, Non-Conf, S Site, H Home A Away N Neutral

Average RPI Win:	264	WON-LOST	WINNING	LAST 10	STRENGTH OF	OPP. STRENGTH	TEAM	ADJ.	CONF.	ADJ CONF.
Average RPI Loss:	90	RECORD	PCT. RANK	GAMES	SCHEDULE	OF SCHEDULE	RPI	RPI	RPI	RPI
DIV. I ONLY	14- 7	80	0- 1	224	219	152	152	19	19	
DIV. I NON-CONF.	7- 3	83	0- 1	243	240	155	155	22	22	
TOTALS	RPI 1-25	RPI 26-50	W-L RECORDS	RPI 51-100	RPI 101-150	RPI 150+				
14- 7	0- 1	0- 1	OVERALL	0- 2	0- 2	14- 1				
9- 4	0- 0	0- 1	HOME	0- 1	0- 1	9- 1				
5- 3	0- 1	0- 0	AWAY	0- 1	0- 1	5- 0				
0- 0	0- 0	0- 0	NEUTRAL	0- 0	0- 0	0- 0				
7- 3	0- 1	0- 1	NON-CONFERENCE	0- 0	0- 0	7- 1				
5- 2	0- 0	0- 1	HOME	0- 0	0- 0	5- 1				
2- 1	0- 1	0- 0	AWAY	0- 0	0- 0	2- 0				
0- 0	0- 0	0- 0	NEUTRAL	0- 0	0- 0	0- 0				
7- 4	0- 0	0- 0	CONFERENCE	0- 2	0- 2	7- 0				
4- 2	0- 0	0- 0	HOME	0- 1	0- 1	4- 0				
3- 2	0- 0	0- 0	AWAY	0- 1	0- 1	3- 0				
0- 0	0- 0	0- 0	NEUTRAL	0- 0	0- 0	0- 0				

RPI 1-25				RPI 26-50				RPI 51-100				RPI 101+ Team's RPI: 152			
RPI	S	Opponent	Score	RPI	S	Opponent	Score	RPI	S	Opponent	Score	RPI	S	Opponent	Score
1	A	Notre Dame	68 95	42	H	Villanova	48 70	51	A	Bucknell	53 71	144	A	Boston U.	45 58
								94	H	American	53 61	144	H	Boston U.	48 52
												153	H	Charlotte	60 62
												208	H	Holy Cross	64 55
												209	A	Navy	56 38
												209	H	Navy	66 55
												213	H	Monmouth	63 48
												225	H	Sacred Heart	70 66
												245	H	Colgate	86 58
												263	A	Binghamton	65 55
												272	H	Norfolk St.	62 41
												277	H	Cornell	67 54
												302	A	Central Conn. St.	88 62
												303	A	Army West Point	73 50
												306	H	Loyola Maryland	51 42
												310	A	Lafayette	70 43
												351	H	LIU Brooklyn	72 38
LAST 12 Division I GAMES:															
153	H	Charlotte	60 62	94	H	American	53 61								
144	H	Boston U.	48 52	51	A	Bucknell	53 71								
209	H	Navy	66 55	144	A	Boston U.	45 58								
306	H	Loyola Maryland	51 42	208	H	Holy Cross	64 55								
303	A	Army West Point	73 50	209	A	Navy	56 38								
245	H	Colgate	86 58	310	A	Lafayette	70 43								

Non-Div I Games: Kutztown 73 39

Lehigh

Liberty

Through Games Of Feb. 9, 2019

Average RPI Win: <b>260</b>	WON-LOST	WINNING	LAST 10	STRENGTH OF	OPP. STRENGTH	TEAM	ADJ.	CONF.	ADJ CONF.
Average RPI Loss: <b>162</b>	RECORD	PCT. RANK	GAMES	SCHEDULE	OF SCHEDULE	RPI	RPI	RPI	RPI
DIV. I ONLY	8- 14	247	0- 1	209	238	237	237	24	24
DIV. I NON-CONF.	3- 9	271	0- 1	139	212	250	250	26	26
TOTALS	RPI 1-25	RPI 26-50	W-L RECORDS	RPI 51-100	RPI 101-150	RPI 150+			
8- 14	0- 1	0- 1	OVERALL	0- 3	0- 1	8- 8			
3- 5	0- 0	0- 1	HOME	0- 2	0- 0	3- 2			
4- 6	0- 0	0- 0	AWAY	0- 1	0- 1	4- 4			
1- 3	0- 1	0- 0	NEUTRAL	0- 0	0- 0	1- 2			
3- 9	0- 1	0- 1	NON-CONFERENCE	0- 1	0- 1	3- 5			
1- 2	0- 0	0- 1	HOME	0- 1	0- 0	1- 0			
1- 4	0- 0	0- 0	AWAY	0- 0	0- 1	1- 3			
1- 3	0- 1	0- 0	NEUTRAL	0- 0	0- 0	1- 2			
5- 5	0- 0	0- 0	CONFERENCE	0- 2	0- 0	5- 3			
2- 3	0- 0	0- 0	HOME	0- 1	0- 0	2- 2			
3- 2	0- 0	0- 0	AWAY	0- 1	0- 0	3- 1			
0- 0	0- 0	0- 0	NEUTRAL	0- 0	0- 0	0- 0			

RPI 1-25			RPI 26-50			RPI 51-100			RPI 101+ Team's RPI: 237		
RPI	S	Opponent	Score	RPI	S	Opponent	Score	RPI	S	Opponent	Score
14	N	UCF	45 <b>53</b>	34	H	James Madison	53 <b>74</b>	67	H	Virginia Tech	61 <b>72</b>
								71	A	FGCU	50 <b>68</b>
								71	H	FGCU	64 <b>65</b>
								145	A	Chattanooga	60 <b>75</b>
								153	N	Charlotte	61 <b>63</b>
								159	N	Duquesne	55 51
								202	A	East Carolina	63 <b>66</b>
								214	H	Saint Francis (PA)	82 53
								215	A	Stetson	52 <b>69</b>
								215	H	Stetson	56 <b>68</b>
								241	A	Jacksonville	85 75
								241	H	Jacksonville	52 <b>64</b>
								247	A	ETSU	89 86
								257	A	Bethune-Cookman	76 <b>81</b>
								272	N	Norfolk St.	53 <b>66</b>
								274	H	North Florida	69 53
								299	A	Kennesaw St.	67 61
								313	A	UNC Greensboro	45 <b>48</b>
								320	H	NJIT	58 47
								322	A	Lipscomb	77 60
LAST 12 Division I GAMES:											
272	N	Norfolk St.	53 <b>66</b>	274	H	North Florida	69 53				
71	H	FGCU	64 <b>65</b>	299	A	Kennesaw St.	67 61				
215	H	Stetson	56 <b>68</b>	241	H	Jacksonville	52 <b>64</b>				
320	H	NJIT	58 47	215	A	Stetson	52 <b>69</b>				
322	A	Lipscomb	77 60	71	A	FGCU	50 <b>68</b>				
241	A	Jacksonville	85 75	159	N	Duquesne	55 51				

Non-Div I Games: West Chester 61 42

Liberty

Loss, Non-Conf, S Site, H Home A Away N Neutral

Average RPI Win: <b>277</b>	WON-LOST	WINNING	LAST 10	STRENGTH OF	OPP. STRENGTH	TEAM	ADJ.	CONF.	ADJ CONF.
Average RPI Loss: <b>187</b>	RECORD	PCT. RANK	GAMES	SCHEDULE	OF SCHEDULE	RPI	RPI	RPI	RPI
DIV. I ONLY	3- 20	334	1- 0	197	295	322	322	24	24
DIV. I NON-CONF.	2- 11	316	0- 0	144	278	286	286	26	26
TOTALS	RPI 1-25	RPI 26-50	W-L RECORDS	RPI 51-100	RPI 101-150	RPI 150+			
3- 20	0- 0	0- 1	OVERALL	0- 4	0- 4	3- 11			
2- 8	0- 0	0- 0	HOME	0- 0	0- 3	2- 5			
1- 12	0- 0	0- 1	AWAY	0- 4	0- 1	1- 6			
0- 0	0- 0	0- 0	NEUTRAL	0- 0	0- 0	0- 0			
2- 11	0- 0	0- 1	NON-CONFERENCE	0- 3	0- 3	2- 4			
1- 4	0- 0	0- 0	HOME	0- 0	0- 2	1- 2			
1- 7	0- 0	0- 1	AWAY	0- 3	0- 1	1- 2			
0- 0	0- 0	0- 0	NEUTRAL	0- 0	0- 0	0- 0			
1- 9	0- 0	0- 0	CONFERENCE	0- 1	0- 1	1- 7			
1- 4	0- 0	0- 0	HOME	0- 0	0- 1	1- 3			
0- 5	0- 0	0- 0	AWAY	0- 1	0- 0	0- 4			
0- 0	0- 0	0- 0	NEUTRAL	0- 0	0- 0	0- 0			

RPI S	Opponent	Score	RPI S	Opponent	Score	RPI S	Opponent	Score	RPI S	Opponent	Score	Team's RPI: 322
47	A Clemson	26 68	62	A Belmont	43 83	122	A Morehead St.	44 79				
			71	A FGCU	40 82	131	H Tennessee Tech	52 67				
			89	A Cincinnati	55 71	136	H UT Martin	53 62				
			100	A Georgia	45 77	142	H North Ala.	60 81				
						204	H Jacksonville St.	46 58				
						215	A Stetson	49 76				
						215	H Stetson	65 80				
						237	H Liberty	60 77				
						241	A Jacksonville	47 62				
						241	H Jacksonville	61 58				
						274	A North Florida	66 72				
						274	H North Florida	53 68				
						281	H Col. of Charleston	63 65				
						284	A Murray St.	61 97				
						287	A Austin Peay	58 70				
						290	H Tennessee St.	64 62				
						300	A Alabama A&M	62 58				
						320	A NJIT	67 80				
LAST 12 Division I GAMES:												
241	H Jacksonville	61 58	320	A NJIT	67 80							
274	A North Florida	66 72	215	H Stetson	65 80							
142	H North Ala.	60 81	274	H North Florida	53 68							
237	H Liberty	60 77	241	A Jacksonville	47 62							
215	A Stetson	49 76	122	A Morehead St.	44 79							
71	A FGCU	40 82	131	H Tennessee Tech	52 67							

Non-Div I Games:

Lipscomb

■ Loss, 
■ Non-Conf, S Site, 
■ Home 
■ Away 
N Neutral



Little Rock

Through Games Of Feb. 9, 2019

Average RPI Win:	176	WON-LOST	WINNING	LAST 10	STRENGTH OF	OPP. STRENGTH	TEAM	ADJ.	CONF.	ADJ CONF.
Average RPI Loss:	55	RECORD	PCT. RANK	GAMES	SCHEDULE	OF SCHEDULE	RPI	RPI	RPI	RPI
DIV. I ONLY	14- 8	101	1- 0	34	104	58	58	12	12	
DIV. I NON-CONF.	4- 7	228	0- 0	37	15	124	124	15	15	
TOTALS	RPI 1-25	RPI 26-50	W-L RECORDS	RPI 51-100	RPI 101-150	RPI 150+				
14- 8	0- 2	0- 1	OVERALL	2- 4	4- 1	8- 0				
8- 5	0- 2	0- 1	HOME	2- 1	1- 1	5- 0				
6- 3	0- 0	0- 0	AWAY	0- 3	3- 0	3- 0				
0- 0	0- 0	0- 0	NEUTRAL	0- 0	0- 0	0- 0				
4- 7	0- 2	0- 1	NON-CONFERENCE	0- 3	1- 1	3- 0				
1- 5	0- 2	0- 1	HOME	0- 1	0- 1	1- 0				
3- 2	0- 0	0- 0	AWAY	0- 2	1- 0	2- 0				
0- 0	0- 0	0- 0	NEUTRAL	0- 0	0- 0	0- 0				
10- 1	0- 0	0- 0	CONFERENCE	2- 1	3- 0	5- 0				
7- 0	0- 0	0- 0	HOME	2- 0	1- 0	4- 0				
3- 1	0- 0	0- 0	AWAY	0- 1	2- 0	1- 0				
0- 0	0- 0	0- 0	NEUTRAL	0- 0	0- 0	0- 0				

RPI 1-25				RPI 26-50				RPI 51-100				Team's RPI: 58	RPI 101+			
RPI	S	Opponent	Score	RPI	S	Opponent	Score	RPI	S	Opponent	Score		RPI	S	Opponent	Score
7	H	Mississippi St.	63 98	34	H	Rice	65 79	53	A	LSU	45 60		111	A	South Alabama	65 42
20	H	Texas A&M	40 61					55	H	Kansas St.	47 53		111	H	South Alabama	47 44
								60	A	Missouri St.	44 48		130	H	Western Ky.	56 68
								81	A	Troy	66 71		141	A	Appalachian St.	74 59
								81	H	Troy	76 72		150	A	Louisiana Tech	69 58
								91	H	UT Arlington	68 65		158	A	Tulsa	63 53
													175	H	Arkansas St.	68 55
													183	H	Texas St.	62 47
													188	A	Coastal Caro.	60 47
													229	A	Memphis	63 60
													252	H	Louisiana	62 48
													294	H	Fla. Atlantic	61 38
													295	H	La.-Monroe	63 44
LAST 12 Division I GAMES:																
				111	H	South Alabama	47 44						183	H	Texas St.	62 47
				81	H	Troy	76 72						111	A	South Alabama	65 42
				175	H	Arkansas St.	68 55						81	A	Troy	66 71
				141	A	Appalachian St.	74 59						252	H	Louisiana	62 48
				188	A	Coastal Caro.	60 47						295	H	La.-Monroe	63 44
				91	H	UT Arlington	68 65						60	A	Missouri St.	44 48

Little Rock

Little Rock

Non-Div I Games:

Little Rock

Loss, Non-Conf, S Site, H Home A Away N Neutral

Average RPI Win:	229	WON-LOST	WINNING	LAST 10	STRENGTH OF	OPP. STRENGTH	TEAM	ADJ.	CONF.	ADJ CONF.
Average RPI Loss:	150	RECORD	PCT. RANK	GAMES	SCHEDULE	OF SCHEDULE	RPI	RPI	RPI	RPI
DIV. I ONLY	7- 15	265	1- 0	192	171	259	259	20	20	
DIV. I NON-CONF.	3- 10	278	0- 0	107	140	255	255	20	20	
TOTALS	RPI 1-25	RPI 26-50	W-L RECORDS	RPI 51-100	RPI 101-150	RPI 150+				
7- 15	0- 1	0- 2	OVERALL	1- 4	0- 1	6- 7				
4- 8	0- 0	0- 1	HOME	1- 2	0- 0	3- 5				
3- 7	0- 1	0- 1	AWAY	0- 2	0- 1	3- 2				
0- 0	0- 0	0- 0	NEUTRAL	0- 0	0- 0	0- 0				
3- 10	0- 1	0- 2	NON-CONFERENCE	1- 3	0- 1	2- 3				
2- 6	0- 0	0- 1	HOME	1- 2	0- 0	1- 3				
1- 4	0- 1	0- 1	AWAY	0- 1	0- 1	1- 0				
0- 0	0- 0	0- 0	NEUTRAL	0- 0	0- 0	0- 0				
4- 5	0- 0	0- 0	CONFERENCE	0- 1	0- 0	4- 4				
2- 2	0- 0	0- 0	HOME	0- 0	0- 0	2- 2				
2- 3	0- 0	0- 0	AWAY	0- 1	0- 0	2- 2				
0- 0	0- 0	0- 0	NEUTRAL	0- 0	0- 0	0- 0				

RPI 1-25				RPI 26-50				RPI 51-100				RPI 101+ Team's RPI: 259			
RPI	S	Opponent	Score	RPI	S	Opponent	Score	RPI	S	Opponent	Score	RPI	S	Opponent	Score
5	A	Oregon	48 110	40	A	Utah	59 82	78	H	Arizona	43 70	138	A	Montana St.	62 85
				43	H	Southern California	50 86	84	H	UNI	64 71	155	H	CSUN	37 51
								86	H	Idaho	70 63	164	A	UC Riverside	63 45
								92	A	UC Davis	50 70	164	H	UC Riverside	59 73
								99	A	Loyola Marymount	62 71	220	A	Utah St.	50 48
												232	H	Nevada	67 76
												236	H	Hawaii	56 40
												244	A	Cal St. Fullerton	59 53
												255	H	San Diego	56 60
												261	H	California Baptist	83 85
												292	A	UC Santa Barbara	54 60
												312	A	Cal Poly	59 66
												312	H	Cal Poly	61 58
												338	H	Grand Canyon	57 50
LAST 12 Division I GAMES:															
236	H	Hawaii	56 40	292	A	UC Santa Barbara	54 60								
312	A	Cal Poly	59 66	312	H	Cal Poly	61 58								
244	A	Cal St. Fullerton	59 53	164	A	UC Riverside	63 45								
92	A	UC Davis	50 70	220	A	Utah St.	50 48								
155	H	CSUN	37 51	338	H	Grand Canyon	57 50								
164	H	UC Riverside	59 73	99	A	Loyola Marymount	62 71								

Non-Div I Games:

Long Beach St.

■ Loss, 
■ Non-Conf, 
■ S Site, 
■ H Home 
■ A Away 
N Neutral

Average RPI Win:	219	WON-LOST	WINNING	LAST 10	STRENGTH OF	OPP. STRENGTH	TEAM	ADJ.	CONF.	ADJ CONF.
Average RPI Loss:	218	RECORD	PCT. RANK	GAMES	SCHEDULE	OF SCHEDULE	RPI	RPI	RPI	RPI
DIV. I ONLY	2- 19	339	0- 1	232	346	341	341	28	28	
DIV. I NON-CONF.	1- 9	326	0- 0	173	340	332	332	29	29	
TOTALS	RPI 1-25	RPI 26-50	W-L RECORDS	RPI 51-100	RPI 101-150	RPI 150+				
2- 19	0- 0	0- 0	OVERALL	0- 2	0- 3	2- 14				
2- 8	0- 0	0- 0	HOME	0- 1	0- 1	2- 6				
0- 10	0- 0	0- 0	AWAY	0- 1	0- 2	0- 7				
0- 1	0- 0	0- 0	NEUTRAL	0- 0	0- 0	0- 1				
1- 9	0- 0	0- 0	NON-CONFERENCE	0- 1	0- 2	1- 6				
1- 4	0- 0	0- 0	HOME	0- 0	0- 0	1- 4				
0- 4	0- 0	0- 0	AWAY	0- 1	0- 2	0- 1				
0- 1	0- 0	0- 0	NEUTRAL	0- 0	0- 0	0- 1				
1- 10	0- 0	0- 0	CONFERENCE	0- 1	0- 1	1- 8				
1- 4	0- 0	0- 0	HOME	0- 1	0- 1	1- 2				
0- 6	0- 0	0- 0	AWAY	0- 0	0- 0	0- 6				
0- 0	0- 0	0- 0	NEUTRAL	0- 0	0- 0	0- 0				

RPI 1-25				RPI 26-50				RPI 51-100				RPI 101+				Team's RPI: 341	
RPI	S	Opponent	Score	RPI	S	Opponent	Score	RPI	S	Opponent	Score	RPI	S	Opponent	Score		
								67	A	Virginia Tech	39	93	114	A	VCU	55	84
								95	H	Radford	34	68	116	A	UNCW	33	35
													132	H	High Point	54	65
													177	H	UMES	83	71
													185	H	Eastern Mich.	45	64
													190	A	Hampton	40	66
													194	A	UNC Asheville	55	80
													202	N	East Carolina	52	61
													214	H	Saint Francis (PA)	88	91
													241	H	Campbell	60	66
													260	A	Gardner-Webb	78	80
													260	H	Gardner-Webb	85	79
													262	A	Winthrop	69	77
													272	A	Norfolk St.	42	74
													286	H	Wofford	72	101
													315	H	Charleston So.	74	81
													323	H	Wagner	60	86
													335	A	Presbyterian	66	81
													340	A	USC Upstate	67	72
LAST 12 Division I GAMES:																	
260	A	Gardner-Webb	78	80	95	H	Radford	34	68								
132	H	High Point	54	65	190	A	Hampton	40	66								
260	H	Gardner-Webb	85	79	315	H	Charleston So.	74	81								
241	H	Campbell	60	66	335	A	Presbyterian	66	81								
340	A	USC Upstate	67	72	262	A	Winthrop	69	77								
194	A	UNC Asheville	55	80	67	A	Virginia Tech	39	93								

Non-Div I Games:

Longwood

■ Loss, 
 ■ Non-Conf, 
 ■ S Site, 
 ■ H Home 
 ■ A Away 
 N Neutral

## Louisiana

Through Games Of Feb. 9, 2019

Average RPI Win:	251	WON-LOST	WINNING	LAST 10	STRENGTH OF	OPP. STRENGTH	TEAM	ADJ.	CONF.	ADJ CONF.
Average RPI Loss:	137	RECORD	PCT. RANK	GAMES	SCHEDULE	OF SCHEDULE	RPI	RPI	RPI	RPI
DIV. I ONLY	6- 16	291	0- 1	114	198	252	252	12	12	
DIV. I NON-CONF.	2- 8	293	0- 0	129	206	264	264	15	15	
TOTALS	RPI 1-25	RPI 26-50	W-L RECORDS	RPI 51-100	RPI 101-150	RPI 150+				
6- 16	0- 1	0- 0	OVERALL	0- 6	1- 1	5- 8				
5- 5	0- 0	0- 0	HOME	0- 3	1- 0	4- 2				
1- 10	0- 1	0- 0	AWAY	0- 3	0- 1	1- 5				
0- 1	0- 0	0- 0	NEUTRAL	0- 0	0- 0	0- 1				
2- 8	0- 1	0- 0	NON-CONFERENCE	0- 3	0- 0	2- 4				
1- 3	0- 0	0- 0	HOME	0- 2	0- 0	1- 1				
1- 4	0- 1	0- 0	AWAY	0- 1	0- 0	1- 2				
0- 1	0- 0	0- 0	NEUTRAL	0- 0	0- 0	0- 1				
4- 8	0- 0	0- 0	CONFERENCE	0- 3	1- 1	3- 4				
4- 2	0- 0	0- 0	HOME	0- 1	1- 0	3- 1				
0- 6	0- 0	0- 0	AWAY	0- 2	0- 1	0- 3				
0- 0	0- 0	0- 0	NEUTRAL	0- 0	0- 0	0- 0				

RPI 1-25				RPI 26-50				RPI 51-100				RPI 101+				Team's RPI: 252	
RPI	S	Opponent	Score	RPI	S	Opponent	Score	RPI	S	Opponent	Score	RPI	S	Opponent	Score		
7	A	Mississippi St.	36 104					53	H	LSU	54 76	111	A	South Alabama	60 83		
								57	H	Lamar University	77 79	141	H	Appalachian St.	73 55		
								58	A	Little Rock	48 62	157	A	Georgia St.	71 74		
								63	A	Auburn	59 71	157	H	Georgia St.	57 54		
								81	A	Troy	64 90	175	A	Arkansas St.	75 87		
								91	H	UT Arlington	61 76	187	H	Sam Houston St.	62 68		
												188	H	Coastal Caro.	58 76		
												197	A	Ole Miss	57 79		
												219	A	UTRGV	60 75		
												267	N	A&M-Corpus Christi	63 64		
												288	A	Ga. Southern	71 79		
												288	H	Ga. Southern	59 48		
												295	H	La.-Monroe	52 45		
												298	H	Jackson St.	68 61		
												329	A	McNeese	70 59		
LAST 12 Division I GAMES:																	
157	A	Georgia St.	71 74	111	A	South Alabama	60 83										
288	A	Ga. Southern	71 79	295	H	La.-Monroe	52 45										
188	H	Coastal Caro.	58 76	288	H	Ga. Southern	59 48										
141	H	Appalachian St.	73 55	157	H	Georgia St.	57 54										
91	H	UT Arlington	61 76	58	A	Little Rock	48 62										
81	A	Troy	64 90	175	A	Arkansas St.	75 87										

Non-Div I Games: Dillard

69 72

Louisiana

■ Loss, 
 ■ Non-Conf, 
 ■ S Site, 
 ■ H Home 
 ■ A Away 
 N Neutral

Team				Through Games Of Post 3/1/19						
Average RPI Win:	211	WON-LOST	WINNING	LAST 10	STRENGTH OF	OPP. STRENGTH	TEAM	ADJ.	CONF.	ADJ CONF.
Average RPI Loss:	119	RECORD	PCT. RANK	GAMES	SCHEDULE	OF SCHEDULE	RPI	RPI	RPI	RPI
DIV. I ONLY	12- 11	158	1- 0	142	120	150	150	14	14	
DIV. I NON-CONF.	7- 5	132	1- 0	227	75	141	141	18	18	
-----										
TOTALS	RPI 1-25		RPI 26-50	W-L RECORDS		RPI 51-100	RPI 101-150		RPI 150+	
12- 11	0- 1		0- 1	OVERALL		0- 4	3- 1		9- 4	
7- 4	0- 0		0- 1	HOME		0- 2	1- 0		6- 1	
4- 6	0- 1		0- 0	AWAY		0- 1	1- 1		3- 3	
1- 1	0- 0		0- 0	NEUTRAL		0- 1	1- 0		0- 0	
7- 5	0- 1		0- 0	NON-CONFERENCE		0- 2	2- 0		5- 2	
3- 1	0- 0		0- 0	HOME		0- 1	1- 0		2- 0	
3- 3	0- 1		0- 0	AWAY		0- 0	0- 0		3- 2	
1- 1	0- 0		0- 0	NEUTRAL		0- 1	1- 0		0- 0	
5- 6	0- 0		0- 1	CONFERENCE		0- 2	1- 1		4- 2	
4- 3	0- 0		0- 1	HOME		0- 1	0- 0		4- 1	
1- 3	0- 0		0- 0	AWAY		0- 1	1- 1		0- 1	
0- 0	0- 0		0- 0	NEUTRAL		0- 0	0- 0		0- 0	

RPI 1-25					
RPI	S	Opponent	Score		
17	A	Arizona St.	44	80	
RPI 26-50					
RPI	S	Opponent	Score		
34	H	Rice	51	61	
RPI 51-100					
RPI	S	Opponent	Score		
56	A	Middle Tenn.	38	75	
58	H	Little Rock	58	69	
60	N	Missouri St.	70	82	
72	H	Old Dominion	59	70	
RPI 101+					
RPI	S	Opponent	Score		
112	H	Houston	100	88	
128	N	Alabama	79	62	
129	A	UAB	73	68	
130	A	Western Ky.	76	81	
153	H	Charlotte	88	51	
173	H	North Texas	54	65	
175	A	Arkansas St.	80	70	
191	H	Southern Miss.	106	85	
197	H	Ole Miss	80	71	
224	A	Marshall	88	90	
229	A	Memphis	66	50	
239	A	UMKC	70	80	
251	A	Wichita St.	56	70	
276	H	Southeastern La.	72	53	
294	H	Fla. Atlantic	86	55	
324	H	FIU	90	72	
329	A	McNeese	89	48	
Team's RPI: 150					
LAST 12 Division I GAMES:					
128	N	Alabama	79	62	
191	H	Southern Miss.	106	85	
324	H	FIU	90	72	
294	H	Fla. Atlantic	86	55	
130	A	Western Ky.	76	81	
224	A	Marshall	88	90	
153	H	Charlotte	88	51	
72	H	Old Dominion	59	70	
56	A	Middle Tenn.	38	75	
129	A	UAB	73	68	
34	H	Rice	51	61	
173	H	North Texas	54	65	

Non-Div I Games: LSU-Alexandria 112 70

Louisiana Tech

Loss, Non-Conf, S Site, H Home A Away N Neutral

## Louisville

Through Games Of Feb. 9, 2019

Average RPI Win:	88	WON-LOST	WINNING	LAST 10	STRENGTH OF	OPP. STRENGTH	TEAM	ADJ.	CONF.	ADJ CONF.
Average RPI Loss:	1	RECORD	PCT. RANK	GAMES	SCHEDULE	OF SCHEDULE	RPI	RPI	RPI	RPI
DIV. I ONLY	22- 1	1	1- 0	11	1	3	3	1	1	
DIV. I NON-CONF.	13- 0	1	0- 0	19	38	4	4	1	1	
TOTALS	RPI 1-25	RPI 26-50	W-L RECORDS	RPI 51-100	RPI 101-150	RPI 150+				
22- 1	5- 1	4- 0	OVERALL	4- 0	7- 0	2- 0				
12- 0	2- 0	3- 0	HOME	2- 0	3- 0	2- 0				
8- 1	2- 1	1- 0	AWAY	2- 0	3- 0	0- 0				
2- 0	1- 0	0- 0	NEUTRAL	0- 0	1- 0	0- 0				
13- 0	3- 0	1- 0	NON-CONFERENCE	2- 0	5- 0	2- 0				
7- 0	1- 0	1- 0	HOME	1- 0	2- 0	2- 0				
4- 0	1- 0	0- 0	AWAY	1- 0	2- 0	0- 0				
2- 0	1- 0	0- 0	NEUTRAL	0- 0	1- 0	0- 0				
9- 1	2- 1	3- 0	CONFERENCE	2- 0	2- 0	0- 0				
5- 0	1- 0	2- 0	HOME	1- 0	1- 0	0- 0				
4- 1	1- 1	1- 0	AWAY	1- 0	1- 0	0- 0				
0- 0	0- 0	0- 0	NEUTRAL	0- 0	0- 0	0- 0				

RPI	S	Opponent	Score	RPI	S	Opponent	Score	RPI	S	Opponent	Score	RPI	S	Opponent	Score
1	A	Notre Dame	68 82	26	H	Kentucky	80 75	61	H	Miami (OH)	95 73	105	N	Hartford	86 69
6	H	UConn	78 69	27	H	North Carolina	73 66	66	A	Duke	73 51	106	H	Nebraska	85 68
8	H	Syracuse	76 51	47	A	Clemson	76 44	69	A	Boise St.	74 55	108	A	Wake Forest	73 49
17	N	Arizona St.	58 56	48	H	Georgia Tech	61 44	96	H	Virginia	91 43	126	H	Pittsburgh	70 42
18	A	Florida St.	68 49									130	A	Western Ky.	102 80
25	A	Central Mich.	72 68									136	H	UT Martin	102 62
												145	A	Chattanooga	75 49
												279	H	Northern Ky.	92 59
												290	H	Tennessee St.	107 52
LAST 12 Division I GAMES:															
8	H	Syracuse	76 51	96	H	Virginia	91 43								
47	A	Clemson	76 44	48	H	Georgia Tech	61 44								
6	H	UConn	78 69	1	A	Notre Dame	68 82								
126	H	Pittsburgh	70 42	66	A	Duke	73 51								
18	A	Florida St.	68 49	27	H	North Carolina	73 66								
108	A	Wake Forest	73 49	25	A	Central Mich.	72 68								

Non-Div I Games:

Louisville

■ Loss, 
 ■ Non-Conf, S Site, 
 ■ Home 
 ■ Away 
 N Neutral

Average RPI Win:	<b>289</b>	WON-LOST	WINNING	LAST 10	STRENGTH OF	OPP. STRENGTH	TEAM	ADJ.	CONF.	ADJ CONF.
Average RPI Loss:	<b>113</b>	RECORD	PCT. RANK	GAMES	SCHEDULE	OF SCHEDULE	RPI	RPI	RPI	RPI
DIV. I ONLY	<b>10- 11</b>	<b>180</b>	<b>0- 1</b>	<b>285</b>	<b>208</b>	<b>248</b>	<b>248</b>	<b>13</b>	<b>13</b>	
DIV. I NON-CONF.	<b>6- 5</b>	<b>143</b>	<b>0- 0</b>	<b>341</b>	<b>298</b>	<b>278</b>	<b>278</b>	<b>14</b>	<b>14</b>	
TOTALS	RPI 1-25	RPI 26-50	W-L RECORDS	RPI 51-100	RPI 101-150	RPI 150+				
10- 11	0- 1	0- 2	OVERALL	0- 3	0- 2	10- 3				
8- 4	0- 0	0- 1	HOME	0- 1	0- 1	8- 1				
2- 7	0- 1	0- 1	AWAY	0- 2	0- 1	2- 2				
0- 0	0- 0	0- 0	NEUTRAL	0- 0	0- 0	0- 0				
6- 5	0- 0	0- 2	NON-CONFERENCE	0- 0	0- 1	6- 2				
4- 2	0- 0	0- 1	HOME	0- 0	0- 0	4- 1				
2- 3	0- 0	0- 1	AWAY	0- 0	0- 1	2- 1				
0- 0	0- 0	0- 0	NEUTRAL	0- 0	0- 0	0- 0				
4- 6	0- 1	0- 0	CONFERENCE	0- 3	0- 1	4- 1				
4- 2	0- 0	0- 0	HOME	0- 1	0- 1	4- 0				
0- 4	0- 1	0- 0	AWAY	0- 2	0- 0	0- 1				
0- 0	0- 0	0- 0	NEUTRAL	0- 0	0- 0	0- 0				

RPI 1-25				RPI 26-50				RPI 51-100				RPI 101+ Team's RPI: 248			
RPI	S	Opponent	Score	RPI	S	Opponent	Score	RPI	S	Opponent	Score	RPI	S	Opponent	Score
22	A	Drake	60 <b>69</b>	36	H	DePaul	76 <b>102</b>	60	A	Missouri St.	49 <b>84</b>	127	A	Youngstown St.	63 <b>74</b>
				46	A	Purdue	41 <b>65</b>	84	A	UNI	52 <b>64</b>	146	H	Bradley	56 <b>69</b>
								84	H	UNI	65 <b>71</b>	163	A	Southern Ill.	63 <b>74</b>
												174	H	Indiana St.	56 54
												195	H	Illinois St.	62 59
												231	A	Bowling Green	74 <b>88</b>
												239	H	UMKC	74 <b>88</b>
												258	H	SIUE	56 43
												285	A	Western Mich.	64 53
												293	H	Valparaiso	80 54
												331	A	UIC	75 60
												334	H	Purdue Fort Wayne	81 67
												336	H	Detroit Mercy	52 43
												339	H	Evansville	61 56
												346	H	Chicago St.	76 40
LAST 12 Division I GAMES:															
84	H	UNI	65 <b>71</b>	339	H	Evansville	61 56								
146	H	Bradley	56 <b>69</b>	84	A	UNI	52 <b>64</b>								
195	H	Illinois St.	62 59	22	A	Drake	60 <b>69</b>								
163	A	Southern Ill.	63 <b>74</b>	293	H	Valparaiso	80 54								
60	A	Missouri St.	49 <b>84</b>	36	H	DePaul	76 <b>102</b>								
174	H	Indiana St.	56 54	239	H	UMKC	74 <b>88</b>								

Non-Div I Games:

Loyola Chicago

■ Loss, 
 ■ Non-Conf, 
 ■ S Site, 
 ■ H Home 
 ■ A Away 
 N Neutral

Loyola Maryland

Through Games Of Feb. 9, 2019

Average RPI Win:	275	WON-LOST	WINNING	LAST 10	STRENGTH OF	OPP. STRENGTH	TEAM	ADJ.	CONF.	ADJ CONF.
Average RPI Loss:	172	RECORD	PCT. RANK	GAMES	SCHEDULE	OF SCHEDULE	RPI	RPI	RPI	RPI
DIV. I ONLY	3- 19	333	0- 1	144	276	306	306	19	19	
DIV. I NON-CONF.	1- 10	330	0- 1	133	262	292	292	22	22	
TOTALS	RPI 1-25	RPI 26-50	W-L RECORDS	RPI 51-100	RPI 101-150	RPI 150+				
3- 19	0- 1	0- 0	OVERALL	0- 3	0- 3	3- 12				
2- 7	0- 0	0- 0	HOME	0- 1	0- 1	2- 5				
1- 11	0- 1	0- 0	AWAY	0- 2	0- 1	1- 7				
0- 1	0- 0	0- 0	NEUTRAL	0- 0	0- 1	0- 0				
1- 10	0- 1	0- 0	NON-CONFERENCE	0- 1	0- 2	1- 6				
0- 3	0- 0	0- 0	HOME	0- 0	0- 0	0- 3				
1- 6	0- 1	0- 0	AWAY	0- 1	0- 1	1- 3				
0- 1	0- 0	0- 0	NEUTRAL	0- 0	0- 1	0- 0				
2- 9	0- 0	0- 0	CONFERENCE	0- 2	0- 1	2- 6				
2- 4	0- 0	0- 0	HOME	0- 1	0- 1	2- 2				
0- 5	0- 0	0- 0	AWAY	0- 1	0- 0	0- 4				
0- 0	0- 0	0- 0	NEUTRAL	0- 0	0- 0	0- 0				

RPI 1-25				RPI 26-50				RPI 51-100				RPI 101+ Team's RPI: 306			
RPI	S	Opponent	Score	RPI	S	Opponent	Score	RPI	S	Opponent	Score	RPI	S	Opponent	Score
19	A	Maryland	48 83					51	H	Bucknell	57 75	109	N	Boston College	47 73
								90	A	Georgetown	30 45	115	A	Towson	57 62
								94	A	American	38 82	144	H	Boston U.	62 64
												152	A	Lehigh	42 51
												162	H	William & Mary	49 65
												199	A	Dartmouth	41 54
												206	A	George Mason	38 70
												208	A	Holy Cross	60 78
												208	H	Holy Cross	48 58
												209	H	Navy	46 58
												213	A	Monmouth	75 67
												243	H	Mt. St. Mary's	67 77
												245	A	Colgate	64 73
												254	H	St. Francis Brooklyn	70 75
												266	A	Saint Joseph's	46 49
												303	A	Army West Point	57 69
												303	H	Army West Point	70 51
												310	H	Lafayette	62 50
LAST 12 Division I GAMES:															
266	A	Saint Joseph's	46 49	310	H	Lafayette	62 50								
208	H	Holy Cross	48 58	94	A	American	38 82								
303	H	Army West Point	70 51	208	A	Holy Cross	60 78								
152	A	Lehigh	42 51	144	H	Boston U.	62 64								
245	A	Colgate	64 73	303	A	Army West Point	57 69								
51	H	Bucknell	57 75	209	H	Navy	46 58								

Non-Div I Games:

Loyola Maryland

Loss, Non-Conf, S Site, H Home A Away N Neutral



Average RPI Win:	173	WON-LOST	WINNING	LAST 10	STRENGTH OF	OPP. STRENGTH	TEAM	ADJ.	CONF.	ADJ CONF.
Average RPI Loss:	110	RECORD	PCT. RANK	GAMES	SCHEDULE	OF SCHEDULE	RPI	RPI	RPI	RPI
DIV. I ONLY	15- 10	120	1- 0	95	107	99	99	8	8	
DIV. I NON-CONF.	7- 5	132	1- 0	102	198	106	106	7	7	
TOTALS	RPI 1-25	RPI 26-50	W-L RECORDS	RPI 51-100	RPI 101-150	RPI 150+				
15- 10	0- 1	2- 4	OVERALL	3- 0	0- 1	10- 4				
8- 3	0- 1	2- 0	HOME	1- 0	0- 0	5- 2				
7- 4	0- 0	0- 2	AWAY	2- 0	0- 1	5- 1				
0- 3	0- 0	0- 2	NEUTRAL	0- 0	0- 0	0- 1				
7- 5	0- 0	1- 2	NON-CONFERENCE	2- 0	0- 0	4- 3				
4- 1	0- 0	1- 0	HOME	1- 0	0- 0	2- 1				
3- 1	0- 0	0- 0	AWAY	1- 0	0- 0	2- 1				
0- 3	0- 0	0- 2	NEUTRAL	0- 0	0- 0	0- 1				
8- 5	0- 1	1- 2	CONFERENCE	1- 0	0- 1	6- 1				
4- 2	0- 1	1- 0	HOME	0- 0	0- 0	3- 1				
4- 3	0- 0	0- 2	AWAY	1- 0	0- 1	3- 0				
0- 0	0- 0	0- 0	NEUTRAL	0- 0	0- 0	0- 0				

RPI 1-25				RPI 26-50				RPI 51-100 Team's RPI: 99				RPI 101+			
RPI	S	Opponent	Score	RPI	S	Opponent	Score	RPI	S	Opponent	Score	RPI	S	Opponent	Score
13	H	Gonzaga	53 78	37	A	BYU	44 55	78	A	Arizona	66 64	125	A	Pepperdine	86 95
				37	H	BYU	61 58	79	A	Pacific	72 67	155	A	CSUN	72 53
				38	N	South Dakota	40 67	92	H	UC Davis	60 53	161	H	Portland	76 58
				39	N	Indiana	43 67					170	A	Denver	75 104
				44	H	UCLA	69 63					184	A	Santa Clara	69 60
				49	A	Saint Mary's (CA)	62 86					184	H	Santa Clara	75 83
LAST 12 Division I GAMES:															
				218	H	Robert Morris	61 53	79	A	Pacific	72 67				
				240	A	San Francisco	73 66	125	A	Pepperdine	86 95				
				184	A	Santa Clara	69 60	184	H	Santa Clara	75 83				
				255	H	San Diego	83 57	240	H	San Francisco	66 58				
				37	H	BYU	61 58	37	A	BYU	44 55				
				49	A	Saint Mary's (CA)	62 86	255	A	San Diego	69 52				

Non-Div I Games:

Loyola Marymount

■ Loss, 
■ Non-Conf, 
■ S Site, 
■ H Home 
■ A Away 
N Neutral

Average RPI Win:	222	WON-LOST	WINNING	LAST 10	STRENGTH OF	OPP. STRENGTH	TEAM	ADJ.	CONF.	ADJ CONF.
Average RPI Loss:	87	RECORD	PCT. RANK	GAMES	SCHEDULE	OF SCHEDULE	RPI	RPI	RPI	RPI
DIV. I ONLY	17- 7	68	0- 1	155	178	75	75	23	23	
DIV. I NON-CONF.	7- 6	153	0- 1	36	73	53	53	24	24	
TOTALS	RPI 1-25	RPI 26-50	W-L RECORDS	RPI 51-100	RPI 101-150	RPI 150+				
17- 7	0- 1	1- 0	OVERALL	3- 3	0- 3	13- 0				
8- 1	0- 0	0- 0	HOME	1- 1	0- 0	7- 0				
7- 5	0- 1	1- 0	AWAY	1- 2	0- 2	5- 0				
2- 1	0- 0	0- 0	NEUTRAL	1- 0	0- 1	1- 0				
7- 6	0- 1	1- 0	NON-CONFERENCE	3- 3	0- 2	3- 0				
2- 1	0- 0	0- 0	HOME	1- 1	0- 0	1- 0				
3- 4	0- 1	1- 0	AWAY	1- 2	0- 1	1- 0				
2- 1	0- 0	0- 0	NEUTRAL	1- 0	0- 1	1- 0				
10- 1	0- 0	0- 0	CONFERENCE	0- 0	0- 1	10- 0				
6- 0	0- 0	0- 0	HOME	0- 0	0- 0	6- 0				
4- 1	0- 0	0- 0	AWAY	0- 0	0- 1	4- 0				
0- 0	0- 0	0- 0	NEUTRAL	0- 0	0- 0	0- 0				

RPI 1-25				RPI 26-50				RPI 51-100				RPI 101+			
RPI	S	Opponent	Score	RPI	S	Opponent	Score	RPI	S	Opponent	Score	RPI	S	Opponent	Score
10	A	NC State	46 84	27	A	North Carolina	85 73	65	A	Green Bay	39 70	105	A	Hartford	46 49
								66	H	Duke	63 66	135	A	Fordham	64 72
								73	N	Penn	47 46	145	N	Chattanooga	61 66
								80	A	Harvard	67 60	160	A	Stony Brook	68 54
								85	A	Northeastern	55 63	228	H	Brown	102 96
								87	H	Toledo	73 59	233	N	N.C. A&T	58 52
												235	H	Albany (NY)	76 65
												263	H	Binghamton	95 66
												275	A	Vermont	63 51
												275	H	Vermont	66 45
												296	A	UMBC	58 45
												296	H	UMBC	84 44
												305	A	Bryant	74 57
												310	A	New Hampshire	69 45
												310	H	New Hampshire	67 46
												318	H	UMass Lowell	79 45
LAST 12 Division I GAMES:															
145	N	Chattanooga	61 66	160	A	Stony Brook	68 54								
296	A	UMBC	58 45	105	A	Hartford	46 49								
275	H	Vermont	66 45	235	H	Albany (NY)	76 65								
310	A	New Hampshire	69 45	275	A	Vermont	63 51								
318	H	UMass Lowell	79 45	296	H	UMBC	84 44								
263	H	Binghamton	95 66	310	H	New Hampshire	67 46								

Non-Div I Games:

Maine

■ Loss, 
 ■ Non-Conf, 
 ■ S Site, 
 ■ H Home 
 ■ A Away 
 N Neutral

Average RPI Win:	<b>293</b>	WON-LOST	WINNING	LAST 10	STRENGTH OF	OPP. STRENGTH	TEAM	ADJ.	CONF.	ADJ CONF.
Average RPI Loss:	<b>205</b>	RECORD	PCT. RANK	GAMES	SCHEDULE	OF SCHEDULE	RPI	RPI	RPI	RPI
DIV. I ONLY	<b>7- 15</b>	<b>265</b>	<b>1- 0</b>	<b>250</b>	<b>347</b>	<b>307</b>	<b>307</b>	<b>26</b>	<b>26</b>	
DIV. I NON-CONF.	<b>2- 9</b>	<b>297</b>	<b>0- 0</b>	<b>200</b>	<b>350</b>	<b>333</b>	<b>333</b>	<b>28</b>	<b>28</b>	
TOTALS	RPI 1-25	RPI 26-50	W-L RECORDS	RPI 51-100	RPI 101-150	RPI 150+				
7- 15	0- 0	0- 0	OVERALL	0- 2	1- 2	6- 11				
5- 8	0- 0	0- 0	HOME	0- 2	0- 1	5- 5				
2- 7	0- 0	0- 0	AWAY	0- 0	1- 1	1- 6				
0- 0	0- 0	0- 0	NEUTRAL	0- 0	0- 0	0- 0				
2- 9	0- 0	0- 0	NON-CONFERENCE	0- 2	0- 1	2- 6				
2- 5	0- 0	0- 0	HOME	0- 2	0- 0	2- 3				
0- 4	0- 0	0- 0	AWAY	0- 0	0- 1	0- 3				
0- 0	0- 0	0- 0	NEUTRAL	0- 0	0- 0	0- 0				
5- 6	0- 0	0- 0	CONFERENCE	0- 0	1- 1	4- 5				
3- 3	0- 0	0- 0	HOME	0- 0	0- 1	3- 2				
2- 3	0- 0	0- 0	AWAY	0- 0	1- 0	1- 3				
0- 0	0- 0	0- 0	NEUTRAL	0- 0	0- 0	0- 0				

RPI 1-25				RPI 26-50				RPI 51-100				RPI 101+				Team's RPI: 307	
RPI	S	Opponent	Score	RPI	S	Opponent	Score	RPI	S	Opponent	Score	RPI	S	Opponent	Score		
								77	H	Wright St.	44	60	135	A	Fordham	61	65
								83	H	Drexel	39	53	148	A	Marist	69	51
													148	H	Marist	51	62
													160	H	Stony Brook	48	79
													176	H	Rider	63	73
													208	A	Holy Cross	53	61
													225	H	Sacred Heart	46	74
													235	A	Albany (NY)	54	60
													238	A	Niagara	51	61
													238	H	Niagara	54	58
													254	A	St. Francis Brooklyn	65	73
													278	A	Siena	56	62
													278	H	Siena	52	48
													280	A	Canisius	44	47
													308	H	Fairfield	47	41
													310	H	Lafayette	60	49
													328	A	Saint Peter's	62	44
													330	H	Iona	55	33
													336	H	Detroit Mercy	56	58
													351	H	LIU Brooklyn	61	46
LAST 12 Division I GAMES:																	
328	A	Saint Peter's	62	44	176	H	Rider	63	73								
148	H	Marist	51	62	330	H	Iona	55	33								
278	H	Siena	52	48	278	A	Siena	56	62								
308	H	Fairfield	47	41	238	A	Niagara	51	61								
148	A	Marist	69	51	280	A	Canisius	44	47								
238	H	Niagara	54	58	208	A	Holy Cross	53	61								

Non-Div I Games:

Manhattan

■ Loss, 
■ Non-Conf, 
■ S Site, 
■ H Home 
■ A Away 
N Neutral

Average RPI Win: <b>240</b>	WON-LOST	WINNING	LAST 10	STRENGTH OF	OPP. STRENGTH	TEAM	ADJ.	CONF.	ADJ CONF.
Average RPI Loss: <b>145</b>	RECORD	PCT. RANK	GAMES	SCHEDULE	OF SCHEDULE	RPI	RPI	RPI	RPI
DIV. I ONLY	17- 8	79	0- 1	262	224	148	148	26	26
DIV. I NON-CONF.	8- 4	91	0- 0	193	116	102	102	28	28
TOTALS	RPI 1-25	RPI 26-50	W-L RECORDS	RPI 51-100	RPI 101-150	RPI 150+			
17- 8	0- 0	0- 0	OVERALL	1- 4	1- 0	15- 4			
6- 4	0- 0	0- 0	HOME	1- 1	1- 0	4- 3			
9- 3	0- 0	0- 0	AWAY	0- 2	0- 0	9- 1			
2- 1	0- 0	0- 0	NEUTRAL	0- 1	0- 0	2- 0			
8- 4	0- 0	0- 0	NON-CONFERENCE	1- 3	1- 0	6- 1			
3- 1	0- 0	0- 0	HOME	1- 0	1- 0	1- 1			
3- 2	0- 0	0- 0	AWAY	0- 2	0- 0	3- 0			
2- 1	0- 0	0- 0	NEUTRAL	0- 1	0- 0	2- 0			
9- 4	0- 0	0- 0	CONFERENCE	0- 1	0- 0	9- 3			
3- 3	0- 0	0- 0	HOME	0- 1	0- 0	3- 2			
6- 1	0- 0	0- 0	AWAY	0- 0	0- 0	6- 1			
0- 0	0- 0	0- 0	NEUTRAL	0- 0	0- 0	0- 0			

RPI 1-25				RPI 26-50				RPI 51-100				RPI 101+				Team's RPI: 148	
RPI	S	Opponent	Score	RPI	S	Opponent	Score	RPI	S	Opponent	Score	RPI	S	Opponent	Score		
								66	A	Duke	56	64	144	H	Boston U.	68	57
								68	H	Quinnipiac	69	76	172	H	Temple	74	68
								77	N	Wright St.	60	76	176	A	Rider	64	70
								85	H	Northeastern	90	84	176	H	Rider	58	68
								93	A	Princeton	57	60	198	H	Massachusetts	55	70
													200	A	Elon	61	57
													209	A	Navy	72	48
													213	H	Monmouth	69	45
													215	N	Stetson	76	69
													235	A	Albany (NY)	74	56
													238	A	Niagara	87	58
													256	N	Hofstra	71	57
													278	A	Siena	73	58
													278	H	Siena	88	59
													280	A	Canisius	71	66
													307	A	Manhattan	62	51
													307	H	Manhattan	51	69
													308	A	Fairfield	56	46
													328	A	Saint Peter's	62	42
													330	H	Iona	76	36
LAST 12 Division I GAMES:																	
				176	A	Rider	64	70		330	H	Iona	76			36	
				307	A	Manhattan	62	51		278	H	Siena	88			59	
				278	A	Siena	73	58		213	H	Monmouth	69			45	
				176	H	Rider	58	68		308	A	Fairfield	56			46	
				307	H	Manhattan	51	69		68	H	Quinnipiac	69			76	
				328	A	Saint Peter's	62	42		280	A	Canisius	71			66	

Non-Div I Games:

Marist

■ Loss, 
■ Non-Conf, 
■ S Site, 
■ H Home 
■ A Away 
N Neutral

Average RPI Win:	110	WON-LOST	WINNING	LAST 10	STRENGTH OF	OPP. STRENGTH	TEAM	ADJ.	CONF.	ADJ CONF.
Average RPI Loss:	10	RECORD	PCT. RANK	GAMES	SCHEDULE	OF SCHEDULE	RPI	RPI	RPI	RPI
DIV. I ONLY	20- 3	11	1- 0	18	24	9	9	6	6	
DIV. I NON-CONF.	9- 3	61	1- 0	24	14	19	19	4	4	
TOTALS	RPI 1-25	RPI 26-50	W-L RECORDS	RPI 51-100	RPI 101-150	RPI 150+				
20- 3	0- 3	5- 0	OVERALL	7- 0	4- 0	4- 0				
13- 1	0- 1	2- 0	HOME	5- 0	4- 0	2- 0				
7- 2	0- 2	3- 0	AWAY	2- 0	0- 0	2- 0				
0- 0	0- 0	0- 0	NEUTRAL	0- 0	0- 0	0- 0				
9- 3	0- 3	1- 0	NON-CONFERENCE	4- 0	1- 0	3- 0				
7- 1	0- 1	1- 0	HOME	3- 0	1- 0	2- 0				
2- 2	0- 2	0- 0	AWAY	1- 0	0- 0	1- 0				
0- 0	0- 0	0- 0	NEUTRAL	0- 0	0- 0	0- 0				
11- 0	0- 0	4- 0	CONFERENCE	3- 0	3- 0	1- 0				
6- 0	0- 0	1- 0	HOME	2- 0	3- 0	0- 0				
5- 0	0- 0	3- 0	AWAY	1- 0	0- 0	1- 0				
0- 0	0- 0	0- 0	NEUTRAL	0- 0	0- 0	0- 0				

RPI	S	Opponent	Score	RPI	S	Opponent	Score	RPI	S	Opponent	Score	RPI	S	Opponent	Score
1	H	Notre Dame	63 87	28	H	South Dakota St.	91 52	59	H	Michigan	85 74	110	H	Seton Hall	96 60
7	A	Mississippi St.	82 87	36	A	DePaul	93 87	65	H	Green Bay	80 54	119	H	St. John's (NY)	83 73
21	A	Miami (FL)	55 63	36	H	DePaul	96 63	82	A	Northwestern	76 57	120	H	Creighton	85 67
				42	A	Villanova	91 55	84	H	UNI	102 61	138	H	Montana St.	100 52
				45	A	Butler	87 58	90	A	Georgetown	72 62	171	A	Xavier	90 44
								90	H	Georgetown	59 52	189	A	Milwaukee	83 74
								97	H	Providence	85 46	263	H	Binghamton	93 40
												331	H	UIC	96 32
LAST 12 Division I GAMES:															
84	H	UNI	102 61	119	H	St. John's (NY)	83 73								
21	A	Miami (FL)	55 63	110	H	Seton Hall	96 60								
90	H	Georgetown	59 52	90	A	Georgetown	72 62								
36	A	DePaul	93 87	42	A	Villanova	91 55								
45	A	Butler	87 58	36	H	DePaul	96 63								
171	A	Xavier	90 44	120	H	Creighton	85 67								

Non-Div I Games:

Marquette

Average RPI Win:	254	WON-LOST	WINNING	LAST 10	STRENGTH OF	OPP. STRENGTH	TEAM	ADJ.	CONF.	ADJ CONF.
Average RPI Loss:	141	RECORD	PCT. RANK	GAMES	SCHEDULE	OF SCHEDULE	RPI	RPI	RPI	RPI
DIV. I ONLY	13- 10	138	0- 1	321	137	224	224	14	14	
DIV. I NON-CONF.	5- 7	206	0- 0	344	193	324	324	18	18	
TOTALS	RPI 1-25	RPI 26-50	W-L RECORDS	RPI 51-100	RPI 101-150	RPI 150+				
13- 10	0- 0	0- 2	OVERALL	1- 0	1- 3	11- 5				
9- 4	0- 0	0- 1	HOME	1- 0	1- 1	7- 2				
4- 6	0- 0	0- 1	AWAY	0- 0	0- 2	4- 3				
0- 0	0- 0	0- 0	NEUTRAL	0- 0	0- 0	0- 0				
5- 7	0- 0	0- 1	NON-CONFERENCE	0- 0	0- 2	5- 4				
5- 2	0- 0	0- 0	HOME	0- 0	0- 1	5- 1				
0- 5	0- 0	0- 1	AWAY	0- 0	0- 1	0- 3				
0- 0	0- 0	0- 0	NEUTRAL	0- 0	0- 0	0- 0				
8- 3	0- 0	0- 1	CONFERENCE	1- 0	1- 1	6- 1				
4- 2	0- 0	0- 1	HOME	1- 0	1- 0	2- 1				
4- 1	0- 0	0- 0	AWAY	0- 0	0- 1	4- 0				
0- 0	0- 0	0- 0	NEUTRAL	0- 0	0- 0	0- 0				

RPI S	Opponent	Score	RPI S	Opponent	Score	RPI S	Opponent	Score	RPI S	Opponent	Score	Team's RPI: 224
34	H Rice	67 79	34	H Rice	67 79	72	H Old Dominion	57 48	115	H Towson	69 76	
47	A Clemson	54 68							130	A Western Ky.	55 85	
									141	A Appalachian St.	52 74	
									150	H Louisiana Tech	90 88	
									153	H Charlotte	63 62	
									163	A Southern Ill.	49 58	
									173	H North Texas	67 55	
									174	H Indiana St.	53 62	
									180	A Wisconsin	49 67	
									191	H Southern Miss.	52 64	
									231	A Bowling Green	76 99	
									264	A UTEP	63 60	
									269	H Cleveland St.	86 64	
									290	H Tennessee St.	80 59	
									294	A Fla. Atlantic	72 67	
									297	A UTSA	79 72	
									324	A FIU	86 58	
									327	H Coppin St.	88 67	
									339	H Evansville	72 65	
									345	H Delaware St.	75 63	
LAST 12 Division I GAMES:												
34	H Rice	67 79	324	A FIU	86 58							
173	H North Texas	67 55	294	A Fla. Atlantic	72 67							
297	A UTSA	79 72	130	A Western Ky.	55 85							
264	A UTEP	63 60	153	H Charlotte	63 62							
191	H Southern Miss.	52 64	72	H Old Dominion	57 48							
150	H Louisiana Tech	90 88	345	H Delaware St.	75 63							

Non-Div I Games: Bluefield St. 82 29

Marshall

■ Loss, 
 ■ Non-Conf, 
 ■ S Site, 
 ■ H Home 
 ■ A Away 
 N Neutral

Maryland

Through Games Of Feb. 9, 2019

Average RPI Win:	141	WON-LOST	WINNING	LAST 10	STRENGTH OF	OPP. STRENGTH	TEAM	ADJ.	CONF.	ADJ CONF.
Average RPI Loss:	19	RECORD	PCT. RANK	GAMES	SCHEDULE	OF SCHEDULE	RPI	RPI	RPI	RPI
DIV. I ONLY	21- 2	6	1- 0	109	29	19	19	4	4	
DIV. I NON-CONF.	11- 0	1	0- 0	208	67	23	23	6	6	
TOTALS	RPI 1-25	RPI 26-50	W-L RECORDS	RPI 51-100	RPI 101-150	RPI 150+				
21- 2	1- 2	3- 0	OVERALL	3- 0	6- 0	8- 0				
11- 1	0- 1	2- 0	HOME	2- 0	3- 0	4- 0				
8- 1	1- 1	1- 0	AWAY	0- 0	3- 0	3- 0				
2- 0	0- 0	0- 0	NEUTRAL	1- 0	0- 0	1- 0				
11- 0	1- 0	2- 0	NON-CONFERENCE	1- 0	1- 0	6- 0				
6- 0	0- 0	2- 0	HOME	0- 0	1- 0	3- 0				
3- 0	1- 0	0- 0	AWAY	0- 0	0- 0	2- 0				
2- 0	0- 0	0- 0	NEUTRAL	1- 0	0- 0	1- 0				
10- 2	0- 2	1- 0	CONFERENCE	2- 0	5- 0	2- 0				
5- 1	0- 1	0- 0	HOME	2- 0	2- 0	1- 0				
5- 1	0- 1	1- 0	AWAY	0- 0	3- 0	1- 0				
0- 0	0- 0	0- 0	NEUTRAL	0- 0	0- 0	0- 0				

RPI 1-25				Team's RPI: 19	RPI 26-50				RPI 51-100				RPI 101+								
RPI	S	Opponent	Score		RPI	S	Opponent	Score		RPI	S	Opponent	Score		RPI	S	Opponent	Score			
15	H	Rutgers	65	73	34	H	James Madison	87	63	59	H	Michigan	83	69	101	A	Ohio St.	70	57		
16	A	South Carolina	85	61	39	A	Indiana	76	56	82	H	Northwestern	72	57	101	H	Ohio St.	75	69		
23	A	Michigan St.	60	77	48	H	Georgia Tech	67	54	100	N	Georgia	58	51	104	H	Dayton	82	71		
																	106	A	Nebraska	81	63
																	121	A	Penn St.	77	61
																	121	H	Penn St.	79	67
																	154	A	Delaware	77	53
																	180	H	Wisconsin	75	57
																	186	A	Illinois	80	66
																	192	A	George Washington	69	30
																	291	N	Morgan St.	68	44
																	296	H	UMBC	92	61
																	306	H	Loyola Maryland	83	48
																	327	H	Coppin St.	93	36
LAST 12 Division I GAMES:																					
82	H	Northwestern	72	57	23	A	Michigan St.	60	77												
186	A	Illinois	80	66	59	H	Michigan	83	69												
180	H	Wisconsin	75	57	106	A	Nebraska	81	63												
39	A	Indiana	76	56	101	H	Ohio St.	75	69												
101	A	Ohio St.	70	57	15	H	Rutgers	65	73												
121	H	Penn St.	79	67	121	A	Penn St.	77	61												

Non-Div I Games:

Maryland

Loss, Non-Conf, S Site, H Home A Away N Neutral

Massachusetts

Through Games Of Feb. 9, 2019

Average RPI Win:	223	WON-LOST	WINNING	LAST 10	STRENGTH OF	OPP. STRENGTH	TEAM	ADJ.	CONF.	ADJ CONF.
Average RPI Loss:	178	RECORD	PCT. RANK	GAMES	SCHEDULE	OF SCHEDULE	RPI	RPI	RPI	RPI
DIV. I ONLY	12- 11	158	1- 0	237	262	198	198	17	17	
DIV. I NON-CONF.	8- 6	138	0- 0	244	324	202	202	16	16	
TOTALS	RPI 1-25	RPI 26-50	W-L RECORDS	RPI 51-100	RPI 101-150	RPI 150+				
12- 11	0- 0	0- 0	OVERALL	0- 2	3- 3	9- 6				
7- 4	0- 0	0- 0	HOME	0- 0	1- 0	6- 4				
4- 6	0- 0	0- 0	AWAY	0- 1	2- 3	2- 2				
1- 1	0- 0	0- 0	NEUTRAL	0- 1	0- 0	1- 0				
8- 6	0- 0	0- 0	NON-CONFERENCE	0- 2	2- 1	6- 3				
5- 2	0- 0	0- 0	HOME	0- 0	1- 0	4- 2				
2- 3	0- 0	0- 0	AWAY	0- 1	1- 1	1- 1				
1- 1	0- 0	0- 0	NEUTRAL	0- 1	0- 0	1- 0				
4- 5	0- 0	0- 0	CONFERENCE	0- 0	1- 2	3- 3				
2- 2	0- 0	0- 0	HOME	0- 0	0- 0	2- 2				
2- 3	0- 0	0- 0	AWAY	0- 0	1- 2	1- 1				
0- 0	0- 0	0- 0	NEUTRAL	0- 0	0- 0	0- 0				

RPI 1-25			RPI 26-50			RPI 51-100			RPI 101+ Team's RPI: 198		
RPI	S	Opponent	Score	RPI	S	Opponent	Score	RPI	S	Opponent	Score
								104	A	Dayton	47 75
						51 N Bucknell	58 77	114	A	VCU	48 52
						85 A Northeastern	52 53	115	A	Towson	53 78
								144	H	Boston U.	66 55
								148	A	Marist	70 55
								149	A	Davidson	70 58
								159	H	Duquesne	69 66
								193	H	Saint Louis	70 66
								206	H	George Mason	52 70
								210	H	St. Bonaventure	63 64
								219	H	UTRGV	74 70
								225	H	Sacred Heart	78 61
								226	H	North Dakota	52 59
								228	A	Brown	90 61
								253	A	Richmond	58 62
								278	A	Siena	59 64
								283	A	La Salle	74 60
								302	H	Central Conn. St.	74 59
								308	N	Fairfield	59 49
								318	H	UMass Lowell	59 62
								321	H	Incarinate Word	71 59
LAST 12 Division I GAMES:											
159	H	Duquesne	69 66	283	A	La Salle	74 60				
253	A	Richmond	58 62	104	A	Dayton	47 75				
114	A	VCU	48 52	193	H	Saint Louis	70 66				
210	H	St. Bonaventure	63 64	148	A	Marist	70 55				
149	A	Davidson	70 58	318	H	UMass Lowell	59 62				
206	H	George Mason	52 70	278	A	Siena	59 64				

Non-Div I Games:

Massachusetts

Loss, Non-Conf, S Site, H Home A Away N Neutral



Average RPI Win:	263	WON-LOST	WINNING	LAST 10	STRENGTH OF	OPP. STRENGTH	TEAM	ADJ.	CONF.	ADJ CONF.
Average RPI Loss:	191	RECORD	PCT. RANK	GAMES	SCHEDULE	OF SCHEDULE	RPI	RPI	RPI	RPI
DIV. I ONLY	3- 15	327	0- 1	280	273	329	329	25	25	
DIV. I NON-CONF.	0- 8	336	0- 0	96	164	311	311	23	23	
TOTALS	RPI 1-25	RPI 26-50	W-L RECORDS	RPI 51-100	RPI 101-150	RPI 150+				
3- 15	0- 0	0- 2	OVERALL	0- 2	0- 2	3- 9				
2- 6	0- 0	0- 0	HOME	0- 1	0- 1	2- 4				
1- 9	0- 0	0- 2	AWAY	0- 1	0- 1	1- 5				
0- 0	0- 0	0- 0	NEUTRAL	0- 0	0- 0	0- 0				
0- 8	0- 0	0- 2	NON-CONFERENCE	0- 1	0- 2	0- 3				
0- 2	0- 0	0- 0	HOME	0- 0	0- 1	0- 1				
0- 6	0- 0	0- 2	AWAY	0- 1	0- 1	0- 2				
0- 0	0- 0	0- 0	NEUTRAL	0- 0	0- 0	0- 0				
3- 7	0- 0	0- 0	CONFERENCE	0- 1	0- 0	3- 6				
2- 4	0- 0	0- 0	HOME	0- 1	0- 0	2- 3				
1- 3	0- 0	0- 0	AWAY	0- 0	0- 0	1- 3				
0- 0	0- 0	0- 0	NEUTRAL	0- 0	0- 0	0- 0				

RPI S	Opponent	Score	RPI S	Opponent	Score	RPI S	Opponent	Score	RPI S	Opponent	Score	Team's RPI: 329
29	A Texas	40 96	53	A LSU	36 86	129	A UAB	48 91				
34	A Rice	65 93	57	H Lamar University	62 64	150	H Louisiana Tech	48 89				
						167	A Abilene Christian	52 109				
						181	A Nicholls St.	69 68				
						187	H Sam Houston St.	80 93				
						211	A Grambling	51 75				
						252	H Louisiana	59 70				
						276	H Southeastern La.	62 56				
						295	A La.-Monroe	60 69				
						316	A New Orleans	76 88				
						321	H Incarnate Word	66 68				
						332	A Northwestern St.	63 82				
						332	H Northwestern St.	73 89				
						333	H Houston Baptist	81 71				
LAST 12 Division I GAMES:												
332	H Northwestern St.	73 89	316	A New Orleans	76 88							
187	H Sam Houston St.	80 93	167	A Abilene Christian	52 109							
57	H Lamar University	62 64	332	A Northwestern St.	63 82							
333	H Houston Baptist	81 71	321	H Incarnate Word	66 68							
276	H Southeastern La.	62 56	150	H Louisiana Tech	48 89							
181	A Nicholls St.	69 68	53	A LSU	36 86							

Non-Div I Games: LSU-Alexandria 60 68 Southern-N.O. 106 54 Louisiana Col. 86 68

McNeese

Loss, Non-Conf, S Site, H Home A Away N Neutral

Average RPI Win:	225	WON-LOST	WINNING	LAST 10	STRENGTH OF	OPP. STRENGTH	TEAM	ADJ.	CONF.	ADJ CONF.
Average RPI Loss:	153	RECORD	PCT. RANK	GAMES	SCHEDULE	OF SCHEDULE	RPI	RPI	RPI	RPI
DIV. I ONLY	9- 14	234	0- 1	161	203	229	229	9	9	
DIV. I NON-CONF.	5- 8	224	0- 0	242	286	281	281	9	9	
TOTALS	RPI 1-25	RPI 26-50	W-L RECORDS	RPI 51-100	RPI 101-150	RPI 150+				
9- 14	0- 1	0- 0	OVERALL	0- 3	1- 3	8- 7				
6- 7	0- 1	0- 0	HOME	0- 2	0- 2	6- 2				
2- 7	0- 0	0- 0	AWAY	0- 1	1- 1	1- 5				
1- 0	0- 0	0- 0	NEUTRAL	0- 0	0- 0	1- 0				
5- 8	0- 0	0- 0	NON-CONFERENCE	0- 2	0- 2	5- 4				
4- 4	0- 0	0- 0	HOME	0- 2	0- 1	4- 1				
0- 4	0- 0	0- 0	AWAY	0- 0	0- 1	0- 3				
1- 0	0- 0	0- 0	NEUTRAL	0- 0	0- 0	1- 0				
4- 6	0- 1	0- 0	CONFERENCE	0- 1	1- 1	3- 3				
2- 3	0- 1	0- 0	HOME	0- 0	0- 1	2- 1				
2- 3	0- 0	0- 0	AWAY	0- 1	1- 0	1- 2				
0- 0	0- 0	0- 0	NEUTRAL	0- 0	0- 0	0- 0				

RPI S	Opponent	Score	RPI S	Opponent	Score	RPI S	Opponent	Score	RPI S	Opponent	Score	Team's RPI: 229
14	H UCF	55 68				58	H Little Rock	60 63	129	A UAB	54 85	
						87	H Toledo	48 58	133	H Tulane	61 62	
						89	A Cincinnati	56 80	134	A South Fla.	47 40	
									150	H Louisiana Tech	50 66	
									151	N Mercer	59 53	
									158	A Tulsa	39 46	
									158	H Tulsa	59 56	
									175	A Arkansas St.	66 77	
									188	A Coastal Caro.	71 90	
									192	A George Washington	38 51	
									202	A East Carolina	59 68	
									202	H East Carolina	58 46	
									222	H Southeast Mo. St.	69 57	
									251	A Wichita St.	71 50	
									251	H Wichita St.	48 57	
									271	H Samford	53 48	
									298	H Jackson St.	68 67	
									316	H New Orleans	59 66	
									342	H N.C. Central	77 56	
LAST 12 Division I GAMES:												
202	A East Carolina	59 68	202	H East Carolina	58 46							
251	H Wichita St.	48 57	251	A Wichita St.	71 50							
158	H Tulsa	59 56	158	A Tulsa	39 46							
133	H Tulane	61 62	14	H UCF	55 68							
89	A Cincinnati	56 80	192	A George Washington	38 51							
134	A South Fla.	47 40	342	H N.C. Central	77 56							

Non-Div I Games:

Memphis

■ Loss, 
■ Non-Conf, 
■ S Site, 
■ H Home 
■ A Away 
N Neutral

Average RPI Win:	242	WON-LOST	WINNING	LAST 10	STRENGTH OF	OPP. STRENGTH	TEAM	ADJ.	CONF.	ADJ CONF.
Average RPI Loss:	139	RECORD	PCT. RANK	GAMES	SCHEDULE	OF SCHEDULE	RPI	RPI	RPI	RPI
DIV. I ONLY	16- 7	73	1- 0	305	153	151	151	27	27	
DIV. I NON-CONF.	8- 7	160	0- 0	240	105	191	191	25	25	
TOTALS	RPI 1-25	RPI 26-50	W-L RECORDS	RPI 51-100	RPI 101-150	RPI 150+				
16- 7	0- 2	0- 0	OVERALL	0- 1	1- 1	15- 3				
7- 3	0- 2	0- 0	HOME	0- 0	1- 0	6- 1				
8- 3	0- 0	0- 0	AWAY	0- 1	0- 1	8- 1				
1- 1	0- 0	0- 0	NEUTRAL	0- 0	0- 0	1- 1				
8- 7	0- 2	0- 0	NON-CONFERENCE	0- 1	0- 1	8- 3				
4- 3	0- 2	0- 0	HOME	0- 0	0- 0	4- 1				
3- 3	0- 0	0- 0	AWAY	0- 1	0- 1	3- 1				
1- 1	0- 0	0- 0	NEUTRAL	0- 0	0- 0	1- 1				
8- 0	0- 0	0- 0	CONFERENCE	0- 0	1- 0	7- 0				
3- 0	0- 0	0- 0	HOME	0- 0	1- 0	2- 0				
5- 0	0- 0	0- 0	AWAY	0- 0	0- 0	5- 0				
0- 0	0- 0	0- 0	NEUTRAL	0- 0	0- 0	0- 0				

RPI 1-25				RPI 26-50				RPI 51-100				RPI 101+ Team's RPI: 151			
RPI	S	Opponent	Score	RPI	S	Opponent	Score	RPI	S	Opponent	Score	RPI	S	Opponent	Score
14	H	UCF	42 76					100	A	Georgia	60 67	108	A	Wake Forest	54 69
18	H	Florida St.	56 57									145	H	Chattanooga	65 58
												153	H	Charlotte	57 40
												192	A	George Washington	61 53
												194	H	UNC Asheville	61 47
												203	H	Florida	92 82
												221	A	Furman	75 60
												227	A	Howard	85 70
												229	N	Memphis	53 59
												231	N	Bowling Green	76 63
												241	A	Jacksonville	66 71
												247	H	ETSU	64 41
												265	H	Columbia	68 72
												271	A	Samford	68 52
												271	H	Samford	76 68
												286	A	Wofford	81 79
												288	A	Ga. Southern	79 72
												299	H	Kennesaw St.	64 48
												313	A	UNC Greensboro	71 58
												337	A	Western Caro.	69 67
LAST 12 Division I GAMES:															
				271	A	Samford	68 52					337	A	Western Caro.	69 67
				221	A	Furman	75 60					271	H	Samford	76 68
				286	A	Wofford	81 79					265	H	Columbia	68 72
				247	H	ETSU	64 41					241	A	Jacksonville	66 71
				145	H	Chattanooga	65 58					194	H	UNC Asheville	61 47
				313	A	UNC Greensboro	71 58					192	A	George Washington	61 53

Non-Div I Games:

Mercer

■ Loss, 
■ Non-Conf, 
■ S Site, 
■ H Home 
■ A Away 
N Neutral

Average RPI Win:	127	WON-LOST	WINNING	LAST 10	STRENGTH OF	OPP. STRENGTH	TEAM	ADJ.	CONF.	ADJ CONF.
Average RPI Loss:	29	RECORD	PCT. RANK	GAMES	SCHEDULE	OF SCHEDULE	RPI	RPI	RPI	RPI
DIV. I ONLY	20- 5	27	2- 1	54	3	21	21	1	1	
DIV. I NON-CONF.	12- 3	52	2- 1	136	28	46	46	1	1	
TOTALS	RPI 1-25	RPI 26-50	W-L RECORDS	RPI 51-100	RPI 101-150	RPI 150+				
20- 5	3- 3	1- 2	OVERALL	4- 0	6- 0	6- 0				
14- 2	2- 1	1- 1	HOME	3- 0	4- 0	4- 0				
4- 3	1- 2	0- 1	AWAY	1- 0	1- 0	1- 0				
2- 0	0- 0	0- 0	NEUTRAL	0- 0	1- 0	1- 0				
12- 3	1- 2	0- 1	NON-CONFERENCE	1- 0	4- 0	6- 0				
9- 1	1- 1	0- 0	HOME	1- 0	3- 0	4- 0				
1- 2	0- 1	0- 1	AWAY	0- 0	0- 0	1- 0				
2- 0	0- 0	0- 0	NEUTRAL	0- 0	1- 0	1- 0				
8- 2	2- 1	1- 1	CONFERENCE	3- 0	2- 0	0- 0				
5- 1	1- 0	1- 1	HOME	2- 0	1- 0	0- 0				
3- 1	1- 1	0- 0	AWAY	1- 0	1- 0	0- 0				
0- 0	0- 0	0- 0	NEUTRAL	0- 0	0- 0	0- 0				

RPI	S	Opponent	Score	RPI	S	Opponent	Score	RPI	S	Opponent	Score	RPI	S	Opponent	Score
1	H	Notre Dame	72 65	27	H	North Carolina	76 68	54	H	SFA	81 60	105	H	Hartford	75 62
8	A	Syracuse	84 71	46	A	Purdue	63 74	66	A	Duke	58 50	106	H	Nebraska	82 68
9	H	Marquette	63 55	47	H	Clemson	67 76	67	H	Virginia Tech	68 61	108	A	Wake Forest	72 57
11	A	Iowa St.	52 75					96	H	Virginia	72 59	109	H	Boston College	76 73
18	A	Florida St.	58 62									128	N	Alabama	101 74
25	H	Central Mich.	80 90									147	H	Colorado	73 58
												172	H	Temple	73 61
												177	H	UMES	71 53
												179	N	Vanderbilt	90 65
												316	H	New Orleans	78 38
												324	A	FIU	94 43
												349	H	Florida A&M	103 54
LAST 12 Division I GAMES:															
105	H	Hartford	75 62	109	H	Boston College	76 73								
9	H	Marquette	63 55	8	A	Syracuse	84 71								
11	A	Iowa St.	52 75	27	H	North Carolina	76 68								
1	H	Notre Dame	72 65	66	A	Duke	58 50								
96	H	Virginia	72 59	47	H	Clemson	67 76								
18	A	Florida St.	58 62	108	A	Wake Forest	72 57								

Non-Div I Games:

Miami (FL)

■ Loss, 
 ■ Non-Conf, S Site, 
 ■ Home 
 ■ Away 
 N Neutral

Average RPI Win:	194	WON-LOST	WINNING	LAST 10	STRENGTH OF	OPP. STRENGTH	TEAM	ADJ.	CONF.	ADJ CONF.
Average RPI Loss:	119	RECORD	PCT. RANK	GAMES	SCHEDULE	OF SCHEDULE	RPI	RPI	RPI	RPI
DIV. I ONLY	16- 4	27	1- 0	205	127	61	61	7	7	
DIV. I NON-CONF.	8- 2	52	0- 0	329	266	128	128	8	8	
TOTALS	RPI 1-25	RPI 26-50	W-L RECORDS	RPI 51-100	RPI 101-150	RPI 150+				
16- 4	1- 2	1- 0	OVERALL	3- 1	1- 0	10- 1				
7- 1	0- 1	0- 0	HOME	3- 0	1- 0	3- 0				
9- 3	1- 1	1- 0	AWAY	0- 1	0- 0	7- 1				
0- 0	0- 0	0- 0	NEUTRAL	0- 0	0- 0	0- 0				
8- 2	0- 1	0- 0	NON-CONFERENCE	1- 0	1- 0	6- 1				
3- 0	0- 0	0- 0	HOME	1- 0	1- 0	1- 0				
5- 2	0- 1	0- 0	AWAY	0- 0	0- 0	5- 1				
0- 0	0- 0	0- 0	NEUTRAL	0- 0	0- 0	0- 0				
8- 2	1- 1	1- 0	CONFERENCE	2- 1	0- 0	4- 0				
4- 1	0- 1	0- 0	HOME	2- 0	0- 0	2- 0				
4- 1	1- 0	1- 0	AWAY	0- 1	0- 0	2- 0				
0- 0	0- 0	0- 0	NEUTRAL	0- 0	0- 0	0- 0				

RPI 1-25				RPI 26-50				RPI 51-100				RPI 101+			
RPI	S	Opponent	Score	RPI	S	Opponent	Score	RPI	S	Opponent	Score	RPI	S	Opponent	Score
3	A	Louisville	73 95	32	A	Ohio	67 61	87	H	Kent St.	79 63	132	H	High Point	68 55
24	H	Buffalo	59 66					87	H	Toledo	65 64	182	H	Ball St.	60 57
25	A	Central Mich.	70 67					89	H	Cincinnati	78 65	185	H	Eastern Mich.	63 58
								98	A	Northern Ill.	71 82	204	A	Jacksonville St.	58 41
												231	A	Bowling Green	82 75
												280	A	Canisius	62 59
												285	A	Western Mich.	81 62
												293	A	Valparaiso	68 47
												326	H	Eastern Ky.	60 44
												331	A	UIC	65 56
												336	A	Detroit Mercy	78 59
												349	A	Florida A&M	56 57
LAST 12 Division I GAMES:															
231	A	Bowling Green	82 75	25	A	Central Mich.	70 67	204	A	Jacksonville St.	58 41				
185	H	Eastern Mich.	63 58	24	H	Buffalo	59 66	349	A	Florida A&M	56 57				
285	A	Western Mich.	81 62	87	H	Toledo	65 64								
32	A	Ohio	67 61	98	A	Northern Ill.	71 82								
87	H	Kent St.	79 63												
182	H	Ball St.	60 57												

Non-Div I Games: Ohio Dominican 74 29

Miami (OH)

■ Loss, 
 ■ Non-Conf, S Site, 
 ■ Home 
 ■ Away 
 N Neutral

Average RPI Win:	183	WON-LOST	WINNING	LAST 10	STRENGTH OF	OPP. STRENGTH	TEAM	ADJ.	CONF.	ADJ CONF.
Average RPI Loss:	33	RECORD	PCT. RANK	GAMES	SCHEDULE	OF SCHEDULE	RPI	RPI	RPI	RPI
DIV. I ONLY	15- 9	110	1- 1	68	60	59	59	4	4	
DIV. I NON-CONF.	9- 3	61	1- 1	228	143	84	84	6	6	
TOTALS	RPI 1-25	RPI 26-50	W-L RECORDS	RPI 51-100	RPI 101-150	RPI 150+				
15- 9	1- 5	1- 3	OVERALL	1- 0	4- 1	8- 0				
10- 1	1- 1	0- 0	HOME	1- 0	3- 0	5- 0				
3- 7	0- 4	0- 2	AWAY	0- 0	0- 1	3- 0				
2- 1	0- 0	1- 1	NEUTRAL	0- 0	1- 0	0- 0				
9- 3	0- 2	1- 1	NON-CONFERENCE	0- 0	1- 0	7- 0				
5- 0	0- 0	0- 0	HOME	0- 0	0- 0	5- 0				
2- 2	0- 2	0- 0	AWAY	0- 0	0- 0	2- 0				
2- 1	0- 0	1- 1	NEUTRAL	0- 0	1- 0	0- 0				
6- 6	1- 3	0- 2	CONFERENCE	1- 0	3- 1	1- 0				
5- 1	1- 1	0- 0	HOME	1- 0	3- 0	0- 0				
1- 5	0- 2	0- 2	AWAY	0- 0	0- 1	1- 0				
0- 0	0- 0	0- 0	NEUTRAL	0- 0	0- 0	0- 0				

RPI 1-25				RPI 26-50				RPI 51-100				RPI 101+			
RPI	S	Opponent	Score	RPI	S	Opponent	Score	RPI	S	Opponent	Score	RPI	S	Opponent	Score
9	A	Marquette	74 85	29	N	Texas	52 69	82	H	Northwestern	79 78	101	H	Ohio St.	62 58
10	A	NC State	55 66	31	N	Missouri	70 54					106	A	Nebraska	56 70
12	A	Iowa	61 75	39	A	Indiana	60 70					106	H	Nebraska	67 61
12	H	Iowa	90 81	46	A	Purdue	70 71					117	H	Minnesota	76 60
19	A	Maryland	69 83									143	N	Washington	80 73
23	H	Michigan St.	73 77									168	H	Southern U.	76 35
												180	A	Wisconsin	76 70
												243	H	Mt. St. Mary's	88 40
												285	A	Western Mich.	79 42
												291	H	Morgan St.	70 47
												304	A	Oakland	85 59
												336	H	Detroit Mercy	95 62
												351	H	LIU Brooklyn	83 38
LAST 12 Division I GAMES:															
143	N	Washington	80 73	39	A	Indiana	60 70								
29	N	Texas	52 69	101	H	Ohio St.	62 58								
106	H	Nebraska	67 61	12	A	Iowa	61 75								
180	A	Wisconsin	76 70	19	A	Maryland	69 83								
12	H	Iowa	90 81	82	H	Northwestern	79 78								
23	H	Michigan St.	73 77	46	A	Purdue	70 71								

Non-Div I Games:

Michigan

■ Loss, 
■ Non-Conf, 
■ S Site, 
■ H Home 
■ A Away 
N Neutral

Average RPI Win:	145	WON-LOST	WINNING	LAST 10	STRENGTH OF	OPP. STRENGTH	TEAM	ADJ.	CONF.	ADJ CONF.
Average RPI Loss:	43	RECORD	PCT. RANK	GAMES	SCHEDULE	OF SCHEDULE	RPI	RPI	RPI	RPI
DIV. I ONLY	16- 6	57	0- 1	40	30	23	23	4	4	
DIV. I NON-CONF.	10- 1	17	0- 0	178	53	35	35	6	6	
TOTALS	RPI 1-25	RPI 26-50	W-L RECORDS	RPI 51-100	RPI 101-150	RPI 150+				
16- 6	3- 3	1- 1	OVERALL	3- 1	2- 1	7- 0				
12- 0	3- 0	1- 0	HOME	2- 0	1- 0	5- 0				
3- 5	0- 2	0- 1	AWAY	1- 1	1- 1	1- 0				
1- 1	0- 1	0- 0	NEUTRAL	0- 0	0- 0	1- 0				
10- 1	1- 1	0- 0	NON-CONFERENCE	2- 0	1- 0	6- 0				
7- 0	1- 0	0- 0	HOME	2- 0	0- 0	4- 0				
2- 0	0- 0	0- 0	AWAY	0- 0	1- 0	1- 0				
1- 1	0- 1	0- 0	NEUTRAL	0- 0	0- 0	1- 0				
6- 5	2- 2	1- 1	CONFERENCE	1- 1	1- 1	1- 0				
5- 0	2- 0	1- 0	HOME	0- 0	1- 0	1- 0				
1- 5	0- 2	0- 1	AWAY	1- 1	0- 1	0- 0				
0- 0	0- 0	0- 0	NEUTRAL	0- 0	0- 0	0- 0				

RPI	S	Opponent	Score	RPI	S	Opponent	Score	RPI	S	Opponent	Score	RPI	S	Opponent	Score
5	H	Oregon	88 82	39	A	Indiana	64 68	59	A	Michigan	77 73	101	A	Ohio St.	55 65
10	N	NC State	74 78	46	H	Purdue	74 66	77	H	Wright St.	84 68	105	A	Hartford	74 66
12	A	Iowa	71 86					82	A	Northwestern	62 70	117	H	Minnesota	86 68
12	H	Iowa	84 70					96	H	Virginia	91 66	186	H	Illinois	77 60
15	A	Rutgers	62 76									217	H	Texas Southern	91 45
19	H	Maryland	77 60									231	H	Bowling Green	99 69
												247	H	ETSU	75 53
												294	H	Fla. Atlantic	89 74
												299	N	Kennesaw St.	75 51
												304	A	Oakland	102 58
LAST 12 Division I GAMES:															
12	A	Iowa	71 86	101	A	Ohio St.	55 65								
46	H	Purdue	74 66	117	H	Minnesota	86 68								
59	A	Michigan	77 73	39	A	Indiana	64 68								
186	H	Illinois	77 60	82	A	Northwestern	62 70								
15	A	Rutgers	62 76	12	H	Iowa	84 70								
19	H	Maryland	77 60	294	H	Fla. Atlantic	89 74								

Non-Div I Games:

Michigan St.

## Middle Tenn.

Through Games Of Feb. 9, 2019

Average RPI Win:	204	WON-LOST	WINNING	LAST 10	STRENGTH OF	OPP. STRENGTH	TEAM	ADJ.	CONF.	ADJ CONF.
Average RPI Loss:	77	RECORD	PCT. RANK	GAMES	SCHEDULE	OF SCHEDULE	RPI	RPI	RPI	RPI
DIV. I ONLY	18- 6	45	0- 1	118	170	56	56	14	14	
DIV. I NON-CONF.	9- 4	85	0- 1	84	219	50	50	18	18	
TOTALS	RPI 1-25	RPI 26-50	W-L RECORDS	RPI 51-100	RPI 101-150	RPI 150+				
18- 6	0- 0	0- 2	OVERALL	1- 2	3- 2	14- 0				
8- 2	0- 0	0- 1	HOME	0- 1	2- 0	6- 0				
8- 4	0- 0	0- 1	AWAY	1- 1	0- 2	7- 0				
2- 0	0- 0	0- 0	NEUTRAL	0- 0	1- 0	1- 0				
9- 4	0- 0	0- 1	NON-CONFERENCE	1- 1	1- 2	7- 0				
4- 1	0- 0	0- 0	HOME	0- 1	0- 0	4- 0				
3- 3	0- 0	0- 1	AWAY	1- 0	0- 2	2- 0				
2- 0	0- 0	0- 0	NEUTRAL	0- 0	1- 0	1- 0				
9- 2	0- 0	0- 1	CONFERENCE	0- 1	2- 0	7- 0				
4- 1	0- 0	0- 1	HOME	0- 0	2- 0	2- 0				
5- 1	0- 0	0- 0	AWAY	0- 1	0- 0	5- 0				
0- 0	0- 0	0- 0	NEUTRAL	0- 0	0- 0	0- 0				

RPI 1-25			RPI 26-50			RPI 51-100			Team's RPI: 56	RPI 101+		
RPI	S	Opponent	Score	RPI	S	Opponent	Score	RPI	S	Opponent	Score	
26	A	Kentucky	55 72	62	H	Belmont	38 45	129	H	UAB	60 44	
34	H	Rice	47 60	72	A	Old Dominion	65 70	131	A	Tennessee Tech	64 68	
				81	A	Troy	67 64	135	A	Fordham	49 61	
								145	N	Chattanooga	58 47	
								150	H	Louisiana Tech	75 38	
								153	A	Charlotte	62 55	
								157	H	Georgia St.	69 54	
								173	H	North Texas	61 46	
								179	H	Vanderbilt	65 58	
								191	H	Southern Miss.	66 49	
								194	H	UNC Asheville	67 46	
								199	N	Dartmouth	70 58	
								212	A	UNLV	66 62	
								221	A	Furman	78 71	
								264	A	UTEP	79 49	
								294	A	Fla. Atlantic	74 55	
								297	A	UTSA	72 52	
								309	H	Mississippi Val.	101 51	
								324	A	FIU	49 43	
LAST 12 Division I GAMES:												
135	A	Fordham	49 61	34	H	Rice	47 60					
212	A	UNLV	66 62	264	A	UTEP	79 49					
72	A	Old Dominion	65 70	297	A	UTSA	72 52					
153	A	Charlotte	62 55	150	H	Louisiana Tech	75 38					
129	H	UAB	60 44	191	H	Southern Miss.	66 49					
173	H	North Texas	61 46	294	A	Fla. Atlantic	74 55					

Non-Div I Games:

Middle Tenn.

■ Loss, 
 ■ Non-Conf, S Site, 
 ■ Home 
 ■ Away 
 N Neutral



Average RPI Win:	269	WON-LOST	WINNING	LAST 10	STRENGTH OF	OPP. STRENGTH	TEAM	ADJ.	CONF.	ADJ CONF.
Average RPI Loss:	91	RECORD	PCT. RANK	GAMES	SCHEDULE	OF SCHEDULE	RPI	RPI	RPI	RPI
DIV. I ONLY	11- 12	171	1- 0	193	152	189	189	21	21	
DIV. I NON-CONF.	5- 6	177	0- 0	128	112	162	162	17	17	
TOTALS	RPI 1-25	RPI 26-50	W-L RECORDS	RPI 51-100	RPI 101-150	RPI 150+				
11- 12	0- 2	0- 2	OVERALL	0- 4	1- 2	10- 2				
6- 6	0- 2	0- 0	HOME	0- 2	1- 1	5- 1				
4- 6	0- 0	0- 2	AWAY	0- 2	0- 1	4- 1				
1- 0	0- 0	0- 0	NEUTRAL	0- 0	0- 0	1- 0				
5- 6	0- 2	0- 2	NON-CONFERENCE	0- 0	0- 1	5- 1				
2- 3	0- 2	0- 0	HOME	0- 0	0- 0	2- 1				
2- 3	0- 0	0- 2	AWAY	0- 0	0- 1	2- 0				
1- 0	0- 0	0- 0	NEUTRAL	0- 0	0- 0	1- 0				
6- 6	0- 0	0- 0	CONFERENCE	0- 4	1- 1	5- 1				
4- 3	0- 0	0- 0	HOME	0- 2	1- 1	3- 0				
2- 3	0- 0	0- 0	AWAY	0- 2	0- 0	2- 1				
0- 0	0- 0	0- 0	NEUTRAL	0- 0	0- 0	0- 0				

RPI 1-25				RPI 26-50				RPI 51-100				RPI 101+ Team's RPI: 189			
RPI	S	Opponent	Score	RPI	S	Opponent	Score	RPI	S	Opponent	Score	RPI	S	Opponent	Score
9	H	Marquette	74 83	39	A	Indiana	66 68	65	A	Green Bay	45 59	113	A	Fresno St.	48 65
18	H	Florida St.	62 87	49	A	Saint Mary's (CA)	71 73	65	H	Green Bay	62 76	124	H	IUPUI	66 67
								77	A	Wright St.	57 61	127	H	Youngstown St.	71 68
								77	H	Wright St.	69 73	164	N	UC Riverside	56 54
												180	H	Wisconsin	57 68
												226	A	North Dakota	64 46
												265	H	Columbia	78 65
												269	H	Cleveland St.	59 53
												279	A	Northern Ky.	54 55
												279	H	Northern Ky.	59 38
												304	A	Oakland	79 52
												319	A	North Dakota St.	57 55
												331	H	UIC	72 53
												334	H	Purdue Fort Wayne	70 48
												336	A	Detroit Mercy	62 44
LAST 12 Division I GAMES:															
279	H	Northern Ky.	59 38	304	A	Oakland	79 52	269	H	Cleveland St.	59 53	127	H	Youngstown St.	71 68
77	H	Wright St.	69 73	65	A	Green Bay	45 59	77	A	Wright St.	57 61	279	A	Northern Ky.	54 55
65	A	Green Bay	62 76	331	H	UIC	72 53	65	H	Green Bay	62 76	336	A	Detroit Mercy	62 44
331	H	UIC	72 53	124	H	IUPUI	66 67								
124	H	IUPUI	66 67	336	A	Detroit Mercy	62 44								

Non-Div I Games:

Milwaukee

■ Loss, 
■ Non-Conf, 
■ S Site, 
■ H Home 
■ A Away 
N Neutral

Average RPI Win:	193	WON-LOST	WINNING	LAST 10	STRENGTH OF	OPP. STRENGTH	TEAM	ADJ.	CONF.	ADJ CONF.
Average RPI Loss:	76	RECORD	PCT. RANK	GAMES	SCHEDULE	OF SCHEDULE	RPI	RPI	RPI	RPI
DIV. I ONLY	16- 7	73	1- 0	203	66	117	117	4	4	
DIV. I NON-CONF.	11- 0	1	0- 0	343	173	89	89	6	6	
TOTALS	RPI 1-25	RPI 26-50	W-L RECORDS	RPI 51-100	RPI 101-150	RPI 150+				
16- 7	2- 2	1- 1	OVERALL	1- 1	1- 2	11- 1				
11- 4	2- 1	0- 1	HOME	0- 0	0- 1	9- 1				
5- 3	0- 1	1- 0	AWAY	1- 1	1- 1	2- 0				
0- 0	0- 0	0- 0	NEUTRAL	0- 0	0- 0	0- 0				
11- 0	1- 0	0- 0	NON-CONFERENCE	0- 0	1- 0	9- 0				
9- 0	1- 0	0- 0	HOME	0- 0	0- 0	8- 0				
2- 0	0- 0	0- 0	AWAY	0- 0	1- 0	1- 0				
0- 0	0- 0	0- 0	NEUTRAL	0- 0	0- 0	0- 0				
5- 7	1- 2	1- 1	CONFERENCE	1- 1	0- 2	2- 1				
2- 4	1- 1	0- 1	HOME	0- 0	0- 1	1- 1				
3- 3	0- 1	1- 0	AWAY	1- 1	0- 1	1- 0				
0- 0	0- 0	0- 0	NEUTRAL	0- 0	0- 0	0- 0				

RPI	S	Opponent	Score	RPI	S	Opponent	Score	RPI	S	Opponent	Score	RPI	S	Opponent	Score	Team's RPI: 117
8	H	Syracuse	72 68	39	A	Indiana	65 61	59	A	Michigan	60 76	101	H	Ohio St.	55 65	
12	H	Iowa	63 81	46	H	Purdue	53 64	82	A	Northwestern	61 54	106	A	Nebraska	57 63	
15	H	Rutgers	60 46									109	A	Boston College	77 69	
23	A	Michigan St.	68 86									171	A	Xavier	78 53	
												180	A	Wisconsin	78 50	
												180	H	Wisconsin	74 56	
												186	H	Illinois	62 66	
												223	H	Rhode Island	91 71	
												250	H	Air Force	67 50	
												255	H	San Diego	53 48	
												277	H	Cornell	65 45	
												310	H	New Hampshire	70 47	
												321	H	Incarinate Word	75 39	
												327	H	Coppin St.	84 52	
												347	H	Ark.-Pine Bluff	84 42	
LAST 12 Division I GAMES:																
				39	A	Indiana	65 61			180	A	Wisconsin	78 50			
				15	H	Rutgers	60 46			12	H	Iowa	63 81			
				82	A	Northwestern	61 54			23	A	Michigan St.	68 86			
				101	H	Ohio St.	55 65			186	H	Illinois	62 66			
				46	H	Purdue	53 64			59	A	Michigan	60 76			
				106	A	Nebraska	57 63			180	H	Wisconsin	74 56			

Non-Div I Games:

Minnesota

■ Loss, 
■ Non-Conf, 
■ S Site, 
■ H Home 
■ A Away 
N Neutral

Average RPI Win:	132	WON-LOST	WINNING	LAST 10	STRENGTH OF	OPP. STRENGTH	TEAM	ADJ.	CONF.	ADJ CONF.
Average RPI Loss:	5	RECORD	PCT. RANK	GAMES	SCHEDULE	OF SCHEDULE	RPI	RPI	RPI	RPI
DIV. I ONLY	21- 1	2	1- 0	49	39	7	7	5	5	
DIV. I NON-CONF.	12- 1	11	0- 0	88	42	13	13	5	5	
TOTALS	RPI 1-25	RPI 26-50	W-L RECORDS	RPI 51-100	RPI 101-150	RPI 150+				
21- 1	2- 1	2- 0	OVERALL	7- 0	2- 0	8- 0				
11- 0	2- 0	1- 0	HOME	2- 0	0- 0	6- 0				
10- 1	0- 1	1- 0	AWAY	5- 0	2- 0	2- 0				
0- 0	0- 0	0- 0	NEUTRAL	0- 0	0- 0	0- 0				
12- 1	1- 1	1- 0	NON-CONFERENCE	3- 0	1- 0	6- 0				
7- 0	1- 0	0- 0	HOME	1- 0	0- 0	5- 0				
5- 1	0- 1	1- 0	AWAY	2- 0	1- 0	1- 0				
0- 0	0- 0	0- 0	NEUTRAL	0- 0	0- 0	0- 0				
9- 0	1- 0	1- 0	CONFERENCE	4- 0	1- 0	2- 0				
4- 0	1- 0	1- 0	HOME	1- 0	0- 0	1- 0				
5- 0	0- 0	0- 0	AWAY	3- 0	1- 0	1- 0				
0- 0	0- 0	0- 0	NEUTRAL	0- 0	0- 0	0- 0				

RPI 1-25				RPI 26-50				RPI 51-100				RPI 101+			
RPI	S	Opponent	Score	RPI	S	Opponent	Score	RPI	S	Opponent	Score	RPI	S	Opponent	Score
5	A	Oregon	74 82	26	H	Kentucky	86 71	53	A	LSU	68 35	128	A	Alabama	65 49
9	H	Marquette	87 82	29	A	Texas	67 49	57	H	Lamar University	104 53	143	A	Washington	103 56
16	H	South Carolina	89 74					58	A	Little Rock	98 63	191	A	Southern Miss.	86 42
								63	A	Auburn	85 59	197	H	Ole Miss	80 49
								74	A	Arkansas	93 69	203	A	Florida	90 42
								96	A	Virginia	72 44	221	H	Furman	106 41
								100	H	Georgia	80 71	222	H	Southeast Mo. St.	88 53
												252	H	Louisiana	104 36
												298	H	Jackson St.	105 38
												327	H	Coppin St.	110 38
LAST 12 Division I GAMES:															
128	A	Alabama	65 49	100	H	Georgia	80 71								
53	A	LSU	68 35	26	H	Kentucky	86 71								
197	H	Ole Miss	80 49	74	A	Arkansas	93 69								
203	A	Florida	90 42	252	H	Louisiana	104 36								
16	H	South Carolina	89 74	143	A	Washington	103 56								
63	A	Auburn	85 59	5	A	Oregon	74 82								

Non-Div I Games:

Mississippi St.

■ Loss, 
 ■ Non-Conf, S Site, 
 ■ Home 
 ■ Away 
 N Neutral

Average RPI Win:	273	WON-LOST	WINNING	LAST 10	STRENGTH OF	OPP. STRENGTH	TEAM	ADJ.	CONF.	ADJ CONF.
Average RPI Loss:	196	RECORD	PCT. RANK	GAMES	SCHEDULE	OF SCHEDULE	RPI	RPI	RPI	RPI
DIV. I ONLY	4- 17	320	0- 1	255	332	309	309	29	29	
DIV. I NON-CONF.	1- 10	330	0- 0	95	297	272	272	27	27	
TOTALS	RPI 1-25	RPI 26-50	W-L RECORDS	RPI 51-100	RPI 101-150	RPI 150+				
4- 17	0- 0	0- 1	OVERALL	0- 2	0- 2	4- 12				
1- 4	0- 0	0- 0	HOME	0- 0	0- 1	1- 3				
3- 12	0- 0	0- 1	AWAY	0- 1	0- 1	3- 9				
0- 1	0- 0	0- 0	NEUTRAL	0- 1	0- 0	0- 0				
1- 10	0- 0	0- 1	NON-CONFERENCE	0- 2	0- 2	1- 5				
0- 1	0- 0	0- 0	HOME	0- 0	0- 1	0- 0				
1- 8	0- 0	0- 1	AWAY	0- 1	0- 1	1- 5				
0- 1	0- 0	0- 0	NEUTRAL	0- 1	0- 0	0- 0				
3- 7	0- 0	0- 0	CONFERENCE	0- 0	0- 0	3- 7				
1- 3	0- 0	0- 0	HOME	0- 0	0- 0	1- 3				
2- 4	0- 0	0- 0	AWAY	0- 0	0- 0	2- 4				
0- 0	0- 0	0- 0	NEUTRAL	0- 0	0- 0	0- 0				

RPI	S	Opponent	Score	RPI	S	Opponent	Score	RPI	S	Opponent	Score	RPI	S	Opponent	Score	Team's RPI: 309
41	A	TCU	47 96	56	A	Middle Tenn.	51 101	136	A	UT Martin	51 110	142	H	North Ala.	72 86	
				81	N	Troy	54 75	168	A	Southern U.	67 74	175	A	Arkansas St.	57 60	
								181	A	Nicholls St.	47 72	191	A	Southern Miss.	60 67	
								201	H	Prairie View	65 75	207	A	SMU	47 62	
								211	A	Grambling	54 52	217	H	Texas Southern	50 68	
								246	H	Alabama St.	64 62	287	A	Austin Peay	95 89	
								295	A	La.-Monroe	65 72	298	A	Jackson St.	56 87	
								300	A	Alabama A&M	70 78	300	H	Alabama A&M	60 80	
								347	A	Ark.-Pine Bluff	62 56	350	A	Alcorn	63 73	
LAST 12 Division I GAMES:																
300	A	Alabama A&M	70 78	350	A	Alcorn	63 73									
211	A	Grambling	54 52	246	H	Alabama St.	64 62									
298	A	Jackson St.	56 87	300	H	Alabama A&M	60 80									
217	H	Texas Southern	50 68	347	A	Ark.-Pine Bluff	62 56									
201	H	Prairie View	65 75	136	A	UT Martin	51 110									
168	A	Southern U.	67 74	142	H	North Ala.	72 86									

Non-Div I Games:

Mississippi Val.

■ Loss, 
 ■ Non-Conf, 
 ■ S Site, 
 ■ H Home 
 ■ A Away 
 N Neutral

Average RPI Win:	131	WON-LOST	WINNING	LAST 10	STRENGTH OF	OPP. STRENGTH	TEAM	ADJ.	CONF.	ADJ CONF.
Average RPI Loss:	66	RECORD	PCT. RANK	GAMES	SCHEDULE	OF SCHEDULE	RPI	RPI	RPI	RPI
DIV. I ONLY	17- 7	68	1- 0	39	63	31	31	5	5	
DIV. I NON-CONF.	11- 3	56	1- 0	82	96	42	42	5	5	
TOTALS	RPI 1-25	RPI 26-50	W-L RECORDS	RPI 51-100	RPI 101-150	RPI 150+				
17- 7	1- 1	0- 2	OVERALL	8- 3	0- 0	8- 1				
10- 2	1- 0	0- 1	HOME	4- 1	0- 0	5- 0				
5- 4	0- 1	0- 1	AWAY	2- 1	0- 0	3- 1				
2- 1	0- 0	0- 0	NEUTRAL	2- 1	0- 0	0- 0				
11- 3	0- 0	0- 1	NON-CONFERENCE	4- 2	0- 0	7- 0				
5- 2	0- 0	0- 1	HOME	1- 1	0- 0	4- 0				
4- 0	0- 0	0- 0	AWAY	1- 0	0- 0	3- 0				
2- 1	0- 0	0- 0	NEUTRAL	2- 1	0- 0	0- 0				
6- 4	1- 1	0- 1	CONFERENCE	4- 1	0- 0	1- 1				
5- 0	1- 0	0- 0	HOME	3- 0	0- 0	1- 0				
1- 4	0- 1	0- 1	AWAY	1- 1	0- 0	0- 1				
0- 0	0- 0	0- 0	NEUTRAL	0- 0	0- 0	0- 0				

RPI 1-25				RPI 26-50				Team's RPI: 31	RPI 51-100				RPI 101+			
RPI	S	Opponent	Score	RPI	S	Opponent	Score		RPI	S	Opponent	Score	RPI	S	Opponent	Score
16	A	South Carolina	65 79	26	A	Kentucky	41 52		53	A	LSU	51 61	175	H	Arkansas St.	70 50
20	H	Texas A&M	70 65	38	H	South Dakota	61 74		59	N	Michigan	54 70	183	H	Texas St.	69 50
									60	H	Missouri St.	65 61	186	A	Illinois	67 45
									63	H	Auburn	74 65	193	A	Saint Louis	74 62
									64	A	Tennessee	66 64	197	H	Ole Miss	78 55
									65	H	Green Bay	49 56	203	A	Florida	56 58
									66	N	Duke	62 54	216	A	Western Ill.	89 64
									68	N	Quinnipiac	65 51	239	H	UMKC	66 59
									70	A	West Virginia	68 51	258	H	SIUE	59 36
									74	H	Arkansas	71 53				
									100	H	Georgia	61 35				
LAST 12 Division I GAMES:																
66	N	Duke	62 54	16	A	South Carolina	65 79									
68	N	Quinnipiac	65 51	100	H	Georgia	61 35									
20	H	Texas A&M	70 65	203	A	Florida	56 58									
53	A	LSU	51 61	74	H	Arkansas	71 53									
63	H	Auburn	74 65	64	A	Tennessee	66 64									
26	A	Kentucky	41 52	197	H	Ole Miss	78 55									

Non-Div I Games:

Missouri

■ Loss, 
 ■ Non-Conf, S Site, 
 ■ Home 
 ■ Away 
 N Neutral

Average RPI Win:	177	WON-LOST	WINNING	LAST 10	STRENGTH OF	OPP. STRENGTH	TEAM	ADJ.	CONF.	ADJ CONF.
Average RPI Loss:	104	RECORD	PCT. RANK	GAMES	SCHEDULE	OF SCHEDULE	RPI	RPI	RPI	RPI
DIV. I ONLY	14- 7	80	1- 0	77	118	60	60	13	13	
DIV. I NON-CONF.	4- 7	228	0- 0	55	56	156	156	14	14	
TOTALS	RPI 1-25	RPI 26-50	W-L RECORDS	RPI 51-100	RPI 101-150	RPI 150+				
14- 7	1- 1	0- 3	OVERALL	2- 0	2- 0	9- 3				
7- 2	0- 1	0- 1	HOME	1- 0	0- 0	6- 0				
5- 5	1- 0	0- 2	AWAY	1- 0	1- 0	2- 3				
2- 0	0- 0	0- 0	NEUTRAL	0- 0	1- 0	1- 0				
4- 7	0- 1	0- 3	NON-CONFERENCE	1- 0	1- 0	2- 3				
2- 2	0- 1	0- 1	HOME	1- 0	0- 0	1- 0				
0- 5	0- 0	0- 2	AWAY	0- 0	0- 0	0- 3				
2- 0	0- 0	0- 0	NEUTRAL	0- 0	1- 0	1- 0				
10- 0	1- 0	0- 0	CONFERENCE	1- 0	1- 0	7- 0				
5- 0	0- 0	0- 0	HOME	0- 0	0- 0	5- 0				
5- 0	1- 0	0- 0	AWAY	1- 0	1- 0	2- 0				
0- 0	0- 0	0- 0	NEUTRAL	0- 0	0- 0	0- 0				

RPI 1-25				RPI 26-50				RPI 51-100				Team's RPI: 60	RPI 101+			
RPI	S	Opponent	Score	RPI	S	Opponent	Score	RPI	S	Opponent	Score		RPI	S	Opponent	Score
13	H	Gonzaga	67 70	31	A	Missouri	61 65	58	H	Little Rock	48 44		146	A	Bradley	68 56
22	A	Drake	85 79	38	H	South Dakota	74 85	84	A	UNI	63 58		150	N	Louisiana Tech	82 70
				39	A	Indiana	74 98						163	A	Southern Ill.	70 58
													163	H	Southern Ill.	66 51
													173	A	North Texas	76 83
													174	H	Indiana St.	71 58
													182	H	Ball St.	74 54
													184	A	Santa Clara	73 77
													195	A	Illinois St.	59 47
													248	H	Loyola Chicago	84 49
													251	A	Wichita St.	60 63
													258	N	SIUE	68 65
													293	H	Valparaiso	108 63
													339	H	Evansville	88 66
LAST 12 Division I GAMES:																
163	A	Southern Ill.	70 58	146	A	Bradley	68 56	163	H	Southern Ill.	66 51		339	H	Evansville	88 66
84	A	UNI	63 58	22	A	Drake	85 79	174	H	Indiana St.	71 58		58	H	Little Rock	48 44
293	H	Valparaiso	108 63	248	H	Loyola Chicago	84 49	258	N	SIUE	68 65					
195	A	Illinois St.	59 47													

Non-Div I Games:

Missouri St.

■ Loss, 
■ Non-Conf, S Site, 
■ Home 
■ Away 
N Neutral

Average RPI Win: <b>255</b>	WON-LOST	WINNING	LAST 10	STRENGTH OF	OPP. STRENGTH	TEAM	ADJ.	CONF.	ADJ CONF.
Average RPI Loss: <b>161</b>	RECORD	PCT. RANK	GAMES	SCHEDULE	OF SCHEDULE	RPI	RPI	RPI	RPI
DIV. I ONLY	9- 13	227	1- 0	201	256	213	213	26	26
DIV. I NON-CONF.	4- 7	228	0- 0	197	216	228	228	28	28
TOTALS	RPI 1-25	RPI 26-50	W-L RECORDS	RPI 51-100	RPI 101-150	RPI 150+			
9- 13	0- 0	0- 0	OVERALL	0- 5	0- 1	9- 7			
4- 6	0- 0	0- 0	HOME	0- 3	0- 0	4- 3			
5- 7	0- 0	0- 0	AWAY	0- 2	0- 1	5- 4			
0- 0	0- 0	0- 0	NEUTRAL	0- 0	0- 0	0- 0			
4- 7	0- 0	0- 0	NON-CONFERENCE	0- 3	0- 0	4- 4			
2- 3	0- 0	0- 0	HOME	0- 2	0- 0	2- 1			
2- 4	0- 0	0- 0	AWAY	0- 1	0- 0	2- 3			
0- 0	0- 0	0- 0	NEUTRAL	0- 0	0- 0	0- 0			
5- 6	0- 0	0- 0	CONFERENCE	0- 2	0- 1	5- 3			
2- 3	0- 0	0- 0	HOME	0- 1	0- 0	2- 2			
3- 3	0- 0	0- 0	AWAY	0- 1	0- 1	3- 1			
0- 0	0- 0	0- 0	NEUTRAL	0- 0	0- 0	0- 0			

RPI S	Opponent	Score	RPI S	Opponent	Score	RPI S	Opponent	Score	RPI S	Opponent	Score	Team's RPI: 213
						51	H Bucknell	32 70	148	A Marist	45 69	
						67	A Virginia Tech	49 82	152	A Lehigh	48 63	
						68	A Quinnipiac	38 67	176	A Rider	50 65	
						68	H Quinnipiac	46 58	176	H Rider	43 55	
						93	H Princeton	47 79	192	A George Washington	55 51	
									202	A East Carolina	67 73	
									209	H Navy	68 67	
									225	A Sacred Heart	55 50	
									235	H Albany (NY)	64 56	
									238	H Niagara	76 54	
									278	A Siena	56 54	
									278	H Siena	68 77	
									280	H Canisius	67 61	
									306	H Loyola Maryland	67 75	
									308	A Fairfield	73 63	
									310	A Lafayette	69 73	
									330	A Iona	55 38	
LAST 12 Division I GAMES:												
278	A Siena	56 54	278	H Siena	68 77							
176	A Rider	50 65	148	A Marist	45 69							
308	A Fairfield	73 63	68	A Quinnipiac	38 67							
68	H Quinnipiac	46 58	176	H Rider	43 55							
238	H Niagara	76 54	330	A Iona	55 38							
280	H Canisius	67 61	306	H Loyola Maryland	67 75							

Non-Div I Games:

Monmouth

Montana

Through Games Of Feb. 9, 2019

Average RPI Win:	208	WON-LOST	WINNING	LAST 10	STRENGTH OF	OPP. STRENGTH	TEAM	ADJ.	CONF.	ADJ CONF.
Average RPI Loss:	112	RECORD	PCT. RANK	GAMES	SCHEDULE	OF SCHEDULE	RPI	RPI	RPI	RPI
DIV. I ONLY	9- 11	200	1- 0	138	138	165	165	16	16	
DIV. I NON-CONF.	4- 4	162	1- 0	32	137	76	76	12	12	
TOTALS	RPI 1-25	RPI 26-50	W-L RECORDS	RPI 51-100	RPI 101-150	RPI 150+				
9- 11	0- 1	0- 1	OVERALL	3- 2	0- 5	6- 2				
5- 3	0- 0	0- 1	HOME	3- 0	0- 1	2- 1				
3- 8	0- 1	0- 0	AWAY	0- 2	0- 4	3- 1				
1- 0	0- 0	0- 0	NEUTRAL	0- 0	0- 0	1- 0				
4- 4	0- 1	0- 1	NON-CONFERENCE	2- 1	0- 1	2- 0				
2- 1	0- 0	0- 1	HOME	2- 0	0- 0	0- 0				
1- 3	0- 1	0- 0	AWAY	0- 1	0- 1	1- 0				
1- 0	0- 0	0- 0	NEUTRAL	0- 0	0- 0	1- 0				
5- 7	0- 0	0- 0	CONFERENCE	1- 1	0- 4	4- 2				
3- 2	0- 0	0- 0	HOME	1- 0	0- 1	2- 1				
2- 5	0- 0	0- 0	AWAY	0- 1	0- 3	2- 1				
0- 0	0- 0	0- 0	NEUTRAL	0- 0	0- 0	2- 0				

RPI	S	Opponent	Score	RPI	S	Opponent	Score	RPI	S	Opponent	Score	RPI	S	Opponent	Score	Team's RPI: 165
13	A	Gonzaga	52 76	38	H	South Dakota	41 64	78	A	Arizona	51 100	102	A	Idaho St.	34 50	
								86	A	Idaho	68 76	107	H	Northern Colo.	62 73	
								86	H	Idaho	82 79	138	A	Montana St.	52 74	
								92	H	UC Davis	62 56	140	A	Portland St.	60 78	
								98	H	Northern Ill.	86 70	143	A	Washington	54 69	
												196	A	Eastern Wash.	64 67	
												196	H	Eastern Wash.	62 68	
												214	N	Saint Francis (PA)	79 77	
												230	A	Sacramento St.	88 86	
												234	H	Northern Ariz.	78 62	
												270	H	Southern Utah	79 57	
												314	A	Weber St.	72 60	
												338	A	Grand Canyon	69 47	
LAST 12 Division I GAMES:																
214	N	Saint Francis (PA)	79 77	102	A	Idaho St.	34 50									
92	H	UC Davis	62 56	86	H	Idaho	82 79									
196	A	Eastern Wash.	64 67	107	H	Northern Colo.	62 73									
86	A	Idaho	68 76	196	H	Eastern Wash.	62 68									
138	A	Montana St.	52 74	140	A	Portland St.	60 78									
314	A	Weber St.	72 60	230	A	Sacramento St.	88 86									

Non-Div I Games: Providence (MT) 90 45

Montana

Loss, Non-Conf, S Site, H Home A Away N Neutral



Average RPI Win:	221	WON-LOST	WINNING	LAST 10	STRENGTH OF	OPP. STRENGTH	TEAM	ADJ.	CONF.	ADJ CONF.
Average RPI Loss:	82	RECORD	PCT. RANK	GAMES	SCHEDULE	OF SCHEDULE	RPI	RPI	RPI	RPI
DIV. I ONLY	11- 11	163	1- 0	130	113	138	138	16	16	
DIV. I NON-CONF.	4- 5	190	1- 0	43	48	96	96	12	12	
TOTALS	RPI 1-25	RPI 26-50	W-L RECORDS	RPI 51-100	RPI 101-150	RPI 150+				
11- 11	0- 1	0- 3	OVERALL	0- 3	1- 3	10- 1				
5- 4	0- 0	0- 1	HOME	0- 1	0- 1	5- 1				
5- 7	0- 1	0- 2	AWAY	0- 2	1- 2	4- 0				
1- 0	0- 0	0- 0	NEUTRAL	0- 0	0- 0	1- 0				
4- 5	0- 1	0- 3	NON-CONFERENCE	0- 1	0- 0	4- 0				
2- 1	0- 0	0- 1	HOME	0- 0	0- 0	2- 0				
1- 4	0- 1	0- 2	AWAY	0- 1	0- 0	1- 0				
1- 0	0- 0	0- 0	NEUTRAL	0- 0	0- 0	1- 0				
7- 6	0- 0	0- 0	CONFERENCE	0- 2	1- 3	6- 1				
3- 3	0- 0	0- 0	HOME	0- 1	0- 1	3- 1				
4- 3	0- 0	0- 0	AWAY	0- 1	1- 2	3- 0				
0- 0	0- 0	0- 0	NEUTRAL	0- 0	0- 0	0- 0				

RPI	S	Opponent	Score	RPI	S	Opponent	Score	RPI	S	Opponent	Score	RPI	S	Opponent	Score
9	A	Marquette	52 100	28	H	South Dakota St.	67 88	54	A	SFA	53 60	102	A	Idaho St.	43 61
				41	A	TCU	49 71	86	A	Idaho	65 90	107	A	Northern Colo.	79 66
				50	A	Wyoming	58 66	86	H	Idaho	66 82	107	H	Northern Colo.	73 84
												140	A	Portland St.	53 55
												154	N	Delaware	69 60
												165	H	Montana	74 52
												183	A	Texas St.	67 59
												196	A	Eastern Wash.	61 47
												196	H	Eastern Wash.	87 89
												230	A	Sacramento St.	69 53
												234	H	Northern Ariz.	80 70
												259	H	Long Beach St.	85 62
												270	H	Southern Utah	69 64
												314	A	Weber St.	66 59
												317	H	Omaha	59 56
LAST 12 Division I GAMES:															
183	A	Texas St.	67 59	314	A	Weber St.	66 59								
86	A	Idaho	65 90	196	H	Eastern Wash.	87 89								
196	A	Eastern Wash.	61 47	107	A	Northern Colo.	79 66								
107	H	Northern Colo.	73 84	86	H	Idaho	66 82								
165	H	Montana	74 52	230	A	Sacramento St.	69 53								
102	A	Idaho St.	43 61	140	A	Portland St.	53 55								

Non-Div I Games: Carroll (MT) 64 48

Montana St.

Loss, Non-Conf, S Site, H Home A Away N Neutral

Average RPI Win:	248	WON-LOST	WINNING	LAST 10	STRENGTH OF	OPP. STRENGTH	TEAM	ADJ.	CONF.	ADJ CONF.
Average RPI Loss:	130	RECORD	PCT. RANK	GAMES	SCHEDULE	OF SCHEDULE	RPI	RPI	RPI	RPI
DIV. I ONLY	16- 7	73	0- 1	218	283	122	122	22	22	
DIV. I NON-CONF.	7- 4	109	0- 0	245	289	151	151	21	21	
TOTALS	RPI 1-25	RPI 26-50	W-L RECORDS	RPI 51-100	RPI 101-150	RPI 150+				
16- 7	0- 1	0- 1	OVERALL	1- 2	2- 0	13- 3				
9- 2	0- 0	0- 0	HOME	0- 1	2- 0	7- 1				
7- 5	0- 1	0- 1	AWAY	1- 1	0- 0	6- 2				
0- 0	0- 0	0- 0	NEUTRAL	0- 0	0- 0	0- 0				
7- 4	0- 1	0- 1	NON-CONFERENCE	1- 0	0- 0	6- 2				
4- 1	0- 0	0- 0	HOME	0- 0	0- 0	4- 1				
3- 3	0- 1	0- 1	AWAY	1- 0	0- 0	2- 1				
0- 0	0- 0	0- 0	NEUTRAL	0- 0	0- 0	0- 0				
9- 3	0- 0	0- 0	CONFERENCE	0- 2	2- 0	7- 1				
5- 1	0- 0	0- 0	HOME	0- 1	2- 0	3- 0				
4- 2	0- 0	0- 0	AWAY	0- 1	0- 0	4- 1				
0- 0	0- 0	0- 0	NEUTRAL	0- 0	0- 0	0- 0				

RPI 1-25				RPI 26-50				RPI 51-100				RPI 101+ Team's RPI: 122			
RPI	S	Opponent	Score	RPI	S	Opponent	Score	RPI	S	Opponent	Score	RPI	S	Opponent	Score
2	A	Baylor	58 96	26	A	Kentucky	57 87	62	A	Belmont	50 77	131	H	Tennessee Tech	77 56
								62	H	Belmont	57 77	136	H	UT Martin	85 75
								95	A	Radford	79 72	204	H	Jacksonville St.	66 55
												214	A	Saint Francis (PA)	83 89
												222	H	Southeast Mo. St.	82 54
												233	A	N.C. A&T	72 67
												254	H	St. Francis Brooklyn	94 101
												258	A	SIUE	73 67
												260	A	Gardner-Webb	84 69
												268	A	Eastern Ill.	67 57
												284	A	Murray St.	83 61
												287	A	Austin Peay	80 81
												290	A	Tennessee St.	85 62
												290	H	Tennessee St.	71 55
												293	H	Valparaiso	68 62
												322	H	Lipscomb	79 44
												339	H	Evansville	85 63
												346	H	Chicago St.	104 68
LAST 12 Division I GAMES:															
				62	H	Belmont	57 77	136	H	UT Martin	85 75				
				290	H	Tennessee St.	71 55	222	H	Southeast Mo. St.	82 54				
				268	A	Eastern Ill.	67 57	290	A	Tennessee St.	85 62				
				258	A	SIUE	73 67	62	A	Belmont	50 77				
				204	H	Jacksonville St.	66 55	287	A	Austin Peay	80 81				
				131	H	Tennessee Tech	77 56	284	A	Murray St.	83 61				

Non-Div I Games: Alice Lloyd 121 56 Ky. Christian 119 28

Morehead St.

Loss, Non-Conf, S Site, H Home A Away N Neutral

Average RPI Win: <b>327</b>	WON-LOST	WINNING	LAST 10	STRENGTH OF	OPP. STRENGTH	TEAM	ADJ.	CONF.	ADJ CONF.
Average RPI Loss: <b>173</b>	RECORD	PCT. RANK	GAMES	SCHEDULE	OF SCHEDULE	RPI	RPI	RPI	RPI
DIV. I ONLY	7- 15	265	0- 1	264	337	291	291	32	32
DIV. I NON-CONF.	1- 11	335	0- 1	162	204	320	320	32	32
TOTALS	RPI 1-25	RPI 26-50	W-L RECORDS	RPI 51-100	RPI 101-150	RPI 150+			
7- 15	0- 1	0- 0	OVERALL	0- 4	0- 2	7- 8			
4- 4	0- 0	0- 0	HOME	0- 0	0- 0	4- 4			
3- 8	0- 0	0- 0	AWAY	0- 3	0- 2	3- 3			
0- 3	0- 1	0- 0	NEUTRAL	0- 1	0- 0	0- 1			
1- 11	0- 1	0- 0	NON-CONFERENCE	0- 4	0- 2	1- 4			
1- 2	0- 0	0- 0	HOME	0- 0	0- 0	1- 2			
0- 6	0- 0	0- 0	AWAY	0- 3	0- 2	0- 1			
0- 3	0- 1	0- 0	NEUTRAL	0- 1	0- 0	0- 1			
6- 4	0- 0	0- 0	CONFERENCE	0- 0	0- 0	6- 4			
3- 2	0- 0	0- 0	HOME	0- 0	0- 0	3- 2			
3- 2	0- 0	0- 0	AWAY	0- 0	0- 0	3- 2			
0- 0	0- 0	0- 0	NEUTRAL	0- 0	0- 0	0- 0			

RPI 1-25				RPI 26-50				RPI 51-100				RPI 101+ Team's RPI: 291			
RPI	S	Opponent	Score	RPI	S	Opponent	Score	RPI	S	Opponent	Score	RPI	S	Opponent	Score
19	N	Maryland	44 68					54	A	SFA	42 69	105	A	Hartford	59 80
								59	A	Michigan	47 70	130	A	Western Ky.	43 90
								70	A	West Virginia	37 72	177	H	UMES	68 73
								100	N	Georgia	33 60	227	A	Howard	56 79
												233	A	N.C. A&T	29 62
												238	N	Niagara	57 67
												257	H	Bethune-Cookman	69 73
												296	H	UMBC	68 73
												301	A	South Carolina St.	63 61
												301	H	South Carolina St.	62 51
												302	H	Central Conn. St.	36 60
												318	H	UMass Lowell	61 49
												324	A	FIU	50 59
												327	A	Coppin St.	74 57
												342	A	N.C. Central	65 62
												348	H	Savannah St.	63 47
												349	H	Florida A&M	75 71
LAST 12 Division I GAMES:															
238	N	Niagara	57 67	233	A	N.C. A&T	29 62								
301	A	South Carolina St.	63 61	227	A	Howard	56 79								
327	A	Coppin St.	74 57	301	H	South Carolina St.	62 51								
349	H	Florida A&M	75 71	348	H	Savannah St.	63 47								
257	H	Bethune-Cookman	69 73	177	H	UMES	68 73								
342	A	N.C. Central	65 62	318	H	UMass Lowell	61 49								

Non-Div I Games: Washington Adventis60 43 Lincoln (PA) 46 **51**

Morgan St.

**Loss**, Non-Conf, S Site, **H** Home **A** Away N Neutral

## Mt. St. Mary's

Through Games Of Feb. 9, 2019

Average RPI Win:	258	WON-LOST	WINNING	LAST 10	STRENGTH OF	OPP. STRENGTH	TEAM	ADJ.	CONF.	ADJ CONF.
Average RPI Loss:	194	RECORD	PCT. RANK	GAMES	SCHEDULE	OF SCHEDULE	RPI	RPI	RPI	RPI
DIV. I ONLY	9- 11	200	0- 1	288	329	243	243	31	31	
DIV. I NON-CONF.	5- 5	162	0- 0	150	249	139	139	31	31	
TOTALS	RPI 1-25	RPI 26-50	W-L RECORDS	RPI 51-100	RPI 101-150	RPI 150+				
9- 11	0- 0	0- 0	OVERALL	1- 2	1- 0	7- 9				
5- 3	0- 0	0- 0	HOME	1- 0	1- 0	3- 3				
4- 8	0- 0	0- 0	AWAY	0- 2	0- 0	4- 6				
0- 0	0- 0	0- 0	NEUTRAL	0- 0	0- 0	0- 0				
5- 5	0- 0	0- 0	NON-CONFERENCE	1- 2	1- 0	3- 3				
2- 1	0- 0	0- 0	HOME	1- 0	1- 0	0- 1				
3- 4	0- 0	0- 0	AWAY	0- 2	0- 0	3- 2				
0- 0	0- 0	0- 0	NEUTRAL	0- 0	0- 0	0- 0				
4- 6	0- 0	0- 0	CONFERENCE	0- 0	0- 0	4- 6				
3- 2	0- 0	0- 0	HOME	0- 0	0- 0	3- 2				
1- 4	0- 0	0- 0	AWAY	0- 0	0- 0	1- 4				
0- 0	0- 0	0- 0	NEUTRAL	0- 0	0- 0	0- 0				

RPI 1-25			RPI 26-50			RPI 51-100			RPI 101+ Team's RPI: 243		
RPI	S	Opponent	Score	RPI	S	Opponent	Score	RPI	S	Opponent	Score
								59	A	Michigan	40 88
								67	A	Virginia Tech	51 83
								95	H	Radford	89 77
								115	H	Towson	87 78
								159	A	Duquesne	64 73
								176	A	Rider	67 85
								177	H	UMES	73 86
								214	A	Saint Francis (PA)	66 68
								214	H	Saint Francis (PA)	72 83
								218	A	Robert Morris	58 70
								225	A	Sacred Heart	41 76
								254	H	St. Francis Brooklyn	78 75
								260	A	Gardner-Webb	69 62
								296	A	UMBC	65 52
								302	H	Central Conn. St.	84 53
								305	H	Bryant	68 73
								306	A	Loyola Maryland	77 67
								323	A	Wagner	76 92
								344	A	Fairleigh Dickinson	63 47
								351	H	LIU Brooklyn	61 45
LAST 12 Division I GAMES:											
225	A	Sacred Heart	41 76	302	H	Central Conn. St.	84 53				
214	H	Saint Francis (PA)	72 83	305	H	Bryant	68 73				
254	H	St. Francis Brooklyn	78 75	214	A	Saint Francis (PA)	66 68				
351	H	LIU Brooklyn	61 45	218	A	Robert Morris	58 70				
344	A	Fairleigh Dickinson	63 47	95	H	Radford	89 77				
323	A	Wagner	76 92	177	H	UMES	73 86				

Non-Div I Games: Washington Col. 74 50

Mt. St. Mary's

■ Loss, 
 ■ Non-Conf, 
 ■ S Site, 
 ■ H Home 
 ■ A Away 
 N Neutral

Average RPI Win:	277	WON-LOST	WINNING	LAST 10	STRENGTH OF	OPP. STRENGTH	TEAM	ADJ.	CONF.	ADJ CONF.
Average RPI Loss:	159	RECORD	PCT. RANK	GAMES	SCHEDULE	OF SCHEDULE	RPI	RPI	RPI	RPI
DIV. I ONLY	7- 14	256	1- 0	256	218	284	284	22	22	
DIV. I NON-CONF.	2- 7	288	0- 0	261	141	313	313	21	21	
TOTALS	RPI 1-25	RPI 26-50	W-L RECORDS	RPI 51-100	RPI 101-150	RPI 150+				
7- 14	0- 0	0- 2	OVERALL	0- 2	0- 3	7- 7				
5- 5	0- 0	0- 0	HOME	0- 1	0- 1	5- 3				
2- 9	0- 0	0- 2	AWAY	0- 1	0- 2	2- 4				
0- 0	0- 0	0- 0	NEUTRAL	0- 0	0- 0	0- 0				
2- 7	0- 0	0- 2	NON-CONFERENCE	0- 1	0- 0	2- 4				
2- 2	0- 0	0- 0	HOME	0- 0	0- 0	2- 2				
0- 5	0- 0	0- 2	AWAY	0- 1	0- 0	0- 2				
0- 0	0- 0	0- 0	NEUTRAL	0- 0	0- 0	0- 0				
5- 7	0- 0	0- 0	CONFERENCE	0- 1	0- 3	5- 3				
3- 3	0- 0	0- 0	HOME	0- 1	0- 1	3- 1				
2- 4	0- 0	0- 0	AWAY	0- 0	0- 2	2- 2				
0- 0	0- 0	0- 0	NEUTRAL	0- 0	0- 0	0- 0				

RPI 1-25				RPI 26-50				RPI 51-100				RPI 101+ Team's RPI: 284			
RPI	S	Opponent	Score	RPI	S	Opponent	Score	RPI	S	Opponent	Score	RPI	S	Opponent	Score
				26	A	Kentucky	49 88	62	H	Belmont	58 65	122	H	Morehead St.	61 83
				45	A	Butler	65 86	64	A	Tennessee	77 98	131	A	Tennessee Tech	65 74
												136	A	UT Martin	67 75
												163	H	Southern Ill.	59 65
												175	A	Arkansas St.	63 74
												186	A	Illinois	52 84
												204	A	Jacksonville St.	64 59
												222	A	Southeast Mo. St.	64 59
												258	A	SIUE	54 71
												258	H	SIUE	81 75
												268	A	Eastern Ill.	67 75
												268	H	Eastern Ill.	60 51
												290	H	Tennessee St.	61 65
												300	H	Alabama A&M	53 59
												322	H	Lipscomb	97 61
												326	H	Eastern Ky.	81 63
												339	H	Evansville	81 53
LAST 12 Division I GAMES:															
				258	H	SIUE	81 75	258	A	SIUE	54 71				
				268	H	Eastern Ill.	60 51	268	A	Eastern Ill.	67 75				
				131	A	Tennessee Tech	65 74	222	A	Southeast Mo. St.	64 59				
				204	A	Jacksonville St.	64 59	136	A	UT Martin	67 75				
				290	H	Tennessee St.	61 65	326	H	Eastern Ky.	81 63				
				62	H	Belmont	58 65	122	H	Morehead St.	61 83				

Non-Div I Games: Oakland City 113 55 Bethel (TN) 86 50

Murray St.

Loss, Non-Conf, S Site, H Home A Away N Neutral

Average RPI Win:	306	WON-LOST	WINNING	LAST 10	STRENGTH OF	OPP. STRENGTH	TEAM	ADJ.	CONF.	ADJ CONF.
Average RPI Loss:	142	RECORD	PCT. RANK	GAMES	SCHEDULE	OF SCHEDULE	RPI	RPI	RPI	RPI
DIV. I ONLY	11- 9	140	0- 1	344	281	233	233	32	32	
DIV. I NON-CONF.	2- 9	297	0- 1	270	130	297	297	32	32	
TOTALS	RPI 1-25	RPI 26-50	W-L RECORDS	RPI 51-100	RPI 101-150	RPI 150+				
11- 9	0- 0	0- 0	OVERALL	0- 3	0- 3	11- 3				
3- 3	0- 0	0- 0	HOME	0- 0	0- 3	3- 0				
8- 4	0- 0	0- 0	AWAY	0- 1	0- 0	8- 3				
0- 2	0- 0	0- 0	NEUTRAL	0- 2	0- 0	0- 0				
2- 9	0- 0	0- 0	NON-CONFERENCE	0- 3	0- 3	2- 3				
0- 3	0- 0	0- 0	HOME	0- 0	0- 3	0- 0				
2- 4	0- 0	0- 0	AWAY	0- 1	0- 0	2- 3				
0- 2	0- 0	0- 0	NEUTRAL	0- 2	0- 0	0- 0				
9- 0	0- 0	0- 0	CONFERENCE	0- 0	0- 0	9- 0				
3- 0	0- 0	0- 0	HOME	0- 0	0- 0	3- 0				
6- 0	0- 0	0- 0	AWAY	0- 0	0- 0	6- 0				
0- 0	0- 0	0- 0	NEUTRAL	0- 0	0- 0	0- 0				

RPI 1-25			RPI 26-50			RPI 51-100			RPI 101+			Team's RPI: 233
RPI	S	Opponent	Score	RPI	S	Opponent	Score	RPI	S	Opponent	Score	
						75 N Maine	52 58	114 H VCU			48 54	
						76 N Yale	49 59	122 H Morehead St.			67 72	
						96 A Virginia	57 67	139 H Akron			36 49	
								177 A UMES			51 49	
								200 A Elon			64 73	
								209 A Navy			49 72	
								247 A ETSU			56 61	
								257 A Bethune-Cookman			72 48	
								291 H Morgan St.			62 29	
								294 A Fla. Atlantic			67 65	
								301 A South Carolina St.			58 44	
								327 H Coppin St.			66 42	
								337 A Western Caro.			69 51	
								342 A N.C. Central			52 49	
								345 A Delaware St.			67 47	
								345 H Delaware St.			72 49	
								349 A Florida A&M			56 48	
LAST 12 Division I GAMES:												
						76 N Yale	49 59	291 H Morgan St.			62 29	
						345 H Delaware St.	72 49	177 A UMES			51 49	
						257 A Bethune-Cookman	72 48	345 A Delaware St.			67 47	
						349 A Florida A&M	56 48	301 A South Carolina St.			58 44	
						342 A N.C. Central	52 49	294 A Fla. Atlantic			67 65	
						327 H Coppin St.	66 42	114 H VCU			48 54	

Non-Div I Games: Winston-Salem 60 56 Johnson C. Smith 50 53

N.C. A&amp;T

Loss, Non-Conf, S Site, H Home A Away N Neutral

Average RPI Win:	325	WON-LOST	WINNING	LAST 10	STRENGTH OF	OPP. STRENGTH	TEAM	ADJ.	CONF.	ADJ CONF.
Average RPI Loss:	216	RECORD	PCT. RANK	GAMES	SCHEDULE	OF SCHEDULE	RPI	RPI	RPI	RPI
DIV. I ONLY	5- 17	309	0- 1	340	341	342	342	32	32	
DIV. I NON-CONF.	2- 10	311	0- 0	286	296	341	341	32	32	
TOTALS	RPI 1-25	RPI 26-50	W-L RECORDS	RPI 51-100	RPI 101-150	RPI 150+				
5- 17	0- 1	0- 0	OVERALL	0- 0	0- 2	5- 14				
3- 8	0- 0	0- 0	HOME	0- 0	0- 1	3- 7				
2- 8	0- 1	0- 0	AWAY	0- 0	0- 1	2- 6				
0- 1	0- 0	0- 0	NEUTRAL	0- 0	0- 0	0- 1				
2- 10	0- 1	0- 0	NON-CONFERENCE	0- 0	0- 2	2- 7				
2- 4	0- 0	0- 0	HOME	0- 0	0- 1	2- 3				
0- 5	0- 1	0- 0	AWAY	0- 0	0- 1	0- 3				
0- 1	0- 0	0- 0	NEUTRAL	0- 0	0- 0	0- 1				
3- 7	0- 0	0- 0	CONFERENCE	0- 0	0- 0	3- 7				
1- 4	0- 0	0- 0	HOME	0- 0	0- 0	1- 4				
2- 3	0- 0	0- 0	AWAY	0- 0	0- 0	2- 3				
0- 0	0- 0	0- 0	NEUTRAL	0- 0	0- 0	0- 0				

RPI 1-25				RPI 26-50				RPI 51-100				RPI 101+ Team's RPI: 342			
RPI	S	Opponent	Score	RPI	S	Opponent	Score	RPI	S	Opponent	Score	RPI	S	Opponent	Score
12	A	Iowa	39 106									116	H	UNCW	82 89
												132	A	High Point	69 80
												157	A	Georgia St.	54 65
												177	A	UMES	49 59
												177	H	UMES	61 69
												188	H	Coastal Caro.	66 89
												200	H	Elon	54 83
												229	A	Memphis	56 77
												233	H	N.C. A&T	49 52
												257	A	Bethune-Cookman	54 72
												257	H	Bethune-Cookman	50 67
												262	A	Winthrop	41 66
												286	H	Wofford	66 59
												291	H	Morgan St.	62 65
												299	N	Kennesaw St.	54 78
												313	H	UNC Greensboro	66 57
												327	H	Coppin St.	62 57
												340	H	USC Upstate	63 82
												345	A	Delaware St.	61 71
												348	A	Savannah St.	71 67
												349	A	Florida A&M	64 57
LAST 12 Division I GAMES:															
177	H	UMES	61 69	327	H	Coppin St.	62 57								
349	A	Florida A&M	64 57	345	A	Delaware St.	61 71								
257	A	Bethune-Cookman	54 72	177	A	UMES	49 59								
348	A	Savannah St.	71 67	257	H	Bethune-Cookman	50 67								
233	H	N.C. A&T	49 52	229	A	Memphis	56 77								
291	H	Morgan St.	62 65	299	N	Kennesaw St.	54 78								

Non-Div I Games: Wilberforce 55 49

N.C. Central

■ Loss, 
 ■ Non-Conf, 
 ■ S Site, 
 ■ Home 
 ■ A Away 
 N Neutral

Average RPI Win:	99	WON-LOST	WINNING	LAST 10	STRENGTH OF	OPP. STRENGTH	TEAM	ADJ.	CONF.	ADJ CONF.
Average RPI Loss:	23	RECORD	PCT. RANK	GAMES	SCHEDULE	OF SCHEDULE	RPI	RPI	RPI	RPI
DIV. I ONLY	21- 2	6	0- 1	33	10	10	10	1	1	
DIV. I NON-CONF.	13- 0	1	0- 0	33	36	7	7	1	1	
TOTALS	RPI 1-25	RPI 26-50	W-L RECORDS	RPI 51-100	RPI 101-150	RPI 150+				
21- 2	1- 1	2- 1	OVERALL	10- 0	5- 0	3- 0				
13- 1	0- 0	1- 1	HOME	8- 0	2- 0	2- 0				
6- 1	0- 1	1- 0	AWAY	2- 0	3- 0	0- 0				
2- 0	1- 0	0- 0	NEUTRAL	0- 0	0- 0	1- 0				
13- 0	1- 0	0- 0	NON-CONFERENCE	7- 0	2- 0	3- 0				
9- 0	0- 0	0- 0	HOME	6- 0	1- 0	2- 0				
2- 0	0- 0	0- 0	AWAY	1- 0	1- 0	0- 0				
2- 0	1- 0	0- 0	NEUTRAL	0- 0	0- 0	1- 0				
8- 2	0- 1	2- 1	CONFERENCE	3- 0	3- 0	0- 0				
4- 1	0- 0	1- 1	HOME	2- 0	1- 0	0- 0				
4- 1	0- 1	1- 0	AWAY	1- 0	2- 0	0- 0				
0- 0	0- 0	0- 0	NEUTRAL	0- 0	0- 0	0- 0				

RPI S	Opponent	Score	RPI S	Opponent	Score	RPI S	Opponent	Score	RPI S	Opponent	Score
18 A	Florida St.	70 75	27 H	North Carolina	51 64	59 H	Michigan	66 55	108 A	Wake Forest	59 50
23 N	Michigan St.	78 74	47 H	Clemson	54 51	62 H	Belmont	77 62	109 A	Boston College	85 69
			48 A	Georgia Tech	68 60	66 H	Duke	63 51	126 H	Pittsburgh	63 34
						67 H	Virginia Tech	70 61	145 A	Chattanooga	78 58
						72 H	Old Dominion	85 56	149 H	Davidson	75 45
						75 H	Maine	84 46	179 H	Vanderbilt	74 54
						87 H	Kent St.	78 61	190 H	Hampton	83 51
						90 A	Georgetown	76 65	192 N	George Washington	69 61
						95 H	Radford	75 58			
						96 A	Virginia	66 38			
LAST 12 Division I GAMES:											
18 A	Florida St.	70 75	96 A	Virginia	66 38						
27 H	North Carolina	51 64	126 H	Pittsburgh	63 34						
108 A	Wake Forest	59 50	109 A	Boston College	85 69						
48 A	Georgia Tech	68 60	66 H	Duke	63 51						
47 H	Clemson	54 51	149 H	Davidson	75 45						
67 H	Virginia Tech	70 61	145 A	Chattanooga	78 58						

Non-Div I Games:

NC State

■ Loss, 
 ■ Non-Conf, S Site, 
 ■ Home 
 ■ Away 
 N Neutral



Average RPI Win:	311	WON-LOST	WINNING	LAST 10	STRENGTH OF	OPP. STRENGTH	TEAM	ADJ.	CONF.	ADJ CONF.
Average RPI Loss:	191	RECORD	PCT. RANK	GAMES	SCHEDULE	OF SCHEDULE	RPI	RPI	RPI	RPI
DIV. I ONLY	5- 17	309	0- 1	274	320	320	320	24	24	
DIV. I NON-CONF.	3- 10	278	0- 0	287	336	314	314	26	26	
TOTALS	RPI 1-25	RPI 26-50	W-L RECORDS	RPI 51-100	RPI 101-150	RPI 150+				
5- 17	0- 0	0- 0	OVERALL	0- 4	0- 3	5- 10				
3- 7	0- 0	0- 0	HOME	0- 2	0- 2	3- 3				
2- 10	0- 0	0- 0	AWAY	0- 2	0- 1	2- 7				
0- 0	0- 0	0- 0	NEUTRAL	0- 0	0- 0	0- 0				
3- 10	0- 0	0- 0	NON-CONFERENCE	0- 3	0- 1	3- 6				
1- 4	0- 0	0- 0	HOME	0- 1	0- 1	1- 2				
2- 6	0- 0	0- 0	AWAY	0- 2	0- 0	2- 4				
0- 0	0- 0	0- 0	NEUTRAL	0- 0	0- 0	0- 0				
2- 7	0- 0	0- 0	CONFERENCE	0- 1	0- 2	2- 4				
2- 3	0- 0	0- 0	HOME	0- 1	0- 1	2- 1				
0- 4	0- 0	0- 0	AWAY	0- 0	0- 1	0- 3				
0- 0	0- 0	0- 0	NEUTRAL	0- 0	0- 0	0- 0				

RPI 1-25				RPI 26-50				RPI 51-100				RPI 101+				Team's RPI: 320	
RPI	S	Opponent	Score	RPI	S	Opponent	Score	RPI	S	Opponent	Score	RPI	S	Opponent	Score		
								70	A	West Virginia	50	95	105	H	Hartford	53	84
								71	H	FGCU	35	67	142	A	North Ala.	60	72
								73	A	Penn	42	85	142	H	North Ala.	54	77
								87	H	Kent St.	40	57	176	A	Rider	46	67
													215	A	Stetson	48	74
													222	H	Southeast Mo. St.	58	68
													227	A	Howard	57	77
													237	A	Liberty	47	58
													241	H	Jacksonville	56	61
													245	A	Colgate	71	53
													275	H	Vermont	63	71
													299	A	Kennesaw St.	47	70
													299	H	Kennesaw St.	66	60
													322	H	Lipscomb	80	67
													328	A	Saint Peter's	57	70
													337	H	Western Caro.	79	71
													344	A	Fairleigh Dickinson	43	64
													351	A	LIU Brooklyn	72	51
LAST 12 Division I GAMES:																	
299	A	Kennesaw St.	47	70	322	H	Lipscomb	80	67								
237	A	Liberty	47	58	142	A	North Ala.	60	72								
71	H	FGCU	35	67	299	H	Kennesaw St.	66	60								
142	H	North Ala.	54	77	105	H	Hartford	53	84								
215	A	Stetson	48	74	87	H	Kent St.	40	57								
241	H	Jacksonville	56	61	245	A	Colgate	71	53								

Non-Div I Games:

NJIT

■ Loss, 
■ Non-Conf, 
■ S Site, 
■ H Home 
■ A Away 
N Neutral

Average RPI Win: <b>241</b>	WON-LOST	WINNING	LAST 10	STRENGTH OF	OPP. STRENGTH	TEAM	ADJ.	CONF.	ADJ CONF.
Average RPI Loss: <b>172</b>	RECORD	PCT. RANK	GAMES	SCHEDULE	OF SCHEDULE	RPI	RPI	RPI	RPI
DIV. I ONLY	<b>8- 12</b>	<b>232</b>	<b>1- 0</b>	<b>152</b>	<b>293</b>	<b>209</b>	<b>209</b>	<b>19</b>	<b>19</b>
DIV. I NON-CONF.	<b>4- 5</b>	<b>190</b>	<b>0- 0</b>	<b>153</b>	<b>321</b>	<b>193</b>	<b>193</b>	<b>22</b>	<b>22</b>
TOTALS	RPI 1-25	RPI 26-50	W-L RECORDS	RPI 51-100	RPI 101-150	RPI 150+			
8- 12	0- 0	0- 0	OVERALL	0- 3	0- 3	8- 6			
4- 6	0- 0	0- 0	HOME	0- 3	0- 2	4- 1			
4- 6	0- 0	0- 0	AWAY	0- 0	0- 1	4- 5			
0- 0	0- 0	0- 0	NEUTRAL	0- 0	0- 0	0- 0			
4- 5	0- 0	0- 0	NON-CONFERENCE	0- 1	0- 2	4- 2			
2- 2	0- 0	0- 0	HOME	0- 1	0- 1	2- 0			
2- 3	0- 0	0- 0	AWAY	0- 0	0- 1	2- 2			
0- 0	0- 0	0- 0	NEUTRAL	0- 0	0- 0	0- 0			
4- 7	0- 0	0- 0	CONFERENCE	0- 2	0- 1	4- 4			
2- 4	0- 0	0- 0	HOME	0- 2	0- 1	2- 1			
2- 3	0- 0	0- 0	AWAY	0- 0	0- 0	2- 3			
0- 0	0- 0	0- 0	NEUTRAL	0- 0	0- 0	0- 0			

RPI S	Opponent	Score	RPI S	Opponent	Score	RPI S	Opponent	Score	RPI S	Opponent	Score	Team's RPI: 209
						51	H Bucknell	43 <b>77</b>	144	H Boston U.	35 <b>49</b>	
						73	H Penn	61 <b>65</b>	147	A Colorado	43 <b>59</b>	
						94	H American	45 <b>58</b>	148	H Marist	48 <b>72</b>	
									152	A Lehigh	55 <b>66</b>	
									152	H Lehigh	38 <b>56</b>	
									176	A Rider	66 60	
									208	H Holy Cross	54 47	
									213	A Monmouth	67 <b>68</b>	
									233	H N.C. A&T	72 49	
									245	A Colgate	62 49	
									245	H Colgate	67 52	
									250	A Air Force	54 47	
									266	H Saint Joseph's	49 48	
									272	A Norfolk St.	58 <b>65</b>	
									303	A Army West Point	52 <b>55</b>	
									306	A Loyola Maryland	58 46	
									310	A Lafayette	42 <b>55</b>	
LAST 12 Division I GAMES:												
245	H Colgate	67 52	208	H Holy Cross	54 47							
152	A Lehigh	55 <b>66</b>	245	A Colgate	62 49							
51	H Bucknell	43 <b>77</b>	94	H American	45 <b>58</b>							
144	H Boston U.	35 <b>49</b>	152	H Lehigh	38 <b>56</b>							
310	A Lafayette	42 <b>55</b>	306	A Loyola Maryland	58 46							
303	A Army West Point	52 <b>55</b>	266	H Saint Joseph's	49 48							

Non-Div I Games: Catholic 81 36

Navy

## Nebraska

Through Games Of Feb. 9, 2019

Average RPI Win:	156	WON-LOST	WINNING	LAST 10	STRENGTH OF	OPP. STRENGTH	TEAM	ADJ.	CONF.	ADJ CONF.
Average RPI Loss:	59	RECORD	PCT. RANK	GAMES	SCHEDULE	OF SCHEDULE	RPI	RPI	RPI	RPI
DIV. I ONLY	10- 13	209	0- 1	32	35	106	106	4	4	
DIV. I NON-CONF.	5- 6	177	0- 0	103	29	149	149	6	6	
TOTALS	RPI 1-25	RPI 26-50	W-L RECORDS	RPI 51-100	RPI 101-150	RPI 150+				
10- 13	0- 6	1- 1	OVERALL	2- 3	3- 2	4- 1				
6- 5	0- 3	0- 1	HOME	1- 1	2- 0	3- 0				
3- 8	0- 3	1- 0	AWAY	0- 2	1- 2	1- 1				
1- 0	0- 0	0- 0	NEUTRAL	1- 0	0- 0	0- 0				
5- 6	0- 3	0- 0	NON-CONFERENCE	1- 1	1- 2	3- 0				
4- 1	0- 1	0- 0	HOME	0- 0	1- 0	3- 0				
0- 5	0- 2	0- 0	AWAY	0- 1	0- 2	0- 0				
1- 0	0- 0	0- 0	NEUTRAL	1- 0	0- 0	0- 0				
5- 7	0- 3	1- 1	CONFERENCE	1- 2	2- 0	1- 1				
2- 4	0- 2	0- 1	HOME	1- 1	1- 0	0- 0				
3- 3	0- 1	1- 0	AWAY	0- 1	1- 0	1- 1				
0- 0	0- 0	0- 0	NEUTRAL	0- 0	0- 0	0- 0				

RPI	S	Opponent	Score	RPI	S	Opponent	Score	RPI	S	Opponent	Score	RPI	S	Opponent	Score	Team's RPI: 106
3	A	Louisville	68 85	39	H	Indiana	78 82	59	A	Michigan	61 67	101	A	Ohio St.	78 69	
12	A	Iowa	71 77	46	A	Purdue	84 64	59	H	Michigan	70 56	117	H	Minnesota	63 57	
15	H	Rutgers	56 62					74	A	Arkansas	80 84	118	H	Kansas	58 52	
19	H	Maryland	63 81					82	H	Northwestern	54 58	120	A	Creighton	65 74	
21	A	Miami (FL)	68 82					95	N	Radford	77 39	123	A	Washington St.	84 87	
22	H	Drake	77 83									170	H	Denver	96 71	
												180	A	Wisconsin	69 70	
												186	A	Illinois	77 67	
												325	H	San Jose St.	96 63	
												340	H	USC Upstate	87 64	
LAST 12 Division I GAMES:																
59	A	Michigan	61 67	186	A	Illinois	77 67									
39	H	Indiana	78 82	15	H	Rutgers	56 62									
46	A	Purdue	84 64	19	H	Maryland	63 81									
180	A	Wisconsin	69 70	12	A	Iowa	71 77									
82	H	Northwestern	54 58	101	A	Ohio St.	78 69									
117	H	Minnesota	63 57	59	H	Michigan	70 56									

Non-Div I Games:

Nebraska

■ Loss, 
■ Non-Conf, 
■ S Site, 
■ H Home 
■ A Away 
N Neutral

## Nevada

Through Games Of Feb. 9, 2019

Average RPI Win: <b>268</b>	WON-LOST	WINNING	LAST 10	STRENGTH OF	OPP. STRENGTH	TEAM	ADJ.	CONF.	ADJ CONF.
Average RPI Loss: <b>112</b>	RECORD	PCT. RANK	GAMES	SCHEDULE	OF SCHEDULE	RPI	RPI	RPI	RPI
DIV. I ONLY	7- 14	256	0- 1	149	134	232	232	15	15
DIV. I NON-CONF.	3- 7	256	0- 1	204	100	277	277	13	13
TOTALS	RPI 1-25	RPI 26-50	W-L RECORDS	RPI 51-100	RPI 101-150	RPI 150+			
7- 14	0- 0	0- 2	OVERALL	0- 6	0- 3	7- 3			
4- 7	0- 0	0- 2	HOME	0- 2	0- 3	4- 0			
3- 5	0- 0	0- 0	AWAY	0- 2	0- 0	3- 3			
0- 2	0- 0	0- 0	NEUTRAL	0- 2	0- 0	0- 0			
3- 7	0- 0	0- 2	NON-CONFERENCE	0- 2	0- 2	3- 1			
2- 4	0- 0	0- 2	HOME	0- 0	0- 2	2- 0			
1- 1	0- 0	0- 0	AWAY	0- 0	0- 0	1- 1			
0- 2	0- 0	0- 0	NEUTRAL	0- 2	0- 0	0- 0			
4- 7	0- 0	0- 0	CONFERENCE	0- 4	0- 1	4- 2			
2- 3	0- 0	0- 0	HOME	0- 2	0- 1	2- 0			
2- 4	0- 0	0- 0	AWAY	0- 2	0- 0	2- 2			
0- 0	0- 0	0- 0	NEUTRAL	0- 0	0- 0	0- 0			

RPI S	Opponent	Score	RPI S	Opponent	Score	RPI S	Opponent	Score	RPI S	Opponent	Score	Team's RPI: 232
40	H Utah	52 74	52	A New Mexico	74 85	113	H Fresno St.	63 79				
43	H Southern California	51 72	52	H New Mexico	64 66	137	H Texas Tech	67 86				
			69	A Boise St.	65 80	147	H Colorado	52 65				
			69	H Boise St.	74 75	184	A Santa Clara	48 56				
			92	N UC Davis	68 84	212	H UNLV	70 62				
			98	N Northern Ill.	69 98	220	A Utah St.	76 79				
						236	H Hawaii	79 78				
						249	A Colorado St.	62 38				
						249	H Colorado St.	68 57				
						250	A Air Force	74 79				
						259	A Long Beach St.	76 67				
						325	A San Jose St.	52 49				
						343	H Seattle U	67 54				
LAST 12 Division I GAMES:												
98	N Northern Ill.	69 98	250	A Air Force	74 79							
52	A New Mexico	74 85	69	H Boise St.	74 75							
249	H Colorado St.	68 57	113	H Fresno St.	63 79							
69	A Boise St.	65 80	325	A San Jose St.	52 49							
212	H UNLV	70 62	52	H New Mexico	64 66							
249	A Colorado St.	62 38	220	A Utah St.	76 79							

Non-Div I Games: Stanislaus St. 75 52

Nevada

■ Loss, 
 ■ Non-Conf, S Site, 
 ■ Home 
 ■ Away 
 N Neutral

# New Hampshire

Through Games Of Feb. 9, 2019

Average RPI Win:	282	WON-LOST	WINNING	LAST 10	STRENGTH OF	OPP. STRENGTH	TEAM	ADJ.	CONF.	ADJ CONF.
Average RPI Loss:	185	RECORD	PCT. RANK	GAMES	SCHEDULE	OF SCHEDULE	RPI	RPI	RPI	RPI
DIV. I ONLY	5- 18	315	1- 0	257	271	310	310	23	23	
DIV. I NON-CONF.	2- 10	311	0- 0	241	284	330	330	24	24	
TOTALS	RPI 1-25	RPI 26-50	W-L RECORDS	RPI 51-100	RPI 101-150	RPI 150+				
5- 18	0- 0	0- 0	OVERALL	0- 4	0- 4	5- 10				
3- 7	0- 0	0- 0	HOME	0- 2	0- 1	3- 4				
2- 11	0- 0	0- 0	AWAY	0- 2	0- 3	2- 6				
0- 0	0- 0	0- 0	NEUTRAL	0- 0	0- 0	0- 0				
2- 10	0- 0	0- 0	NON-CONFERENCE	0- 2	0- 3	2- 5				
2- 3	0- 0	0- 0	HOME	0- 1	0- 0	2- 2				
0- 7	0- 0	0- 0	AWAY	0- 1	0- 3	0- 3				
0- 0	0- 0	0- 0	NEUTRAL	0- 0	0- 0	0- 0				
3- 8	0- 0	0- 0	CONFERENCE	0- 2	0- 1	3- 5				
1- 4	0- 0	0- 0	HOME	0- 1	0- 1	1- 2				
2- 4	0- 0	0- 0	AWAY	0- 1	0- 0	2- 3				
0- 0	0- 0	0- 0	NEUTRAL	0- 0	0- 0	0- 0				

RPI 1-25				RPI 26-50				RPI 51-100				RPI 101+				Team's RPI: 310	
RPI	S	Opponent	Score	RPI	S	Opponent	Score	RPI	S	Opponent	Score	RPI	S	Opponent	Score		
								75	A	Maine	46	67	105	H	Hartford	48	66
								75	H	Maine	45	69	117	A	Minnesota	47	70
								85	A	Northeastern	54	69	134	A	South Fla.	36	79
								93	H	Princeton	42	90	144	A	Boston U.	39	60
												160	H	Stony Brook	63	82	
												199	H	Dartmouth	42	62	
												208	H	Holy Cross	74	62	
												225	H	Sacred Heart	60	71	
												228	A	Brown	70	76	
												235	A	Albany (NY)	41	59	
												263	A	Binghamton	54	53	
												263	H	Binghamton	62	71	
												275	A	Vermont	60	69	
												296	A	UMBC	62	64	
												302	A	Central Conn. St.	47	56	
												305	H	Bryant	79	74	
												318	A	UMass Lowell	56	53	
												318	H	UMass Lowell	54	46	
												319	A	North Dakota St.	51	56	
LAST 12 Division I GAMES:																	
				263	A	Binghamton	54	53				275	A	Vermont	60	69	
				318	H	UMass Lowell	54	46				160	H	Stony Brook	63	82	
				75	H	Maine	45	69				318	A	UMass Lowell	56	53	
				235	A	Albany (NY)	41	59				263	H	Binghamton	62	71	
				296	A	UMBC	62	64				75	A	Maine	46	67	
				105	H	Hartford	48	66				93	H	Princeton	42	90	

Non-Div I Games: U New England 68 44

New Hampshire

Loss, Non-Conf, S Site, H Home A Away N Neutral

Average RPI Win:	181	WON-LOST	WINNING	LAST 10	STRENGTH OF	OPP. STRENGTH	TEAM	ADJ.	CONF.	ADJ CONF.
Average RPI Loss:	160	RECORD	PCT. RANK	GAMES	SCHEDULE	OF SCHEDULE	RPI	RPI	RPI	RPI
DIV. I ONLY	19- 3	16	1- 0	180	124	52	52	15	15	
DIV. I NON-CONF.	10- 1	17	1- 0	98	161	26	26	13	13	
TOTALS	RPI 1-25	RPI 26-50	W-L RECORDS	RPI 51-100	RPI 101-150	RPI 150+				
19- 3	0- 0	1- 0	OVERALL	1- 1	3- 0	14- 2				
13- 1	0- 0	0- 0	HOME	1- 1	2- 0	10- 0				
6- 2	0- 0	1- 0	AWAY	0- 0	1- 0	4- 2				
0- 0	0- 0	0- 0	NEUTRAL	0- 0	0- 0	0- 0				
10- 1	0- 0	0- 0	NON-CONFERENCE	1- 1	2- 0	7- 0				
7- 1	0- 0	0- 0	HOME	1- 1	1- 0	5- 0				
3- 0	0- 0	0- 0	AWAY	0- 0	1- 0	2- 0				
0- 0	0- 0	0- 0	NEUTRAL	0- 0	0- 0	0- 0				
9- 2	0- 0	1- 0	CONFERENCE	0- 0	1- 0	7- 2				
6- 0	0- 0	0- 0	HOME	0- 0	1- 0	5- 0				
3- 2	0- 0	1- 0	AWAY	0- 0	0- 0	2- 2				
0- 0	0- 0	0- 0	NEUTRAL	0- 0	0- 0	0- 0				

RPI S	Opponent	Score	RPI S	Opponent	Score	RPI S	Opponent	Score	RPI S	Opponent	Score
			50	A Wyoming	78 75	54	H SFA	74 33	105	H Hartford	72 65
						63	H Auburn	76 79	112	A Houston	89 84
									113	H Fresno St.	82 73
									156	H Oklahoma	84 80
									166	A New Mexico St.	75 50
									166	H New Mexico St.	83 58
									183	H Texas St.	82 51
									205	A San Diego St.	59 61
									205	H San Diego St.	70 62
									212	A UNLV	57 66
									212	H UNLV	80 77
									220	A Utah St.	68 64
									230	H Sacramento St.	85 53
									232	A Nevada	66 64
									232	H Nevada	85 74
									234	A Northern Ariz.	84 55
									249	H Colorado St.	70 58
									250	H Air Force	78 57
									264	H UTEP	69 51
LAST 12 Division I GAMES:											
			54	H SFA	74 33	220	A Utah St.	68 64			
			105	H Hartford	72 65	212	H UNLV	80 77			
			63	H Auburn	76 79	50	A Wyoming	78 75			
			232	H Nevada	85 74	205	H San Diego St.	70 62			
			205	A San Diego St.	59 61	249	H Colorado St.	70 58			
			113	H Fresno St.	82 73	212	A UNLV	57 66			

Non-Div I Games:

New Mexico

■ Loss, 
 ■ Non-Conf, S Site, 
 ■ Home 
 ■ Away 
 N Neutral

Average RPI Win: 280		WON-LOST	WINNING	LAST 10	STRENGTH OF	OPP. STRENGTH	TEAM	ADJ.	CONF.	ADJ CONF.
Average RPI Loss: 147		RECORD	PCT. RANK	GAMES	SCHEDULE	OF SCHEDULE	RPI	RPI	RPI	RPI
DIV. I ONLY		15- 6	64	1- 0	306	342	166	166	30	30
DIV. I NON-CONF.		6- 5	143	1- 0	169	329	154	154	30	30
TOTALS	RPI 1-25	RPI 26-50		W-L RECORDS		RPI 51-100	RPI 101-150		RPI 150+	
15- 6	0- 0	0- 0		OVERALL		0- 2	0- 1		15- 3	
7- 2	0- 0	0- 0		HOME		0- 1	0- 0		7- 1	
7- 3	0- 0	0- 0		AWAY		0- 1	0- 0		7- 2	
1- 1	0- 0	0- 0		NEUTRAL		0- 0	0- 1		1- 0	
6- 5	0- 0	0- 0		NON-CONFERENCE		0- 2	0- 1		6- 2	
1- 2	0- 0	0- 0		HOME		0- 1	0- 0		1- 1	
4- 2	0- 0	0- 0		AWAY		0- 1	0- 0		4- 1	
1- 1	0- 0	0- 0		NEUTRAL		0- 0	0- 1		1- 0	
9- 1	0- 0	0- 0		CONFERENCE		0- 0	0- 0		9- 1	
6- 0	0- 0	0- 0		HOME		0- 0	0- 0		6- 0	
3- 1	0- 0	0- 0		AWAY		0- 0	0- 0		3- 1	
0- 0	0- 0	0- 0		NEUTRAL		0- 0	0- 0		0- 0	

RPI 1-25				RPI 26-50				RPI 51-100				RPI 101+				Team's RPI: 166	
RPI	S	Opponent	Score	RPI	S	Opponent	Score	RPI	S	Opponent	Score	RPI	S	Opponent	Score		
								52	A	New Mexico	58 83	111	N	South Alabama	67 68		
								52	H	New Mexico	50 75	164	A	UC Riverside	64 65		
												167	H	Abilene Christian	46 58		
												170	H	Denver	66 64		
												219	H	UTRGV	71 63		
												239	A	UMKC	90 86		
												261	H	California Baptist	76 69		
												264	A	UTEP	69 65		
												267	A	A&M-Corpus Christi	67 65		
												273	A	CSU Bakersfield	61 59		
												273	H	CSU Bakersfield	61 48		
												282	H	Utah Valley	58 52		
												285	A	Western Mich.	66 54		
												292	A	UC Santa Barbara	81 73		
												338	A	Grand Canyon	51 54		
												338	H	Grand Canyon	81 52		
												343	H	Seattle U	75 55		
												346	A	Chicago St.	87 66		
												350	N	Alcorn	82 64		
LAST 12 Division I GAMES:																	
				350	N	Alcorn	82 64	282	H	Utah Valley	58 52						
				338	H	Grand Canyon	81 52	343	H	Seattle U	75 55						
				273	H	CSU Bakersfield	61 48	273	A	CSU Bakersfield	61 59						
				346	A	Chicago St.	87 66	338	A	Grand Canyon	51 54						
				239	A	UMKC	90 86	261	H	California Baptist	76 69						
				219	H	UTRGV	71 63	292	A	UC Santa Barbara	81 73						

Non-Div I Games:	Tex. Permian Basin	70	38	Northern N.M.	101	51
------------------	--------------------	----	----	---------------	-----	----

New Mexico St.

Loss, Non-Conf, S Site, H Home A Away N Neutral

Average RPI Win:	309	WON-LOST	WINNING	LAST 10	STRENGTH OF	OPP. STRENGTH	TEAM	ADJ.	CONF.	ADJ CONF.
Average RPI Loss:	178	RECORD	PCT. RANK	GAMES	SCHEDULE	OF SCHEDULE	RPI	RPI	RPI	RPI
DIV. I ONLY	5- 13	290	0- 0	318	254	316	316	25	25	
DIV. I NON-CONF.	1- 5	311	0- 0	137	77	230	230	23	23	
TOTALS	RPI 1-25	RPI 26-50	W-L RECORDS	RPI 51-100	RPI 101-150	RPI 150+				
5- 13	0- 1	0- 1	OVERALL	0- 2	0- 1	5- 8				
3- 5	0- 0	0- 0	HOME	0- 1	0- 0	3- 4				
2- 8	0- 1	0- 1	AWAY	0- 1	0- 1	2- 4				
0- 0	0- 0	0- 0	NEUTRAL	0- 0	0- 0	0- 0				
1- 5	0- 1	0- 1	NON-CONFERENCE	0- 0	0- 1	1- 2				
0- 1	0- 0	0- 0	HOME	0- 0	0- 0	0- 1				
1- 4	0- 1	0- 1	AWAY	0- 0	0- 1	1- 1				
0- 0	0- 0	0- 0	NEUTRAL	0- 0	0- 0	0- 0				
4- 8	0- 0	0- 0	CONFERENCE	0- 2	0- 0	4- 6				
3- 4	0- 0	0- 0	HOME	0- 1	0- 0	3- 3				
1- 4	0- 0	0- 0	AWAY	0- 1	0- 0	1- 3				
0- 0	0- 0	0- 0	NEUTRAL	0- 0	0- 0	0- 0				

RPI 1-25				RPI 26-50				RPI 51-100				RPI 101+ Team's RPI: 316			
RPI	S	Opponent	Score	RPI	S	Opponent	Score	RPI	S	Opponent	Score	RPI	S	Opponent	Score
21	A	Miami (FL)	38 78	34	A	Rice	56 67	54	A	SFA	38 97	126	A	Pittsburgh	38 90
								57	H	Lamar University	57 79	167	H	Abilene Christian	52 59
												171	A	Xavier	45 61
												181	H	Nicholls St.	62 76
												229	A	Memphis	66 59
												267	A	A&M-Corpus Christi	51 57
												289	H	Central Ark.	60 62
												295	H	La.-Monroe	44 57
												321	A	Incarnate Word	69 81
												321	H	Incarnate Word	58 55
												329	H	McNeese	88 76
												332	A	Northwestern St.	67 62
												332	H	Northwestern St.	84 73
												333	A	Houston Baptist	74 83
LAST 12 Division I GAMES:															
181	H	Nicholls St.	62 76	267	A	A&M-Corpus Christi	51 57								
332	H	Northwestern St.	84 73	54	A	SFA	38 97								
321	H	Incarnate Word	58 55	329	H	McNeese	88 76								
332	A	Northwestern St.	67 62	57	H	Lamar University	57 79								
321	A	Incarnate Word	69 81	333	A	Houston Baptist	74 83								
289	H	Central Ark.	60 62	167	H	Abilene Christian	52 59								

Non-Div I Games: Dillard 68 59 Centenary (LA) 104 42 Trinity Baptist 93 38

New Orleans



## Niagara

Through Games Of Feb. 9, 2019

Average RPI Win:	306	WON-LOST	WINNING	LAST 10	STRENGTH OF	OPP. STRENGTH	TEAM	ADJ.	CONF.	ADJ CONF.
Average RPI Loss:	131	RECORD	PCT. RANK	GAMES	SCHEDULE	OF SCHEDULE	RPI	RPI	RPI	RPI
DIV. I ONLY	11- 13	193	1- 0	284	189	238	238	26	26	
DIV. I NON-CONF.	4- 8	241	1- 0	174	89	243	243	28	28	
TOTALS	RPI 1-25	RPI 26-50	W-L RECORDS	RPI 51-100	RPI 101-150	RPI 150+				
11- 13	0- 3	0- 0	OVERALL	0- 4	0- 1	11- 5				
7- 4	0- 0	0- 0	HOME	0- 1	0- 1	7- 2				
3- 8	0- 3	0- 0	AWAY	0- 2	0- 0	3- 3				
1- 1	0- 0	0- 0	NEUTRAL	0- 1	0- 0	1- 0				
4- 8	0- 3	0- 0	NON-CONFERENCE	0- 2	0- 0	4- 3				
3- 2	0- 0	0- 0	HOME	0- 0	0- 0	3- 2				
0- 5	0- 3	0- 0	AWAY	0- 1	0- 0	0- 1				
1- 1	0- 0	0- 0	NEUTRAL	0- 1	0- 0	1- 0				
7- 5	0- 0	0- 0	CONFERENCE	0- 2	0- 1	7- 2				
4- 2	0- 0	0- 0	HOME	0- 1	0- 1	4- 0				
3- 3	0- 0	0- 0	AWAY	0- 1	0- 0	3- 2				
0- 0	0- 0	0- 0	NEUTRAL	0- 0	0- 0	0- 0				

RPI 1-25				RPI 26-50				RPI 51-100				RPI 101+ Team's RPI: 238			
RPI	S	Opponent	Score	RPI	S	Opponent	Score	RPI	S	Opponent	Score	RPI	S	Opponent	Score
8	A	Syracuse	45 94					68	A	Quinnipiac	42 62	148	H	Marist	58 87
11	A	Iowa St.	35 95					68	H	Quinnipiac	55 96	210	H	St. Bonaventure	48 76
24	A	Buffalo	61 88					70	A	West Virginia	32 84	213	A	Monmouth	54 76
								76	N	Yale	64 67	227	H	Howard	61 68
												245	H	Colgate	74 69
												263	H	Binghamton	79 72
												266	A	Saint Joseph's	54 68
												291	N	Morgan St.	67 57
												307	A	Manhattan	58 54
												307	H	Manhattan	61 51
												308	A	Fairfield	54 55
												308	H	Fairfield	71 68
												327	H	Coppin St.	71 69
												328	A	Saint Peter's	75 66
												328	H	Saint Peter's	81 57
												330	A	Iona	58 46
												330	H	Iona	72 53
LAST 12 Division I GAMES:															
291	N	Morgan St.	67 57	213	A	Monmouth	54 76								
76	N	Yale	64 67	307	A	Manhattan	58 54								
308	A	Fairfield	54 55	308	H	Fairfield	71 68								
68	A	Quinnipiac	42 62	68	H	Quinnipiac	55 96								
330	H	Iona	72 53	330	A	Iona	58 46								
328	H	Saint Peter's	81 57	328	A	Saint Peter's	75 66								

Non-Div I Games:

Niagara

■ Loss, 
■ Non-Conf, 
■ S Site, 
■ H Home 
■ A Away 
N Neutral

Average RPI Win:	293	WON-LOST	WINNING	LAST 10	STRENGTH OF	OPP. STRENGTH	TEAM	ADJ.	CONF.	ADJ CONF.
Average RPI Loss:	114	RECORD	PCT. RANK	GAMES	SCHEDULE	OF SCHEDULE	RPI	RPI	RPI	RPI
DIV. I ONLY	11- 9	140	0- 1	295	222	181	181	25	25	
DIV. I NON-CONF.	4- 6	212	0- 1	192	98	168	168	23	23	
TOTALS	RPI 1-25	RPI 26-50	W-L RECORDS	RPI 51-100	RPI 101-150	RPI 150+				
11- 9	0- 1	0- 0	OVERALL	0- 4	0- 1	11- 3				
5- 1	0- 0	0- 0	HOME	0- 0	0- 0	5- 1				
5- 7	0- 1	0- 0	AWAY	0- 4	0- 1	5- 1				
1- 1	0- 0	0- 0	NEUTRAL	0- 0	0- 0	1- 1				
4- 6	0- 1	0- 0	NON-CONFERENCE	0- 2	0- 1	4- 2				
1- 0	0- 0	0- 0	HOME	0- 0	0- 0	1- 0				
2- 5	0- 1	0- 0	AWAY	0- 2	0- 1	2- 1				
1- 1	0- 0	0- 0	NEUTRAL	0- 0	0- 0	1- 1				
7- 3	0- 0	0- 0	CONFERENCE	0- 2	0- 0	7- 1				
4- 1	0- 0	0- 0	HOME	0- 0	0- 0	4- 1				
3- 2	0- 0	0- 0	AWAY	0- 2	0- 0	3- 0				
0- 0	0- 0	0- 0	NEUTRAL	0- 0	0- 0	0- 0				

RPI 1-25				RPI 26-50				RPI 51-100				RPI 101+ Team's RPI: 181			
RPI	S	Opponent	Score	RPI	S	Opponent	Score	RPI	S	Opponent	Score	RPI	S	Opponent	Score
2	A	Baylor	39 100					53	A	LSU	44 76	133	A	Tulane	46 71
								54	A	SFA	62 70	154	N	Delaware	56 71
								57	A	Lamar University	65 78	183	A	Texas St.	67 72
								63	A	Auburn	59 80	217	N	Texas Southern	58 57
												264	A	UTEP	58 56
												267	H	A&M-Corpus Christi	85 55
												276	A	Southeastern La.	73 66
												289	A	Central Ark.	64 60
												295	A	La.-Monroe	55 54
												309	H	Mississippi Val.	72 47
												316	A	New Orleans	76 62
												321	H	Incarinate Word	86 62
												329	H	McNeese	68 69
												332	H	Northwestern St.	97 86
												333	H	Houston Baptist	77 54
LAST 12 Division I GAMES:															
154	N	Delaware	56 71	289	A	Central Ark.	64 60								
183	A	Texas St.	67 72	329	H	McNeese	68 69								
316	A	New Orleans	76 62	333	H	Houston Baptist	77 54								
276	A	Southeastern La.	73 66	54	A	SFA	62 70								
57	A	Lamar University	65 78	321	H	Incarinate Word	86 62								
267	H	A&M-Corpus Christi	85 55	332	H	Northwestern St.	97 86								

Non-Div I Games: Southern-N.O. 86 49 William Carey 86 45

Nicholls St.

Loss, Non-Conf, S Site, H Home A Away N Neutral

Average RPI Win:	302	WON-LOST	WINNING	LAST 10	STRENGTH OF	OPP. STRENGTH	TEAM	ADJ.	CONF.	ADJ CONF.
Average RPI Loss:	183	RECORD	PCT. RANK	GAMES	SCHEDULE	OF SCHEDULE	RPI	RPI	RPI	RPI
DIV. I ONLY	9- 11	200	1- 0	322	311	272	272	32	32	
DIV. I NON-CONF.	3- 8	267	1- 0	280	159	304	304	32	32	
TOTALS	RPI 1-25	RPI 26-50	W-L RECORDS	RPI 51-100	RPI 101-150	RPI 150+				
9- 11	0- 0	0- 0	OVERALL	0- 1	0- 2	9- 8				
5- 3	0- 0	0- 0	HOME	0- 0	0- 0	5- 3				
3- 8	0- 0	0- 0	AWAY	0- 1	0- 2	3- 5				
1- 0	0- 0	0- 0	NEUTRAL	0- 0	0- 0	1- 0				
3- 8	0- 0	0- 0	NON-CONFERENCE	0- 1	0- 2	3- 5				
2- 2	0- 0	0- 0	HOME	0- 0	0- 0	2- 2				
0- 6	0- 0	0- 0	AWAY	0- 1	0- 2	0- 3				
1- 0	0- 0	0- 0	NEUTRAL	0- 0	0- 0	1- 0				
6- 3	0- 0	0- 0	CONFERENCE	0- 0	0- 0	6- 3				
3- 1	0- 0	0- 0	HOME	0- 0	0- 0	3- 1				
3- 2	0- 0	0- 0	AWAY	0- 0	0- 0	3- 2				
0- 0	0- 0	0- 0	NEUTRAL	0- 0	0- 0	0- 0				

RPI S	Opponent	Score	RPI S	Opponent	Score	RPI S	Opponent	Score	RPI S	Opponent	Score	Team's RPI: 272
						72 A	Old Dominion	53 69	108 A	Wake Forest	61 63	
									132 A	High Point	51 83	
									152 A	Lehigh	41 62	
									162 H	William & Mary	44 55	
									177 H	UMES	43 59	
									197 A	Ole Miss	42 60	
									209 H	Navy	65 58	
									227 A	Howard	70 74	
									237 N	Liberty	66 53	
									241 H	Campbell	49 57	
									257 A	Bethune-Cookman	58 65	
									257 H	Bethune-Cookman	57 50	
									283 A	La Salle	52 62	
									301 A	South Carolina St.	57 50	
									327 A	Coppin St.	68 63	
									341 H	Longwood	74 42	
									345 H	Delaware St.	63 50	
									348 A	Savannah St.	78 42	
									349 H	Florida A&M	60 58	
LAST 12 Division I GAMES:												
237 N	Liberty	66 53	257 H	Bethune-Cookman	57 50	327 A	Coppin St.	68 63				
257 A	Bethune-Cookman	58 65	349 H	Florida A&M	60 58	345 H	Delaware St.	63 50				
227 A	Howard	70 74	108 A	Wake Forest	61 63	162 H	William & Mary	44 55				
177 H	UMES	43 59										
301 A	South Carolina St.	57 50										
348 A	Savannah St.	78 42										

Non-Div I Games:      Cheyney                      93   40                      Saint Augustine's   71   38

Norfolk St.

■ Loss, 
 ■ Non-Conf, 
 ■ S Site, 
 ■ Home 
 ■ A Away 
 N Neutral

Average RPI Win:	274	WON-LOST	WINNING	LAST 10	STRENGTH OF	OPP. STRENGTH	TEAM	ADJ.	CONF.	ADJ CONF.
Average RPI Loss:	104	RECORD	PCT. RANK	GAMES	SCHEDULE	OF SCHEDULE	RPI	RPI	RPI	RPI
DIV. I ONLY	13- 3	24	0- 0	342	247	142	142	24	24	
DIV. I NON-CONF.	5- 1	37	0- 0	348	179	165	165	26	26	
TOTALS	RPI 1-25	RPI 26-50	W-L RECORDS	RPI 51-100	RPI 101-150	RPI 150+				
13- 3	0- 0	0- 0	OVERALL	0- 2	0- 0	13- 1				
5- 1	0- 0	0- 0	HOME	0- 1	0- 0	5- 0				
6- 2	0- 0	0- 0	AWAY	0- 1	0- 0	6- 1				
2- 0	0- 0	0- 0	NEUTRAL	0- 0	0- 0	2- 0				
5- 1	0- 0	0- 0	NON-CONFERENCE	0- 0	0- 0	5- 1				
1- 0	0- 0	0- 0	HOME	0- 0	0- 0	1- 0				
2- 1	0- 0	0- 0	AWAY	0- 0	0- 0	2- 1				
2- 0	0- 0	0- 0	NEUTRAL	0- 0	0- 0	2- 0				
8- 2	0- 0	0- 0	CONFERENCE	0- 2	0- 0	8- 0				
4- 1	0- 0	0- 0	HOME	0- 1	0- 0	4- 0				
4- 1	0- 0	0- 0	AWAY	0- 1	0- 0	4- 0				
0- 0	0- 0	0- 0	NEUTRAL	0- 0	0- 0	0- 0				

RPI 1-25				RPI 26-50				RPI 51-100				RPI 101+ Team's RPI: 142					
RPI	S	Opponent	Score	RPI	S	Opponent	Score	RPI	S	Opponent	Score	RPI	S	Opponent	Score		
								71	A	FGCU	51	76	171	A	Xavier	81	94
								71	H	FGCU	52	68	179	A	Vanderbilt	74	71
													215	H	Stetson	71	55
													222	N	Southeast Mo. St.	80	67
													241	A	Jacksonville	62	59
													246	H	Alabama St.	68	42
													274	A	North Florida	70	64
													274	H	North Florida	77	62
													299	H	Kennesaw St.	80	55
													309	A	Mississippi Val.	86	72
													320	A	NJIT	77	54
													320	H	NJIT	72	60
													322	A	Lipscomb	81	60
													337	N	Western Caro.	89	66
LAST 12 Division I GAMES:																	
274	H	North Florida	77	62	241	A	Jacksonville	62	59								
71	A	FGCU	51	76	320	H	NJIT	72	60								
322	A	Lipscomb	81	60	71	H	FGCU	52	68								
320	A	NJIT	77	54	274	A	North Florida	70	64								
299	H	Kennesaw St.	80	55	309	A	Mississippi Val.	86	72								
215	H	Stetson	71	55	171	A	Xavier	81	94								

Non-Div I Games: Stillman 99 43 Martin Methodist 79 48 Lane 98 57 Blue Mountain (MS) 70 42  
North Ala.

Loss, Non-Conf, S Site, H Home A Away N Neutral

## North Carolina

Through Games Of Feb. 9, 2019

Average RPI Win:	107	WON-LOST	WINNING	LAST 10	STRENGTH OF	OPP. STRENGTH	TEAM	ADJ.	CONF.	ADJ CONF.
Average RPI Loss:	53	RECORD	PCT. RANK	GAMES	SCHEDULE	OF SCHEDULE	RPI	RPI	RPI	RPI
DIV. I ONLY	14- 10	134	0- 1	4	21	27	27	1	1	
DIV. I NON-CONF.	9- 5	105	0- 0	38	88	51	51	1	1	
TOTALS	RPI 1-25	RPI 26-50	W-L RECORDS	RPI 51-100	RPI 101-150	RPI 150+				
14- 10	2- 4	3- 1	OVERALL	2- 3	4- 2	3- 0				
8- 3	1- 1	1- 0	HOME	1- 2	3- 0	2- 0				
3- 5	1- 3	0- 0	AWAY	1- 0	0- 2	1- 0				
3- 2	0- 0	2- 1	NEUTRAL	0- 1	1- 0	0- 0				
9- 5	0- 0	2- 1	NON-CONFERENCE	1- 2	3- 2	3- 0				
5- 1	0- 0	0- 0	HOME	1- 1	2- 0	2- 0				
1- 2	0- 0	0- 0	AWAY	0- 0	0- 2	1- 0				
3- 2	0- 0	2- 1	NEUTRAL	0- 1	1- 0	0- 0				
5- 5	2- 4	1- 0	CONFERENCE	1- 1	1- 0	0- 0				
3- 2	1- 1	1- 0	HOME	0- 1	1- 0	0- 0				
2- 3	1- 3	0- 0	AWAY	1- 0	0- 0	0- 0				
0- 0	0- 0	0- 0	NEUTRAL	0- 0	0- 0	0- 0				

RPI 1-25				RPI 26-50				Team's RPI: 27	RPI 51-100				RPI 101+			
RPI	S	Opponent	Score	RPI	S	Opponent	Score		RPI	S	Opponent	Score	RPI	S	Opponent	Score
1	H	Notre Dame	78 73	26	N	Kentucky	75 85		63	N	Auburn	81 86	101	A	Ohio St.	69 76
3	A	Louisville	66 73	34	N	Rice	71 50		66	H	Duke	69 85	108	H	Wake Forest	84 61
8	A	Syracuse	77 90	44	N	UCLA	83 49		67	A	Virginia Tech	81 69	114	H	VCU	59 47
10	A	NC State	64 51	48	H	Georgia Tech	91 90		75	H	Maine	73 85	116	H	UNCW	82 55
18	H	Florida St.	63 64						87	H	Kent St.	73 60	134	N	South Fla.	71 69
21	A	Miami (FL)	68 76										147	A	Colorado	74 86
													200	A	Elon	100 69
													227	H	Howard	85 63
													313	H	UNC Greensboro	83 62
LAST 12 Division I GAMES:																
66	H	Duke	69 85	108	H	Wake Forest	84 61									
10	A	NC State	64 51	8	A	Syracuse	77 90									
48	H	Georgia Tech	91 90	18	H	Florida St.	63 64									
1	H	Notre Dame	78 73	3	A	Louisville	66 73									
67	A	Virginia Tech	81 69	227	H	Howard	85 63									
21	A	Miami (FL)	68 76	63	N	Auburn	81 86									

Non-Div I Games:

North Carolina

■ Loss, 
 ■ Non-Conf, S Site, 
 ■ Home 
 ■ Away 
 N Neutral

# North Dakota

Through Games Of Feb. 9, 2019

Average RPI Win:	276	WON-LOST	WINNING	LAST 10	STRENGTH OF	OPP. STRENGTH	TEAM	ADJ.	CONF.	ADJ CONF.
Average RPI Loss:	137	RECORD	PCT. RANK	GAMES	SCHEDULE	OF SCHEDULE	RPI	RPI	RPI	RPI
DIV. I ONLY	9- 15	242	0- 1	242	149	226	226	18	18	
DIV. I NON-CONF.	4- 8	241	0- 0	203	94	196	196	19	19	
TOTALS	RPI 1-25	RPI 26-50	W-L RECORDS	RPI 51-100	RPI 101-150	RPI 150+				
9- 15	0- 2	0- 3	OVERALL	0- 1	0- 1	9- 8				
3- 4	0- 0	0- 2	HOME	0- 0	0- 0	3- 2				
4- 11	0- 2	0- 1	AWAY	0- 1	0- 1	4- 6				
2- 0	0- 0	0- 0	NEUTRAL	0- 0	0- 0	2- 0				
4- 8	0- 2	0- 0	NON-CONFERENCE	0- 1	0- 1	4- 4				
0- 1	0- 0	0- 0	HOME	0- 0	0- 0	0- 1				
2- 7	0- 2	0- 0	AWAY	0- 1	0- 1	2- 3				
2- 0	0- 0	0- 0	NEUTRAL	0- 0	0- 0	2- 0				
5- 7	0- 0	0- 3	CONFERENCE	0- 0	0- 0	5- 4				
3- 3	0- 0	0- 2	HOME	0- 0	0- 0	3- 1				
2- 4	0- 0	0- 1	AWAY	0- 0	0- 0	2- 3				
0- 0	0- 0	0- 0	NEUTRAL	0- 0	0- 0	2- 0				

RPI 1-25				RPI 26-50				RPI 51-100				RPI 101+ Team's RPI: 226			
RPI	S	Opponent	Score	RPI	S	Opponent	Score	RPI	S	Opponent	Score	RPI	S	Opponent	Score
8	A	Syracuse	49 85	28	A	South Dakota St.	58 81	84	A	UNI	60 64	121	A	Penn St.	68 75
11	A	Iowa St.	35 87	28	H	South Dakota St.	48 66					170	A	Denver	66 87
				38	H	South Dakota	50 80					178	A	Oral Roberts	75 67
												189	H	Milwaukee	46 64
												195	A	Illinois St.	55 67
												198	A	Massachusetts	59 52
												215	A	Stetson	63 74
												216	A	Western Ill.	90 111
												216	H	Western Ill.	80 92
												223	A	Rhode Island	63 77
												240	N	San Francisco	100 97
												285	N	Western Mich.	62 50
												293	A	Valparaiso	62 56
												317	A	Omaha	69 68
												317	H	Omaha	68 57
												319	A	North Dakota St.	57 69
												319	H	North Dakota St.	70 58
												334	H	Purdue Fort Wayne	79 60
LAST 12 Division I GAMES:															
				28	A	South Dakota St.	58 81	28	H	South Dakota St.	48 66				
				319	H	North Dakota St.	70 58	216	H	Western Ill.	80 92				
				317	A	Omaha	69 68	317	H	Omaha	68 57				
				216	A	Western Ill.	90 111	170	A	Denver	66 87				
				38	H	South Dakota	50 80	178	A	Oral Roberts	75 67				
				319	A	North Dakota St.	57 69	334	H	Purdue Fort Wayne	79 60				

Non-Div I Games: Mayville St. 84 50

North Dakota

Loss, Non-Conf, S Site, H Home A Away N Neutral

Average RPI Win:	276	WON-LOST	WINNING	LAST 10	STRENGTH OF	OPP. STRENGTH	TEAM	ADJ.	CONF.	ADJ CONF.
Average RPI Loss:	169	RECORD	PCT. RANK	GAMES	SCHEDULE	OF SCHEDULE	RPI	RPI	RPI	RPI
DIV. I ONLY	5- 17	309	0- 1	282	202	319	319	18	18	
DIV. I NON-CONF.	2- 9	297	0- 0	300	192	329	329	19	19	
TOTALS	RPI 1-25	RPI 26-50	W-L RECORDS	RPI 51-100	RPI 101-150	RPI 150+				
5- 17	0- 0	0- 2	OVERALL	0- 2	0- 1	5- 12				
4- 5	0- 0	0- 1	HOME	0- 0	0- 1	4- 3				
1- 10	0- 0	0- 1	AWAY	0- 2	0- 0	1- 7				
0- 2	0- 0	0- 0	NEUTRAL	0- 0	0- 0	0- 2				
2- 9	0- 0	0- 0	NON-CONFERENCE	0- 2	0- 1	2- 6				
1- 3	0- 0	0- 0	HOME	0- 0	0- 1	1- 2				
1- 4	0- 0	0- 0	AWAY	0- 2	0- 0	1- 2				
0- 2	0- 0	0- 0	NEUTRAL	0- 0	0- 0	0- 2				
3- 8	0- 0	0- 2	CONFERENCE	0- 0	0- 0	3- 6				
3- 2	0- 0	0- 1	HOME	0- 0	0- 0	3- 1				
0- 6	0- 0	0- 1	AWAY	0- 0	0- 0	0- 5				
0- 0	0- 0	0- 0	NEUTRAL	0- 0	0- 0	0- 0				

RPI 1-25				RPI 26-50				RPI 51-100				RPI 101+				Team's RPI: 319	
RPI	S	Opponent	Score	RPI	S	Opponent	Score	RPI	S	Opponent	Score	RPI	S	Opponent	Score		
				28	A	South Dakota St.	33 86	79	A	Pacific	68 75	120	H	Creighton	51 86		
				38	H	South Dakota	41 67	98	A	Northern Ill.	63 81	170	A	Denver	54 81		
												170	H	Denver	67 87		
												173	N	North Texas	78 92		
												178	A	Oral Roberts	72 101		
												180	A	Wisconsin	53 64		
												189	H	Milwaukee	55 57		
												215	A	Stetson	59 60		
												216	A	Western Ill.	70 82		
												216	H	Western Ill.	68 60		
												226	A	North Dakota	58 70		
												226	H	North Dakota	69 57		
												239	H	UMKC	59 69		
												240	N	San Francisco	42 75		
												293	A	Valparaiso	51 48		
												310	H	New Hampshire	56 51		
												317	A	Omaha	61 78		
												334	H	Purdue Fort Wayne	70 54		
LAST 12 Division I GAMES:																	
				170	H	Denver	67 87	170	A	Denver	54 81						
				226	A	North Dakota	58 70	216	H	Western Ill.	68 60						
				216	A	Western Ill.	70 82	317	A	Omaha	61 78						
				178	A	Oral Roberts	72 101	38	H	South Dakota	41 67						
				28	A	South Dakota St.	33 86	334	H	Purdue Fort Wayne	70 54						
				226	H	North Dakota	69 57	215	A	Stetson	59 60						

Non-Div I Games: Mayville St. 49 43

North Dakota St.

■ Loss, 
 ■ Non-Conf, S Site, 
 ■ Home 
 ■ Away 
 N Neutral

# North Florida

Through Games Of Feb. 9, 2019

Average RPI Win:	307	WON-LOST	WINNING	LAST 10	STRENGTH OF	OPP. STRENGTH	TEAM	ADJ.	CONF.	ADJ CONF.
Average RPI Loss:	164	RECORD	PCT. RANK	GAMES	SCHEDULE	OF SCHEDULE	RPI	RPI	RPI	RPI
DIV. I ONLY	7- 12	244	0- 1	249	289	274	274	24	24	
DIV. I NON-CONF.	3- 6	241	0- 0	307	281	316	316	26	26	
TOTALS	RPI 1-25	RPI 26-50	W-L RECORDS	RPI 51-100	RPI 101-150	RPI 150+				
7- 12	0- 1	0- 1	OVERALL	0- 2	0- 2	7- 6				
5- 4	0- 0	0- 0	HOME	0- 1	0- 1	5- 2				
2- 8	0- 1	0- 1	AWAY	0- 1	0- 1	2- 4				
0- 0	0- 0	0- 0	NEUTRAL	0- 0	0- 0	0- 0				
3- 6	0- 1	0- 1	NON-CONFERENCE	0- 0	0- 0	3- 4				
3- 1	0- 0	0- 0	HOME	0- 0	0- 0	3- 1				
0- 5	0- 1	0- 1	AWAY	0- 0	0- 0	0- 3				
0- 0	0- 0	0- 0	NEUTRAL	0- 0	0- 0	0- 0				
4- 6	0- 0	0- 0	CONFERENCE	0- 2	0- 2	4- 2				
2- 3	0- 0	0- 0	HOME	0- 1	0- 1	2- 1				
2- 3	0- 0	0- 0	AWAY	0- 1	0- 1	2- 1				
0- 0	0- 0	0- 0	NEUTRAL	0- 0	0- 0	0- 0				

RPI S	Opponent	Score	RPI S	Opponent	Score	RPI S	Opponent	Score	RPI S	Opponent	Score	Team's RPI: 274
18	A Florida St.	53 74	39	A Indiana	52 75	71	A FGCU	48 80	142	A North Ala.	62 77	
						71	H FGCU	66 105	142	H North Ala.	64 70	
									197	A Ole Miss	69 82	
									215	H Stetson	71 57	
									237	A Liberty	53 69	
									241	H Jacksonville	72 80	
									249	A Colorado St.	59 61	
									257	A Bethune-Cookman	60 76	
									299	A Kennesaw St.	71 60	
									300	H Alabama A&M	62 63	
									315	H Charleston So.	82 76	
									322	A Lipscomb	68 53	
									322	H Lipscomb	72 66	
									324	H FIU	62 53	
									349	H Florida A&M	64 53	
LAST 12 Division I GAMES:												
142	A North Ala.	62 77	215	H Stetson	71 57							
322	H Lipscomb	72 66	71	H FGCU	66 105							
299	A Kennesaw St.	71 60	322	A Lipscomb	68 53							
71	A FGCU	48 80	142	H North Ala.	64 70							
241	H Jacksonville	72 80	197	A Ole Miss	69 82							
237	A Liberty	53 69	300	H Alabama A&M	62 63							

Non-Div I Games: Trinity Baptist 99 40 Warner 67 36

North Florida

Loss, Non-Conf, S Site, H Home A Away N Neutral



North Texas

Through Games Of Feb. 9, 2019

Average RPI Win:	208	WON-LOST	WINNING	LAST 10	STRENGTH OF	OPP. STRENGTH	TEAM	ADJ.	CONF.	ADJ CONF.
Average RPI Loss:	125	RECORD	PCT. RANK	GAMES	SCHEDULE	OF SCHEDULE	RPI	RPI	RPI	RPI
DIV. I ONLY	9- 11	200	1- 0	121	144	173	173	14	14	
DIV. I NON-CONF.	4- 5	190	0- 0	213	129	236	236	18	18	
TOTALS	RPI 1-25	RPI 26-50	W-L RECORDS	RPI 51-100	RPI 101-150	RPI 150+				
9- 11	0- 0	0- 3	OVERALL	1- 3	2- 1	6- 4				
5- 4	0- 0	0- 1	HOME	1- 1	0- 0	4- 2				
3- 6	0- 0	0- 1	AWAY	0- 2	2- 1	1- 2				
1- 1	0- 0	0- 1	NEUTRAL	0- 0	0- 0	1- 0				
4- 5	0- 0	0- 2	NON-CONFERENCE	1- 1	0- 0	3- 2				
3- 2	0- 0	0- 1	HOME	1- 0	0- 0	2- 1				
0- 2	0- 0	0- 0	AWAY	0- 1	0- 0	0- 1				
1- 1	0- 0	0- 1	NEUTRAL	0- 0	0- 0	1- 0				
5- 6	0- 0	0- 1	CONFERENCE	0- 2	2- 1	3- 2				
2- 2	0- 0	0- 0	HOME	0- 1	0- 0	2- 1				
3- 4	0- 0	0- 1	AWAY	0- 1	2- 1	1- 1				
0- 0	0- 0	0- 0	NEUTRAL	0- 0	0- 0	0- 0				

RPI S	Opponent	Score	RPI S	Opponent	Score	RPI S	Opponent	Score	RPI S	Opponent	Score	Team's RPI: 173
29	H Texas	54 64	55	A Kansas St.	42 60	129	A UAB	60 70				
34	A Rice	52 64	56	A Middle Tenn.	46 61	130	A Western Ky.	76 67				
50	N Wyoming	49 53	60	H Missouri St.	83 76	150	A Louisiana Tech	65 54				
			72	H Old Dominion	71 72	153	H Charlotte	68 63				
						191	A Southern Miss.	62 48				
						207	A SMU	66 73				
						220	H Utah St.	41 57				
						224	A Marshall	55 67				
						264	H UTEP	70 51				
						273	H CSU Bakersfield	71 59				
						297	H UTSA	54 57				
						319	N North Dakota St.	92 78				
						333	H Houston Baptist	100 75				
LAST 12 Division I GAMES:												
130	A Western Ky.	76 67	34	A Rice	52 64							
224	A Marshall	55 67	297	H UTSA	54 57							
153	H Charlotte	68 63	264	H UTEP	70 51							
72	H Old Dominion	71 72	191	A Southern Miss.	62 48							
56	A Middle Tenn.	46 61	150	A Louisiana Tech	65 54							
129	A UAB	60 70	273	H CSU Bakersfield	71 59							

Non-Div I Games: Mid-Amer. Christian82 35 Xavier (LA) 59 46 Okla. Panhandle 93 52

North Texas

Loss, Non-Conf, S Site, H Home A Away N Neutral

Northwestern				Through Games Of Feb. 9, 1919						
Average RPI Win:	187	WON-LOST	WINNING	LAST 10	STRENGTH OF	OPP. STRENGTH	TEAM	ADJ.	CONF.	ADJ CONF.
Average RPI Loss:	112	RECORD	PCT. RANK	GAMES	SCHEDULE	OF SCHEDULE	RPI	RPI	RPI	RPI
DIV. I ONLY	14- 7	80	0- 1	117	155	85	85	10	10	
DIV. I NON-CONF.	10- 1	17	0- 0	155	223	28	28	10	10	
TOTALS	RPI 1-25	RPI 26-50	W-L RECORDS	RPI 51-100	RPI 101-150	RPI 150+				
14- 7	0- 0	0- 2	OVERALL	2- 1	3- 3	9- 1				
9- 2	0- 0	0- 1	HOME	1- 1	2- 0	6- 0				
5- 5	0- 0	0- 1	AWAY	1- 0	1- 3	3- 1				
0- 0	0- 0	0- 0	NEUTRAL	0- 0	0- 0	0- 0				
10- 1	0- 0	0- 0	NON-CONFERENCE	2- 0	3- 1	5- 0				
6- 0	0- 0	0- 0	HOME	1- 0	2- 0	3- 0				
4- 1	0- 0	0- 0	AWAY	1- 0	1- 1	2- 0				
0- 0	0- 0	0- 0	NEUTRAL	0- 0	0- 0	0- 0				
4- 6	0- 0	0- 2	CONFERENCE	0- 1	0- 2	4- 1				
3- 2	0- 0	0- 1	HOME	0- 1	0- 0	3- 0				
1- 4	0- 0	0- 1	AWAY	0- 0	0- 2	1- 1				
0- 0	0- 0	0- 0	NEUTRAL	0- 0	0- 0	0- 0				

RPI 1-25				RPI 26-50				RPI 51-100				Team's RPI: 85		RPI 101+			
RPI	S	Opponent	Score	RPI	S	Opponent	Score	RPI	S	Opponent	Score			RPI	S	Opponent	Score
				34	A	James Madison	49 84	75	H	Maine	63 55			104	A	Dayton	84 79
				34	H	James Madison	51 58	83	H	Drexel	59 61			115	A	Towson	83 88
								97	A	Providence	65 59			116	A	UNCW	70 83
														135	H	Fordham	58 54
														144	H	Boston U.	81 51
														148	A	Marist	84 90
														154	H	Delaware	75 62
														162	H	William & Mary	88 74
														198	H	Massachusetts	53 52
														200	H	Elon	79 71
														203	A	Florida	79 66
														250	H	Air Force	54 41
														256	A	Hofstra	61 78
														281	A	Col. of Charleston	87 56
														308	A	Fairfield	59 50
														310	H	New Hampshire	69 54
LAST 12 Division I GAMES:																	
				34	H	James Madison	51 58	34	A	James Madison	49 84						
				116	A	UNCW	70 83	115	A	Towson	83 88						
				281	A	Col. of Charleston	87 56	162	H	William & Mary	88 74						
				256	A	Hofstra	61 78	200	H	Elon	79 71						
				154	H	Delaware	75 62	75	H	Maine	63 55						
				83	H	Drexel	59 61	148	A	Marist	84 90						

Non-Div I Games:

Northeastern

■ Loss, ■ Non-Conf, S Site, ■ Home ■ Away N Neutral

Average RPI Win:	227	WON-LOST	WINNING	LAST 10	STRENGTH OF	OPP. STRENGTH	TEAM	ADJ.	CONF.	ADJ CONF.
Average RPI Loss:	155	RECORD	PCT. RANK	GAMES	SCHEDULE	OF SCHEDULE	RPI	RPI	RPI	RPI
DIV. I ONLY	8- 14	247	0- 1	246	139	234	234	16	16	
DIV. I NON-CONF.	4- 5	190	0- 1	225	123	197	197	12	12	
TOTALS	RPI 1-25	RPI 26-50	W-L RECORDS	RPI 51-100	RPI 101-150	RPI 150+				
8- 14	0- 0	0- 0	OVERALL	1- 3	2- 5	5- 6				
3- 5	0- 0	0- 0	HOME	0- 2	1- 1	2- 2				
5- 8	0- 0	0- 0	AWAY	1- 1	1- 4	3- 3				
0- 1	0- 0	0- 0	NEUTRAL	0- 0	0- 0	0- 1				
4- 5	0- 0	0- 0	NON-CONFERENCE	1- 2	1- 1	2- 2				
2- 1	0- 0	0- 0	HOME	0- 1	1- 0	1- 0				
2- 3	0- 0	0- 0	AWAY	1- 1	0- 1	1- 1				
0- 1	0- 0	0- 0	NEUTRAL	0- 0	0- 0	0- 1				
4- 9	0- 0	0- 0	CONFERENCE	0- 1	1- 4	3- 4				
1- 4	0- 0	0- 0	HOME	0- 1	0- 1	1- 2				
3- 5	0- 0	0- 0	AWAY	0- 0	1- 3	2- 2				
0- 0	0- 0	0- 0	NEUTRAL	0- 0	0- 0	0- 0				

RPI S	Opponent	Score	RPI S	Opponent	Score	RPI S	Opponent	Score	RPI S	Opponent	Score	Team's RPI: 234
						52	H New Mexico	55 84	102	A Idaho St.	81 77	
						78	A Arizona	47 71	102	H Idaho St.	69 80	
						86	H Idaho	69 86	107	A Northern Colo.	53 63	
						99	A Loyola Marymount	63 62	113	H Fresno St.	86 73	
									138	A Montana St.	70 80	
									140	A Portland St.	55 72	
									143	A Washington	59 81	
									165	A Montana	62 78	
									196	H Eastern Wash.	62 64	
									207	N SMU	48 55	
									230	A Sacramento St.	61 65	
									249	A Colorado St.	54 65	
									261	H California Baptist	91 88	
									270	A Southern Utah	78 69	
									270	H Southern Utah	76 82	
									314	A Weber St.	75 64	
									314	H Weber St.	74 64	
									343	A Seattle U	65 58	
LAST 12 Division I GAMES:												
207	N	SMU	48	55	107	A	Northern Colo.	53	63			
314	A	Weber St.	75	64	140	A	Portland St.	55	72			
102	A	Idaho St.	81	77	230	A	Sacramento St.	61	65			
196	H	Eastern Wash.	62	64	270	H	Southern Utah	76	82			
86	H	Idaho	69	86	102	H	Idaho St.	69	80			
270	A	Southern Utah	78	69	314	H	Weber St.	74	64			

Non-Div I Games:

Northern Ariz.

Average RPI Win:	184	WON-LOST	WINNING	LAST 10	STRENGTH OF	OPP. STRENGTH	TEAM	ADJ.	CONF.	ADJ CONF.
Average RPI Loss:	154	RECORD	PCT. RANK	GAMES	SCHEDULE	OF SCHEDULE	RPI	RPI	RPI	RPI
DIV. I ONLY	14- 7	80	0- 1	206	108	107	107	16	16	
DIV. I NON-CONF.	5- 4	139	0- 0	264	25	132	132	12	12	
TOTALS	RPI 1-25	RPI 26-50	W-L RECORDS	RPI 51-100	RPI 101-150	RPI 150+				
14- 7	0- 0	0- 1	OVERALL	1- 1	4- 3	9- 2				
7- 2	0- 0	0- 0	HOME	0- 0	3- 1	4- 1				
7- 5	0- 0	0- 1	AWAY	1- 1	1- 2	5- 1				
0- 0	0- 0	0- 0	NEUTRAL	0- 0	0- 0	0- 0				
5- 4	0- 0	0- 1	NON-CONFERENCE	0- 1	1- 1	4- 1				
3- 0	0- 0	0- 0	HOME	0- 0	1- 0	2- 0				
2- 4	0- 0	0- 1	AWAY	0- 1	0- 1	2- 1				
0- 0	0- 0	0- 0	NEUTRAL	0- 0	0- 0	0- 0				
9- 3	0- 0	0- 0	CONFERENCE	1- 0	3- 2	5- 1				
4- 2	0- 0	0- 0	HOME	0- 0	2- 1	2- 1				
5- 1	0- 0	0- 0	AWAY	1- 0	1- 1	3- 0				
0- 0	0- 0	0- 0	NEUTRAL	0- 0	0- 0	0- 0				

RPI S	Opponent	Score	RPI S	Opponent	Score	RPI S	Opponent	Score	RPI S	Opponent	Score	Team's RPI: 107
37	A BYU	50 70	53	A LSU	57 62	102	H Idaho St.	60 56	138	A Montana St.	84 73	
			86	A Idaho	86 72	138	H Montana St.	66 79	140	A Portland St.	66 85	
						140	H Portland St.	79 63	145	H Chattanooga	68 65	
						147	A Colorado	69 77	165	A Montana	73 62	
						170	H Denver	74 66	196	A Eastern Wash.	67 62	
						207	H SMU	58 57	230	H Sacramento St.	82 69	
						234	H Northern Ariz.	63 53	240	A San Francisco	68 63	
						249	A Colorado St.	53 47	250	A Air Force	57 69	
						270	A Southern Utah	71 44	314	H Weber St.	54 55	
LAST 12 Division I GAMES:												
140	A Portland St.	66 85	138	H Montana St.	66 79							
138	A Montana St.	84 73	165	A Montana	73 62							
234	H Northern Ariz.	63 53	196	A Eastern Wash.	67 62							
270	A Southern Utah	71 44	86	A Idaho	86 72							
102	H Idaho St.	60 56	140	H Portland St.	79 63							
314	H Weber St.	54 55	230	H Sacramento St.	82 69							

Non-Div I Games:

Northern Colo.

■ Loss, 
 ■ Non-Conf, S Site, 
 ■ Home 
 ■ Away 
 N Neutral

Average RPI Win:	200	WON-LOST	WINNING	LAST 10	STRENGTH OF	OPP. STRENGTH	TEAM	ADJ.	CONF.	ADJ CONF.
Average RPI Loss:	68	RECORD	PCT. RANK	GAMES	SCHEDULE	OF SCHEDULE	RPI	RPI	RPI	RPI
DIV. I ONLY	14- 8	101	1- 0	136	87	98	98	7	7	
DIV. I NON-CONF.	8- 4	91	1- 0	246	119	114	114	8	8	
TOTALS	RPI 1-25	RPI 26-50	W-L RECORDS	RPI 51-100	RPI 101-150	RPI 150+				
14- 8	0- 3	0- 2	OVERALL	3- 1	1- 0	10- 2				
9- 2	0- 1	0- 1	HOME	3- 0	1- 0	5- 0				
3- 6	0- 2	0- 1	AWAY	0- 1	0- 0	3- 2				
2- 0	0- 0	0- 0	NEUTRAL	0- 0	0- 0	2- 0				
8- 4	0- 1	0- 1	NON-CONFERENCE	2- 0	0- 0	6- 2				
6- 0	0- 0	0- 0	HOME	2- 0	0- 0	4- 0				
0- 4	0- 1	0- 1	AWAY	0- 0	0- 0	0- 2				
2- 0	0- 0	0- 0	NEUTRAL	0- 0	0- 0	2- 0				
6- 4	0- 2	0- 1	CONFERENCE	1- 1	1- 0	4- 0				
3- 2	0- 1	0- 1	HOME	1- 0	1- 0	1- 0				
3- 2	0- 1	0- 0	AWAY	0- 1	0- 0	3- 0				
0- 0	0- 0	0- 0	NEUTRAL	0- 0	0- 0	0- 0				

RPI 1-25				RPI 26-50				RPI 51-100				Team's RPI: 98	RPI 101+			
RPI	S	Opponent	Score	RPI	S	Opponent	Score	RPI	S	Opponent	Score		RPI	S	Opponent	Score
11	A	Iowa St.	60 70	32	H	Ohio	53 69	61	H	Miami (OH)	82 71		139	H	Akron	70 59
24	A	Buffalo	64 93	39	A	Indiana	73 91	76	H	Yale	89 80		163	A	Southern Ill.	73 82
25	H	Central Mich.	66 89					84	H	UNI	70 59		165	A	Montana	70 86
								87	A	Kent St.	78 87		182	A	Ball St.	93 83
													185	A	Eastern Mich.	68 65
													216	N	Western Ill.	86 61
													228	H	Brown	109 102
													231	A	Bowling Green	66 52
													231	H	Bowling Green	88 47
													232	N	Nevada	98 69
													268	H	Eastern Ill.	78 59
													319	H	North Dakota St.	81 63
													346	H	Chicago St.	114 52
LAST 12 Division I GAMES:																
232	N	Nevada	98 69	24	A	Buffalo	64 93									
84	H	UNI	70 59	32	H	Ohio	53 69									
11	A	Iowa St.	60 70	139	H	Akron	70 59									
182	A	Ball St.	93 83	231	A	Bowling Green	66 52									
231	H	Bowling Green	88 47	25	H	Central Mich.	66 89									
185	A	Eastern Mich.	68 65	87	A	Kent St.	78 87									

Non-Div I Games:

Northern Ill.

■ Loss, 
■ Non-Conf, 
■ S Site, 
■ H Home 
■ A Away 
N Neutral

Average RPI Win: <b>269</b>	WON-LOST	WINNING	LAST 10	STRENGTH OF	OPP. STRENGTH	TEAM	ADJ.	CONF.	ADJ CONF.
Average RPI Loss: <b>137</b>	RECORD	PCT. RANK	GAMES	SCHEDULE	OF SCHEDULE	RPI	RPI	RPI	RPI
DIV. I ONLY	6- 16	291	0- 1	175	190	279	279	21	21
DIV. I NON-CONF.	0- 9	336	0- 0	79	155	301	301	17	17
TOTALS	RPI 1-25	RPI 26-50	W-L RECORDS	RPI 51-100	RPI 101-150	RPI 150+			
6- 16	0- 1	0- 0	OVERALL	0- 6	1- 4	5- 5			
5- 4	0- 0	0- 0	HOME	0- 3	1- 0	4- 1			
1- 9	0- 1	0- 0	AWAY	0- 3	0- 2	1- 3			
0- 3	0- 0	0- 0	NEUTRAL	0- 0	0- 2	0- 1			
0- 9	0- 1	0- 0	NON-CONFERENCE	0- 3	0- 2	0- 3			
0- 2	0- 0	0- 0	HOME	0- 1	0- 0	0- 1			
0- 4	0- 1	0- 0	AWAY	0- 2	0- 0	0- 1			
0- 3	0- 0	0- 0	NEUTRAL	0- 0	0- 2	0- 1			
6- 7	0- 0	0- 0	CONFERENCE	0- 3	1- 2	5- 2			
5- 2	0- 0	0- 0	HOME	0- 2	1- 0	4- 0			
1- 5	0- 0	0- 0	AWAY	0- 1	0- 2	1- 2			
0- 0	0- 0	0- 0	NEUTRAL	0- 0	0- 0	0- 0			

RPI 1-25				RPI 26-50				RPI 51-100				RPI 101+ Team's RPI: 279			
RPI	S	Opponent	Score	RPI	S	Opponent	Score	RPI	S	Opponent	Score	RPI	S	Opponent	Score
3	A	Louisville	59 <b>92</b>					62	H	Belmont	53 <b>71</b>	124	A	IUPUI	48 <b>70</b>
								65	A	Green Bay	42 <b>70</b>	124	H	IUPUI	60 57
								65	H	Green Bay	61 <b>81</b>	125	N	Pepperdine	46 <b>51</b>
								77	H	Wright St.	55 <b>61</b>	127	A	Youngstown St.	66 <b>77</b>
								87	A	Kent St.	61 <b>62</b>	139	N	Akron	60 <b>77</b>
								97	A	Providence	43 <b>48</b>	189	A	Milwaukee	38 <b>59</b>
												189	H	Milwaukee	55 54
												195	H	Illinois St.	53 <b>58</b>
												269	A	Cleveland St.	47 <b>76</b>
												283	N	La Salle	56 <b>74</b>
												287	A	Austin Peay	48 <b>52</b>
												304	H	Oakland	72 50
												331	A	UIC	67 49
												331	H	UIC	78 44
												336	H	Detroit Mercy	68 56
LAST 12 Division I GAMES:															
189	A	Milwaukee	38 <b>59</b>	127	A	Youngstown St.	66 <b>77</b>								
65	A	Green Bay	42 <b>70</b>	269	A	Cleveland St.	47 <b>76</b>								
331	H	UIC	78 44	77	H	Wright St.	55 <b>61</b>								
124	H	IUPUI	60 57	65	H	Green Bay	61 <b>81</b>								
304	H	Oakland	72 50	189	H	Milwaukee	55 54								
336	H	Detroit Mercy	68 56	124	A	IUPUI	48 <b>70</b>								

Non-Div I Games: Alderson Broadus 73 32

Northern Ky.

■ Loss, 
 ■ Non-Conf, 
 ■ S Site, 
 ■ H Home 
 ■ A Away 
 N Neutral

## Northwestern

Through Games Of Feb. 9, 2019

Average RPI Win:	159	WON-LOST	WINNING	LAST 10	STRENGTH OF	OPP. STRENGTH	TEAM	ADJ.	CONF.	ADJ CONF.
Average RPI Loss:	61	RECORD	PCT. RANK	GAMES	SCHEDULE	OF SCHEDULE	RPI	RPI	RPI	RPI
DIV. I ONLY	14- 9	114	0- 1	76	40	82	82	4	4	
DIV. I NON-CONF.	7- 4	109	0- 1	206	33	143	143	6	6	
TOTALS	RPI 1-25	RPI 26-50	W-L RECORDS	RPI 51-100	RPI 101-150	RPI 150+				
14- 9	1- 3	1- 2	OVERALL	2- 1	3- 3	7- 0				
8- 4	1- 1	0- 1	HOME	1- 0	2- 2	4- 0				
5- 4	0- 2	1- 1	AWAY	1- 1	1- 0	2- 0				
1- 1	0- 0	0- 0	NEUTRAL	0- 0	0- 1	1- 0				
7- 4	0- 1	0- 1	NON-CONFERENCE	2- 0	1- 2	4- 0				
4- 2	0- 1	0- 0	HOME	1- 0	1- 1	2- 0				
2- 1	0- 0	0- 1	AWAY	1- 0	0- 0	1- 0				
1- 1	0- 0	0- 0	NEUTRAL	0- 0	0- 1	1- 0				
7- 5	1- 2	1- 1	CONFERENCE	0- 1	2- 1	3- 0				
4- 2	1- 0	0- 1	HOME	0- 0	1- 1	2- 0				
3- 3	0- 2	1- 0	AWAY	0- 1	1- 0	1- 0				
0- 0	0- 0	0- 0	NEUTRAL	0- 0	0- 0	0- 0				

RPI 1-25				RPI 26-50				RPI 51-100 Team's RPI: 82				RPI 101+			
RPI	S	Opponent	Score	RPI	S	Opponent	Score	RPI	S	Opponent	Score	RPI	S	Opponent	Score
9	H	Marquette	57 76	36	A	DePaul	60 76	59	A	Michigan	78 79	101	H	Ohio St.	76 59
15	A	Rutgers	41 45	39	A	Indiana	75 69	65	A	Green Bay	57 55	106	A	Nebraska	58 54
19	A	Maryland	57 72	46	H	Purdue	54 57	66	H	Duke	84 58	117	H	Minnesota	54 61
23	H	Michigan St.	70 62									118	N	Kansas	57 66
												126	H	Pittsburgh	49 52
												136	H	UT Martin	90 64
												180	H	Wisconsin	72 46
												186	A	Illinois	64 56
												186	H	Illinois	68 45
												203	A	Florida	83 74
												251	N	Wichita St.	65 43
												331	H	UIC	87 44
												346	H	Chicago St.	97 35
LAST 12 Division I GAMES:															
118	N	Kansas	57 66	180	H	Wisconsin	72 46								
19	A	Maryland	57 72	39	A	Indiana	75 69								
101	H	Ohio St.	76 59	46	H	Purdue	54 57								
117	H	Minnesota	54 61	59	A	Michigan	78 79								
186	A	Illinois	64 56	23	H	Michigan St.	70 62								
106	A	Nebraska	58 54	186	H	Illinois	68 45								

Non-Div I Games:

Northwestern

■ Loss, 
■ Non-Conf, S Site, 
■ Home 
■ Away 
N Neutral

Average RPI Win:	321	WON-LOST	WINNING	LAST 10	STRENGTH OF	OPP. STRENGTH	TEAM	ADJ.	CONF.	ADJ CONF.
Average RPI Loss:	189	RECORD	PCT. RANK	GAMES	SCHEDULE	OF SCHEDULE	RPI	RPI	RPI	RPI
DIV. I ONLY	4- 14	314	0- 0	324	277	332	332	25	25	
DIV. I NON-CONF.	1- 6	318	0- 0	299	109	337	337	23	23	
TOTALS	RPI 1-25	RPI 26-50	W-L RECORDS	RPI 51-100	RPI 101-150	RPI 150+				
4- 14	0- 0	0- 1	OVERALL	0- 2	0- 1	4- 10				
3- 3	0- 0	0- 0	HOME	0- 0	0- 0	3- 3				
1- 11	0- 0	0- 1	AWAY	0- 2	0- 1	1- 7				
0- 0	0- 0	0- 0	NEUTRAL	0- 0	0- 0	0- 0				
1- 6	0- 0	0- 1	NON-CONFERENCE	0- 1	0- 1	1- 3				
1- 1	0- 0	0- 0	HOME	0- 0	0- 0	1- 1				
0- 5	0- 0	0- 1	AWAY	0- 1	0- 1	0- 2				
0- 0	0- 0	0- 0	NEUTRAL	0- 0	0- 0	0- 0				
3- 8	0- 0	0- 0	CONFERENCE	0- 1	0- 0	3- 7				
2- 2	0- 0	0- 0	HOME	0- 0	0- 0	2- 2				
1- 6	0- 0	0- 0	AWAY	0- 1	0- 0	1- 5				
0- 0	0- 0	0- 0	NEUTRAL	0- 0	0- 0	0- 0				

RPI 1-25				RPI 26-50				RPI 51-100				RPI 101+				Team's RPI: 332			
RPI	S	Opponent	Score	RPI	S	Opponent	Score	RPI	S	Opponent	Score	RPI	S	Opponent	Score				
				29	A	Texas	66 104					54	A	SFA	56 84	128	A	Alabama	73 87
												74	A	Arkansas	53 98	156	A	Oklahoma	56 93
																167	H	Abilene Christian	63 72
																181	A	Nicholls St.	86 97
																187	A	Sam Houston St.	55 66
																191	A	Southern Miss.	54 69
																267	A	A&M-Corpus Christi	55 79
																276	H	Southeastern La.	58 47
																289	A	Central Ark.	52 74
																295	H	La.-Monroe	55 63
																316	A	New Orleans	73 84
																316	H	New Orleans	62 67
																329	A	McNeese	89 73
																329	H	McNeese	82 63
																350	H	Alcorn	78 65
LAST 12 Division I GAMES:																			
				329	A	McNeese	89 73					167	H	Abilene Christian	63 72				
				316	A	New Orleans	73 84					54	A	SFA	56 84				
				289	A	Central Ark.	52 74					267	A	A&M-Corpus Christi	55 79				
				316	H	New Orleans	62 67					329	H	McNeese	82 63				
				276	H	Southeastern La.	58 47					181	A	Nicholls St.	86 97				
				187	A	Sam Houston St.	55 66					29	A	Texas	66 104				

Non-Div I Games: Loyola (LA) 71 66 Central Baptist 82 56 LeTourneau 100 40 Centenary (LA) 94 51 Northwestern St.



Average RPI Win:	73	WON-LOST	WINNING	LAST 10	STRENGTH OF	OPP. STRENGTH	TEAM	ADJ.	CONF.	ADJ CONF.
Average RPI Loss:	18	RECORD	PCT. RANK	GAMES	SCHEDULE	OF SCHEDULE	RPI	RPI	RPI	RPI
DIV. I ONLY	21- 3	10	1- 0	1	4	1	1	1	1	1
DIV. I NON-CONF.	13- 1	9	1- 0	1	13	1	1	1	1	1
TOTALS	RPI 1-25	RPI 26-50	W-L RECORDS	RPI 51-100	RPI 101-150	RPI 150+				
21- 3	5- 2	5- 1	OVERALL	5- 0	4- 0	2- 0				
11- 1	2- 1	1- 0	HOME	2- 0	4- 0	2- 0				
7- 2	1- 1	3- 1	AWAY	3- 0	0- 0	0- 0				
3- 0	2- 0	1- 0	NEUTRAL	0- 0	0- 0	0- 0				
13- 1	4- 1	2- 0	NON-CONFERENCE	4- 0	1- 0	2- 0				
6- 1	1- 1	0- 0	HOME	2- 0	1- 0	2- 0				
4- 0	1- 0	1- 0	AWAY	2- 0	0- 0	0- 0				
3- 0	2- 0	1- 0	NEUTRAL	0- 0	0- 0	0- 0				
8- 2	1- 1	3- 1	CONFERENCE	1- 0	3- 0	0- 0				
5- 0	1- 0	1- 0	HOME	0- 0	3- 0	0- 0				
3- 2	0- 1	2- 1	AWAY	1- 0	0- 0	0- 0				
0- 0	0- 0	0- 0	NEUTRAL	0- 0	0- 0	0- 0				

RPI S	Opponent	Score	RPI S	Opponent	Score	RPI S	Opponent	Score	RPI S	Opponent	Score
3 H	Louisville	82 68	27 A	North Carolina	73 78	64 A	Tennessee	77 62	108 H	Wake Forest	78 48
6 H	UConn	71 89	33 N	Oregon St.	91 81	67 A	Virginia Tech	80 51	109 H	Boston College	92 63
9 A	Marquette	87 63	36 A	DePaul	101 77	73 H	Penn	75 55	126 H	Pittsburgh	100 44
12 H	Iowa	105 71	47 A	Clemson	101 63	80 H	Harvard	103 58	130 H	Western Ky.	94 53
13 N	Gonzaga	81 65	48 A	Georgia Tech	76 55	87 A	Toledo	72 56	152 H	Lehigh	95 68
21 A	Miami (FL)	65 72	48 H	Georgia Tech	90 50				263 H	Binghamton	103 53
22 N	Drake	82 64									
LAST 12 Division I GAMES:											
33 N	Oregon St.	91 81	64 A	Tennessee	77 62						
22 N	Drake	82 64	109 H	Boston College	92 63						
21 A	Miami (FL)	65 72	67 A	Virginia Tech	80 51						
48 H	Georgia Tech	90 50	108 H	Wake Forest	78 48						
47 A	Clemson	101 63	3 H	Louisville	82 68						
27 A	North Carolina	73 78	48 A	Georgia Tech	76 55						

Non-Div I Games:

Notre Dame

Average RPI Win:	317	WON-LOST	WINNING	LAST 10	STRENGTH OF	OPP. STRENGTH	TEAM	ADJ.	CONF.	ADJ CONF.
Average RPI Loss:	143	RECORD	PCT. RANK	GAMES	SCHEDULE	OF SCHEDULE	RPI	RPI	RPI	RPI
DIV. I ONLY	3- 18	332	1- 0	167	199	304	304	21	21	
DIV. I NON-CONF.	1- 8	322	0- 0	26	91	237	237	17	17	
TOTALS	RPI 1-25	RPI 26-50	W-L RECORDS	RPI 51-100	RPI 101-150	RPI 150+				
3- 18	0- 2	0- 1	OVERALL	0- 4	0- 5	3- 6				
2- 7	0- 1	0- 1	HOME	0- 2	0- 1	2- 2				
1- 10	0- 1	0- 0	AWAY	0- 2	0- 3	1- 4				
0- 1	0- 0	0- 0	NEUTRAL	0- 0	0- 1	0- 0				
1- 8	0- 2	0- 1	NON-CONFERENCE	0- 2	0- 2	1- 1				
1- 3	0- 1	0- 1	HOME	0- 1	0- 0	1- 0				
0- 4	0- 1	0- 0	AWAY	0- 1	0- 1	0- 1				
0- 1	0- 0	0- 0	NEUTRAL	0- 0	0- 1	0- 0				
2- 10	0- 0	0- 0	CONFERENCE	0- 2	0- 3	2- 5				
1- 4	0- 0	0- 0	HOME	0- 1	0- 1	1- 2				
1- 6	0- 0	0- 0	AWAY	0- 1	0- 2	1- 3				
0- 0	0- 0	0- 0	NEUTRAL	0- 0	0- 0	0- 0				

RPI 1-25				RPI 26-50				RPI 51-100				RPI 101+ Team's RPI: 304			
RPI	S	Opponent	Score	RPI	S	Opponent	Score	RPI	S	Opponent	Score	RPI	S	Opponent	Score
23	H	Michigan St.	58 102	39	H	Indiana	32 59	59	H	Michigan	59 85	124	A	IUPUI	53 82
25	A	Central Mich.	61 104					65	H	Green Bay	53 77	127	A	Youngstown St.	61 76
								77	A	Wright St.	58 69	127	H	Youngstown St.	55 69
								87	A	Kent St.	65 75	139	N	Akron	65 85
												146	A	Bradley	64 73
												189	H	Milwaukee	52 79
												195	A	Illinois St.	56 62
												269	A	Cleveland St.	90 98
												269	H	Cleveland St.	62 64
												279	A	Northern Ky.	50 72
												280	H	Canisius	71 60
												331	A	UIC	65 69
												336	A	Detroit Mercy	76 65
												336	H	Detroit Mercy	74 67
LAST 12 Division I GAMES:															
336	A	Detroit Mercy	76 65	189	H	Milwaukee	52 79								
269	A	Cleveland St.	90 98	124	A	IUPUI	53 82								
127	A	Youngstown St.	61 76	331	A	UIC	65 69								
279	A	Northern Ky.	50 72	336	H	Detroit Mercy	74 67								
77	A	Wright St.	58 69	127	H	Youngstown St.	55 69								
65	H	Green Bay	53 77	269	H	Cleveland St.	62 64								

Non-Div I Games: Grace Bible (MI) 94 48 Rochester College 64 46

Oakland

Loss, Non-Conf, S Site, H Home A Away N Neutral

Average RPI Win:	162	WON-LOST	WINNING	LAST 10	STRENGTH OF	OPP. STRENGTH	TEAM	ADJ.	CONF.	ADJ CONF.
Average RPI Loss:	43	RECORD	PCT. RANK	GAMES	SCHEDULE	OF SCHEDULE	RPI	RPI	RPI	RPI
DIV. I ONLY	20- 2	9	1- 0	143	78	32	32	7	7	
DIV. I NON-CONF.	11- 0	1	0- 0	279	124	41	41	8	8	
TOTALS	RPI 1-25	RPI 26-50	W-L RECORDS	RPI 51-100	RPI 101-150	RPI 150+				
20- 2	2- 1	1- 0	OVERALL	4- 1	3- 0	10- 0				
10- 2	0- 1	1- 0	HOME	1- 1	2- 0	6- 0				
8- 0	2- 0	0- 0	AWAY	2- 0	1- 0	3- 0				
2- 0	0- 0	0- 0	NEUTRAL	1- 0	0- 0	1- 0				
11- 0	0- 0	1- 0	NON-CONFERENCE	2- 0	2- 0	6- 0				
6- 0	0- 0	1- 0	HOME	0- 0	1- 0	4- 0				
3- 0	0- 0	0- 0	AWAY	1- 0	1- 0	1- 0				
2- 0	0- 0	0- 0	NEUTRAL	1- 0	0- 0	1- 0				
9- 2	2- 1	0- 0	CONFERENCE	2- 1	1- 0	4- 0				
4- 2	0- 1	0- 0	HOME	1- 1	1- 0	2- 0				
5- 0	2- 0	0- 0	AWAY	1- 0	0- 0	2- 0				
0- 0	0- 0	0- 0	NEUTRAL	0- 0	0- 0	0- 0				

RPI S	Opponent	Score	RPI S	Opponent	Score	RPI S	Opponent	Score	RPI S	Opponent	Score
24	A Buffalo	74 71	46	H Purdue	80 73	57	N Lamar University	87 62	116	H UNCW	95 72
25	A Central Mich.	78 75				61	H Miami (OH)	61 67	124	A IUPUI	73 66
25	H Central Mich.	70 88				87	H Kent St.	83 81	139	H Akron	92 70
						94	A American	77 67	182	A Ball St.	90 75
						98	A Northern Ill.	69 53	182	H Ball St.	94 62
									185	H Eastern Mich.	85 44
									210	N St. Bonaventure	70 53
									231	A Bowling Green	82 79
									253	A Richmond	109 58
									263	H Binghamton	86 49
									269	H Cleveland St.	72 54
									326	H Eastern Ky.	100 60
									327	H Coppin St.	87 62
LAST 12 Division I GAMES:											
25	A Central Mich.	78 75	185	H Eastern Mich.	85 44						
139	H Akron	92 70	87	H Kent St.	83 81						
182	H Ball St.	94 62	182	A Ball St.	90 75						
61	H Miami (OH)	61 67	25	H Central Mich.	70 88						
231	A Bowling Green	82 79	24	A Buffalo	74 71						
98	A Northern Ill.	69 53	94	A American	77 67						

Non-Div I Games:

Ohio

Average RPI Win: 126		WON-LOST	WINNING	LAST 10	STRENGTH OF	OPP. STRENGTH	TEAM	ADJ.	CONF.	ADJ CONF.
Average RPI Loss: 66		RECORD	PCT. RANK	GAMES	SCHEDULE	OF SCHEDULE	RPI	RPI	RPI	RPI
DIV. I ONLY		10- 11	180	1- 0	37	15	101	101	4	4
DIV. I NON-CONF.		4- 5	190	0- 0	122	8	186	186	6	6
TOTALS		RPI 1-25	RPI 26-50	W-L RECORDS	RPI 51-100	RPI 101-150	RPI 150+			
10- 11	1- 3		2- 2	OVERALL	1- 3	3- 3	3- 0			
8- 3	1- 1		2- 0	HOME	1- 0	1- 2	3- 0			
2- 6	0- 2		0- 1	AWAY	0- 2	2- 1	0- 0			
0- 2	0- 0		0- 1	NEUTRAL	0- 1	0- 0	0- 0			
4- 5	0- 1		1- 1	NON-CONFERENCE	1- 1	0- 2	2- 0			
4- 1	0- 0		1- 0	HOME	1- 0	0- 1	2- 0			
0- 2	0- 1		0- 0	AWAY	0- 0	0- 1	0- 0			
0- 2	0- 0		0- 1	NEUTRAL	0- 1	0- 0	0- 0			
6- 6	1- 2		1- 1	CONFERENCE	0- 2	3- 1	1- 0			
4- 2	1- 1		1- 0	HOME	0- 0	1- 1	1- 0			
2- 4	0- 1		0- 1	AWAY	0- 2	2- 0	0- 0			
0- 0	0- 0		0- 0	NEUTRAL	0- 0	0- 0	0- 0			

RPI 1-25					
RPI	S	Opponent	Score		
6	A	UConn	53	85	
19	A	Maryland	69	75	
19	H	Maryland	57	70	
23	H	Michigan St.	65	55	

RPI 26-50					
RPI	S	Opponent	Score		
27	H	North Carolina	76	69	
39	H	Indiana	55	50	
45	N	Butler	53	66	
46	A	Purdue	42	60	

RPI 51-100					
RPI	S	Opponent	Score		
59	A	Michigan	58	62	
67	N	Virginia Tech	73	81	
82	A	Northwestern	59	76	
89	H	Cincinnati	69	56	

Team's RPI: 101					
RPI	S	Opponent	Score		
106	H	Nebraska	69	78	
117	A	Minnesota	65	55	
121	A	Penn St.	76	71	
121	H	Penn St.	78	73	
134	H	South Fla.	47	71	
143	A	Washington	59	69	
186	H	Illinois	78	70	
203	H	Florida	46	41	
336	H	Detroit Mercy	55	41	

LAST 12 Division I GAMES:					
121	H	Penn St.	78	73	
82	A	Northwestern	59	76	
186	H	Illinois	78	70	
117	A	Minnesota	65	55	
19	H	Maryland	57	70	
59	A	Michigan	58	62	
121	A	Penn St.	76	71	
23	H	Michigan St.	65	55	
39	H	Indiana	55	50	
19	A	Maryland	69	75	
106	H	Nebraska	69	78	
46	A	Purdue	42	60	

Non-Div I Games:

Ohio St.

Loss, Non-Conf, S Site, H Home A Away N Neutral

Average RPI Win:	219	WON-LOST	WINNING	LAST 10	STRENGTH OF	OPP. STRENGTH	TEAM	ADJ.	CONF.	ADJ CONF.
Average RPI Loss:	58	RECORD	PCT. RANK	GAMES	SCHEDULE	OF SCHEDULE	RPI	RPI	RPI	RPI
DIV. I ONLY	5- 16	306	0- 1	10	44	156	156	3	3	
DIV. I NON-CONF.	4- 7	228	0- 1	39	106	159	159	3	3	
TOTALS	RPI 1-25	RPI 26-50	W-L RECORDS	RPI 51-100	RPI 101-150	RPI 150+				
5- 16	0- 3	0- 5	OVERALL	0- 4	2- 4	3- 0				
4- 5	0- 2	0- 2	HOME	0- 1	2- 0	2- 0				
1- 9	0- 1	0- 2	AWAY	0- 3	0- 3	1- 0				
0- 2	0- 0	0- 1	NEUTRAL	0- 0	0- 1	0- 0				
4- 7	0- 1	0- 2	NON-CONFERENCE	0- 2	1- 2	3- 0				
3- 2	0- 1	0- 1	HOME	0- 0	1- 0	2- 0				
1- 3	0- 0	0- 0	AWAY	0- 2	0- 1	1- 0				
0- 2	0- 0	0- 1	NEUTRAL	0- 0	0- 1	0- 0				
1- 9	0- 2	0- 3	CONFERENCE	0- 2	1- 2	0- 0				
1- 3	0- 1	0- 1	HOME	0- 1	1- 0	0- 0				
0- 6	0- 1	0- 2	AWAY	0- 1	0- 2	0- 0				
0- 0	0- 0	0- 0	NEUTRAL	0- 0	0- 0	0- 0				

RPI 1-25				RPI 26-50				RPI 51-100				RPI 101+ Team's RPI: 156			
RPI	S	Opponent	Score	RPI	S	Opponent	Score	RPI	S	Opponent	Score	RPI	S	Opponent	Score
2	H	Baylor	53 74	29	A	Texas	63 73	52	A	New Mexico	80 84	103	A	Oklahoma St.	74 84
6	H	UConn	63 72	29	H	Texas	67 76	55	A	Kansas St.	56 86	118	A	Kansas	79 88
11	A	Iowa St.	78 104	36	H	DePaul	76 87	63	A	Auburn	79 95	129	N	UAB	84 89
				41	A	TCU	71 86	70	H	West Virginia	55 66	130	H	Western Ky.	90 83
				47	N	Clemson	62 74					134	A	South Fla.	70 87
LAST 12 Division I GAMES:															
				47	N	Clemson	62 74	11	A	Iowa St.	78 104	137	H	Texas Tech	66 61
				103	A	Oklahoma St.	74 84	70	H	West Virginia	55 66	207	A	SMU	77 61
				29	H	Texas	67 76	29	A	Texas	63 73	289	H	Central Ark.	65 52
				118	A	Kansas	79 88	55	A	Kansas St.	56 86	332	H	Northwestern St.	93 56
				2	H	Baylor	53 74	137	H	Texas Tech	66 61				
				41	A	TCU	71 86	207	A	SMU	77 61				

Non-Div I Games:

Oklahoma

■ Loss, 
■ Non-Conf, 
■ S Site, 
■ H Home 
■ A Away 
N Neutral

Average RPI Win:	186	WON-LOST	WINNING	LAST 10	STRENGTH OF	OPP. STRENGTH	TEAM	ADJ.	CONF.	ADJ CONF.
Average RPI Loss:	50	RECORD	PCT. RANK	GAMES	SCHEDULE	OF SCHEDULE	RPI	RPI	RPI	RPI
DIV. I ONLY	13- 9	125	0- 1	87	48	103	103	3	3	
DIV. I NON-CONF.	9- 2	43	0- 0	273	148	111	111	3	3	
TOTALS	RPI 1-25	RPI 26-50	W-L RECORDS	RPI 51-100	RPI 101-150	RPI 150+				
13- 9	0- 2	1- 3	OVERALL	0- 3	2- 1	10- 0				
11- 3	0- 2	1- 0	HOME	0- 1	1- 0	9- 0				
2- 6	0- 0	0- 3	AWAY	0- 2	1- 1	1- 0				
0- 0	0- 0	0- 0	NEUTRAL	0- 0	0- 0	0- 0				
9- 2	0- 0	0- 1	NON-CONFERENCE	0- 1	0- 0	9- 0				
8- 1	0- 0	0- 0	HOME	0- 1	0- 0	8- 0				
1- 1	0- 0	0- 1	AWAY	0- 0	0- 0	1- 0				
0- 0	0- 0	0- 0	NEUTRAL	0- 0	0- 0	0- 0				
4- 7	0- 2	1- 2	CONFERENCE	0- 2	2- 1	1- 0				
3- 2	0- 2	1- 0	HOME	0- 0	1- 0	1- 0				
1- 5	0- 0	0- 2	AWAY	0- 2	1- 1	0- 0				
0- 0	0- 0	0- 0	NEUTRAL	0- 0	0- 0	0- 0				

RPI	S	Opponent	Score	RPI	S	Opponent	Score	RPI	S	Opponent	Score	RPI	S	Opponent	Score	Team's RPI: 103
2	H	Baylor	58 66	29	A	Texas	51 60	55	A	Kansas St.	48 59	118	A	Kansas	72 62	
11	H	Iowa St.	71 84	41	A	TCU	55 69	64	H	Tennessee	63 76	137	A	Texas Tech	78 90	
				41	H	TCU	75 71	70	A	West Virginia	58 67	137	H	Texas Tech	65 57	
				44	A	UCLA	59 71					156	H	Oklahoma	84 74	
												164	H	UC Riverside	76 51	
												175	H	Arkansas St.	62 60	
												178	H	Oral Roberts	89 69	
												183	H	Texas St.	66 55	
												201	H	Prairie View	70 50	
												211	H	Grambling	86 40	
												251	A	Wichita St.	60 47	
												271	H	Samford	82 62	
												333	H	Houston Baptist	77 44	
LAST 12 Division I GAMES:																
137	A	Texas Tech	78 90	118	A	Kansas	72 62									
156	H	Oklahoma	84 74	137	H	Texas Tech	65 57									
41	A	TCU	55 69	70	A	West Virginia	58 67									
2	H	Baylor	58 66	41	H	TCU	75 71									
11	H	Iowa St.	71 84	29	A	Texas	51 60									
55	A	Kansas St.	48 59	211	H	Grambling	86 40									

Non-Div I Games:

Oklahoma St.

■ Loss, 
■ Non-Conf, S Site, 
■ Home 
■ Away 
N Neutral

Average RPI Win:	203	WON-LOST	WINNING	LAST 10	STRENGTH OF	OPP. STRENGTH	TEAM	ADJ.	CONF.	ADJ CONF.
Average RPI Loss:	96	RECORD	PCT. RANK	GAMES	SCHEDULE	OF SCHEDULE	RPI	RPI	RPI	RPI
DIV. I ONLY	17- 7	68	0- 1	100	182	72	72	14	14	
DIV. I NON-CONF.	9- 3	61	0- 1	44	205	40	40	18	18	
TOTALS	RPI 1-25	RPI 26-50	W-L RECORDS	RPI 51-100	RPI 101-150	RPI 150+				
17- 7	0- 1	0- 2	OVERALL	2- 1	4- 2	11- 1				
9- 2	0- 0	0- 0	HOME	1- 1	1- 1	7- 0				
6- 4	0- 1	0- 1	AWAY	1- 0	2- 1	3- 1				
2- 1	0- 0	0- 1	NEUTRAL	0- 0	1- 0	1- 0				
9- 3	0- 1	0- 1	NON-CONFERENCE	1- 1	3- 0	5- 0				
4- 1	0- 0	0- 0	HOME	0- 1	1- 0	3- 0				
3- 1	0- 1	0- 0	AWAY	1- 0	1- 0	1- 0				
2- 1	0- 0	0- 1	NEUTRAL	0- 0	1- 0	1- 0				
8- 4	0- 0	0- 1	CONFERENCE	1- 0	1- 2	6- 1				
5- 1	0- 0	0- 0	HOME	1- 0	0- 1	4- 0				
3- 3	0- 0	0- 1	AWAY	0- 0	1- 1	2- 1				
0- 0	0- 0	0- 0	NEUTRAL	0- 0	0- 0	0- 0				

RPI 1-25				RPI 26-50				RPI 51-100				Team's RPI: 72	RPI 101+			
RPI	S	Opponent	Score	RPI	S	Opponent	Score	RPI	S	Opponent	Score		RPI	S	Opponent	Score
10	A	NC State	56 85	34	A	Rice	42 48	56	H	Middle Tenn.	70 65		114	H	VCU	60 57
				49	N	Saint Mary's (CA)	65 83	89	A	Cincinnati	76 72		129	H	UAB	61 69
								96	H	Virginia	67 73		130	A	Western Ky.	60 75
													131	N	Tennessee Tech	80 73
													133	A	Tulane	56 48
													150	A	Louisiana Tech	70 59
													162	H	William & Mary	83 69
													173	A	North Texas	72 71
													191	A	Southern Miss.	53 50
													224	A	Marshall	48 57
													241	A	Campbell	83 59
													241	N	Jacksonville	78 76
													264	H	UTEP	78 59
													272	H	Norfolk St.	69 53
													294	H	Fla. Atlantic	87 53
													297	H	UTSA	72 47
													324	H	FIU	95 68
													327	H	Coppin St.	81 51
LAST 12 Division I GAMES:																
				49	N	Saint Mary's (CA)	65 83	264	H	UTEP	78 59					
				56	H	Middle Tenn.	70 65	191	A	Southern Miss.	53 50					
				129	H	UAB	61 69	150	A	Louisiana Tech	70 59					
				34	A	Rice	42 48	324	H	FIU	95 68					
				173	A	North Texas	72 71	294	H	Fla. Atlantic	87 53					
				297	H	UTSA	72 47	130	A	Western Ky.	60 75					

Non-Div I Games:

Old Dominion

■ Loss, 
■ Non-Conf, 
■ S Site, 
■ H Home 
■ A Away 
N Neutral

Average RPI Win:	229	WON-LOST	WINNING	LAST 10	STRENGTH OF	OPP. STRENGTH	TEAM	ADJ.	CONF.	ADJ CONF.
Average RPI Loss:	76	RECORD	PCT. RANK	GAMES	SCHEDULE	OF SCHEDULE	RPI	RPI	RPI	RPI
DIV. I ONLY	8- 16	256	0- 1	63	82	197	197	5	5	
DIV. I NON-CONF.	6- 8	199	0- 0	163	202	259	259	5	5	
TOTALS	RPI 1-25	RPI 26-50	W-L RECORDS	RPI 51-100	RPI 101-150	RPI 150+				
8- 16	0- 4	1- 3	OVERALL	0- 4	0- 3	7- 2				
7- 8	0- 1	0- 1	HOME	0- 4	0- 1	7- 1				
1- 5	0- 2	1- 1	AWAY	0- 0	0- 1	0- 1				
0- 3	0- 1	0- 1	NEUTRAL	0- 0	0- 1	0- 0				
6- 8	0- 1	0- 2	NON-CONFERENCE	0- 1	0- 3	6- 1				
6- 4	0- 0	0- 1	HOME	0- 1	0- 1	6- 1				
0- 1	0- 0	0- 0	AWAY	0- 0	0- 1	0- 0				
0- 3	0- 1	0- 1	NEUTRAL	0- 0	0- 1	0- 0				
2- 8	0- 3	1- 1	CONFERENCE	0- 3	0- 0	1- 1				
1- 4	0- 1	0- 0	HOME	0- 3	0- 0	1- 0				
1- 4	0- 2	1- 1	AWAY	0- 0	0- 0	0- 1				
0- 0	0- 0	0- 0	NEUTRAL	0- 0	0- 0	0- 0				

RPI S	Opponent	Score	RPI S	Opponent	Score	RPI S	Opponent	Score	RPI S	Opponent	Score	Team's RPI: 197
6 N	UConn	50 90	26 A	Kentucky	55 49	53 H	LSU	41 55	119 N	St. John's (NY)	59 64	
7 A	Mississippi St.	49 80	31 A	Missouri	55 78	63 H	Auburn	51 64	124 H	IUPUI	58 66	
16 A	South Carolina	42 76	41 H	TCU	50 55	74 H	Arkansas	55 85	150 A	Louisiana Tech	71 80	
20 H	Texas A&M	60 72	46 N	Purdue	59 70	81 H	Troy	54 71	172 H	Temple	62 55	
									179 A	Vanderbilt	68 80	
									203 H	Florida	76 66	
									204 H	Jacksonville St.	49 60	
									252 H	Louisiana	79 57	
									272 H	Norfolk St.	60 42	
									274 H	North Florida	82 69	
									285 H	Western Mich.	69 66	
									348 H	Savannah St.	74 51	
LAST 12 Division I GAMES:												
16 A	South Carolina	42 76	26 A	Kentucky	55 49							
20 H	Texas A&M	60 72	53 H	LSU	41 55							
63 H	Auburn	51 64	74 H	Arkansas	55 85							
7 A	Mississippi St.	49 80	31 A	Missouri	55 78							
179 A	Vanderbilt	68 80	274 H	North Florida	82 69							
203 H	Florida	76 66	81 H	Troy	54 71							

Non-Div I Games:

Ole Miss

■ Loss, 
■ Non-Conf, 
■ S Site, 
■ H Home 
■ A Away 
N Neutral



Average RPI Win:	323	WON-LOST	WINNING	LAST 10	STRENGTH OF	OPP. STRENGTH	TEAM	ADJ.	CONF.	ADJ CONF.
Average RPI Loss:	153	RECORD	PCT. RANK	GAMES	SCHEDULE	OF SCHEDULE	RPI	RPI	RPI	RPI
DIV. I ONLY	5- 17	309	1- 0	272	251	317	317	18	18	
DIV. I NON-CONF.	4- 7	228	1- 0	302	292	290	290	19	19	
TOTALS	RPI 1-25	RPI 26-50	W-L RECORDS	RPI 51-100	RPI 101-150	RPI 150+				
5- 17	0- 0	0- 3	OVERALL	0- 2	0- 3	5- 9				
3- 7	0- 0	0- 1	HOME	0- 0	0- 1	3- 5				
1- 9	0- 0	0- 2	AWAY	0- 2	0- 2	1- 3				
1- 1	0- 0	0- 0	NEUTRAL	0- 0	0- 0	1- 1				
4- 7	0- 0	0- 0	NON-CONFERENCE	0- 2	0- 3	4- 2				
2- 2	0- 0	0- 0	HOME	0- 0	0- 1	2- 1				
1- 4	0- 0	0- 0	AWAY	0- 2	0- 2	1- 0				
1- 1	0- 0	0- 0	NEUTRAL	0- 0	0- 0	1- 1				
1- 10	0- 0	0- 3	CONFERENCE	0- 0	0- 0	1- 7				
1- 5	0- 0	0- 1	HOME	0- 0	0- 0	1- 4				
0- 5	0- 0	0- 2	AWAY	0- 0	0- 0	0- 3				
0- 0	0- 0	0- 0	NEUTRAL	0- 0	0- 0	0- 0				

RPI S	Opponent	Score	RPI S	Opponent	Score	RPI S	Opponent	Score	RPI S	Opponent	Score	Team's RPI: 317
28	A South Dakota St.	47 81	55	A Kansas St.	46 61	120	A Creighton	51 66				
38	A South Dakota	33 78	84	A UNI	50 79	138	A Montana St.	56 59				
38	H South Dakota	49 80				146	H Bradley	60 80				
						155	H CSUN	52 64				
						170	H Denver	68 95				
						178	H Oral Roberts	56 71				
						216	A Western Ill.	70 78				
						216	H Western Ill.	67 79				
						226	A North Dakota	57 68				
						226	H North Dakota	68 69				
						241	N Campbell	52 65				
						273	H CSU Bakersfield	53 46				
						319	H North Dakota St.	78 61				
						334	A Purdue Fort Wayne	48 56				
						336	A Detroit Mercy	51 42				
						340	H USC Upstate	96 69				
						349	N Florida A&M	57 50				
LAST 12 Division I GAMES:												
349	N Florida A&M	57 50	38	H South Dakota	49 80							
216	H Western Ill.	67 79	216	A Western Ill.	70 78							
38	A South Dakota	33 78	226	A North Dakota	57 68							
226	H North Dakota	68 69	319	H North Dakota St.	78 61							
28	A South Dakota St.	47 81	178	H Oral Roberts	56 71							
334	A Purdue Fort Wayne	48 56	170	H Denver	68 95							

Non-Div I Games: Peru St. 91 44 Graceland (IA) 81 39

Omaha

Loss, Non-Conf, S Site, H Home A Away N Neutral

Oral Roberts

Through Games Of Feb. 9, 2019

Average RPI Win:	264	WON-LOST	WINNING	LAST 10	STRENGTH OF	OPP. STRENGTH	TEAM	ADJ.	CONF.	ADJ CONF.
Average RPI Loss:	90	RECORD	PCT. RANK	GAMES	SCHEDULE	OF SCHEDULE	RPI	RPI	RPI	RPI
DIV. I ONLY	11- 12	171	0- 1	168	162	178	178	18	18	
DIV. I NON-CONF.	5- 6	177	0- 0	161	115	158	158	19	19	
TOTALS	RPI 1-25	RPI 26-50	W-L RECORDS	RPI 51-100	RPI 101-150	RPI 150+				
11- 12	0- 1	0- 4	OVERALL	0- 2	0- 2	11- 3				
6- 5	0- 0	0- 2	HOME	0- 1	0- 0	6- 2				
5- 7	0- 1	0- 2	AWAY	0- 1	0- 2	5- 1				
0- 0	0- 0	0- 0	NEUTRAL	0- 0	0- 0	0- 0				
5- 6	0- 1	0- 0	NON-CONFERENCE	0- 2	0- 2	5- 1				
2- 2	0- 0	0- 0	HOME	0- 1	0- 0	2- 1				
3- 4	0- 1	0- 0	AWAY	0- 1	0- 2	3- 0				
0- 0	0- 0	0- 0	NEUTRAL	0- 0	0- 0	0- 0				
6- 6	0- 0	0- 4	CONFERENCE	0- 0	0- 0	6- 2				
4- 3	0- 0	0- 2	HOME	0- 0	0- 0	4- 1				
2- 3	0- 0	0- 2	AWAY	0- 0	0- 0	2- 1				
0- 0	0- 0	0- 0	NEUTRAL	0- 0	0- 0	0- 0				

RPI S	Opponent	Score	RPI S	Opponent	Score	RPI S	Opponent	Score	RPI S	Opponent	Score	Team's RPI: 178
12	A Iowa	77 90	28	A South Dakota St.	55 68	74	A Arkansas	61 74	103	A Oklahoma St.	69 89	
			28	H South Dakota St.	65 74	91	H UT Arlington	62 80	118	A Kansas	58 70	
			38	A South Dakota	64 75				158	H Tulsa	68 76	
			38	H South Dakota	72 76				170	A Denver	76 93	
									170	H Denver	74 66	
									183	A Texas St.	81 64	
									187	A Sam Houston St.	73 62	
									216	H Western Ill.	68 64	
									226	H North Dakota	67 75	
									239	H UMKC	75 64	
									270	H Southern Utah	64 59	
									317	A Omaha	71 56	
									319	H North Dakota St.	101 72	
									333	A Houston Baptist	74 56	
									334	A Purdue Fort Wayne	72 61	
									334	H Purdue Fort Wayne	66 56	
LAST 12 Division I GAMES:												
38	A South Dakota	64 75	38	H South Dakota	72 76							
170	H Denver	74 66	28	A South Dakota St.	55 68							
28	H South Dakota St.	65 74	334	A Purdue Fort Wayne	72 61							
334	H Purdue Fort Wayne	66 56	216	H Western Ill.	68 64							
319	H North Dakota St.	101 72	226	H North Dakota	67 75							
170	A Denver	76 93	317	A Omaha	71 56							

Non-Div I Games: Harris-Stowe 74 46 Cent. Christian (KS94 47

Oral Roberts

Loss, Non-Conf, S Site, H Home A Away N Neutral

Average RPI Win: 100		WON-LOST	WINNING	LAST 10	STRENGTH OF	OPP. STRENGTH	TEAM	ADJ.	CONF.	ADJ CONF.
Average RPI Loss: 23		RECORD	PCT. RANK	GAMES	SCHEDULE	OF SCHEDULE	RPI	RPI	RPI	RPI
DIV. I ONLY		21- 1	2	1- 0	25	7	5	5	2	2
DIV. I NON-CONF.		10- 1	17	0- 0	15	40	5	5	2	2
TOTALS	RPI 1-25	RPI 26-50		W-L RECORDS		RPI 51-100	RPI 101-150	RPI 150+		
21- 1	4- 1	6- 0		OVERALL		1- 0	5- 0	5- 0		
12- 0	4- 0	1- 0		HOME		1- 0	3- 0	3- 0		
8- 1	0- 1	5- 0		AWAY		0- 0	2- 0	1- 0		
1- 0	0- 0	0- 0		NEUTRAL		0- 0	0- 0	1- 0		
10- 1	3- 1	2- 0		NON-CONFERENCE		0- 0	0- 0	5- 0		
6- 0	3- 0	0- 0		HOME		0- 0	0- 0	3- 0		
3- 1	0- 1	2- 0		AWAY		0- 0	0- 0	1- 0		
1- 0	0- 0	0- 0		NEUTRAL		0- 0	0- 0	1- 0		
11- 0	1- 0	4- 0		CONFERENCE		1- 0	5- 0	0- 0		
6- 0	1- 0	1- 0		HOME		1- 0	3- 0	0- 0		
5- 0	0- 0	3- 0		AWAY		0- 0	2- 0	0- 0		
0- 0	0- 0	0- 0		NEUTRAL		0- 0	0- 0	0- 0		

RPI 1-25				Team's RPI: 5	
RPI	S	Opponent	Score		
7	H	Mississippi St.	82	74	
8	H	Syracuse	75	73	
17	H	Arizona St.	77	71	
23	A	Michigan St.	82	88	
24	H	Buffalo	102	82	

RPI 26-50				
RPI	S	Opponent	Score	
28	A	South Dakota St.	87	79
30	A	California	105	82
40	H	Utah	87	65
43	A	Southern California	93	53
44	A	UCLA	72	52
49	A	Saint Mary's (CA)	79	55

RPI 51-100				
RPI	S	Opponent	Score	
78	H	Arizona	93	60

RPI 101+				
RPI	S	Opponent	Score	
123	A	Washington St.	79	64
123	H	Washington St.	98	58
143	A	Washington	76	57
143	H	Washington	84	71
147	H	Colorado	102	43
164	N	UC Riverside	94	44
169	H	UC Irvine	115	69
220	A	Utah St.	88	58
250	H	Air Force	82	36
259	H	Long Beach St.	110	48

LAST 12 Division I GAMES:									
30	A	California	105	82	17	H	Arizona St.	77	71
147	H	Colorado	102	43	44	A	UCLA	72	52
40	H	Utah	87	65	43	A	Southern California	93	53
143	A	Washington	76	57	123	H	Washington St.	98	58
123	A	Washington St.	79	64	143	H	Washington	84	71
78	H	Arizona	93	60	169	H	UC Irvine	115	69

Non-Div I Games:	Alas. Fairbanks	115	36
------------------	-----------------	-----	----

Oregon

Loss, Non-Conf, S Site, H Home A Away N Neutral

Average RPI Win: 144		WON-LOST	WINNING	LAST 10	STRENGTH OF	OPP. STRENGTH	TEAM	ADJ.	CONF.	ADJ CONF.
Average RPI Loss: 11		RECORD	PCT. RANK	GAMES	SCHEDULE	OF SCHEDULE	RPI	RPI	RPI	RPI
DIV. I ONLY		19- 4	20	0- 1	120	2	33	33	2	2
DIV. I NON-CONF.		10- 2	37	0- 1	207	22	67	67	2	2
TOTALS		RPI 1-25	RPI 26-50		W-L RECORDS		RPI 51-100	RPI 101-150	RPI 150+	
19- 4	1- 4	4- 0		OVERALL		2- 0	6- 0	6- 0		
12- 1	0- 1	2- 0		HOME		2- 0	3- 0	5- 0		
4- 1	0- 1	2- 0		AWAY		0- 0	2- 0	0- 0		
3- 2	1- 2	0- 0		NEUTRAL		0- 0	1- 0	1- 0		
10- 2	1- 2	1- 0		NON-CONFERENCE		1- 0	1- 0	6- 0		
7- 0	0- 0	1- 0		HOME		1- 0	0- 0	5- 0		
0- 0	0- 0	0- 0		AWAY		0- 0	0- 0	0- 0		
3- 2	1- 2	0- 0		NEUTRAL		0- 0	1- 0	1- 0		
9- 2	0- 2	3- 0		CONFERENCE		1- 0	5- 0	0- 0		
5- 1	0- 1	1- 0		HOME		1- 0	3- 0	0- 0		
4- 1	0- 1	2- 0		AWAY		0- 0	2- 0	0- 0		
0- 0	0- 0	0- 0		NEUTRAL		0- 0	0- 0	0- 0		

RPI 1-25				RPI 26-50				Team's RPI: 33	RPI 51-100				RPI 101+			
RPI	S	Opponent	Score	RPI	S	Opponent	Score		RPI	S	Opponent	Score	RPI	S	Opponent	Score
1	N	Notre Dame	81 91	40	H	Utah	71 63		66	H	Duke	71 57	123	A	Washington St.	52 35
4	A	Stanford	44 61	43	A	Southern California	76 52		78	H	Arizona	86 64	123	H	Washington St.	76 69
16	N	South Carolina	70 68	44	A	UCLA	83 73						130	N	Western Ky.	74 60
17	H	Arizona St.	76 79	49	H	Saint Mary's (CA)	89 56						143	A	Washington	86 39
20	N	Texas A&M	70 76										143	H	Washington	78 67
													147	H	Colorado	89 65
													184	H	Santa Clara	82 31
													196	N	Eastern Wash.	93 45
													273	H	CSU Bakersfield	92 52
													283	H	La Salle	100 46
													312	H	Cal Poly	79 54
													347	H	Ark.-Pine Bluff	89 33
LAST 12 Division I GAMES:																
1	N	Notre Dame	81 91	143	A	Washington	86 39									
16	N	South Carolina	70 68	17	H	Arizona St.	76 79									
4	A	Stanford	44 61	78	H	Arizona	86 64									
40	H	Utah	71 63	43	A	Southern California	76 52									
147	H	Colorado	89 65	44	A	UCLA	83 73									
123	A	Washington St.	52 35	143	H	Washington	78 67									

Non-Div I Games:

Oregon St.

■ Loss, 
 ■ Non-Conf, 
 ■ S Site, 
 ■ H Home 
 ■ A Away 
 N Neutral

## Pacific

Through Games Of Feb. 9, 2019

Average RPI Win: 206		WON-LOST	WINNING	LAST 10	STRENGTH OF	OPP. STRENGTH	TEAM	ADJ.	CONF.	ADJ CONF.
Average RPI Loss: 38		RECORD	PCT. RANK	GAMES	SCHEDULE	OF SCHEDULE	RPI	RPI	RPI	RPI
DIV. I ONLY		15- 8	93	0- 1	101	95	79	79	8	8
DIV. I NON-CONF.		7- 3	83	0- 0	201	163	86	86	7	7
TOTALS		RPI 1-25	RPI 26-50		W-L RECORDS		RPI 51-100	RPI 101-150	RPI 150+	
15- 8	0- 3	2- 3		OVERALL		1- 2	1- 0	11- 0		
8- 3	0- 1	2- 1		HOME		0- 1	1- 0	5- 0		
7- 4	0- 2	0- 1		AWAY		1- 1	0- 0	6- 0		
0- 1	0- 0	0- 1		NEUTRAL		0- 0	0- 0	0- 0		
7- 3	0- 1	1- 1		NON-CONFERENCE		1- 1	0- 0	5- 0		
4- 0	0- 0	1- 0		HOME		0- 0	0- 0	3- 0		
3- 2	0- 1	0- 0		AWAY		1- 1	0- 0	2- 0		
0- 1	0- 0	0- 1		NEUTRAL		0- 0	0- 0	0- 0		
8- 5	0- 2	1- 2		CONFERENCE		0- 1	1- 0	6- 0		
4- 3	0- 1	1- 1		HOME		0- 1	1- 0	2- 0		
4- 2	0- 1	0- 1		AWAY		0- 0	0- 0	4- 0		
0- 0	0- 0	0- 0		NEUTRAL		0- 0	0- 0	0- 0		

RPI S	Opponent	Score	RPI S	Opponent	Score	RPI S	Opponent	Score	RPI S	Opponent	Score
13	A Gonzaga	65 88	30	N California	69 81	57	A Lamar University	66 82	125	H Pepperdine	78 67
13	H Gonzaga	51 63	37	A BYU	49 75	92	A UC Davis	83 80	161	A Portland	76 66
14	A UCF	57 64	37	H BYU	74 77	99	H Loyola Marymount	67 72	161	H Portland	87 77
			49	H Saint Mary's (CA)	76 67				184	A Santa Clara	74 70
			50	H Wyoming	70 64				240	A San Francisco	85 75
									244	A Cal St. Fullerton	72 64
									255	A San Diego	70 53
									255	H San Diego	79 47
									292	H UC Santa Barbara	69 53
									319	H North Dakota St.	75 68
									325	A San Jose St.	91 67
									343	H Seattle U	75 61
LAST 12 Division I GAMES:											
37	A BYU	49 75	240	A San Francisco	85 75						
255	A San Diego	70 53	184	A Santa Clara	74 70						
161	H Portland	87 77	255	H San Diego	79 47						
13	H Gonzaga	51 63	37	H BYU	74 77						
125	H Pepperdine	78 67	13	A Gonzaga	65 88						
99	H Loyola Marymount	67 72	161	A Portland	76 66						

Non-Div I Games:

Pacific

■ Loss, 
■ Non-Conf, S Site, 
■ Home 
■ Away 
N Neutral

Average RPI Win:	221	WON-LOST	WINNING	LAST 10	STRENGTH OF	OPP. STRENGTH	TEAM	ADJ.	CONF.	ADJ CONF.
Average RPI Loss:	39	RECORD	PCT. RANK	GAMES	SCHEDULE	OF SCHEDULE	RPI	RPI	RPI	RPI
DIV. I ONLY	14- 3	22	1- 0	225	109	73	73	11	11	
DIV. I NON-CONF.	9- 3	61	0- 0	252	102	94	94	11	11	
TOTALS	RPI 1-25	RPI 26-50	W-L RECORDS	RPI 51-100	RPI 101-150	RPI 150+				
14- 3	0- 1	0- 1	OVERALL	3- 1	0- 0	11- 0				
6- 1	0- 0	0- 1	HOME	1- 0	0- 0	5- 0				
8- 1	0- 1	0- 0	AWAY	2- 0	0- 0	6- 0				
0- 1	0- 0	0- 0	NEUTRAL	0- 1	0- 0	0- 0				
9- 3	0- 1	0- 1	NON-CONFERENCE	1- 1	0- 0	8- 0				
4- 1	0- 0	0- 1	HOME	0- 0	0- 0	4- 0				
5- 1	0- 1	0- 0	AWAY	1- 0	0- 0	4- 0				
0- 1	0- 0	0- 0	NEUTRAL	0- 1	0- 0	0- 0				
5- 0	0- 0	0- 0	CONFERENCE	2- 0	0- 0	3- 0				
2- 0	0- 0	0- 0	HOME	1- 0	0- 0	1- 0				
3- 0	0- 0	0- 0	AWAY	1- 0	0- 0	2- 0				
0- 0	0- 0	0- 0	NEUTRAL	0- 0	0- 0	0- 0				

RPI 1-25				RPI 26-50				RPI 51-100				Team's RPI: 73	RPI 101+			
RPI	S	Opponent	Score	RPI	S	Opponent	Score	RPI	S	Opponent	Score		RPI	S	Opponent	Score
1	A	Notre Dame	55 75	42	H	Villanova	50 58	75	N	Maine	46 47		172	H	Temple	71 62
								76	H	Yale	54 48		209	A	Navy	65 61
								83	A	Drexel	55 39		215	A	Stetson	75 53
								93	A	Princeton	66 60		228	H	Brown	83 43
													265	A	Columbia	72 60
													266	H	Saint Joseph's	65 45
													277	A	Cornell	59 46
													278	A	Siena	58 51
													283	H	La Salle	65 34
													320	H	NJIT	85 42
													330	A	Iona	66 43
LAST 12 Division I GAMES:																
				76	H	Yale	54 48	93	A	Princeton	66 60					
				228	H	Brown	83 43	215	A	Stetson	75 53					
				265	A	Columbia	72 60	83	A	Drexel	55 39					
				277	A	Cornell	59 46	330	A	Iona	66 43					
				172	H	Temple	71 62	283	H	La Salle	65 34					
				42	H	Villanova	50 58	75	N	Maine	46 47					

Non-Div I Games: Haverford 81 46

Penn

■ Loss, 
■ Non-Conf, 
■ S Site, 
■ H Home 
■ A Away 
N Neutral

Average RPI Win:	164	WON-LOST	WINNING	LAST 10	STRENGTH OF	OPP. STRENGTH	TEAM	ADJ.	CONF.	ADJ CONF.
Average RPI Loss:	57	RECORD	PCT. RANK	GAMES	SCHEDULE	OF SCHEDULE	RPI	RPI	RPI	RPI
DIV. I ONLY	10- 12	194	0- 1	24	68	121	121	4	4	
DIV. I NON-CONF.	7- 4	109	0- 0	45	131	100	100	6	6	
TOTALS	RPI 1-25	RPI 26-50	W-L RECORDS	RPI 51-100	RPI 101-150	RPI 150+				
10- 12	0- 6	0- 2	OVERALL	3- 0	1- 2	6- 2				
8- 7	0- 3	0- 1	HOME	3- 0	0- 1	5- 2				
2- 5	0- 3	0- 1	AWAY	0- 0	1- 1	1- 0				
0- 0	0- 0	0- 0	NEUTRAL	0- 0	0- 0	0- 0				
7- 4	0- 1	0- 1	NON-CONFERENCE	3- 0	1- 0	3- 2				
6- 3	0- 0	0- 1	HOME	3- 0	0- 0	3- 2				
1- 1	0- 1	0- 0	AWAY	0- 0	1- 0	0- 0				
0- 0	0- 0	0- 0	NEUTRAL	0- 0	0- 0	0- 0				
3- 8	0- 5	0- 1	CONFERENCE	0- 0	0- 2	3- 0				
2- 4	0- 3	0- 0	HOME	0- 0	0- 1	2- 0				
1- 4	0- 2	0- 1	AWAY	0- 0	0- 1	1- 0				
0- 0	0- 0	0- 0	NEUTRAL	0- 0	0- 0	0- 0				

RPI 1-25				RPI 26-50				RPI 51-100				RPI 101+ Team's RPI: 121			
RPI	S	Opponent	Score	RPI	S	Opponent	Score	RPI	S	Opponent	Score	RPI	S	Opponent	Score
12	H	Iowa	61 81	30	H	California	58 75	93	H	Princeton	79 71	101	A	Ohio St.	73 78
15	A	Rutgers	61 74	39	A	Indiana	75 83	94	H	American	80 59	101	H	Ohio St.	71 76
15	H	Rutgers	61 69					97	H	Providence	74 72	135	A	Fordham	72 55
18	A	Florida St.	58 87									159	H	Duquesne	58 64
19	A	Maryland	67 79									160	H	Stony Brook	70 81
19	H	Maryland	61 77									180	A	Wisconsin	65 59
												180	H	Wisconsin	71 64
												186	H	Illinois	62 48
												210	H	St. Bonaventure	80 65
												226	H	North Dakota	75 68
												241	H	Jacksonville	80 61
LAST 12 Division I GAMES:															
101	A	Ohio St.	73 78	186	H	Illinois	62 48	15	A	Rutgers	61 74				
12	H	Iowa	61 81	180	H	Wisconsin	71 64	39	A	Indiana	75 83				
15	H	Rutgers	61 69	19	H	Maryland	61 77	94	H	American	80 59				
180	A	Wisconsin	65 59												
19	A	Maryland	67 79												
101	H	Ohio St.	71 76												

Non-Div I Games:

Penn St.

■ Loss, 
 ■ Non-Conf, S Site, 
 ■ Home 
 ■ Away 
 N Neutral

Average RPI Win:	225	WON-LOST	WINNING	LAST 10	STRENGTH OF	OPP. STRENGTH	TEAM	ADJ.	CONF.	ADJ CONF.
Average RPI Loss:	101	RECORD	PCT. RANK	GAMES	SCHEDULE	OF SCHEDULE	RPI	RPI	RPI	RPI
DIV. I ONLY	15- 8	93	1- 0	263	97	125	125	8	8	
DIV. I NON-CONF.	6- 4	125	0- 0	346	183	216	216	7	7	
TOTALS	RPI 1-25	RPI 26-50	W-L RECORDS	RPI 51-100	RPI 101-150	RPI 150+				
15- 8	0- 1	1- 2	OVERALL	1- 2	0- 2	13- 1				
7- 1	0- 1	1- 0	HOME	1- 0	0- 0	5- 0				
6- 6	0- 0	0- 2	AWAY	0- 2	0- 2	6- 0				
2- 1	0- 0	0- 0	NEUTRAL	0- 0	0- 0	2- 1				
6- 4	0- 0	0- 0	NON-CONFERENCE	0- 1	0- 2	6- 1				
1- 0	0- 0	0- 0	HOME	0- 0	0- 0	1- 0				
3- 3	0- 0	0- 0	AWAY	0- 1	0- 2	3- 0				
2- 1	0- 0	0- 0	NEUTRAL	0- 0	0- 0	2- 1				
9- 4	0- 1	1- 2	CONFERENCE	1- 1	0- 0	7- 0				
6- 1	0- 1	1- 0	HOME	1- 0	0- 0	4- 0				
3- 3	0- 0	0- 2	AWAY	0- 1	0- 0	3- 0				
0- 0	0- 0	0- 0	NEUTRAL	0- 0	0- 0	0- 0				

RPI 1-25				RPI 26-50				RPI 51-100				RPI 101+				Team's RPI: 125	
RPI	S	Opponent	Score	RPI	S	Opponent	Score	RPI	S	Opponent	Score	RPI	S	Opponent	Score		
13	H	Gonzaga	54 79	37	A	BYU	58 83	79	A	Pacific	67 78	102	A	Idaho St.	63 65		
				37	H	BYU	79 65	97	A	Providence	47 66	147	A	Colorado	65 80		
				49	A	Saint Mary's (CA)	68 79	99	H	Loyola Marymount	95 86	161	H	Portland	82 68		
												184	A	Santa Clara	76 74		
												184	H	Santa Clara	74 48		
												230	N	Sacramento St.	113 97		
												236	A	Hawaii	65 64		
												240	A	San Francisco	72 66		
												240	H	San Francisco	69 50		
												255	A	San Diego	74 55		
												255	H	San Diego	88 65		
												279	N	Northern Ky.	51 46		
												283	N	La Salle	55 62		
												312	A	Cal Poly	70 63		
												314	H	Weber St.	68 47		
												343	A	Seattle U	78 64		
LAST 12 Division I GAMES:																	
				184	A	Santa Clara	76 74	99	H	Loyola Marymount	95 86						
				240	A	San Francisco	72 66	240	H	San Francisco	69 50						
				37	H	BYU	79 65	184	H	Santa Clara	74 48						
				255	H	San Diego	88 65	255	A	San Diego	74 55						
				79	A	Pacific	67 78	37	A	BYU	58 83						
				49	A	Saint Mary's (CA)	68 79	13	H	Gonzaga	54 79						

Non-Div I Games:

Pepperdine

Loss, Non-Conf, S Site, H Home A Away N Neutral



## Pittsburgh

Through Games Of Feb. 9, 2019

Average RPI Win:	164	WON-LOST	WINNING	LAST 10	STRENGTH OF	OPP. STRENGTH	TEAM	ADJ.	CONF.	ADJ CONF.
Average RPI Loss:	62	RECORD	PCT. RANK	GAMES	SCHEDULE	OF SCHEDULE	RPI	RPI	RPI	RPI
DIV. I ONLY	9- 15	242	0- 1	20	31	126	126	1	1	
DIV. I NON-CONF.	9- 5	105	0- 0	65	145	85	85	1	1	
TOTALS	RPI 1-25	RPI 26-50	W-L RECORDS	RPI 51-100	RPI 101-150	RPI 150+				
9- 15	0- 5	0- 2	OVERALL	3- 5	2- 2	4- 1				
5- 8	0- 2	0- 1	HOME	1- 3	2- 2	2- 0				
2- 6	0- 3	0- 1	AWAY	1- 2	0- 0	1- 0				
2- 1	0- 0	0- 0	NEUTRAL	1- 0	0- 0	1- 1				
9- 5	0- 1	0- 0	NON-CONFERENCE	3- 2	2- 1	4- 1				
5- 3	0- 1	0- 0	HOME	1- 1	2- 1	2- 0				
2- 1	0- 0	0- 0	AWAY	1- 1	0- 0	1- 0				
2- 1	0- 0	0- 0	NEUTRAL	1- 0	0- 0	1- 1				
0- 10	0- 4	0- 2	CONFERENCE	0- 3	0- 1	0- 0				
0- 5	0- 1	0- 1	HOME	0- 2	0- 1	0- 0				
0- 5	0- 3	0- 1	AWAY	0- 1	0- 0	0- 0				
0- 0	0- 0	0- 0	NEUTRAL	0- 0	0- 0	0- 0				

RPI 1-25				RPI 26-50				RPI 51-100				RPI 101+ Team's RPI: 126			
RPI	S	Opponent	Score	RPI	S	Opponent	Score	RPI	S	Opponent	Score	RPI	S	Opponent	Score
1	A	Notre Dame	44 100	47	H	Clemson	59 65	66	A	Duke	55 74	109	H	Boston College	55 59
3	A	Louisville	42 70	48	A	Georgia Tech	55 67	67	H	Virginia Tech	58 74	116	H	UNCW	60 56
8	H	Syracuse	50 82					70	H	West Virginia	43 77	127	H	Youngstown St.	55 64
10	A	NC State	34 63					74	N	Arkansas	61 54	135	H	Fordham	65 62
14	H	UCF	58 61					82	A	Northwestern	52 49	159	A	Duquesne	66 58
								89	H	Cincinnati	65 48	180	N	Wisconsin	42 57
								90	A	Georgetown	41 70	214	H	Saint Francis (PA)	78 75
								96	H	Virginia	57 74	290	N	Tennessee St.	78 56
												316	H	New Orleans	90 38
LAST 12 Division I GAMES:															
48	A	Georgia Tech	55 67	8	H	Syracuse	50 82								
66	A	Duke	55 74	109	H	Boston College	55 59								
67	H	Virginia Tech	58 74	10	A	NC State	34 63								
3	A	Louisville	42 70	1	A	Notre Dame	44 100								
96	H	Virginia	57 74	159	A	Duquesne	66 58								
47	H	Clemson	59 65	214	H	Saint Francis (PA)	78 75								

Non-Div I Games:

Pittsburgh

■ Loss, 
■ Non-Conf, 
■ S Site, 
■ H Home 
■ A Away 
N Neutral

Average RPI Win:	255	WON-LOST	WINNING	LAST 10	STRENGTH OF	OPP. STRENGTH	TEAM	ADJ.	CONF.	ADJ CONF.
Average RPI Loss:	86	RECORD	PCT. RANK	GAMES	SCHEDULE	OF SCHEDULE	RPI	RPI	RPI	RPI
DIV. I ONLY	8- 13	239	0- 0	67	156	161	161	8	8	
DIV. I NON-CONF.	6- 3	91	0- 0	165	341	122	122	7	7	
TOTALS	RPI 1-25	RPI 26-50	W-L RECORDS	RPI 51-100	RPI 101-150	RPI 150+				
8- 13	0- 2	0- 3	OVERALL	0- 4	0- 2	8- 2				
4- 5	0- 1	0- 1	HOME	0- 1	0- 0	4- 2				
4- 7	0- 1	0- 2	AWAY	0- 2	0- 2	4- 0				
0- 1	0- 0	0- 0	NEUTRAL	0- 1	0- 0	0- 0				
6- 3	0- 0	0- 0	NON-CONFERENCE	0- 1	0- 1	6- 1				
3- 1	0- 0	0- 0	HOME	0- 0	0- 0	3- 1				
3- 1	0- 0	0- 0	AWAY	0- 0	0- 1	3- 0				
0- 1	0- 0	0- 0	NEUTRAL	0- 1	0- 0	0- 0				
2- 10	0- 2	0- 3	CONFERENCE	0- 3	0- 1	2- 1				
1- 4	0- 1	0- 1	HOME	0- 1	0- 0	1- 1				
1- 6	0- 1	0- 2	AWAY	0- 2	0- 1	1- 0				
0- 0	0- 0	0- 0	NEUTRAL	0- 0	0- 0	0- 0				

RPI 1-25				RPI 26-50				RPI 51-100				RPI 101+ Team's RPI: 161			
RPI	S	Opponent	Score	RPI	S	Opponent	Score	RPI	S	Opponent	Score	RPI	S	Opponent	Score
13	A	Gonzaga	71 97	37	A	BYU	71 79	78	N	Arizona	70 92	125	A	Pepperdine	68 82
13	H	Gonzaga	62 93	49	A	Saint Mary's (CA)	85 113	79	A	Pacific	77 87	140	A	Portland St.	79 92
				49	H	Saint Mary's (CA)	91 98	79	H	Pacific	66 76	169	H	UC Irvine	69 84
								99	A	Loyola Marymount	58 76	184	H	Santa Clara	66 72
												220	H	Utah St.	61 54
												236	A	Hawaii	72 65
												240	H	San Francisco	78 73
												244	H	Cal St. Fullerton	83 74
												250	H	Air Force	79 60
												255	A	San Diego	69 60
												282	A	Utah Valley	65 60
												314	A	Weber St.	89 73
LAST 12 Division I GAMES:															
13	H	Gonzaga	62 93	255	A	San Diego	69 60								
79	A	Pacific	77 87	13	A	Gonzaga	71 97								
49	A	Saint Mary's (CA)	85 113	49	H	Saint Mary's (CA)	91 98								
240	H	San Francisco	78 73	79	H	Pacific	66 76								
184	H	Santa Clara	66 72	99	A	Loyola Marymount	58 76								
37	A	BYU	71 79	125	A	Pepperdine	68 82								

Non-Div I Games: Warner Pacific 98 63 Willamette 82 27

Portland

Loss, Non-Conf, S Site, H Home A Away N Neutral

Average RPI Win:	231	WON-LOST	WINNING	LAST 10	STRENGTH OF	OPP. STRENGTH	TEAM	ADJ.	CONF.	ADJ CONF.
Average RPI Loss:	116	RECORD	PCT. RANK	GAMES	SCHEDULE	OF SCHEDULE	RPI	RPI	RPI	RPI
DIV. I ONLY	16- 4	27	1- 0	313	195	140	140	16	16	
DIV. I NON-CONF.	7- 1	30	0- 0	338	267	171	171	12	12	
TOTALS	RPI 1-25	RPI 26-50	W-L RECORDS	RPI 51-100	RPI 101-150	RPI 150+				
16- 4	0- 0	0- 0	OVERALL	1- 1	2- 2	13- 1				
12- 2	0- 0	0- 0	HOME	1- 0	2- 1	9- 1				
4- 2	0- 0	0- 0	AWAY	0- 1	0- 1	4- 0				
0- 0	0- 0	0- 0	NEUTRAL	0- 0	0- 0	0- 0				
7- 1	0- 0	0- 0	NON-CONFERENCE	1- 0	0- 0	6- 1				
5- 1	0- 0	0- 0	HOME	1- 0	0- 0	4- 1				
2- 0	0- 0	0- 0	AWAY	0- 0	0- 0	2- 0				
0- 0	0- 0	0- 0	NEUTRAL	0- 0	0- 0	0- 0				
9- 3	0- 0	0- 0	CONFERENCE	0- 1	2- 2	7- 0				
7- 1	0- 0	0- 0	HOME	0- 0	2- 1	5- 0				
2- 2	0- 0	0- 0	AWAY	0- 1	0- 1	2- 0				
0- 0	0- 0	0- 0	NEUTRAL	0- 0	0- 0	0- 0				

RPI 1-25				RPI 26-50				RPI 51-100				RPI 101+				Team's RPI: 140	
RPI	S	Opponent	Score	RPI	S	Opponent	Score	RPI	S	Opponent	Score	RPI	S	Opponent	Score		
								86	A	Idaho	78	80	102	H	Idaho St.	57	58
								92	H	UC Davis	65	50	107	A	Northern Colo.	63	79
												107	H	Northern Colo.	85	66	
												138	H	Montana St.	55	53	
												161	H	Portland	92	79	
												165	H	Montana	78	60	
												169	H	UC Irvine	68	73	
												196	A	Eastern Wash.	76	64	
												212	H	UNLV	58	49	
												230	H	Sacramento St.	74	58	
												234	H	Northern Ariz.	72	55	
												264	A	UTEP	89	61	
												270	H	Southern Utah	63	49	
												314	A	Weber St.	77	59	
												314	H	Weber St.	65	38	
												325	H	San Jose St.	80	51	
												338	A	Grand Canyon	60	55	
												343	H	Seattle U	68	43	
LAST 12 Division I GAMES:																	
				107	H	Northern Colo.	85	66				234	H	Northern Ariz.	72	55	
				230	H	Sacramento St.	74	58				270	H	Southern Utah	63	49	
				102	H	Idaho St.	57	58				314	A	Weber St.	77	59	
				314	H	Weber St.	65	38				165	H	Montana	78	60	
				86	A	Idaho	78	80				138	H	Montana St.	55	53	
				196	A	Eastern Wash.	76	64				107	A	Northern Colo.	63	79	

Non-Div I Games: Warner Pacific 102 49

Portland St.

Prairie View

Through Games Of Feb. 9, 2019

Average RPI Win:	286	WON-LOST	WINNING	LAST 10	STRENGTH OF	OPP. STRENGTH	TEAM	ADJ.	CONF.	ADJ CONF.
Average RPI Loss:	125	RECORD	PCT. RANK	GAMES	SCHEDULE	OF SCHEDULE	RPI	RPI	RPI	RPI
DIV. I ONLY	8- 10	208	0- 1	233	252	201	201	29	29	
DIV. I NON-CONF.	1- 7	319	0- 0	23	50	189	189	27	27	
TOTALS	RPI 1-25	RPI 26-50	W-L RECORDS	RPI 51-100	RPI 101-150	RPI 150+				
8- 10	0- 2	0- 1	OVERALL	0- 1	0- 2	8- 4				
3- 3	0- 0	0- 1	HOME	0- 0	0- 0	3- 2				
4- 7	0- 2	0- 0	AWAY	0- 1	0- 2	4- 2				
1- 0	0- 0	0- 0	NEUTRAL	0- 0	0- 0	1- 0				
1- 7	0- 2	0- 1	NON-CONFERENCE	0- 1	0- 2	1- 1				
0- 1	0- 0	0- 1	HOME	0- 0	0- 0	0- 0				
0- 6	0- 2	0- 0	AWAY	0- 1	0- 2	0- 1				
1- 0	0- 0	0- 0	NEUTRAL	0- 0	0- 0	1- 0				
7- 3	0- 0	0- 0	CONFERENCE	0- 0	0- 0	7- 3				
3- 2	0- 0	0- 0	HOME	0- 0	0- 0	3- 2				
4- 1	0- 0	0- 0	AWAY	0- 0	0- 0	4- 1				
0- 0	0- 0	0- 0	NEUTRAL	0- 0	0- 0	0- 0				

RPI 1-25				RPI 26-50				RPI 51-100				RPI 101+ Team's RPI: 201			
RPI	S	Opponent	Score	RPI	S	Opponent	Score	RPI	S	Opponent	Score	RPI	S	Opponent	Score
11	A	Iowa St.	46 94	34	H	Rice	58 68	74	A	Arkansas	44 71	103	A	Oklahoma St.	50 70
20	A	Texas A&M	57 70									147	A	Colorado	38 79
												168	A	Southern U.	55 54
												211	H	Grambling	63 64
												217	A	Texas Southern	67 73
												217	H	Texas Southern	44 52
												219	A	UTRGV	50 57
												246	H	Alabama St.	71 59
												267	N	A&M-Corpus Christi	67 59
												298	H	Jackson St.	76 57
												300	H	Alabama A&M	77 65
												309	A	Mississippi Val.	75 65
												347	A	Ark.-Pine Bluff	80 41
												350	A	Alcorn	82 61
LAST 12 Division I GAMES:															
217	A	Texas Southern	67 73	298	H	Jackson St.	76 57								
246	H	Alabama St.	71 59	217	H	Texas Southern	44 52								
300	H	Alabama A&M	77 65	350	A	Alcorn	82 61								
347	A	Ark.-Pine Bluff	80 41	168	A	Southern U.	55 54								
309	A	Mississippi Val.	75 65	20	A	Texas A&M	57 70								
211	H	Grambling	63 64	11	A	Iowa St.	46 94								

Non-Div I Games: Jarvis Christian 117 32 Arlington Baptist 105 31

Prairie View

Loss, Non-Conf, S Site, H Home A Away N Neutral

Presbyterian

Through Games Of Feb. 9, 2019

Average RPI Win:	312	WON-LOST	WINNING	LAST 10	STRENGTH OF	OPP. STRENGTH	TEAM	ADJ.	CONF.	ADJ CONF.
Average RPI Loss:	202	RECORD	PCT. RANK	GAMES	SCHEDULE	OF SCHEDULE	RPI	RPI	RPI	RPI
DIV. I ONLY	4- 18	324	0- 1	291	324	335	335	28	28	
DIV. I NON-CONF.	2- 9	297	0- 0	276	294	317	317	29	29	
TOTALS	RPI 1-25	RPI 26-50	W-L RECORDS	RPI 51-100	RPI 101-150	RPI 150+				
4- 18	0- 0	0- 0	OVERALL	0- 3	0- 3	4- 12				
3- 6	0- 0	0- 0	HOME	0- 0	0- 0	3- 6				
1- 12	0- 0	0- 0	AWAY	0- 3	0- 3	1- 6				
0- 0	0- 0	0- 0	NEUTRAL	0- 0	0- 0	0- 0				
2- 9	0- 0	0- 0	NON-CONFERENCE	0- 2	0- 2	2- 5				
1- 2	0- 0	0- 0	HOME	0- 0	0- 0	1- 2				
1- 7	0- 0	0- 0	AWAY	0- 2	0- 2	1- 3				
0- 0	0- 0	0- 0	NEUTRAL	0- 0	0- 0	0- 0				
2- 9	0- 0	0- 0	CONFERENCE	0- 1	0- 1	2- 7				
2- 4	0- 0	0- 0	HOME	0- 0	0- 0	2- 4				
0- 5	0- 0	0- 0	AWAY	0- 1	0- 1	0- 3				
0- 0	0- 0	0- 0	NEUTRAL	0- 0	0- 0	0- 0				

RPI 1-25				RPI 26-50				RPI 51-100				RPI 101+ Team's RPI: 335					
RPI	S	Opponent	Score	RPI	S	Opponent	Score	RPI	S	Opponent	Score	RPI	S	Opponent	Score		
								64	A	Tennessee	49	97	116	A	UNCW	48	63
								95	A	Radford	49	59	132	A	High Point	40	79
								100	A	Georgia	59	83	149	A	Davidson	56	83
													179	A	Vanderbilt	43	78
													190	A	Hampton	62	79
													194	H	UNC Asheville	43	52
													221	A	Furman	68	76
													241	A	Campbell	46	51
													260	H	Gardner-Webb	58	66
													262	A	Winthrop	52	55
													262	H	Winthrop	54	62
													271	A	Samford	54	75
													281	A	Col. of Charleston	71	65
													286	H	Wofford	61	50
													288	H	Ga. Southern	68	69
													301	H	South Carolina St.	48	57
													315	H	Charleston So.	55	63
													340	H	USC Upstate	70	54
													341	H	Longwood	81	66
LAST 12 Division I GAMES:																	
262	H	Winthrop	54	62	260	H	Gardner-Webb	58	66								
190	A	Hampton	62	79	340	H	USC Upstate	70	54								
315	H	Charleston So.	55	63	132	A	High Point	40	79								
194	H	UNC Asheville	43	52	341	H	Longwood	81	66								
262	A	Winthrop	52	55	241	A	Campbell	46	51								
95	A	Radford	49	59	221	A	Furman	68	76								

Non-Div I Games:

Presbyterian

Loss, Non-Conf, S Site, H Home A Away N Neutral

Average RPI Win:	199	WON-LOST	WINNING	LAST 10	STRENGTH OF	OPP. STRENGTH	TEAM	ADJ.	CONF.	ADJ CONF.
Average RPI Loss:	79	RECORD	PCT. RANK	GAMES	SCHEDULE	OF SCHEDULE	RPI	RPI	RPI	RPI
DIV. I ONLY	11- 9	140	1- 0	64	116	93	93	11	11	
DIV. I NON-CONF.	8- 7	160	0- 0	51	82	72	72	11	11	
TOTALS	RPI 1-25	RPI 26-50	W-L RECORDS	RPI 51-100	RPI 101-150	RPI 150+				
11- 9	0- 1	0- 2	OVERALL	1- 3	3- 2	7- 1				
4- 3	0- 0	0- 0	HOME	1- 2	2- 1	1- 0				
7- 3	0- 0	0- 1	AWAY	0- 0	1- 1	6- 1				
0- 3	0- 1	0- 1	NEUTRAL	0- 1	0- 0	0- 0				
8- 7	0- 1	0- 2	NON-CONFERENCE	1- 1	3- 2	4- 1				
3- 1	0- 0	0- 0	HOME	1- 0	2- 1	0- 0				
5- 3	0- 0	0- 1	AWAY	0- 0	1- 1	4- 1				
0- 3	0- 1	0- 1	NEUTRAL	0- 1	0- 0	0- 0				
3- 2	0- 0	0- 0	CONFERENCE	0- 2	0- 0	3- 0				
1- 2	0- 0	0- 0	HOME	0- 2	0- 0	1- 0				
2- 0	0- 0	0- 0	AWAY	0- 0	0- 0	2- 0				
0- 0	0- 0	0- 0	NEUTRAL	0- 0	0- 0	0- 0				

RPI 1-25				RPI 26-50				RPI 51-100				Team's RPI: 93	RPI 101+			
RPI	S	Opponent	Score	RPI	S	Opponent	Score	RPI	S	Opponent	Score		RPI	S	Opponent	Score
8	N	Syracuse	61 92	36	N	DePaul	67 82	55	N	Kansas St.	61 80		105	A	Hartford	75 38
				42	A	Villanova	46 67	68	H	Quinnipiac	54 42		110	H	Seton Hall	66 70
								73	H	Penn	60 66		121	A	Penn St.	71 79
								76	H	Yale	86 96		148	H	Marist	60 57
													149	H	Davidson	65 57
													176	A	Rider	89 65
													192	A	George Washington	49 64
													213	A	Monmouth	79 47
													228	H	Brown	93 74
													254	A	St. Francis Brooklyn	83 64
													265	A	Columbia	79 64
													277	A	Cornell	75 46
													310	A	New Hampshire	90 42
LAST 12 Division I GAMES:																
228	H	Brown	93 74	105	A	Hartford	75 38									
76	H	Yale	86 96	254	A	St. Francis Brooklyn	83 64									
277	A	Cornell	75 46	148	H	Marist	60 57									
265	A	Columbia	79 64	213	A	Monmouth	79 47									
73	H	Penn	60 66	68	H	Quinnipiac	54 42									
310	A	New Hampshire	90 42	149	H	Davidson	65 57									

Non-Div I Games:

Princeton

## Providence

Through Games Of Feb. 9, 2019

Average RPI Win:	166	WON-LOST	WINNING	LAST 10	STRENGTH OF	OPP. STRENGTH	TEAM	ADJ.	CONF.	ADJ CONF.
Average RPI Loss:	87	RECORD	PCT. RANK	GAMES	SCHEDULE	OF SCHEDULE	RPI	RPI	RPI	RPI
DIV. I ONLY	14- 10	134	1- 0	98	71	97	97	6	6	
DIV. I NON-CONF.	8- 4	91	1- 0	226	171	148	148	4	4	
TOTALS	RPI 1-25	RPI 26-50	W-L RECORDS	RPI 51-100	RPI 101-150	RPI 150+				
14- 10	0- 1	2- 2	OVERALL	1- 4	5- 2	6- 1				
9- 3	0- 0	2- 0	HOME	1- 3	2- 0	4- 0				
4- 7	0- 1	0- 2	AWAY	0- 1	3- 2	1- 1				
1- 0	0- 0	0- 0	NEUTRAL	0- 0	0- 0	1- 0				
8- 4	0- 0	0- 0	NON-CONFERENCE	1- 2	2- 1	5- 1				
5- 2	0- 0	0- 0	HOME	1- 2	1- 0	3- 0				
2- 2	0- 0	0- 0	AWAY	0- 0	1- 1	1- 1				
1- 0	0- 0	0- 0	NEUTRAL	0- 0	0- 0	1- 0				
6- 6	0- 1	2- 2	CONFERENCE	0- 2	3- 1	1- 0				
4- 1	0- 0	2- 0	HOME	0- 1	1- 0	1- 0				
2- 5	0- 1	0- 2	AWAY	0- 1	2- 1	0- 0				
0- 0	0- 0	0- 0	NEUTRAL	0- 0	0- 0	0- 0				

RPI 1-25				RPI 26-50				RPI 51-100				Team's RPI: 97	RPI 101+				
RPI	S	Opponent	Score	RPI	S	Opponent	Score	RPI	S	Opponent	Score		RPI	S	Opponent	Score	
9	A	Marquette	46 85	36	A	DePaul	62 88	68	H	Quinnipiac	44 48		109	A	Boston College	61 57	
				42	A	Villanova	33 53	76	H	Yale	59 42		110	A	Seton Hall	73 79	
				42	H	Villanova	67 61	85	H	Northeastern	59 65		110	H	Seton Hall	82 75	
				45	H	Butler	74 68	90	A	Georgetown	56 61		119	A	St. John's (NY)	67 66	
								90	H	Georgetown	52 68		120	A	Creighton	77 63	
													121	A	Penn St.	72 74	
													125	H	Pepperdine	66 47	
													171	H	Xavier	71 58	
													223	A	Rhode Island	65 72	
													225	H	Sacred Heart	62 52	
													279	H	Northern Ky.	48 43	
													283	H	La Salle	77 47	
													305	N	Bryant	72 64	
													318	A	UMass Lowell	71 47	
LAST 12 Division I GAMES:																	
				305	N	Bryant	72 64					45	H	Butler	74 68		
				110	H	Seton Hall	82 75					110	A	Seton Hall	73 79		
				90	A	Georgetown	56 61					119	A	St. John's (NY)	67 66		
				42	A	Villanova	33 53					42	H	Villanova	67 61		
				120	A	Creighton	77 63					90	H	Georgetown	52 68		
				171	H	Xavier	71 58					36	A	DePaul	62 88		

Non-Div I Games:

Providence

■ Loss, 
■ Non-Conf, 
■ S Site, 
■ H Home 
■ A Away 
N Neutral

Average RPI Win:	141	WON-LOST	WINNING	LAST 10	STRENGTH OF	OPP. STRENGTH	TEAM	ADJ.	CONF.	ADJ CONF.
Average RPI Loss:	57	RECORD	PCT. RANK	GAMES	SCHEDULE	OF SCHEDULE	RPI	RPI	RPI	RPI
DIV. I ONLY	16- 9	100	1- 0	27	52	46	46	4	4	
DIV. I NON-CONF.	9- 4	85	0- 0	57	85	66	66	6	6	
TOTALS	RPI 1-25	RPI 26-50	W-L RECORDS	RPI 51-100	RPI 101-150	RPI 150+				
16- 9	2- 5	1- 1	OVERALL	3- 0	3- 2	7- 1				
12- 2	2- 1	1- 0	HOME	2- 0	2- 1	5- 0				
3- 5	0- 3	0- 1	AWAY	1- 0	1- 0	1- 1				
1- 2	0- 1	0- 0	NEUTRAL	0- 0	0- 1	1- 0				
9- 4	1- 2	0- 1	NON-CONFERENCE	1- 0	1- 1	6- 0				
7- 1	1- 1	0- 0	HOME	1- 0	1- 0	4- 0				
1- 1	0- 0	0- 1	AWAY	0- 0	0- 0	1- 0				
1- 2	0- 1	0- 0	NEUTRAL	0- 0	0- 1	1- 0				
7- 5	1- 3	1- 0	CONFERENCE	2- 0	2- 1	1- 1				
5- 1	1- 0	1- 0	HOME	1- 0	1- 1	1- 0				
2- 4	0- 3	0- 0	AWAY	1- 0	1- 0	0- 1				
0- 0	0- 0	0- 0	NEUTRAL	0- 0	0- 0	0- 0				

RPI S	Opponent	Score	RPI S	Opponent	Score	RPI S	Opponent	Score	RPI S	Opponent	Score
6 N	UConn	40 86	32 A	Ohio	73 80	59 H	Michigan	71 70	101 H	Ohio St.	60 42
12 A	Iowa	58 72	39 H	Indiana	56 53	80 H	Harvard	66 65	106 H	Nebraska	64 84
12 H	Iowa	62 57				82 A	Northwestern	57 54	117 A	Minnesota	64 53
15 A	Rutgers	63 65							119 N	St. John's (NY)	62 68
16 H	South Carolina	73 82							146 H	Bradley	74 61
21 H	Miami (FL)	74 63							180 A	Wisconsin	69 76
23 A	Michigan St.	66 74							182 A	Ball St.	80 38
									186 H	Illinois	72 50
									197 N	Ole Miss	70 59
									216 H	Western Ill.	81 60
									235 H	Albany (NY)	53 41
									248 H	Loyola Chicago	65 41
									334 H	Purdue Fort Wayne	78 44
LAST 12 Division I GAMES:											
186 H	Illinois	72 50	15 A	Rutgers	63 65						
23 A	Michigan St.	66 74	82 A	Northwestern	57 54						
106 H	Nebraska	64 84	12 H	Iowa	62 57						
12 A	Iowa	58 72	59 H	Michigan	71 70						
117 A	Minnesota	64 53	180 A	Wisconsin	69 76						
39 H	Indiana	56 53	101 H	Ohio St.	60 42						

Non-Div I Games:

Purdue

■ Loss, 
■ Non-Conf, S Site, 
■ Home 
■ Away 
N Neutral



Average RPI Win:	275	WON-LOST	WINNING	LAST 10	STRENGTH OF	OPP. STRENGTH	TEAM	ADJ.	CONF.	ADJ CONF.
Average RPI Loss:	189	RECORD	PCT. RANK	GAMES	SCHEDULE	OF SCHEDULE	RPI	RPI	RPI	RPI
DIV. I ONLY	3- 17	331	0- 1	281	248	334	334	18	18	
DIV. I NON-CONF.	1- 8	322	0- 0	334	313	346	346	19	19	
TOTALS	RPI 1-25	RPI 26-50	W-L RECORDS	RPI 51-100	RPI 101-150	RPI 150+				
3- 17	0- 0	0- 4	OVERALL	0- 0	0- 0	3- 13				
2- 7	0- 0	0- 2	HOME	0- 0	0- 0	2- 5				
1- 10	0- 0	0- 2	AWAY	0- 0	0- 0	1- 8				
0- 0	0- 0	0- 0	NEUTRAL	0- 0	0- 0	0- 0				
1- 8	0- 0	0- 1	NON-CONFERENCE	0- 0	0- 0	1- 7				
0- 3	0- 0	0- 0	HOME	0- 0	0- 0	0- 3				
1- 5	0- 0	0- 1	AWAY	0- 0	0- 0	1- 4				
0- 0	0- 0	0- 0	NEUTRAL	0- 0	0- 0	0- 0				
2- 9	0- 0	0- 3	CONFERENCE	0- 0	0- 0	2- 6				
2- 4	0- 0	0- 2	HOME	0- 0	0- 0	2- 2				
0- 5	0- 0	0- 1	AWAY	0- 0	0- 0	0- 4				
0- 0	0- 0	0- 0	NEUTRAL	0- 0	0- 0	0- 0				

RPI 1-25			RPI 26-50			RPI 51-100			RPI 101+			Team's RPI: 334
RPI	S	Opponent	Score	RPI	S	Opponent	Score	RPI	S	Opponent	Score	
				28	H	South Dakota St.	52 85		170	H	Denver	70 55
				38	A	South Dakota	51 69		178	A	Oral Roberts	56 66
				38	H	South Dakota	49 71		178	H	Oral Roberts	61 72
				46	A	Purdue	44 78		185	H	Eastern Mich.	72 87
									189	A	Milwaukee	48 70
									216	A	Western Ill.	59 73
									216	H	Western Ill.	61 90
									226	A	North Dakota	60 79
									248	A	Loyola Chicago	67 81
									258	H	SIUE	49 57
									268	A	Eastern Ill.	63 72
									285	A	Western Mich.	61 69
									293	H	Valparaiso	64 68
									317	H	Omaha	56 48
									319	A	North Dakota St.	54 70
									339	A	Evansville	72 66
LAST 12 Division I GAMES:												
				216	H	Western Ill.	61 90		38	A	South Dakota	51 69
				38	H	South Dakota	49 71		178	H	Oral Roberts	61 72
				178	A	Oral Roberts	56 66		28	H	South Dakota St.	52 85
				170	H	Denver	70 55		226	A	North Dakota	60 79
				317	H	Omaha	56 48		319	A	North Dakota St.	54 70
				216	A	Western Ill.	59 73		293	H	Valparaiso	64 68

Non-Div I Games: Taylor (IN) 84 74 Goshen 86 45 Ind.-Kokomo 87 50

Purdue Fort Wayne

Loss, Non-Conf, S Site, H Home A Away N Neutral

Quinnipiac

Through Games Of Feb. 9, 2019

Average RPI Win:	219	WON-LOST	WINNING	LAST 10	STRENGTH OF	OPP. STRENGTH	TEAM	ADJ.	CONF.	ADJ CONF.
Average RPI Loss:	41	RECORD	PCT. RANK	GAMES	SCHEDULE	OF SCHEDULE	RPI	RPI	RPI	RPI
DIV. I ONLY	17- 6	53	1- 0	113	151	68	68	26	26	
DIV. I NON-CONF.	5- 6	177	1- 0	22	10	57	57	28	28	
TOTALS	RPI 1-25	RPI 26-50	W-L RECORDS	RPI 51-100	RPI 101-150	RPI 150+				
17- 6	0- 2	0- 2	OVERALL	3- 2	1- 0	13- 0				
8- 2	0- 2	0- 0	HOME	0- 0	0- 0	8- 0				
8- 2	0- 0	0- 0	AWAY	3- 2	1- 0	4- 0				
1- 2	0- 0	0- 2	NEUTRAL	0- 0	0- 0	1- 0				
5- 6	0- 2	0- 2	NON-CONFERENCE	3- 2	0- 0	2- 0				
1- 2	0- 2	0- 0	HOME	0- 0	0- 0	1- 0				
3- 2	0- 0	0- 0	AWAY	3- 2	0- 0	0- 0				
1- 2	0- 0	0- 2	NEUTRAL	0- 0	0- 0	1- 0				
12- 0	0- 0	0- 0	CONFERENCE	0- 0	1- 0	11- 0				
7- 0	0- 0	0- 0	HOME	0- 0	0- 0	7- 0				
5- 0	0- 0	0- 0	AWAY	0- 0	1- 0	4- 0				
0- 0	0- 0	0- 0	NEUTRAL	0- 0	0- 0	0- 0				

RPI S	Opponent	Score	RPI S	Opponent	Score	RPI S	Opponent	Score	RPI S	Opponent	Score
14 H	UCF	45 47	29 N	Texas	55 56	51 A	Bucknell	58 75	148 A	Marist	76 69
25 H	Central Mich.	52 67	31 N	Missouri	51 65	80 A	Harvard	72 67	176 H	Rider	72 56
						83 A	Drexel	56 52	182 N	Ball St.	69 66
						93 A	Princeton	42 54	213 A	Monmouth	58 46
						97 A	Providence	48 44	213 H	Monmouth	67 38
									238 A	Niagara	96 55
									238 H	Niagara	62 42
									253 H	Richmond	65 48
									278 H	Siena	68 31
									280 A	Canisius	55 42
									280 H	Canisius	68 51
									308 H	Fairfield	81 36
									328 H	Saint Peter's	90 45
									330 A	Iona	76 39
LAST 12 Division I GAMES:											
182 N	Ball St.	69 66	330 A	Iona	76 39						
31 N	Missouri	51 65	278 H	Siena	68 31						
280 H	Canisius	68 51	280 A	Canisius	55 42						
238 H	Niagara	62 42	238 A	Niagara	96 55						
176 H	Rider	72 56	213 H	Monmouth	67 38						
213 A	Monmouth	58 46	148 A	Marist	76 69						

Non-Div I Games:

Quinnipiac

Loss, Non-Conf, S Site, H Home A Away N Neutral

Average RPI Win: <b>232</b>	WON-LOST	WINNING	LAST 10	STRENGTH OF	OPP. STRENGTH	TEAM	ADJ.	CONF.	ADJ CONF.
Average RPI Loss: <b>123</b>	RECORD	PCT. RANK	GAMES	SCHEDULE	OF SCHEDULE	RPI	RPI	RPI	RPI
DIV. I ONLY	15- 6	64	1- 0	190	258	95	95	28	28
DIV. I NON-CONF.	5- 5	162	0- 0	113	97	112	112	29	29
TOTALS	RPI 1-25	RPI 26-50	W-L RECORDS	RPI 51-100	RPI 101-150	RPI 150+			
15- 6	0- 1	0- 0	OVERALL	1- 1	3- 2	11- 2			
7- 1	0- 0	0- 0	HOME	0- 0	1- 1	6- 0			
7- 4	0- 1	0- 0	AWAY	1- 1	2- 0	4- 2			
1- 1	0- 0	0- 0	NEUTRAL	0- 0	0- 1	1- 0			
5- 5	0- 1	0- 0	NON-CONFERENCE	1- 1	1- 2	3- 1			
2- 1	0- 0	0- 0	HOME	0- 0	0- 1	2- 0			
2- 3	0- 1	0- 0	AWAY	1- 1	1- 0	0- 1			
1- 1	0- 0	0- 0	NEUTRAL	0- 0	0- 1	1- 0			
10- 1	0- 0	0- 0	CONFERENCE	0- 0	2- 0	8- 1			
5- 0	0- 0	0- 0	HOME	0- 0	1- 0	4- 0			
5- 1	0- 0	0- 0	AWAY	0- 0	1- 0	4- 1			
0- 0	0- 0	0- 0	NEUTRAL	0- 0	0- 0	0- 0			

RPI 1-25				RPI 26-50				RPI 51-100 Team's RPI: 95				RPI 101+			
RPI	S	Opponent	Score	RPI	S	Opponent	Score	RPI	S	Opponent	Score	RPI	S	Opponent	Score
10	A	NC State	58 <b>75</b>					67	A	Virginia Tech	44 <b>55</b>	106	N	Nebraska	39 <b>77</b>
								96	A	Virginia	57 44	114	A	VCU	54 49
												122	H	Morehead St.	72 <b>79</b>
												132	A	High Point	84 79
												132	H	High Point	80 58
												172	N	Temple	56 50
												190	A	Hampton	54 <b>68</b>
												194	H	UNC Asheville	60 46
												241	A	Campbell	56 52
												243	A	Mt. St. Mary's	77 <b>89</b>
												247	H	ETSU	79 64
												260	H	Gardner-Webb	79 69
												262	H	Winthrop	70 49
												301	H	South Carolina St.	61 31
												315	A	Charleston So.	67 41
												335	H	Presbyterian	59 49
												340	A	USC Upstate	82 41
												341	A	Longwood	68 34
LAST 12 Division I GAMES:															
132	A	High Point	84 79	315	A	Charleston So.	67 41								
260	H	Gardner-Webb	79 69	262	H	Winthrop	70 49								
340	A	USC Upstate	82 41	190	A	Hampton	54 <b>68</b>								
241	A	Campbell	56 52	132	H	High Point	80 58								
335	H	Presbyterian	59 49	194	H	UNC Asheville	60 46								
341	A	Longwood	68 34	243	A	Mt. St. Mary's	77 <b>89</b>								

Non-Div I Games: Shepherd 60 46

Radford

## Rhode Island

Through Games Of Feb. 9, 2019

Average RPI Win:	213	WON-LOST	WINNING	LAST 10	STRENGTH OF	OPP. STRENGTH	TEAM	ADJ.	CONF.	ADJ CONF.
Average RPI Loss:	139	RECORD	PCT. RANK	GAMES	SCHEDULE	OF SCHEDULE	RPI	RPI	RPI	RPI
DIV. I ONLY	7- 15	265	1- 0	133	166	223	223	17	17	
DIV. I NON-CONF.	5- 7	206	1- 0	64	178	153	153	16	16	
TOTALS	RPI 1-25	RPI 26-50	W-L RECORDS	RPI 51-100	RPI 101-150	RPI 150+				
7- 15	0- 0	0- 2	OVERALL	1- 1	0- 7	6- 5				
3- 8	0- 0	0- 0	HOME	1- 1	0- 5	2- 2				
4- 7	0- 0	0- 2	AWAY	0- 0	0- 2	4- 3				
0- 0	0- 0	0- 0	NEUTRAL	0- 0	0- 0	0- 0				
5- 7	0- 0	0- 2	NON-CONFERENCE	1- 1	0- 3	4- 1				
3- 3	0- 0	0- 0	HOME	1- 1	0- 2	2- 0				
2- 4	0- 0	0- 2	AWAY	0- 0	0- 1	2- 1				
0- 0	0- 0	0- 0	NEUTRAL	0- 0	0- 0	0- 0				
2- 8	0- 0	0- 0	CONFERENCE	0- 0	0- 4	2- 4				
0- 5	0- 0	0- 0	HOME	0- 0	0- 3	0- 2				
2- 3	0- 0	0- 0	AWAY	0- 0	0- 1	2- 2				
0- 0	0- 0	0- 0	NEUTRAL	0- 0	0- 0	0- 0				

RPI 1-25				RPI 26-50				RPI 51-100				RPI 101+				Team's RPI: 223	
RPI	S	Opponent	Score	RPI	S	Opponent	Score	RPI	S	Opponent	Score	RPI	S	Opponent	Score		
				26	A	Kentucky	52 75	80	H	Harvard	47 80	104	H	Dayton	62 74		
				47	A	Clemson	67 80	97	H	Providence	72 65	105	H	Hartford	51 65		
												109	H	Boston College	64 88		
												114	A	VCU	39 74		
												117	A	Minnesota	71 91		
												135	H	Fordham	38 56		
												149	H	Davidson	67 77		
												192	H	George Washington	59 64		
												193	A	Saint Louis	68 56		
												206	A	George Mason	69 75		
												208	A	Holy Cross	65 73		
												210	H	St. Bonaventure	68 84		
												218	A	Robert Morris	46 41		
												226	H	North Dakota	77 63		
												228	H	Brown	72 67		
												253	A	Richmond	66 60		
												275	A	Vermont	61 58		
												283	A	La Salle	71 77		
LAST 12 Division I GAMES:																	
				228	H	Brown	72 67	114	A	VCU	39 74						
				283	A	La Salle	71 77	193	A	Saint Louis	68 56						
				104	H	Dayton	62 74	149	H	Davidson	67 77						
				210	H	St. Bonaventure	68 84	192	H	George Washington	59 64						
				206	A	George Mason	69 75	253	A	Richmond	66 60						
				135	H	Fordham	38 56	80	H	Harvard	47 80						

Non-Div I Games:

Rhode Island

■ Loss, 
 ■ Non-Conf, 
 ■ S Site, 
 ■ H Home 
 ■ A Away 
 N Neutral

Average RPI Win:	192	WON-LOST	WINNING	LAST 10	STRENGTH OF	OPP. STRENGTH	TEAM	ADJ.	CONF.	ADJ CONF.
Average RPI Loss:	30	RECORD	PCT. RANK	GAMES	SCHEDULE	OF SCHEDULE	RPI	RPI	RPI	RPI
DIV. I ONLY	20- 3	11	1- 0	148	122	34	34	14	14	
DIV. I NON-CONF.	9- 3	61	0- 0	235	93	81	81	18	18	
TOTALS	RPI 1-25	RPI 26-50	W-L RECORDS	RPI 51-100	RPI 101-150	RPI 150+				
20- 3	0- 1	0- 2	OVERALL	3- 0	3- 0	14- 0				
10- 0	0- 0	0- 0	HOME	1- 0	0- 0	9- 0				
9- 2	0- 1	0- 1	AWAY	2- 0	3- 0	4- 0				
1- 1	0- 0	0- 1	NEUTRAL	0- 0	0- 0	1- 0				
9- 3	0- 1	0- 2	NON-CONFERENCE	1- 0	0- 0	8- 0				
5- 0	0- 0	0- 0	HOME	0- 0	0- 0	5- 0				
3- 2	0- 1	0- 1	AWAY	1- 0	0- 0	2- 0				
1- 1	0- 0	0- 1	NEUTRAL	0- 0	0- 0	1- 0				
11- 0	0- 0	0- 0	CONFERENCE	2- 0	3- 0	6- 0				
5- 0	0- 0	0- 0	HOME	1- 0	0- 0	4- 0				
6- 0	0- 0	0- 0	AWAY	1- 0	3- 0	2- 0				
0- 0	0- 0	0- 0	NEUTRAL	0- 0	0- 0	0- 0				

RPI 1-25				RPI 26-50				Team's RPI: 34		RPI 51-100				RPI 101+			
RPI	S	Opponent	Score	RPI	S	Opponent	Score	RPI	S	Opponent	Score	RPI	S	Opponent	Score		
20	A	Texas A&M	54 65	27	N	North Carolina	50 71	56	A	Middle Tenn.	60 47	129	A	UAB	55 43		
				44	A	UCLA	50 59	58	A	Little Rock	79 65	130	A	Western Ky.	68 46		
								72	H	Old Dominion	48 42	150	A	Louisiana Tech	61 51		
												153	H	Charlotte	61 51		
												157	H	Georgia St.	66 49		
												173	H	North Texas	64 52		
												188	N	Coastal Caro.	56 52		
												191	A	Southern Miss.	58 47		
												201	A	Prairie View	68 58		
												207	H	SMU	66 52		
												217	H	Texas Southern	76 71		
												224	A	Marshall	79 67		
												264	H	UTEP	76 42		
												297	H	UTSA	85 54		
												316	H	New Orleans	67 56		
												321	A	Incarnate Word	74 63		
												329	H	McNeese	93 65		
LAST 12 Division I GAMES:																	
224	A	Marshall	79 67	173	H	North Texas	64 52										
130	A	Western Ky.	68 46	264	H	UTEP	76 42										
72	H	Old Dominion	48 42	297	H	UTSA	85 54										
153	H	Charlotte	61 51	150	A	Louisiana Tech	61 51										
129	A	UAB	55 43	191	A	Southern Miss.	58 47										
56	A	Middle Tenn.	60 47	321	A	Incarnate Word	74 63										

Non-Div I Games:

Rice

■ Loss, 
 ■ Non-Conf, S Site, 
 ■ Home 
 ■ Away 
 N Neutral

Average RPI Win:	244	WON-LOST	WINNING	LAST 10	STRENGTH OF	OPP. STRENGTH	TEAM	ADJ.	CONF.	ADJ CONF.
Average RPI Loss:	131	RECORD	PCT. RANK	GAMES	SCHEDULE	OF SCHEDULE	RPI	RPI	RPI	RPI
DIV. I ONLY	6- 17	298	0- 1	105	163	253	253	17	17	
DIV. I NON-CONF.	3- 10	278	0- 0	97	136	263	263	16	16	
TOTALS	RPI 1-25	RPI 26-50	W-L RECORDS	RPI 51-100	RPI 101-150	RPI 150+				
6- 17	0- 1	0- 1	OVERALL	0- 4	0- 6	6- 5				
5- 6	0- 0	0- 1	HOME	0- 2	0- 1	5- 2				
1- 10	0- 1	0- 0	AWAY	0- 1	0- 5	1- 3				
0- 1	0- 0	0- 0	NEUTRAL	0- 1	0- 0	0- 0				
3- 10	0- 1	0- 1	NON-CONFERENCE	0- 4	0- 1	3- 3				
3- 4	0- 0	0- 1	HOME	0- 2	0- 0	3- 1				
0- 5	0- 1	0- 0	AWAY	0- 1	0- 1	0- 2				
0- 1	0- 0	0- 0	NEUTRAL	0- 1	0- 0	0- 0				
3- 7	0- 0	0- 0	CONFERENCE	0- 0	0- 5	3- 2				
2- 2	0- 0	0- 0	HOME	0- 0	0- 1	2- 1				
1- 5	0- 0	0- 0	AWAY	0- 0	0- 4	1- 1				
0- 0	0- 0	0- 0	NEUTRAL	0- 0	0- 0	0- 0				

RPI 1-25				RPI 26-50				RPI 51-100				RPI 101+ Team's RPI: 253			
RPI	S	Opponent	Score	RPI	S	Opponent	Score	RPI	S	Opponent	Score	RPI	S	Opponent	Score
14	A	UCF	48 70	32	H	Ohio	58 109	67	N	Virginia Tech	57 85	104	A	Dayton	50 71
								68	A	Quinnipiac	48 65	108	A	Wake Forest	48 62
								83	H	Drexel	35 58	114	A	VCU	37 58
								90	H	Georgetown	53 73	114	H	VCU	43 68
												135	A	Fordham	48 60
												149	A	Davidson	55 78
												159	A	Duquesne	54 80
												162	A	William & Mary	55 65
												177	H	UMES	57 55
												198	H	Massachusetts	62 58
												223	H	Rhode Island	60 66
												227	H	Howard	67 60
												266	H	Saint Joseph's	46 45
												283	A	La Salle	74 60
												294	A	Fla. Atlantic	55 69
												308	H	Fairfield	40 58
												313	H	UNC Greensboro	59 48
LAST 12 Division I GAMES:															
114	A	VCU	37 58	149	A	Davidson	55 78								
104	A	Dayton	50 71	114	H	VCU	43 68								
198	H	Massachusetts	62 58	135	A	Fordham	48 60								
283	A	La Salle	74 60	223	H	Rhode Island	60 66								
266	H	Saint Joseph's	46 45	313	H	UNC Greensboro	59 48								
159	A	Duquesne	54 80	83	H	Drexel	35 58								

Non-Div I Games:

Richmond

■ Loss, 
 ■ Non-Conf, S Site, 
 ■ Home 
 ■ Away 
 N Neutral

Average RPI Win:	259	WON-LOST	WINNING	LAST 10	STRENGTH OF	OPP. STRENGTH	TEAM	ADJ.	CONF.	ADJ CONF.
Average RPI Loss:	154	RECORD	PCT. RANK	GAMES	SCHEDULE	OF SCHEDULE	RPI	RPI	RPI	RPI
DIV. I ONLY	13- 9	125	0- 1	251	246	176	176	26	26	
DIV. I NON-CONF.	4- 7	228	0- 1	254	194	261	261	28	28	
TOTALS	RPI 1-25	RPI 26-50	W-L RECORDS	RPI 51-100	RPI 101-150	RPI 150+				
13- 9	0- 0	0- 0	OVERALL	0- 4	2- 1	11- 4				
6- 4	0- 0	0- 0	HOME	0- 2	1- 0	5- 2				
7- 4	0- 0	0- 0	AWAY	0- 2	1- 0	6- 2				
0- 1	0- 0	0- 0	NEUTRAL	0- 0	0- 1	0- 0				
4- 7	0- 0	0- 0	NON-CONFERENCE	0- 3	0- 1	4- 3				
2- 3	0- 0	0- 0	HOME	0- 2	0- 0	2- 1				
2- 3	0- 0	0- 0	AWAY	0- 1	0- 0	2- 2				
0- 1	0- 0	0- 0	NEUTRAL	0- 0	0- 1	0- 0				
9- 2	0- 0	0- 0	CONFERENCE	0- 1	2- 0	7- 1				
4- 1	0- 0	0- 0	HOME	0- 0	1- 0	3- 1				
5- 1	0- 0	0- 0	AWAY	0- 1	1- 0	4- 0				
0- 0	0- 0	0- 0	NEUTRAL	0- 0	0- 0	0- 0				

RPI	S	Opponent	Score	RPI	S	Opponent	Score	RPI	S	Opponent	Score	RPI	S	Opponent	Score	Team's RPI: 176
51	A	Bucknell	59	80	109	N	Boston College	61	112	148	A	Marist	68	58		
68	A	Quinnipiac	56	72	148	H	Marist	70	64	208	A	Holy Cross	61	71		
90	H	Georgetown	49	79	209	H	Navy	60	66	213	A	Monmouth	55	43		
93	H	Princeton	65	89	213	H	Monmouth	65	50	213	H	Monmouth	65	50		
					243	H	Mt. St. Mary's	85	67	263	A	Binghamton	62	57		
					266	A	Saint Joseph's	56	54	266	A	Saint Joseph's	56	54		
					275	A	Vermont	49	54	275	A	Vermont	49	54		
					278	A	Siena	55	52	278	A	Siena	55	52		
					280	H	Canisius	49	62	280	H	Canisius	49	62		
					307	A	Manhattan	73	63	307	A	Manhattan	73	63		
					308	H	Fairfield	62	59	308	H	Fairfield	62	59		
					320	H	NJIT	67	46	320	H	NJIT	67	46		
					328	H	Saint Peter's	60	38	328	H	Saint Peter's	60	38		
					330	A	Iona	66	58	330	A	Iona	66	58		
LAST 12 Division I GAMES:																
109	N	Boston College	61	112	307	A	Manhattan	73	63							
148	H	Marist	70	64	328	H	Saint Peter's	60	38							
213	H	Monmouth	65	50	330	A	Iona	66	58							
68	A	Quinnipiac	56	72	278	A	Siena	55	52							
148	A	Marist	68	58	213	A	Monmouth	55	43							
280	H	Canisius	49	62	308	H	Fairfield	62	59							

Non-Div I Games:

Rider

Average RPI Win:	302	WON-LOST	WINNING	LAST 10	STRENGTH OF	OPP. STRENGTH	TEAM	ADJ.	CONF.	ADJ CONF.
Average RPI Loss:	128	RECORD	PCT. RANK	GAMES	SCHEDULE	OF SCHEDULE	RPI	RPI	RPI	RPI
DIV. I ONLY	12- 8	120	0- 1	325	278	218	218	31	31	
DIV. I NON-CONF.	2- 8	293	0- 1	263	68	318	318	31	31	
TOTALS	RPI 1-25	RPI 26-50	W-L RECORDS	RPI 51-100	RPI 101-150	RPI 150+				
12- 8	0- 1	0- 1	OVERALL	0- 2	0- 1	12- 3				
7- 3	0- 0	0- 1	HOME	0- 1	0- 0	7- 1				
5- 4	0- 1	0- 0	AWAY	0- 1	0- 1	5- 1				
0- 1	0- 0	0- 0	NEUTRAL	0- 0	0- 0	0- 1				
2- 8	0- 1	0- 1	NON-CONFERENCE	0- 2	0- 1	2- 3				
2- 3	0- 0	0- 1	HOME	0- 1	0- 0	2- 1				
0- 4	0- 1	0- 0	AWAY	0- 1	0- 1	0- 1				
0- 1	0- 0	0- 0	NEUTRAL	0- 0	0- 0	0- 1				
10- 0	0- 0	0- 0	CONFERENCE	0- 0	0- 0	10- 0				
5- 0	0- 0	0- 0	HOME	0- 0	0- 0	5- 0				
5- 0	0- 0	0- 0	AWAY	0- 0	0- 0	5- 0				
0- 0	0- 0	0- 0	NEUTRAL	0- 0	0- 0	0- 0				

RPI 1-25				RPI 26-50				RPI 51-100				RPI 101+ Team's RPI: 218			
RPI	S	Opponent	Score	RPI	S	Opponent	Score	RPI	S	Opponent	Score	RPI	S	Opponent	Score
12	A	Iowa	63 92	34	H	James Madison	36 59	87	H	Kent St.	46 54	127	A	Youngstown St.	59 69
								99	A	Loyola Marymount	53 61	207	N	SMU	55 60
												223	H	Rhode Island	41 46
												225	H	Sacred Heart	64 46
												231	A	Bowling Green	60 61
												243	H	Mt. St. Mary's	70 58
												254	A	St. Francis Brooklyn	75 56
												283	H	La Salle	67 39
												302	A	Central Conn. St.	64 57
												305	A	Bryant	60 57
												305	H	Bryant	59 56
												323	H	Wagner	69 46
												344	A	Fairleigh Dickinson	63 43
												344	H	Fairleigh Dickinson	71 49
												345	H	Delaware St.	64 63
												351	A	LIU Brooklyn	89 37
LAST 12 Division I GAMES:															
				99	A	Loyola Marymount	53 61	305	A	Bryant	60 57				
				305	H	Bryant	59 56	351	A	LIU Brooklyn	89 37				
				344	A	Fairleigh Dickinson	63 43	254	A	St. Francis Brooklyn	75 56				
				225	H	Sacred Heart	64 46	344	H	Fairleigh Dickinson	71 49				
				323	H	Wagner	69 46	243	H	Mt. St. Mary's	70 58				
				302	A	Central Conn. St.	64 57	34	H	James Madison	36 59				

Non-Div I Games: Pitt.-Johnstown 73 53

Robert Morris

Loss, Non-Conf, S Site, H Home A Away N Neutral



Average RPI Win:	133	WON-LOST	WINNING	LAST 10	STRENGTH OF	OPP. STRENGTH	TEAM	ADJ.	CONF.	ADJ CONF.
Average RPI Loss:	46	RECORD	PCT. RANK	GAMES	SCHEDULE	OF SCHEDULE	RPI	RPI	RPI	RPI
DIV. I ONLY	17- 5	39	1- 0	26	53	15	15	4	4	
DIV. I NON-CONF.	8- 3	72	1- 1	67	108	47	47	6	6	
TOTALS	RPI 1-25	RPI 26-50	W-L RECORDS	RPI 51-100	RPI 101-150	RPI 150+				
17- 5	2- 3	2- 0	OVERALL	3- 1	3- 1	7- 0				
11- 0	1- 0	2- 0	HOME	2- 0	1- 0	5- 0				
5- 3	1- 1	0- 0	AWAY	1- 1	2- 1	1- 0				
1- 2	0- 2	0- 0	NEUTRAL	0- 0	0- 0	1- 0				
8- 3	0- 2	0- 0	NON-CONFERENCE	2- 1	0- 0	6- 0				
6- 0	0- 0	0- 0	HOME	1- 0	0- 0	5- 0				
1- 1	0- 0	0- 0	AWAY	1- 1	0- 0	0- 0				
1- 2	0- 2	0- 0	NEUTRAL	0- 0	0- 0	1- 0				
9- 2	2- 1	2- 0	CONFERENCE	1- 0	3- 1	1- 0				
5- 0	1- 0	2- 0	HOME	1- 0	1- 0	0- 0				
4- 2	1- 1	0- 0	AWAY	0- 0	2- 1	1- 0				
0- 0	0- 0	0- 0	NEUTRAL	0- 0	0- 0	0- 0				

RPI	S	Opponent	Score	RPI	S	Opponent	Score	RPI	S	Opponent	Score	RPI	S	Opponent	Score
12	A	Iowa	66 72	39	H	Indiana	69 64	53	H	LSU	57 43	106	A	Nebraska	62 56
13	N	Gonzaga	40 57	46	H	Purdue	65 63	67	A	Virginia Tech	51 67	117	A	Minnesota	46 60
19	A	Maryland	73 65					80	A	Harvard	60 49	121	A	Penn St.	69 61
22	N	Drake	59 69					82	H	Northwestern	45 41	121	H	Penn St.	74 61
23	H	Michigan St.	76 62									160	H	Stony Brook	61 47
												186	A	Illinois	71 60
												214	H	Saint Francis (PA)	96 52
												228	H	Brown	73 52
												235	H	Albany (NY)	65 39
												247	N	ETSU	68 44
												302	H	Central Conn. St.	73 44
LAST 12 Division I GAMES:															
247	N	ETSU	68 44	23	H	Michigan St.	76 62								
13	N	Gonzaga	40 57	46	H	Purdue	65 63								
117	A	Minnesota	46 60	106	A	Nebraska	62 56								
39	H	Indiana	69 64	186	A	Illinois	71 60								
121	A	Penn St.	69 61	121	H	Penn St.	74 61								
12	A	Iowa	66 72	228	H	Brown	73 52								

Non-Div I Games:

Rutgers

■ Loss, 
■ Non-Conf, S Site, 
■ Home 
■ Away 
N Neutral

SFA				STRENGTH OF SCHEDULE	OPP. STRENGTH OF SCHEDULE	TEAM RPI	ADJ. RPI	CONF. RPI	ADJ CONF. RPI
Average RPI Win:	221	WON-LOST RECORD	WINNING PCT. RANK						
Average RPI Loss:	70		LAST 10 GAMES						
DIV. I ONLY	16- 3	19	0- 1	195	249	54	54	25	25
DIV. I NON-CONF.	6- 3	91	0- 1	60	147	49	49	23	23
-----									
TOTALS	RPI 1-25	RPI 26-50	W-L RECORDS	RPI 51-100	RPI 101-150	RPI 150+			
16- 3	0- 1	0- 0	OVERALL	2- 1	1- 1	13- 0			
10- 0	0- 0	0- 0	HOME	2- 0	1- 0	7- 0			
5- 3	0- 1	0- 0	AWAY	0- 1	0- 1	5- 0			
1- 0	0- 0	0- 0	NEUTRAL	0- 0	0- 0	1- 0			
6- 3	0- 1	0- 0	NON-CONFERENCE	1- 1	1- 1	4- 0			
5- 0	0- 0	0- 0	HOME	1- 0	1- 0	3- 0			
0- 3	0- 1	0- 0	AWAY	0- 1	0- 1	0- 0			
1- 0	0- 0	0- 0	NEUTRAL	0- 0	0- 0	1- 0			
10- 0	0- 0	0- 0	CONFERENCE	1- 0	0- 0	9- 0			
5- 0	0- 0	0- 0	HOME	1- 0	0- 0	4- 0			
5- 0	0- 0	0- 0	AWAY	0- 0	0- 0	5- 0			
0- 0	0- 0	0- 0	NEUTRAL	0- 0	0- 0	0- 0			

RPI 1-25				RPI 26-50				RPI 51-100 Team's RPI: 54				RPI 101+			
RPI	S	Opponent	Score	RPI	S	Opponent	Score	RPI	S	Opponent	Score	RPI	S	Opponent	Score
21	A	Miami (FL)	60 81					52	A	New Mexico	33 74	137	A	Texas Tech	69 77
								57	H	Lamar University	70 58	138	H	Montana St.	60 53
								76	H	Yale	67 57	158	H	Tulsa	76 34
												167	A	Abilene Christian	71 55
												181	H	Nicholls St.	70 62
												187	A	Sam Houston St.	78 68
												190	N	Hampton	70 68
												217	H	Texas Southern	74 55
												276	A	Southeastern La.	62 51
												289	A	Central Ark.	59 53
												291	H	Morgan St.	69 42
												316	H	New Orleans	97 38
												321	A	Incarinate Word	66 56
												332	H	Northwestern St.	84 56
												333	H	Houston Baptist	65 53
LAST 12 Division I GAMES:															
52	A	New Mexico	33 74	167	A	Abilene Christian	71 55								
76	H	Yale	67 57	321	A	Incarinate Word	66 56								
57	H	Lamar University	70 58	316	H	New Orleans	97 38								
333	H	Houston Baptist	65 53	332	H	Northwestern St.	84 56								
187	A	Sam Houston St.	78 68	181	H	Nicholls St.	70 62								
289	A	Central Ark.	59 53	276	A	Southeastern La.	62 51								

Non-Div I Games: Wiley 97 38 Cameron 86 59 Our Lady of the Lak93 77

SFA

Loss, Non-Conf, S Site, H Home A Away N Neutral

SIUE										
Average RPI Win:	287	WON-LOST	WINNING	LAST 10	STRENGTH OF	OPP. STRENGTH	TEAM	ADJ.	CONF.	ADJ CONF.
Average RPI Loss:	182	RECORD	PCT. RANK	GAMES	SCHEDULE	OF SCHEDULE	RPI	RPI	RPI	RPI
DIV. I ONLY	9- 13	227	0- 1	317	285	258	258	22	22	
DIV. I NON-CONF.	4- 6	212	0- 0	319	257	249	249	21	21	
TOTALS	RPI 1-25	RPI 26-50	W-L RECORDS	RPI 51-100	RPI 101-150	RPI 150+				
9- 13	0- 0	0- 1	OVERALL	0- 1	0- 3	9- 8				
4- 2	0- 0	0- 0	HOME	0- 0	0- 1	4- 1				
5- 10	0- 0	0- 1	AWAY	0- 0	0- 2	5- 7				
0- 1	0- 0	0- 0	NEUTRAL	0- 1	0- 0	0- 0				
4- 6	0- 0	0- 1	NON-CONFERENCE	0- 1	0- 0	4- 4				
1- 0	0- 0	0- 0	HOME	0- 0	0- 0	1- 0				
3- 5	0- 0	0- 1	AWAY	0- 0	0- 0	3- 4				
0- 1	0- 0	0- 0	NEUTRAL	0- 1	0- 0	0- 0				
5- 7	0- 0	0- 0	CONFERENCE	0- 0	0- 3	5- 4				
3- 2	0- 0	0- 0	HOME	0- 0	0- 1	3- 1				
2- 5	0- 0	0- 0	AWAY	0- 0	0- 2	2- 3				
0- 0	0- 0	0- 0	NEUTRAL	0- 0	0- 0	0- 0				

RPI 1-25			RPI 26-50			RPI 51-100			RPI 101+ Team's RPI: 258		
RPI	S	Opponent	Score	RPI	S	Opponent	Score	RPI	S	Opponent	Score
				31	A	Missouri	36 59	60	N	Missouri St.	65 68
								122	H	Morehead St.	67 73
								131	A	Tennessee Tech	55 79
								136	A	UT Martin	55 68
								186	A	Illinois	57 74
								193	A	Saint Louis	56 63
								195	H	Illinois St.	68 61
								204	A	Jacksonville St.	51 47
								222	A	Southeast Mo. St.	58 63
								222	H	Southeast Mo. St.	52 62
								239	A	UMKC	75 80
								248	A	Loyola Chicago	43 56
								268	A	Eastern Ill.	65 56
								284	A	Murray St.	75 81
								284	H	Murray St.	71 54
								287	A	Austin Peay	65 77
								287	H	Austin Peay	69 68
								326	H	Eastern Ky.	74 55
								334	A	Purdue Fort Wayne	57 49
								339	A	Evansville	54 45
								346	A	Chicago St.	82 66
LAST 12 Division I GAMES:											
284	A	Murray St.	75 81	284	H	Murray St.	71 54				
287	A	Austin Peay	65 77	287	H	Austin Peay	69 68				
326	H	Eastern Ky.	74 55	204	A	Jacksonville St.	51 47				
122	H	Morehead St.	67 73	131	A	Tennessee Tech	55 79				
136	A	UT Martin	55 68	268	A	Eastern Ill.	65 56				
222	A	Southeast Mo. St.	58 63	222	H	Southeast Mo. St.	52 62				

Non-Div I Games: McKendree 64 63

SIUE

■ Loss, 
 ■ Non-Conf, 
 ■ S Site, 
 ■ Home 
 ■ A Away 
 N Neutral

SMU				STRENGTH OF SCHEDULE	OPP. STRENGTH OF SCHEDULE	TEAM RPI	ADJ. RPI	CONF. RPI	ADJ CONF. RPI
Average RPI Win:	236	WON-LOST RECORD	WINNING PCT. RANK						
Average RPI Loss:	98		LAST 10 GAMES						
DIV. I ONLY	8- 15	253	1- 0	82	132	207	207	9	9
DIV. I NON-CONF.	6- 7	172	1- 0	183	250	227	227	9	9
-----									
TOTALS	RPI 1-25	RPI 26-50	W-L RECORDS	RPI 51-100	RPI 101-150	RPI 150+			
8- 15	0- 3	0- 2	OVERALL	0- 2	1- 5	7- 3			
6- 7	0- 1	0- 0	HOME	0- 1	1- 3	5- 2			
0- 8	0- 2	0- 2	AWAY	0- 1	0- 2	0- 1			
2- 0	0- 0	0- 0	NEUTRAL	0- 0	0- 0	2- 0			
6- 7	0- 0	0- 2	NON-CONFERENCE	0- 1	0- 2	6- 2			
4- 4	0- 0	0- 0	HOME	0- 1	0- 1	4- 2			
0- 3	0- 0	0- 2	AWAY	0- 0	0- 1	0- 0			
2- 0	0- 0	0- 0	NEUTRAL	0- 0	0- 0	2- 0			
2- 8	0- 3	0- 0	CONFERENCE	0- 1	1- 3	1- 1			
2- 3	0- 1	0- 0	HOME	0- 0	1- 2	1- 0			
0- 5	0- 2	0- 0	AWAY	0- 1	0- 1	0- 1			
0- 0	0- 0	0- 0	NEUTRAL	0- 0	0- 0	0- 0			

RPI 1-25				RPI 26-50				RPI 51-100				RPI 101+ Team's RPI: 207			
RPI	S	Opponent	Score	RPI	S	Opponent	Score	RPI	S	Opponent	Score	RPI	S	Opponent	Score
6	A	UConn	39 79	34	A	Rice	52 66	89	A	Cincinnati	57 69	107	A	Northern Colo.	57 58
14	A	UCF	43 55	41	A	TCU	63 65	91	H	UT Arlington	41 66	112	A	Houston	68 69
14	H	UCF	54 66									112	H	Houston	61 72
												128	H	Alabama	61 62
												133	H	Tulane	43 61
												134	H	South Fla.	46 44
												156	H	Oklahoma	61 77
												158	A	Tulsa	35 49
												173	H	North Texas	73 66
												218	N	Robert Morris	60 55
												234	N	Northern Ariz.	55 48
												251	H	Wichita St.	78 50
												273	H	CSU Bakersfield	49 43
												276	H	Southeastern La.	62 63
												295	H	La.-Monroe	49 38
												309	H	Mississippi Val.	62 47
LAST 12 Division I GAMES:															
234	N	Northern Ariz.	55 48	14	A	UCF	43 55	251	H	Wichita St.	78 50	112	H	Houston	61 72
14	H	UCF	54 66	133	H	Tulane	43 61	89	A	Cincinnati	57 69	107	A	Northern Colo.	57 58
158	A	Tulsa	35 49	91	H	UT Arlington	41 66	173	H	North Texas	73 66	156	H	Oklahoma	61 77
112	A	Houston	68 69					218	N	Robert Morris	60 55	158	A	Tulsa	35 49
134	H	South Fla.	46 44					234	N	Northern Ariz.	55 48	173	H	North Texas	73 66
6	A	UConn	39 79					251	H	Wichita St.	78 50	218	N	Robert Morris	60 55

Non-Div I Games:

SMU

Average RPI Win:	<b>243</b>	WON-LOST	WINNING	LAST 10	STRENGTH OF	OPP. STRENGTH	TEAM	ADJ.	CONF.	ADJ CONF.
Average RPI Loss:	<b>123</b>	RECORD	PCT. RANK	GAMES	SCHEDULE	OF SCHEDULE	RPI	RPI	RPI	RPI
DIV. I ONLY	<b>7- 11</b>	<b>238</b>	<b>1- 0</b>	<b>166</b>	<b>196</b>	<b>230</b>	<b>230</b>	<b>16</b>	<b>16</b>	
DIV. I NON-CONF.	<b>3- 4</b>	<b>199</b>	<b>1- 0</b>	<b>138</b>	<b>261</b>	<b>211</b>	<b>211</b>	<b>12</b>	<b>12</b>	
TOTALS	RPI 1-25	RPI 26-50	W-L RECORDS	RPI 51-100	RPI 101-150	RPI 150+				
7- 11	0- 0	0- 0	OVERALL	0- 3	0- 6	7- 2				
4- 5	0- 0	0- 0	HOME	0- 1	0- 2	4- 2				
1- 5	0- 0	0- 0	AWAY	0- 2	0- 3	1- 0				
2- 1	0- 0	0- 0	NEUTRAL	0- 0	0- 1	2- 0				
3- 4	0- 0	0- 0	NON-CONFERENCE	0- 2	0- 1	3- 1				
1- 2	0- 0	0- 0	HOME	0- 1	0- 0	1- 1				
0- 1	0- 0	0- 0	AWAY	0- 1	0- 0	0- 0				
2- 1	0- 0	0- 0	NEUTRAL	0- 0	0- 1	2- 0				
4- 7	0- 0	0- 0	CONFERENCE	0- 1	0- 5	4- 1				
3- 3	0- 0	0- 0	HOME	0- 0	0- 2	3- 1				
1- 4	0- 0	0- 0	AWAY	0- 1	0- 3	1- 0				
0- 0	0- 0	0- 0	NEUTRAL	0- 0	0- 0	0- 0				

RPI 1-25				RPI 26-50				RPI 51-100				RPI 101+				Team's RPI: 230	
RPI	S	Opponent	Score	RPI	S	Opponent	Score	RPI	S	Opponent	Score	RPI	S	Opponent	Score		
								52	A	New Mexico	53	85	102	A	Idaho St.	43	73
								86	A	Idaho	66	104	102	H	Idaho St.	42	56
								92	H	UC Davis	60	109	107	A	Northern Colo.	69	82
													125	N	Pepperdine	97	113
													138	H	Montana St.	53	69
													140	A	Portland St.	58	74
													165	H	Montana	86	88
													186	N	Illinois	109	107
													190	N	Hampton	65	61
													196	A	Eastern Wash.	73	70
													234	H	Northern Ariz.	65	61
													240	H	San Francisco	75	86
													270	H	Southern Utah	77	76
													312	H	Cal Poly	88	85
													314	H	Weber St.	77	62
LAST 12 Division I GAMES:																	
				190	N	Hampton	65	61					270	H	Southern Utah	77	76
				140	A	Portland St.	58	74					234	H	Northern Ariz.	65	61
				314	H	Weber St.	77	62					102	A	Idaho St.	43	73
				102	H	Idaho St.	42	56					138	H	Montana St.	53	69
				196	A	Eastern Wash.	73	70					165	H	Montana	86	88
				86	A	Idaho	66	104					107	A	Northern Colo.	69	82

Non-Div I Games: Antelope Valley 86 80

Sacramento St.

■ Loss, 
 ■ Non-Conf, 
 ■ S Site, 
 ■ H Home 
 ■ A Away 
 N Neutral

## Sacred Heart

Through Games Of Feb. 9, 2019

Average RPI Win:	296	WON-LOST	WINNING	LAST 10	STRENGTH OF	OPP. STRENGTH	TEAM	ADJ.	CONF.	ADJ CONF.
Average RPI Loss:	180	RECORD	PCT. RANK	GAMES	SCHEDULE	OF SCHEDULE	RPI	RPI	RPI	RPI
DIV. I ONLY	11- 10	154	1- 0	283	340	225	225	31	31	
DIV. I NON-CONF.	4- 7	228	0- 0	222	271	226	226	31	31	
TOTALS	RPI 1-25	RPI 26-50	W-L RECORDS	RPI 51-100	RPI 101-150	RPI 150+				
11- 10	0- 0	0- 1	OVERALL	0- 1	0- 0	11- 8				
6- 4	0- 0	0- 0	HOME	0- 0	0- 0	6- 4				
5- 6	0- 0	0- 1	AWAY	0- 1	0- 0	5- 4				
0- 0	0- 0	0- 0	NEUTRAL	0- 0	0- 0	0- 0				
4- 7	0- 0	0- 1	NON-CONFERENCE	0- 1	0- 0	4- 5				
1- 3	0- 0	0- 0	HOME	0- 0	0- 0	1- 3				
3- 4	0- 0	0- 1	AWAY	0- 1	0- 0	3- 2				
0- 0	0- 0	0- 0	NEUTRAL	0- 0	0- 0	0- 0				
7- 3	0- 0	0- 0	CONFERENCE	0- 0	0- 0	7- 3				
5- 1	0- 0	0- 0	HOME	0- 0	0- 0	5- 1				
2- 2	0- 0	0- 0	AWAY	0- 0	0- 0	2- 2				
0- 0	0- 0	0- 0	NEUTRAL	0- 0	0- 0	0- 0				

RPI 1-25				RPI 26-50				RPI 51-100				RPI 101+ Team's RPI: 225			
RPI	S	Opponent	Score	RPI	S	Opponent	Score	RPI	S	Opponent	Score	RPI	S	Opponent	Score
				26	A	Kentucky	43 71	97	A	Providence	52 62	152	A	Lehigh	66 70
												160	H	Stony Brook	58 73
												198	A	Massachusetts	61 78
												213	H	Monmouth	50 55
												214	A	Saint Francis (PA)	68 85
												218	A	Robert Morris	46 64
												243	H	Mt. St. Mary's	76 41
												254	A	St. Francis Brooklyn	68 66
												254	H	St. Francis Brooklyn	53 56
												256	A	Hofstra	70 64
												266	H	Saint Joseph's	44 61
												278	H	Siena	72 50
												302	H	Central Conn. St.	66 61
												305	H	Bryant	49 48
												307	A	Manhattan	74 46
												310	A	New Hampshire	71 60
												323	A	Wagner	80 68
												323	H	Wagner	72 64
												351	H	LIU Brooklyn	75 53
LAST 12 Division I GAMES:															
				243	H	Mt. St. Mary's	76 41	305	H	Bryant	49 48				
				254	H	St. Francis Brooklyn	53 56	323	A	Wagner	80 68				
				218	A	Robert Morris	46 64	351	H	LIU Brooklyn	75 53				
				214	A	Saint Francis (PA)	68 85	302	H	Central Conn. St.	66 61				
				323	H	Wagner	72 64	26	A	Kentucky	43 71				
				254	A	St. Francis Brooklyn	68 66	266	H	Saint Joseph's	44 61				

Non-Div I Games:

Sacred Heart

■ Loss, 
 ■ Non-Conf, 
 ■ S Site, 
 ■ Home 
 ■ A Away 
 N Neutral

Average RPI Win:	277	WON-LOST	WINNING	LAST 10	STRENGTH OF	OPP. STRENGTH	TEAM	ADJ.	CONF.	ADJ CONF.
Average RPI Loss:	153	RECORD	PCT. RANK	GAMES	SCHEDULE	OF SCHEDULE	RPI	RPI	RPI	RPI
DIV. I ONLY	9- 12	215	0- 1	213	279	214	214	31	31	
DIV. I NON-CONF.	2- 9	297	0- 1	42	99	210	210	31	31	
TOTALS	RPI 1-25	RPI 26-50	W-L RECORDS	RPI 51-100	RPI 101-150	RPI 150+				
9- 12	0- 2	0- 0	OVERALL	0- 2	1- 2	8- 6				
6- 2	0- 0	0- 0	HOME	0- 1	1- 0	5- 1				
3- 8	0- 2	0- 0	AWAY	0- 0	0- 2	3- 4				
0- 2	0- 0	0- 0	NEUTRAL	0- 1	0- 0	0- 1				
2- 9	0- 2	0- 0	NON-CONFERENCE	0- 2	1- 2	1- 3				
1- 2	0- 0	0- 0	HOME	0- 1	1- 0	0- 1				
1- 5	0- 2	0- 0	AWAY	0- 0	0- 2	1- 1				
0- 2	0- 0	0- 0	NEUTRAL	0- 1	0- 0	0- 1				
7- 3	0- 0	0- 0	CONFERENCE	0- 0	0- 0	7- 3				
5- 0	0- 0	0- 0	HOME	0- 0	0- 0	5- 0				
2- 3	0- 0	0- 0	AWAY	0- 0	0- 0	2- 3				
0- 0	0- 0	0- 0	NEUTRAL	0- 0	0- 0	0- 0				

RPI 1-25				RPI 26-50				RPI 51-100				RPI 101+ Team's RPI: 214			
RPI	S	Opponent	Score	RPI	S	Opponent	Score	RPI	S	Opponent	Score	RPI	S	Opponent	Score
2	A	Baylor	58 116					69	N	Boise St.	64 78	122	H	Morehead St.	89 83
15	A	Rutgers	52 96					71	H	FGCU	69 83	126	A	Pittsburgh	75 78
												127	A	Youngstown St.	56 80
												159	H	Duquesne	73 93
												165	N	Montana	77 79
												225	H	Sacred Heart	85 68
												237	A	Liberty	53 82
												243	A	Mt. St. Mary's	83 72
												243	H	Mt. St. Mary's	68 66
												254	A	St. Francis Brooklyn	65 78
												302	A	Central Conn. St.	62 73
												302	H	Central Conn. St.	83 68
												305	A	Bryant	63 66
												323	H	Wagner	107 70
												341	A	Longwood	91 88
												344	H	Fairleigh Dickinson	75 64
												351	A	LIU Brooklyn	80 66
LAST 12 Division I GAMES:															
165	N	Montana	77 79	302	A	Central Conn. St.	62 73								
302	H	Central Conn. St.	83 68	254	A	St. Francis Brooklyn	65 78								
243	A	Mt. St. Mary's	83 72	351	A	LIU Brooklyn	80 66								
323	H	Wagner	107 70	243	H	Mt. St. Mary's	68 66								
225	H	Sacred Heart	85 68	344	H	Fairleigh Dickinson	75 64								
305	A	Bryant	63 66	126	A	Pittsburgh	75 78								

Non-Div I Games: Seton Hill 86 74

Saint Francis (PA)

■ Loss, 
 ■ Non-Conf, 
 ■ S Site, 
 ■ Home 
 ■ A Away 
 N Neutral

## Saint Joseph's

Through Games Of Feb. 9, 2019

Average RPI Win:	239	WON-LOST	WINNING	LAST 10	STRENGTH OF	OPP. STRENGTH	TEAM	ADJ.	CONF.	ADJ CONF.
Average RPI Loss:	135	RECORD	PCT. RANK	GAMES	SCHEDULE	OF SCHEDULE	RPI	RPI	RPI	RPI
DIV. I ONLY	7- 15	265	1- 0	165	168	266	266	17	17	
DIV. I NON-CONF.	4- 9	252	1- 0	141	189	258	258	16	16	
TOTALS	RPI 1-25	RPI 26-50	W-L RECORDS	RPI 51-100	RPI 101-150	RPI 150+				
7- 15	0- 0	0- 1	OVERALL	0- 3	1- 4	6- 7				
6- 7	0- 0	0- 1	HOME	0- 1	1- 2	5- 3				
1- 8	0- 0	0- 0	AWAY	0- 2	0- 2	1- 4				
0- 0	0- 0	0- 0	NEUTRAL	0- 0	0- 0	0- 0				
4- 9	0- 0	0- 1	NON-CONFERENCE	0- 3	0- 1	4- 4				
3- 5	0- 0	0- 1	HOME	0- 1	0- 1	3- 2				
1- 4	0- 0	0- 0	AWAY	0- 2	0- 0	1- 2				
0- 0	0- 0	0- 0	NEUTRAL	0- 0	0- 0	0- 0				
3- 6	0- 0	0- 0	CONFERENCE	0- 0	1- 3	2- 3				
3- 2	0- 0	0- 0	HOME	0- 0	1- 1	2- 1				
0- 4	0- 0	0- 0	AWAY	0- 0	0- 2	0- 2				
0- 0	0- 0	0- 0	NEUTRAL	0- 0	0- 0	0- 0				

RPI 1-25				RPI 26-50				RPI 51-100				RPI 101+				Team's RPI: 266	
RPI	S	Opponent	Score	RPI	S	Opponent	Score	RPI	S	Opponent	Score	RPI	S	Opponent	Score		
				42	H	Villanova	35 47	63	H	Auburn	70 81	104	A	Dayton	65 72		
								73	A	Penn	45 65	114	A	VCU	40 59		
								83	A	Drexel	34 51	114	H	VCU	47 65		
												115	H	Towson	52 73		
												149	H	Davidson	66 54		
												154	A	Delaware	39 48		
												159	A	Duquesne	73 81		
												172	H	Temple	52 58		
												176	H	Rider	54 56		
												193	H	Saint Louis	49 62		
												209	A	Navy	48 49		
												210	H	St. Bonaventure	66 41		
												225	A	Sacred Heart	61 44		
												238	H	Niagara	68 54		
												253	A	Richmond	45 46		
												265	H	Columbia	68 61		
												283	H	La Salle	60 57		
												306	H	Loyola Maryland	49 46		
LAST 12 Division I GAMES:																	
				306	H	Loyola Maryland	49 46					159	A	Duquesne	73 81		
				149	H	Davidson	66 54					210	H	St. Bonaventure	66 41		
				114	H	VCU	47 65					193	H	Saint Louis	49 62		
				104	A	Dayton	65 72					114	A	VCU	40 59		
				253	A	Richmond	45 46					209	A	Navy	48 49		
				283	H	La Salle	60 57					154	A	Delaware	39 48		

Non-Div I Games:

Saint Joseph's

■ Loss, 
■ Non-Conf, 
■ S Site, 
■ H Home 
■ A Away 
N Neutral



## Saint Louis

Through Games Of Feb. 9, 2019

Average RPI Win:	212	WON-LOST	WINNING	LAST 10	STRENGTH OF	OPP. STRENGTH	TEAM	ADJ.	CONF.	ADJ CONF.
Average RPI Loss:	129	RECORD	PCT. RANK	GAMES	SCHEDULE	OF SCHEDULE	RPI	RPI	RPI	RPI
DIV. I ONLY	10- 13	209	1- 0	183	121	193	193	17	17	
DIV. I NON-CONF.	5- 8	224	1- 0	205	54	217	217	16	16	
TOTALS	RPI 1-25	RPI 26-50	W-L RECORDS	RPI 51-100	RPI 101-150	RPI 150+				
10- 13	0- 1	0- 1	OVERALL	1- 2	1- 4	8- 5				
5- 6	0- 1	0- 1	HOME	0- 1	1- 1	4- 2				
5- 5	0- 0	0- 0	AWAY	1- 0	0- 2	4- 3				
0- 2	0- 0	0- 0	NEUTRAL	0- 1	0- 1	0- 0				
5- 8	0- 1	0- 1	NON-CONFERENCE	1- 2	0- 1	4- 3				
2- 4	0- 1	0- 1	HOME	0- 1	0- 0	2- 1				
3- 2	0- 0	0- 0	AWAY	1- 0	0- 0	2- 2				
0- 2	0- 0	0- 0	NEUTRAL	0- 1	0- 1	0- 0				
5- 5	0- 0	0- 0	CONFERENCE	0- 0	1- 3	4- 2				
3- 2	0- 0	0- 0	HOME	0- 0	1- 1	2- 1				
2- 3	0- 0	0- 0	AWAY	0- 0	0- 2	2- 1				
0- 0	0- 0	0- 0	NEUTRAL	0- 0	0- 0	0- 0				

RPI 1-25				RPI 26-50				RPI 51-100				RPI 101+ Team's RPI: 193			
RPI	S	Opponent	Score	RPI	S	Opponent	Score	RPI	S	Opponent	Score	RPI	S	Opponent	Score
6	H	UConn	42 98	31	H	Missouri	62 74	76	N	Yale	52 58	104	H	Dayton	68 65
								89	H	Cincinnati	50 51	114	A	VCU	47 57
								96	A	Virginia	67 65	135	A	Fordham	51 54
												135	H	Fordham	53 56
												145	N	Chattanooga	61 71
												158	A	Tulsa	75 86
												163	H	Southern Ill.	62 58
												174	H	Indiana St.	56 60
												192	H	George Washington	60 44
												195	A	Illinois St.	67 72
												198	A	Massachusetts	66 70
												206	H	George Mason	60 53
												210	A	St. Bonaventure	62 45
												223	H	Rhode Island	56 68
												258	H	SIUE	63 56
												266	A	Saint Joseph's	62 49
												294	A	Fla. Atlantic	93 61
												326	A	Eastern Ky.	70 43
LAST 12 Division I GAMES:															
294	A	Fla. Atlantic	93 61	210	A	St. Bonaventure	62 45	223	H	Rhode Island	56 68				
135	A	Fordham	51 54	135	H	Fordham	53 56	266	A	Saint Joseph's	62 49				
192	H	George Washington	60 44	198	A	Massachusetts	66 70	76	N	Yale	52 58				
206	H	George Mason	60 53												
114	A	VCU	47 57												
104	H	Dayton	68 65												

Non-Div I Games:

Saint Louis

■ Loss, 
 ■ Non-Conf, 
 ■ S Site, 
 ■ H Home 
 ■ A Away 
 N Neutral

## Saint Mary's (CA)

Through Games Of Feb. 9, 2019

Average RPI Win:	171	WON-LOST	WINNING	LAST 10	STRENGTH OF	OPP. STRENGTH	TEAM	ADJ.	CONF.	ADJ CONF.
Average RPI Loss:	38	RECORD	PCT. RANK	GAMES	SCHEDULE	OF SCHEDULE	RPI	RPI	RPI	RPI
DIV. I ONLY	16- 8	80	1- 0	58	72	49	49	8	8	
DIV. I NON-CONF.	7- 4	109	1- 0	72	37	56	56	7	7	
TOTALS	RPI 1-25	RPI 26-50	W-L RECORDS	RPI 51-100	RPI 101-150	RPI 150+				
16- 8	0- 3	2- 3	OVERALL	2- 2	2- 0	10- 0				
6- 4	0- 2	1- 2	HOME	1- 0	1- 0	3- 0				
8- 4	0- 1	1- 1	AWAY	0- 2	1- 0	6- 0				
2- 0	0- 0	0- 0	NEUTRAL	1- 0	0- 0	1- 0				
7- 4	0- 1	1- 2	NON-CONFERENCE	1- 1	1- 0	4- 0				
2- 2	0- 1	1- 1	HOME	0- 0	0- 0	1- 0				
3- 2	0- 0	0- 1	AWAY	0- 1	1- 0	2- 0				
2- 0	0- 0	0- 0	NEUTRAL	1- 0	0- 0	1- 0				
9- 4	0- 2	1- 1	CONFERENCE	1- 1	1- 0	6- 0				
4- 2	0- 1	0- 1	HOME	1- 0	1- 0	2- 0				
5- 2	0- 1	1- 0	AWAY	0- 1	0- 0	4- 0				
0- 0	0- 0	0- 0	NEUTRAL	0- 0	0- 0	0- 0				

RPI 1-25				RPI 26-50				Team's RPI: 49	RPI 51-100				RPI 101+			
RPI	S	Opponent	Score	RPI	S	Opponent	Score		RPI	S	Opponent	Score	RPI	S	Opponent	Score
5	H	Oregon	55 79	30	H	California	78 81		72	N	Old Dominion	83 65	123	A	Washington St.	70 64
13	A	Gonzaga	62 74	33	A	Oregon St.	56 89		79	A	Pacific	67 76	125	H	Pepperdine	79 68
13	H	Gonzaga	52 66	37	A	BYU	78 75		92	A	UC Davis	74 76	161	A	Portland	98 91
				37	H	BYU	73 74		99	H	Loyola Marymount	86 62	161	H	Portland	113 85
				50	H	Wyoming	90 84						183	N	Texas St.	89 62
LAST 12 Division I GAMES:																
				72	N	Old Dominion	83 65		125	H	Pepperdine	79 68				
				255	A	San Diego	80 49		184	A	Santa Clara	83 59				
				37	A	BYU	78 75		240	A	San Francisco	80 65				
				13	H	Gonzaga	52 66		37	H	BYU	73 74				
				161	H	Portland	113 85		255	H	San Diego	74 60				
				99	H	Loyola Marymount	86 62		161	A	Portland	98 91				

Non-Div I Games:

Saint Mary's (CA)

■ Loss, 
■ Non-Conf, 
■ S Site, 
■ H Home 
■ A Away 
N Neutral

## Saint Peter's

Through Games Of Feb. 9, 2019

Average RPI Win:	326	WON-LOST	WINNING	LAST 10	STRENGTH OF	OPP. STRENGTH	TEAM	ADJ.	CONF.	ADJ CONF.
Average RPI Loss:	213	RECORD	PCT. RANK	GAMES	SCHEDULE	OF SCHEDULE	RPI	RPI	RPI	RPI
DIV. I ONLY	6- 16	291	0- 1	319	343	328	328	26	26	
DIV. I NON-CONF.	5- 6	177	0- 0	326	346	295	295	28	28	
TOTALS	RPI 1-25	RPI 26-50	W-L RECORDS	RPI 51-100	RPI 101-150	RPI 150+				
6- 16	0- 0	0- 0	OVERALL	0- 2	0- 3	6- 11				
4- 6	0- 0	0- 0	HOME	0- 0	0- 1	4- 5				
2- 10	0- 0	0- 0	AWAY	0- 2	0- 2	2- 6				
0- 0	0- 0	0- 0	NEUTRAL	0- 0	0- 0	0- 0				
5- 6	0- 0	0- 0	NON-CONFERENCE	0- 1	0- 2	5- 3				
4- 1	0- 0	0- 0	HOME	0- 0	0- 0	4- 1				
1- 5	0- 0	0- 0	AWAY	0- 1	0- 2	1- 2				
0- 0	0- 0	0- 0	NEUTRAL	0- 0	0- 0	0- 0				
1- 10	0- 0	0- 0	CONFERENCE	0- 1	0- 1	1- 8				
0- 5	0- 0	0- 0	HOME	0- 0	0- 1	0- 4				
1- 5	0- 0	0- 0	AWAY	0- 1	0- 0	1- 4				
0- 0	0- 0	0- 0	NEUTRAL	0- 0	0- 0	0- 0				

RPI 1-25				RPI 26-50				RPI 51-100				RPI 101+				Team's RPI: 328	
RPI	S	Opponent	Score	RPI	S	Opponent	Score	RPI	S	Opponent	Score	RPI	S	Opponent	Score		
								68	A	Quinnipiac	45	90	109	A	Boston College	57	89
								76	A	Yale	56	72	110	A	Seton Hall	47	90
													148	H	Marist	42	62
													176	A	Rider	38	60
													238	A	Niagara	57	81
													238	H	Niagara	66	75
													244	H	Cal St. Fullerton	45	69
													254	A	St. Francis Brooklyn	70	74
													278	A	Siena	46	50
													278	H	Siena	57	84
													280	A	Canisius	59	78
													280	H	Canisius	62	75
													307	H	Manhattan	44	62
													308	A	Fairfield	68	65
													310	A	Lafayette	62	60
													318	A	UMass Lowell	57	59
													320	H	NJIT	70	57
													323	H	Wagner	69	57
													344	H	Fairleigh Dickinson	75	58
													351	H	LIU Brooklyn	86	59
LAST 12 Division I GAMES:																	
307	H	Manhattan	44	62	308	A	Fairfield	68	65								
280	A	Canisius	59	78	280	H	Canisius	62	75								
238	A	Niagara	57	81	238	H	Niagara	66	75								
278	A	Siena	46	50	68	A	Quinnipiac	45	90								
148	H	Marist	42	62	278	H	Siena	57	84								
176	A	Rider	38	60	344	H	Fairleigh Dickinson	75	58								

Non-Div I Games:

Saint Peter's

■ Loss, 
 ■ Non-Conf, 
 ■ S Site, 
 ■ H Home 
 ■ A Away 
 N Neutral

Average RPI Win:	277	WON-LOST	WINNING	LAST 10	STRENGTH OF	OPP. STRENGTH	TEAM	ADJ.	CONF.	ADJ CONF.
Average RPI Loss:	128	RECORD	PCT. RANK	GAMES	SCHEDULE	OF SCHEDULE	RPI	RPI	RPI	RPI
DIV. I ONLY	9- 9	163	1- 0	231	244	187	187	25	25	
DIV. I NON-CONF.	2- 5	264	0- 0	111	107	175	175	23	23	
TOTALS	RPI 1-25	RPI 26-50	W-L RECORDS	RPI 51-100	RPI 101-150	RPI 150+				
9- 9	0- 0	0- 1	OVERALL	0- 4	0- 0	9- 4				
3- 4	0- 0	0- 0	HOME	0- 2	0- 0	3- 2				
6- 4	0- 0	0- 1	AWAY	0- 1	0- 0	6- 2				
0- 1	0- 0	0- 0	NEUTRAL	0- 1	0- 0	0- 0				
2- 5	0- 0	0- 1	NON-CONFERENCE	0- 2	0- 0	2- 2				
0- 1	0- 0	0- 0	HOME	0- 0	0- 0	0- 1				
2- 3	0- 0	0- 1	AWAY	0- 1	0- 0	2- 1				
0- 1	0- 0	0- 0	NEUTRAL	0- 1	0- 0	0- 0				
7- 4	0- 0	0- 0	CONFERENCE	0- 2	0- 0	7- 2				
3- 3	0- 0	0- 0	HOME	0- 2	0- 0	3- 1				
4- 1	0- 0	0- 0	AWAY	0- 0	0- 0	4- 1				
0- 0	0- 0	0- 0	NEUTRAL	0- 0	0- 0	0- 0				

RPI 1-25				RPI 26-50				RPI 51-100				RPI 101+				Team's RPI: 187	
RPI	S	Opponent	Score	RPI	S	Opponent	Score	RPI	S	Opponent	Score	RPI	S	Opponent	Score		
				41	A	TCU	59 72	53	A	LSU	52 66	167	A	Abilene Christian	72 63		
								54	H	SFA	68 78	167	H	Abilene Christian	79 91		
								57	H	Lamar University	72 83	178	H	Oral Roberts	62 73		
								81	N	Troy	79 84	191	A	Southern Miss.	65 61		
												251	A	Wichita St.	55 63		
												252	A	Louisiana	68 62		
												267	A	A&M-Corpus Christi	61 76		
												276	H	Southeastern La.	94 63		
												289	H	Central Ark.	66 62		
												321	A	Incarnate Word	76 56		
												329	A	McNeese	93 80		
												332	H	Northwestern St.	66 55		
												333	A	Houston Baptist	74 63		
LAST 12 Division I GAMES:																	
				167	A	Abilene Christian	72 63	333	A	Houston Baptist	74 63						
				329	A	McNeese	93 80	267	A	A&M-Corpus Christi	61 76						
				54	H	SFA	68 78	321	A	Incarnate Word	76 56						
				276	H	Southeastern La.	94 63	289	H	Central Ark.	66 62						
				57	H	Lamar University	72 83	167	H	Abilene Christian	79 91						
				332	H	Northwestern St.	66 55	41	A	TCU	59 72						

Non-Div I Games: UNKNOWN 94 46 Wiley 101 63 Jarvis Christian 100 55

Sam Houston St.

Average RPI Win: <b>267</b>	WON-LOST	WINNING	LAST 10	STRENGTH OF	OPP. STRENGTH	TEAM	ADJ.	CONF.	ADJ CONF.
Average RPI Loss: <b>170</b>	RECORD	PCT. RANK	GAMES	SCHEDULE	OF SCHEDULE	RPI	RPI	RPI	RPI
DIV. I ONLY	5- 16	306	0- 1	212	245	271	271	27	27
DIV. I NON-CONF.	3- 10	278	0- 0	156	209	225	225	25	25
TOTALS	RPI 1-25	RPI 26-50	W-L RECORDS	RPI 51-100	RPI 101-150	RPI 150+			
5- 16	0- 0	0- 0	OVERALL	0- 2	0- 5	5- 9			
2- 3	0- 0	0- 0	HOME	0- 0	0- 2	2- 1			
3- 13	0- 0	0- 0	AWAY	0- 2	0- 3	3- 8			
0- 0	0- 0	0- 0	NEUTRAL	0- 0	0- 0	0- 0			
3- 10	0- 0	0- 0	NON-CONFERENCE	0- 2	0- 4	3- 4			
1- 1	0- 0	0- 0	HOME	0- 0	0- 1	1- 0			
2- 9	0- 0	0- 0	AWAY	0- 2	0- 3	2- 4			
0- 0	0- 0	0- 0	NEUTRAL	0- 0	0- 0	0- 0			
2- 6	0- 0	0- 0	CONFERENCE	0- 0	0- 1	2- 5			
1- 2	0- 0	0- 0	HOME	0- 0	0- 1	1- 1			
1- 4	0- 0	0- 0	AWAY	0- 0	0- 0	1- 4			
0- 0	0- 0	0- 0	NEUTRAL	0- 0	0- 0	0- 0			

RPI S	Opponent	Score	RPI S	Opponent	Score	RPI S	Opponent	Score	RPI S	Opponent	Score	Team's RPI: 271
						63	A Auburn	46 <b>73</b>	103	A Oklahoma St.	62 <b>82</b>	
						81	A Troy	52 <b>72</b>	129	H UAB	41 <b>66</b>	
									136	A UT Martin	68 <b>89</b>	
									145	H Chattanooga	63 <b>73</b>	
									147	A Colorado	39 <b>81</b>	
									151	A Mercer	68 <b>76</b>	
									151	H Mercer	52 <b>68</b>	
									170	A Denver	87 83	
									179	A Vanderbilt	52 <b>77</b>	
									190	A Hampton	57 <b>64</b>	
									191	A Southern Miss.	40 <b>76</b>	
									221	A Furman	36 <b>57</b>	
									229	A Memphis	48 <b>53</b>	
									246	A Alabama St.	60 51	
									247	H ETSU	79 58	
									286	A Wofford	62 <b>71</b>	
									313	A UNC Greensboro	54 <b>55</b>	
									335	H Presbyterian	75 54	
									337	A Western Caro.	75 42	
LAST 12 Division I GAMES:												
151	H Mercer	52 <b>68</b>	313	A UNC Greensboro	54 <b>55</b>							
286	A Wofford	62 <b>71</b>	151	A Mercer	68 <b>76</b>							
221	A Furman	36 <b>57</b>	179	A Vanderbilt	52 <b>77</b>							
145	H Chattanooga	63 <b>73</b>	147	A Colorado	39 <b>81</b>							
247	H ETSU	79 58	170	A Denver	87 83							
337	A Western Caro.	75 42	63	A Auburn	46 <b>73</b>							

Non-Div I Games: Rhodes 71 54 Montevallo 73 47

Samford

Loss, Non-Conf, S Site, H Home A Away N Neutral

Average RPI Win:	240	WON-LOST	WINNING	LAST 10	STRENGTH OF	OPP. STRENGTH	TEAM	ADJ.	CONF.	ADJ CONF.
Average RPI Loss:	117	RECORD	PCT. RANK	GAMES	SCHEDULE	OF SCHEDULE	RPI	RPI	RPI	RPI
DIV. I ONLY	7- 16	274	0- 1	164	106	255	255	8	8	
DIV. I NON-CONF.	6- 4	125	0- 0	317	222	223	223	7	7	
TOTALS	RPI 1-25	RPI 26-50	W-L RECORDS	RPI 51-100	RPI 101-150	RPI 150+				
7- 16	0- 1	0- 4	OVERALL	0- 4	0- 3	7- 4				
5- 8	0- 1	0- 3	HOME	0- 2	0- 1	5- 1				
2- 8	0- 0	0- 1	AWAY	0- 2	0- 2	2- 3				
0- 0	0- 0	0- 0	NEUTRAL	0- 0	0- 0	0- 0				
6- 4	0- 0	0- 1	NON-CONFERENCE	0- 0	0- 1	6- 2				
5- 1	0- 0	0- 1	HOME	0- 0	0- 0	5- 0				
1- 3	0- 0	0- 0	AWAY	0- 0	0- 1	1- 2				
0- 0	0- 0	0- 0	NEUTRAL	0- 0	0- 0	0- 0				
1- 12	0- 1	0- 3	CONFERENCE	0- 4	0- 2	1- 2				
0- 7	0- 1	0- 2	HOME	0- 2	0- 1	0- 1				
1- 5	0- 0	0- 1	AWAY	0- 2	0- 1	1- 1				
0- 0	0- 0	0- 0	NEUTRAL	0- 0	0- 0	0- 0				

RPI 1-25				RPI 26-50				RPI 51-100				RPI 101+ Team's RPI: 255			
RPI	S	Opponent	Score	RPI	S	Opponent	Score	RPI	S	Opponent	Score	RPI	S	Opponent	Score
13	H	Gonzaga	61 86	30	H	California	53 70	79	A	Pacific	47 79	117	A	Minnesota	48 53
				37	H	BYU	56 65	79	H	Pacific	53 70	125	A	Pepperdine	65 88
				49	A	Saint Mary's (CA)	60 74	99	A	Loyola Marymount	57 83	125	H	Pepperdine	55 74
				49	H	Saint Mary's (CA)	49 80	99	H	Loyola Marymount	52 69	161	H	Portland	60 69
												184	A	Santa Clara	57 49
												199	H	Dartmouth	78 76
												205	H	San Diego St.	72 71
												236	H	Hawaii	58 50
												240	A	San Francisco	57 68
												259	A	Long Beach St.	60 56
												269	H	Cleveland St.	83 82
												270	A	Southern Utah	59 69
												297	A	UTSA	77 87
												325	H	San Jose St.	83 79
LAST 12 Division I GAMES:															
				49	H	Saint Mary's (CA)	49 80	161	H	Portland	60 69				
				79	H	Pacific	53 70	79	A	Pacific	47 79				
				99	A	Loyola Marymount	57 83	49	A	Saint Mary's (CA)	60 74				
				125	A	Pepperdine	65 88	125	H	Pepperdine	55 74				
				37	H	BYU	56 65	99	H	Loyola Marymount	52 69				
				13	H	Gonzaga	61 86	184	A	Santa Clara	57 49				

Non-Div I Games: Cal St. San B'dino 76 58

San Diego

■ Loss, 
 ■ Non-Conf, 
 ■ S Site, 
 ■ H Home 
 ■ A Away 
 N Neutral

Average RPI Win:	231	WON-LOST	WINNING	LAST 10	STRENGTH OF	OPP. STRENGTH	TEAM	ADJ.	CONF.	ADJ CONF.
Average RPI Loss:	146	RECORD	PCT. RANK	GAMES	SCHEDULE	OF SCHEDULE	RPI	RPI	RPI	RPI
DIV. I ONLY	9- 12	215	1- 0	173	205	205	205	15	15	
DIV. I NON-CONF.	5- 6	177	0- 0	267	269	242	242	13	13	
TOTALS	RPI 1-25	RPI 26-50	W-L RECORDS	RPI 51-100	RPI 101-150	RPI 150+				
9- 12	0- 0	0- 2	OVERALL	1- 3	0- 1	8- 6				
6- 5	0- 0	0- 1	HOME	1- 2	0- 1	5- 1				
3- 7	0- 0	0- 1	AWAY	0- 1	0- 0	3- 5				
0- 0	0- 0	0- 0	NEUTRAL	0- 0	0- 0	0- 0				
5- 6	0- 0	0- 1	NON-CONFERENCE	0- 1	0- 0	5- 4				
3- 3	0- 0	0- 1	HOME	0- 1	0- 0	3- 1				
2- 3	0- 0	0- 0	AWAY	0- 0	0- 0	2- 3				
0- 0	0- 0	0- 0	NEUTRAL	0- 0	0- 0	0- 0				
4- 6	0- 0	0- 1	CONFERENCE	1- 2	0- 1	3- 2				
3- 2	0- 0	0- 0	HOME	1- 1	0- 1	2- 0				
1- 4	0- 0	0- 1	AWAY	0- 1	0- 0	1- 2				
0- 0	0- 0	0- 0	NEUTRAL	0- 0	0- 0	0- 0				

RPI 1-25				RPI 26-50				RPI 51-100				RPI 101+				Team's RPI: 205	
RPI	S	Opponent	Score	RPI	S	Opponent	Score	RPI	S	Opponent	Score	RPI	S	Opponent	Score		
				41	H	TCU	64 81	52	A	New Mexico	62 70	113	H	Fresno St.	81 87		
				50	A	Wyoming	45 87	52	H	New Mexico	61 59	155	A	CSUN	74 77		
								69	H	Boise St.	66 69	169	A	UC Irvine	78 70		
								78	H	Arizona	60 69	184	A	Santa Clara	43 60		
												212	A	UNLV	57 71		
												220	A	Utah St.	56 54		
												236	H	Hawaii	58 57		
												244	A	Cal St. Fullerton	83 72		
												250	A	Air Force	66 75		
												250	H	Air Force	70 61		
												255	A	San Diego	71 72		
												261	H	California Baptist	83 67		
												292	H	UC Santa Barbara	58 63		
												321	H	Incarinate Word	81 38		
												325	H	San Jose St.	69 68		
LAST 12 Division I GAMES:																	
				220	A	Utah St.	56 54	52	A	New Mexico	62 70						
				52	H	New Mexico	61 59	250	H	Air Force	70 61						
				325	H	San Jose St.	69 68	50	A	Wyoming	45 87						
				250	A	Air Force	66 75	69	H	Boise St.	66 69						
				212	A	UNLV	57 71	292	H	UC Santa Barbara	58 63						
				113	H	Fresno St.	81 87	155	A	CSUN	74 77						

Non-Div I Games:

San Diego St.

■ Loss, 
■ Non-Conf, 
■ S Site, 
■ H Home 
■ A Away 
N Neutral

## San Francisco

Through Games Of Feb. 9, 2019

Average RPI Win:	271	WON-LOST	WINNING	LAST 10	STRENGTH OF	OPP. STRENGTH	TEAM	ADJ.	CONF.	ADJ CONF.
Average RPI Loss:	100	RECORD	PCT. RANK	GAMES	SCHEDULE	OF SCHEDULE	RPI	RPI	RPI	RPI
DIV. I ONLY	6- 17	298	0- 1	126	102	240	240	8	8	
DIV. I NON-CONF.	4- 7	228	0- 0	212	151	235	235	7	7	
TOTALS	RPI 1-25	RPI 26-50	W-L RECORDS	RPI 51-100	RPI 101-150	RPI 150+				
6- 17	0- 2	0- 2	OVERALL	0- 6	0- 4	6- 3				
2- 9	0- 0	0- 2	HOME	0- 4	0- 2	2- 1				
2- 7	0- 2	0- 0	AWAY	0- 2	0- 2	2- 1				
2- 1	0- 0	0- 0	NEUTRAL	0- 0	0- 0	2- 1				
4- 7	0- 1	0- 0	NON-CONFERENCE	0- 3	0- 2	4- 1				
1- 3	0- 0	0- 0	HOME	0- 2	0- 1	1- 0				
1- 3	0- 1	0- 0	AWAY	0- 1	0- 1	1- 0				
2- 1	0- 0	0- 0	NEUTRAL	0- 0	0- 0	2- 1				
2- 10	0- 1	0- 2	CONFERENCE	0- 3	0- 2	2- 2				
1- 6	0- 0	0- 2	HOME	0- 2	0- 1	1- 1				
1- 4	0- 1	0- 0	AWAY	0- 1	0- 1	1- 1				
0- 0	0- 0	0- 0	NEUTRAL	0- 0	0- 0	0- 0				

RPI 1-25				RPI 26-50				RPI 51-100				RPI 101+ Team's RPI: 240			
RPI	S	Opponent	Score	RPI	S	Opponent	Score	RPI	S	Opponent	Score	RPI	S	Opponent	Score
4	A	Stanford	62 96	37	H	BYU	59 67	79	H	Pacific	75 85	107	H	Northern Colo.	63 68
13	A	Gonzaga	51 78	49	H	Saint Mary's (CA)	65 80	86	A	Idaho	63 70	123	A	Washington St.	61 91
								91	H	UT Arlington	73 80	125	A	Pepperdine	50 69
								92	H	UC Davis	68 70	125	H	Pepperdine	66 72
								99	A	Loyola Marymount	58 66	161	A	Portland	73 78
								99	H	Loyola Marymount	66 73	184	A	Santa Clara	57 49
												184	H	Santa Clara	66 71
												226	N	North Dakota	97 100
												230	A	Sacramento St.	86 75
												255	H	San Diego	68 57
												312	N	Cal Poly	65 62
												319	N	North Dakota St.	75 42
												325	H	San Jose St.	85 63
LAST 12 Division I GAMES:															
				99	H	Loyola Marymount	66 73	49	H	Saint Mary's (CA)	65 80				
				125	H	Pepperdine	66 72	125	A	Pepperdine	50 69				
				184	A	Santa Clara	57 49	99	A	Loyola Marymount	58 66				
				161	A	Portland	73 78	184	H	Santa Clara	66 71				
				13	A	Gonzaga	51 78	37	H	BYU	59 67				
				79	H	Pacific	75 85	255	H	San Diego	68 57				

Non-Div I Games:

San Francisco

■ Loss, 
■ Non-Conf, 
■ S Site, 
■ H Home 
■ A Away 
N Neutral



Average RPI Win: 247		WON-LOST	WINNING	LAST 10	STRENGTH OF		OPP. STRENGTH	TEAM	ADJ.	CONF.	ADJ CONF.
Average RPI Loss: 161		RECORD	PCT. RANK	GAMES	SCHEDULE		OF SCHEDULE	RPI	RPI	RPI	RPI
DIV. I ONLY		2- 18	338	0- 1	182		174	325	325	15	15
DIV. I NON-CONF.		1- 9	326	0- 0	233		186	335	335	13	13
-----											
TOTALS	RPI 1-25	RPI 26-50		W-L RECORDS		RPI 51-100		RPI 101-150		RPI 150+	
2- 18	0- 0	0- 1		OVERALL		0- 3		0- 4		2- 10	
2- 7	0- 0	0- 1		HOME		0- 2		0- 0		2- 4	
0- 11	0- 0	0- 0		AWAY		0- 1		0- 4		0- 6	
0- 0	0- 0	0- 0		NEUTRAL		0- 0		0- 0		0- 0	
1- 9	0- 0	0- 0		NON-CONFERENCE		0- 1		0- 3		1- 5	
1- 3	0- 0	0- 0		HOME		0- 1		0- 0		1- 2	
0- 6	0- 0	0- 0		AWAY		0- 0		0- 3		0- 3	
0- 0	0- 0	0- 0		NEUTRAL		0- 0		0- 0		0- 0	
1- 9	0- 0	0- 1		CONFERENCE		0- 2		0- 1		1- 5	
1- 4	0- 0	0- 1		HOME		0- 1		0- 0		1- 2	
0- 5	0- 0	0- 0		AWAY		0- 1		0- 1		0- 3	
0- 0	0- 0	0- 0		NEUTRAL		0- 0		0- 0		0- 0	

RPI 1-25				RPI 26-50				RPI 51-100				RPI 101+				Team's RPI:	325
RPI	S	Opponent	Score	RPI	S	Opponent	Score	RPI	S	Opponent	Score	RPI	S	Opponent	Score		
				50	H	Wyoming	56 70	69	A	Boise St.	68 99	106	A	Nebraska	63 96		
								69	H	Boise St.	69 83	113	A	Fresno St.	48 77		
								79	H	Pacific	67 91	140	A	Portland St.	51 80		
												147	A	Colorado	64 76		
												155	A	CSUN	40 76		
												169	H	UC Irvine	66 74		
												184	H	Santa Clara	56 62		
												205	A	San Diego St.	68 69		
												212	H	UNLV	43 53		
												220	A	Utah St.	49 82		
												220	H	Utah St.	68 59		
												232	H	Nevada	49 52		
												240	A	San Francisco	63 85		
												250	A	Air Force	77 88		
												255	A	San Diego	79 83		
												273	H	CSU Bakersfield	82 72		
LAST 12 Division I GAMES:																	
				69	H	Boise St.	69 83	220	A	Utah St.	49 82						
				205	A	San Diego St.	68 69	69	A	Boise St.	68 99						
				220	H	Utah St.	68 59	232	H	Nevada	49 52						
				250	A	Air Force	77 88	113	A	Fresno St.	48 77						
				50	H	Wyoming	56 70	255	A	San Diego	79 83						
				212	H	UNLV	43 53	155	A	CSUN	40 76						

Non-Div I Games:	San Fran. St.	66	73
------------------	---------------	----	----

San Jose St.

Loss, Non-Conf, S Site, H Home A Away N Neutral

Santa Clara

Through Games Of Feb. 9, 2019

Average RPI Win:	212	WON-LOST	WINNING	LAST 10	STRENGTH OF	OPP. STRENGTH	TEAM	ADJ.	CONF.	ADJ CONF.
Average RPI Loss:	105	RECORD	PCT. RANK	GAMES	SCHEDULE	OF SCHEDULE	RPI	RPI	RPI	RPI
DIV. I ONLY	9- 13	227	0- 1	129	112	184	184	8	8	
DIV. I NON-CONF.	6- 4	125	0- 0	187	196	140	140	7	7	
TOTALS	RPI 1-25	RPI 26-50	W-L RECORDS	RPI 51-100	RPI 101-150	RPI 150+				
9- 13	0- 1	0- 4	OVERALL	2- 2	0- 3	7- 3				
4- 8	0- 0	0- 2	HOME	1- 2	0- 1	3- 3				
5- 5	0- 1	0- 2	AWAY	1- 0	0- 2	4- 0				
0- 0	0- 0	0- 0	NEUTRAL	0- 0	0- 0	0- 0				
6- 4	0- 0	0- 2	NON-CONFERENCE	1- 0	0- 1	5- 1				
4- 1	0- 0	0- 0	HOME	1- 0	0- 0	3- 1				
2- 3	0- 0	0- 2	AWAY	0- 0	0- 1	2- 0				
0- 0	0- 0	0- 0	NEUTRAL	0- 0	0- 0	0- 0				
3- 9	0- 1	0- 2	CONFERENCE	1- 2	0- 2	2- 2				
0- 7	0- 0	0- 2	HOME	0- 2	0- 1	0- 2				
3- 2	0- 1	0- 0	AWAY	1- 0	0- 1	2- 0				
0- 0	0- 0	0- 0	NEUTRAL	0- 0	0- 0	0- 0				

RPI 1-25				RPI 26-50				RPI 51-100				RPI 101+ Team's RPI: 184			
RPI	S	Opponent	Score	RPI	S	Opponent	Score	RPI	S	Opponent	Score	RPI	S	Opponent	Score
13	A	Gonzaga	61 78	33	A	Oregon St.	31 82	60	H	Missouri St.	77 73	113	A	Fresno St.	53 80
				37	H	BYU	44 54	79	H	Pacific	70 74	125	A	Pepperdine	48 74
				43	A	Southern California	46 77	99	A	Loyola Marymount	83 75	125	H	Pepperdine	74 76
				49	H	Saint Mary's (CA)	59 83	99	H	Loyola Marymount	60 69	155	H	CSUN	38 53
												161	A	Portland	72 66
												205	H	San Diego St.	60 43
												232	H	Nevada	56 48
												240	A	San Francisco	71 66
												240	H	San Francisco	49 57
												244	A	Cal St. Fullerton	64 60
												255	H	San Diego	49 57
												325	A	San Jose St.	62 56
												338	H	Grand Canyon	75 55
LAST 12 Division I GAMES:															
125	H	Pepperdine	74 76	79	H	Pacific	70 74								
99	H	Loyola Marymount	60 69	99	A	Loyola Marymount	83 75								
240	H	San Francisco	49 57	125	A	Pepperdine	48 74								
13	A	Gonzaga	61 78	240	A	San Francisco	71 66								
161	A	Portland	72 66	255	H	San Diego	49 57								
49	H	Saint Mary's (CA)	59 83	37	H	BYU	44 54								

Non-Div I Games: Sonoma St. 98 38

Santa Clara

Loss, Non-Conf, S Site, H Home A Away N Neutral

Average RPI Win:	334	WON-LOST	WINNING	LAST 10	STRENGTH OF	OPP. STRENGTH	TEAM	ADJ.	CONF.	ADJ CONF.
Average RPI Loss:	230	RECORD	PCT. RANK	GAMES	SCHEDULE	OF SCHEDULE	RPI	RPI	RPI	RPI
DIV. I ONLY	3- 13	322	1- 0	351	299	348	348	32	32	
DIV. I NON-CONF.	0- 7	336	0- 0	260	134	343	343	32	32	
TOTALS	RPI 1-25	RPI 26-50	W-L RECORDS	RPI 51-100	RPI 101-150	RPI 150+				
3- 13	0- 0	0- 2	OVERALL	0- 0	0- 0	3- 11				
1- 6	0- 0	0- 0	HOME	0- 0	0- 0	1- 6				
2- 7	0- 0	0- 2	AWAY	0- 0	0- 0	2- 5				
0- 0	0- 0	0- 0	NEUTRAL	0- 0	0- 0	0- 0				
0- 7	0- 0	0- 2	NON-CONFERENCE	0- 0	0- 0	0- 5				
0- 3	0- 0	0- 0	HOME	0- 0	0- 0	0- 3				
0- 4	0- 0	0- 2	AWAY	0- 0	0- 0	0- 2				
0- 0	0- 0	0- 0	NEUTRAL	0- 0	0- 0	0- 0				
3- 6	0- 0	0- 0	CONFERENCE	0- 0	0- 0	3- 6				
1- 3	0- 0	0- 0	HOME	0- 0	0- 0	1- 3				
2- 3	0- 0	0- 0	AWAY	0- 0	0- 0	2- 3				
0- 0	0- 0	0- 0	NEUTRAL	0- 0	0- 0	0- 0				

RPI 1-25				RPI 26-50				RPI 51-100				RPI 101+ Team's RPI: 348			
RPI	S	Opponent	Score	RPI	S	Opponent	Score	RPI	S	Opponent	Score	RPI	S	Opponent	Score
				28	A	South Dakota St.	49 97					177	A	UMES	46 78
				36	A	DePaul	61 124					197	A	Ole Miss	51 74
												217	H	Texas Southern	41 65
												241	H	Jacksonville	58 68
												251	A	Wichita St.	50 66
												272	H	Norfolk St.	42 78
												288	H	Ga. Southern	71 82
												291	A	Morgan St.	47 63
												301	H	South Carolina St.	60 71
												327	A	Coppin St.	76 70
												327	H	Coppin St.	68 57
												342	H	N.C. Central	67 71
												345	A	Delaware St.	58 66
												349	A	Florida A&M	54 50
LAST 12 Division I GAMES:															
				327	H	Coppin St.	68 57					349	A	Florida A&M	54 50
				177	A	UMES	46 78					291	A	Morgan St.	47 63
				345	A	Delaware St.	58 66					327	A	Coppin St.	76 70
				342	H	N.C. Central	67 71					251	A	Wichita St.	50 66
				301	H	South Carolina St.	60 71					28	A	South Dakota St.	49 97
				272	H	Norfolk St.	42 78					197	A	Ole Miss	51 74

Non-Div I Games: Carver 101 49 Wesleyan (GA) 155 26

Savannah St.

Average RPI Win:	346	WON-LOST	WINNING	LAST 10	STRENGTH OF	OPP. STRENGTH	TEAM	ADJ.	CONF.	ADJ CONF.
Average RPI Loss:	199	RECORD	PCT. RANK	GAMES	SCHEDULE	OF SCHEDULE	RPI	RPI	RPI	RPI
DIV. I ONLY	1- 21	348	0- 1	221	319	343	343	30	30	
DIV. I NON-CONF.	0- 13	336	0- 0	130	263	326	326	30	30	
TOTALS	RPI 1-25	RPI 26-50	W-L RECORDS	RPI 51-100	RPI 101-150	RPI 150+				
1- 21	0- 0	0- 1	OVERALL	0- 3	0- 3	1- 14				
1- 9	0- 0	0- 0	HOME	0- 0	0- 2	1- 7				
0- 11	0- 0	0- 1	AWAY	0- 2	0- 1	0- 7				
0- 1	0- 0	0- 0	NEUTRAL	0- 1	0- 0	0- 0				
0- 13	0- 0	0- 1	NON-CONFERENCE	0- 3	0- 3	0- 6				
0- 5	0- 0	0- 0	HOME	0- 0	0- 2	0- 3				
0- 7	0- 0	0- 1	AWAY	0- 2	0- 1	0- 3				
0- 1	0- 0	0- 0	NEUTRAL	0- 1	0- 0	0- 0				
1- 8	0- 0	0- 0	CONFERENCE	0- 0	0- 0	1- 8				
1- 4	0- 0	0- 0	HOME	0- 0	0- 0	1- 4				
0- 4	0- 0	0- 0	AWAY	0- 0	0- 0	0- 4				
0- 0	0- 0	0- 0	NEUTRAL	0- 0	0- 0	0- 0				

RPI	S	Opponent	Score	RPI	S	Opponent	Score	RPI	S	Opponent	Score	RPI	S	Opponent	Score	Team's RPI: 343
40	A	Utah	62 89	78	N	Arizona	54 84	125	H	Pepperdine	64 78	140	A	Portland St.	43 68	
				79	A	Pacific	61 75	143	H	Washington	58 69	166	A	New Mexico St.	55 75	
				92	A	UC Davis	59 76	169	A	UC Irvine	60 65	219	A	UTRGV	56 69	
								232	A	Nevada	54 67	234	H	Northern Ariz.	58 65	
								236	A	Hawaii	51 67	239	H	UMKC	62 86	
								244	H	Cal St. Fullerton	54 57	261	A	California Baptist	83 100	
								273	H	CSU Bakersfield	60 70	282	A	Utah Valley	56 63	
								282	H	Utah Valley	55 58	312	H	Cal Poly	50 60	
								338	H	Grand Canyon	73 74	346	H	Chicago St.	90 54	
LAST 12 Division I GAMES:																
282	A	Utah Valley	56 63	282	H	Utah Valley	55 58									
261	A	California Baptist	83 100	338	H	Grand Canyon	73 74									
239	H	UMKC	62 86	273	H	CSU Bakersfield	60 70									
346	H	Chicago St.	90 54	169	A	UC Irvine	60 65									
219	A	UTRGV	56 69	232	A	Nevada	54 67									
166	A	New Mexico St.	55 75	312	H	Cal Poly	50 60									

Non-Div I Games:

Seattle U

■ Loss, 
 ■ Non-Conf, 
 ■ S Site, 
 ■ H Home 
 ■ A Away 
 N Neutral

Average RPI Win:	195	WON-LOST	WINNING	LAST 10	STRENGTH OF	OPP. STRENGTH	TEAM	ADJ.	CONF.	ADJ CONF.
Average RPI Loss:	70	RECORD	PCT. RANK	GAMES	SCHEDULE	OF SCHEDULE	RPI	RPI	RPI	RPI
DIV. I ONLY	14- 9	114	0- 1	112	84	110	110	6	6	
DIV. I NON-CONF.	8- 3	72	0- 0	278	221	138	138	4	4	
TOTALS	RPI 1-25	RPI 26-50	W-L RECORDS	RPI 51-100	RPI 101-150	RPI 150+				
14- 9	0- 2	2- 4	OVERALL	3- 1	2- 0	7- 2				
11- 2	0- 0	1- 1	HOME	2- 0	2- 0	6- 1				
2- 6	0- 2	1- 2	AWAY	1- 1	0- 0	0- 1				
1- 1	0- 0	0- 1	NEUTRAL	0- 0	0- 0	1- 0				
8- 3	0- 1	0- 2	NON-CONFERENCE	1- 0	0- 0	7- 0				
6- 0	0- 0	0- 0	HOME	0- 0	0- 0	6- 0				
1- 2	0- 1	0- 1	AWAY	1- 0	0- 0	0- 0				
1- 1	0- 0	0- 1	NEUTRAL	0- 0	0- 0	1- 0				
6- 6	0- 1	2- 2	CONFERENCE	2- 1	2- 0	0- 2				
5- 2	0- 0	1- 1	HOME	2- 0	2- 0	0- 1				
1- 4	0- 1	1- 1	AWAY	0- 1	0- 0	0- 1				
0- 0	0- 0	0- 0	NEUTRAL	0- 0	0- 0	0- 0				

RPI 1-25				RPI 26-50				RPI 51-100				RPI 101+ Team's RPI: 110			
RPI	S	Opponent	Score	RPI	S	Opponent	Score	RPI	S	Opponent	Score	RPI	S	Opponent	Score
6	A	UConn	61 99	36	A	DePaul	84 73	90	H	Georgetown	76 63	119	H	St. John's (NY)	77 67
9	A	Marquette	60 96	42	H	Villanova	66 70	93	A	Princeton	70 66	120	H	Creighton	82 75
				44	A	UCLA	62 78	97	A	Providence	75 82	171	A	Xavier	62 63
				45	A	Butler	59 62	97	H	Providence	79 73	171	H	Xavier	76 80
				45	H	Butler	83 62					254	H	St. Francis Brooklyn	100 77
				48	N	Georgia Tech	73 84					297	H	UTSA	84 53
												299	H	Kennesaw St.	102 80
												313	N	UNC Greensboro	71 64
												318	H	UMass Lowell	90 57
												323	H	Wagner	95 40
												328	H	Saint Peter's	90 47
LAST 12 Division I GAMES:															
				97	A	Providence	75 82	9	A	Marquette	60 96				
				45	H	Butler	83 62	97	H	Providence	79 73				
				171	H	Xavier	76 80	120	H	Creighton	82 75				
				90	H	Georgetown	76 63	171	A	Xavier	62 63				
				42	H	Villanova	66 70	45	A	Butler	59 62				
				36	A	DePaul	84 73	119	H	St. John's (NY)	77 67				

Non-Div I Games:

Seton Hall

Average RPI Win: <b>283</b>	WON-LOST	WINNING	LAST 10	STRENGTH OF	OPP. STRENGTH	TEAM	ADJ.	CONF.	ADJ CONF.
Average RPI Loss: <b>185</b>	RECORD	PCT. RANK	GAMES	SCHEDULE	OF SCHEDULE	RPI	RPI	RPI	RPI
DIV. I ONLY	10- 14	225	1- 0	300	290	278	278	26	26
DIV. I NON-CONF.	4- 7	228	1- 0	210	301	273	273	28	28
TOTALS	RPI 1-25	RPI 26-50	W-L RECORDS	RPI 51-100	RPI 101-150	RPI 150+			
10- 14	0- 0	0- 0	OVERALL	0- 4	0- 2	10- 8			
5- 7	0- 0	0- 0	HOME	0- 2	0- 1	5- 4			
4- 6	0- 0	0- 0	AWAY	0- 1	0- 1	4- 4			
1- 1	0- 0	0- 0	NEUTRAL	0- 1	0- 0	1- 0			
4- 7	0- 0	0- 0	NON-CONFERENCE	0- 3	0- 0	4- 4			
2- 4	0- 0	0- 0	HOME	0- 2	0- 0	2- 2			
1- 2	0- 0	0- 0	AWAY	0- 0	0- 0	1- 2			
1- 1	0- 0	0- 0	NEUTRAL	0- 1	0- 0	1- 0			
6- 7	0- 0	0- 0	CONFERENCE	0- 1	0- 2	6- 4			
3- 3	0- 0	0- 0	HOME	0- 0	0- 1	3- 2			
3- 4	0- 0	0- 0	AWAY	0- 1	0- 1	3- 2			
0- 0	0- 0	0- 0	NEUTRAL	0- 0	0- 0	0- 0			

RPI 1-25				RPI 26-50				RPI 51-100				RPI 101+				Team's RPI: 278	
RPI	S	Opponent	Score	RPI	S	Opponent	Score	RPI	S	Opponent	Score	RPI	S	Opponent	Score		
								68	A	Quinnipiac	31	68	148	A	Marist	59	88
								73	H	Penn	51	58	148	H	Marist	58	73
								80	H	Harvard	54	73	176	H	Rider	52	55
								83	N	Drexel	39	51	198	H	Massachusetts	64	59
													210	A	St. Bonaventure	58	74
													213	A	Monmouth	77	68
													213	H	Monmouth	54	56
													225	A	Sacred Heart	50	72
													227	A	Howard	86	81
													245	H	Colgate	55	53
													256	H	Hofstra	50	57
													294	H	Fla. Atlantic	66	70
													307	A	Manhattan	48	52
													307	H	Manhattan	62	56
													308	A	Fairfield	55	59
													323	N	Wagner	74	71
													328	A	Saint Peter's	84	57
													328	H	Saint Peter's	50	46
													330	A	Iona	66	45
													330	H	Iona	59	47
LAST 12 Division I GAMES:																	
				323	N	Wagner	74	71					328	H	Saint Peter's	50	46
				213	H	Monmouth	54	56					68	A	Quinnipiac	31	68
				330	A	Iona	66	45					213	A	Monmouth	77	68
				307	A	Manhattan	48	52					148	A	Marist	59	88
				148	H	Marist	58	73					176	H	Rider	52	55
				308	A	Fairfield	55	59					307	H	Manhattan	62	56

Non-Div I Games:

Siena

■ Loss, 
 ■ Non-Conf, 
 ■ S Site, 
 ■ H Home 
 ■ A Away 
 N Neutral

# South Alabama

Through Games Of Feb. 9, 2019

Average RPI Win: <b>221</b>	WON-LOST	WINNING	LAST 10	STRENGTH OF	OPP. STRENGTH	TEAM	ADJ.	CONF.	ADJ CONF.
Average RPI Loss: <b>121</b>	RECORD	PCT. RANK	GAMES	SCHEDULE	OF SCHEDULE	RPI	RPI	RPI	RPI
DIV. I ONLY	15- 5	45	1- 0	266	135	111	111	12	12
DIV. I NON-CONF.	9- 0	1	1- 0	309	201	63	63	15	15
TOTALS	RPI 1-25	RPI 26-50	W-L RECORDS	RPI 51-100	RPI 101-150	RPI 150+			
15- 5	0- 0	0- 0	OVERALL	1- 2	1- 1	13- 2			
6- 2	0- 0	0- 0	HOME	1- 1	0- 0	5- 1			
8- 3	0- 0	0- 0	AWAY	0- 1	1- 1	7- 1			
1- 0	0- 0	0- 0	NEUTRAL	0- 0	0- 0	1- 0			
9- 0	0- 0	0- 0	NON-CONFERENCE	0- 0	1- 0	8- 0			
3- 0	0- 0	0- 0	HOME	0- 0	0- 0	3- 0			
5- 0	0- 0	0- 0	AWAY	0- 0	1- 0	4- 0			
1- 0	0- 0	0- 0	NEUTRAL	0- 0	0- 0	1- 0			
6- 5	0- 0	0- 0	CONFERENCE	1- 2	0- 1	5- 2			
3- 2	0- 0	0- 0	HOME	1- 1	0- 0	2- 1			
3- 3	0- 0	0- 0	AWAY	0- 1	0- 1	3- 1			
0- 0	0- 0	0- 0	NEUTRAL	0- 0	0- 0	0- 0			

RPI S	Opponent	Score	RPI S	Opponent	Score	RPI S	Opponent	Score	RPI S	Opponent	Score	Team's RPI: 111
						58	A Little Rock	44 47	128	A Alabama	72 67	
						58	H Little Rock	42 65	141	A Appalachian St.	63 71	
						81	H Troy	80 77	157	A Georgia St.	68 59	
									166	N New Mexico St.	68 67	
									168	A Southern U.	53 49	
									175	A Arkansas St.	58 69	
									175	H Arkansas St.	64 77	
									188	A Coastal Caro.	88 78	
									191	H Southern Miss.	77 68	
									246	H Alabama St.	77 65	
									247	H ETSU	81 74	
									252	H Louisiana	83 60	
									288	A Ga. Southern	69 53	
									289	A Central Ark.	58 50	
									290	A Tennessee St.	78 56	
									295	H La.-Monroe	77 49	
									324	A FIU	84 77	
LAST 12 Division I GAMES:												
324	A	FIU	84	77	288	A	Ga. Southern	69	53			
58	A	Little Rock	44	47	157	A	Georgia St.	68	59			
175	A	Arkansas St.	58	69	58	H	Little Rock	42	65			
81	H	Troy	80	77	175	H	Arkansas St.	64	77			
295	H	La.-Monroe	77	49	188	A	Coastal Caro.	88	78			
252	H	Louisiana	83	60	141	A	Appalachian St.	63	71			

Non-Div I Games: Faulkner 97 40 Spring Hill 75 57

South Alabama

Loss, Non-Conf, S Site, H Home A Away N Neutral

# South Carolina

Through Games Of Feb. 9, 2019

Average RPI Win:	126	WON-LOST	WINNING	LAST 10	STRENGTH OF	OPP. STRENGTH	TEAM	ADJ.	CONF.	ADJ CONF.
Average RPI Loss:	17	RECORD	PCT. RANK	GAMES	SCHEDULE	OF SCHEDULE	RPI	RPI	RPI	RPI
DIV. I ONLY	17- 5	39	0- 1	16	19	16	16	5	5	
DIV. I NON-CONF.	8- 4	91	0- 1	21	24	39	39	5	5	
TOTALS	RPI 1-25	RPI 26-50	W-L RECORDS	RPI 51-100	RPI 101-150	RPI 150+				
17- 5	1- 4	4- 1	OVERALL	2- 0	3- 0	7- 0				
10- 2	0- 2	2- 0	HOME	0- 0	3- 0	5- 0				
6- 1	1- 1	2- 0	AWAY	2- 0	0- 0	1- 0				
1- 2	0- 1	0- 1	NEUTRAL	0- 0	0- 0	1- 0				
8- 4	0- 3	2- 1	NON-CONFERENCE	0- 0	2- 0	4- 0				
5- 2	0- 2	1- 0	HOME	0- 0	2- 0	2- 0				
2- 0	0- 0	1- 0	AWAY	0- 0	0- 0	1- 0				
1- 2	0- 1	0- 1	NEUTRAL	0- 0	0- 0	1- 0				
9- 1	1- 1	2- 0	CONFERENCE	2- 0	1- 0	3- 0				
5- 0	0- 0	1- 0	HOME	0- 0	1- 0	3- 0				
4- 1	1- 1	1- 0	AWAY	2- 0	0- 0	0- 0				
0- 0	0- 0	0- 0	NEUTRAL	0- 0	0- 0	0- 0				

RPI	S	Opponent	Score	RPI	S	Opponent	Score	RPI	S	Opponent	Score	RPI	S	Opponent	Score
2	H	Baylor	69 94	26	A	Kentucky	74 70	53	A	LSU	76 53	104	H	Dayton	65 55
7	A	Mississippi St.	74 89	31	H	Missouri	79 65	74	A	Arkansas	87 79	128	H	Alabama	62 59
19	H	Maryland	61 85	33	N	Oregon St.	68 70					141	H	Appalachian St.	80 50
20	A	Texas A&M	60 57	46	A	Purdue	82 73					172	H	Temple	88 60
22	N	Drake	85 90	47	H	Clemson	69 57					179	H	Vanderbilt	80 69
												197	H	Ole Miss	76 42
												203	H	Florida	71 40
												221	H	Furman	66 53
												246	A	Alabama St.	94 38
												247	N	ETSU	101 55
LAST 12 Division I GAMES:															
22	N	Drake	85 90	31	H	Missouri	79 65								
33	N	Oregon St.	68 70	7	A	Mississippi St.	74 89								
197	H	Ole Miss	76 42	53	A	LSU	76 53								
74	A	Arkansas	87 79	203	H	Florida	71 40								
26	A	Kentucky	74 70	128	H	Alabama	62 59								
179	H	Vanderbilt	80 69	20	A	Texas A&M	60 57								

Non-Div I Games:

South Carolina

Loss, Non-Conf, S Site, H Home A Away N Neutral



Average RPI Win:	310	WON-LOST	WINNING	LAST 10	STRENGTH OF	OPP. STRENGTH	TEAM	ADJ.	CONF.	ADJ CONF.
Average RPI Loss:	207	RECORD	PCT. RANK	GAMES	SCHEDULE	OF SCHEDULE	RPI	RPI	RPI	RPI
DIV. I ONLY	9- 12	215	1- 0	349	327	301	301	32	32	
DIV. I NON-CONF.	5- 7	206	1- 0	331	274	291	291	32	32	
TOTALS	RPI 1-25	RPI 26-50	W-L RECORDS	RPI 51-100	RPI 101-150	RPI 150+				
9- 12	0- 0	0- 0	OVERALL	0- 2	0- 1	9- 9				
4- 4	0- 0	0- 0	HOME	0- 0	0- 0	4- 4				
5- 6	0- 0	0- 0	AWAY	0- 2	0- 0	5- 4				
0- 2	0- 0	0- 0	NEUTRAL	0- 0	0- 1	0- 1				
5- 7	0- 0	0- 0	NON-CONFERENCE	0- 2	0- 1	5- 4				
3- 1	0- 0	0- 0	HOME	0- 0	0- 0	3- 1				
2- 4	0- 0	0- 0	AWAY	0- 2	0- 0	2- 2				
0- 2	0- 0	0- 0	NEUTRAL	0- 0	0- 1	0- 1				
4- 5	0- 0	0- 0	CONFERENCE	0- 0	0- 0	4- 5				
1- 3	0- 0	0- 0	HOME	0- 0	0- 0	1- 3				
3- 2	0- 0	0- 0	AWAY	0- 0	0- 0	3- 2				
0- 0	0- 0	0- 0	NEUTRAL	0- 0	0- 0	0- 0				

RPI	S	Opponent	Score	RPI	S	Opponent	Score	RPI	S	Opponent	Score	RPI	S	Opponent	Score	Team's RPI: 301
78	A	Arizona	32	73	108	N	Wake Forest	44	58	177	A	UMES	43	63		
95	A	Radford	31	61	188	A	Coastal Caro.	44	57	202	N	East Carolina	63	71		
					212	H	UNLV	58	49	227	H	Howard	72	63		
					233	H	N.C. A&T	44	58	262	H	Winthrop	50	58		
					272	H	Norfolk St.	50	57	281	A	Col. of Charleston	51	75		
					291	A	Morgan St.	51	62	291	H	Morgan St.	61	63		
					315	H	Charleston So.	67	58	327	A	Coppin St.	75	59		
					335	A	Presbyterian	57	48	337	A	Western Caro.	54	39		
					340	H	USC Upstate	71	66	345	A	Delaware St.	63	60		
					348	A	Savannah St.	71	60							
LAST 12 Division I GAMES:																
212	H	UNLV	58	49	227	H	Howard	72	63							
291	H	Morgan St.	61	63	327	A	Coppin St.	75	59							
345	A	Delaware St.	63	60	291	A	Morgan St.	51	62							
177	A	UMES	43	63	233	H	N.C. A&T	44	58							
348	A	Savannah St.	71	60	337	A	Western Caro.	54	39							
272	H	Norfolk St.	50	57	202	N	East Carolina	63	71							

Non-Div I Games: Voorhees 88 61 UNKNOWN 67 51

South Carolina St.

Loss, Non-Conf, S Site, H Home A Away N Neutral

Average RPI Win:	189	WON-LOST	WINNING	LAST 10	STRENGTH OF	OPP. STRENGTH	TEAM	ADJ.	CONF.	ADJ CONF.
Average RPI Loss:	77	RECORD	PCT. RANK	GAMES	SCHEDULE	OF SCHEDULE	RPI	RPI	RPI	RPI
DIV. I ONLY	20- 3	11	1- 0	185	119	38	38	18	18	
DIV. I NON-CONF.	10- 2	37	0- 0	47	17	14	14	19	19	
TOTALS	RPI 1-25	RPI 26-50	W-L RECORDS	RPI 51-100	RPI 101-150	RPI 150+				
20- 3	1- 1	2- 1	OVERALL	3- 0	1- 0	13- 1				
8- 0	1- 0	1- 0	HOME	1- 0	0- 0	5- 0				
9- 2	0- 1	1- 0	AWAY	1- 0	1- 0	6- 1				
3- 1	0- 0	0- 1	NEUTRAL	1- 0	0- 0	2- 0				
10- 2	1- 1	1- 1	NON-CONFERENCE	3- 0	1- 0	4- 0				
3- 0	1- 0	0- 0	HOME	1- 0	0- 0	1- 0				
4- 1	0- 1	1- 0	AWAY	1- 0	1- 0	1- 0				
3- 1	0- 0	0- 1	NEUTRAL	1- 0	0- 0	2- 0				
10- 1	0- 0	1- 0	CONFERENCE	0- 0	0- 0	9- 1				
5- 0	0- 0	1- 0	HOME	0- 0	0- 0	4- 0				
5- 1	0- 0	0- 0	AWAY	0- 0	0- 0	5- 1				
0- 0	0- 0	0- 0	NEUTRAL	0- 0	0- 0	0- 0				

RPI S	Opponent	Score	RPI S	Opponent	Score	Team's RPI: 38	RPI S	Opponent	Score	RPI S	Opponent	Score
11	H Iowa St.	64 59	28	H South Dakota St.	105 98		60	A Missouri St.	85 74	120	A Creighton	77 65
22	A Drake	64 76	31	A Missouri	74 61		65	H Green Bay	55 49	165	A Montana	64 41
			39	N Indiana	60 68		99	N Loyola Marymount	67 40	170	A Denver	99 104
										178	A Oral Roberts	76 72
										178	H Oral Roberts	75 64
										211	N Grambling	67 53
										216	H Western Ill.	92 49
										226	A North Dakota	80 50
										251	N Wichita St.	73 64
										317	A Omaha	80 49
										317	H Omaha	78 33
										319	A North Dakota St.	67 41
										321	H Incarnate Word	96 43
										334	A Purdue Fort Wayne	71 49
										334	H Purdue Fort Wayne	69 51
LAST 12 Division I GAMES:												
178	H Oral Roberts	75 64	178	A Oral Roberts	76 72							
317	H Omaha	78 33	334	H Purdue Fort Wayne	69 51							
334	A Purdue Fort Wayne	71 49	28	H South Dakota St.	105 98							
216	H Western Ill.	92 49	170	A Denver	99 104							
226	A North Dakota	80 50	319	A North Dakota St.	67 41							
317	A Omaha	80 49	39	N Indiana	60 68							

Non-Div I Games: St. Mary (NE) 112 52 Bellevue 79 40

South Dakota

Loss, Non-Conf, S Site, H Home A Away N Neutral

Average RPI Win:	182	WON-LOST	WINNING	LAST 10	STRENGTH OF	OPP. STRENGTH	TEAM	ADJ.	CONF.	ADJ CONF.
Average RPI Loss:	21	RECORD	PCT. RANK	GAMES	SCHEDULE	OF SCHEDULE	RPI	RPI	RPI	RPI
DIV. I ONLY	18- 6	45	1- 0	47	99	28	28	18	18	
DIV. I NON-CONF.	8- 5	120	0- 0	5	6	16	16	19	19	
TOTALS	RPI 1-25	RPI 26-50	W-L RECORDS	RPI 51-100	RPI 101-150	RPI 150+				
18- 6	2- 4	0- 2	OVERALL	2- 0	3- 0	11- 0				
10- 1	1- 1	0- 0	HOME	2- 0	1- 0	6- 0				
8- 3	1- 1	0- 2	AWAY	0- 0	2- 0	5- 0				
0- 2	0- 2	0- 0	NEUTRAL	0- 0	0- 0	0- 0				
8- 5	2- 4	0- 1	NON-CONFERENCE	2- 0	3- 0	1- 0				
5- 1	1- 1	0- 0	HOME	2- 0	1- 0	1- 0				
3- 2	1- 1	0- 1	AWAY	0- 0	2- 0	0- 0				
0- 2	0- 2	0- 0	NEUTRAL	0- 0	0- 0	0- 0				
10- 1	0- 0	0- 1	CONFERENCE	0- 0	0- 0	10- 0				
5- 0	0- 0	0- 0	HOME	0- 0	0- 0	5- 0				
5- 1	0- 0	0- 1	AWAY	0- 0	0- 0	5- 0				
0- 0	0- 0	0- 0	NEUTRAL	0- 0	0- 0	0- 0				

RPI 1-25				RPI 26-50				Team's RPI: 28				RPI 51-100				RPI 101+			
RPI	S	Opponent	Score	RPI	S	Opponent	Score	RPI	S	Opponent	Score	RPI	S	Opponent	Score	RPI	S	Opponent	Score
2	N	Baylor	66 72	38	A	South Dakota	98 105	65	H	Green Bay	77 47	120	H	Creighton	74 48				
5	H	Oregon	79 87	50	A	Wyoming	70 77	71	H	FGCU	80 62	138	A	Montana St.	88 67				
9	A	Marquette	52 91									145	A	Chattanooga	71 54				
22	H	Drake	80 71									170	A	Denver	83 67				
24	N	Buffalo	55 61									170	H	Denver	76 59				
25	A	Central Mich.	80 71									178	A	Oral Roberts	74 65				
												178	H	Oral Roberts	68 55				
												216	A	Western Ill.	93 84				
												226	A	North Dakota	66 48				
												226	H	North Dakota	81 58				
												317	H	Omaha	81 47				
												319	H	North Dakota St.	86 33				
												334	A	Purdue Fort Wayne	85 52				
												348	H	Savannah St.	97 49				
LAST 12 Division I GAMES:																			
226	H	North Dakota	81 58	178	H	Oral Roberts	68 55												
178	A	Oral Roberts	74 65	170	H	Denver	76 59												
170	A	Denver	83 67	38	A	South Dakota	98 105												
317	H	Omaha	81 47	334	A	Purdue Fort Wayne	85 52												
319	H	North Dakota St.	86 33	216	A	Western Ill.	93 84												
226	A	North Dakota	66 48	50	A	Wyoming	70 77												

Non-Div I Games:

South Dakota St.

■ Loss, 
 ■ Non-Conf, S Site, 
 ■ Home 
 ■ Away 
 N Neutral

Average RPI Win:	185	WON-LOST	WINNING	LAST 10	STRENGTH OF	OPP. STRENGTH	TEAM	ADJ.	CONF.	ADJ CONF.
Average RPI Loss:	80	RECORD	PCT. RANK	GAMES	SCHEDULE	OF SCHEDULE	RPI	RPI	RPI	RPI
DIV. I ONLY	12- 11	158	1- 0	103	61	134	134	9	9	
DIV. I NON-CONF.	9- 5	105	0- 0	231	20	147	147	9	9	
TOTALS	RPI 1-25	RPI 26-50	W-L RECORDS	RPI 51-100	RPI 101-150	RPI 150+				
12- 11	0- 3	1- 2	OVERALL	0- 3	3- 1	8- 2				
8- 3	0- 1	0- 0	HOME	0- 1	1- 0	7- 1				
3- 4	0- 2	0- 0	AWAY	0- 1	2- 0	1- 1				
1- 4	0- 0	1- 2	NEUTRAL	0- 1	0- 1	0- 0				
9- 5	0- 0	1- 2	NON-CONFERENCE	0- 2	1- 1	7- 0				
7- 0	0- 0	0- 0	HOME	0- 0	0- 0	7- 0				
1- 1	0- 0	0- 0	AWAY	0- 1	1- 0	0- 0				
1- 4	0- 0	1- 2	NEUTRAL	0- 1	0- 1	0- 0				
3- 6	0- 3	0- 0	CONFERENCE	0- 1	2- 0	1- 2				
1- 3	0- 1	0- 0	HOME	0- 1	1- 0	0- 1				
2- 3	0- 2	0- 0	AWAY	0- 0	1- 0	1- 1				
0- 0	0- 0	0- 0	NEUTRAL	0- 0	0- 0	0- 0				

RPI	S	Opponent	Score	RPI	S	Opponent	Score	RPI	S	Opponent	Score	RPI	S	Opponent	Score	Team's RPI: 134
6	A	UConn	46 63	26	N	Kentucky	63 85	53	A	LSU	49 78	101	A	Ohio St.	71 47	
14	A	UCF	63 66	27	N	North Carolina	69 71	89	H	Cincinnati	56 57	120	N	Creighton	76 83	
14	H	UCF	49 62	44	N	UCLA	60 56	96	N	Virginia	67 74	133	A	Tulane	50 45	
												133	H	Tulane	73 46	
												156	H	Oklahoma	87 70	
												172	A	Temple	63 53	
												192	H	George Washington	63 30	
												207	A	SMU	44 46	
												211	H	Grambling	67 50	
												229	H	Memphis	40 47	
												235	H	Albany (NY)	74 37	
												257	H	Bethune-Cookman	88 39	
												275	H	Vermont	102 55	
												310	H	New Hampshire	79 36	
LAST 12 Division I GAMES:																
133	A	Tulane	50 45	6	A	UConn	46 63									
14	A	UCF	63 66	14	H	UCF	49 62									
89	H	Cincinnati	56 57	172	A	Temple	63 53									
207	A	SMU	44 46	53	A	LSU	49 78									
229	H	Memphis	40 47	96	N	Virginia	67 74									
133	H	Tulane	73 46	120	N	Creighton	76 83									

Non-Div I Games:

South Fla.

■ Loss, 
 ■ Non-Conf, 
 ■ S Site, 
 ■ Home 
 ■ A Away 
 N Neutral

Average RPI Win:	267	WON-LOST	WINNING	LAST 10	STRENGTH OF	OPP. STRENGTH	TEAM	ADJ.	CONF.	ADJ CONF.
Average RPI Loss:	163	RECORD	PCT. RANK	GAMES	SCHEDULE	OF SCHEDULE	RPI	RPI	RPI	RPI
DIV. I ONLY	9- 12	215	0- 1	214	294	222	222	22	22	
DIV. I NON-CONF.	3- 6	241	0- 0	168	280	212	212	21	21	
TOTALS	RPI 1-25	RPI 26-50	W-L RECORDS	RPI 51-100	RPI 101-150	RPI 150+				
9- 12	0- 1	0- 0	OVERALL	0- 1	1- 4	8- 6				
5- 4	0- 0	0- 0	HOME	0- 0	1- 1	4- 3				
4- 7	0- 1	0- 0	AWAY	0- 1	0- 2	4- 3				
0- 1	0- 0	0- 0	NEUTRAL	0- 0	0- 1	0- 0				
3- 6	0- 1	0- 0	NON-CONFERENCE	0- 0	0- 2	3- 3				
1- 1	0- 0	0- 0	HOME	0- 0	0- 0	1- 1				
2- 4	0- 1	0- 0	AWAY	0- 0	0- 1	2- 2				
0- 1	0- 0	0- 0	NEUTRAL	0- 0	0- 1	0- 0				
6- 6	0- 0	0- 0	CONFERENCE	0- 1	1- 2	5- 3				
4- 3	0- 0	0- 0	HOME	0- 0	1- 1	3- 2				
2- 3	0- 0	0- 0	AWAY	0- 1	0- 1	2- 1				
0- 0	0- 0	0- 0	NEUTRAL	0- 0	0- 0	0- 0				

RPI 1-25				RPI 26-50				RPI 51-100				RPI 101+ Team's RPI: 222			
RPI	S	Opponent	Score	RPI	S	Opponent	Score	RPI	S	Opponent	Score	RPI	S	Opponent	Score
7	A	Mississippi St.	53 88					62	A	Belmont	57 91	122	A	Morehead St.	54 82
												131	H	Tennessee Tech	62 53
												136	H	UT Martin	73 80
												142	N	North Ala.	67 80
												146	A	Bradley	79 85
												163	A	Southern Ill.	40 60
												174	H	Indiana St.	51 62
												204	H	Jacksonville St.	39 56
												216	H	Western Ill.	81 71
												229	A	Memphis	57 69
												258	A	SIUE	62 52
												258	H	SIUE	63 58
												268	H	Eastern Ill.	72 57
												284	H	Murray St.	59 64
												287	H	Austin Peay	64 54
												290	A	Tennessee St.	59 62
												320	A	NJIT	68 58
												326	A	Eastern Ky.	52 42
												339	A	Evansville	54 50
LAST 12 Division I GAMES:															
204	H	Jacksonville St.	39 56	326	A	Eastern Ky.	52 42								
131	H	Tennessee Tech	62 53	122	A	Morehead St.	54 82								
290	A	Tennessee St.	59 62	284	H	Murray St.	59 64								
62	A	Belmont	57 91	287	H	Austin Peay	64 54								
268	H	Eastern Ill.	72 57	136	H	UT Martin	73 80								
258	H	SIUE	63 58	258	A	SIUE	62 52								

Non-Div I Games: Ill.-Springfield 82 46 Harris-Stowe 80 65

Southeast Mo. St.

Loss, Non-Conf, S Site, H Home A Away N Neutral

Average RPI Win:	276	WON-LOST	WINNING	LAST 10	STRENGTH OF	OPP. STRENGTH	TEAM	ADJ.	CONF.	ADJ CONF.
Average RPI Loss:	188	RECORD	PCT. RANK	GAMES	SCHEDULE	OF SCHEDULE	RPI	RPI	RPI	RPI
DIV. I ONLY	8- 12	232	0- 1	309	301	276	276	25	25	
DIV. I NON-CONF.	4- 5	190	0- 0	305	285	224	224	23	23	
TOTALS	RPI 1-25	RPI 26-50	W-L RECORDS	RPI 51-100	RPI 101-150	RPI 150+				
8- 12	0- 0	0- 0	OVERALL	0- 3	0- 2	8- 7				
5- 3	0- 0	0- 0	HOME	0- 1	0- 0	5- 2				
3- 9	0- 0	0- 0	AWAY	0- 2	0- 2	3- 5				
0- 0	0- 0	0- 0	NEUTRAL	0- 0	0- 0	0- 0				
4- 5	0- 0	0- 0	NON-CONFERENCE	0- 1	0- 2	4- 2				
1- 1	0- 0	0- 0	HOME	0- 0	0- 0	1- 1				
3- 4	0- 0	0- 0	AWAY	0- 1	0- 2	3- 1				
0- 0	0- 0	0- 0	NEUTRAL	0- 0	0- 0	0- 0				
4- 7	0- 0	0- 0	CONFERENCE	0- 2	0- 0	4- 5				
4- 2	0- 0	0- 0	HOME	0- 1	0- 0	4- 1				
0- 5	0- 0	0- 0	AWAY	0- 1	0- 0	0- 4				
0- 0	0- 0	0- 0	NEUTRAL	0- 0	0- 0	0- 0				

RPI 1-25				RPI 26-50				RPI 51-100				RPI 101+				Team's RPI: 276	
RPI	S	Opponent	Score	RPI	S	Opponent	Score	RPI	S	Opponent	Score	RPI	S	Opponent	Score		
								53	A	LSU	52	72	128	A	Alabama	40	88
								54	H	SFA	51	62	150	A	Louisiana Tech	53	72
								57	A	Lamar University	54	94	167	H	Abilene Christian	74	71
												181	H	Nicholls St.	66	73	
												187	A	Sam Houston St.	63	94	
												191	H	Southern Miss.	52	59	
												207	A	SMU	63	62	
												267	H	A&M-Corpus Christi	56	45	
												289	A	Central Ark.	33	75	
												289	H	Central Ark.	62	53	
												295	H	La.-Monroe	49	42	
												298	A	Jackson St.	50	45	
												300	A	Alabama A&M	48	51	
												329	A	McNeese	56	62	
												332	A	Northwestern St.	47	58	
												333	H	Houston Baptist	73	65	
												350	A	Alcorn	77	59	
LAST 12 Division I GAMES:																	
				289	A	Central Ark.	33	75	329	A	McNeese	56	62				
				267	H	A&M-Corpus Christi	56	45	57	A	Lamar University	54	94				
				181	H	Nicholls St.	66	73	167	H	Abilene Christian	74	71				
				187	A	Sam Houston St.	63	94	289	H	Central Ark.	62	53				
				332	A	Northwestern St.	47	58	54	H	SFA	51	62				
				333	H	Houston Baptist	73	65	53	A	LSU	52	72				

Non-Div I Games: Mobile 70 57 Xavier (LA) 47 59

Southeastern La.

Loss, Non-Conf, S Site, H Home A Away N Neutral

BOULDER COLLEGE				THROUGH GAMES OF FEB. 9, 1919						
Average RPI Win:	162	WON-LOST	WINNING	LAST 10	STRENGTH OF	OPP. STRENGTH	TEAM	ADJ.	CONF.	ADJ CONF.
Average RPI Loss:	29	RECORD	PCT. RANK	GAMES	SCHEDULE	OF SCHEDULE	RPI	RPI	RPI	RPI
DIV. I ONLY	14- 8	101	1- 0	46	34	43	43	2	2	
DIV. I NON-CONF.	10- 1	17	0- 0	181	153	30	30	2	2	
-----										
TOTALS	RPI 1-25	RPI 26-50		W-L RECORDS		RPI 51-100	RPI 101-150	RPI 150+		
14- 8	0- 4	2- 3		OVERALL		1- 1	3- 0	8- 0		
7- 3	0- 1	0- 2		HOME		0- 0	3- 0	4- 0		
6- 5	0- 3	2- 1		AWAY		1- 1	0- 0	3- 0		
1- 0	0- 0	0- 0		NEUTRAL		0- 0	0- 0	1- 0		
10- 1	0- 1	0- 0		NON-CONFERENCE		1- 0	1- 0	8- 0		
5- 0	0- 0	0- 0		HOME		0- 0	1- 0	4- 0		
4- 1	0- 1	0- 0		AWAY		1- 0	0- 0	3- 0		
1- 0	0- 0	0- 0		NEUTRAL		0- 0	0- 0	1- 0		
4- 7	0- 3	2- 3		CONFERENCE		0- 1	2- 0	0- 0		
2- 3	0- 1	0- 2		HOME		0- 0	2- 0	0- 0		
2- 4	0- 2	2- 1		AWAY		0- 1	0- 0	0- 0		
0- 0	0- 0	0- 0		NEUTRAL		0- 0	0- 0	0- 0		

RPI	S	Opponent	Score	RPI	S	Opponent	Score	Team's RPI: 43	RPI	S	Opponent	Score	RPI	S	Opponent	Score
4	A	Stanford	64 72	30	A	California	59 66		78	A	Arizona	68 71	113	H	Fresno St.	62 61
5	H	Oregon	53 93	33	H	Oregon St.	52 76		91	A	UT Arlington	73 61	123	H	Washington St.	81 73
17	A	Arizona St.	59 68	40	A	Utah	84 80						143	H	Washington	82 57
20	A	Texas A&M	51 71	44	A	UCLA	72 67						155	H	CSUN	58 42
				44	H	UCLA	65 72						164	H	UC Riverside	73 55
LAST 12 Division I GAMES:																
				40	A	Utah	84 80		33	H	Oregon St.	52 76				
				123	H	Washington St.	81 73		5	H	Oregon	53 93				
				143	H	Washington	82 57		30	A	California	59 66				
				17	A	Arizona St.	59 68		4	A	Stanford	64 72				
				78	A	Arizona	68 71		44	H	UCLA	65 72				
				44	A	UCLA	72 67		91	A	UT Arlington	73 61				

Non-Div I Games:

Southern California

■ Loss, 
 ■ Non-Conf, 
 ■ S Site, 
 ■ Home 
 ■ A Away 
 N Neutral

Average RPI Win: <b>221</b>	WON-LOST	WINNING	LAST 10	STRENGTH OF	OPP. STRENGTH	TEAM	ADJ.	CONF.	ADJ CONF.
Average RPI Loss: <b>111</b>	RECORD	PCT. RANK	GAMES	SCHEDULE	OF SCHEDULE	RPI	RPI	RPI	RPI
DIV. I ONLY	10- 11	180	0- 1	102	183	163	163	13	13
DIV. I NON-CONF.	7- 4	109	0- 0	105	207	80	80	14	14
TOTALS	RPI 1-25	RPI 26-50	W-L RECORDS	RPI 51-100	RPI 101-150	RPI 150+			
10- 11	0- 2	0- 0	OVERALL	1- 3	2- 3	7- 3			
8- 2	0- 0	0- 0	HOME	1- 1	1- 0	6- 1			
1- 8	0- 1	0- 0	AWAY	0- 2	0- 3	1- 2			
1- 1	0- 1	0- 0	NEUTRAL	0- 0	1- 0	0- 0			
7- 4	0- 1	0- 0	NON-CONFERENCE	1- 0	2- 2	4- 1			
5- 0	0- 0	0- 0	HOME	1- 0	1- 0	3- 0			
1- 3	0- 0	0- 0	AWAY	0- 0	0- 2	1- 1			
1- 1	0- 1	0- 0	NEUTRAL	0- 0	1- 0	0- 0			
3- 7	0- 1	0- 0	CONFERENCE	0- 3	0- 1	3- 2			
3- 2	0- 0	0- 0	HOME	0- 1	0- 0	3- 1			
0- 5	0- 1	0- 0	AWAY	0- 2	0- 1	0- 1			
0- 0	0- 0	0- 0	NEUTRAL	0- 0	0- 0	0- 0			

RPI 1-25				RPI 26-50				RPI 51-100				RPI 101+ Team's RPI: 163			
RPI	S	Opponent	Score	RPI	S	Opponent	Score	RPI	S	Opponent	Score	RPI	S	Opponent	Score
17	N	Arizona St.	38 <b>82</b>					60	A	Missouri St.	51 <b>66</b>	105	N	Hartford	72 50
22	A	Drake	66 <b>94</b>					60	H	Missouri St.	58 <b>70</b>	124	H	IUPUI	78 73
								84	A	UNI	53 <b>65</b>	130	A	Western Ky.	76 <b>83</b>
								98	H	Northern Ill.	82 73	136	A	UT Martin	94 <b>95</b>
												146	A	Bradley	53 <b>58</b>
												174	H	Indiana St.	58 <b>61</b>
												193	A	Saint Louis	58 <b>62</b>
												195	A	Illinois St.	52 <b>60</b>
												222	H	Southeast Mo. St.	60 40
												224	H	Marshall	58 49
												248	H	Loyola Chicago	74 63
												268	H	Eastern Ill.	73 59
												284	A	Murray St.	65 59
												293	H	Valparaiso	87 65
												339	H	Evansville	67 47
LAST 12 Division I GAMES:															
60	H	Missouri St.	58 <b>70</b>	195	A	Illinois St.	52 <b>60</b>								
22	A	Drake	66 <b>94</b>	60	A	Missouri St.	51 <b>66</b>								
84	A	UNI	53 <b>65</b>	174	H	Indiana St.	58 <b>61</b>								
248	H	Loyola Chicago	74 63	339	H	Evansville	67 47								
293	H	Valparaiso	87 65	124	H	IUPUI	78 73								
146	A	Bradley	53 <b>58</b>	284	A	Murray St.	65 59								

Non-Div I Games:

Southern Ill.



Average RPI Win:	261	WON-LOST	WINNING	LAST 10	STRENGTH OF	OPP. STRENGTH	TEAM	ADJ.	CONF.	ADJ CONF.
Average RPI Loss:	106	RECORD	PCT. RANK	GAMES	SCHEDULE	OF SCHEDULE	RPI	RPI	RPI	RPI
DIV. I ONLY	11- 11	163	0- 1	163	230	191	191	14	14	
DIV. I NON-CONF.	6- 5	143	0- 0	271	326	247	247	18	18	
TOTALS	RPI 1-25	RPI 26-50	W-L RECORDS	RPI 51-100	RPI 101-150	RPI 150+				
11- 11	0- 1	0- 1	OVERALL	0- 2	1- 5	10- 2				
8- 6	0- 1	0- 1	HOME	0- 1	0- 1	8- 2				
3- 5	0- 0	0- 0	AWAY	0- 1	1- 4	2- 0				
0- 0	0- 0	0- 0	NEUTRAL	0- 0	0- 0	0- 0				
6- 5	0- 1	0- 0	NON-CONFERENCE	0- 0	0- 3	6- 1				
5- 3	0- 1	0- 0	HOME	0- 0	0- 1	5- 1				
1- 2	0- 0	0- 0	AWAY	0- 0	0- 2	1- 0				
0- 0	0- 0	0- 0	NEUTRAL	0- 0	0- 0	0- 0				
5- 6	0- 0	0- 1	CONFERENCE	0- 2	1- 2	4- 1				
3- 3	0- 0	0- 1	HOME	0- 1	0- 0	3- 1				
2- 3	0- 0	0- 0	AWAY	0- 1	1- 2	1- 0				
0- 0	0- 0	0- 0	NEUTRAL	0- 0	0- 0	0- 0				

RPI S	Opponent	Score	RPI S	Opponent	Score	RPI S	Opponent	Score	RPI S	Opponent	Score	Team's RPI: 191
7	H Mississippi St.	42 86	34	H Rice	47 58	56	A Middle Tenn.	49 66	111	A South Alabama	68 77	
						72	H Old Dominion	50 53	112	H Houston	44 61	
									129	A UAB	60 71	
									130	A Western Ky.	69 56	
									133	A Tulane	54 71	
									150	A Louisiana Tech	85 106	
									153	H Charlotte	65 54	
									173	H North Texas	48 62	
									187	H Sam Houston St.	61 65	
									211	H Grambling	68 47	
									224	A Marshall	64 52	
									271	H Samford	76 40	
									276	A Southeastern La.	59 52	
									294	H Fla. Atlantic	67 45	
									309	H Mississippi Val.	67 60	
									324	H FIU	71 57	
									332	H Northwestern St.	69 54	
									350	H Alcorn	66 47	
LAST 12 Division I GAMES:												
150	A Louisiana Tech	85 106	153	H Charlotte	65 54							
294	H Fla. Atlantic	67 45	129	A UAB	60 71							
324	H FIU	71 57	56	A Middle Tenn.	49 66							
224	A Marshall	64 52	173	H North Texas	48 62							
130	A Western Ky.	69 56	34	H Rice	47 58							
72	H Old Dominion	50 53	112	H Houston	44 61							

Non-Div I Games: William Carey 74 48 Blue Mountain (MS) 84 38

Southern Miss.

Loss, Non-Conf, S Site, H Home A Away N Neutral

Average RPI Win:	280	WON-LOST	WINNING	LAST 10	STRENGTH OF	OPP. STRENGTH	TEAM	ADJ.	CONF.	ADJ CONF.
Average RPI Loss:	93	RECORD	PCT. RANK	GAMES	SCHEDULE	OF SCHEDULE	RPI	RPI	RPI	RPI
DIV. I ONLY	8- 9	191	0- 0	181	206	168	168	29	29	
DIV. I NON-CONF.	0- 7	336	0- 0	2	5	177	177	27	27	
TOTALS	RPI 1-25	RPI 26-50	W-L RECORDS	RPI 51-100	RPI 101-150	RPI 150+				
8- 9	0- 2	0- 2	OVERALL	0- 1	0- 2	8- 2				
4- 2	0- 0	0- 0	HOME	0- 0	0- 1	4- 1				
4- 7	0- 2	0- 2	AWAY	0- 1	0- 1	4- 1				
0- 0	0- 0	0- 0	NEUTRAL	0- 0	0- 0	0- 0				
0- 7	0- 2	0- 2	NON-CONFERENCE	0- 1	0- 2	0- 0				
0- 1	0- 0	0- 0	HOME	0- 0	0- 1	0- 0				
0- 6	0- 2	0- 2	AWAY	0- 1	0- 1	0- 0				
0- 0	0- 0	0- 0	NEUTRAL	0- 0	0- 0	0- 0				
8- 2	0- 0	0- 0	CONFERENCE	0- 0	0- 0	8- 2				
4- 1	0- 0	0- 0	HOME	0- 0	0- 0	4- 1				
4- 1	0- 0	0- 0	AWAY	0- 0	0- 0	4- 1				
0- 0	0- 0	0- 0	NEUTRAL	0- 0	0- 0	0- 0				

RPI 1-25				RPI 26-50				RPI 51-100				RPI 101+ Team's RPI: 168			
RPI	S	Opponent	Score	RPI	S	Opponent	Score	RPI	S	Opponent	Score	RPI	S	Opponent	Score
2	A	Baylor	49 94	26	A	Kentucky	41 91	59	A	Michigan	35 76	111	H	South Alabama	49 53
17	A	Arizona St.	47 69	41	A	TCU	40 69					137	A	Texas Tech	58 76
												201	H	Prairie View	54 55
												211	A	Grambling	86 81
												211	H	Grambling	71 65
												217	H	Texas Southern	63 61
												246	A	Alabama St.	61 78
												298	A	Jackson St.	76 74
												300	A	Alabama A&M	54 50
												309	H	Mississippi Val.	74 67
												347	H	Ark.-Pine Bluff	73 41
												350	A	Alcorn	75 54
LAST 12 Division I GAMES:															
211	H	Grambling	71 65	298	A	Jackson St.	76 74								
350	A	Alcorn	75 54	211	A	Grambling	86 81								
246	A	Alabama St.	61 78	217	H	Texas Southern	63 61								
300	A	Alabama A&M	54 50	201	H	Prairie View	54 55								
309	H	Mississippi Val.	74 67	59	A	Michigan	35 76								
347	H	Ark.-Pine Bluff	73 41	137	A	Texas Tech	58 76								

Non-Div I Games: Dillard 61 63 Wiley 89 58 Louisiana Col. 77 53 Millsaps 71 36  
Southern U.

RPI 1-25				RPI 26-50				RPI 51-100				RPI 101+				Team's RPI: 270	
RPI	S	Opponent	Score	RPI	S	Opponent	Score	RPI	S	Opponent	Score	RPI	S	Opponent	Score		
				37	H	BYU	67 64					102	A	Idaho St.	47	80	
								69	A	Boise St.	53	88	102	H	Idaho St.	57	69
								86	H	Idaho	70	82	107	H	Northern Colo.	44	71
								92	A	UC Davis	45	68	138	A	Montana St.	64	69
												140	A	Portland St.	49	63	
												164	A	UC Riverside	50	56	
												165	A	Montana	57	79	
												169	A	UC Irvine	58	75	
												170	H	Denver	70	71	
												178	A	Oral Roberts	59	64	
												196	H	Eastern Wash.	73	63	
												230	A	Sacramento St.	76	77	
												234	A	Northern Ariz.	82	76	
												234	H	Northern Ariz.	69	78	
												255	H	San Diego	69	59	
												282	H	Utah Valley	60	59	
												314	A	Weber St.	66	67	
												314	H	Weber St.	84	79	
LAST 12 Division I GAMES:																	
				164	A	UC Riverside	50	56	107	H	Northern Colo.	44	71				
				102	A	Idaho St.	47	80	230	A	Sacramento St.	76	77				
				314	A	Weber St.	66	67	140	A	Portland St.	49	63				
				86	H	Idaho	70	82	234	A	Northern Ariz.	82	76				
				196	H	Eastern Wash.	73	63	314	H	Weber St.	84	79				
				234	H	Northern Ariz.	69	78	102	H	Idaho St.	57	69				

Page 275

Average RPI Win:	233	WON-LOST	WINNING	LAST 10	STRENGTH OF	OPP. STRENGTH	TEAM	ADJ.	CONF.	ADJ CONF.
Average RPI Loss:	140	RECORD	PCT. RANK	GAMES	SCHEDULE	OF SCHEDULE	RPI	RPI	RPI	RPI
DIV. I ONLY	7- 16	274	0- 1	107	201	210	210	17	17	
DIV. I NON-CONF.	3- 10	278	0- 0	108	165	240	240	16	16	
TOTALS	RPI 1-25	RPI 26-50	W-L RECORDS	RPI 51-100	RPI 101-150	RPI 150+				
7- 16	0- 1	0- 1	OVERALL	0- 3	0- 5	7- 6				
3- 7	0- 0	0- 0	HOME	0- 2	0- 2	3- 3				
4- 8	0- 1	0- 0	AWAY	0- 1	0- 3	4- 3				
0- 1	0- 0	0- 1	NEUTRAL	0- 0	0- 0	0- 0				
3- 10	0- 1	0- 1	NON-CONFERENCE	0- 3	0- 2	3- 3				
2- 3	0- 0	0- 0	HOME	0- 2	0- 0	2- 1				
1- 6	0- 1	0- 0	AWAY	0- 1	0- 2	1- 2				
0- 1	0- 0	0- 1	NEUTRAL	0- 0	0- 0	0- 0				
4- 6	0- 0	0- 0	CONFERENCE	0- 0	0- 3	4- 3				
1- 4	0- 0	0- 0	HOME	0- 0	0- 2	1- 2				
3- 2	0- 0	0- 0	AWAY	0- 0	0- 1	3- 1				
0- 0	0- 0	0- 0	NEUTRAL	0- 0	0- 0	0- 0				

RPI 1-25				RPI 26-50				RPI 51-100				RPI 101+ Team's RPI: 210			
RPI	S	Opponent	Score	RPI	S	Opponent	Score	RPI	S	Opponent	Score	RPI	S	Opponent	Score
24	A	Buffalo	43 90	32	N	Ohio	53 70	51	H	Bucknell	46 77	104	H	Dayton	49 62
								87	H	Kent St.	64 76	114	H	VCU	50 59
								100	A	Georgia	40 67	121	A	Penn St.	65 80
												139	A	Akron	58 67
												149	A	Davidson	55 67
												159	H	Duquesne	54 60
												170	A	Denver	62 76
												193	H	Saint Louis	45 62
												198	A	Massachusetts	64 63
												206	A	George Mason	68 57
												206	H	George Mason	64 55
												223	A	Rhode Island	84 68
												238	A	Niagara	76 48
												256	H	Hofstra	59 67
												266	A	Saint Joseph's	41 66
												277	A	Cornell	44 58
												278	H	Siena	74 58
												280	H	Canisius	100 94
LAST 12 Division I GAMES:															
149	A	Davidson	55 67	104	H	Dayton	49 62								
114	H	VCU	50 59	266	A	Saint Joseph's	41 66								
206	H	George Mason	64 55	206	A	George Mason	68 57								
223	A	Rhode Island	84 68	159	H	Duquesne	54 60								
198	A	Massachusetts	64 63	277	A	Cornell	44 58								
193	H	Saint Louis	45 62	24	A	Buffalo	43 90								

Non-Div I Games:

St. Bonaventure

■ Loss, 
 ■ Non-Conf, 
 S Site, 
 ■ Home 
 ■ Away 
 N Neutral

Average RPI Win:	293	WON-LOST	WINNING	LAST 10	STRENGTH OF	OPP. STRENGTH	TEAM	ADJ.	CONF.	ADJ CONF.
Average RPI Loss:	209	RECORD	PCT. RANK	GAMES	SCHEDULE	OF SCHEDULE	RPI	RPI	RPI	RPI
DIV. I ONLY	12- 9	137	1- 0	343	344	254	254	31	31	
DIV. I NON-CONF.	5- 6	177	0- 0	316	317	276	276	31	31	
TOTALS	RPI 1-25	RPI 26-50	W-L RECORDS	RPI 51-100	RPI 101-150	RPI 150+				
12- 9	0- 0	0- 0	OVERALL	0- 1	1- 1	11- 7				
5- 4	0- 0	0- 0	HOME	0- 1	0- 0	5- 3				
6- 4	0- 0	0- 0	AWAY	0- 0	1- 1	5- 3				
1- 1	0- 0	0- 0	NEUTRAL	0- 0	0- 0	1- 1				
5- 6	0- 0	0- 0	NON-CONFERENCE	0- 1	1- 1	4- 4				
2- 2	0- 0	0- 0	HOME	0- 1	0- 0	2- 1				
2- 3	0- 0	0- 0	AWAY	0- 0	1- 1	1- 2				
1- 1	0- 0	0- 0	NEUTRAL	0- 0	0- 0	1- 1				
7- 3	0- 0	0- 0	CONFERENCE	0- 0	0- 0	7- 3				
3- 2	0- 0	0- 0	HOME	0- 0	0- 0	3- 2				
4- 1	0- 0	0- 0	AWAY	0- 0	0- 0	4- 1				
0- 0	0- 0	0- 0	NEUTRAL	0- 0	0- 0	0- 0				

RPI 1-25			RPI 26-50			RPI 51-100			RPI 101+			Team's RPI: 254
RPI	S	Opponent	Score	RPI	S	Opponent	Score	RPI	S	Opponent	Score	
						93 H Princeton	64 83			110 A Seton Hall	77 100	
										122 A Morehead St.	101 94	
										160 A Stony Brook	67 74	
										214 H Saint Francis (PA)	78 65	
										218 H Robert Morris	56 75	
										225 A Sacred Heart	56 53	
										225 H Sacred Heart	66 68	
										235 H Albany (NY)	60 67	
										243 A Mt. St. Mary's	75 78	
										293 N Valparaiso	76 78	
										303 A Army West Point	57 69	
										305 A Bryant	60 55	
										306 A Loyola Maryland	75 70	
										307 H Manhattan	73 65	
										323 H Wagner	76 61	
										328 H Saint Peter's	74 70	
										344 A Fairleigh Dickinson	64 53	
										344 H Fairleigh Dickinson	73 61	
										346 N Chicago St.	110 73	
										351 A LIU Brooklyn	79 67	
LAST 12 Division I GAMES:												
344	H	Fairleigh Dickinson	73 61	214	H	Saint Francis (PA)	78 65					
225	A	Sacred Heart	56 53	218	H	Robert Morris	56 75					
243	A	Mt. St. Mary's	75 78	305	A	Bryant	60 55					
344	A	Fairleigh Dickinson	64 53	323	H	Wagner	76 61					
351	A	LIU Brooklyn	79 67	160	A	Stony Brook	67 74					
225	H	Sacred Heart	66 68	93	H	Princeton	64 83					

Non-Div I Games: Mercy 102 51

St. Francis Brooklyn

■ Loss, 
 ■ Non-Conf, 
 ■ S Site, 
 ■ H Home 
 ■ A Away 
 N Neutral

Average RPI Win:	<b>194</b>	WON-LOST	WINNING	LAST 10	STRENGTH OF	OPP. STRENGTH	TEAM	ADJ.	CONF.	ADJ CONF.
Average RPI Loss:	<b>56</b>	RECORD	PCT. RANK	GAMES	SCHEDULE	OF SCHEDULE	RPI	RPI	RPI	RPI
DIV. I ONLY	<b>11- 12</b>	<b>171</b>	<b>1- 0</b>	<b>78</b>	<b>42</b>	<b>119</b>	<b>119</b>	<b>6</b>	<b>6</b>	
DIV. I NON-CONF.	<b>7- 4</b>	<b>109</b>	<b>0- 0</b>	<b>188</b>	<b>44</b>	<b>98</b>	<b>98</b>	<b>4</b>	<b>4</b>	
TOTALS	RPI 1-25	RPI 26-50	W-L RECORDS	RPI 51-100	RPI 101-150	RPI 150+				
11- 12	0- 3	1- 5	OVERALL	2- 1	1- 3	7- 0				
4- 5	0- 1	0- 2	HOME	2- 1	0- 1	2- 0				
5- 6	0- 1	0- 3	AWAY	0- 0	1- 2	4- 0				
2- 1	0- 1	1- 0	NEUTRAL	0- 0	0- 0	1- 0				
7- 4	0- 2	1- 1	NON-CONFERENCE	1- 0	0- 1	5- 0				
2- 1	0- 1	0- 0	HOME	1- 0	0- 0	1- 0				
3- 2	0- 0	0- 1	AWAY	0- 0	0- 1	3- 0				
2- 1	0- 1	1- 0	NEUTRAL	0- 0	0- 0	1- 0				
4- 8	0- 1	0- 4	CONFERENCE	1- 1	1- 2	2- 0				
2- 4	0- 0	0- 2	HOME	1- 1	0- 1	1- 0				
2- 4	0- 1	0- 2	AWAY	0- 0	1- 1	1- 0				
0- 0	0- 0	0- 0	NEUTRAL	0- 0	0- 0	0- 0				

RPI 1-25				RPI 26-50				RPI 51-100				RPI 101+ Team's RPI: 119			
RPI	S	Opponent	Score	RPI	S	Opponent	Score	RPI	S	Opponent	Score	RPI	S	Opponent	Score
6	N	UConn	55 <b>65</b>	34	A	James Madison	51 <b>64</b>	76	H	Yale	56 52	108	A	Wake Forest	59 <b>64</b>
9	A	Marquette	73 <b>83</b>	36	A	DePaul	64 <b>73</b>	90	H	Georgetown	59 51	110	A	Seton Hall	67 <b>77</b>
18	H	Florida St.	53 <b>57</b>	42	H	Villanova	57 <b>73</b>	97	H	Providence	66 <b>67</b>	120	A	Creighton	51 45
				45	A	Butler	45 <b>66</b>					120	H	Creighton	63 <b>65</b>
				45	H	Butler	68 <b>73</b>					171	A	Xavier	76 57
				46	N	Purdue	68 62					171	H	Xavier	70 41
												197	N	Ole Miss	64 59
												283	A	La Salle	83 57
												303	A	Army West Point	60 49
												330	A	Iona	61 35
												345	H	Delaware St.	82 44
LAST 12 Division I GAMES:															
120	A	Creighton	51 45	36	A	DePaul	64 <b>73</b>	120	H	Creighton	63 <b>65</b>				
171	H	Xavier	70 41	45	H	Butler	68 <b>73</b>	97	H	Providence	66 <b>67</b>				
45	H	Butler	68 <b>73</b>	42	H	Villanova	57 <b>73</b>	45	A	Butler	45 <b>66</b>				
90	H	Georgetown	59 51	90	H	Georgetown	59 51	171	A	Xavier	76 57				
9	A	Marquette	73 <b>83</b>	110	A	Seton Hall	67 <b>77</b>								

Non-Div I Games:

St. John's (NY)

■ Loss, 
■ Non-Conf, 
■ S Site, 
■ H Home 
■ A Away 
N Neutral

Average RPI Win:	91	WON-LOST	WINNING	LAST 10	STRENGTH OF	OPP. STRENGTH	TEAM	ADJ.	CONF.	ADJ CONF.
Average RPI Loss:	28	RECORD	PCT. RANK	GAMES	SCHEDULE	OF SCHEDULE	RPI	RPI	RPI	RPI
DIV. I ONLY	19- 3	16	1- 0	6	13	4	4	2	2	
DIV. I NON-CONF.	10- 1	17	0- 0	7	39	2	2	2	2	
TOTALS	RPI 1-25	RPI 26-50	W-L RECORDS	RPI 51-100	RPI 101-150	RPI 150+				
19- 3	3- 1	4- 2	OVERALL	6- 0	3- 0	3- 0				
11- 0	1- 0	4- 0	HOME	2- 0	2- 0	2- 0				
6- 3	2- 1	0- 2	AWAY	2- 0	1- 0	1- 0				
2- 0	0- 0	0- 0	NEUTRAL	2- 0	0- 0	0- 0				
10- 1	2- 1	0- 0	NON-CONFERENCE	5- 0	0- 0	3- 0				
5- 0	1- 0	0- 0	HOME	2- 0	0- 0	2- 0				
3- 1	1- 1	0- 0	AWAY	1- 0	0- 0	1- 0				
2- 0	0- 0	0- 0	NEUTRAL	2- 0	0- 0	0- 0				
9- 2	1- 0	4- 2	CONFERENCE	1- 0	3- 0	0- 0				
6- 0	0- 0	4- 0	HOME	0- 0	2- 0	0- 0				
3- 2	1- 0	0- 2	AWAY	1- 0	1- 0	0- 0				
0- 0	0- 0	0- 0	NEUTRAL	0- 0	0- 0	0- 0				

RPI 1-25				Team's RPI: 4				RPI 26-50				RPI 51-100				RPI 101+			
RPI	S	Opponent	Score					RPI	S	Opponent	Score	RPI	S	Opponent	Score	RPI	S	Opponent	Score
2	H	Baylor	68 63					30	A	California	80 81	64	A	Tennessee	95 85	123	H	Washington St.	85 64
13	A	Gonzaga	73 79					30	H	California	75 50	71	N	FGCU	88 65	143	H	Washington	91 54
17	A	Arizona St.	72 65					33	H	Oregon St.	61 44	78	A	Arizona	78 48	147	A	Colorado	80 69
24	A	Buffalo	62 55					40	A	Utah	68 75	86	H	Idaho	115 71	155	H	CSUN	69 43
								43	H	Southern California	72 64	92	H	UC Davis	71 43	236	A	Hawaii	81 59
								44	H	UCLA	86 80	94	N	American	71 49	240	H	San Francisco	96 62
LAST 12 Division I GAMES:																			
33	H	Oregon St.	61 44					143	H	Washington	91 54								
30	H	California	75 50					78	A	Arizona	78 48								
30	A	California	80 81					17	A	Arizona St.	72 65								
40	A	Utah	68 75					44	H	UCLA	86 80								
147	A	Colorado	80 69					43	H	Southern California	72 64								
123	H	Washington St.	85 64					155	H	CSUN	69 43								

Non-Div I Games:

Stanford

Average RPI Win: <b>287</b>	WON-LOST	WINNING	LAST 10	STRENGTH OF	OPP. STRENGTH	TEAM	ADJ.	CONF.	ADJ CONF.
Average RPI Loss: <b>124</b>	RECORD	PCT. RANK	GAMES	SCHEDULE	OF SCHEDULE	RPI	RPI	RPI	RPI
DIV. I ONLY	10- 11	180	1- 0	245	220	215	215	24	24
DIV. I NON-CONF.	3- 9	271	0- 0	123	174	268	268	26	26
TOTALS	RPI 1-25	RPI 26-50	W-L RECORDS	RPI 51-100	RPI 101-150	RPI 150+			
10- 11	0- 1	0- 1	OVERALL	0- 3	0- 3	10- 3			
7- 2	0- 1	0- 0	HOME	0- 1	0- 0	7- 0			
3- 6	0- 0	0- 1	AWAY	0- 1	0- 2	3- 2			
0- 3	0- 0	0- 0	NEUTRAL	0- 1	0- 1	0- 1			
3- 9	0- 1	0- 1	NON-CONFERENCE	0- 3	0- 2	3- 2			
3- 2	0- 1	0- 0	HOME	0- 1	0- 0	3- 0			
0- 4	0- 0	0- 1	AWAY	0- 1	0- 1	0- 1			
0- 3	0- 0	0- 0	NEUTRAL	0- 1	0- 1	0- 1			
7- 2	0- 0	0- 0	CONFERENCE	0- 0	0- 1	7- 1			
4- 0	0- 0	0- 0	HOME	0- 0	0- 0	4- 0			
3- 2	0- 0	0- 0	AWAY	0- 0	0- 1	3- 1			
0- 0	0- 0	0- 0	NEUTRAL	0- 0	0- 0	0- 0			

RPI 1-25				RPI 26-50				RPI 51-100				RPI 101+ Team's RPI: 215			
RPI	S	Opponent	Score	RPI	S	Opponent	Score	RPI	S	Opponent	Score	RPI	S	Opponent	Score
14	H	UCF	55 <b>78</b>	29	A	Texas	46 <b>65</b>	64	A	Tennessee	55 <b>65</b>	128	A	Alabama	47 <b>59</b>
								73	H	Penn	53 <b>75</b>	142	A	North Ala.	55 <b>71</b>
								77	N	Wright St.	44 <b>57</b>	148	N	Marist	69 <b>76</b>
												158	A	Tulsa	54 <b>55</b>
												226	H	North Dakota	74 63
												237	A	Liberty	68 56
												237	H	Liberty	69 52
												241	A	Jacksonville	69 56
												256	N	Hofstra	50 <b>53</b>
												274	A	North Florida	57 <b>71</b>
												299	H	Kennesaw St.	76 69
												319	H	North Dakota St.	60 59
												320	H	NJIT	74 48
												322	A	Lipscomb	80 65
												322	H	Lipscomb	76 49
												349	H	Florida A&M	69 44
LAST 12 Division I GAMES:															
237	A	Liberty	68 56	274	A	North Florida	57 <b>71</b>								
299	H	Kennesaw St.	76 69	322	A	Lipscomb	80 65								
241	A	Jacksonville	69 56	237	H	Liberty	69 52								
322	H	Lipscomb	76 49	73	H	Penn	53 <b>75</b>								
320	H	NJIT	74 48	319	H	North Dakota St.	60 59								
142	A	North Ala.	55 <b>71</b>	349	H	Florida A&M	69 44								

Non-Div I Games: Central St. (OH) 81 51 Webber Int'l 80 52

Stetson

■ Loss, 
 ■ Non-Conf, 
 ■ S Site, 
 ■ Home 
 ■ Away 
 N Neutral



Stony Brook

Through Games Of Feb. 9, 2019

Average RPI Win:	280	WON-LOST	WINNING	LAST 10	STRENGTH OF	OPP. STRENGTH	TEAM	ADJ.	CONF.	ADJ CONF.
Average RPI Loss:	104	RECORD	PCT. RANK	GAMES	SCHEDULE	OF SCHEDULE	RPI	RPI	RPI	RPI
DIV. I ONLY	17- 6	53	1- 0	315	266	160	160	23	23	
DIV. I NON-CONF.	10- 2	37	0- 0	301	283	97	97	24	24	
TOTALS	RPI 1-25	RPI 26-50	W-L RECORDS	RPI 51-100	RPI 101-150	RPI 150+				
17- 6	0- 1	0- 0	OVERALL	0- 2	1- 2	16- 1				
9- 3	0- 0	0- 0	HOME	0- 1	0- 1	9- 1				
8- 3	0- 1	0- 0	AWAY	0- 1	1- 1	7- 0				
0- 0	0- 0	0- 0	NEUTRAL	0- 0	0- 0	0- 0				
10- 2	0- 1	0- 0	NON-CONFERENCE	0- 1	1- 0	9- 0				
6- 0	0- 0	0- 0	HOME	0- 0	0- 0	6- 0				
4- 2	0- 1	0- 0	AWAY	0- 1	1- 0	3- 0				
0- 0	0- 0	0- 0	NEUTRAL	0- 0	0- 0	0- 0				
7- 4	0- 0	0- 0	CONFERENCE	0- 1	0- 2	7- 1				
3- 3	0- 0	0- 0	HOME	0- 1	0- 1	3- 1				
4- 1	0- 0	0- 0	AWAY	0- 0	0- 1	4- 0				
0- 0	0- 0	0- 0	NEUTRAL	0- 0	0- 0	0- 0				

RPI 1-25				RPI 26-50				RPI 51-100				RPI 101+ Team's RPI: 160			
RPI	S	Opponent	Score	RPI	S	Opponent	Score	RPI	S	Opponent	Score	RPI	S	Opponent	Score
15	A	Rutgers	47 61					75	H	Maine	54 68	105	A	Hartford	62 73
								87	A	Toledo	48 80	105	H	Hartford	36 64
												121	A	Penn St.	81 70
												225	A	Sacred Heart	73 58
												235	H	Albany (NY)	49 54
												254	H	St. Francis Brooklyn	74 67
												256	H	Hofstra	77 49
												263	A	Binghamton	65 56
												263	H	Binghamton	68 53
												275	A	Vermont	67 61
												277	H	Cornell	63 61
												288	H	Ga. Southern	72 43
												296	H	UMBC	57 44
												307	A	Manhattan	79 48
												310	A	New Hampshire	82 63
												318	A	UMass Lowell	64 47
												318	H	UMass Lowell	76 56
												323	H	Wagner	70 45
												330	A	Iona	53 51
												344	H	Fairleigh Dickinson	63 49
LAST 12 Division I GAMES:															
318	A	UMass Lowell	64 47	75	H	Maine	54 68	310	A	New Hampshire	82 63				
263	H	Binghamton	68 53	263	A	Binghamton	65 56	318	H	UMass Lowell	76 56				
105	A	Hartford	62 73	105	H	Hartford	36 64								
296	H	UMBC	57 44												
275	A	Vermont	67 61												
235	H	Albany (NY)	49 54	254	H	St. Francis Brooklyn	74 67								

Non-Div I Games: SUNY New Paltz 87 50

Stony Brook

Loss, Non-Conf, S Site, H Home A Away N Neutral

## Syracuse

Through Games Of Feb. 9, 2019

Average RPI Win: 95		WON-LOST	WINNING	LAST 10	STRENGTH OF		OPP. STRENGTH	TEAM	ADJ.	CONF.	ADJ CONF.
Average RPI Loss: 39		RECORD	PCT. RANK	GAMES	SCHEDULE		OF SCHEDULE	RPI	RPI	RPI	RPI
DIV. I ONLY		17- 5	39	0- 1	5		23	8	8	1	1
DIV. I NON-CONF.		11- 2	31	0- 0	10		80	6	6	1	1
TOTALS		RPI 1-25	RPI 26-50		W-L RECORDS		RPI 51-100	RPI 101-150		RPI 150+	
17- 5		2- 3	3- 1		OVERALL		6- 0	2- 1		4- 0	
8- 1		1- 1	1- 0		HOME		2- 0	1- 0		3- 0	
4- 4		0- 2	1- 1		AWAY		2- 0	1- 1		0- 0	
5- 0		1- 0	1- 0		NEUTRAL		2- 0	0- 0		1- 0	
11- 2		2- 1	1- 0		NON-CONFERENCE		3- 0	1- 1		4- 0	
6- 0		1- 0	0- 0		HOME		1- 0	1- 0		3- 0	
0- 2		0- 1	0- 0		AWAY		0- 0	0- 1		0- 0	
5- 0		1- 0	1- 0		NEUTRAL		2- 0	0- 0		1- 0	
6- 3		0- 2	2- 1		CONFERENCE		3- 0	1- 0		0- 0	
2- 1		0- 1	1- 0		HOME		1- 0	0- 0		0- 0	
4- 2		0- 1	1- 1		AWAY		2- 0	1- 0		0- 0	
0- 0		0- 0	0- 0		NEUTRAL		0- 0	0- 0		0- 0	

RPI	S	Opponent	Score	RPI	S	Opponent	Score	RPI	S	Opponent	Score	RPI	S	Opponent	Score
3	A	Louisville	51 76	27	H	North Carolina	90 77	51	H	Bucknell	70 56	115	H	Towson	98 55
5	A	Oregon	73 75	36	N	DePaul	83 81	55	N	Kansas St.	70 61	117	A	Minnesota	68 72
14	N	UCF	57 52	47	A	Clemson	84 75	66	A	Duke	64 55	126	A	Pittsburgh	82 50
20	H	Texas A&M	75 65	48	A	Georgia Tech	55 65	67	A	Virginia Tech	75 73	159	N	Duquesne	87 71
21	H	Miami (FL)	71 84					93	N	Princeton	92 61	177	H	UMES	96 51
								96	H	Virginia	72 68	226	H	North Dakota	85 49
												238	H	Niagara	94 45
LAST 12 Division I GAMES:															
3	A	Louisville	51 76	27	H	North Carolina	90 77								
96	H	Virginia	72 68	67	A	Virginia Tech	75 73								
66	A	Duke	64 55	47	A	Clemson	84 75								
21	H	Miami (FL)	71 84	14	N	UCF	57 52								
48	A	Georgia Tech	55 65	159	N	Duquesne	87 71								
126	A	Pittsburgh	82 50	238	H	Niagara	94 45								

Non-Div I Games:

Syracuse

■ Loss, 
 ■ Non-Conf, 
 ■ S Site, 
 ■ H Home 
 ■ A Away 
 N Neutral

Average RPI Win: 176		WON-LOST	WINNING	LAST 10	STRENGTH OF		OPP. STRENGTH	TEAM	ADJ.	CONF.	ADJ CONF.
Average RPI Loss: 31		RECORD	PCT. RANK	GAMES	SCHEDULE		OF SCHEDULE	RPI	RPI	RPI	RPI
DIV. I ONLY		17- 6	53	0- 1	85		57	41	41	3	3
DIV. I NON-CONF.		10- 1	17	0- 0	295		229	87	87	3	3
<hr/>											
TOTALS	RPI 1-25	RPI 26-50		W-L RECORDS		RPI 51-100		RPI 101-150		RPI 150+	
17- 6	0- 3	0- 2		OVERALL		2- 0		5- 1		10- 0	
13- 1	0- 1	0- 0		HOME		1- 0		4- 0		8- 0	
4- 4	0- 2	0- 1		AWAY		1- 0		1- 1		2- 0	
0- 1	0- 0	0- 1		NEUTRAL		0- 0		0- 0		0- 0	
10- 1	0- 0	0- 1		NON-CONFERENCE		0- 0		1- 0		9- 0	
8- 0	0- 0	0- 0		HOME		0- 0		1- 0		7- 0	
2- 0	0- 0	0- 0		AWAY		0- 0		0- 0		2- 0	
0- 1	0- 0	0- 1		NEUTRAL		0- 0		0- 0		0- 0	
7- 5	0- 3	0- 1		CONFERENCE		2- 0		4- 1		1- 0	
5- 1	0- 1	0- 0		HOME		1- 0		3- 0		1- 0	
2- 4	0- 2	0- 1		AWAY		1- 0		1- 1		0- 0	
0- 0	0- 0	0- 0		NEUTRAL		0- 0		0- 0		0- 0	

RPI S Opponent	Score	RPI S Opponent	Score	Team's RPI: 41	RPI S Opponent	Score	RPI S Opponent	Score
2 A Baylor	71 89	29 A Texas	67 73		55 A Kansas St.	61 47	103 A Oklahoma St.	71 75
2 H Baylor	55 79	37 N BYU	58 61		70 H West Virginia	62 48	103 H Oklahoma St.	69 55
11 A Iowa St.	54 92						118 H Kansas	58 53
							137 A Texas Tech	70 63
							137 H Texas Tech	78 70
							138 H Montana St.	71 49
							156 H Oklahoma	86 71
							159 H Duquesne	61 48
							168 H Southern U.	69 40
							187 H Sam Houston St.	72 59
							197 A Ole Miss	55 50
							205 A San Diego St.	81 64
							207 H SMU	65 63
							303 H Army West Point	63 38
							309 H Mississippi Val.	96 47
							350 H Alcorn	88 31
LAST 12 Division I GAMES:								
2 A Baylor	71 89	29 A Texas	67 73					
137 A Texas Tech	70 63	137 H Texas Tech	78 70					
103 H Oklahoma St.	69 55	2 H Baylor	55 79					
55 A Kansas St.	61 47	11 A Iowa St.	54 92					
118 H Kansas	58 53	103 A Oklahoma St.	71 75					
156 H Oklahoma	86 71	70 H West Virginia	62 48					

Non-Div I Games:

TCU

Average RPI Win:	243	WON-LOST	WINNING	LAST 10	STRENGTH OF	OPP. STRENGTH	TEAM	ADJ.	CONF.	ADJ CONF.
Average RPI Loss:	84	RECORD	PCT. RANK	GAMES	SCHEDULE	OF SCHEDULE	RPI	RPI	RPI	RPI
DIV. I ONLY	8- 15	253	0- 1	88	86	172	172	9	9	
DIV. I NON-CONF.	4- 9	252	0- 0	171	79	215	215	9	9	
TOTALS	RPI 1-25	RPI 26-50	W-L RECORDS	RPI 51-100	RPI 101-150	RPI 150+				
8- 15	0- 4	0- 2	OVERALL	0- 3	1- 4	7- 2				
5- 3	0- 1	0- 0	HOME	0- 0	1- 2	4- 0				
3- 11	0- 3	0- 2	AWAY	0- 2	0- 2	3- 2				
0- 1	0- 0	0- 0	NEUTRAL	0- 1	0- 0	0- 0				
4- 9	0- 2	0- 2	NON-CONFERENCE	0- 2	0- 1	4- 2				
3- 0	0- 0	0- 0	HOME	0- 0	0- 0	3- 0				
1- 8	0- 2	0- 2	AWAY	0- 1	0- 1	1- 2				
0- 1	0- 0	0- 0	NEUTRAL	0- 1	0- 0	0- 0				
4- 6	0- 2	0- 0	CONFERENCE	0- 1	1- 3	3- 0				
2- 3	0- 1	0- 0	HOME	0- 0	1- 2	1- 0				
2- 3	0- 1	0- 0	AWAY	0- 1	0- 1	2- 0				
0- 0	0- 0	0- 0	NEUTRAL	0- 0	0- 0	0- 0				

RPI 1-25				RPI 26-50				RPI 51-100				RPI 101+				Team's RPI: 172	
RPI	S	Opponent	Score	RPI	S	Opponent	Score	RPI	S	Opponent	Score	RPI	S	Opponent	Score		
6	A	UConn	74 109	36	A	DePaul	88 102	73	A	Penn	62 71	112	A	Houston	65 78		
6	H	UConn	67 88	42	A	Villanova	68 76	89	A	Cincinnati	52 72	112	H	Houston	76 65		
16	A	South Carolina	60 88					95	N	Radford	50 56	133	H	Tulane	57 66		
21	A	Miami (FL)	61 73									134	H	South Fla.	53 63		
												148	A	Marist	68 74		
												158	A	Tulsa	75 61		
												159	A	Duquesne	53 54		
												197	A	Ole Miss	55 62		
												202	H	East Carolina	84 62		
												251	A	Wichita St.	65 40		
												266	A	Saint Joseph's	58 52		
												283	H	La Salle	75 47		
												330	H	Iona	59 39		
												345	H	Delaware St.	75 61		
LAST 12 Division I GAMES:																	
6	A	UConn	74 109	6	H	UConn	67 88										
112	H	Houston	76 65	89	A	Cincinnati	52 72										
251	A	Wichita St.	65 40	112	A	Houston	65 78										
158	A	Tulsa	75 61	133	H	Tulane	57 66										
202	H	East Carolina	84 62	134	H	South Fla.	53 63										
73	A	Penn	62 71	159	A	Duquesne	53 54										

Non-Div I Games:

Temple

## Tennessee

Through Games Of Feb. 9, 2019

Average RPI Win:	166	WON-LOST	WINNING	LAST 10	STRENGTH OF	OPP. STRENGTH	TEAM	ADJ.	CONF.	ADJ CONF.
Average RPI Loss:	52	RECORD	PCT. RANK	GAMES	SCHEDULE	OF SCHEDULE	RPI	RPI	RPI	RPI
DIV. I ONLY	15- 7	77	1- 0	59	62	64	64	5	5	
DIV. I NON-CONF.	11- 2	31	1- 0	62	87	33	33	5	5	
TOTALS	RPI 1-25	RPI 26-50	W-L RECORDS	RPI 51-100	RPI 101-150	RPI 150+				
15- 7	0- 2	2- 2	OVERALL	3- 2	2- 1	8- 0				
9- 5	0- 2	0- 2	HOME	2- 1	0- 0	7- 0				
4- 2	0- 0	1- 0	AWAY	1- 1	1- 1	1- 0				
2- 0	0- 0	1- 0	NEUTRAL	0- 0	1- 0	0- 0				
11- 2	0- 2	2- 0	NON-CONFERENCE	1- 0	2- 0	6- 0				
7- 2	0- 2	0- 0	HOME	1- 0	0- 0	6- 0				
2- 0	0- 0	1- 0	AWAY	0- 0	1- 0	0- 0				
2- 0	0- 0	1- 0	NEUTRAL	0- 0	1- 0	0- 0				
4- 5	0- 0	0- 2	CONFERENCE	2- 2	0- 1	2- 0				
2- 3	0- 0	0- 2	HOME	1- 1	0- 0	1- 0				
2- 2	0- 0	0- 0	AWAY	1- 1	0- 1	1- 0				
0- 0	0- 0	0- 0	NEUTRAL	0- 0	0- 0	0- 0				

RPI 1-25				RPI 26-50				RPI 51-100				RPI 101+			
RPI	S	Opponent	Score	RPI	S	Opponent	Score	RPI	S	Opponent	Score	RPI	S	Opponent	Score
1	H	Notre Dame	62 77	26	H	Kentucky	71 73	53	H	LSU	74 65	103	A	Oklahoma St.	76 63
4	H	Stanford	85 95	29	A	Texas	88 82	62	H	Belmont	84 76	128	A	Alabama	65 86
				31	H	Missouri	64 66	63	A	Auburn	78 69	129	N	UAB	73 69
				47	N	Clemson	78 66	74	H	Arkansas	79 80	179	A	Vanderbilt	82 65
								100	A	Georgia	62 66	194	H	UNC Asheville	73 46
												203	H	Florida	67 50
												215	H	Stetson	65 55
												247	H	ETSU	80 61
												284	H	Murray St.	98 77
												335	H	Presbyterian	97 49
												349	H	Florida A&M	96 31
LAST 12 Division I GAMES:															
129	N	UAB	73 69	128	A	Alabama	65 86								
179	A	Vanderbilt	82 65	100	A	Georgia	62 66								
203	H	Florida	67 50	26	H	Kentucky	71 73								
53	H	LSU	74 65	31	H	Missouri	64 66								
1	H	Notre Dame	62 77	63	A	Auburn	78 69								
74	H	Arkansas	79 80	62	H	Belmont	84 76								

Non-Div I Games:

Tennessee

■ Loss, 
 ■ Non-Conf, S Site, 
 ■ Home 
 ■ Away 
 N Neutral

Average RPI Win:	290	WON-LOST	WINNING	LAST 10	STRENGTH OF	OPP. STRENGTH	TEAM	ADJ.	CONF.	ADJ CONF.
Average RPI Loss:	151	RECORD	PCT. RANK	GAMES	SCHEDULE	OF SCHEDULE	RPI	RPI	RPI	RPI
DIV. I ONLY	4- 20	327	1- 0	169	180	290	290	22	22	
DIV. I NON-CONF.	0- 12	336	0- 0	149	90	323	323	21	21	
TOTALS	RPI 1-25	RPI 26-50	W-L RECORDS	RPI 51-100	RPI 101-150	RPI 150+				
4- 20	0- 1	0- 1	OVERALL	0- 3	0- 7	4- 8				
2- 5	0- 0	0- 0	HOME	0- 0	0- 4	2- 1				
2- 12	0- 1	0- 1	AWAY	0- 2	0- 2	2- 6				
0- 3	0- 0	0- 0	NEUTRAL	0- 1	0- 1	0- 1				
0- 12	0- 1	0- 1	NON-CONFERENCE	0- 2	0- 2	0- 6				
0- 1	0- 0	0- 0	HOME	0- 0	0- 1	0- 0				
0- 8	0- 1	0- 1	AWAY	0- 1	0- 0	0- 5				
0- 3	0- 0	0- 0	NEUTRAL	0- 1	0- 1	0- 1				
4- 8	0- 0	0- 0	CONFERENCE	0- 1	0- 5	4- 2				
2- 4	0- 0	0- 0	HOME	0- 0	0- 3	2- 1				
2- 4	0- 0	0- 0	AWAY	0- 1	0- 2	2- 1				
0- 0	0- 0	0- 0	NEUTRAL	0- 0	0- 0	0- 0				

RPI 1-25				RPI 26-50				RPI 51-100				RPI 101+ Team's RPI: 290			
RPI	S	Opponent	Score	RPI	S	Opponent	Score	RPI	S	Opponent	Score	RPI	S	Opponent	Score
3	A	Louisville	52 107	36	A	DePaul	73 95	62	A	Belmont	46 80	111	H	South Alabama	56 78
								74	N	Arkansas	55 79	122	A	Morehead St.	55 71
								81	A	Troy	67 92	122	H	Morehead St.	62 85
												126	N	Pittsburgh	56 78
												131	A	Tennessee Tech	65 76
												131	H	Tennessee Tech	59 69
												136	H	UT Martin	61 73
												179	A	Vanderbilt	63 89
												180	N	Wisconsin	53 58
												182	A	Ball St.	51 90
												204	H	Jacksonville St.	52 62
												222	H	Southeast Mo. St.	62 59
												224	A	Marshall	59 80
												284	A	Murray St.	65 61
												287	A	Austin Peay	47 74
												300	A	Alabama A&M	57 67
												322	A	Lipscomb	62 64
												326	A	Eastern Ky.	57 31
												326	H	Eastern Ky.	60 38
LAST 12 Division I GAMES:															
326	A	Eastern Ky.	57 31	62	A	Belmont	46 80	131	A	Tennessee Tech	65 76				
122	A	Morehead St.	55 71	122	H	Morehead St.	62 85	326	H	Eastern Ky.	60 38				
222	H	Southeast Mo. St.	62 59	204	H	Jacksonville St.	52 62	131	H	Tennessee Tech	59 69				
136	H	UT Martin	61 73												
284	A	Murray St.	65 61												
287	A	Austin Peay	47 74												

Non-Div I Games:

Tennessee St.

■ Loss, 
■ Non-Conf, 
■ S Site, 
■ Home 
■ A Away 
N Neutral

Average RPI Win:	240	WON-LOST	WINNING	LAST 10	STRENGTH OF	OPP. STRENGTH	TEAM	ADJ.	CONF.	ADJ CONF.
Average RPI Loss:	158	RECORD	PCT. RANK	GAMES	SCHEDULE	OF SCHEDULE	RPI	RPI	RPI	RPI
DIV. I ONLY	15- 6	64	1- 0	290	242	131	131	22	22	
DIV. I NON-CONF.	6- 3	91	0- 0	265	207	117	117	21	21	
TOTALS	RPI 1-25	RPI 26-50	W-L RECORDS	RPI 51-100	RPI 101-150	RPI 150+				
15- 6	0- 0	0- 0	OVERALL	2- 2	1- 1	12- 3				
7- 1	0- 0	0- 0	HOME	1- 0	0- 0	6- 1				
8- 4	0- 0	0- 0	AWAY	1- 1	1- 1	6- 2				
0- 1	0- 0	0- 0	NEUTRAL	0- 1	0- 0	0- 0				
6- 3	0- 0	0- 0	NON-CONFERENCE	1- 2	0- 0	5- 1				
3- 0	0- 0	0- 0	HOME	1- 0	0- 0	2- 0				
3- 2	0- 0	0- 0	AWAY	0- 1	0- 0	3- 1				
0- 1	0- 0	0- 0	NEUTRAL	0- 1	0- 0	0- 0				
9- 3	0- 0	0- 0	CONFERENCE	1- 0	1- 1	7- 2				
4- 1	0- 0	0- 0	HOME	0- 0	0- 0	4- 1				
5- 2	0- 0	0- 0	AWAY	1- 0	1- 1	3- 1				
0- 0	0- 0	0- 0	NEUTRAL	0- 0	0- 0	0- 0				

RPI S	Opponent	Score	RPI S	Opponent	Score	RPI S	Opponent	Score	RPI S	Opponent	Score	Team's RPI: 131
						56	H Middle Tenn.	68 64	122	A Morehead St.	56 77	
						62	A Belmont	77 72	136	A UT Martin	80 76	
						72	N Old Dominion	73 80	171	A Xavier	60 70	
						74	A Arkansas	42 65	194	H UNC Asheville	60 53	
									204	A Jacksonville St.	66 49	
									222	A Southeast Mo. St.	53 62	
									251	A Wichita St.	55 45	
									258	H SIUE	79 55	
									268	H Eastern Ill.	99 88	
									284	H Murray St.	74 65	
									287	H Austin Peay	65 72	
									290	A Tennessee St.	69 59	
									290	H Tennessee St.	76 65	
									315	A Charleston So.	77 55	
									322	A Lipscomb	67 52	
									326	A Eastern Ky.	81 68	
									337	H Western Caro.	77 58	
LAST 12 Division I GAMES:												
136	A	UT Martin	80	76	204	A	Jacksonville St.	66	49			
222	A	Southeast Mo. St.	53	62	290	H	Tennessee St.	76	65			
284	H	Murray St.	74	65	268	H	Eastern Ill.	99	88			
287	H	Austin Peay	65	72	258	H	SIUE	79	55			
326	A	Eastern Ky.	81	68	62	A	Belmont	77	72			
122	A	Morehead St.	56	77	290	A	Tennessee St.	69	59			

Non-Div I Games: Tenn. Wesleyan 100 58 Cumberland (TN) 88 55

Tennessee Tech

Loss, Non-Conf, S Site, H Home A Away N Neutral

Average RPI Win:	152	WON-LOST	WINNING	LAST 10	STRENGTH OF	OPP. STRENGTH	TEAM	ADJ.	CONF.	ADJ CONF.
Average RPI Loss:	40	RECORD	PCT. RANK	GAMES	SCHEDULE	OF SCHEDULE	RPI	RPI	RPI	RPI
DIV. I ONLY	19- 5	30	2- 0	50	64	29	29	3	3	
DIV. I NON-CONF.	10- 2	37	2- 0	121	200	58	58	3	3	
TOTALS	RPI 1-25	RPI 26-50	W-L RECORDS	RPI 51-100	RPI 101-150	RPI 150+				
19- 5	1- 2	1- 0	OVERALL	3- 3	5- 0	9- 0				
9- 4	0- 2	1- 0	HOME	0- 2	2- 0	6- 0				
7- 1	1- 0	0- 0	AWAY	1- 1	2- 0	3- 0				
3- 0	0- 0	0- 0	NEUTRAL	2- 0	1- 0	0- 0				
10- 2	0- 1	0- 0	NON-CONFERENCE	2- 1	1- 0	7- 0				
5- 2	0- 1	0- 0	HOME	0- 1	0- 0	5- 0				
2- 0	0- 0	0- 0	AWAY	0- 0	0- 0	2- 0				
3- 0	0- 0	0- 0	NEUTRAL	2- 0	1- 0	0- 0				
9- 3	1- 1	1- 0	CONFERENCE	1- 2	4- 0	2- 0				
4- 2	0- 1	1- 0	HOME	0- 1	2- 0	1- 0				
5- 1	1- 0	0- 0	AWAY	1- 1	2- 0	1- 0				
0- 0	0- 0	0- 0	NEUTRAL	0- 0	0- 0	0- 0				

RPI 1-25				RPI 26-50				Team's RPI: 29	RPI 51-100				RPI 101+			
RPI	S	Opponent	Score	RPI	S	Opponent	Score		RPI	S	Opponent	Score	RPI	S	Opponent	Score
2	H	Baylor	68 74	41	H	TCU	73 67		55	A	Kansas St.	69 87	103	H	Oklahoma St.	60 51
7	H	Mississippi St.	49 67						59	N	Michigan	69 52	118	A	Kansas	91 73
11	A	Iowa St.	64 62						64	H	Tennessee	82 88	118	H	Kansas	62 43
									68	N	Quinnipiac	56 55	135	N	Fordham	72 54
									70	A	West Virginia	70 58	137	A	Texas Tech	78 71
									70	H	West Virginia	58 64	156	A	Oklahoma	76 67
													156	H	Oklahoma	73 63
													159	H	Duquesne	78 41
													173	A	North Texas	64 54
													215	H	Stetson	65 46
													219	A	UTRGV	81 66
													297	H	UTSA	98 54
													329	H	McNeese	96 40
													332	H	Northwestern St.	104 66
LAST 12 Division I GAMES:																
135	N	Fordham	72 54	137	A	Texas Tech	78 71		118	H	Kansas	62 43				
59	N	Michigan	69 52	41	H	TCU	73 67		55	A	Kansas St.	69 87				
118	A	Kansas	91 73	2	H	Baylor	68 74		11	A	Iowa St.	64 62				
156	A	Oklahoma	76 67	70	H	West Virginia	58 64		156	H	Oklahoma	73 63				

Non-Div I Games:

Texas

■ Loss, 
 ■ Non-Conf, 
 ■ S Site, 
 ■ H Home 
 ■ A Away 
 N Neutral



Average RPI Win:	136	WON-LOST	WINNING	LAST 10	STRENGTH OF	OPP. STRENGTH	TEAM	ADJ.	CONF.	ADJ CONF.
Average RPI Loss:	33	RECORD	PCT. RANK	GAMES	SCHEDULE	OF SCHEDULE	RPI	RPI	RPI	RPI
DIV. I ONLY	18- 5	32	0- 1	43	46	20	20	5	5	
DIV. I NON-CONF.	11- 2	31	0- 0	35	86	18	18	5	5	
TOTALS	RPI 1-25	RPI 26-50	W-L RECORDS	RPI 51-100	RPI 101-150	RPI 150+				
18- 5	0- 2	4- 1	OVERALL	3- 2	2- 0	9- 0				
10- 2	0- 1	3- 0	HOME	0- 1	1- 0	6- 0				
6- 3	0- 1	0- 1	AWAY	3- 1	1- 0	2- 0				
2- 0	0- 0	1- 0	NEUTRAL	0- 0	0- 0	1- 0				
11- 2	0- 1	3- 0	NON-CONFERENCE	1- 1	1- 0	6- 0				
7- 1	0- 0	2- 0	HOME	0- 1	0- 0	5- 0				
2- 1	0- 1	0- 0	AWAY	1- 0	1- 0	0- 0				
2- 0	0- 0	1- 0	NEUTRAL	0- 0	0- 0	1- 0				
7- 3	0- 1	1- 1	CONFERENCE	2- 1	1- 0	3- 0				
3- 1	0- 1	1- 0	HOME	0- 0	1- 0	1- 0				
4- 2	0- 0	0- 1	AWAY	2- 1	0- 0	2- 0				
0- 0	0- 0	0- 0	NEUTRAL	0- 0	0- 0	0- 0				

RPI 1-25				RPI 26-50				RPI 51-100				RPI 101+			
RPI	S	Opponent	Score	RPI	S	Opponent	Score	RPI	S	Opponent	Score	RPI	S	Opponent	Score
8	A	Syracuse	65 75	26	H	Kentucky	73 71	53	A	LSU	52 63	112	A	Houston	68 52
16	H	South Carolina	57 60	31	A	Missouri	65 70	57	H	Lamar University	68 74	128	H	Alabama	70 43
				33	N	Oregon St.	76 70	58	A	Little Rock	61 40	164	N	UC Riverside	70 63
				34	H	Rice	65 54	63	A	Auburn	69 67	175	H	Arkansas St.	97 56
				43	H	Southern California	71 51	100	A	Georgia	76 66	179	A	Vanderbilt	50 43
												179	H	Vanderbilt	69 53
												197	A	Ole Miss	72 60
												201	H	Prairie View	70 57
												219	H	UTRGV	84 61
												241	H	Jacksonville	73 53
												289	H	Central Ark.	84 27
LAST 12 Division I GAMES:															
				31	A	Missouri	65 70	128	H	Alabama	70 43				
				197	A	Ole Miss	72 60	179	A	Vanderbilt	50 43				
				179	H	Vanderbilt	69 53	53	A	LSU	52 63				
				26	H	Kentucky	73 71	16	H	South Carolina	57 60				
				63	A	Auburn	69 67	219	H	UTRGV	84 61				
				100	A	Georgia	76 66	201	H	Prairie View	70 57				

Non-Div I Games:

Texas A&amp;M

## Texas Southern

Through Games Of Feb. 9, 2019

Average RPI Win:	278	WON-LOST	WINNING	LAST 10	STRENGTH OF	OPP. STRENGTH	TEAM	ADJ.	CONF.	ADJ CONF.
Average RPI Loss:	155	RECORD	PCT. RANK	GAMES	SCHEDULE	OF SCHEDULE	RPI	RPI	RPI	RPI
DIV. I ONLY	8- 11	224	1- 0	243	318	217	217	29	29	
DIV. I NON-CONF.	2- 7	288	0- 0	41	270	169	169	27	27	
TOTALS	RPI 1-25	RPI 26-50	W-L RECORDS	RPI 51-100	RPI 101-150	RPI 150+				
8- 11	0- 1	0- 1	OVERALL	0- 1	0- 2	8- 6				
3- 2	0- 0	0- 0	HOME	0- 0	0- 0	3- 2				
5- 7	0- 1	0- 1	AWAY	0- 1	0- 2	5- 2				
0- 2	0- 0	0- 0	NEUTRAL	0- 0	0- 0	0- 2				
2- 7	0- 1	0- 1	NON-CONFERENCE	0- 1	0- 2	2- 2				
0- 0	0- 0	0- 0	HOME	0- 0	0- 0	0- 0				
2- 5	0- 1	0- 1	AWAY	0- 1	0- 2	2- 0				
0- 2	0- 0	0- 0	NEUTRAL	0- 0	0- 0	0- 2				
6- 4	0- 0	0- 0	CONFERENCE	0- 0	0- 0	6- 4				
3- 2	0- 0	0- 0	HOME	0- 0	0- 0	3- 2				
3- 2	0- 0	0- 0	AWAY	0- 0	0- 0	3- 2				
0- 0	0- 0	0- 0	NEUTRAL	0- 0	0- 0	0- 0				

RPI 1-25				RPI 26-50				RPI 51-100				RPI 101+ Team's RPI: 217			
RPI	S	Opponent	Score	RPI	S	Opponent	Score	RPI	S	Opponent	Score	RPI	S	Opponent	Score
23	A	Michigan St.	45 91	34	A	Rice	71 76	54	A	SFA	55 74	133	A	Tulane	56 62
												137	A	Texas Tech	55 75
												167	N	Abilene Christian	39 81
												168	A	Southern U.	61 63
												181	N	Nicholls St.	57 58
												201	A	Prairie View	52 44
												201	H	Prairie View	73 67
												211	H	Grambling	67 75
												219	A	UTRGV	69 55
												246	H	Alabama St.	51 58
												298	H	Jackson St.	76 67
												300	H	Alabama A&M	53 45
												309	A	Mississippi Val.	68 50
												347	A	Ark.-Pine Bluff	59 58
												348	A	Savannah St.	65 41
												350	A	Alcorn	52 53
LAST 12 Division I GAMES:															
201	H	Prairie View	73 67	211	H	Grambling	67 75								
300	H	Alabama A&M	53 45	201	A	Prairie View	52 44								
246	H	Alabama St.	51 58	168	A	Southern U.	61 63								
309	A	Mississippi Val.	68 50	350	A	Alcorn	52 53								
347	A	Ark.-Pine Bluff	59 58	137	A	Texas Tech	55 75								
298	H	Jackson St.	76 67	54	A	SFA	55 74								

Non-Div I Games: Huston-Tillotson 72 36 Paul Quinn 83 54

Texas Southern

■ Loss, 
 ■ Non-Conf, S Site, 
 ■ Home 
 ■ Away 
 N Neutral

Average RPI Win:	222	WON-LOST	WINNING	LAST 10	STRENGTH OF	OPP. STRENGTH	TEAM	ADJ.	CONF.	ADJ CONF.
Average RPI Loss:	125	RECORD	PCT. RANK	GAMES	SCHEDULE	OF SCHEDULE	RPI	RPI	RPI	RPI
DIV. I ONLY	7- 14	256	0- 1	106	140	183	183	12	12	
DIV. I NON-CONF.	3- 7	256	0- 1	85	158	181	181	15	15	
TOTALS	RPI 1-25	RPI 26-50	W-L RECORDS	RPI 51-100	RPI 101-150	RPI 150+				
7- 14	0- 0	0- 2	OVERALL	0- 3	0- 5	7- 4				
2- 5	0- 0	0- 0	HOME	0- 0	0- 2	2- 3				
5- 8	0- 0	0- 1	AWAY	0- 3	0- 3	5- 1				
0- 1	0- 0	0- 1	NEUTRAL	0- 0	0- 0	0- 0				
3- 7	0- 0	0- 2	NON-CONFERENCE	0- 1	0- 3	3- 1				
1- 2	0- 0	0- 0	HOME	0- 0	0- 1	1- 1				
2- 4	0- 0	0- 1	AWAY	0- 1	0- 2	2- 0				
0- 1	0- 0	0- 1	NEUTRAL	0- 0	0- 0	0- 0				
4- 7	0- 0	0- 0	CONFERENCE	0- 2	0- 2	4- 3				
1- 3	0- 0	0- 0	HOME	0- 0	0- 1	1- 2				
3- 4	0- 0	0- 0	AWAY	0- 2	0- 1	3- 1				
0- 0	0- 0	0- 0	NEUTRAL	0- 0	0- 0	0- 0				

RPI S	Opponent	Score	RPI S	Opponent	Score	RPI S	Opponent	Score	RPI S	Opponent	Score	Team's RPI: 183
31	A Missouri	50 69	52	A New Mexico	51 82	103	A Oklahoma St.	55 66				
49	N Saint Mary's (CA)	62 89	58	A Little Rock	47 62	133	A Tulane	61 67				
			91	A UT Arlington	53 68	138	H Montana St.	59 67				
						141	A Appalachian St.	56 77				
						141	H Appalachian St.	49 62				
						157	A Georgia St.	69 60				
						157	H Georgia St.	34 57				
						175	A Arkansas St.	85 62				
						178	H Oral Roberts	64 81				
						181	H Nicholls St.	72 67				
						188	A Coastal Caro.	70 77				
						188	H Coastal Caro.	73 58				
						267	A A&M-Corpus Christi	60 53				
						288	A Ga. Southern	64 52				
						288	H Ga. Southern	55 65				
						297	A UTSA	68 60				
LAST 12 Division I GAMES:												
133	A Tulane	61 67	288	H Ga. Southern	55 65							
138	H Montana St.	59 67	157	H Georgia St.	34 57							
181	H Nicholls St.	72 67	175	A Arkansas St.	85 62							
188	A Coastal Caro.	70 77	58	A Little Rock	47 62							
141	A Appalachian St.	56 77	141	H Appalachian St.	49 62							
91	A UT Arlington	53 68	188	H Coastal Caro.	73 58							

Non-Div I Games: UNKNOWN 92 39 Tex. A&amp;M Int'l 89 25

Texas St.

Average RPI Win:	196	WON-LOST	WINNING	LAST 10	STRENGTH OF	OPP. STRENGTH	TEAM	ADJ.	CONF.	ADJ CONF.
Average RPI Loss:	67	RECORD	PCT. RANK	GAMES	SCHEDULE	OF SCHEDULE	RPI	RPI	RPI	RPI
DIV. I ONLY	11- 12	171	1- 0	53	74	137	137	3	3	
DIV. I NON-CONF.	9- 2	43	0- 0	239	276	108	108	3	3	
TOTALS	RPI 1-25	RPI 26-50	W-L RECORDS	RPI 51-100	RPI 101-150	RPI 150+				
11- 12	0- 3	0- 3	OVERALL	1- 3	2- 1	8- 2				
10- 5	0- 1	0- 2	HOME	1- 2	2- 0	7- 0				
1- 7	0- 2	0- 1	AWAY	0- 1	0- 1	1- 2				
0- 0	0- 0	0- 0	NEUTRAL	0- 0	0- 0	0- 0				
9- 2	0- 0	0- 0	NON-CONFERENCE	1- 1	0- 0	8- 1				
8- 1	0- 0	0- 0	HOME	1- 1	0- 0	7- 0				
1- 1	0- 0	0- 0	AWAY	0- 0	0- 0	1- 1				
0- 0	0- 0	0- 0	NEUTRAL	0- 0	0- 0	0- 0				
2- 10	0- 3	0- 3	CONFERENCE	0- 2	2- 1	0- 1				
2- 4	0- 1	0- 2	HOME	0- 1	2- 0	0- 0				
0- 6	0- 2	0- 1	AWAY	0- 1	0- 1	0- 1				
0- 0	0- 0	0- 0	NEUTRAL	0- 0	0- 0	0- 0				

RPI 1-25				RPI 26-50				RPI 51-100				RPI 101+ Team's RPI: 137			
RPI	S	Opponent	Score	RPI	S	Opponent	Score	RPI	S	Opponent	Score	RPI	S	Opponent	Score
2	A	Baylor	37 96	29	H	Texas	71 78	54	H	SFA	77 69	103	A	Oklahoma St.	57 65
2	H	Baylor	56 73	41	A	TCU	70 78	55	H	Kansas St.	62 66	103	H	Oklahoma St.	90 78
11	A	Iowa St.	66 105	41	H	TCU	63 70	70	A	West Virginia	65 68	118	H	Kansas	69 66
								86	H	Idaho	77 88	156	A	Oklahoma	61 66
												167	H	Abilene Christian	105 54
												168	H	Southern U.	76 58
												203	A	Florida	67 72
												204	H	Jacksonville St.	71 58
												217	H	Texas Southern	75 55
												232	A	Nevada	86 67
												267	H	A&M-Corpus Christi	78 61
												295	H	La.-Monroe	86 42
												333	H	Houston Baptist	82 76
LAST 12 Division I GAMES:															
103	H	Oklahoma St.	90 78	55	H	Kansas St.	62 66								
41	H	TCU	63 70	41	A	TCU	70 78								
2	A	Baylor	37 96	103	A	Oklahoma St.	57 65								
11	A	Iowa St.	66 105	118	H	Kansas	69 66								
29	H	Texas	71 78	2	H	Baylor	56 73								
70	A	West Virginia	65 68	156	A	Oklahoma	61 66								

Non-Div I Games:

Texas Tech

■ Loss, 
 ■ Non-Conf, S Site, 
 ■ Home 
 ■ Away 
 N Neutral

Average RPI Win:	213	WON-LOST	WINNING	LAST 10	STRENGTH OF	OPP. STRENGTH	TEAM	ADJ.	CONF.	ADJ CONF.
Average RPI Loss:	70	RECORD	PCT. RANK	GAMES	SCHEDULE	OF SCHEDULE	RPI	RPI	RPI	RPI
DIV. I ONLY	14- 7	80	1- 0	141	111	87	87	7	7	
DIV. I NON-CONF.	8- 3	72	0- 0	172	195	77	77	8	8	
TOTALS	RPI 1-25	RPI 26-50	W-L RECORDS	RPI 51-100	RPI 101-150	RPI 150+				
14- 7	1- 2	0- 0	OVERALL	1- 3	0- 2	12- 0				
8- 2	1- 1	0- 0	HOME	0- 1	0- 0	7- 0				
6- 5	0- 1	0- 0	AWAY	1- 2	0- 2	5- 0				
0- 0	0- 0	0- 0	NEUTRAL	0- 0	0- 0	0- 0				
8- 3	0- 1	0- 0	NON-CONFERENCE	1- 1	0- 1	7- 0				
4- 1	0- 1	0- 0	HOME	0- 0	0- 0	4- 0				
4- 2	0- 0	0- 0	AWAY	1- 1	0- 1	3- 0				
0- 0	0- 0	0- 0	NEUTRAL	0- 0	0- 0	0- 0				
6- 4	1- 1	0- 0	CONFERENCE	0- 2	0- 1	5- 0				
4- 1	1- 0	0- 0	HOME	0- 1	0- 0	3- 0				
2- 3	0- 1	0- 0	AWAY	0- 1	0- 1	2- 0				
0- 0	0- 0	0- 0	NEUTRAL	0- 0	0- 0	0- 0				

RPI 1-25				RPI 26-50				RPI 51-100				RPI 101+			
RPI	S	Opponent	Score	RPI	S	Opponent	Score	RPI	S	Opponent	Score	RPI	S	Opponent	Score
1	H	Notre Dame	56 72					61	A	Miami (OH)	64 65	104	A	Dayton	49 70
24	A	Buffalo	63 73					62	A	Belmont	78 69	139	A	Akron	64 70
25	H	Central Mich.	62 59					75	A	Maine	59 73	159	H	Duquesne	65 52
								87	H	Kent St.	47 58	160	H	Stony Brook	80 48
												182	H	Ball St.	65 58
												185	H	Eastern Mich.	63 43
												229	A	Memphis	58 48
												231	A	Bowling Green	79 65
												231	H	Bowling Green	76 56
												269	A	Cleveland St.	65 60
												285	A	Western Mich.	80 57
												293	A	Valparaiso	65 59
												330	H	Iona	84 38
												336	H	Detroit Mercy	77 60
LAST 12 Division I GAMES:															
185	H	Eastern Mich.	63 43	285	A	Western Mich.	80 57								
24	A	Buffalo	63 73	87	H	Kent St.	47 58								
231	H	Bowling Green	76 56	61	A	Miami (OH)	64 65								
139	A	Akron	64 70	182	H	Ball St.	65 58								
25	H	Central Mich.	62 59	336	H	Detroit Mercy	77 60								
231	A	Bowling Green	79 65	160	H	Stony Brook	80 48								

Non-Div I Games:

Toledo

■ Loss, 
■ Non-Conf, 
■ S Site, 
■ H Home 
■ A Away 
N Neutral

Average RPI Win: <b>222</b>	WON-LOST	WINNING	LAST 10	STRENGTH OF	OPP. STRENGTH	TEAM	ADJ.	CONF.	ADJ CONF.
Average RPI Loss: <b>117</b>	RECORD	PCT. RANK	GAMES	SCHEDULE	OF SCHEDULE	RPI	RPI	RPI	RPI
DIV. I ONLY	13- 8	111	1- 0	220	114	115	115	10	10
DIV. I NON-CONF.	6- 5	143	0- 0	294	122	160	160	10	10
-----									
TOTALS	RPI 1-25	RPI 26-50	W-L RECORDS	RPI 51-100	RPI 101-150	RPI 150+			
13- 8	0- 1	0- 1	OVERALL	2- 1	0- 2	11- 3			
6- 1	0- 0	0- 0	HOME	1- 0	0- 0	5- 1			
7- 7	0- 1	0- 1	AWAY	1- 1	0- 2	6- 2			
0- 0	0- 0	0- 0	NEUTRAL	0- 0	0- 0	0- 0			
6- 5	0- 1	0- 0	NON-CONFERENCE	0- 1	0- 1	6- 2			
3- 0	0- 0	0- 0	HOME	0- 0	0- 0	3- 0			
3- 5	0- 1	0- 0	AWAY	0- 1	0- 1	3- 2			
0- 0	0- 0	0- 0	NEUTRAL	0- 0	0- 0	0- 0			
7- 3	0- 0	0- 1	CONFERENCE	2- 0	0- 1	5- 1			
3- 1	0- 0	0- 0	HOME	1- 0	0- 0	2- 1			
4- 2	0- 0	0- 1	AWAY	1- 0	0- 1	3- 0			
0- 0	0- 0	0- 0	NEUTRAL	0- 0	0- 0	0- 0			

RPI 1-25				RPI 26-50				RPI 51-100				RPI 101+ Team's RPI: 115			
RPI	S	Opponent	Score	RPI	S	Opponent	Score	RPI	S	Opponent	Score	RPI	S	Opponent	Score
8	A	Syracuse	55 <b>98</b>	34	A	James Madison	59 <b>71</b>	70	A	West Virginia	43 <b>90</b>	108	A	Wake Forest	53 <b>60</b>
								83	A	Drexel	55 54	116	A	UNCW	73 <b>77</b>
								85	H	Northeastern	88 83	154	A	Delaware	56 48
												162	H	William & Mary	69 <b>80</b>
												192	A	George Washington	63 <b>76</b>
												198	H	Massachusetts	78 53
												200	H	Elon	59 58
												224	A	Marshall	76 69
												243	A	Mt. St. Mary's	78 <b>87</b>
												256	A	Hofstra	68 56
												256	H	Hofstra	92 68
												266	A	Saint Joseph's	73 52
												281	A	Col. of Charleston	77 61
												283	H	La Salle	92 68
												296	A	UMBC	71 62
												306	H	Loyola Maryland	62 57
LAST 12 Division I GAMES:															
256	A	Hofstra	68 56	256	H	Hofstra	92 68								
34	A	James Madison	59 <b>71</b>	85	H	Northeastern	88 83								
162	H	William & Mary	69 <b>80</b>	154	A	Delaware	56 48								
200	H	Elon	59 58	83	A	Drexel	55 54								
116	A	UNCW	73 <b>77</b>	224	A	Marshall	76 69								
281	A	Col. of Charleston	77 61	70	A	West Virginia	43 <b>90</b>								

Non-Div I Games:

Towson

■ Loss, 
 ■ Non-Conf, S Site, 
 ■ Home 
 ■ Away 
 N Neutral

Average RPI Win:	220	WON-LOST	WINNING	LAST 10	STRENGTH OF	OPP. STRENGTH	TEAM	ADJ.	CONF.	ADJ CONF.
Average RPI Loss:	80	RECORD	PCT. RANK	GAMES	SCHEDULE	OF SCHEDULE	RPI	RPI	RPI	RPI
DIV. I ONLY	16- 5	42	1- 0	228	123	81	81	12	12	
DIV. I NON-CONF.	8- 2	52	0- 0	291	156	109	109	15	15	
TOTALS	RPI 1-25	RPI 26-50	W-L RECORDS	RPI 51-100	RPI 101-150	RPI 150+				
16- 5	0- 1	0- 0	OVERALL	1- 2	1- 1	14- 1				
7- 1	0- 0	0- 0	HOME	1- 1	0- 0	6- 0				
7- 4	0- 1	0- 0	AWAY	0- 1	1- 1	6- 1				
2- 0	0- 0	0- 0	NEUTRAL	0- 0	0- 0	2- 0				
8- 2	0- 1	0- 0	NON-CONFERENCE	0- 1	0- 0	8- 0				
3- 1	0- 0	0- 0	HOME	0- 1	0- 0	3- 0				
3- 1	0- 1	0- 0	AWAY	0- 0	0- 0	3- 0				
2- 0	0- 0	0- 0	NEUTRAL	0- 0	0- 0	2- 0				
8- 3	0- 0	0- 0	CONFERENCE	1- 1	1- 1	6- 1				
4- 0	0- 0	0- 0	HOME	1- 0	0- 0	3- 0				
4- 3	0- 0	0- 0	AWAY	0- 1	1- 1	3- 1				
0- 0	0- 0	0- 0	NEUTRAL	0- 0	0- 0	0- 0				

RPI 1-25				RPI 26-50				RPI 51-100				Team's RPI: 81		RPI 101+			
RPI	S	Opponent	Score	RPI	S	Opponent	Score	RPI	S	Opponent	Score			RPI	S	Opponent	Score
18	A	Florida St.	67 103					56	H	Middle Tenn.	64 67			111	A	South Alabama	77 80
								58	A	Little Rock	72 76			141	A	Appalachian St.	83 72
								58	H	Little Rock	71 66			157	A	Georgia St.	80 84
														175	A	Arkansas St.	100 89
														175	H	Arkansas St.	87 79
														187	N	Sam Houston St.	84 79
														188	A	Coastal Caro.	82 81
														197	A	Ole Miss	71 54
														204	A	Jacksonville St.	89 63
														246	H	Alabama St.	116 46
														247	A	ETSU	84 66
														252	H	Louisiana	90 64
														271	H	Samford	72 52
														288	A	Ga. Southern	97 81
														290	H	Tennessee St.	92 67
														295	H	La.-Monroe	78 56
														309	N	Mississippi Val.	75 54
LAST 12 Division I GAMES:																	
175	A	Arkansas St.	100 89	288	A	Ga. Southern	97 81										
58	A	Little Rock	72 76	175	H	Arkansas St.	87 79										
111	A	South Alabama	77 80	58	H	Little Rock	71 66										
252	H	Louisiana	90 64	141	A	Appalachian St.	83 72										
295	H	La.-Monroe	78 56	188	A	Coastal Caro.	82 81										
157	A	Georgia St.	80 84	204	A	Jacksonville St.	89 63										

Non-Div I Games: Talladega 91 70

Troy

## Tulane

Through Games Of Feb. 9, 2019

Average RPI Win:	194	WON-LOST	WINNING	LAST 10	STRENGTH OF	OPP. STRENGTH	TEAM	ADJ.	CONF.	ADJ CONF.
Average RPI Loss:	120	RECORD	PCT. RANK	GAMES	SCHEDULE	OF SCHEDULE	RPI	RPI	RPI	RPI
DIV. I ONLY	14- 8	101	1- 0	195	96	133	133	9	9	
DIV. I NON-CONF.	10- 3	59	1- 0	215	70	90	90	9	9	
TOTALS	RPI 1-25	RPI 26-50	W-L RECORDS	RPI 51-100	RPI 101-150	RPI 150+				
14- 8	1- 1	0- 1	OVERALL	1- 1	1- 3	11- 2				
7- 4	0- 1	0- 0	HOME	0- 1	1- 1	6- 1				
4- 3	0- 0	0- 0	AWAY	1- 0	0- 2	3- 1				
3- 1	1- 0	0- 1	NEUTRAL	0- 0	0- 0	2- 0				
10- 3	1- 0	0- 1	NON-CONFERENCE	1- 1	1- 1	7- 0				
6- 1	0- 0	0- 0	HOME	0- 1	1- 0	5- 0				
1- 1	0- 0	0- 0	AWAY	1- 0	0- 1	0- 0				
3- 1	1- 0	0- 1	NEUTRAL	0- 0	0- 0	2- 0				
4- 5	0- 1	0- 0	CONFERENCE	0- 0	0- 2	4- 2				
1- 3	0- 1	0- 0	HOME	0- 0	0- 1	1- 1				
3- 2	0- 0	0- 0	AWAY	0- 0	0- 1	3- 1				
0- 0	0- 0	0- 0	NEUTRAL	0- 0	0- 0	0- 0				

RPI 1-25				RPI 26-50				RPI 51-100				RPI 101+ Team's RPI: 133			
RPI	S	Opponent	Score	RPI	S	Opponent	Score	RPI	S	Opponent	Score	RPI	S	Opponent	Score
6	H	UConn	33 75	30	N	California	57 65	53	A	LSU	56 54	128	A	Alabama	58 69
25	N	Central Mich.	68 57					72	H	Old Dominion	48 56	134	A	South Fla.	46 73
												134	H	South Fla.	45 50
												143	H	Washington	63 51
												172	A	Temple	66 57
												181	H	Nicholls St.	71 46
												183	H	Texas St.	67 61
												191	H	Southern Miss.	71 54
												202	A	East Carolina	61 63
												202	H	East Carolina	68 57
												207	A	SMU	61 43
												217	H	Texas Southern	62 56
												229	A	Memphis	62 61
												251	H	Wichita St.	44 62
												269	N	Cleveland St.	81 72
												294	H	Fla. Atlantic	88 45
												349	N	Florida A&M	78 34
LAST 12 Division I GAMES:															
183	H	Texas St.	67 61	6	H	UConn	33 75								
134	H	South Fla.	45 50	207	A	SMU	61 43								
202	A	East Carolina	61 63	172	A	Temple	66 57								
229	A	Memphis	62 61	202	H	East Carolina	68 57								
251	H	Wichita St.	44 62	349	N	Florida A&M	78 34								
134	A	South Fla.	46 73	25	N	Central Mich.	68 57								

Non-Div I Games:

Tulane

■ Loss, 
 ■ Non-Conf, S Site, 
 ■ Home 
 ■ Away 
 N Neutral



Average RPI Win:	203	WON-LOST	WINNING	LAST 10	STRENGTH OF	OPP. STRENGTH	TEAM	ADJ.	CONF.	ADJ CONF.
Average RPI Loss:	96	RECORD	PCT. RANK	GAMES	SCHEDULE	OF SCHEDULE	RPI	RPI	RPI	RPI
DIV. I ONLY	10- 12	194	0- 1	97	94	158	158	9	9	
DIV. I NON-CONF.	6- 7	172	0- 1	70	74	125	125	9	9	
TOTALS	RPI 1-25	RPI 26-50	W-L RECORDS	RPI 51-100	RPI 101-150	RPI 150+				
10- 12	0- 2	0- 0	OVERALL	0- 6	1- 1	9- 3				
7- 4	0- 0	0- 0	HOME	0- 3	0- 0	7- 1				
2- 8	0- 2	0- 0	AWAY	0- 3	0- 1	2- 2				
1- 0	0- 0	0- 0	NEUTRAL	0- 0	1- 0	0- 0				
6- 7	0- 1	0- 0	NON-CONFERENCE	0- 5	1- 0	5- 1				
4- 2	0- 0	0- 0	HOME	0- 2	0- 0	4- 0				
1- 5	0- 1	0- 0	AWAY	0- 3	0- 0	1- 1				
1- 0	0- 0	0- 0	NEUTRAL	0- 0	1- 0	0- 0				
4- 5	0- 1	0- 0	CONFERENCE	0- 1	0- 1	4- 2				
3- 2	0- 0	0- 0	HOME	0- 1	0- 0	3- 1				
1- 3	0- 1	0- 0	AWAY	0- 0	0- 1	1- 1				
0- 0	0- 0	0- 0	NEUTRAL	0- 0	0- 0	0- 0				










































RPI 1-25				RPI 26-50				RPI 51-100				RPI 101+ Team's RPI: 158			
RPI	S	Opponent	Score	RPI	S	Opponent	Score	RPI	S	Opponent	Score	RPI	S	Opponent	Score
14	A	UCF	44 60					54	A	SFA	34 76	112	A	Houston	44 76
17	A	Arizona St.	52 70					58	H	Little Rock	53 63	128	N	Alabama	80 73
								62	A	Belmont	53 78	167	H	Abilene Christian	75 63
								74	H	Arkansas	59 61	172	H	Temple	61 75
								89	H	Cincinnati	50 70	175	A	Arkansas St.	60 73
								94	A	American	52 68	178	A	Oral Roberts	76 68
												193	H	Saint Louis	86 75
												202	A	East Carolina	75 55
												207	H	SMU	49 35
												215	H	Stetson	55 54
												229	A	Memphis	56 59
												229	H	Memphis	46 39
												251	H	Wichita St.	63 49
												264	H	UTEP	66 45
LAST 12 Division I GAMES:															
17	A	Arizona St.	52 70	14	A	UCF	44 60								
207	H	SMU	49 35	202	A	East Carolina	75 55								
229	A	Memphis	56 59	229	H	Memphis	46 39								
172	H	Temple	61 75	251	H	Wichita St.	63 49								
112	A	Houston	44 76	264	H	UTEP	66 45								
89	H	Cincinnati	50 70	74	H	Arkansas	59 61								

Non-Div I Games:

Tulsa



■ Loss, 
 ■ Non-Conf, 
 ■ S Site, 
 ■ H Home 
 ■ A Away 
 N Neutral

Average RPI Win:	243	WON-LOST	WINNING	LAST 10	STRENGTH OF	OPP. STRENGTH	TEAM	ADJ.	CONF.	ADJ CONF.
Average RPI Loss:	91	RECORD	PCT. RANK	GAMES	SCHEDULE	OF SCHEDULE	RPI	RPI	RPI	RPI
DIV. I ONLY	18- 5	32	0- 1	310	172	129	129	14	14	
DIV. I NON-CONF.	11- 1	13	0- 1	342	259	129	129	18	18	
TOTALS	RPI 1-25	RPI 26-50	W-L RECORDS	RPI 51-100	RPI 101-150	RPI 150+				
18- 5	0- 0	0- 1	OVERALL	2- 2	1- 1	15- 1				
7- 2	0- 0	0- 1	HOME	0- 0	1- 1	6- 0				
9- 2	0- 0	0- 0	AWAY	2- 1	0- 0	7- 1				
2- 1	0- 0	0- 0	NEUTRAL	0- 1	0- 0	2- 0				
11- 1	0- 0	0- 0	NON-CONFERENCE	1- 1	1- 0	9- 0				
5- 0	0- 0	0- 0	HOME	0- 0	1- 0	4- 0				
4- 0	0- 0	0- 0	AWAY	1- 0	0- 0	3- 0				
2- 1	0- 0	0- 0	NEUTRAL	0- 1	0- 0	2- 0				
7- 4	0- 0	0- 1	CONFERENCE	1- 1	0- 1	6- 1				
2- 2	0- 0	0- 1	HOME	0- 0	0- 1	2- 0				
5- 2	0- 0	0- 0	AWAY	1- 1	0- 0	4- 1				
0- 0	0- 0	0- 0	NEUTRAL	0- 0	0- 0	0- 0				

RPI 1-25	RPI 26-50	RPI 51-100	RPI 101+	Team's RPI: 129
RPI S Opponent Score	RPI S Opponent Score	RPI S Opponent Score	RPI S Opponent Score	
	34  Rice 43  55	56  Middle Tenn. 44  60	141  Appalachian St. 80 61	
		64 N Tennessee 69  73	150  Louisiana Tech 68  73	
		71  FGCU 62 60	153  Charlotte 56  60	
		72  Old Dominion 69 61	156 N Oklahoma 89 84	
			173  North Texas 70 60	
			191  Southern Miss. 71 60	
			229  Memphis 85 54	
			246  Alabama St. 62 47	
			264  UTEP 74 48	
			271  Samford 66 41	
			294  Fla. Atlantic 89 64	
			297  UTSA 59 42	
			300  Alabama A&M 82 47	
			324  FIU 83 59	
			327 N Coppin St. 86 61	
			329  McNeese 91 48	
			346  Chicago St. 90 45	
			350  Alcorn 80 53	
LAST 12 Division I GAMES:				
64 N Tennessee 69  73	297  UTSA 59 42			
153  Charlotte 56  60	264  UTEP 74 48			
72  Old Dominion 69 61	191  Southern Miss. 71 60			
56  Middle Tenn. 44  60	150  Louisiana Tech 68  73			
34  Rice 43  55	324  FIU 83 59			
173  North Texas 70 60	294  Fla. Atlantic 89 64			

Non-Div I Games: Ala.-Huntsville 83 58

UAB

 Loss,  Non-Conf, S Site,  Home  Away N Neutral

Average RPI Win:	218	WON-LOST	WINNING	LAST 10	STRENGTH OF	OPP. STRENGTH	TEAM	ADJ.	CONF.	ADJ CONF.
Average RPI Loss:	121	RECORD	PCT. RANK	GAMES	SCHEDULE	OF SCHEDULE	RPI	RPI	RPI	RPI
DIV. I ONLY	16- 6	57	0- 1	226	145	92	92	20	20	
DIV. I NON-CONF.	7- 5	132	0- 1	211	55	116	116	20	20	
TOTALS	RPI 1-25	RPI 26-50	W-L RECORDS	RPI 51-100	RPI 101-150	RPI 150+				
16- 6	0- 1	1- 0	OVERALL	0- 2	1- 1	14- 2				
7- 1	0- 0	1- 0	HOME	0- 1	0- 0	6- 0				
8- 5	0- 1	0- 0	AWAY	0- 1	1- 1	7- 2				
1- 0	0- 0	0- 0	NEUTRAL	0- 0	0- 0	1- 0				
7- 5	0- 1	1- 0	NON-CONFERENCE	0- 2	1- 1	5- 1				
3- 1	0- 0	1- 0	HOME	0- 1	0- 0	2- 0				
3- 4	0- 1	0- 0	AWAY	0- 1	1- 1	2- 1				
1- 0	0- 0	0- 0	NEUTRAL	0- 0	0- 0	1- 0				
9- 1	0- 0	0- 0	CONFERENCE	0- 0	0- 0	9- 1				
4- 0	0- 0	0- 0	HOME	0- 0	0- 0	4- 0				
5- 1	0- 0	0- 0	AWAY	0- 0	0- 0	5- 1				
0- 0	0- 0	0- 0	NEUTRAL	0- 0	0- 0	0- 0				

RPI 1-25				RPI 26-50				RPI 51-100				Team's RPI: 92	RPI 101+			
RPI	S	Opponent	Score	RPI	S	Opponent	Score	RPI	S	Opponent	Score		RPI	S	Opponent	Score
4	A	Stanford	43 71	49	H	Saint Mary's (CA)	76 74	79	H	Pacific	80 83		123	A	Washington St.	75 62
								99	A	Loyola Marymount	53 60		140	A	Portland St.	50 65
													155	A	CSUN	60 49
													155	H	CSUN	70 54
													164	A	UC Riverside	67 59
													165	A	Montana	56 62
													169	H	UC Irvine	80 57
													230	A	Sacramento St.	109 60
													232	N	Nevada	84 68
													236	A	Hawaii	60 65
													240	A	San Francisco	70 68
													244	A	Cal St. Fullerton	75 39
													244	H	Cal St. Fullerton	75 51
													259	H	Long Beach St.	70 50
													270	H	Southern Utah	68 45
													292	A	UC Santa Barbara	70 44
													312	A	Cal Poly	85 61
													343	H	Seattle U	76 59
LAST 12 Division I GAMES:																
				165	A	Montana	56 62					155	A	CSUN	60 49	
				312	A	Cal Poly	85 61					169	H	UC Irvine	80 57	
				292	A	UC Santa Barbara	70 44					244	H	Cal St. Fullerton	75 51	
				155	H	CSUN	70 54					236	A	Hawaii	60 65	
				259	H	Long Beach St.	70 50					164	A	UC Riverside	67 59	
				244	A	Cal St. Fullerton	75 39					49	H	Saint Mary's (CA)	76 74	

Non-Div I Games: Dominican (CA) 92 42

UC Davis

■ Loss, 
 ■ Non-Conf, 
 ■ S Site, 
 ■ Home 
 ■ Away 
 N Neutral

Average RPI Win:	255	WON-LOST	WINNING	LAST 10	STRENGTH OF	OPP. STRENGTH	TEAM	ADJ.	CONF.	ADJ CONF.
Average RPI Loss:	140	RECORD	PCT. RANK	GAMES	SCHEDULE	OF SCHEDULE	RPI	RPI	RPI	RPI
DIV. I ONLY	14- 5	56	1- 0	331	221	169	169	20	20	
DIV. I NON-CONF.	9- 2	43	0- 0	322	232	150	150	20	20	
TOTALS	RPI 1-25	RPI 26-50	W-L RECORDS	RPI 51-100	RPI 101-150	RPI 150+				
14- 5	0- 1	0- 0	OVERALL	0- 1	1- 0	13- 3				
8- 2	0- 0	0- 0	HOME	0- 0	0- 0	8- 2				
4- 3	0- 1	0- 0	AWAY	0- 1	1- 0	3- 1				
2- 0	0- 0	0- 0	NEUTRAL	0- 0	0- 0	2- 0				
9- 2	0- 1	0- 0	NON-CONFERENCE	0- 0	1- 0	8- 1				
4- 1	0- 0	0- 0	HOME	0- 0	0- 0	4- 1				
3- 1	0- 1	0- 0	AWAY	0- 0	1- 0	2- 0				
2- 0	0- 0	0- 0	NEUTRAL	0- 0	0- 0	2- 0				
5- 3	0- 0	0- 0	CONFERENCE	0- 1	0- 0	5- 2				
4- 1	0- 0	0- 0	HOME	0- 0	0- 0	4- 1				
1- 2	0- 0	0- 0	AWAY	0- 1	0- 0	1- 1				
0- 0	0- 0	0- 0	NEUTRAL	0- 0	0- 0	0- 0				

RPI 1-25				RPI 26-50				RPI 51-100				RPI 101+ Team's RPI: 169			
RPI	S	Opponent	Score	RPI	S	Opponent	Score	RPI	S	Opponent	Score	RPI	S	Opponent	Score
5	A	Oregon	69 115					92	A	UC Davis	57 80	140	A	Portland St.	73 68
												155	H	CSUN	65 61
												161	A	Portland	84 69
												164	A	UC Riverside	72 88
												174	N	Indiana St.	77 61
												205	H	San Diego St.	70 78
												212	H	UNLV	57 55
												236	H	Hawaii	68 70
												244	H	Cal St. Fullerton	65 61
												270	H	Southern Utah	75 58
												273	H	CSU Bakersfield	85 78
												292	H	UC Santa Barbara	74 68
												312	A	Cal Poly	75 59
												312	H	Cal Poly	73 57
												325	A	San Jose St.	74 66
												343	H	Seattle U	65 60
												351	N	LIU Brooklyn	84 71
LAST 12 Division I GAMES:															
244	H	Cal St. Fullerton	65 61	155	H	CSUN	65 61								
236	H	Hawaii	68 70	312	A	Cal Poly	75 59								
292	H	UC Santa Barbara	74 68	343	H	Seattle U	65 60								
312	H	Cal Poly	73 57	5	A	Oregon	69 115								
92	A	UC Davis	57 80	140	A	Portland St.	73 68								
164	A	UC Riverside	72 88	161	A	Portland	84 69								

Non-Div I Games: LIFE Pacific 105 31

UC Irvine

■ Loss, 
 ■ Non-Conf, S Site, 
 ■ Home 
 ■ Away 
 N Neutral

## UC Riverside

Through Games Of Feb. 9, 2019

Average RPI Win:	237	WON-LOST	WINNING	LAST 10	STRENGTH OF	OPP. STRENGTH	TEAM	ADJ.	CONF.	ADJ CONF.
Average RPI Loss:	131	RECORD	PCT. RANK	GAMES	SCHEDULE	OF SCHEDULE	RPI	RPI	RPI	RPI
DIV. I ONLY	11- 11	163	1- 0	156	200	164	164	20	20	
DIV. I NON-CONF.	6- 8	199	1- 0	131	175	157	157	20	20	
TOTALS	RPI 1-25	RPI 26-50	W-L RECORDS	RPI 51-100	RPI 101-150	RPI 150+				
11- 11	0- 2	0- 2	OVERALL	0- 1	0- 1	11- 5				
6- 2	0- 0	0- 0	HOME	0- 1	0- 0	6- 1				
4- 6	0- 0	0- 2	AWAY	0- 0	0- 1	4- 3				
1- 3	0- 2	0- 0	NEUTRAL	0- 0	0- 0	1- 1				
6- 8	0- 2	0- 2	NON-CONFERENCE	0- 0	0- 1	6- 3				
3- 0	0- 0	0- 0	HOME	0- 0	0- 0	3- 0				
2- 5	0- 0	0- 2	AWAY	0- 0	0- 1	2- 2				
1- 3	0- 2	0- 0	NEUTRAL	0- 0	0- 0	1- 1				
5- 3	0- 0	0- 0	CONFERENCE	0- 1	0- 0	5- 2				
3- 2	0- 0	0- 0	HOME	0- 1	0- 0	3- 1				
2- 1	0- 0	0- 0	AWAY	0- 0	0- 0	2- 1				
0- 0	0- 0	0- 0	NEUTRAL	0- 0	0- 0	0- 0				

RPI 1-25				RPI 26-50				RPI 51-100				RPI 101+ Team's RPI: 164			
RPI	S	Opponent	Score	RPI	S	Opponent	Score	RPI	S	Opponent	Score	RPI	S	Opponent	Score
5	N	Oregon	44 94	37	A	BYU	70 72	92	H	UC Davis	59 67	103	A	Oklahoma St.	51 76
20	N	Texas A&M	63 70	43	A	Southern California	55 73					155	A	CSUN	56 69
												166	H	New Mexico St.	65 64
												169	H	UC Irvine	88 72
												188	H	Coastal Caro.	62 43
												189	N	Milwaukee	54 56
												196	N	Eastern Wash.	57 45
												236	A	Hawaii	60 55
												244	H	Cal St. Fullerton	62 59
												259	A	Long Beach St.	73 59
												259	H	Long Beach St.	45 63
												261	A	California Baptist	57 65
												270	H	Southern Utah	56 50
												273	A	CSU Bakersfield	79 67
												282	A	Utah Valley	53 56
												292	H	UC Santa Barbara	73 60
												314	A	Weber St.	71 39
LAST 12 Division I GAMES:															
270	H	Southern Utah	56 50	169	H	UC Irvine	88 72								
244	H	Cal St. Fullerton	62 59	259	H	Long Beach St.	45 63								
292	H	UC Santa Barbara	73 60	92	H	UC Davis	59 67								
236	A	Hawaii	60 55	273	A	CSU Bakersfield	79 67								
259	A	Long Beach St.	73 59	166	H	New Mexico St.	65 64								
155	A	CSUN	56 69	282	A	Utah Valley	53 56								

Non-Div I Games:

UC Riverside

■ Loss, 
 ■ Non-Conf, 
 ■ S Site, 
 ■ Home 
 ■ A Away 
 N Neutral

Average RPI Win:	231	WON-LOST	WINNING	LAST 10	STRENGTH OF	OPP. STRENGTH	TEAM	ADJ.	CONF.	ADJ CONF.
Average RPI Loss:	169	RECORD	PCT. RANK	GAMES	SCHEDULE	OF SCHEDULE	RPI	RPI	RPI	RPI
DIV. I ONLY	5- 17	309	1- 0	187	227	292	292	20	20	
DIV. I NON-CONF.	3- 10	278	1- 0	167	238	275	275	20	20	
TOTALS	RPI 1-25	RPI 26-50	W-L RECORDS	RPI 51-100	RPI 101-150	RPI 150+				
5- 17	0- 0	0- 3	OVERALL	0- 3	0- 0	5- 11				
3- 8	0- 0	0- 1	HOME	0- 2	0- 0	3- 5				
1- 9	0- 0	0- 2	AWAY	0- 1	0- 0	1- 6				
1- 0	0- 0	0- 0	NEUTRAL	0- 0	0- 0	1- 0				
3- 10	0- 0	0- 3	NON-CONFERENCE	0- 2	0- 0	3- 5				
1- 5	0- 0	0- 1	HOME	0- 1	0- 0	1- 3				
1- 5	0- 0	0- 2	AWAY	0- 1	0- 0	1- 2				
1- 0	0- 0	0- 0	NEUTRAL	0- 0	0- 0	1- 0				
2- 7	0- 0	0- 0	CONFERENCE	0- 1	0- 0	2- 6				
2- 3	0- 0	0- 0	HOME	0- 1	0- 0	2- 2				
0- 4	0- 0	0- 0	AWAY	0- 0	0- 0	0- 4				
0- 0	0- 0	0- 0	NEUTRAL	0- 0	0- 0	0- 0				

RPI S	Opponent	Score	RPI S	Opponent	Score	RPI S	Opponent	Score	RPI S	Opponent	Score	Team's RPI: 292
30	A California	45 69	79	A Pacific	53 69	155	A CSUN	65 73				
43	A Southern California	39 82	92	H UC Davis	44 70	155	H CSUN	61 60				
49	H Saint Mary's (CA)	55 80	99	H Loyola Marymount	57 70	164	A UC Riverside	60 73				
						166	H New Mexico St.	73 81				
						169	A UC Irvine	68 74				
						199	N Dartmouth	62 56				
						205	A San Diego St.	63 58				
						212	A UNLV	51 69				
						236	H Hawaii	35 47				
						244	H Cal St. Fullerton	52 59				
						259	H Long Beach St.	60 54				
						261	H California Baptist	64 76				
						273	H CSU Bakersfield	48 56				
						282	A Utah Valley	54 63				
						312	A Cal Poly	67 75				
						338	H Grand Canyon	66 55				
LAST 12 Division I GAMES:												
199	N Dartmouth	62 56	244	H Cal St. Fullerton	52 59							
155	H CSUN	61 60	259	H Long Beach St.	60 54							
92	H UC Davis	44 70	312	A Cal Poly	67 75							
164	A UC Riverside	60 73	155	A CSUN	65 73							
169	A UC Irvine	68 74	166	H New Mexico St.	73 81							
236	H Hawaii	35 47	205	A San Diego St.	63 58							

Non-Div I Games:

UC Santa Barbara

Average RPI Win:	155	WON-LOST	WINNING	LAST 10	STRENGTH OF	OPP. STRENGTH	TEAM	ADJ.	CONF.	ADJ CONF.
Average RPI Loss:	13	RECORD	PCT. RANK	GAMES	SCHEDULE	OF SCHEDULE	RPI	RPI	RPI	RPI
DIV. I ONLY	20- 3	11	1- 0	70	69	14	14	9	9	
DIV. I NON-CONF.	11- 2	31	0- 0	73	30	15	15	9	9	
TOTALS	RPI 1-25	RPI 26-50	W-L RECORDS	RPI 51-100	RPI 101-150	RPI 150+				
20- 3	0- 3	1- 0	OVERALL	3- 0	5- 0	11- 0				
9- 0	0- 0	1- 0	HOME	2- 0	3- 0	3- 0				
10- 2	0- 2	0- 0	AWAY	1- 0	2- 0	7- 0				
1- 1	0- 1	0- 0	NEUTRAL	0- 0	0- 0	1- 0				
11- 2	0- 2	1- 0	NON-CONFERENCE	2- 0	2- 0	6- 0				
4- 0	0- 0	1- 0	HOME	1- 0	1- 0	1- 0				
6- 1	0- 1	0- 0	AWAY	1- 0	1- 0	4- 0				
1- 1	0- 1	0- 0	NEUTRAL	0- 0	0- 0	1- 0				
9- 1	0- 1	0- 0	CONFERENCE	1- 0	3- 0	5- 0				
5- 0	0- 0	0- 0	HOME	1- 0	2- 0	2- 0				
4- 1	0- 1	0- 0	AWAY	0- 0	1- 0	3- 0				
0- 0	0- 0	0- 0	NEUTRAL	0- 0	0- 0	0- 0				

RPI	S	Opponent	Score	RPI	S	Opponent	Score	RPI	S	Opponent	Score	RPI	S	Opponent	Score
6	A	UConn	57 93	42	H	Villanova	71 56	68	A	Quinnipiac	47 45	112	H	Houston	58 56
8	N	Syracuse	52 57					79	H	Pacific	64 57	126	A	Pittsburgh	61 58
25	A	Central Mich.	68 75					89	H	Cincinnati	56 55	134	A	South Fla.	62 49
												134	H	South Fla.	66 63
												145	H	Chattanooga	75 37
												151	A	Mercer	76 42
												154	A	Delaware	71 60
												158	H	Tulsa	60 44
												159	A	Duquesne	71 63
												202	A	East Carolina	61 58
												207	A	SMU	66 54
												207	H	SMU	55 43
												215	A	Stetson	78 55
												229	A	Memphis	68 55
												237	N	Liberty	53 45
												253	H	Richmond	70 48
LAST 12 Division I GAMES:															
207	A	SMU	66 54	158	H	Tulsa	60 44								
134	H	South Fla.	66 63	89	H	Cincinnati	56 55								
112	H	Houston	58 56	134	A	South Fla.	62 49								
6	A	UConn	57 93	229	A	Memphis	68 55								
202	A	East Carolina	61 58	68	A	Quinnipiac	47 45								
207	H	SMU	55 43	8	N	Syracuse	52 57								

Non-Div I Games:

UCF

■ Loss, 
■ Non-Conf, 
■ S Site, 
■ H Home 
■ A Away 
N Neutral

Average RPI Win:	120	WON-LOST	WINNING	LAST 10	STRENGTH OF	OPP. STRENGTH	TEAM	ADJ.	CONF.	ADJ CONF.
Average RPI Loss:	46	RECORD	PCT. RANK	GAMES	SCHEDULE	OF SCHEDULE	RPI	RPI	RPI	RPI
DIV. I ONLY	14- 9	114	1- 0	22	12	44	44	2	2	
DIV. I NON-CONF.	7- 5	132	0- 0	49	49	95	95	2	2	
TOTALS	RPI 1-25	RPI 26-50	W-L RECORDS	RPI 51-100	RPI 101-150	RPI 150+				
14- 9	1- 2	3- 5	OVERALL	2- 1	6- 1	2- 0				
8- 4	0- 1	1- 3	HOME	1- 0	5- 0	1- 0				
6- 2	1- 1	2- 0	AWAY	1- 1	1- 0	1- 0				
0- 3	0- 0	0- 2	NEUTRAL	0- 0	0- 1	0- 0				
7- 5	0- 0	1- 3	NON-CONFERENCE	1- 1	3- 1	2- 0				
6- 1	0- 0	1- 1	HOME	1- 0	3- 0	1- 0				
1- 1	0- 0	0- 0	AWAY	0- 1	0- 0	1- 0				
0- 3	0- 0	0- 2	NEUTRAL	0- 0	0- 1	0- 0				
7- 4	1- 2	2- 2	CONFERENCE	1- 0	3- 0	0- 0				
2- 3	0- 1	0- 2	HOME	0- 0	2- 0	0- 0				
5- 1	1- 1	2- 0	AWAY	1- 0	1- 0	0- 0				
0- 0	0- 0	0- 0	NEUTRAL	0- 0	0- 0	0- 0				

RPI 1-25				RPI 26-50				Team's RPI: 44				RPI 51-100				RPI 101+			
RPI	S	Opponent	Score	RPI	S	Opponent	Score	RPI	S	Opponent	Score	RPI	S	Opponent	Score	RPI	S	Opponent	Score
4	A	Stanford	80 86	26	N	Kentucky	74 75	78	A	Arizona	98 93	103	H	Oklahoma St.	71 59				
5	H	Oregon	52 72	27	N	North Carolina	49 83	99	A	Loyola Marymount	63 69	110	H	Seton Hall	78 62				
17	A	Arizona St.	61 59	30	A	California	84 79	100	H	Georgia	80 69	113	H	Fresno St.	89 80				
				33	H	Oregon St.	73 83					123	H	Washington St.	83 56				
				34	H	Rice	59 50					134	N	South Fla.	56 60				
				39	H	Indiana	65 67					143	H	Washington	76 60				
				43	A	Southern California	72 65					147	A	Colorado	64 60				
				43	H	Southern California	67 72					312	H	Cal Poly	81 35				
												331	A	UIC	78 47				
LAST 12 Division I GAMES:																			
147	A	Colorado	64 60	5	H	Oregon	52 72												
143	H	Washington	76 60	33	H	Oregon St.	73 83												
123	H	Washington St.	83 56	4	A	Stanford	80 86												
78	A	Arizona	98 93	30	A	California	84 79												
17	A	Arizona St.	61 59	43	A	Southern California	72 65												
43	H	Southern California	67 72	312	H	Cal Poly	81 35												

Non-Div I Games:

UCLA

■ Loss, 
 ■ Non-Conf, 
 ■ S Site, 
 ■ H Home 
 ■ A Away 
 N Neutral



Average RPI Win:	119	WON-LOST	WINNING	LAST 10	STRENGTH OF	OPP. STRENGTH	TEAM	ADJ.	CONF.	ADJ CONF.
Average RPI Loss:	3	RECORD	PCT. RANK	GAMES	SCHEDULE	OF SCHEDULE	RPI	RPI	RPI	RPI
DIV. I ONLY	21- 2	6	1- 0	41	6	6	6	9	9	
DIV. I NON-CONF.	11- 2	31	0- 0	34	1	8	8	9	9	
TOTALS	RPI 1-25	RPI 26-50	W-L RECORDS	RPI 51-100	RPI 101-150	RPI 150+				
21- 2	2- 2	3- 0	OVERALL	2- 0	6- 0	8- 0				
9- 0	1- 0	1- 0	HOME	1- 0	3- 0	3- 0				
8- 2	1- 2	1- 0	AWAY	1- 0	2- 0	3- 0				
4- 0	0- 0	1- 0	NEUTRAL	0- 0	1- 0	2- 0				
11- 2	1- 2	3- 0	NON-CONFERENCE	0- 0	3- 0	4- 0				
3- 0	0- 0	1- 0	HOME	0- 0	2- 0	0- 0				
4- 2	1- 2	1- 0	AWAY	0- 0	0- 0	2- 0				
4- 0	0- 0	1- 0	NEUTRAL	0- 0	1- 0	2- 0				
10- 0	1- 0	0- 0	CONFERENCE	2- 0	3- 0	4- 0				
6- 0	1- 0	0- 0	HOME	1- 0	1- 0	3- 0				
4- 0	0- 0	0- 0	AWAY	1- 0	2- 0	1- 0				
0- 0	0- 0	0- 0	NEUTRAL	0- 0	0- 0	0- 0				

RPI	S	Opponent	Score	RPI	S	Opponent	Score	RPI	S	Opponent	Score	RPI	S	Opponent	Score
1	A	Notre Dame	89 71	30	A	California	76 66	89	A	Cincinnati	65 55	101	H	Ohio St.	85 53
2	A	Baylor	57 68	36	H	DePaul	99 63	89	H	Cincinnati	82 38	110	H	Seton Hall	99 61
3	A	Louisville	69 78	46	N	Purdue	86 40					112	A	Houston	81 61
14	H	UCF	93 57									119	N	St. John's (NY)	65 55
												133	A	Tulane	75 33
												134	H	South Fla.	63 46
												156	A	Oklahoma	72 63
												172	A	Temple	88 67
												172	H	Temple	109 74
												179	N	Vanderbilt	80 42
												193	A	Saint Louis	98 42
												197	N	Ole Miss	90 50
												202	H	East Carolina	118 55
												207	H	SMU	79 39
LAST 12 Division I GAMES:															
172	H	Temple	109 74	172	A	Temple	88 67								
202	H	East Carolina	118 55	133	A	Tulane	75 33								
89	A	Cincinnati	65 55	134	H	South Fla.	63 46								
3	A	Louisville	69 78	89	H	Cincinnati	82 38								
14	H	UCF	93 57	112	A	Houston	81 61								
207	H	SMU	79 39	2	A	Baylor	57 68								

Non-Div I Games:

UConn

■ Loss, 
 ■ Non-Conf, S Site, 
 ■ Home 
 ■ Away 
 N Neutral

Average RPI Win:	312	WON-LOST	WINNING	LAST 10	STRENGTH OF	OPP. STRENGTH	TEAM	ADJ.	CONF.	ADJ CONF.
Average RPI Loss:	175	RECORD	PCT. RANK	GAMES	SCHEDULE	OF SCHEDULE	RPI	RPI	RPI	RPI
DIV. I ONLY	3- 20	334	0- 1	269	211	331	331	21	21	
DIV. I NON-CONF.	2- 9	297	0- 0	236	211	309	309	17	17	
TOTALS	RPI 1-25	RPI 26-50	W-L RECORDS	RPI 51-100	RPI 101-150	RPI 150+				
3- 20	0- 1	0- 1	OVERALL	0- 5	0- 2	3- 11				
2- 7	0- 0	0- 1	HOME	0- 2	0- 0	2- 4				
1- 11	0- 1	0- 0	AWAY	0- 3	0- 2	1- 5				
0- 2	0- 0	0- 0	NEUTRAL	0- 0	0- 0	0- 2				
2- 9	0- 1	0- 1	NON-CONFERENCE	0- 2	0- 0	2- 5				
1- 3	0- 0	0- 1	HOME	0- 1	0- 0	1- 1				
1- 4	0- 1	0- 0	AWAY	0- 1	0- 0	1- 2				
0- 2	0- 0	0- 0	NEUTRAL	0- 0	0- 0	0- 2				
1- 11	0- 0	0- 0	CONFERENCE	0- 3	0- 2	1- 6				
1- 4	0- 0	0- 0	HOME	0- 1	0- 0	1- 3				
0- 7	0- 0	0- 0	AWAY	0- 2	0- 2	0- 3				
0- 0	0- 0	0- 0	NEUTRAL	0- 0	0- 0	0- 0				

RPI 1-25				RPI 26-50				RPI 51-100				RPI 101+ Team's RPI: 331			
RPI	S	Opponent	Score	RPI	S	Opponent	Score	RPI	S	Opponent	Score	RPI	S	Opponent	Score
9	A	Marquette	32 96	44	H	UCLA	47 78	61	H	Miami (OH)	56 65	124	A	IUPUI	43 71
								65	A	Green Bay	32 62	127	A	Youngstown St.	29 81
								77	A	Wright St.	47 72	174	A	Indiana St.	53 60
								77	H	Wright St.	46 79	185	A	Eastern Mich.	38 52
								82	A	Northwestern	44 87	189	A	Milwaukee	53 72
												248	H	Loyola Chicago	60 75
												269	A	Cleveland St.	53 71
												269	H	Cleveland St.	48 74
												279	A	Northern Ky.	44 78
												279	H	Northern Ky.	49 67
												293	H	Valparaiso	75 65
												298	N	Jackson St.	57 72
												304	H	Oakland	69 65
												308	N	Fairfield	60 68
												336	H	Detroit Mercy	36 42
												339	A	Evansville	62 54
LAST 12 Division I GAMES:															
269	H	Cleveland St.	48 74	336	H	Detroit Mercy	36 42								
279	A	Northern Ky.	44 78	304	H	Oakland	69 65								
77	A	Wright St.	47 72	269	A	Cleveland St.	53 71								
189	A	Milwaukee	53 72	127	A	Youngstown St.	29 81								
65	A	Green Bay	32 62	77	H	Wright St.	46 79								
124	A	IUPUI	43 71	279	H	Northern Ky.	49 67								

Non-Div I Games:

UIC

■ Loss, 
 ■ Non-Conf, S Site, 
 ■ Home 
 ■ Away 
 N Neutral

UMBC				STRENGTH OF SCHEDULE	OPP. STRENGTH OF SCHEDULE	TEAM RPI	ADJ. RPI	CONF. RPI	ADJ CONF. RPI
Average RPI Win:	305	WON-LOST RECORD	WINNING PCT. RANK						
Average RPI Loss:	168		LAST 10 GAMES						
DIV. I ONLY	5- 15	301	0- 1	253	250	296	296	23	23
DIV. I NON-CONF.	4- 6	212	0- 0	298	264	274	274	24	24
-----									
TOTALS	RPI 1-25	RPI 26-50	W-L RECORDS	RPI 51-100	RPI 101-150	RPI 150+			
5- 15	0- 1	0- 0	OVERALL	0- 3	0- 3	5- 8			
1- 8	0- 0	0- 0	HOME	0- 1	0- 2	1- 5			
2- 7	0- 1	0- 0	AWAY	0- 2	0- 1	2- 3			
2- 0	0- 0	0- 0	NEUTRAL	0- 0	0- 0	2- 0			
4- 6	0- 1	0- 0	NON-CONFERENCE	0- 1	0- 1	4- 3			
0- 4	0- 0	0- 0	HOME	0- 0	0- 1	0- 3			
2- 2	0- 1	0- 0	AWAY	0- 1	0- 0	2- 0			
2- 0	0- 0	0- 0	NEUTRAL	0- 0	0- 0	2- 0			
1- 9	0- 0	0- 0	CONFERENCE	0- 2	0- 2	1- 5			
1- 4	0- 0	0- 0	HOME	0- 1	0- 1	1- 2			
0- 5	0- 0	0- 0	AWAY	0- 1	0- 1	0- 3			
0- 0	0- 0	0- 0	NEUTRAL	0- 0	0- 0	0- 0			

RPI 1-25				RPI 26-50				RPI 51-100				RPI 101+ Team's RPI: 296			
RPI	S	Opponent	Score	RPI	S	Opponent	Score	RPI	S	Opponent	Score	RPI	S	Opponent	Score
19	A	Maryland	61 92					75	A	Maine	44 84	105	A	Hartford	47 92
								75	H	Maine	45 58	105	H	Hartford	52 66
								94	A	American	42 64	115	H	Towson	62 71
												160	A	Stony Brook	44 57
												177	H	UMES	67 73
												235	A	Albany (NY)	44 64
												243	H	Mt. St. Mary's	52 65
												256	H	Hofstra	42 45
												263	A	Binghamton	45 67
												275	H	Vermont	44 58
												291	A	Morgan St.	73 68
												297	N	UTSA	72 58
												299	N	Kennesaw St.	57 53
												310	H	New Hampshire	64 62
												318	H	UMass Lowell	55 67
												327	A	Coppin St.	57 52
LAST 12 Division I GAMES:															
75	H	Maine	45 58	263	A	Binghamton	45 67								
105	A	Hartford	47 92	318	H	UMass Lowell	55 67								
160	A	Stony Brook	44 57	105	H	Hartford	52 66								
310	H	New Hampshire	64 62	75	A	Maine	44 84								
275	H	Vermont	44 58	177	H	UMES	67 73								
235	A	Albany (NY)	44 64	291	A	Morgan St.	73 68								

Non-Div I Games: Notre Dame (MD) 81 43 Eastern 81 42 Gettysburg 65 51

UMBC

Loss, Non-Conf, S Site, H Home A Away N Neutral

Average RPI Win:	291	WON-LOST	WINNING	LAST 10	STRENGTH OF	OPP. STRENGTH	TEAM	ADJ.	CONF.	ADJ CONF.
Average RPI Loss:	149	RECORD	PCT. RANK	GAMES	SCHEDULE	OF SCHEDULE	RPI	RPI	RPI	RPI
DIV. I ONLY	12- 10	147	1- 0	275	309	177	177	32	32	
DIV. I NON-CONF.	2- 9	297	0- 0	217	59	256	256	32	32	
TOTALS	RPI 1-25	RPI 26-50	W-L RECORDS	RPI 51-100	RPI 101-150	RPI 150+				
12- 10	0- 3	0- 0	OVERALL	0- 1	0- 1	12- 5				
4- 2	0- 1	0- 0	HOME	0- 0	0- 0	4- 1				
8- 8	0- 2	0- 0	AWAY	0- 1	0- 1	8- 4				
0- 0	0- 0	0- 0	NEUTRAL	0- 0	0- 0	0- 0				
2- 9	0- 3	0- 0	NON-CONFERENCE	0- 1	0- 1	2- 4				
0- 1	0- 1	0- 0	HOME	0- 0	0- 0	0- 0				
2- 8	0- 2	0- 0	AWAY	0- 1	0- 1	2- 4				
0- 0	0- 0	0- 0	NEUTRAL	0- 0	0- 0	0- 0				
10- 1	0- 0	0- 0	CONFERENCE	0- 0	0- 0	10- 1				
4- 1	0- 0	0- 0	HOME	0- 0	0- 0	4- 1				
6- 0	0- 0	0- 0	AWAY	0- 0	0- 0	6- 0				
0- 0	0- 0	0- 0	NEUTRAL	0- 0	0- 0	0- 0				

RPI 1-25				RPI 26-50				RPI 51-100				RPI 101+ Team's RPI: 177			
RPI	S	Opponent	Score	RPI	S	Opponent	Score	RPI	S	Opponent	Score	RPI	S	Opponent	Score
8	A	Syracuse	51 96					90	A	Georgetown	55 74	108	A	Wake Forest	67 78
21	A	Miami (FL)	53 71									202	A	East Carolina	69 84
24	H	Buffalo	63 69									206	A	George Mason	49 70
												227	A	Howard	80 73
												227	H	Howard	80 72
												233	H	N.C. A&T	49 51
												243	A	Mt. St. Mary's	86 73
												253	A	Richmond	55 57
												257	A	Bethune-Cookman	64 52
												272	A	Norfolk St.	59 43
												291	A	Morgan St.	73 68
												296	A	UMBC	73 67
												301	H	South Carolina St.	63 43
												341	A	Longwood	71 83
												342	A	N.C. Central	69 61
												342	H	N.C. Central	59 49
												348	H	Savannah St.	78 46
												349	A	Florida A&M	68 36
LAST 12 Division I GAMES:															
342	A	N.C. Central	69 61	349	A	Florida A&M	68 36								
348	H	Savannah St.	78 46	233	H	N.C. A&T	49 51								
301	H	South Carolina St.	63 43	342	H	N.C. Central	59 49								
227	A	Howard	80 73	227	H	Howard	80 72								
272	A	Norfolk St.	59 43	291	A	Morgan St.	73 68								
257	A	Bethune-Cookman	64 52	296	A	UMBC	73 67								

Non-Div I Games: Regent 72 16 Cheyney 88 39

UMES

Loss, Non-Conf, S Site, H Home A Away N Neutral

Average RPI Win:	283	WON-LOST	WINNING	LAST 10	STRENGTH OF	OPP. STRENGTH	TEAM	ADJ.	CONF.	ADJ CONF.
Average RPI Loss:	170	RECORD	PCT. RANK	GAMES	SCHEDULE	OF SCHEDULE	RPI	RPI	RPI	RPI
DIV. I ONLY	9- 11	200	0- 1	271	312	239	239	30	30	
DIV. I NON-CONF.	4- 7	228	0- 0	164	239	206	206	30	30	
TOTALS	RPI 1-25	RPI 26-50	W-L RECORDS	RPI 51-100	RPI 101-150	RPI 150+				
9- 11	0- 0	0- 1	OVERALL	0- 1	1- 1	8- 8				
3- 6	0- 0	0- 0	HOME	0- 0	1- 0	2- 6				
6- 5	0- 0	0- 1	AWAY	0- 1	0- 1	6- 2				
0- 0	0- 0	0- 0	NEUTRAL	0- 0	0- 0	0- 0				
4- 7	0- 0	0- 1	NON-CONFERENCE	0- 1	1- 1	3- 4				
2- 2	0- 0	0- 0	HOME	0- 0	1- 0	1- 2				
2- 5	0- 0	0- 1	AWAY	0- 1	0- 1	2- 2				
0- 0	0- 0	0- 0	NEUTRAL	0- 0	0- 0	0- 0				
5- 4	0- 0	0- 0	CONFERENCE	0- 0	0- 0	5- 4				
1- 4	0- 0	0- 0	HOME	0- 0	0- 0	1- 4				
4- 0	0- 0	0- 0	AWAY	0- 0	0- 0	4- 0				
0- 0	0- 0	0- 0	NEUTRAL	0- 0	0- 0	0- 0				

RPI S	Opponent	Score	RPI S	Opponent	Score	RPI S	Opponent	Score	RPI S	Opponent	Score	Team's RPI: 239
31	A Missouri	59 66	55	A Kansas St.	50 61	118	A Kansas	55 67	150	H Louisiana Tech	80 70	
						166	H New Mexico St.	86 90	170	A Denver	75 92	
						178	A Oral Roberts	64 75	195	H Illinois St.	55 62	
						206	H George Mason	84 91	219	H UTRGV	56 75	
						248	A Loyola Chicago	88 74	258	H SIUE	80 75	
						261	A California Baptist	78 74	261	H California Baptist	92 95	
						273	H CSU Bakersfield	57 67	282	A Utah Valley	68 64	
						319	A North Dakota St.	69 59	338	H Grand Canyon	73 45	
						343	A Seattle U	86 62	346	A Chicago St.	111 58	
LAST 12 Division I GAMES:												
261	H California Baptist	92 95	273	H CSU Bakersfield	57 67							
219	H UTRGV	56 75	261	A California Baptist	78 74							
166	H New Mexico St.	86 90	346	A Chicago St.	111 58							
343	A Seattle U	86 62	195	H Illinois St.	55 62							
282	A Utah Valley	68 64	150	H Louisiana Tech	80 70							
338	H Grand Canyon	73 45	258	H SIUE	80 75							

Non-Div I Games: Peru St. 98 62 Mo.-St. Louis 92 63

UMKC

Loss, Non-Conf, S Site, H Home A Away N Neutral

Average RPI Win:	290	WON-LOST	WINNING	LAST 10	STRENGTH OF	OPP. STRENGTH	TEAM	ADJ.	CONF.	ADJ CONF.
Average RPI Loss:	204	RECORD	PCT. RANK	GAMES	SCHEDULE	OF SCHEDULE	RPI	RPI	RPI	RPI
DIV. I ONLY	5- 18	315	0- 1	292	314	318	318	23	23	
DIV. I NON-CONF.	3- 9	271	0- 0	284	337	306	306	24	24	
TOTALS	RPI 1-25	RPI 26-50	W-L RECORDS	RPI 51-100	RPI 101-150	RPI 150+				
5- 18	0- 0	0- 1	OVERALL	0- 2	0- 2	5- 13				
2- 7	0- 0	0- 0	HOME	0- 1	0- 1	2- 5				
3- 11	0- 0	0- 1	AWAY	0- 1	0- 1	3- 8				
0- 0	0- 0	0- 0	NEUTRAL	0- 0	0- 0	0- 0				
3- 9	0- 0	0- 1	NON-CONFERENCE	0- 1	0- 1	3- 6				
1- 3	0- 0	0- 0	HOME	0- 1	0- 0	1- 2				
2- 6	0- 0	0- 1	AWAY	0- 0	0- 1	2- 4				
0- 0	0- 0	0- 0	NEUTRAL	0- 0	0- 0	0- 0				
2- 9	0- 0	0- 0	CONFERENCE	0- 1	0- 1	2- 7				
1- 4	0- 0	0- 0	HOME	0- 0	0- 1	1- 3				
1- 5	0- 0	0- 0	AWAY	0- 1	0- 0	1- 4				
0- 0	0- 0	0- 0	NEUTRAL	0- 0	0- 0	0- 0				

RPI 1-25				RPI 26-50				RPI 51-100				RPI 101+				Team's RPI: 318	
RPI	S	Opponent	Score	RPI	S	Opponent	Score	RPI	S	Opponent	Score	RPI	S	Opponent	Score		
				45	A	Butler	36 89					105	H	Hartford	44 66		
								75	A	Maine	45 79	110	A	Seton Hall	57 90		
								97	H	Providence	47 71	160	A	Stony Brook	56 76		
												160	H	Stony Brook	47 64		
												198	A	Massachusetts	62 59		
												199	A	Dartmouth	54 70		
												208	A	Holy Cross	54 63		
												235	A	Albany (NY)	56 63		
												245	H	Colgate	52 61		
												263	H	Binghamton	50 70		
												275	A	Vermont	42 52		
												275	H	Vermont	54 51		
												277	A	Cornell	54 63		
												291	A	Morgan St.	49 61		
												296	A	UMBC	67 55		
												305	H	Bryant	57 58		
												310	A	New Hampshire	46 54		
												310	H	New Hampshire	53 56		
												328	H	Saint Peter's	59 57		
												351	A	LIU Brooklyn	69 64		
LAST 12 Division I GAMES:																	
				160	H	Stony Brook	47 64					235	A	Albany (NY)	56 63		
				310	A	New Hampshire	46 54					296	A	UMBC	67 55		
				275	A	Vermont	42 52					310	H	New Hampshire	53 56		
				75	A	Maine	45 79					160	A	Stony Brook	56 76		
				263	H	Binghamton	50 70					275	H	Vermont	54 51		
				105	H	Hartford	44 66					291	A	Morgan St.	49 61		

Non-Div I Games: Fisher 79 45

UMass Lowell

■ Loss, 
 ■ Non-Conf, 
 ■ S Site, 
 ■ H Home 
 ■ A Away 
 N Neutral

## UNC Asheville

Through Games Of Feb. 9, 2019

Average RPI Win:	267	WON-LOST	WINNING	LAST 10	STRENGTH OF	OPP. STRENGTH	TEAM	ADJ.	CONF.	ADJ CONF.
Average RPI Loss:	171	RECORD	PCT. RANK	GAMES	SCHEDULE	OF SCHEDULE	RPI	RPI	RPI	RPI
DIV. I ONLY	10- 11	180	0- 1	204	333	194	194	28	28	
DIV. I NON-CONF.	4- 6	212	0- 0	120	311	199	199	29	29	
TOTALS	RPI 1-25	RPI 26-50	W-L RECORDS	RPI 51-100	RPI 101-150	RPI 150+				
10- 11	0- 0	0- 0	OVERALL	0- 3	2- 1	8- 7				
8- 1	0- 0	0- 0	HOME	0- 0	2- 0	6- 1				
2- 10	0- 0	0- 0	AWAY	0- 3	0- 1	2- 6				
0- 0	0- 0	0- 0	NEUTRAL	0- 0	0- 0	0- 0				
4- 6	0- 0	0- 0	NON-CONFERENCE	0- 2	1- 1	3- 3				
4- 0	0- 0	0- 0	HOME	0- 0	1- 0	3- 0				
0- 6	0- 0	0- 0	AWAY	0- 2	0- 1	0- 3				
0- 0	0- 0	0- 0	NEUTRAL	0- 0	0- 0	0- 0				
6- 5	0- 0	0- 0	CONFERENCE	0- 1	1- 0	5- 4				
4- 1	0- 0	0- 0	HOME	0- 0	1- 0	3- 1				
2- 4	0- 0	0- 0	AWAY	0- 1	0- 0	2- 3				
0- 0	0- 0	0- 0	NEUTRAL	0- 0	0- 0	0- 0				

RPI 1-25				RPI 26-50				RPI 51-100				RPI 101+				Team's RPI: 194	
RPI	S	Opponent	Score	RPI	S	Opponent	Score	RPI	S	Opponent	Score	RPI	S	Opponent	Score		
								56	A	Middle Tenn.	46	67	131	A	Tennessee Tech	53	60
								64	A	Tennessee	46	73	132	H	High Point	67	56
								95	A	Radford	46	60	149	H	Davidson	69	56
													151	A	Mercer	47	61
													153	A	Charlotte	53	70
													190	H	Hampton	58	61
													221	A	Furman	47	58
													241	A	Campbell	48	49
													241	H	Campbell	60	52
													247	H	ETSU	56	55
													260	A	Gardner-Webb	59	69
													262	H	Winthrop	70	36
													286	H	Wofford	60	46
													315	A	Charleston So.	59	70
													335	A	Presbyterian	52	43
													337	H	Western Caro.	74	49
													340	A	USC Upstate	93	86
													341	H	Longwood	80	55
LAST 12 Division I GAMES:																	
241	A	Campbell	48	49	340	A	USC Upstate	93	86								
315	A	Charleston So.	59	70	241	H	Campbell	60	52								
262	H	Winthrop	70	36	260	A	Gardner-Webb	59	69								
335	A	Presbyterian	52	43	190	H	Hampton	58	61								
341	H	Longwood	80	55	95	A	Radford	46	60								
132	H	High Point	67	56	151	A	Mercer	47	61								

Non-Div I Games: Warren Wilson 92 31

UNC Asheville

■ Loss, 
 ■ Non-Conf, 
 ■ S Site, 
 ■ H Home 
 ■ A Away 
 N Neutral

## Through Games Of Feb. 9, 2019

RPI 1-25				RPI 26-50				RPI 51-100				RPI 101+				Team's RPI: 313	
RPI	S	Opponent	Score	RPI	S	Opponent	Score	RPI	S	Opponent	Score	RPI	S	Opponent	Score		
				27	A	North Carolina	62 83					110	N	Seton Hall	64 71		
												132	A	High Point	75 82		
												141	A	Appalachian St.	65 68		
												145	A	Chattanooga	54 64		
												151	H	Mercer	58 71		
												157	A	Georgia St.	63 70		
												185	N	Eastern Mich.	49 44		
												188	H	Coastal Caro.	71 78		
												221	A	Furman	61 64		
												221	H	Furman	49 59		
												237	H	Liberty	48 45		
												241	A	Campbell	49 53		
												247	A	ETSU	76 85		
												253	A	Richmond	48 59		
												271	H	Samford	55 54		
												286	A	Wofford	66 93		
												286	H	Wofford	77 61		
												337	H	Western Caro.	71 59		
												342	A	N.C. Central	57 66		
LAST 12 Division I GAMES:																	
				221	H	Furman	49 59	271	H	Samford	55 54						
				286	H	Wofford	77 61	286	A	Wofford	66 93						
				145	A	Chattanooga	54 64	221	A	Furman	61 64						
				247	A	ETSU	76 85	253	A	Richmond	48 59						
				337	H	Western Caro.	71 59	188	H	Coastal Caro.	71 78						
				151	H	Mercer	58 71	110	N	Seton Hall	64 71						



RPI 1-25				RPI 26-50				RPI 51-100				RPI 101+				Team's RPI: 116	
RPI	S	Opponent	Score	RPI	S	Opponent	Score	RPI	S	Opponent	Score	RPI	S	Opponent	Score		
				27	A	North Carolina	55 82	83	A	Drexel	55 67	114	A	VCU	47 58		
				32	A	Ohio	72 95	85	H	Northeastern	83 70	115	H	Towson	77 73		
				34	H	James Madison	66 63					126	A	Pittsburgh	56 60		
												154	A	Delaware	53 65		
												162	A	William & Mary	64 70		
												200	A	Elon	75 70		
												200	H	Elon	76 51		
												202	A	East Carolina	71 68		
												256	H	Hofstra	89 54		
												281	H	Col. of Charleston	71 49		
												335	H	Presbyterian	63 48		
												338	H	Grand Canyon	77 55		
												341	H	Longwood	35 33		
												342	A	N.C. Central	89 82		
LAST 12 Division I GAMES:																	
				200	H	Elon	76 51	34	H	James Madison	66 63						
				85	H	Northeastern	83 70	200	A	Elon	75 70						
				256	H	Hofstra	89 54	162	A	William & Mary	64 70						
				83	A	Drexel	55 67	281	H	Col. of Charleston	71 49						
				154	A	Delaware	53 65	202	A	East Carolina	71 68						
				115	H	Towson	77 73	341	H	Longwood	35 33						

UNCW

Page 313

Average RPI Win:	216	WON-LOST	WINNING	LAST 10	STRENGTH OF	OPP. STRENGTH	TEAM	ADJ.	CONF.	ADJ CONF.
Average RPI Loss:	65	RECORD	PCT. RANK	GAMES	SCHEDULE	OF SCHEDULE	RPI	RPI	RPI	RPI
DIV. I ONLY	13- 8	111	0- 1	90	130	84	84	13	13	
DIV. I NON-CONF.	6- 5	143	0- 1	78	58	71	71	14	14	
TOTALS	RPI 1-25	RPI 26-50	W-L RECORDS	RPI 51-100	RPI 101-150	RPI 150+				
13- 8	0- 3	0- 0	OVERALL	0- 4	3- 0	10- 1				
7- 2	0- 1	0- 0	HOME	0- 1	1- 0	6- 0				
6- 5	0- 2	0- 0	AWAY	0- 2	2- 0	4- 1				
0- 1	0- 0	0- 0	NEUTRAL	0- 1	0- 0	0- 0				
6- 5	0- 2	0- 0	NON-CONFERENCE	0- 3	2- 0	4- 0				
4- 0	0- 0	0- 0	HOME	0- 0	1- 0	3- 0				
2- 4	0- 2	0- 0	AWAY	0- 2	1- 0	1- 0				
0- 1	0- 0	0- 0	NEUTRAL	0- 1	0- 0	0- 0				
7- 3	0- 1	0- 0	CONFERENCE	0- 1	1- 0	6- 1				
3- 2	0- 1	0- 0	HOME	0- 1	0- 0	3- 0				
4- 1	0- 0	0- 0	AWAY	0- 0	1- 0	3- 1				
0- 0	0- 0	0- 0	NEUTRAL	0- 0	0- 0	0- 0				

RPI 1-25				RPI 26-50				RPI 51-100 Team's RPI: 84				RPI 101+			
RPI	S	Opponent	Score	RPI	S	Opponent	Score	RPI	S	Opponent	Score	RPI	S	Opponent	Score
9	A	Marquette	61 102					55	A	Kansas St.	62 72	120	H	Creighton	65 55
12	A	Iowa	57 83					60	H	Missouri St.	58 63	124	A	IUPUI	53 40
22	H	Drake	64 88					69	N	Boise St.	60 61	146	A	Bradley	81 78
								98	A	Northern Ill.	59 70	154	H	Delaware	79 67
												163	H	Southern Ill.	65 53
												174	A	Indiana St.	71 51
												195	A	Illinois St.	64 66
												226	H	North Dakota	64 60
												248	A	Loyola Chicago	71 65
												248	H	Loyola Chicago	64 52
												259	A	Long Beach St.	71 64
												293	H	Valparaiso	71 52
												317	H	Omaha	79 50
												339	A	Evansville	74 46
LAST 12 Division I GAMES:															
98	A	Northern Ill.	59 70	339	A	Evansville	74 46								
9	A	Marquette	61 102	22	H	Drake	64 88								
248	A	Loyola Chicago	71 65	248	H	Loyola Chicago	64 52								
60	H	Missouri St.	58 63	293	H	Valparaiso	71 52								
163	H	Southern Ill.	65 53	146	A	Bradley	81 78								
174	A	Indiana St.	71 51	195	A	Illinois St.	64 66								

Non-Div I Games: Minnesota St. 73 56

UNI

■ Loss, 
■ Non-Conf, 
■ S Site, 
■ Home 
■ A Away 
N Neutral

Average RPI Win: <b>221</b>	WON-LOST	WINNING	LAST 10	STRENGTH OF	OPP. STRENGTH	TEAM	ADJ.	CONF.	ADJ CONF.
Average RPI Loss: <b>124</b>	RECORD	PCT. RANK	GAMES	SCHEDULE	OF SCHEDULE	RPI	RPI	RPI	RPI
DIV. I ONLY	7- 15	265	0- 1	74	161	212	212	15	15
DIV. I NON-CONF.	2- 9	297	0- 1	69	182	265	265	13	13
TOTALS	RPI 1-25	RPI 26-50	W-L RECORDS	RPI 51-100	RPI 101-150	RPI 150+			
7- 15	0- 1	0- 2	OVERALL	1- 5	0- 2	6- 5			
6- 6	0- 1	0- 1	HOME	1- 3	0- 0	5- 1			
1- 9	0- 0	0- 1	AWAY	0- 2	0- 2	1- 4			
0- 0	0- 0	0- 0	NEUTRAL	0- 0	0- 0	0- 0			
2- 9	0- 1	0- 1	NON-CONFERENCE	0- 3	0- 1	2- 3			
2- 5	0- 1	0- 1	HOME	0- 2	0- 0	2- 1			
0- 4	0- 0	0- 0	AWAY	0- 1	0- 1	0- 2			
0- 0	0- 0	0- 0	NEUTRAL	0- 0	0- 0	0- 0			
5- 6	0- 0	0- 1	CONFERENCE	1- 2	0- 1	4- 2			
4- 1	0- 0	0- 0	HOME	1- 1	0- 0	3- 0			
1- 5	0- 0	0- 1	AWAY	0- 1	0- 1	1- 2			
0- 0	0- 0	0- 0	NEUTRAL	0- 0	0- 0	0- 0			

RPI 1-25				RPI 26-50				RPI 51-100				RPI 101+ Team's RPI: 212			
RPI	S	Opponent	Score	RPI	S	Opponent	Score	RPI	S	Opponent	Score	RPI	S	Opponent	Score
13	H	Gonzaga	59 <b>70</b>	43	H	Southern California	72 <b>86</b>	52	A	New Mexico	77 <b>80</b>	113	A	Fresno St.	55 <b>73</b>
				50	A	Wyoming	62 <b>90</b>	52	H	New Mexico	66 57	140	A	Portland St.	49 <b>58</b>
								56	H	Middle Tenn.	62 <b>66</b>	169	A	UC Irvine	55 <b>57</b>
								66	A	Duke	38 <b>66</b>	203	H	Florida	56 53
								69	H	Boise St.	57 <b>64</b>	205	H	San Diego St.	71 57
								77	H	Wright St.	52 <b>68</b>	220	H	Utah St.	77 56
												232	A	Nevada	62 <b>70</b>
												236	H	Hawaii	61 <b>66</b>
												249	A	Colorado St.	49 <b>52</b>
												250	H	Air Force	66 56
												292	H	UC Santa Barbara	69 51
												301	A	South Carolina St.	49 <b>58</b>
												325	A	San Jose St.	53 43
LAST 12 Division I GAMES:															
301	A	South Carolina St.	49 <b>58</b>	232	A	Nevada	62 <b>70</b>	205	H	San Diego St.	71 57				
203	H	Florida	56 53	52	A	New Mexico	77 <b>80</b>	325	A	San Jose St.	53 43				
56	H	Middle Tenn.	62 <b>66</b>	250	H	Air Force	66 56								
113	A	Fresno St.	55 <b>73</b>	52	H	New Mexico	66 57								
69	H	Boise St.	57 <b>64</b>												
220	H	Utah St.	77 56												

Non-Div I Games:

UNLV

■ Loss, 
■ Non-Conf, 
■ S Site, 
■ H Home 
■ A Away 
N Neutral

Average RPI Win:	315	WON-LOST	WINNING	LAST 10	STRENGTH OF	OPP. STRENGTH	TEAM	ADJ.	CONF.	ADJ CONF.
Average RPI Loss:	227	RECORD	PCT. RANK	GAMES	SCHEDULE	OF SCHEDULE	RPI	RPI	RPI	RPI
DIV. I ONLY	3- 16	330	0- 1	335	336	340	340	28	28	
DIV. I NON-CONF.	1- 7	319	0- 0	328	333	339	339	29	29	
TOTALS	RPI 1-25	RPI 26-50	W-L RECORDS	RPI 51-100	RPI 101-150	RPI 150+				
3- 16	0- 0	0- 0	OVERALL	0- 2	0- 2	3- 12				
1- 4	0- 0	0- 0	HOME	0- 1	0- 1	1- 2				
2- 12	0- 0	0- 0	AWAY	0- 1	0- 1	2- 10				
0- 0	0- 0	0- 0	NEUTRAL	0- 0	0- 0	0- 0				
1- 7	0- 0	0- 0	NON-CONFERENCE	0- 1	0- 1	1- 5				
0- 0	0- 0	0- 0	HOME	0- 0	0- 0	0- 0				
1- 7	0- 0	0- 0	AWAY	0- 1	0- 1	1- 5				
0- 0	0- 0	0- 0	NEUTRAL	0- 0	0- 0	0- 0				
2- 9	0- 0	0- 0	CONFERENCE	0- 1	0- 1	2- 7				
1- 4	0- 0	0- 0	HOME	0- 1	0- 1	1- 2				
1- 5	0- 0	0- 0	AWAY	0- 0	0- 0	1- 5				
0- 0	0- 0	0- 0	NEUTRAL	0- 0	0- 0	0- 0				

RPI S	RPI 1-25	Score	RPI S	RPI 26-50	Score	RPI S	RPI 51-100	Score	RPI S	RPI 101+	Score	Team's RPI: 340
67	A	Virginia Tech	45	96	106	A	Nebraska	64	87			
95	H	Radford	41	82	132	H	High Point	61	87			
					190	A	Hampton	43	67			
					194	H	UNC Asheville	86	93			
					202	A	East Carolina	53	63			
					221	A	Furman	67	78			
					241	A	Campbell	41	61			
					260	A	Gardner-Webb	72	92			
					262	A	Winthrop	76	50			
					301	A	South Carolina St.	66	71			
					315	A	Charleston So.	62	74			
					315	H	Charleston So.	75	78			
					317	A	Omaha	69	96			
					335	A	Presbyterian	54	70			
					337	A	Western Caro.	64	68			
					341	H	Longwood	72	67			
					342	A	N.C. Central	82	63			
LAST 12 Division I GAMES:												
315	A	Charleston So.	62	74	315	H	Charleston So.	75	78			
241	A	Campbell	41	61	194	H	UNC Asheville	86	93			
95	H	Radford	41	82	335	A	Presbyterian	54	70			
190	A	Hampton	43	67	262	A	Winthrop	76	50			
341	H	Longwood	72	67	132	H	High Point	61	87			
260	A	Gardner-Webb	72	92	202	A	East Carolina	53	63			

Non-Div I Games: Brevard 71 53 Converse 69 51 UNKNOWN 101 53

USC Upstate

Loss, Non-Conf, S Site, H Home A Away N Neutral

Average RPI Win:	215	WON-LOST	WINNING	LAST 10	STRENGTH OF	OPP. STRENGTH	TEAM	ADJ.	CONF.	ADJ CONF.
Average RPI Loss:	89	RECORD	PCT. RANK	GAMES	SCHEDULE	OF SCHEDULE	RPI	RPI	RPI	RPI
DIV. I ONLY	18- 5	32	1- 0	238	126	91	91	12	12	
DIV. I NON-CONF.	8- 3	72	0- 0	290	152	145	145	15	15	
TOTALS	RPI 1-25	RPI 26-50	W-L RECORDS	RPI 51-100	RPI 101-150	RPI 150+				
18- 5	0- 0	0- 1	OVERALL	0- 2	3- 1	15- 1				
8- 2	0- 0	0- 1	HOME	0- 1	1- 0	7- 0				
10- 3	0- 0	0- 0	AWAY	0- 1	2- 1	8- 1				
0- 0	0- 0	0- 0	NEUTRAL	0- 0	0- 0	0- 0				
8- 3	0- 0	0- 1	NON-CONFERENCE	0- 1	1- 1	7- 0				
3- 2	0- 0	0- 1	HOME	0- 1	0- 0	3- 0				
5- 1	0- 0	0- 0	AWAY	0- 0	1- 1	4- 0				
0- 0	0- 0	0- 0	NEUTRAL	0- 0	0- 0	0- 0				
10- 2	0- 0	0- 0	CONFERENCE	0- 1	2- 0	8- 1				
5- 0	0- 0	0- 0	HOME	0- 0	1- 0	4- 0				
5- 2	0- 0	0- 0	AWAY	0- 1	1- 0	4- 1				
0- 0	0- 0	0- 0	NEUTRAL	0- 0	0- 0	0- 0				

RPI 1-25				RPI 26-50				RPI 51-100				Team's RPI: 91	RPI 101+			
RPI	S	Opponent	Score	RPI	S	Opponent	Score	RPI	S	Opponent	Score		RPI	S	Opponent	Score
				43	H	Southern California	61 73						112	A	Houston	65 61
								58	A	Little Rock	65 68		113	A	Fresno St.	61 70
								74	H	Arkansas	65 66		141	A	Appalachian St.	72 65
													141	H	Appalachian St.	99 94
													157	A	Georgia St.	48 50
													157	H	Georgia St.	69 45
													175	A	Arkansas St.	100 73
													178	A	Oral Roberts	80 62
													183	H	Texas St.	68 53
													188	A	Coastal Caro.	67 64
													188	H	Coastal Caro.	79 53
													207	A	SMU	66 41
													211	H	Grambling	78 54
													240	A	San Francisco	80 73
													252	A	Louisiana	76 61
													288	A	Ga. Southern	74 53
													288	H	Ga. Southern	81 48
													297	H	UTSA	53 48
													298	H	Jackson St.	99 63
													321	A	Incarinate Word	97 49
LAST 12 Division I GAMES:																
				141	A	Appalachian St.	72 65					58	A	Little Rock	65 68	
				188	A	Coastal Caro.	67 64					175	A	Arkansas St.	100 73	
				183	H	Texas St.	68 53					188	H	Coastal Caro.	79 53	
				252	A	Louisiana	76 61					141	H	Appalachian St.	99 94	
				157	H	Georgia St.	69 45					288	A	Ga. Southern	74 53	
				288	H	Ga. Southern	81 48					157	A	Georgia St.	48 50	

Non-Div I Games:

UT Arlington

■ Loss, 
 ■ Non-Conf, 
 ■ S Site, 
 ■ H Home 
 ■ A Away 
 N Neutral

Average RPI Win:	252	WON-LOST	WINNING	LAST 10	STRENGTH OF	OPP. STRENGTH	TEAM	ADJ.	CONF.	ADJ CONF.
Average RPI Loss:	113	RECORD	PCT. RANK	GAMES	SCHEDULE	OF SCHEDULE	RPI	RPI	RPI	RPI
DIV. I ONLY	14- 7	80	0- 1	273	187	136	136	22	22	
DIV. I NON-CONF.	6- 3	91	0- 0	258	65	99	99	21	21	
TOTALS	RPI 1-25	RPI 26-50	W-L RECORDS	RPI 51-100	RPI 101-150	RPI 150+				
14- 7	0- 1	0- 0	OVERALL	0- 2	1- 3	13- 1				
9- 1	0- 0	0- 0	HOME	0- 0	0- 1	9- 0				
5- 6	0- 1	0- 0	AWAY	0- 2	1- 2	4- 1				
0- 0	0- 0	0- 0	NEUTRAL	0- 0	0- 0	0- 0				
6- 3	0- 1	0- 0	NON-CONFERENCE	0- 1	1- 1	5- 0				
4- 0	0- 0	0- 0	HOME	0- 0	0- 0	4- 0				
2- 3	0- 1	0- 0	AWAY	0- 1	1- 1	1- 0				
0- 0	0- 0	0- 0	NEUTRAL	0- 0	0- 0	0- 0				
8- 4	0- 0	0- 0	CONFERENCE	0- 1	0- 2	8- 1				
5- 1	0- 0	0- 0	HOME	0- 0	0- 1	5- 0				
3- 3	0- 0	0- 0	AWAY	0- 1	0- 1	3- 1				
0- 0	0- 0	0- 0	NEUTRAL	0- 0	0- 0	0- 0				

RPI 1-25				RPI 26-50				RPI 51-100				RPI 101+ Team's RPI: 136			
RPI	S	Opponent	Score	RPI	S	Opponent	Score	RPI	S	Opponent	Score	RPI	S	Opponent	Score
3	A	Louisville	62 102					62	A	Belmont	86 100	122	A	Morehead St.	75 85
								82	A	Northwestern	64 90	124	A	IUPUI	72 73
												131	H	Tennessee Tech	76 80
												145	A	Chattanooga	81 79
												163	H	Southern Ill.	95 94
												175	H	Arkansas St.	97 91
												204	H	Jacksonville St.	77 72
												222	A	Southeast Mo. St.	80 73
												258	H	SIUE	68 55
												268	A	Eastern Ill.	71 77
												268	H	Eastern Ill.	90 66
												271	H	Samford	89 68
												284	H	Murray St.	75 67
												287	H	Austin Peay	74 65
												290	A	Tennessee St.	73 61
												309	H	Mississippi Val.	110 51
												322	A	Lipscomb	62 53
												326	A	Eastern Ky.	87 61
LAST 12 Division I GAMES:															
131	H	Tennessee Tech	76 80	122	A	Morehead St.	75 85								
204	H	Jacksonville St.	77 72	326	A	Eastern Ky.	87 61								
62	A	Belmont	86 100	287	H	Austin Peay	74 65								
290	A	Tennessee St.	73 61	284	H	Murray St.	75 67								
258	H	SIUE	68 55	222	A	Southeast Mo. St.	80 73								
268	H	Eastern Ill.	90 66	268	A	Eastern Ill.	71 77								

Non-Div I Games: Ala.-Huntsville 100 69 Christian Bros. 108 82

UT Martin

Loss, Non-Conf, S Site, H Home A Away N Neutral

Average RPI Win:	292	WON-LOST	WINNING	LAST 10	STRENGTH OF	OPP. STRENGTH	TEAM	ADJ.	CONF.	ADJ CONF.
Average RPI Loss:	141	RECORD	PCT. RANK	GAMES	SCHEDULE	OF SCHEDULE	RPI	RPI	RPI	RPI
DIV. I ONLY	6- 18	301	1- 0	147	236	264	264	14	14	
DIV. I NON-CONF.	3- 10	278	0- 0	175	319	299	299	18	18	
TOTALS	RPI 1-25	RPI 26-50	W-L RECORDS	RPI 51-100	RPI 101-150	RPI 150+				
6- 18	0- 0	0- 1	OVERALL	0- 4	0- 4	6- 9				
2- 9	0- 0	0- 0	HOME	0- 1	0- 3	2- 5				
3- 8	0- 0	0- 1	AWAY	0- 3	0- 0	3- 4				
1- 1	0- 0	0- 0	NEUTRAL	0- 0	0- 1	1- 0				
3- 10	0- 0	0- 0	NON-CONFERENCE	0- 2	0- 2	3- 6				
2- 5	0- 0	0- 0	HOME	0- 0	0- 1	2- 4				
0- 4	0- 0	0- 0	AWAY	0- 2	0- 0	0- 2				
1- 1	0- 0	0- 0	NEUTRAL	0- 0	0- 1	1- 0				
3- 8	0- 0	0- 1	CONFERENCE	0- 2	0- 2	3- 3				
0- 4	0- 0	0- 0	HOME	0- 1	0- 2	0- 1				
3- 4	0- 0	0- 1	AWAY	0- 1	0- 0	3- 2				
0- 0	0- 0	0- 0	NEUTRAL	0- 0	0- 0	0- 0				

RPI S	Opponent	Score	RPI S	Opponent	Score	RPI S	Opponent	Score	RPI S	Opponent	Score	Team's RPI: 264
			34	A Rice	42 76	52	A New Mexico	51 69	129	H UAB	48 74	
						56	H Middle Tenn.	49 79	130	H Western Ky.	61 64	
						72	A Old Dominion	59 78	139	N Akron	57 64	
						78	A Arizona	40 62	140	H Portland St.	61 89	
									153	A Charlotte	39 62	
									158	A Tulsa	45 66	
									166	H New Mexico St.	65 69	
									167	H Abilene Christian	69 70	
									173	A North Texas	51 70	
									175	H Arkansas St.	66 67	
									181	H Nicholls St.	56 58	
									216	N Western Ill.	84 72	
									224	H Marshall	60 63	
									273	H CSU Bakersfield	53 47	
									294	A Fla. Atlantic	70 44	
									297	A UTSA	73 60	
									314	A Weber St.	63 68	
									324	A FIU	60 55	
									350	H Alcorn	77 51	
LAST 12 Division I GAMES:												
324	A	FIU	60	55	56	H	Middle Tenn.	49	79			
294	A	Fla. Atlantic	70	44	129	H	UAB	48	74			
130	H	Western Ky.	61	64	34	A	Rice	42	76			
224	H	Marshall	60	63	173	A	North Texas	51	70			
153	A	Charlotte	39	62	297	A	UTSA	73	60			
72	A	Old Dominion	59	78	158	A	Tulsa	45	66			

Non-Div I Games:

UTEP

■ Loss, 
■ Non-Conf, 
■ S Site, 
■ H Home 
■ A Away 
N Neutral

Average RPI Win: <b>285</b>	WON-LOST	WINNING	LAST 10	STRENGTH OF	OPP. STRENGTH	TEAM	ADJ.	CONF.	ADJ CONF.
Average RPI Loss: <b>175</b>	RECORD	PCT. RANK	GAMES	SCHEDULE	OF SCHEDULE	RPI	RPI	RPI	RPI
DIV. I ONLY	<b>11- 10</b>	<b>154</b>	<b>1- 0</b>	<b>293</b>	<b>302</b>	<b>219</b>	<b>219</b>	<b>30</b>	<b>30</b>
DIV. I NON-CONF.	<b>4- 7</b>	<b>228</b>	<b>0- 0</b>	<b>147</b>	<b>184</b>	<b>207</b>	<b>207</b>	<b>30</b>	<b>30</b>
TOTALS	RPI 1-25	RPI 26-50	W-L RECORDS	RPI 51-100	RPI 101-150	RPI 150+			
11- 10	0- 2	0- 1	OVERALL	0- 0	0- 0	11- 7			
6- 4	0- 0	0- 1	HOME	0- 0	0- 0	6- 3			
5- 6	0- 2	0- 0	AWAY	0- 0	0- 0	5- 4			
0- 0	0- 0	0- 0	NEUTRAL	0- 0	0- 0	0- 0			
4- 7	0- 2	0- 1	NON-CONFERENCE	0- 0	0- 0	4- 4			
2- 3	0- 0	0- 1	HOME	0- 0	0- 0	2- 2			
2- 4	0- 2	0- 0	AWAY	0- 0	0- 0	2- 2			
0- 0	0- 0	0- 0	NEUTRAL	0- 0	0- 0	0- 0			
7- 3	0- 0	0- 0	CONFERENCE	0- 0	0- 0	7- 3			
4- 1	0- 0	0- 0	HOME	0- 0	0- 0	4- 1			
3- 2	0- 0	0- 0	AWAY	0- 0	0- 0	3- 2			
0- 0	0- 0	0- 0	NEUTRAL	0- 0	0- 0	0- 0			

RPI 1-25				RPI 26-50				RPI 51-100				RPI 101+ Team's RPI: 219			
RPI	S	Opponent	Score	RPI	S	Opponent	Score	RPI	S	Opponent	Score	RPI	S	Opponent	Score
2	A	Baylor	37 <b>98</b>	29	H	Texas	66 <b>81</b>					166	A	New Mexico St.	63 <b>71</b>
20	A	Texas A&M	61 <b>84</b>									198	A	Massachusetts	70 <b>74</b>
												201	H	Prairie View	57 50
												217	H	Texas Southern	55 <b>69</b>
												239	A	UMKC	75 56
												252	H	Louisiana	75 60
												261	H	California Baptist	60 56
												267	A	A&M-Corpus Christi	70 57
												267	H	A&M-Corpus Christi	49 <b>59</b>
												273	A	CSU Bakersfield	63 <b>68</b>
												273	H	CSU Bakersfield	64 56
												280	A	Canisius	57 53
												282	H	Utah Valley	55 <b>57</b>
												297	A	UTSA	58 <b>61</b>
												338	A	Grand Canyon	66 50
												338	H	Grand Canyon	49 42
												343	H	Seattle U	69 56
												346	A	Chicago St.	71 55
LAST 12 Division I GAMES:															
273	H	CSU Bakersfield	64 56	282	H	Utah Valley	55 <b>57</b>								
338	H	Grand Canyon	49 42	338	A	Grand Canyon	66 50								
239	A	UMKC	75 56	273	A	CSU Bakersfield	63 <b>68</b>								
346	A	Chicago St.	71 55	261	H	California Baptist	60 56								
166	A	New Mexico St.	63 <b>71</b>	2	A	Baylor	37 <b>98</b>								
343	H	Seattle U	69 56	20	A	Texas A&M	61 <b>84</b>								

Non-Div I Games: Texas Lutheran 82 38 UNKNOWN 74 43

UTRGV

Loss, Non-Conf, S Site, H Home A Away N Neutral



Average RPI Win: <b>240</b>	WON-LOST	WINNING	LAST 10	STRENGTH OF	OPP. STRENGTH	TEAM	ADJ.	CONF.	ADJ CONF.
Average RPI Loss: <b>161</b>	RECORD	PCT. RANK	GAMES	SCHEDULE	OF SCHEDULE	RPI	RPI	RPI	RPI
DIV. I ONLY	<b>4- 17</b>	<b>320</b>	<b>0- 1</b>	<b>177</b>	<b>181</b>	<b>297</b>	<b>297</b>	<b>14</b>	<b>14</b>
DIV. I NON-CONF.	<b>3- 7</b>	<b>256</b>	<b>0- 0</b>	<b>229</b>	<b>230</b>	<b>305</b>	<b>305</b>	<b>18</b>	<b>18</b>
TOTALS	RPI 1-25	RPI 26-50	W-L RECORDS	RPI 51-100	RPI 101-150	RPI 150+			
4- 17	0- 0	0- 2	OVERALL	0- 3	0- 4	4- 8			
3- 8	0- 0	0- 0	HOME	0- 1	0- 3	3- 4			
1- 8	0- 0	0- 2	AWAY	0- 2	0- 1	1- 3			
0- 1	0- 0	0- 0	NEUTRAL	0- 0	0- 0	0- 1			
3- 7	0- 0	0- 1	NON-CONFERENCE	0- 1	0- 2	3- 3			
3- 3	0- 0	0- 0	HOME	0- 0	0- 1	3- 2			
0- 3	0- 0	0- 1	AWAY	0- 1	0- 1	0- 0			
0- 1	0- 0	0- 0	NEUTRAL	0- 0	0- 0	0- 1			
1- 10	0- 0	0- 1	CONFERENCE	0- 2	0- 2	1- 5			
0- 5	0- 0	0- 0	HOME	0- 1	0- 2	0- 2			
1- 5	0- 0	0- 1	AWAY	0- 1	0- 0	1- 3			
0- 0	0- 0	0- 0	NEUTRAL	0- 0	0- 0	0- 0			

RPI 1-25				RPI 26-50				RPI 51-100				RPI 101+				Team's RPI: 297	
RPI	S	Opponent	Score	RPI	S	Opponent	Score	RPI	S	Opponent	Score	RPI	S	Opponent	Score		
				29	A	Texas	54 98	56	H	Middle Tenn.	52 72	110	A	Seton Hall	53 84		
				34	A	Rice	54 85	72	A	Old Dominion	47 72	124	H	IUPUI	50 58		
								91	A	UT Arlington	48 53	129	H	UAB	42 59		
												130	H	Western Ky.	62 81		
												153	A	Charlotte	54 66		
												173	A	North Texas	57 54		
												183	H	Texas St.	60 68		
												219	H	UTRGV	61 58		
												220	H	Utah St.	56 62		
												224	H	Marshall	72 79		
												255	H	San Diego	87 77		
												264	H	UTEP	60 73		
												294	A	Fla. Atlantic	70 86		
												296	N	UMBC	58 72		
												314	H	Weber St.	66 59		
												324	A	FIU	40 51		
LAST 12 Division I GAMES:																	
				294	A	Fla. Atlantic	70 86	129	H	UAB	42 59						
				324	A	FIU	40 51	56	H	Middle Tenn.	52 72						
				224	H	Marshall	72 79	173	A	North Texas	57 54						
				130	H	Western Ky.	62 81	34	A	Rice	54 85						
				72	A	Old Dominion	47 72	264	H	UTEP	60 73						
				153	A	Charlotte	54 66	91	A	UT Arlington	48 53						

Non-Div I Games: Concordia (TX) 78 51 Tex. A&M-Kingsville 86 55

UTSA

Loss, Non-Conf, S Site, H Home A Away N Neutral

Average RPI Win:	167	WON-LOST	WINNING	LAST 10	STRENGTH OF	OPP. STRENGTH	TEAM	ADJ.	CONF.	ADJ CONF.
Average RPI Loss:	25	RECORD	PCT. RANK	GAMES	SCHEDULE	OF SCHEDULE	RPI	RPI	RPI	RPI
DIV. I ONLY	18- 4	23	1- 0	132	38	40	40	2	2	
DIV. I NON-CONF.	11- 0	1	1- 0	315	146	64	64	2	2	
TOTALS	RPI 1-25	RPI 26-50	W-L RECORDS	RPI 51-100	RPI 101-150	RPI 150+				
18- 4	1- 2	2- 2	OVERALL	1- 0	6- 0	8- 0				
11- 2	1- 1	2- 1	HOME	1- 0	3- 0	4- 0				
5- 2	0- 1	0- 1	AWAY	0- 0	3- 0	2- 0				
2- 0	0- 0	0- 0	NEUTRAL	0- 0	0- 0	2- 0				
11- 0	0- 0	1- 0	NON-CONFERENCE	0- 0	2- 0	8- 0				
7- 0	0- 0	1- 0	HOME	0- 0	2- 0	4- 0				
2- 0	0- 0	0- 0	AWAY	0- 0	0- 0	2- 0				
2- 0	0- 0	0- 0	NEUTRAL	0- 0	0- 0	2- 0				
7- 4	1- 2	1- 2	CONFERENCE	1- 0	4- 0	0- 0				
4- 2	1- 1	1- 1	HOME	1- 0	1- 0	0- 0				
3- 2	0- 1	0- 1	AWAY	0- 0	3- 0	0- 0				
0- 0	0- 0	0- 0	NEUTRAL	0- 0	0- 0	0- 0				

RPI 1-25				RPI 26-50				Team's RPI: 40	RPI 51-100				RPI 101+			
RPI	S	Opponent	Score	RPI	S	Opponent	Score		RPI	S	Opponent	Score	RPI	S	Opponent	Score
4	H	Stanford	75 68	30	H	California	87 74		78	H	Arizona	80 64	102	H	Idaho St.	74 60
5	A	Oregon	65 87	33	A	Oregon St.	63 71						123	A	Washington St.	72 68
17	H	Arizona St.	63 65	37	H	BYU	78 67						128	H	Alabama	72 62
				43	H	Southern California	80 84						143	A	Washington	58 43
													147	A	Colorado	76 61
													147	H	Colorado	78 59
													196	A	Eastern Wash.	95 51
													203	N	Florida	74 58
													232	A	Nevada	74 52
													236	N	Hawaii	73 48
													259	H	Long Beach St.	82 59
													282	H	Utah Valley	85 47
													314	H	Weber St.	77 56
													343	H	Seattle U	89 62
LAST 12 Division I GAMES:																
236	N	Hawaii	73 48	147	H	Colorado	78 59									
43	H	Southern California	80 84	143	A	Washington	58 43									
33	A	Oregon St.	63 71	123	A	Washington St.	72 68									
5	A	Oregon	65 87	78	H	Arizona	80 64									
4	H	Stanford	75 68	17	H	Arizona St.	63 65									
30	H	California	87 74	147	A	Colorado	76 61									

Non-Div I Games:

Utah

Average RPI Win:	220	WON-LOST	WINNING	LAST 10	STRENGTH OF	OPP. STRENGTH	TEAM	ADJ.	CONF.	ADJ CONF.
Average RPI Loss:	139	RECORD	PCT. RANK	GAMES	SCHEDULE	OF SCHEDULE	RPI	RPI	RPI	RPI
DIV. I ONLY	9- 12	215	0- 1	247	91	220	220	15	15	
DIV. I NON-CONF.	4- 6	212	0- 0	185	26	200	200	13	13	
TOTALS	RPI 1-25	RPI 26-50	W-L RECORDS	RPI 51-100	RPI 101-150	RPI 150+				
9- 12	0- 1	1- 2	OVERALL	0- 1	1- 3	7- 5				
4- 6	0- 1	1- 1	HOME	0- 1	0- 1	3- 2				
5- 4	0- 0	0- 0	AWAY	0- 0	1- 1	4- 3				
0- 2	0- 0	0- 1	NEUTRAL	0- 0	0- 1	0- 0				
4- 6	0- 1	0- 2	NON-CONFERENCE	0- 0	1- 1	3- 2				
1- 3	0- 1	0- 1	HOME	0- 0	0- 0	1- 1				
3- 1	0- 0	0- 0	AWAY	0- 0	1- 0	2- 1				
0- 2	0- 0	0- 1	NEUTRAL	0- 0	0- 1	0- 0				
5- 6	0- 0	1- 0	CONFERENCE	0- 1	0- 2	4- 3				
3- 3	0- 0	1- 0	HOME	0- 1	0- 1	2- 1				
2- 3	0- 0	0- 0	AWAY	0- 0	0- 1	2- 2				
0- 0	0- 0	0- 0	NEUTRAL	0- 0	0- 0	0- 0				

RPI 1-25				RPI 26-50				RPI 51-100				RPI 101+ Team's RPI: 220			
RPI	S	Opponent	Score	RPI	S	Opponent	Score	RPI	S	Opponent	Score	RPI	S	Opponent	Score
5	H	Oregon	58 88	37	H	BYU	57 62	52	H	New Mexico	64 68	113	A	Fresno St.	59 70
				43	N	Southern California	46 55					113	H	Fresno St.	53 64
				50	H	Wyoming	50 42					123	A	Washington St.	72 61
												147	N	Colorado	68 78
												161	A	Portland	54 61
												173	A	North Texas	57 41
												205	H	San Diego St.	54 56
												212	A	UNLV	56 77
												232	H	Nevada	79 76
												249	A	Colorado St.	72 53
												250	A	Air Force	48 44
												259	H	Long Beach St.	48 50
												282	H	Utah Valley	67 62
												297	A	UTSA	62 56
												325	A	San Jose St.	59 68
												325	H	San Jose St.	82 49
LAST 12 Division I GAMES:															
205	H	San Diego St.	54 56	325	H	San Jose St.	82 49								
113	H	Fresno St.	53 64	50	H	Wyoming	50 42								
212	A	UNLV	56 77	113	A	Fresno St.	59 70								
325	A	San Jose St.	59 68	250	A	Air Force	48 44								
52	H	New Mexico	64 68	232	H	Nevada	79 76								
249	A	Colorado St.	72 53	259	H	Long Beach St.	48 50								

Non-Div I Games: Northern N.M. 106 35

Utah St.

■ Loss, 
 ■ Non-Conf, S Site, 
 ■ Home 
 ■ Away 
 N Neutral

## Utah Valley

Through Games Of Feb. 9, 2019

Average RPI Win:	292	WON-LOST	WINNING	LAST 10	STRENGTH OF	OPP. STRENGTH	TEAM	ADJ.	CONF.	ADJ CONF.
Average RPI Loss:	174	RECORD	PCT. RANK	GAMES	SCHEDULE	OF SCHEDULE	RPI	RPI	RPI	RPI
DIV. I ONLY	9- 10	189	1- 0	333	286	282	282	30	30	
DIV. I NON-CONF.	3- 7	256	0- 0	250	191	296	296	30	30	
TOTALS	RPI 1-25	RPI 26-50	W-L RECORDS	RPI 51-100	RPI 101-150	RPI 150+				
9- 10	0- 0	0- 2	OVERALL	0- 0	0- 1	9- 7				
7- 3	0- 0	0- 1	HOME	0- 0	0- 0	7- 2				
2- 7	0- 0	0- 1	AWAY	0- 0	0- 1	2- 5				
0- 0	0- 0	0- 0	NEUTRAL	0- 0	0- 0	0- 0				
3- 7	0- 0	0- 2	NON-CONFERENCE	0- 0	0- 1	3- 4				
3- 2	0- 0	0- 1	HOME	0- 0	0- 0	3- 1				
0- 5	0- 0	0- 1	AWAY	0- 0	0- 1	0- 3				
0- 0	0- 0	0- 0	NEUTRAL	0- 0	0- 0	0- 0				
6- 3	0- 0	0- 0	CONFERENCE	0- 0	0- 0	6- 3				
4- 1	0- 0	0- 0	HOME	0- 0	0- 0	4- 1				
2- 2	0- 0	0- 0	AWAY	0- 0	0- 0	2- 2				
0- 0	0- 0	0- 0	NEUTRAL	0- 0	0- 0	0- 0				

RPI 1-25			RPI 26-50			RPI 51-100			RPI 101+			Team's RPI: 282
RPI	S	Opponent	Score	RPI	S	Opponent	Score	RPI	S	Opponent	Score	
				37	H	BYU	51 77	102	A	Idaho St.	68 80	
				40	A	Utah	47 85	161	H	Portland	60 65	
								164	H	UC Riverside	56 53	
								166	A	New Mexico St.	52 58	
								219	A	UTRGV	57 55	
								220	A	Utah St.	62 67	
								239	H	UMKC	64 68	
								244	A	Cal St. Fullerton	55 56	
								261	A	California Baptist	54 83	
								270	A	Southern Utah	59 60	
								273	H	CSU Bakersfield	78 70	
								292	H	UC Santa Barbara	63 54	
								314	H	Weber St.	65 59	
								338	H	Grand Canyon	57 46	
								343	A	Seattle U	58 55	
								343	H	Seattle U	63 56	
								346	H	Chicago St.	76 61	
LAST 12 Division I GAMES:												
343	H	Seattle U	63 56	343	A	Seattle U	58 55					
261	A	California Baptist	54 83	273	H	CSU Bakersfield	78 70					
346	H	Chicago St.	76 61	338	H	Grand Canyon	57 46					
239	H	UMKC	64 68	244	A	Cal St. Fullerton	55 56					
166	A	New Mexico St.	52 58	164	H	UC Riverside	56 53					
219	A	UTRGV	57 55	314	H	Weber St.	65 59					

Non-Div I Games: Ottawa (AZ) 90 61 La Verne 86 79 Arizona Christian 76 68

Utah Valley

Loss, Non-Conf, S Site, H Home A Away N Neutral

Average RPI Win:	222	WON-LOST	WINNING	LAST 10	STRENGTH OF	OPP. STRENGTH	TEAM	ADJ.	CONF.	ADJ CONF.
Average RPI Loss:	100	RECORD	PCT. RANK	GAMES	SCHEDULE	OF SCHEDULE	RPI	RPI	RPI	RPI
DIV. I ONLY	18- 6	45	1- 0	287	117	114	114	17	17	
DIV. I NON-CONF.	8- 5	120	0- 0	196	118	119	119	16	16	
TOTALS	RPI 1-25	RPI 26-50	W-L RECORDS	RPI 51-100	RPI 101-150	RPI 150+				
18- 6	0- 0	0- 1	OVERALL	1- 3	3- 1	14- 1				
10- 1	0- 0	0- 0	HOME	0- 1	2- 0	8- 0				
7- 4	0- 0	0- 1	AWAY	1- 2	1- 0	5- 1				
1- 1	0- 0	0- 0	NEUTRAL	0- 0	0- 1	1- 0				
8- 5	0- 0	0- 1	NON-CONFERENCE	1- 3	2- 1	5- 0				
4- 1	0- 0	0- 0	HOME	0- 1	2- 0	2- 0				
3- 3	0- 0	0- 1	AWAY	1- 2	0- 0	2- 0				
1- 1	0- 0	0- 0	NEUTRAL	0- 0	0- 1	1- 0				
10- 1	0- 0	0- 0	CONFERENCE	0- 0	1- 0	9- 1				
6- 0	0- 0	0- 0	HOME	0- 0	0- 0	6- 0				
4- 1	0- 0	0- 0	AWAY	0- 0	1- 0	3- 1				
0- 0	0- 0	0- 0	NEUTRAL	0- 0	0- 0	0- 0				

RPI	S	Opponent	Score	RPI	S	Opponent	Score	RPI	S	Opponent	Score	RPI	S	Opponent	Score	Team's RPI: 114
27	A	North Carolina	47 59	72	A	Old Dominion	57 60	108	H	Wake Forest	53 40	116	H	UNCW	58 47	
				89	A	Cincinnati	54 66	124	N	IUPUI	61 63	135	A	Fordham	47 44	
				90	A	Georgetown	47 45	162	A	William & Mary	72 55	192	A	George Washington	48 57	
				95	H	Radford	49 54	193	H	Saint Louis	57 47	198	H	Massachusetts	52 48	
								210	A	St. Bonaventure	59 50	223	H	Rhode Island	74 39	
								233	A	N.C. A&T	54 48	253	A	Richmond	68 43	
								253	H	Richmond	58 37	266	A	Saint Joseph's	65 47	
								266	H	Saint Joseph's	59 40	283	H	La Salle	68 38	
								314	N	Weber St.	64 36	341	H	Longwood	84 55	
								345	H	Delaware St.	97 55					
LAST 12 Division I GAMES:																
253	H	Richmond	58 37	223	H	Rhode Island	74 39									
210	A	St. Bonaventure	59 50	135	A	Fordham	47 44									
266	A	Saint Joseph's	65 47	253	A	Richmond	68 43									
198	H	Massachusetts	52 48	283	H	La Salle	68 38									
193	H	Saint Louis	57 47	266	H	Saint Joseph's	59 40									
192	A	George Washington	48 57	345	H	Delaware St.	97 55									

Non-Div I Games:

VCU

■ Loss, 
 ■ Non-Conf, 
 S Site, 
 ■ Home 
 ■ Away 
 N Neutral

## Valparaiso

Through Games Of Feb. 9, 2019

Average RPI Win:	281	WON-LOST	WINNING	LAST 10	STRENGTH OF	OPP. STRENGTH	TEAM	ADJ.	CONF.	ADJ CONF.
Average RPI Loss:	158	RECORD	PCT. RANK	GAMES	SCHEDULE	OF SCHEDULE	RPI	RPI	RPI	RPI
DIV. I ONLY	6- 16	291	0- 1	244	215	293	293	13	13	
DIV. I NON-CONF.	4- 8	241	0- 0	327	314	322	322	14	14	
TOTALS	RPI 1-25	RPI 26-50	W-L RECORDS	RPI 51-100	RPI 101-150	RPI 150+				
6- 16	0- 2	0- 0	OVERALL	0- 4	1- 1	5- 9				
3- 8	0- 1	0- 0	HOME	0- 2	1- 0	2- 5				
2- 8	0- 1	0- 0	AWAY	0- 2	0- 1	2- 4				
1- 0	0- 0	0- 0	NEUTRAL	0- 0	0- 0	1- 0				
4- 8	0- 0	0- 0	NON-CONFERENCE	0- 2	0- 1	4- 5				
1- 5	0- 0	0- 0	HOME	0- 2	0- 0	1- 3				
2- 3	0- 0	0- 0	AWAY	0- 0	0- 1	2- 2				
1- 0	0- 0	0- 0	NEUTRAL	0- 0	0- 0	1- 0				
2- 8	0- 2	0- 0	CONFERENCE	0- 2	1- 0	1- 4				
2- 3	0- 1	0- 0	HOME	0- 0	1- 0	1- 2				
0- 5	0- 1	0- 0	AWAY	0- 2	0- 0	0- 2				
0- 0	0- 0	0- 0	NEUTRAL	0- 0	0- 0	0- 0				

RPI 1-25				RPI 26-50				RPI 51-100				RPI 101+ Team's RPI: 293			
RPI	S	Opponent	Score	RPI	S	Opponent	Score	RPI	S	Opponent	Score	RPI	S	Opponent	Score
22	A	Drake	53 84					60	A	Missouri St.	63 108	122	A	Morehead St.	62 68
22	H	Drake	62 88					61	H	Miami (OH)	47 68	146	H	Bradley	76 73
								84	A	UNI	52 71	163	A	Southern Ill.	65 87
								87	H	Toledo	59 65	174	H	Indiana St.	82 86
												186	A	Illinois	54 73
												195	H	Illinois St.	67 70
												226	H	North Dakota	56 62
												231	H	Bowling Green	72 79
												248	A	Loyola Chicago	54 80
												254	N	St. Francis Brooklyn	78 76
												268	H	Eastern Ill.	62 60
												319	H	North Dakota St.	48 51
												331	A	UIC	65 75
												334	A	Purdue Fort Wayne	68 64
												339	H	Evansville	93 49
												346	A	Chicago St.	76 70
LAST 12 Division I GAMES:															
22	H	Drake	62 88	174	H	Indiana St.	82 86								
195	H	Illinois St.	67 70	22	A	Drake	53 84								
146	H	Bradley	76 73	84	A	UNI	52 71								
60	A	Missouri St.	63 108	248	A	Loyola Chicago	54 80								
163	A	Southern Ill.	65 87	231	H	Bowling Green	72 79								
339	H	Evansville	93 49	334	A	Purdue Fort Wayne	68 64								

Non-Div I Games:

Valparaiso

■ Loss, 
■ Non-Conf, 
■ S Site, 
■ H Home 
■ A Away 
N Neutral

Vanderbilt

Through Games Of Feb. 9, 2019

Average RPI Win:	260	WON-LOST	WINNING	LAST 10	STRENGTH OF	OPP. STRENGTH	TEAM	ADJ.	CONF.	ADJ CONF.
Average RPI Loss:	51	RECORD	PCT. RANK	GAMES	SCHEDULE	OF SCHEDULE	RPI	RPI	RPI	RPI
DIV. I ONLY	6- 16	291	0- 1	28	56	179	179	5	5	
DIV. I NON-CONF.	5- 8	224	0- 0	91	69	184	184	5	5	
TOTALS	RPI 1-25	RPI 26-50	W-L RECORDS	RPI 51-100	RPI 101-150	RPI 150+				
6- 16	0- 7	0- 1	OVERALL	0- 6	0- 2	6- 0				
5- 6	0- 2	0- 0	HOME	0- 3	0- 1	5- 0				
1- 7	0- 3	0- 1	AWAY	0- 3	0- 0	1- 0				
0- 3	0- 2	0- 0	NEUTRAL	0- 0	0- 1	0- 0				
5- 8	0- 4	0- 0	NON-CONFERENCE	0- 2	0- 2	5- 0				
4- 2	0- 1	0- 0	HOME	0- 0	0- 1	4- 0				
1- 3	0- 1	0- 0	AWAY	0- 2	0- 0	1- 0				
0- 3	0- 2	0- 0	NEUTRAL	0- 0	0- 1	0- 0				
1- 8	0- 3	0- 1	CONFERENCE	0- 4	0- 0	1- 0				
1- 4	0- 1	0- 0	HOME	0- 3	0- 0	1- 0				
0- 4	0- 2	0- 1	AWAY	0- 1	0- 0	0- 0				
0- 0	0- 0	0- 0	NEUTRAL	0- 0	0- 0	0- 0				

RPI S	Opponent	Score	RPI S	Opponent	Score	RPI S	Opponent	Score	RPI S	Opponent	Score	Team's RPI: 179
6 N	UConn	42 80	26 A	Kentucky	55 77	55 A	Kansas St.	61 72	120 N	Creighton	55 75	
10 A	NC State	54 74				56 A	Middle Tenn.	58 65	142 H	North Ala.	71 74	
16 A	South Carolina	69 80				63 H	Auburn	70 72	182 A	Ball St.	60 43	
20 A	Texas A&M	53 69				64 H	Tennessee	65 82	197 H	Ole Miss	80 68	
20 H	Texas A&M	43 50				74 A	Arkansas	62 83	271 H	Samford	77 52	
21 N	Miami (FL)	65 90				100 H	Georgia	64 71	287 H	Austin Peay	99 70	
25 H	Central Mich.	57 66							290 H	Tennessee St.	89 63	
									335 H	Presbyterian	78 43	
LAST 12 Division I GAMES:												
64 H	Tennessee	65 82	20 H	Texas A&M	43 50							
20 A	Texas A&M	53 69	100 H	Georgia	64 71							
16 A	South Carolina	69 80	26 A	Kentucky	55 77							
197 H	Ole Miss	80 68	271 H	Samford	77 52							
63 H	Auburn	70 72	120 N	Creighton	55 75							
74 A	Arkansas	62 83	21 N	Miami (FL)	65 90							

Non-Div I Games:

Vanderbilt

Loss, Non-Conf, S Site, H Home A Away N Neutral

Average RPI Win:	280	WON-LOST	WINNING	LAST 10	STRENGTH OF	OPP. STRENGTH	TEAM	ADJ.	CONF.	ADJ CONF.
Average RPI Loss:	164	RECORD	PCT. RANK	GAMES	SCHEDULE	OF SCHEDULE	RPI	RPI	RPI	RPI
DIV. I ONLY	8- 14	247	0- 1	235	288	275	275	23	23	
DIV. I NON-CONF.	3- 8	267	0- 1	202	308	293	293	24	24	
TOTALS	RPI 1-25	RPI 26-50	W-L RECORDS	RPI 51-100	RPI 101-150	RPI 150+				
8- 14	0- 0	0- 0	OVERALL	0- 4	0- 3	8- 7				
5- 7	0- 0	0- 0	HOME	0- 3	0- 0	5- 4				
3- 7	0- 0	0- 0	AWAY	0- 1	0- 3	3- 3				
0- 0	0- 0	0- 0	NEUTRAL	0- 0	0- 0	0- 0				
3- 8	0- 0	0- 0	NON-CONFERENCE	0- 2	0- 2	3- 4				
2- 5	0- 0	0- 0	HOME	0- 2	0- 0	2- 3				
1- 3	0- 0	0- 0	AWAY	0- 0	0- 2	1- 1				
0- 0	0- 0	0- 0	NEUTRAL	0- 0	0- 0	0- 0				
5- 6	0- 0	0- 0	CONFERENCE	0- 2	0- 1	5- 3				
3- 2	0- 0	0- 0	HOME	0- 1	0- 0	3- 1				
2- 4	0- 0	0- 0	AWAY	0- 1	0- 1	2- 2				
0- 0	0- 0	0- 0	NEUTRAL	0- 0	0- 0	0- 0				

RPI 1-25				RPI 26-50				RPI 51-100				RPI 101+				Team's RPI: 275	
RPI	S	Opponent	Score	RPI	S	Opponent	Score	RPI	S	Opponent	Score	RPI	S	Opponent	Score		
								75	A	Maine	45	66	105	A	Hartford	32	61
								75	H	Maine	51	63	118	A	Kansas	36	77
								76	H	Yale	55	58	134	A	South Fla.	55	102
								83	H	Drexel	44	60	160	H	Stony Brook	61	67
													176	H	Rider	54	49
													199	H	Dartmouth	42	66
													208	H	Holy Cross	40	65
													223	H	Rhode Island	58	61
													235	A	Albany (NY)	40	65
													235	H	Albany (NY)	52	39
													263	A	Binghamton	58	57
													280	A	Canisius	46	67
													296	A	UMBC	58	44
													310	H	New Hampshire	69	60
													318	A	UMass Lowell	51	54
													318	H	UMass Lowell	52	42
													320	A	NJIT	71	63
													323	H	Wagner	56	54
LAST 12 Division I GAMES:																	
				83	H	Drexel	44	60	263	A	Binghamton	58	57				
				235	A	Albany (NY)	40	65	310	H	New Hampshire	69	60				
				75	A	Maine	45	66	105	A	Hartford	32	61				
				318	H	UMass Lowell	52	42	75	H	Maine	51	63				
				160	H	Stony Brook	61	67	235	H	Albany (NY)	52	39				
				296	A	UMBC	58	44	318	A	UMass Lowell	51	54				

Non-Div I Games: Norwich 78 28

Vermont

■ Loss, 
 ■ Non-Conf, 
 ■ S Site, 
 ■ H Home 
 ■ A Away 
 N Neutral



Average RPI Win:	145	WON-LOST	WINNING	LAST 10	STRENGTH OF	OPP. STRENGTH	TEAM	ADJ.	CONF.	ADJ CONF.
Average RPI Loss:	49	RECORD	PCT. RANK	GAMES	SCHEDULE	OF SCHEDULE	RPI	RPI	RPI	RPI
DIV. I ONLY	15- 8	93	0- 1	45	50	42	42	6	6	
DIV. I NON-CONF.	9- 2	43	0- 0	75	72	21	21	4	4	
TOTALS	RPI 1-25	RPI 26-50	W-L RECORDS	RPI 51-100	RPI 101-150	RPI 150+				
15- 8	0- 2	0- 3	OVERALL	4- 3	5- 0	6- 0				
8- 3	0- 1	0- 2	HOME	3- 0	2- 0	3- 0				
7- 4	0- 1	0- 1	AWAY	1- 2	3- 0	3- 0				
0- 1	0- 0	0- 0	NEUTRAL	0- 1	0- 0	0- 0				
9- 2	0- 1	0- 0	NON-CONFERENCE	3- 1	1- 0	5- 0				
5- 0	0- 0	0- 0	HOME	2- 0	1- 0	2- 0				
4- 1	0- 1	0- 0	AWAY	1- 0	0- 0	3- 0				
0- 1	0- 0	0- 0	NEUTRAL	0- 1	0- 0	0- 0				
6- 6	0- 1	0- 3	CONFERENCE	1- 2	4- 0	1- 0				
3- 3	0- 1	0- 2	HOME	1- 0	1- 0	1- 0				
3- 3	0- 0	0- 1	AWAY	0- 2	3- 0	0- 0				
0- 0	0- 0	0- 0	NEUTRAL	0- 0	0- 0	0- 0				

RPI 1-25				RPI 26-50				Team's RPI: 42	RPI 51-100				RPI 101+			
RPI	S	Opponent	Score	RPI	S	Opponent	Score		RPI	S	Opponent	Score	RPI	S	Opponent	Score
9	H	Marquette	55 91	36	A	DePaul	70 93		67	N	Virginia Tech	59 61	105	H	Hartford	59 41
14	A	UCF	56 71	36	H	DePaul	59 66		73	A	Penn	58 50	110	A	Seton Hall	70 66
				45	H	Butler	55 63		90	A	Georgetown	63 68	119	A	St. John's (NY)	73 57
									93	H	Princeton	67 46	120	A	Creighton	54 52
									97	A	Providence	61 67	120	H	Creighton	67 62
									97	H	Providence	53 33	152	A	Lehigh	70 48
									100	H	Georgia	62 56	171	H	Xavier	75 71
													172	H	Temple	76 68
													192	A	George Washington	60 45
													266	A	Saint Joseph's	47 35
													283	H	La Salle	81 68
LAST 12 Division I GAMES:																
				36	A	DePaul	70 93		73	A	Penn	58 50				
				120	H	Creighton	67 62		36	H	DePaul	59 66				
				97	H	Providence	53 33		9	H	Marquette	55 91				
				119	A	St. John's (NY)	73 57		97	A	Providence	61 67				
				110	A	Seton Hall	70 66		120	A	Creighton	54 52				
				90	A	Georgetown	63 68		171	H	Xavier	75 71				

Non-Div I Games:

Villanova

■ Loss, 
■ Non-Conf, S Site, 
■ Home 
■ Away 
N Neutral

Average RPI Win:	146	WON-LOST	WINNING	LAST 10	STRENGTH OF	OPP. STRENGTH	TEAM	ADJ.	CONF.	ADJ CONF.
Average RPI Loss:	51	RECORD	PCT. RANK	GAMES	SCHEDULE	OF SCHEDULE	RPI	RPI	RPI	RPI
DIV. I ONLY	9- 14	234	1- 0	7	22	96	96	1	1	
DIV. I NON-CONF.	6- 7	172	0- 0	29	62	118	118	1	1	
TOTALS	RPI 1-25	RPI 26-50	W-L RECORDS	RPI 51-100	RPI 101-150	RPI 150+				
9- 14	0- 8	0- 2	OVERALL	3- 1	3- 2	3- 1				
6- 7	0- 4	0- 0	HOME	2- 1	1- 1	3- 1				
2- 6	0- 4	0- 2	AWAY	1- 0	1- 0	0- 0				
1- 1	0- 0	0- 0	NEUTRAL	0- 0	1- 1	0- 0				
6- 7	0- 3	0- 1	NON-CONFERENCE	2- 1	1- 1	3- 1				
4- 4	0- 2	0- 0	HOME	1- 1	0- 0	3- 1				
1- 2	0- 1	0- 1	AWAY	1- 0	0- 0	0- 0				
1- 1	0- 0	0- 0	NEUTRAL	0- 0	1- 1	0- 0				
3- 7	0- 5	0- 1	CONFERENCE	1- 0	2- 1	0- 0				
2- 3	0- 2	0- 0	HOME	1- 0	1- 1	0- 0				
1- 4	0- 3	0- 1	AWAY	0- 0	1- 0	0- 0				
0- 0	0- 0	0- 0	NEUTRAL	0- 0	0- 0	0- 0				

RPI 1-25				RPI 26-50				RPI 51-100				RPI 101+			
RPI	S	Opponent	Score	RPI	S	Opponent	Score	RPI	S	Opponent	Score	RPI	S	Opponent	Score
3	A	Louisville	43 91	26	A	Kentucky	51 63	67	H	Virginia Tech	62 58	108	H	Wake Forest	42 52
7	H	Mississippi St.	44 72	47	A	Clemson	65 71	72	A	Old Dominion	73 67	109	H	Boston College	79 77
8	A	Syracuse	68 72					94	H	American	57 54	126	A	Pittsburgh	74 57
10	H	NC State	38 66					95	H	Radford	44 57	128	N	Alabama	52 64
18	H	Florida St.	61 63									134	N	South Fla.	74 67
21	A	Miami (FL)	59 72									153	H	Charlotte	65 61
23	A	Michigan St.	66 91									193	H	Saint Louis	65 67
25	H	Central Mich.	61 74									233	H	N.C. A&T	67 57
												327	H	Coppin St.	55 41
LAST 12 Division I GAMES:															
109	H	Boston College	79 77	10	H	NC State	38 66								
21	A	Miami (FL)	59 72	67	H	Virginia Tech	62 58								
8	A	Syracuse	68 72	47	A	Clemson	65 71								
108	H	Wake Forest	42 52	18	H	Florida St.	61 63								
126	A	Pittsburgh	74 57	153	H	Charlotte	65 61								
3	A	Louisville	43 91	134	N	South Fla.	74 67								

Non-Div I Games:

Virginia

■ Loss, 
■ Non-Conf, S Site, 
■ Home 
■ Away 
N Neutral

Average RPI Win:	177	WON-LOST	WINNING	LAST 10	STRENGTH OF	OPP. STRENGTH	TEAM	ADJ.	CONF.	ADJ CONF.
Average RPI Loss:	26	RECORD	PCT. RANK	GAMES	SCHEDULE	OF SCHEDULE	RPI	RPI	RPI	RPI
DIV. I ONLY	15- 7	77	1- 0	75	27	67	67	1	1	
DIV. I NON-CONF.	13- 0	1	0- 0	248	132	31	31	1	1	
TOTALS	RPI 1-25	RPI 26-50	W-L RECORDS	RPI 51-100	RPI 101-150	RPI 150+				
15- 7	1- 5	1- 1	OVERALL	1- 1	5- 0	7- 0				
8- 4	1- 3	0- 1	HOME	1- 0	1- 0	5- 0				
3- 3	0- 2	0- 0	AWAY	0- 1	2- 0	1- 0				
4- 0	0- 0	1- 0	NEUTRAL	0- 0	2- 0	1- 0				
13- 0	1- 0	1- 0	NON-CONFERENCE	1- 0	3- 0	7- 0				
8- 0	1- 0	0- 0	HOME	1- 0	1- 0	5- 0				
1- 0	0- 0	0- 0	AWAY	0- 0	0- 0	1- 0				
4- 0	0- 0	1- 0	NEUTRAL	0- 0	2- 0	1- 0				
2- 7	0- 5	0- 1	CONFERENCE	0- 1	2- 0	0- 0				
0- 4	0- 3	0- 1	HOME	0- 0	0- 0	0- 0				
2- 3	0- 2	0- 0	AWAY	0- 1	2- 0	0- 0				
0- 0	0- 0	0- 0	NEUTRAL	0- 0	0- 0	0- 0				

RPI S	Opponent	Score	RPI S	Opponent	Score	RPI S	Opponent	Score	RPI S	Opponent	Score
1	H Notre Dame	51 80	27	H North Carolina	69 81	95	H Radford	55 44	101	N Ohio St.	81 73
8	H Syracuse	73 75	42	N Villanova	61 59	96	A Virginia	58 62	104	N Dayton	69 57
10	A NC State	61 70							109	A Boston College	95 86
15	H Rutgers	67 51							126	A Pittsburgh	74 58
18	H Florida St.	54 56							145	H Chattanooga	74 59
21	A Miami (FL)	61 68							213	H Monmouth	82 49
									237	A Liberty	72 61
									243	H Mt. St. Mary's	83 51
									253	N Richmond	85 57
									288	H Ga. Southern	78 49
									340	H USC Upstate	96 45
									341	H Longwood	93 39
LAST 12 Division I GAMES:											
109	A Boston College	95 86	96	A Virginia	58 62	8	H Syracuse	73 75			
126	A Pittsburgh	74 58	21	A Miami (FL)	61 68	341	H Longwood	93 39			
18	H Florida St.	54 56	101	N Ohio St.	81 73						
27	H North Carolina	69 81	104	N Dayton	69 57						
10	A NC State	61 70									
1	H Notre Dame	51 80									

Non-Div I Games:

Virginia Tech

■ Loss, 
 ■ Non-Conf, 
 ■ S Site, 
 ■ H Home 
 ■ A Away 
 N Neutral

Average RPI Win: <b>322</b>	WON-LOST	WINNING	LAST 10	STRENGTH OF	OPP. STRENGTH	TEAM	ADJ.	CONF.	ADJ CONF.
Average RPI Loss: <b>222</b>	RECORD	PCT. RANK	GAMES	SCHEDULE	OF SCHEDULE	RPI	RPI	RPI	RPI
DIV. I ONLY	6- 14	277	0- 1	332	349	323	323	31	31
DIV. I NON-CONF.	1- 9	326	0- 1	288	339	340	340	31	31
TOTALS	RPI 1-25	RPI 26-50	W-L RECORDS	RPI 51-100	RPI 101-150	RPI 150+			
6- 14	0- 0	0- 0	OVERALL	0- 1	0- 2	6- 11			
3- 4	0- 0	0- 0	HOME	0- 1	0- 0	3- 3			
3- 9	0- 0	0- 0	AWAY	0- 0	0- 2	3- 7			
0- 1	0- 0	0- 0	NEUTRAL	0- 0	0- 0	0- 1			
1- 9	0- 0	0- 0	NON-CONFERENCE	0- 1	0- 2	1- 6			
0- 3	0- 0	0- 0	HOME	0- 1	0- 0	0- 2			
1- 5	0- 0	0- 0	AWAY	0- 0	0- 2	1- 3			
0- 1	0- 0	0- 0	NEUTRAL	0- 0	0- 0	0- 1			
5- 5	0- 0	0- 0	CONFERENCE	0- 0	0- 0	5- 5			
3- 1	0- 0	0- 0	HOME	0- 0	0- 0	3- 1			
2- 4	0- 0	0- 0	AWAY	0- 0	0- 0	2- 4			
0- 0	0- 0	0- 0	NEUTRAL	0- 0	0- 0	0- 0			

RPI 1-25				RPI 26-50				RPI 51-100				RPI 101+				Team's RPI: 323	
RPI	S	Opponent	Score	RPI	S	Opponent	Score	RPI	S	Opponent	Score	RPI	S	Opponent	Score		
								76	H	Yale	41	74	110	A	Seton Hall	40	95
												135	A	Fordham	59	80	
												160	A	Stony Brook	45	70	
												214	A	Saint Francis (PA)	70	107	
												218	A	Robert Morris	46	69	
												225	A	Sacred Heart	64	72	
												225	H	Sacred Heart	68	80	
												243	H	Mt. St. Mary's	92	76	
												254	A	St. Francis Brooklyn	61	76	
												275	A	Vermont	54	56	
												278	N	Siena	71	74	
												302	A	Central Conn. St.	75	63	
												303	H	Army West Point	46	61	
												310	H	Lafayette	43	66	
												328	A	Saint Peter's	57	69	
												341	A	Longwood	86	60	
												344	H	Fairleigh Dickinson	71	59	
												351	A	LIU Brooklyn	66	62	
												351	H	LIU Brooklyn	72	62	
LAST 12 Division I GAMES:																	
				278	N	Siena	71	74		243	H	Mt. St. Mary's	92	76			
				351	A	LIU Brooklyn	66	62		344	H	Fairleigh Dickinson	71	59			
				351	H	LIU Brooklyn	72	62		225	H	Sacred Heart	68	80			
				214	A	Saint Francis (PA)	70	107		302	A	Central Conn. St.	75	63			
				218	A	Robert Morris	46	69		254	A	St. Francis Brooklyn	61	76			
				225	A	Sacred Heart	64	72		160	A	Stony Brook	45	70			

Non-Div I Games: Staten Island 86 59

Wagner

Loss, Non-Conf, S Site, H Home A Away N Neutral

## Wake Forest

Through Games Of Feb. 9, 2019

Average RPI Win:	167	WON-LOST	WINNING	LAST 10	STRENGTH OF	OPP. STRENGTH	TEAM	ADJ.	CONF.	ADJ CONF.
Average RPI Loss:	64	RECORD	PCT. RANK	GAMES	SCHEDULE	OF SCHEDULE	RPI	RPI	RPI	RPI
DIV. I ONLY	10- 13	209	0- 1	13	67	108	108	1	1	
DIV. I NON-CONF.	9- 4	85	0- 0	61	273	79	79	1	1	
TOTALS	RPI 1-25	RPI 26-50	W-L RECORDS	RPI 51-100	RPI 101-150	RPI 150+				
10- 13	0- 5	1- 3	OVERALL	1- 1	2- 2	6- 2				
7- 7	0- 3	1- 2	HOME	0- 0	2- 1	4- 1				
2- 6	0- 2	0- 1	AWAY	1- 1	0- 1	1- 1				
1- 0	0- 0	0- 0	NEUTRAL	0- 0	0- 0	1- 0				
9- 4	0- 0	1- 1	NON-CONFERENCE	0- 0	2- 1	6- 2				
7- 2	0- 0	1- 1	HOME	0- 0	2- 0	4- 1				
1- 2	0- 0	0- 0	AWAY	0- 0	0- 1	1- 1				
1- 0	0- 0	0- 0	NEUTRAL	0- 0	0- 0	1- 0				
1- 9	0- 5	0- 2	CONFERENCE	1- 1	0- 1	0- 0				
0- 5	0- 3	0- 1	HOME	0- 0	0- 1	0- 0				
1- 4	0- 2	0- 1	AWAY	1- 1	0- 0	0- 0				
0- 0	0- 0	0- 0	NEUTRAL	0- 0	0- 0	0- 0				

RPI S Opponent	Score	RPI S Opponent	Score	RPI S Opponent	Score	RPI S Opponent	Score	Team's RPI: 108
1 A Notre Dame	48 78	27 A North Carolina	61 84	66 A Duke	52 66	109 H Boston College	64 65	
3 H Louisville	49 73	34 H James Madison	50 49	96 A Virginia	52 42	114 A VCU	40 53	
10 H NC State	50 59	39 H Indiana	73 87			115 H Towson	60 53	
18 A Florida St.	61 85	47 H Clemson	53 69			119 H St. John's (NY)	64 59	
21 H Miami (FL)	57 72					151 H Mercer	69 54	
						153 A Charlotte	69 43	
						171 H Xavier	50 62	
						177 H UMES	78 67	
						202 A East Carolina	61 70	
						253 H Richmond	62 48	
						272 H Norfolk St.	63 61	
						301 N South Carolina St.	58 44	
LAST 12 Division I GAMES:								
47 H Clemson	53 69	27 A North Carolina	61 84					
18 A Florida St.	61 85	1 A Notre Dame	48 78					
10 H NC State	50 59	109 H Boston College	64 65					
96 A Virginia	52 42	21 H Miami (FL)	57 72					
66 A Duke	52 66	272 H Norfolk St.	63 61					
3 H Louisville	49 73	301 N South Carolina St.	58 44					

Non-Div I Games:

Wake Forest

■ Loss, 
■ Non-Conf, 
■ S Site, 
■ H Home 
■ A Away 
N Neutral

Average RPI Win: <b>188</b>	WON-LOST	WINNING	LAST 10	STRENGTH OF	OPP. STRENGTH	TEAM	ADJ.	CONF.	ADJ CONF.
Average RPI Loss: <b>53</b>	RECORD	PCT. RANK	GAMES	SCHEDULE	OF SCHEDULE	RPI	RPI	RPI	RPI
DIV. I ONLY	8- 16	256	0- 1	14	59	143	143	2	2
DIV. I NON-CONF.	7- 5	132	0- 1	90	176	127	127	2	2
<hr/>									
TOTALS	RPI 1-25	RPI 26-50	W-L RECORDS	RPI 51-100	RPI 101-150	RPI 150+			
8- 16	0- 4	0- 6	OVERALL	1- 3	2- 3	5- 0			
6- 7	0- 2	0- 2	HOME	0- 2	2- 1	4- 0			
1- 7	0- 2	0- 4	AWAY	0- 0	0- 1	1- 0			
1- 2	0- 0	0- 0	NEUTRAL	1- 1	0- 1	0- 0			
7- 5	0- 1	0- 0	NON-CONFERENCE	1- 2	1- 2	5- 0			
5- 2	0- 1	0- 0	HOME	0- 1	1- 0	4- 0			
1- 1	0- 0	0- 0	AWAY	0- 0	0- 1	1- 0			
1- 2	0- 0	0- 0	NEUTRAL	1- 1	0- 1	0- 0			
1- 11	0- 3	0- 6	CONFERENCE	0- 1	1- 1	0- 0			
1- 5	0- 1	0- 2	HOME	0- 1	1- 1	0- 0			
0- 6	0- 2	0- 4	AWAY	0- 0	0- 0	0- 0			
0- 0	0- 0	0- 0	NEUTRAL	0- 0	0- 0	0- 0			

RPI 1-25				RPI 26-50				RPI 51-100				RPI 101+ Team's RPI: 143			
RPI	S	Opponent	Score	RPI	S	Opponent	Score	RPI	S	Opponent	Score	RPI	S	Opponent	Score
4	A	Stanford	54 <b>91</b>	30	A	California	70 <b>79</b>	59	N	Michigan	73 <b>80</b>	101	H	Ohio St.	69 59
5	A	Oregon	71 <b>84</b>	33	A	Oregon St.	67 <b>78</b>	66	N	Duke	71 64	123	H	Washington St.	76 <b>79</b>
5	H	Oregon	57 <b>76</b>	33	H	Oregon St.	39 <b>86</b>	69	H	Boise St.	69 <b>73</b>	133	A	Tulane	51 <b>63</b>
7	H	Mississippi St.	56 <b>103</b>	40	H	Utah	43 <b>58</b>	78	H	Arizona	59 <b>69</b>	135	N	Fordham	57 <b>65</b>
				43	A	Southern California	57 <b>82</b>					147	H	Colorado	68 58
				44	A	UCLA	60 <b>76</b>					165	H	Montana	69 54
												206	H	George Mason	81 52
												234	H	Northern Ariz.	81 59
												244	H	Cal St. Fullerton	83 74
												343	A	Seattle U	69 58
<hr/>															
LAST 12 Division I GAMES:															
				69	H	Boise St.	69 <b>73</b>	5	H	Oregon	57 <b>76</b>				
				59	N	Michigan	73 <b>80</b>	33	H	Oregon St.	39 <b>86</b>				
				135	N	Fordham	57 <b>65</b>	30	A	California	70 <b>79</b>				
				78	H	Arizona	59 <b>69</b>	4	A	Stanford	54 <b>91</b>				
				44	A	UCLA	60 <b>76</b>	40	H	Utah	43 <b>58</b>				
				43	A	Southern California	57 <b>82</b>	147	H	Colorado	68 58				

Non-Div I Games:

Washington

■ Loss, 
 ■ Non-Conf, 
 ■ S Site, 
 ■ H Home 
 ■ A Away 
 N Neutral

Average RPI Win:	155	WON-LOST	WINNING	LAST 10	STRENGTH OF	OPP. STRENGTH	TEAM	ADJ.	CONF.	ADJ CONF.
Average RPI Loss:	56	RECORD	PCT. RANK	GAMES	SCHEDULE	OF SCHEDULE	RPI	RPI	RPI	RPI
DIV. I ONLY	8- 16	256	1- 0	8	36	123	123	2	2	
DIV. I NON-CONF.	5- 6	177	1- 0	76	126	166	166	2	2	
TOTALS	RPI 1-25	RPI 26-50	W-L RECORDS	RPI 51-100	RPI 101-150	RPI 150+				
8- 16	0- 5	0- 7	OVERALL	2- 1	3- 1	3- 2				
5- 7	0- 2	0- 3	HOME	2- 1	2- 0	1- 1				
1- 8	0- 3	0- 4	AWAY	0- 0	1- 0	0- 1				
2- 1	0- 0	0- 0	NEUTRAL	0- 0	0- 1	2- 0				
5- 6	0- 1	0- 1	NON-CONFERENCE	1- 1	1- 1	3- 2				
3- 3	0- 0	0- 1	HOME	1- 1	1- 0	1- 1				
0- 2	0- 1	0- 0	AWAY	0- 0	0- 0	0- 1				
2- 1	0- 0	0- 0	NEUTRAL	0- 0	0- 1	2- 0				
3- 10	0- 4	0- 6	CONFERENCE	1- 0	2- 0	0- 0				
2- 4	0- 2	0- 2	HOME	1- 0	1- 0	0- 0				
1- 6	0- 2	0- 4	AWAY	0- 0	1- 0	0- 0				
0- 0	0- 0	0- 0	NEUTRAL	0- 0	0- 0	0- 0				

RPI 1-25				RPI 26-50				RPI 51-100				RPI 101+ Team's RPI: 123			
RPI	S	Opponent	Score	RPI	S	Opponent	Score	RPI	S	Opponent	Score	RPI	S	Opponent	Score
4	A	Stanford	64 85	30	A	California	63 77	69	H	Boise St.	95 71	106	H	Nebraska	87 84
5	A	Oregon	58 98	33	A	Oregon St.	69 76	78	H	Arizona	90 88	118	N	Kansas	63 71
5	H	Oregon	64 79	33	H	Oregon St.	35 52	92	H	UC Davis	62 75	143	A	Washington	79 76
13	A	Gonzaga	53 76	40	H	Utah	68 72					147	H	Colorado	74 48
17	H	Arizona St.	46 61	43	A	Southern California	73 81					155	A	CSUN	52 65
				44	A	UCLA	56 83					204	N	Jacksonville St.	64 51
				49	H	Saint Mary's (CA)	64 70					220	H	Utah St.	61 72
												240	H	San Francisco	91 61
												251	N	Wichita St.	85 59
LAST 12 Division I GAMES:															
				251	N	Wichita St.	85 59	33	H	Oregon St.	35 52				
				204	N	Jacksonville St.	64 51	5	H	Oregon	64 79				
				78	H	Arizona	90 88	4	A	Stanford	64 85				
				17	H	Arizona St.	46 61	30	A	California	63 77				
				43	A	Southern California	73 81	147	H	Colorado	74 48				
				44	A	UCLA	56 83	40	H	Utah	68 72				

Non-Div I Games:

Washington St.

■ Loss, 
■ Non-Conf, 
■ S Site, 
■ H Home 
■ A Away 
N Neutral

Average RPI Win:	241	WON-LOST	WINNING	LAST 10	STRENGTH OF	OPP. STRENGTH	TEAM	ADJ.	CONF.	ADJ CONF.
Average RPI Loss:	173	RECORD	PCT. RANK	GAMES	SCHEDULE	OF SCHEDULE	RPI	RPI	RPI	RPI
DIV. I ONLY	4- 18	324	0- 0	240	207	314	314	16	16	
DIV. I NON-CONF.	2- 7	288	0- 0	275	252	310	310	12	12	
TOTALS	RPI 1-25	RPI 26-50	W-L RECORDS	RPI 51-100	RPI 101-150	RPI 150+				
4- 18	0- 0	0- 1	OVERALL	0- 1	1- 6	3- 10				
2- 9	0- 0	0- 0	HOME	0- 1	0- 3	2- 5				
2- 8	0- 0	0- 1	AWAY	0- 0	1- 2	1- 5				
0- 1	0- 0	0- 0	NEUTRAL	0- 0	0- 1	0- 0				
2- 7	0- 0	0- 1	NON-CONFERENCE	0- 0	0- 2	2- 4				
1- 2	0- 0	0- 0	HOME	0- 0	0- 0	1- 2				
1- 4	0- 0	0- 1	AWAY	0- 0	0- 1	1- 2				
0- 1	0- 0	0- 0	NEUTRAL	0- 0	0- 1	0- 0				
2- 11	0- 0	0- 0	CONFERENCE	0- 1	1- 4	1- 6				
1- 7	0- 0	0- 0	HOME	0- 1	0- 3	1- 3				
1- 4	0- 0	0- 0	AWAY	0- 0	1- 1	0- 3				
0- 0	0- 0	0- 0	NEUTRAL	0- 0	0- 0	0- 0				

RPI S	Opponent	Score	RPI S	Opponent	Score	RPI S	Opponent	Score	RPI S	Opponent	Score	Team's RPI: 314
40	A Utah	56 77	86	H Idaho	74 79	102	H Idaho St.	57 70	107	A Northern Colo.	55 54	
						114	N VCU	36 64	125	A Pepperdine	47 68	
						138	H Montana St.	59 66	140	A Portland St.	38 65	
						140	H Portland St.	59 77	161	H Portland	73 89	
						164	H UC Riverside	39 71	165	H Montana	60 72	
						196	H Eastern Wash.	58 64	230	A Sacramento St.	62 77	
						234	A Northern Ariz.	64 74	234	H Northern Ariz.	64 75	
						264	H UTEP	68 63	270	A Southern Utah	79 84	
						270	H Southern Utah	67 66	282	A Utah Valley	59 65	
						297	A UTSA	59 66	321	A Incarnate Word	72 64	
LAST 12 Division I GAMES:												
234	H Northern Ariz.	64 75	107	A Northern Colo.	55 54							
270	H Southern Utah	67 66	140	H Portland St.	59 77							
230	A Sacramento St.	62 77	102	H Idaho St.	57 70							
140	A Portland St.	38 65	270	A Southern Utah	79 84							
165	H Montana	60 72	234	A Northern Ariz.	64 74							
138	H Montana St.	59 66	86	H Idaho	74 79							

Non-Div I Games: La Verne 105 43

Weber St.



Average RPI Win: 186		WON-LOST	WINNING	LAST 10	STRENGTH OF	OPP. STRENGTH	TEAM	ADJ.	CONF.	ADJ CONF.
Average RPI Loss: 21		RECORD	PCT. RANK	GAMES	SCHEDULE	OF SCHEDULE	RPI	RPI	RPI	RPI
DIV. I ONLY		16- 6	57	1- 0	127	25	70	70	3	3
DIV. I NON-CONF.		9- 2	43	1- 0	339	128	190	190	3	3
TOTALS		RPI 1-25	RPI 26-50		W-L RECORDS		RPI 51-100	RPI 101-150	RPI 150+	
16- 6	1- 3	1- 3		OVERALL		1- 0	5- 0	8- 0		
12- 2	1- 0	0- 2		HOME		1- 0	4- 0	6- 0		
3- 3	0- 2	1- 1		AWAY		0- 0	1- 0	1- 0		
1- 1	0- 1	0- 0		NEUTRAL		0- 0	0- 0	1- 0		
9- 2	0- 1	0- 1		NON-CONFERENCE		0- 0	2- 0	7- 0		
7- 1	0- 0	0- 1		HOME		0- 0	1- 0	6- 0		
1- 0	0- 0	0- 0		AWAY		0- 0	1- 0	0- 0		
1- 1	0- 1	0- 0		NEUTRAL		0- 0	0- 0	1- 0		
7- 4	1- 2	1- 2		CONFERENCE		1- 0	3- 0	1- 0		
5- 1	1- 0	0- 1		HOME		1- 0	3- 0	0- 0		
2- 3	0- 2	1- 1		AWAY		0- 0	0- 0	1- 0		
0- 0	0- 0	0- 0		NEUTRAL		0- 0	0- 0	0- 0		

RPI 1-25			
RPI	S	Opponent	Score
2	A	Baylor	47 79
11	A	Iowa St.	61 77
11	H	Iowa St.	73 64
12	N	Iowa	81 84

RPI 26-50			
RPI	S	Opponent	Score
29	A	Texas	64 58
29	H	Texas	58 70
31	H	Missouri	51 68
41	A	TCU	48 62

RPI 51-100				Team's RPI:	70
RPI	S	Opponent	Score		
55	H	Kansas St.	60 30		

RPI 101+			
RPI	S	Opponent	Score
103	H	Oklahoma St.	67 58
115	H	Towson	90 43
118	H	Kansas	71 50
126	A	Pittsburgh	77 43
137	H	Texas Tech	68 65
156	A	Oklahoma	66 55
238	H	Niagara	84 32
291	H	Morgan St.	72 37
305	H	Bryant	94 48
320	H	NJIT	95 50
326	H	Eastern Ky.	78 29
326	N	Eastern Ky.	81 39
327	H	Coppin St.	78 37

LAST 12 Division I GAMES:			
326	N	Eastern Ky.	81 39
11	A	Iowa St.	61 77
118	H	Kansas	71 50
29	A	Texas	64 58
55	H	Kansas St.	60 30
137	H	Texas Tech	68 65
2	A	Baylor	47 79
11	H	Iowa St.	73 64
156	A	Oklahoma	66 55
103	H	Oklahoma St.	67 58
29	H	Texas	58 70
41	A	TCU	48 62

Non-Div I Games:

West Virginia

■ Loss, ■ Non-Conf, S Site, H Home A Away N Neutral

Average RPI Win:	301	WON-LOST	WINNING	LAST 10	STRENGTH OF	OPP. STRENGTH	TEAM	ADJ.	CONF.	ADJ CONF.
Average RPI Loss:	211	RECORD	PCT. RANK	GAMES	SCHEDULE	OF SCHEDULE	RPI	RPI	RPI	RPI
DIV. I ONLY	2- 20	343	0- 1	229	345	337	337	27	27	
DIV. I NON-CONF.	2- 11	316	0- 0	160	344	308	308	25	25	
TOTALS	RPI 1-25	RPI 26-50	W-L RECORDS	RPI 51-100	RPI 101-150	RPI 150+				
2- 20	0- 0	0- 2	OVERALL	0- 0	0- 3	2- 15				
1- 8	0- 0	0- 0	HOME	0- 0	0- 0	1- 8				
1- 11	0- 0	0- 2	AWAY	0- 0	0- 2	1- 7				
0- 1	0- 0	0- 0	NEUTRAL	0- 0	0- 1	0- 0				
2- 11	0- 0	0- 2	NON-CONFERENCE	0- 0	0- 2	2- 7				
1- 4	0- 0	0- 0	HOME	0- 0	0- 0	1- 4				
1- 6	0- 0	0- 2	AWAY	0- 0	0- 1	1- 3				
0- 1	0- 0	0- 0	NEUTRAL	0- 0	0- 1	0- 0				
0- 9	0- 0	0- 0	CONFERENCE	0- 0	0- 1	0- 8				
0- 4	0- 0	0- 0	HOME	0- 0	0- 0	0- 4				
0- 5	0- 0	0- 0	AWAY	0- 0	0- 1	0- 4				
0- 0	0- 0	0- 0	NEUTRAL	0- 0	0- 0	0- 0				

RPI 1-25			RPI 26-50			RPI 51-100			RPI 101+			Team's RPI: 337
RPI	S	Opponent	Score	RPI	S	Opponent	Score	RPI	S	Opponent	Score	
				26	A	Kentucky	39 99			131	A	Tennessee Tech 58 77
				48	A	Georgia Tech	49 84			142	N	North Ala. 66 89
										145	A	Chattanooga 58 72
										151	H	Mercer 67 69
										188	A	Coastal Caro. 59 77
										194	A	UNC Asheville 49 74
										221	A	Furman 55 65
										221	H	Furman 28 53
										233	H	N.C. A&T 51 69
										241	H	Campbell 37 63
										247	A	ETSU 80 88
										260	H	Gardner-Webb 52 62
										262	A	Winthrop 65 57
										271	H	Samford 42 75
										286	A	Wofford 65 91
										286	H	Wofford 55 63
										301	H	South Carolina St. 39 54
										313	A	UNC Greensboro 59 71
										320	A	NJIT 71 79
										340	H	USC Upstate 68 64
LAST 12 Division I GAMES:												
				286	H	Wofford	55 63			151	H	Mercer 67 69
				221	H	Furman	28 53			221	A	Furman 55 65
				247	A	ETSU	80 88			286	A	Wofford 65 91
				145	A	Chattanooga	58 72			260	H	Gardner-Webb 52 62
				313	A	UNC Greensboro	59 71			301	H	South Carolina St. 39 54
				271	H	Samford	42 75			262	A	Winthrop 65 57

Non-Div I Games: North Greenville 71 44 Young Harris 63 54

Western Caro.

Loss, Non-Conf, S Site, H Home A Away N Neutral

Average RPI Win:	275	WON-LOST	WINNING	LAST 10	STRENGTH OF	OPP. STRENGTH	TEAM	ADJ.	CONF.	ADJ CONF.
Average RPI Loss:	131	RECORD	PCT. RANK	GAMES	SCHEDULE	OF SCHEDULE	RPI	RPI	RPI	RPI
DIV. I ONLY	10- 13	209	1- 0	217	223	216	216	18	18	
DIV. I NON-CONF.	2- 9	297	0- 0	81	185	253	253	19	19	
TOTALS	RPI 1-25	RPI 26-50	W-L RECORDS	RPI 51-100	RPI 101-150	RPI 150+				
10- 13	0- 1	0- 5	OVERALL	0- 1	0- 1	10- 5				
6- 3	0- 1	0- 2	HOME	0- 0	0- 0	6- 0				
3- 7	0- 0	0- 3	AWAY	0- 0	0- 1	3- 3				
1- 3	0- 0	0- 0	NEUTRAL	0- 1	0- 0	1- 2				
2- 9	0- 1	0- 3	NON-CONFERENCE	0- 1	0- 1	2- 3				
1- 2	0- 1	0- 1	HOME	0- 0	0- 0	1- 0				
0- 4	0- 0	0- 2	AWAY	0- 0	0- 1	0- 1				
1- 3	0- 0	0- 0	NEUTRAL	0- 1	0- 0	1- 2				
8- 4	0- 0	0- 2	CONFERENCE	0- 0	0- 0	8- 2				
5- 1	0- 0	0- 1	HOME	0- 0	0- 0	5- 0				
3- 3	0- 0	0- 1	AWAY	0- 0	0- 0	3- 2				
0- 0	0- 0	0- 0	NEUTRAL	0- 0	0- 0	0- 0				

RPI 1-25				RPI 26-50				RPI 51-100				RPI 101+ Team's RPI: 216			
RPI	S	Opponent	Score	RPI	S	Opponent	Score	RPI	S	Opponent	Score	RPI	S	Opponent	Score
22	H	Drake	71 98	28	H	South Dakota St.	84 93	98	N	Northern Ill.	61 86	146	A	Bradley	68 82
				31	H	Missouri	64 89					170	H	Denver	87 78
				38	A	South Dakota	49 92					178	A	Oral Roberts	64 68
				45	A	Butler	51 92					221	N	Furman	85 78
				46	A	Purdue	60 81					222	A	Southeast Mo. St.	71 81
												226	A	North Dakota	92 80
												226	H	North Dakota	111 90
												264	N	UTEP	72 84
												268	N	Eastern Ill.	62 64
												287	H	Austin Peay	77 72
												317	A	Omaha	79 67
												317	H	Omaha	78 70
												319	A	North Dakota St.	60 68
												319	H	North Dakota St.	82 70
												334	A	Purdue Fort Wayne	90 61
												334	H	Purdue Fort Wayne	73 59
LAST 12 Division I GAMES:															
317	A	Omaha	79 67	317	H	Omaha	78 70								
334	A	Purdue Fort Wayne	90 61	226	A	North Dakota	92 80								
319	H	North Dakota St.	82 70	319	A	North Dakota St.	60 68								
226	H	North Dakota	111 90	178	A	Oral Roberts	64 68								
38	A	South Dakota	49 92	170	H	Denver	87 78								
334	H	Purdue Fort Wayne	73 59	28	H	South Dakota St.	84 93								

Non-Div I Games: MacMurray 136 39 William Woods 81 73

Western Ill.

Average RPI Win:	211	WON-LOST	WINNING	LAST 10	STRENGTH OF	OPP. STRENGTH	TEAM	ADJ.	CONF.	ADJ CONF.
Average RPI Loss:	75	RECORD	PCT. RANK	GAMES	SCHEDULE	OF SCHEDULE	RPI	RPI	RPI	RPI
DIV. I ONLY	12- 11	158	0- 1	96	55	130	130	14	14	
DIV. I NON-CONF.	4- 8	241	0- 1	30	3	126	126	18	18	
TOTALS	RPI 1-25	RPI 26-50	W-L RECORDS	RPI 51-100	RPI 101-150	RPI 150+				
12- 11	0- 5	0- 2	OVERALL	2- 0	1- 0	9- 4				
6- 6	0- 2	0- 1	HOME	1- 0	1- 0	4- 3				
5- 3	0- 2	0- 0	AWAY	1- 0	0- 0	4- 1				
1- 2	0- 1	0- 1	NEUTRAL	0- 0	0- 0	1- 0				
4- 8	0- 5	0- 1	NON-CONFERENCE	1- 0	0- 0	3- 2				
2- 3	0- 2	0- 0	HOME	0- 0	0- 0	2- 1				
1- 3	0- 2	0- 0	AWAY	1- 0	0- 0	0- 1				
1- 2	0- 1	0- 1	NEUTRAL	0- 0	0- 0	1- 0				
8- 3	0- 0	0- 1	CONFERENCE	1- 0	1- 0	6- 2				
4- 3	0- 0	0- 1	HOME	1- 0	1- 0	2- 2				
4- 0	0- 0	0- 0	AWAY	0- 0	0- 0	4- 0				
0- 0	0- 0	0- 0	NEUTRAL	0- 0	0- 0	0- 0				

RPI	S	Opponent	Score	RPI	S	Opponent	Score	RPI	S	Opponent	Score	RPI	S	Opponent	Score	Team's RPI: 130
1	A	Notre Dame	53 94	33	N	Oregon St.	60 74	58	A	Little Rock	68 56	150	H	Louisiana Tech	81 76	
3	H	Louisville	80 102	34	H	Rice	46 68	72	H	Old Dominion	75 60	153	H	Charlotte	76 58	
12	H	Iowa	67 104									156	A	Oklahoma	83 90	
13	N	Gonzaga	55 76									163	H	Southern Ill.	83 76	
25	A	Central Mich.	90 108									173	H	North Texas	67 76	
												182	H	Ball St.	83 86	
												191	H	Southern Miss.	56 69	
												224	H	Marshall	85 55	
												247	N	ETSU	82 68	
												264	A	UTEP	64 61	
												291	H	Morgan St.	90 43	
												294	A	Fla. Atlantic	81 50	
												297	A	UTSA	81 62	
												324	A	FIU	94 82	
LAST 12 Division I GAMES:																
		13 N Gonzaga	55 76			150 H Louisiana Tech	81 76									
		247 N ETSU	82 68			191 H Southern Miss.	56 69									
		173 H North Texas	67 76			294 A Fla. Atlantic	81 50									
		34 H Rice	46 68			324 A FIU	94 82									
		264 A UTEP	64 61			224 H Marshall	85 55									
		297 A UTSA	81 62			72 H Old Dominion	75 60									

Non-Div I Games: Union (TN) 77 65 Bellarmine 95 57

Western Ky.

Loss, Non-Conf, S Site, H Home A Away N Neutral

Average RPI Win:	293	WON-LOST	WINNING	LAST 10	STRENGTH OF	OPP. STRENGTH	TEAM	ADJ.	CONF.	ADJ CONF.
Average RPI Loss:	135	RECORD	PCT. RANK	GAMES	SCHEDULE	OF SCHEDULE	RPI	RPI	RPI	RPI
DIV. I ONLY	7- 12	244	0- 1	311	159	285	285	7	7	
DIV. I NON-CONF.	5- 5	162	0- 0	350	291	328	328	8	8	
TOTALS	RPI 1-25	RPI 26-50	W-L RECORDS	RPI 51-100	RPI 101-150	RPI 150+				
7- 12	0- 1	0- 0	OVERALL	0- 4	0- 2	7- 5				
2- 7	0- 1	0- 0	HOME	0- 3	0- 1	2- 2				
4- 4	0- 0	0- 0	AWAY	0- 1	0- 1	4- 2				
1- 1	0- 0	0- 0	NEUTRAL	0- 0	0- 0	1- 1				
5- 5	0- 0	0- 0	NON-CONFERENCE	0- 1	0- 0	5- 4				
2- 3	0- 0	0- 0	HOME	0- 1	0- 0	2- 2				
2- 1	0- 0	0- 0	AWAY	0- 0	0- 0	2- 1				
1- 1	0- 0	0- 0	NEUTRAL	0- 0	0- 0	1- 1				
2- 7	0- 1	0- 0	CONFERENCE	0- 3	0- 2	2- 1				
0- 4	0- 1	0- 0	HOME	0- 2	0- 1	0- 0				
2- 3	0- 0	0- 0	AWAY	0- 1	0- 1	2- 1				
0- 0	0- 0	0- 0	NEUTRAL	0- 0	0- 0	0- 0				

RPI	S	Opponent	Score	RPI	S	Opponent	Score	RPI	S	Opponent	Score	RPI	S	Opponent	Score	Team's RPI: 285
24	H	Buffalo	59 <b>61</b>					59	H	Michigan	42 <b>79</b>	139	A	Akron	62 <b>69</b>	
								61	H	Miami (OH)	62 <b>81</b>	139	H	Akron	59 <b>72</b>	
								87	A	Kent St.	51 <b>55</b>	166	H	New Mexico St.	54 <b>66</b>	
								87	H	Toledo	57 <b>80</b>	182	A	Ball St.	65 62	
												185	A	Eastern Mich.	61 <b>64</b>	
												197	A	Ole Miss	66 <b>69</b>	
												226	N	North Dakota	50 <b>62</b>	
												231	A	Bowling Green	84 82	
												248	H	Loyola Chicago	53 <b>64</b>	
												294	A	Fla. Atlantic	69 59	
												326	H	Eastern Ky.	64 53	
												334	H	Purdue Fort Wayne	69 61	
												336	A	Detroit Mercy	54 44	
												349	N	Florida A&M	69 50	
LAST 12 Division I GAMES:																
139	A	Akron	62 <b>69</b>	185	A	Eastern Mich.	61 <b>64</b>									
87	A	Kent St.	51 <b>55</b>	139	H	Akron	59 <b>72</b>									
61	H	Miami (OH)	62 <b>81</b>	231	A	Bowling Green	84 82									
182	A	Ball St.	65 62	349	N	Florida A&M	69 50									
24	H	Buffalo	59 <b>61</b>	226	N	North Dakota	50 <b>62</b>									
87	H	Toledo	57 <b>80</b>	294	A	Fla. Atlantic	69 59									

Non-Div I Games: Saginaw Valley 75 51

Western Mich.

■ Loss, 
■ Non-Conf, 
■ S Site, 
■ H Home 
■ A Away 
N Neutral

Average RPI Win:	220	WON-LOST	WINNING	LAST 10	STRENGTH OF	OPP. STRENGTH	TEAM	ADJ.	CONF.	ADJ CONF.
Average RPI Loss:	140	RECORD	PCT. RANK	GAMES	SCHEDULE	OF SCHEDULE	RPI	RPI	RPI	RPI
DIV. I ONLY	10- 12	194	0- 1	234	150	251	251	9	9	
DIV. I NON-CONF.	7- 6	153	0- 1	224	213	248	248	9	9	
TOTALS	RPI 1-25	RPI 26-50	W-L RECORDS	RPI 51-100	RPI 101-150	RPI 150+				
10- 12	0- 0	0- 1	OVERALL	1- 1	2- 5	7- 5				
8- 6	0- 0	0- 0	HOME	1- 0	1- 4	6- 2				
2- 3	0- 0	0- 0	AWAY	0- 0	1- 0	1- 3				
0- 3	0- 0	0- 1	NEUTRAL	0- 1	0- 1	0- 0				
7- 6	0- 0	0- 1	NON-CONFERENCE	1- 1	1- 4	5- 0				
7- 3	0- 0	0- 0	HOME	1- 0	1- 3	5- 0				
0- 0	0- 0	0- 0	AWAY	0- 0	0- 0	0- 0				
0- 3	0- 0	0- 1	NEUTRAL	0- 1	0- 1	0- 0				
3- 6	0- 0	0- 0	CONFERENCE	0- 0	1- 1	2- 5				
1- 3	0- 0	0- 0	HOME	0- 0	0- 1	1- 2				
2- 3	0- 0	0- 0	AWAY	0- 0	1- 0	1- 3				
0- 0	0- 0	0- 0	NEUTRAL	0- 0	0- 0	0- 0				

RPI S	Opponent	Score	RPI S	Opponent	Score	RPI S	Opponent	Score	RPI S	Opponent	Score	Team's RPI: 251
38 N	South Dakota	64 73	60 H	Missouri St.	63 60	103 H	Oklahoma St.	47 60	112 H	Houston	58 66	
			82 N	Northwestern	43 65	120 H	Creighton	71 83	123 N	Washington St.	59 85	
						131 H	Tennessee Tech	45 55	133 A	Tulane	62 44	
						150 H	Louisiana Tech	70 56	158 A	Tulsa	49 63	
						172 H	Temple	40 65	187 H	Sam Houston St.	63 55	
						202 A	East Carolina	56 78	202 H	East Carolina	57 47	
						207 A	SMU	50 78	211 H	Grambling	70 61	
						229 A	Memphis	57 48	229 H	Memphis	50 71	
						333 H	Houston Baptist	68 50	347 H	Ark.-Pine Bluff	76 39	
						348 H	Savannah St.	66 50				
LAST 12 Division I GAMES:												
123 N	Washington St.	59 85	207 A	SMU	50 78							
229 A	Memphis	57 48	229 H	Memphis	50 71							
172 H	Temple	40 65	202 A	East Carolina	56 78							
202 H	East Carolina	57 47	158 A	Tulsa	49 63							
133 A	Tulane	62 44	348 H	Savannah St.	66 50							
112 H	Houston	58 66	82 N	Northwestern	43 65							

Non-Div I Games:

Wichita St.

William & Mary

Through Games Of Feb. 9, 2019

Average RPI Win: <b>222</b>	WON-LOST	WINNING	LAST 10	STRENGTH OF	OPP. STRENGTH	TEAM	ADJ.	CONF.	ADJ CONF.
Average RPI Loss: <b>136</b>	RECORD	PCT. RANK	GAMES	SCHEDULE	OF SCHEDULE	RPI	RPI	RPI	RPI
DIV. I ONLY	11- 10	154	0- 1	171	197	162	162	10	10
DIV. I NON-CONF.	7- 4	109	0- 0	184	290	120	120	10	10
TOTALS	RPI 1-25	RPI 26-50	W-L RECORDS	RPI 51-100	RPI 101-150	RPI 150+			
11- 10	0- 0	0- 1	OVERALL	0- 3	2- 3	9- 3			
6- 4	0- 0	0- 0	HOME	0- 1	1- 1	5- 2			
5- 6	0- 0	0- 1	AWAY	0- 2	1- 2	4- 1			
0- 0	0- 0	0- 0	NEUTRAL	0- 0	0- 0	0- 0			
7- 4	0- 0	0- 0	NON-CONFERENCE	0- 1	0- 3	7- 0			
4- 1	0- 0	0- 0	HOME	0- 0	0- 1	4- 0			
3- 3	0- 0	0- 0	AWAY	0- 1	0- 2	3- 0			
0- 0	0- 0	0- 0	NEUTRAL	0- 0	0- 0	0- 0			
4- 6	0- 0	0- 1	CONFERENCE	0- 2	2- 0	2- 3			
2- 3	0- 0	0- 0	HOME	0- 1	1- 0	1- 2			
2- 3	0- 0	0- 1	AWAY	0- 1	1- 0	1- 1			
0- 0	0- 0	0- 0	NEUTRAL	0- 0	0- 0	0- 0			

RPI S	Opponent	Score	RPI S	Opponent	Score	RPI S	Opponent	Score	RPI S	Opponent	Score	Team's RPI: 162
34	A James Madison	48 65	72	A Old Dominion	69 83	105	A Hartford	45 50				
			83	H Drexel	58 62	114	H VCU	55 72				
			85	A Northeastern	74 88	115	A Towson	80 69				
						116	H UNCW	70 64				
						149	A Davidson	65 76				
						154	H Delaware	59 70				
						192	H George Washington	73 59				
						200	H Elon	65 60				
						202	H East Carolina	63 43				
						227	H Howard	88 75				
						253	H Richmond	65 55				
						256	A Hofstra	60 55				
						272	A Norfolk St.	55 44				
						281	A Col. of Charleston	77 79				
						281	H Col. of Charleston	54 66				
						306	A Loyola Maryland	65 49				
						308	A Fairfield	60 54				
LAST 12 Division I GAMES:												
281	A Col. of Charleston	77 79	281	H Col. of Charleston	54 66							
83	H Drexel	58 62	116	H UNCW	70 64							
154	H Delaware	59 70	85	A Northeastern	74 88							
115	A Towson	80 69	256	A Hofstra	60 55							
34	A James Madison	48 65	192	H George Washington	73 59							
200	H Elon	65 60	272	A Norfolk St.	55 44							

Non-Div I Games:

William & Mary

Loss, Non-Conf, S Site, H Home A Away N Neutral

Average RPI Win: 295	WON-LOST	WINNING	LAST 10	STRENGTH OF	OPP. STRENGTH	TEAM	ADJ.	CONF.	ADJ CONF.
Average RPI Loss: 198	RECORD	PCT. RANK	GAMES	SCHEDULE	OF SCHEDULE	RPI	RPI	RPI	RPI
DIV. I ONLY	10- 11	180	1- 0	338	326	262	262	28	28
DIV. I NON-CONF.	4- 6	212	0- 0	323	318	280	280	29	29

TOTALS	RPI 1-25	RPI 26-50	W-L RECORDS	RPI 51-100	RPI 101-150	RPI 150+
10- 11	0- 0	0- 1	OVERALL	0- 2	0- 1	10- 7
5- 3	0- 0	0- 0	HOME	0- 0	0- 0	5- 3
5- 8	0- 0	0- 1	AWAY	0- 2	0- 1	5- 4
0- 0	0- 0	0- 0	NEUTRAL	0- 0	0- 0	0- 0
4- 6	0- 0	0- 1	NON-CONFERENCE	0- 1	0- 0	4- 4
2- 1	0- 0	0- 0	HOME	0- 0	0- 0	2- 1
2- 5	0- 0	0- 1	AWAY	0- 1	0- 0	2- 3
0- 0	0- 0	0- 0	NEUTRAL	0- 0	0- 0	0- 0
6- 5	0- 0	0- 0	CONFERENCE	0- 1	0- 1	6- 3
3- 2	0- 0	0- 0	HOME	0- 0	0- 0	3- 2
3- 3	0- 0	0- 0	AWAY	0- 1	0- 1	3- 1
0- 0	0- 0	0- 0	NEUTRAL	0- 0	0- 0	0- 0

RPI 1-25				RPI 26-50				RPI 51-100				RPI 101+				Team's RPI: 262	
RPI	S	Opponent	Score	RPI	S	Opponent	Score	RPI	S	Opponent	Score	RPI	S	Opponent	Score		
				34	A	James Madison	39 56	95	A	Radford	49 70	132	A	High Point	54 56		
								100	A	Georgia	39 85	180	A	Wisconsin	41 76		
												190	H	Hampton	63 84		
												194	A	UNC Asheville	36 70		
												200	H	Elon	58 57		
												241	A	Campbell	59 46		
												260	A	Gardner-Webb	64 62		
												281	A	Col. of Charleston	71 64		
												286	A	Wofford	53 70		
												288	A	Ga. Southern	55 64		
												301	A	South Carolina St.	58 50		
												315	H	Charleston So.	57 52		
												335	A	Presbyterian	62 54		
												335	H	Presbyterian	55 52		
												337	H	Western Caro.	57 65		
												340	H	USC Upstate	50 76		
												341	H	Longwood	77 69		
												342	H	N.C. Central	66 41		
LAST 12 Division I GAMES:																	
				335	A	Presbyterian	62 54	241	A	Campbell	59 46						
				194	A	UNC Asheville	36 70	95	A	Radford	49 70						
				132	A	High Point	54 56	340	H	USC Upstate	50 76						
				335	H	Presbyterian	55 52	315	H	Charleston So.	57 52						
				190	H	Hampton	63 84	341	H	Longwood	77 69						
				260	A	Gardner-Webb	64 62	337	H	Western Caro.	57 65						

Winthrop

63 67

Winthrop

■ Loss, ■ Non-Conf, S Site, H Home A Away N Neutral



Average RPI Win:	216	WON-LOST	WINNING	LAST 10	STRENGTH OF	OPP. STRENGTH	TEAM	ADJ.	CONF.	ADJ CONF.
Average RPI Loss:	74	RECORD	PCT. RANK	GAMES	SCHEDULE	OF SCHEDULE	RPI	RPI	RPI	RPI
DIV. I ONLY	11- 12	171	0- 1	140	83	180	180	4	4	
DIV. I NON-CONF.	9- 3	61	0- 0	304	199	167	167	6	6	
TOTALS	RPI 1-25	RPI 26-50	W-L RECORDS	RPI 51-100	RPI 101-150	RPI 150+				
11- 12	0- 2	1- 1	OVERALL	0- 5	3- 4	7- 0				
8- 5	0- 0	1- 1	HOME	0- 2	2- 2	5- 0				
1- 6	0- 2	0- 0	AWAY	0- 2	0- 2	1- 0				
2- 1	0- 0	0- 0	NEUTRAL	0- 1	1- 0	1- 0				
9- 3	0- 0	0- 0	NON-CONFERENCE	0- 3	2- 0	7- 0				
6- 1	0- 0	0- 0	HOME	0- 1	1- 0	5- 0				
1- 1	0- 0	0- 0	AWAY	0- 1	0- 0	1- 0				
2- 1	0- 0	0- 0	NEUTRAL	0- 1	1- 0	1- 0				
2- 9	0- 2	1- 1	CONFERENCE	0- 2	1- 4	0- 0				
2- 4	0- 0	1- 1	HOME	0- 1	1- 2	0- 0				
0- 5	0- 2	0- 0	AWAY	0- 1	0- 2	0- 0				
0- 0	0- 0	0- 0	NEUTRAL	0- 0	0- 0	0- 0				

RPI 1-25				RPI 26-50				RPI 51-100				RPI 101+ Team's RPI: 180			
RPI	S	Opponent	Score	RPI	S	Opponent	Score	RPI	S	Opponent	Score	RPI	S	Opponent	Score
12	A	Iowa	53 71	39	H	Indiana	68 75	59	H	Michigan	70 76	106	H	Nebraska	70 69
19	A	Maryland	57 75	46	H	Purdue	76 69	65	A	Green Bay	46 55	117	A	Minnesota	56 74
								66	H	Duke	53 60	117	H	Minnesota	50 78
								74	N	Arkansas	68 69	121	A	Penn St.	64 71
								82	A	Northwestern	46 72	121	H	Penn St.	59 65
												124	H	IUPUI	65 64
												126	N	Pittsburgh	57 42
												189	A	Milwaukee	68 57
												224	H	Marshall	67 49
												262	H	Winthrop	76 41
												290	N	Tennessee St.	58 53
												319	H	North Dakota St.	64 53
												339	H	Evansville	96 60
												346	H	Chicago St.	85 38
LAST 12 Division I GAMES:															
59	H	Michigan	70 76	39	H	Indiana	68 75								
19	A	Maryland	57 75	12	A	Iowa	53 71								
106	H	Nebraska	70 69	121	A	Penn St.	64 71								
121	H	Penn St.	59 65	46	H	Purdue	76 69								
82	A	Northwestern	46 72	117	A	Minnesota	56 74								
117	H	Minnesota	50 78	339	H	Evansville	96 60								

Non-Div I Games:

Wisconsin

■ Loss, 
■ Non-Conf, 
■ S Site, 
■ H Home 
■ A Away 
N Neutral

Average RPI Win: <b>299</b>	WON-LOST	WINNING	LAST 10	STRENGTH OF	OPP. STRENGTH	TEAM	ADJ.	CONF.	ADJ CONF.
Average RPI Loss: <b>195</b>	RECORD	PCT. RANK	GAMES	SCHEDULE	OF SCHEDULE	RPI	RPI	RPI	RPI
DIV. I ONLY	9- 12	215	1- 0	347	253	286	286	27	27
DIV. I NON-CONF.	5- 7	206	0- 0	314	265	251	251	25	25
TOTALS	RPI 1-25	RPI 26-50	W-L RECORDS	RPI 51-100	RPI 101-150	RPI 150+			
9- 12	0- 0	0- 2	OVERALL	0- 0	0- 2	9- 8			
6- 1	0- 0	0- 0	HOME	0- 0	0- 0	6- 1			
3- 11	0- 0	0- 2	AWAY	0- 0	0- 2	3- 7			
0- 0	0- 0	0- 0	NEUTRAL	0- 0	0- 0	0- 0			
5- 7	0- 0	0- 2	NON-CONFERENCE	0- 0	0- 1	5- 4			
3- 0	0- 0	0- 0	HOME	0- 0	0- 0	3- 0			
2- 7	0- 0	0- 2	AWAY	0- 0	0- 1	2- 4			
0- 0	0- 0	0- 0	NEUTRAL	0- 0	0- 0	0- 0			
4- 5	0- 0	0- 0	CONFERENCE	0- 0	0- 1	4- 4			
3- 1	0- 0	0- 0	HOME	0- 0	0- 0	3- 1			
1- 4	0- 0	0- 0	AWAY	0- 0	0- 1	1- 3			
0- 0	0- 0	0- 0	NEUTRAL	0- 0	0- 0	0- 0			

RPI 1-25			RPI 26-50			RPI 51-100			RPI 101+			Team's RPI: 286
RPI	S	Opponent	Score	RPI	S	Opponent	Score	RPI	S	Opponent	Score	
				47	A	Clemson	77 <b>85</b>		141	A	Appalachian St.	70 <b>94</b>
				48	A	Georgia Tech	40 <b>81</b>		145	A	Chattanooga	82 <b>89</b>
									151	H	Mercer	79 <b>81</b>
									153	A	Charlotte	63 <b>85</b>
									194	A	UNC Asheville	46 <b>60</b>
									221	A	Furman	50 <b>63</b>
									247	A	ETSU	79 <b>92</b>
									260	H	Gardner-Webb	59 53
									262	H	Winthrop	70 53
									271	H	Samford	71 62
									281	H	Col. of Charleston	78 58
									288	A	Ga. Southern	81 65
									313	A	UNC Greensboro	61 <b>77</b>
									313	H	UNC Greensboro	93 66
									335	A	Presbyterian	50 <b>61</b>
									337	A	Western Caro.	63 55
									337	H	Western Caro.	91 65
									341	A	Longwood	101 72
									342	A	N.C. Central	59 <b>66</b>
LAST 12 Division I GAMES:												
337	A	Western Caro.	63 55	145	A	Chattanooga	82 <b>89</b>					
313	A	UNC Greensboro	61 <b>77</b>	313	H	UNC Greensboro	93 66					
271	H	Samford	71 62	337	H	Western Caro.	91 65					
151	H	Mercer	79 <b>81</b>	48	A	Georgia Tech	40 <b>81</b>					
221	A	Furman	50 <b>63</b>	141	A	Appalachian St.	70 <b>94</b>					
247	A	ETSU	79 <b>92</b>	342	A	N.C. Central	59 <b>66</b>					

Non-Div I Games: Warren Wilson 107 30 Southern Wesleyan 110 47 Brevard 106 52

Wofford

Loss, Non-Conf, S Site, H Home A Away N Neutral

Average RPI Win: <b>214</b>	WON-LOST	WINNING	LAST 10	STRENGTH OF	OPP. STRENGTH	TEAM	ADJ.	CONF.	ADJ CONF.
Average RPI Loss: <b>117</b>	RECORD	PCT. RANK	GAMES	SCHEDULE	OF SCHEDULE	RPI	RPI	RPI	RPI
DIV. I ONLY	18- 6	45	0- 1	207	186	77	77	21	21
DIV. I NON-CONF.	7- 4	109	0- 0	125	168	74	74	17	17
TOTALS	RPI 1-25	RPI 26-50	W-L RECORDS	RPI 51-100	RPI 101-150	RPI 150+			
18- 6	0- 1	0- 0	OVERALL	3- 2	3- 1	12- 2			
7- 1	0- 0	0- 0	HOME	2- 1	1- 0	4- 0			
7- 5	0- 1	0- 0	AWAY	0- 1	1- 1	6- 2			
4- 0	0- 0	0- 0	NEUTRAL	1- 0	1- 0	2- 0			
7- 4	0- 1	0- 0	NON-CONFERENCE	2- 1	1- 0	4- 2			
1- 1	0- 0	0- 0	HOME	1- 1	0- 0	0- 0			
2- 3	0- 1	0- 0	AWAY	0- 0	0- 0	2- 2			
4- 0	0- 0	0- 0	NEUTRAL	1- 0	1- 0	2- 0			
11- 2	0- 0	0- 0	CONFERENCE	1- 1	2- 1	8- 0			
6- 0	0- 0	0- 0	HOME	1- 0	1- 0	4- 0			
5- 2	0- 0	0- 0	AWAY	0- 1	1- 1	4- 0			
0- 0	0- 0	0- 0	NEUTRAL	0- 0	0- 0	0- 0			

RPI 1-25				RPI 26-50				RPI 51-100 Team's RPI: 77				RPI 101+			
RPI	S	Opponent	Score	RPI	S	Opponent	Score	RPI	S	Opponent	Score	RPI	S	Opponent	Score
23	A	Michigan St.	68 <b>84</b>					62	H	Belmont	63 <b>79</b>	124	A	IUPUI	78 75
								65	A	Green Bay	37 <b>56</b>	124	H	IUPUI	66 59
								65	H	Green Bay	85 67	127	A	Youngstown St.	68 <b>83</b>
								83	N	Drexel	71 63	148	N	Marist	76 60
								87	H	Kent St.	61 55	153	A	Charlotte	85 <b>88</b>
												189	A	Milwaukee	73 69
												189	H	Milwaukee	61 57
												212	A	UNLV	68 52
												215	N	Stetson	57 44
												256	N	Hofstra	93 64
												269	A	Cleveland St.	70 65
												273	A	CSU Bakersfield	74 <b>76</b>
												279	A	Northern Ky.	61 55
												304	H	Oakland	69 58
												307	A	Manhattan	60 44
												331	A	UIC	79 46
												331	H	UIC	72 47
												336	H	Detroit Mercy	78 59
LAST 12 Division I GAMES:															
65	A	Green Bay	37 <b>56</b>	269	A	Cleveland St.	70 65								
189	A	Milwaukee	73 69	127	A	Youngstown St.	68 <b>83</b>								
124	H	IUPUI	66 59	279	A	Northern Ky.	61 55								
331	H	UIC	72 47	189	H	Milwaukee	61 57								
336	H	Detroit Mercy	78 59	65	H	Green Bay	85 67								
304	H	Oakland	69 58	331	A	UIC	79 46								

Non-Div I Games: Kentucky St. 83 53

Wright St.

■ Loss, 
 ■ Non-Conf, 
 ■ S Site, 
 ■ Home 
 ■ A Away 
 N Neutral

Average RPI Win:	168	WON-LOST	WINNING	LAST 10	STRENGTH OF	OPP. STRENGTH	TEAM	ADJ.	CONF.	ADJ CONF.
Average RPI Loss:	94	RECORD	PCT. RANK	GAMES	SCHEDULE	OF SCHEDULE	RPI	RPI	RPI	RPI
DIV. I ONLY	12- 5	72	1- 0	66	128	50	50	15	15	
DIV. I NON-CONF.	5- 2	82	0- 0	27	52	22	22	13	13	
TOTALS	RPI 1-25	RPI 26-50	W-L RECORDS	RPI 51-100	RPI 101-150	RPI 150+				
12- 5	0- 0	1- 1	OVERALL	2- 3	2- 0	7- 1				
8- 1	0- 0	1- 0	HOME	2- 1	1- 0	4- 0				
3- 4	0- 0	0- 1	AWAY	0- 2	1- 0	2- 1				
1- 0	0- 0	0- 0	NEUTRAL	0- 0	0- 0	1- 0				
5- 2	0- 0	1- 1	NON-CONFERENCE	1- 1	1- 0	2- 0				
4- 0	0- 0	1- 0	HOME	1- 0	1- 0	1- 0				
0- 2	0- 0	0- 1	AWAY	0- 1	0- 0	0- 0				
1- 0	0- 0	0- 0	NEUTRAL	0- 0	0- 0	1- 0				
7- 3	0- 0	0- 0	CONFERENCE	1- 2	1- 0	5- 1				
4- 1	0- 0	0- 0	HOME	1- 1	0- 0	3- 0				
3- 2	0- 0	0- 0	AWAY	0- 1	1- 0	2- 1				
0- 0	0- 0	0- 0	NEUTRAL	0- 0	0- 0	0- 0				

RPI 1-25			RPI 26-50			Team's RPI: 50			RPI 51-100			RPI 101+			
RPI	S	Opponent	Score	RPI	S	Opponent	Score	RPI	S	Opponent	Score	RPI	S	Opponent	Score
28	H	South Dakota St.	77 70	52	H	New Mexico	75 78	113	A	Fresno St.	63 56				
49	A	Saint Mary's (CA)	84 90	69	A	Boise St.	64 72	138	H	Montana St.	66 58				
				69	H	Boise St.	64 52	170	H	Denver	78 74				
				79	A	Pacific	64 70	173	N	North Texas	53 49				
				86	H	Idaho	64 61	205	H	San Diego St.	87 45				
								212	H	UNLV	90 62				
								220	A	Utah St.	42 50				
								249	A	Colorado St.	60 49				
								250	H	Air Force	80 60				
								325	A	San Jose St.	70 56				
LAST 12 Division I GAMES:															
249	A	Colorado St.	60 49	220	A	Utah St.	42 50								
250	H	Air Force	80 60	205	H	San Diego St.	87 45								
113	A	Fresno St.	63 56	212	H	UNLV	90 62								
69	H	Boise St.	64 52	69	A	Boise St.	64 72								
325	A	San Jose St.	70 56	28	H	South Dakota St.	77 70								
52	H	New Mexico	75 78	86	H	Idaho	64 61								

Non-Div I Games: Chadron St. 80 33 UC-Colo. Springs 98 37

Wyoming

■ Loss, 
 ■ Non-Conf, S Site, 
 ■ Home 
 ■ Away 
 N Neutral

Average RPI Win:	218	WON-LOST	WINNING	LAST 10	STRENGTH OF	OPP. STRENGTH	TEAM	ADJ.	CONF.	ADJ CONF.
Average RPI Loss:	77	RECORD	PCT. RANK	GAMES	SCHEDULE	OF SCHEDULE	RPI	RPI	RPI	RPI
DIV. I ONLY	11- 12	171	0- 1	111	98	171	171	6	6	
DIV. I NON-CONF.	9- 2	43	0- 0	277	300	135	135	4	4	
TOTALS	RPI 1-25	RPI 26-50	W-L RECORDS	RPI 51-100	RPI 101-150	RPI 150+				
11- 12	0- 1	0- 4	OVERALL	0- 3	5- 4	6- 0				
9- 5	0- 1	0- 2	HOME	0- 0	3- 2	6- 0				
2- 7	0- 0	0- 2	AWAY	0- 3	2- 2	0- 0				
0- 0	0- 0	0- 0	NEUTRAL	0- 0	0- 0	0- 0				
9- 2	0- 0	0- 0	NON-CONFERENCE	0- 1	3- 1	6- 0				
8- 1	0- 0	0- 0	HOME	0- 0	2- 1	6- 0				
1- 1	0- 0	0- 0	AWAY	0- 1	1- 0	0- 0				
0- 0	0- 0	0- 0	NEUTRAL	0- 0	0- 0	0- 0				
2- 10	0- 1	0- 4	CONFERENCE	0- 2	2- 3	0- 0				
1- 4	0- 1	0- 2	HOME	0- 0	1- 1	0- 0				
1- 6	0- 0	0- 2	AWAY	0- 2	1- 2	0- 0				
0- 0	0- 0	0- 0	NEUTRAL	0- 0	0- 0	0- 0				

RPI 1-25				RPI 26-50				RPI 51-100				RPI 101+ Team's RPI: 171			
RPI	S	Opponent	Score	RPI	S	Opponent	Score	RPI	S	Opponent	Score	RPI	S	Opponent	Score
9	H	Marquette	44 90	36	H	DePaul	71 73	89	A	Cincinnati	61 79	108	A	Wake Forest	62 50
				42	A	Villanova	71 75	90	A	Georgetown	61 68	110	A	Seton Hall	80 76
				45	A	Butler	38 63	97	A	Providence	58 71	110	H	Seton Hall	63 62
				45	H	Butler	41 63					117	H	Minnesota	53 78
												119	A	St. John's (NY)	41 70
												119	H	St. John's (NY)	57 76
												120	A	Creighton	62 66
												131	H	Tennessee Tech	70 60
												142	H	North Ala.	94 81
												231	H	Bowling Green	65 49
												246	H	Alabama St.	87 58
												308	H	Fairfield	48 35
												316	H	New Orleans	61 45
												345	H	Delaware St.	80 59
												346	H	Chicago St.	91 57
LAST 12 Division I GAMES:															
45	A	Butler	38 63	120	A	Creighton	62 66								
119	A	St. John's (NY)	41 70	45	H	Butler	41 63								
110	A	Seton Hall	80 76	110	H	Seton Hall	63 62								
36	H	DePaul	71 73	119	H	St. John's (NY)	57 76								
9	H	Marquette	44 90	42	A	Villanova	71 75								
97	A	Providence	58 71	90	A	Georgetown	61 68								

Non-Div I Games:

Xavier

Y  
a  
l  
e

Y  
a  
l  
e

Yale

Page 350

Average RPI Win:	239	WON-LOST	WINNING	LAST 10	STRENGTH OF	OPP. STRENGTH	TEAM	ADJ.	CONF.	ADJ CONF.
Average RPI Loss:	99	RECORD	PCT. RANK	GAMES	SCHEDULE	OF SCHEDULE	RPI	RPI	RPI	RPI
DIV. I ONLY	15- 6	64	0- 1	254	213	127	127	21	21	
DIV. I NON-CONF.	6- 3	91	0- 0	89	224	70	70	17	17	
TOTALS	RPI 1-25	RPI 26-50	W-L RECORDS	RPI 51-100	RPI 101-150	RPI 150+				
15- 6	0- 0	0- 0	OVERALL	1- 4	3- 1	11- 1				
11- 1	0- 0	0- 0	HOME	1- 1	2- 0	8- 0				
4- 5	0- 0	0- 0	AWAY	0- 3	1- 1	3- 1				
0- 0	0- 0	0- 0	NEUTRAL	0- 0	0- 0	0- 0				
6- 3	0- 0	0- 0	NON-CONFERENCE	0- 3	2- 0	4- 0				
4- 1	0- 0	0- 0	HOME	0- 1	1- 0	3- 0				
2- 2	0- 0	0- 0	AWAY	0- 2	1- 0	1- 0				
0- 0	0- 0	0- 0	NEUTRAL	0- 0	0- 0	0- 0				
9- 3	0- 0	0- 0	CONFERENCE	1- 1	1- 1	7- 1				
7- 0	0- 0	0- 0	HOME	1- 0	1- 0	5- 0				
2- 3	0- 0	0- 0	AWAY	0- 1	0- 1	2- 1				
0- 0	0- 0	0- 0	NEUTRAL	0- 0	0- 0	0- 0				

RPI 1-25				RPI 26-50				RPI 51-100				RPI 101+				Team's RPI: 127
RPI	S	Opponent	Score	RPI	S	Opponent	Score	RPI	S	Opponent	Score	RPI	S	Opponent	Score	
								51	A	Bucknell	68 73	124	A	IUPUI	44 64	
								65	A	Green Bay	42 60	124	H	IUPUI	70 52	
								76	H	Yale	56 58	126	A	Pittsburgh	64 55	
								77	H	Wright St.	83 68	139	H	Akron	72 61	
								87	A	Kent St.	34 62	189	A	Milwaukee	68 71	
												214	H	Saint Francis (PA)	80 56	
												218	H	Robert Morris	69 59	
												248	H	Loyola Chicago	74 63	
												269	H	Cleveland St.	73 55	
												279	H	Northern Ky.	77 66	
												280	A	Canisius	62 36	
												304	A	Oakland	69 55	
												304	H	Oakland	76 61	
												331	H	UIC	81 29	
												336	A	Detroit Mercy	85 59	
												336	H	Detroit Mercy	91 45	
LAST 12 Division I GAMES:																
				124	A	IUPUI	44 64					65	A	Green Bay	42 60	
				336	H	Detroit Mercy	91 45					189	A	Milwaukee	68 71	
				304	H	Oakland	76 61					124	H	IUPUI	70 52	
				269	H	Cleveland St.	73 55					331	H	UIC	81 29	
				279	H	Northern Ky.	77 66					304	A	Oakland	69 55	
				77	H	Wright St.	83 68					336	A	Detroit Mercy	85 59	

Non-Div I Games: Thiel 76 53 Carlow 90 31

Youngstown St.