

Average RPI Win:	309
Average RPI Loss:	184

DIV. I ONLY	10- 8	140	7- 3	345	339	260	260	25	25
DIV. I NON-CONF.	3- 4	209	0- 0	264	349	254	254	25	25
TOTALS	RPI 1-25	RPI 26-50	W-L RECORDS	RPI 51-100	RPI 101-999	RPI 201+			
10- 8	0- 0	0- 0	OVERALL	0- 0	10- 8	10- 4			
5- 3	0- 0	0- 0	HOME	0- 0	5- 3	5- 0			
3- 5	0- 0	0- 0	AWAY	0- 0	3- 1	3- 1			
2- 0	0- 0	0- 0	NEUTRAL	0- 0	2- 0	2- 0			
3- 4	0- 0	0- 0	NON-CONFERENCE	0- 0	3- 4	3- 2			
1- 1	0- 0	0- 0	HOME	0- 0	1- 1	1- 0			
0- 3	0- 0	0- 0	AWAY	0- 0	0- 3	0- 2			
2- 0	0- 0	0- 0	NEUTRAL	0- 0	2- 0	2- 0			
7- 4	0- 0	0- 0	CONFERENCE	0- 0	7- 4	7- 2			
4- 2	0- 0	0- 0	HOME	0- 0	4- 2	4- 0			
3- 2	0- 0	0- 0	AWAY	0- 0	3- 2	3- 2			
0- 0	0- 0	0- 0	NEUTRAL	0- 0	0- 0	0- 0			

RPI 1-25				RPI 26-50				RPI 51-100				RPI 101+ Team's RPI: 260			
RPI	S	Opponent	Score	RPI	S	Opponent	Score	RPI	S	Opponent	Score	RPI	S	Opponent	Score
												108	H	Rice	56 67
												109	H	Lamar University	31 70
												125	A	UTEP	49 69
												129	H	Central Ark.	50 58
												214	A	Abilene Christian	59 61
												224	A	New Orleans	49 66
												239	A	New Mexico St.	61 70
												248	H	Nicholls St.	76 55
												264	N	Prairie View	72 62
												289	H	Southeastern La.	56 52
												316	A	Incarnate Word	62 58
												318	H	Houston Baptist	50 49
												320	A	Northwestern St.	62 56
												324	A	UTRGV	53 56
												324	H	UTRGV	71 41
												332	A	Sam Houston St.	67 57
												332	H	Sam Houston St.	62 48
												343	N	Florida A&M	58 55
LAST 12 Division I GAMES:															
				332	H	Sam Houston St.	62 48	224	A	New Orleans	49 66				
				316	A	Incarnate Word	62 58	332	A	Sam Houston St.	67 57				
				289	H	Southeastern La.	56 52	320	A	Northwestern St.	62 56				
				318	H	Houston Baptist	50 49	109	H	Lamar University	31 70				
				214	A	Abilene Christian	59 61	129	H	Central Ark.	50 58				
				248	H	Nicholls St.	76 55	108	H	Rice	56 67				

A&M-Corpus Christi

Average RPI Win:	279	WON-LOST	WINNING	LAST 10	STRENGTH OF	OPP. STRENGTH	TEAM	ADJ.	CONF.	ADJ CONF.
Average RPI Loss:	139	RECORD	PCT. RANK	GAMES	SCHEDULE	OF SCHEDULE	RPI	RPI	RPI	RPI

DIV. I ONLY	10- 8	140	6- 4	302	279	214	214	25	25
DIV. I NON-CONF.	2- 4	239	0- 0	148	140	233	233	25	25

TOTALS	RPI 1-25	RPI 26-50	W-L RECORDS	RPI 51-100	RPI 101-999	RPI 201+			
10- 8	0- 0	0- 1	OVERALL	0- 1	10- 6	9- 2			
7- 1	0- 0	0- 1	HOME	0- 0	7- 0	6- 0			
2- 6	0- 0	0- 0	AWAY	0- 1	2- 5	2- 2			
1- 1	0- 0	0- 0	NEUTRAL	0- 0	1- 1	1- 0			
2- 4	0- 0	0- 1	NON-CONFERENCE	0- 1	2- 2	1- 1			
1- 1	0- 0	0- 1	HOME	0- 0	1- 0	0- 0			
0- 2	0- 0	0- 0	AWAY	0- 1	0- 1	0- 1			
1- 1	0- 0	0- 0	NEUTRAL	0- 0	1- 1	1- 0			
8- 4	0- 0	0- 0	CONFERENCE	0- 0	8- 4	8- 1			
6- 0	0- 0	0- 0	HOME	0- 0	6- 0	6- 0			
2- 4	0- 0	0- 0	AWAY	0- 0	2- 4	2- 1			
0- 0	0- 0	0- 0	NEUTRAL	0- 0	0- 0	0- 0			

RPI 1-25	RPI 26-50	RPI 51-100	RPI 101+	Team's RPI: 214
RPI S Opponent Score	RPI S Opponent Score	RPI S Opponent Score	RPI S Opponent Score	
	38 H FGCU 55 94	94 A Arkansas 65 79	109 A Lamar University 71 77	
			126 A SFA 55 66	
			129 A Central Ark. 45 63	
			152 H Idaho 82 72	
			159 N Radford 65 71	
			210 A SMU 44 65	
			224 H New Orleans 80 70	
			248 A Nicholls St. 60 81	
			260 H A&M-Corpus Christi 61 59	
			262 A McNeese 80 75	
			289 H Southeastern La. 86 80	
			304 N Old Dominion 74 60	
			318 H Houston Baptist 80 68	
			320 H Northwestern St. 80 41	
			332 A Sam Houston St. 75 72	
			332 H Sam Houston St. 83 65	
LAST 12 Division I GAMES:				
248 A Nicholls St. 60 81	320 H Northwestern St. 80 41			
332 A Sam Houston St. 75 72	318 H Houston Baptist 80 68			
109 A Lamar University 71 77	289 H Southeastern La. 86 80			
260 H A&M-Corpus Christi 61 59	262 A McNeese 80 75			
129 A Central Ark. 45 63	332 H Sam Houston St. 83 65			
126 A SFA 55 66	224 H New Orleans 80 70			

Non-Div I Games: Schreiner 97 48 Southwest (NM) 91 47 Howard Payne 88 46 Midwestern St. 88 67 Abilene Christian

Average RPI Win:	278	WON-LOST	WINNING	LAST 10	STRENGTH OF	OPP. STRENGTH	TEAM	ADJ.	CONF.	ADJ CONF.
Average RPI Loss:	159	RECORD	PCT. RANK	GAMES	SCHEDULE	OF SCHEDULE	RPI	RPI	RPI	RPI
DIV. I ONLY	2- 19	337	2- 8	120	203	312	312	16	16	
DIV. I NON-CONF.	0- 10	337	0- 1	97	290	318	318	15	15	

TOTALS	RPI 1-25	RPI 26-50	W-L RECORDS	RPI 51-100	RPI 101-999	RPI 201+				
2- 19	0- 1	0- 0	OVERALL	0- 3	2- 15	2- 3				
2- 9	0- 1	0- 0	HOME	0- 1	2- 7	2- 1				
0- 10	0- 0	0- 0	AWAY	0- 2	0- 8	0- 2				
0- 0	0- 0	0- 0	NEUTRAL	0- 0	0- 0	0- 0				
0- 10	0- 1	0- 0	NON-CONFERENCE	0- 1	0- 8	0- 2				
0- 5	0- 1	0- 0	HOME	0- 0	0- 4	0- 0				
0- 5	0- 0	0- 0	AWAY	0- 1	0- 4	0- 2				
0- 0	0- 0	0- 0	NEUTRAL	0- 0	0- 0	0- 0				
2- 9	0- 0	0- 0	CONFERENCE	0- 2	2- 7	2- 1				
2- 4	0- 0	0- 0	HOME	0- 1	2- 3	2- 1				
0- 5	0- 0	0- 0	AWAY	0- 1	0- 4	0- 0				
0- 0	0- 0	0- 0	NEUTRAL	0- 0	0- 0	0- 0				

RPI 1-25				RPI 26-50				RPI 51-100				RPI 101+ Team's RPI: 312			
RPI	S	Opponent	Score	RPI	S	Opponent	Score	RPI	S	Opponent	Score	RPI	S	Opponent	Score
4	H	Louisville	50 62					82	H	New Mexico	59 88	121	A	Colorado St.	50 61
								83	A	Navy	64 71	121	H	Colorado St.	39 40
								91	A	UNLV	57 69	138	H	Colorado	43 68
												142	A	Fresno St.	48 64
												142	H	Fresno St.	58 64
												145	A	SIUE	40 76
												161	A	Weber St.	52 62
												174	A	Boise St.	46 49
												175	H	Army West Point	59 65
												186	A	Nevada	60 70
												187	H	Denver	54 75
												189	H	Eastern Wash.	63 65
												251	H	San Jose St.	74 75
												258	H	San Diego St.	61 51
												297	H	Utah St.	57 50
												299	A	FIU	69 70
												330	A	Utah Valley	56 59

LAST 12 Division I GAMES:															
121	A	Colorado St.	50 61	251	H	San Jose St.	74 75								
258	H	San Diego St.	61 51	91	A	UNLV	57 69								
142	A	Fresno St.	48 64	186	A	Nevada	60 70								
174	A	Boise St.	46 49	142	H	Fresno St.	58 64								
297	H	Utah St.	57 50	82	H	New Mexico	59 88								
121	H	Colorado St.	39 40	4	H	Louisville	50 62								

Non-Div I Games: Colo. Christian 66 68

Air Force

Loss,
Non-Conf, S Site,
H Home
A Away
N Neutral

Average RPI Win:	238	WON-LOST	WINNING	LAST 10	STRENGTH OF	OPP. STRENGTH	TEAM	ADJ.	CONF.	ADJ CONF.
Average RPI Loss:	76	RECORD	PCT. RANK	GAMES	SCHEDULE	OF SCHEDULE	RPI	RPI	RPI	RPI
DIV. I ONLY	6- 16	288	1- 9	48	110	223	223	7	7	
DIV. I NON-CONF.	5- 5	170	0- 0	93	241	177	177	8	8	

TOTALS	RPI 1-25	RPI 26-50	W-L RECORDS	RPI 51-100	RPI 101-999	RPI 201+				
6- 16	0- 2	0- 4	OVERALL	0- 5	6- 5	3- 0				
5- 8	0- 2	0- 3	HOME	0- 0	5- 3	3- 0				
0- 7	0- 0	0- 1	AWAY	0- 4	0- 2	0- 0				
1- 1	0- 0	0- 0	NEUTRAL	0- 1	1- 0	0- 0				
5- 5	0- 1	0- 1	NON-CONFERENCE	0- 2	5- 1	3- 0				
4- 2	0- 1	0- 1	HOME	0- 0	4- 0	3- 0				
0- 2	0- 0	0- 0	AWAY	0- 1	0- 1	0- 0				
1- 1	0- 0	0- 0	NEUTRAL	0- 1	1- 0	0- 0				
1- 11	0- 1	0- 3	CONFERENCE	0- 3	1- 4	0- 0				
1- 6	0- 1	0- 2	HOME	0- 0	1- 3	0- 0				
0- 5	0- 0	0- 1	AWAY	0- 3	0- 1	0- 0				
0- 0	0- 0	0- 0	NEUTRAL	0- 0	0- 0	0- 0				

RPI 1-25				RPI 26-50				RPI 51-100				RPI 101+ Team's RPI: 223			
RPI	S	Opponent	Score	RPI	S	Opponent	Score	RPI	S	Opponent	Score	RPI	S	Opponent	Score
14	H	Maryland	54 75	26	H	Central Mich.	86 95	55	A	Duquesne	60 66	107	A	Western Mich.	60 76
23	H	Buffalo	66 89	38	H	FGCU	63 82	64	A	Tol edo	54 60	107	H	Western Mich.	51 59
				45	A	Ball St.	65 97	73	N	Harvard	63 76	128	H	Northern Ill.	61 84
				45	H	Ball St.	61 74	79	A	Ohio	67 70	132	A	Bucknell	52 63
								88	A	Mi ami (OH)	67 75	134	H	Kent St.	75 60
												145	N	SIUE	59 58
												194	H	Bowling Green	64 66
												200	H	Youngstown St.	75 58
												289	H	Southeastern La.	66 54
												322	H	Eastern Ky.	62 45
												340	H	Winthrop	69 43

LAST 12 Division I GAMES:															
128	H	Northern Ill.	61 84	88	A	Mi ami (OH)	67 75	194	H	Bowling Green	64 66				
107	A	Western Mich.	60 76	45	H	Ball St.	61 74	79	A	Ohio	67 70				
45	A	Ball St.	65 97	51	H	Western Mich.	51 59	64	A	Tol edo	54 60				
134	H	Kent St.	75 60	26	H	Central Mich.	86 95	23	H	Buffalo	66 89				

Non-Div I Games: Ohio Christian 93 33

Akron

Loss,
Non-Conf, S Site,
H Home
A Away
N Neutral

Average RPI Win: 194

Average RPI Loss: 49

WON-LOST
RECORDWINNING
PCT. RANKLAST 10
GAMESSTRENGTH OF
SCHEDULEOPP. STRENGTH
OF SCHEDULETEAM
RPIADJ.
RPICONF.
RPIADJ CONF.
RPIDIV. I ONLY
DIV. I NON-CONF.14- 10
10- 3122
514- 6
1- 083
19180
284103
86103
862
22
2

TOTALS

RPI 1-25

RPI 26-50

W-L RECORDS

RPI 51-100

RPI 101-999

RPI 201+

14- 10

0- 5

1- 0

OVERALL

3- 4

10- 1

7- 0

10- 4

0- 3

1- 0

HOME

2- 1

7- 0

5- 0

4- 4

0- 1

0- 0

AWAY

1- 2

3- 1

2- 0

0- 2

0- 1

0- 0

NEUTRAL

0- 1

0- 0

0- 0

10- 3

0- 1

0- 0

NON-CONFERENCE

2- 2

8- 0

7- 0

8- 0

0- 0

0- 0

HOME

2- 0

6- 0

5- 0

2- 1

0- 0

0- 0

AWAY

0- 1

2- 0

2- 0

0- 2

0- 1

0- 0

NEUTRAL

0- 1

0- 0

0- 0

4- 7

0- 4

1- 0

CONFERENCE

1- 2

2- 1

0- 0

2- 4

0- 3

1- 0

HOME

0- 1

1- 0

0- 0

2- 3

0- 1

0- 0

AWAY

1- 1

1- 1

0- 0

0- 0

0- 0

0- 0

NEUTRAL

0- 0

0- 0

0- 0

RPI 1-25

RPI 26-50

RPI 51-100

RPI 101+

Team's RPI: 103

RPI	S	Opponent	Score
3	A	Mississippi St.	61 75
15	H	Texas A&M	54 73
17	H	South Carolina	66 79
19	H	Missouri	56 62
21	N	NC State	49 68

RPI	S	Opponent	Score
27	H	LSU	65 51

RPI	S	Opponent	Score
57	N	Elon	55 60
63	A	TCU	67 88
89	H	Utah	65 60
92	A	Auburn	60 69
94	A	Arkansas	83 76
94	H	Arkansas	66 74
97	H	Jacksonville	75 60

RPI	S	Opponent	Score
106	A	Kentucky	54 79
114	H	Missouri St.	65 61
124	H	Vanderbilt	77 75
170	A	Florida	63 54
210	H	SMU	59 44
246	H	Grambling	73 49
266	A	Lipscomb	73 51
298	H	Murray St.	68 47
308	H	Alabama A&M	90 32
325	A	Ga. Southern	84 36
343	H	Florida A&M	91 55

LAST 12 Division I GAMES:

17	H	South Carolina	66 79	3	A	Mississippi St.	61 75
94	H	Arkansas	66 74	27	H	LSU	65 51
92	A	Auburn	60 69	94	A	Arkansas	83 76
106	A	Kentucky	54 79	170	A	Florida	63 54
124	H	Vanderbilt	77 75	19	H	Missouri	56 62
15	H	Texas A&M	54 73	343	H	Florida A&M	91 55

Non-Div I Games:

Alabama

Loss,
Non-Conf,
S Site,
H Home
A Away
N Neutral

Alabama & M

A
l
a
b
a
m
a
A
&
M

Alabama A&M

Average RPI Win:	325	WON-LOST	WINNING	LAST 10	STRENGTH OF	OPP. STRENGTH	TEAM	ADJ.	CONF.	ADJ CONF.
Average RPI Loss:	174	RECORD	PCT. RANK	GAMES	SCHEDULE	OF SCHEDULE	RPI	RPI	RPI	RPI
DIV. I ONLY	5- 16	301	4- 6	269	330	317	317	32	32	
DIV. I NON-CONF.	1- 9	318	0- 0	25	180	247	247	32	32	

TOTALS	RPI 1-25	RPI 26-50	W-L RECORDS	RPI 51-100	RPI 101-999	RPI 201+				
5- 16	0- 2	0- 1	OVERALL	0- 1	5- 12	5- 6				
4- 4	0- 0	0- 0	HOME	0- 0	4- 4	4- 2				
1- 11	0- 2	0- 1	AWAY	0- 1	1- 7	1- 4				
0- 1	0- 0	0- 0	NEUTRAL	0- 0	0- 1	0- 0				
1- 9	0- 2	0- 1	NON-CONFERENCE	0- 1	1- 5	1- 0				
1- 2	0- 0	0- 0	HOME	0- 0	1- 2	1- 0				
0- 6	0- 2	0- 1	AWAY	0- 1	0- 2	0- 0				
0- 1	0- 0	0- 0	NEUTRAL	0- 0	0- 1	0- 0				
4- 7	0- 0	0- 0	CONFERENCE	0- 0	4- 7	4- 6				
3- 2	0- 0	0- 0	HOME	0- 0	3- 2	3- 2				
1- 5	0- 0	0- 0	AWAY	0- 0	1- 5	1- 4				
0- 0	0- 0	0- 0	NEUTRAL	0- 0	0- 0	0- 0				

RPI 1-25				RPI 26-50				RPI 51-100				RPI 101+ Team's RPI: 317			
RPI	S	Opponent	Score	RPI	S	Opponent	Score	RPI	S	Opponent	Score	RPI	S	Opponent	Score
8	A	Tennessee	51 104	43	A	Miami (FL)	31 79	71	A	UAB	44 61	110	H	South Ala.	47 59
17	A	South Carolina	31 99									126	N	SFA	50 77
												163	A	Southern Miss.	35 72
												167	A	Southern U.	58 66
												171	A	Samford	39 58
												181	H	Troy	63 93
												246	A	Grambling	71 93
												250	H	Texas Southern	39 71
												264	H	Prairie View	70 68
												276	A	Alcorn	41 73
												306	A	Jackson St.	61 70
												308	H	Alabama A&M	69 78
												337	A	Ark. -Pine Bluff	53 55
												337	H	Ark. -Pine Bluff	63 54
												341	H	Savannah St.	81 61
												342	A	Mississippi Val.	70 62
												342	H	Mississippi Val.	76 41

LAST 12 Division I GAMES:															
337	A	Ark. -Pine Bluff	53 55	308	H	Alabama A&M	69 78								
342	A	Mississippi Val.	70 62	337	H	Ark. -Pine Bluff	63 54								
250	H	Texas Southern	39 71	342	H	Mississippi Val.	76 41								
264	H	Prairie View	70 68	246	A	Grambling	71 93								
276	A	Alcorn	41 73	306	A	Jackson St.	61 70								
167	A	Southern U.	58 66	71	A	UAB	44 61								

Non-Div I Games: Mobile 61 50

Alabama St.

Loss,
Non-Conf,
S Site,
H Home
A Away
N Neutral

Average RPI Win:	222	WON-LOST	WINNING	LAST 10	STRENGTH OF	OPP. STRENGTH	TEAM	ADJ.	CONF.	ADJ CONF.
Average RPI Loss:	137	RECORD	PCT. RANK	GAMES	SCHEDULE	OF SCHEDULE	RPI	RPI	RPI	RPI
DIV. I ONLY	20- 5	28	8- 2	245	225	81	81	20	20	
DIV. I NON-CONF.	11- 2	22	0- 0	204	161	56	56	24	24	

TOTALS	RPI 1-25	RPI 26-50	W-L RECORDS	RPI 51-100	RPI 101-999	RPI 201+				
20- 5	0- 1	0- 0	OVERALL	2- 1	18- 3	12- 1				
10- 1	0- 0	0- 0	HOME	2- 1	8- 0	5- 0				
8- 4	0- 1	0- 0	AWAY	0- 0	8- 3	7- 1				
2- 0	0- 0	0- 0	NEUTRAL	0- 0	2- 0	0- 0				
11- 2	0- 1	0- 0	NON-CONFERENCE	1- 1	10- 0	6- 0				
4- 1	0- 0	0- 0	HOME	1- 1	3- 0	2- 0				
5- 1	0- 1	0- 0	AWAY	0- 0	5- 0	4- 0				
2- 0	0- 0	0- 0	NEUTRAL	0- 0	2- 0	0- 0				
9- 3	0- 0	0- 0	CONFERENCE	1- 0	8- 3	6- 1				
6- 0	0- 0	0- 0	HOME	1- 0	5- 0	3- 0				
3- 3	0- 0	0- 0	AWAY	0- 0	3- 3	3- 1				
0- 0	0- 0	0- 0	NEUTRAL	0- 0	0- 0	0- 0				

RPI	S	Opponent	Score	RPI	S	Opponent	Score	RPI	S	Opponent	Score	RPI	S	Opponent	Score
14	A	Maryland	58 91					60	H	St. John's (NY)	66 71	116	H	Dartmouth	76 61
								68	H	Maine	68 54	128	N	Northern Ill.	97 91
								74	H	Fordham	59 52	149	H	Binghamton	63 46
												158	A	Hartford	55 70
												164	N	Southern Ill.	68 57
												180	A	New Hampshire	68 74
												180	H	New Hampshire	66 53
												197	A	Siena	78 63
												207	A	Stony Brook	72 68
												207	H	Stony Brook	64 58
												236	A	Holy Cross	65 56
												243	H	St. Bonaventure	69 52
												252	A	Manhattan	62 56
												272	A	Vermont	57 62
												272	H	Vermont	67 55
												294	A	Central Conn. St.	72 60
												300	A	Monmouth	68 44
												323	H	Wagner	89 44
												326	A	UMBC	78 75
												347	A	UMass Lowell	61 52
												347	H	UMass Lowell	93 60
LAST 12 Division I GAMES:															
272	A	Vermont	57 62	347	A	UMass Lowell	61 52								
347	H	UMass Lowell	93 60	149	H	Binghamton	63 46								
180	A	New Hampshire	68 74	68	H	Maine	68 54								
207	H	Stony Brook	64 58	207	A	Stony Brook	72 68								
272	H	Vermont	67 55	180	H	New Hampshire	66 53								
326	A	UMBC	78 75	158	A	Hartford	55 70								

Non-Div I Games:

Albany (NY)

Loss,
Non-Conf,
S Site,
H Home
A Away
N Neutral

A l c o r n

A
l
c
o
r
n

Non-Div I Games: Tougaloo 76 64 Blue Mountain (MS) 76 35 LeMoyne-Owen 81 54

Page 9

Average RPI Win:	204	WON-LOST	WINNING	LAST 10	STRENGTH OF	OPP. STRENGTH	TEAM	ADJ.	CONF.	ADJ CONF.
Average RPI Loss:	87	RECORD	PCT. RANK	GAMES	SCHEDULE	OF SCHEDULE	RPI	RPI	RPI	RPI
DIV. I ONLY	19- 4	19	10- 0	220	142	65	65	15	15	
DIV. I NON-CONF.	7- 4	102	0- 0	213	105	100	100	18	18	

TOTALS	RPI 1-25	RPI 26-50	W-L RECORDS	RPI 51-100	RPI 101-999	RPI 201+				
19- 4	0- 1	0- 0	OVERALL	2- 1	17- 2	10- 0				
11- 0	0- 0	0- 0	HOME	2- 0	9- 0	4- 0				
8- 3	0- 0	0- 0	AWAY	0- 1	8- 2	6- 0				
0- 1	0- 1	0- 0	NEUTRAL	0- 0	0- 0	0- 0				
7- 4	0- 1	0- 0	NON-CONFERENCE	1- 1	6- 2	3- 0				
4- 0	0- 0	0- 0	HOME	1- 0	3- 0	1- 0				
3- 3	0- 0	0- 0	AWAY	0- 1	3- 2	2- 0				
0- 1	0- 1	0- 0	NEUTRAL	0- 0	0- 0	0- 0				
12- 0	0- 0	0- 0	CONFERENCE	1- 0	11- 0	7- 0				
7- 0	0- 0	0- 0	HOME	1- 0	6- 0	3- 0				
5- 0	0- 0	0- 0	AWAY	0- 0	5- 0	4- 0				
0- 0	0- 0	0- 0	NEUTRAL	0- 0	0- 0	0- 0				

American

American

RPI	S	Opponent	Score	RPI	S	Opponent	Score	RPI	S	Opponent	Score	RPI	S	Opponent	Score
25	N	Villanova	60 65					78	H	Penn St.	75 66	111	A	George Mason	53 71
								83	H	Navy	46 41	119	A	Delaware	56 72
								93	A	George Washington	44 61	132	H	Bucknell	68 58
												157	H	Lehigh	82 64
												175	A	Army West Point	64 46
												175	H	Army West Point	71 63
												182	A	Tulsa	72 67
												187	H	Denver	66 53
												200	H	Youngstown St.	78 72
												208	H	Boston U.	66 50
												220	A	Loyola Maryland	71 58
												220	H	Loyola Maryland	69 56
												225	H	La Salle	66 48
												236	A	Holy Cross	68 63
												244	A	Lafayette	74 67
												272	A	Vermont	64 62
												278	A	Colgate	77 55
												278	H	Colgate	67 44
												326	A	UMBC	61 48
LAST 12 Division I GAMES:															
220	H	Loyola Maryland	69 56	157	H	Lehigh	82 64								
175	H	Army West Point	71 63	220	A	Loyola Maryland	71 58								
278	H	Colgate	67 44	175	A	Army West Point	64 46								
236	A	Holy Cross	68 63	83	H	Navy	46 41								
244	A	Lafayette	74 67	278	A	Colgate	77 55								
208	H	Boston U.	66 50	132	H	Bucknell	68 58								

Non-Div I Games:

American

Loss,
Non-Conf,
S Site,
H Home
A Away
N Neutral

Average RPI Win:	298	WON-LOST	WINNING	LAST 10	STRENGTH OF	OPP. STRENGTH	TEAM	ADJ.	CONF.	ADJ CONF.
Average RPI Loss:	147	RECORD	PCT. RANK	GAMES	SCHEDULE	OF SCHEDULE	RPI	RPI	RPI	RPI
DIV. I ONLY	6- 17	290	4- 6	189	245	268	268	23	23	
DIV. I NON-CONF.	2- 9	295	0- 0	172	218	265	265	23	23	

TOTALS	RPI 1-25	RPI 26-50	W-L RECORDS	RPI 51-100	RPI 101-999	RPI 201+				
6- 17	0- 0	0- 0	OVERALL	0- 3	6- 14	6- 2				
3- 7	0- 0	0- 0	HOME	0- 2	3- 5	3- 0				
3- 10	0- 0	0- 0	AWAY	0- 0	3- 5	3- 1				
0- 0	0- 0	0- 0	NEUTRAL	0- 0	0- 0	0- 0				
2- 9	0- 0	0- 0	NON-CONFERENCE	0- 3	2- 6	2- 2				
0- 4	0- 0	0- 0	HOME	0- 2	0- 2	0- 0				
2- 5	0- 0	0- 0	AWAY	0- 1	2- 4	2- 2				
0- 0	0- 0	0- 0	NEUTRAL	0- 0	0- 0	0- 0				
4- 8	0- 0	0- 0	CONFERENCE	0- 0	4- 8	4- 0				
3- 3	0- 0	0- 0	HOME	0- 0	3- 3	3- 0				
1- 5	0- 0	0- 0	AWAY	0- 0	1- 5	1- 0				
0- 0	0- 0	0- 0	NEUTRAL	0- 0	0- 0	0- 0				

RPI 1-25				RPI 26-50				RPI 51-100				RPI 101+				Team's RPI: 268
RPI	S	Opponent	Score	RPI	S	Opponent	Score	RPI	S	Opponent	Score	RPI	S	Opponent	Score	
								67	H	Georgia Tech	41 75	104	A	Wake Forest	49 78	
								71	H	UAB	59 70	110	A	South Ala.	52 54	
								100	A	North Carolina	43 56	112	H	Little Rock	40 52	
												141	H	ETSU	57 70	
												147	A	Texas St.	50 92	
												147	H	Texas St.	54 69	
												155	A	Louisiana	45 61	
												156	H	Davidson	57 59	
												159	A	Radford	40 61	
												181	A	Troy	74 81	
												192	A	UT Arlington	48 49	
												192	H	UT Arlington	60 64	
												216	H	Arkansas St.	68 66	
												221	A	N. C. A&T	56 81	
												247	A	UNC Asheville	60 69	
												257	A	Col. of Charleston	76 70	
												319	H	Georgia St.	77 62	
												325	H	Ga. Southern	87 56	
												335	A	Marshall	56 54	
												336	A	La. -Monroe	71 67	

LAST 12 Division I GAMES:																
				147	A	Texas St.	50 92	325	H	Ga. Southern	87 56					
				192	A	UT Arlington	48 49	319	H	Georgia St.	77 62					
				216	H	Arkansas St.	68 66	336	A	La. -Monroe	71 67					
				112	H	Little Rock	40 52	155	A	Louisiana	45 61					
				110	A	South Ala.	52 54	192	H	UT Arlington	60 64					
				181	A	Troy	74 81	147	H	Texas St.	54 69					

Non-Div I Games:

Appalachian St.

A
r
i
z
o
n
a

A
r
i
z
o
n
a

Ari zona

Page 12

Average RPI Win: 141		WON-LOST RECORD	WINNING PCT. RANK	LAST 10 GAMES	STRENGTH OF SCHEDULE	OPP. STRENGTH OF SCHEDULE	TEAM RPI	ADJ. RPI	CONF. RPI	ADJ. CONF. RPI
Average RPI Loss: 29										
DIV. I ONLY		17- 8	74	5- 5	42	10	33	33	5	5
DIV. I NON-CONF.		9- 3	61	0- 0	104	24	53	53	3	3
TOTALS		RPI 1-25	RPI 26-50	W-L RECORDS	RPI 51-100	RPI 101-999	RPI 201+			
17- 8	2- 5		2- 2	OVERALL	3- 1	10- 0	4- 0			
12- 1	2- 0		1- 0	HOME	2- 1	7- 0	4- 0			
4- 5	0- 3		1- 2	AWAY	1- 0	2- 0	0- 0			
1- 2	0- 2		0- 0	NEUTRAL	0- 0	1- 0	0- 0			
9- 3	1- 3		0- 0	NON-CONFERENCE	1- 0	7- 0	4- 0			
7- 0	1- 0		0- 0	HOME	1- 0	5- 0	4- 0			
1- 1	0- 1		0- 0	AWAY	0- 0	1- 0	0- 0			
1- 2	0- 2		0- 0	NEUTRAL	0- 0	1- 0	0- 0			
8- 5	1- 2		2- 2	CONFERENCE	2- 1	3- 0	0- 0			
5- 1	1- 0		1- 0	HOME	1- 1	2- 0	0- 0			
3- 4	0- 2		1- 2	AWAY	1- 0	1- 0	0- 0			
0- 0	0- 0		0- 0	NEUTRAL	0- 0	0- 0	0- 0			

RPI 1-25				RPI 26-50				RPI 51-100				RPI 101+			
RPI	S	Opponent	Score	RPI	S	Opponent	Score	RPI	S	Opponent	Score	RPI	S	Opponent	Score
3	N	Mississippi St.	57 65	35	A	California	57 42	86	H	Washington St.	77 51	138	A	Colorado	72 47
6	A	Florida St.	66 77	35	H	California	80 71	89	A	Utah	83 81	138	H	Colorado	73 59
10	A	Oregon	64 74	46	A	Southern California	62 77	89	H	Utah	56 58	142	A	Fresno St.	81 49
12	A	Stanford	50 74	50	A	Oregon St.	54 57	94	H	Arkansas	89 43	152	H	Idaho	77 33
12	H	Stanford	73 66									172	H	Washington	61 41
13	N	Green Bay	48 61									196	N	Columbia	72 48
23	H	Buffalo	76 57									233	H	UC Riverside	73 48
Team's RPI : 33															
LAST 12 Division I GAMES:															
				46	A	Southern California	62 77	89	H	Utah	56 58				
				86	H	Washington St.	77 51	10	A	Oregon	64 74				
				172	H	Washington	61 41	50	A	Oregon St.	54 57				
				35	A	California	57 42	12	H	Stanford	73 66				
				12	A	Stanford	50 74	35	H	California	80 71				
				138	H	Colorado	73 59	89	A	Utah	83 81				

Non-Div I Games:

Arizona St.

Average RPI Win:	322	WON-LOST	WINNING	LAST 10	STRENGTH OF	OPP. STRENGTH	TEAM	ADJ.	CONF.	ADJ CONF.
Average RPI Loss:	211	RECORD	PCT. RANK	GAMES	SCHEDULE	OF SCHEDULE	RPI	RPI	RPI	RPI
DIV. I ONLY	3- 16	320	2- 8	312	321	337	337	32	32	
DIV. I NON-CONF.	0- 8	337	0- 1	142	94	325	325	32	32	

TOTALS	RPI 1-25	RPI 26-50	W-L RECORDS	RPI 51-100	RPI 101-999	RPI 201+				
3- 16	0- 1	0- 1	OVERALL	0- 1	3- 13	3- 11				
2- 4	0- 0	0- 0	HOME	0- 0	2- 4	2- 3				
1- 10	0- 0	0- 0	AWAY	0- 0	1- 0	1- 0				
0- 2	0- 0	0- 0	NEUTRAL	0- 0	0- 2	0- 2				
0- 8	0- 1	0- 1	NON-CONFERENCE	0- 1	0- 5	0- 4				
0- 0	0- 0	0- 0	HOME	0- 0	0- 0	0- 0				
0- 6	0- 1	0- 1	AWAY	0- 1	0- 3	0- 2				
0- 2	0- 0	0- 0	NEUTRAL	0- 0	0- 2	0- 2				
3- 8	0- 0	0- 0	CONFERENCE	0- 0	3- 8	3- 7				
2- 4	0- 0	0- 0	HOME	0- 0	2- 4	2- 3				
1- 4	0- 0	0- 0	AWAY	0- 0	1- 4	1- 4				
0- 0	0- 0	0- 0	NEUTRAL	0- 0	0- 0	0- 0				

RPI 1-25				RPI 26-50				RPI 51-100				RPI 101+				Team's RPI: 337
RPI	S	Opponent	Score	RPI	S	Opponent	Score	RPI	S	Opponent	Score	RPI	S	Opponent	Score	
20	A	Iowa	45 85	47	A	Dayton	43 81	59	A	Nebraska	52 73	167	H	Southern U.	52 71	
												182	A	Tulsa	37 87	
												218	N	Oakland	37 69	
												226	A	Texas Tech	47 74	
												238	A	Austin Peay	61 97	
												246	H	Grambling	57 66	
												250	A	Texas Southern	52 58	
												259	N	Towson	44 70	
												264	A	Prairie View	52 64	
												276	H	Alcorn	77 80	
												306	H	Jackson St.	54 60	
												308	A	Alabama A&M	49 52	
												308	H	Alabama A&M	57 48	
												317	A	Alabama St.	54 63	
												317	H	Alabama St.	55 53	
												342	A	Mississippi Val.	64 59	

LAST 12 Division I GAMES:																
317	H	Alabama St.	55 53	276	H	Alcorn	77 80									
308	H	Alabama A&M	57 48	167	H	Southern U.	52 71									
306	H	Jackson St.	54 60	317	A	Alabama St.	54 63									
246	H	Grambling	57 66	308	A	Alabama A&M	49 52									
250	A	Texas Southern	52 58	342	A	Mississippi Val.	64 59									
264	A	Prairie View	52 64	218	N	Oakland	37 69									

Non-Div I Games: Tougalo 71 51 Philander Smith 81 73

Ark. -Pine Bluff

Loss, Non-Conf, S Site, H Home A Away N Neutral

Average RPI	Win:	189	WON-LOST	WINNING	LAST 10	STRENGTH OF	OPP. STRENGTH	TEAM	ADJ.	CONF.	ADJ CONF.
Average RPI	Loss:	68	RECORD	PCT. RANK	GAMES	SCHEDULE	OF SCHEDULE	RPI	RPI	RPI	RPI
DIV. I ONLY		12- 12	169	2- 8	43	81	94	94	2	2	
DIV. I NON-CONF.		9- 4	82	1- 0	145	213	76	76	2	2	

TOTALS	RPI 1-25		RPI 26-50		W-L RECORDS		RPI 51-100		RPI 101-999		RPI 201+
12- 12	0- 5		0- 1		OVERALL		1- 1		11- 5		4- 0
8- 4	0- 1		0- 0		HOME		0- 0		8- 3		3- 0
3- 8	0- 4		0- 1		AWAY		1- 1		2- 2		0- 0
1- 0	0- 0		0- 0		NEUTRAL		0- 0		1- 0		1- 0
9- 4	0- 0		0- 1		NON-CONFERENCE		0- 1		9- 2		4- 0
7- 0	0- 0		0- 0		HOME		0- 0		7- 0		3- 0
1- 4	0- 0		0- 1		AWAY		0- 1		1- 2		0- 0
1- 0	0- 0		0- 0		NEUTRAL		0- 0		1- 0		1- 0
3- 8	0- 5		0- 0		CONFERENCE		1- 0		2- 3		0- 0
1- 4	0- 1		0- 0		HOME		0- 0		1- 3		0- 0
2- 4	0- 4		0- 0		AWAY		1- 0		1- 0		0- 0
0- 0	0- 0		0- 0		NEUTRAL		0- 0		0- 0		0- 0

RPI 1-25				RPI 26-50				RPI 51-100				Team's RPI: 94				RPI 101+			
RPI	S	Opponent	Score	RPI	S	Opponent	Score	RPI	S	Opponent	Score	RPI	S	Opponent	Score	RPI	S	Opponent	Score
3	A	Mississippi St.	69 111	33	A	Arizona St.	43 89	59	A	Nebraska	69 80	103	A	Alabama	74 66				
8	H	Tennessee	85 90					92	A	Auburn	68 58	103	H	Alabama	76 83				
17	A	South Carolina	42 90									106	H	Kentucky	65 76				
19	A	Missouri	54 88									122	H	Ole Miss	73 72				
22	A	Georgia	65 78									125	A	UTEP	61 64				
												151	A	Kansas	60 71				
												170	H	Florida	51 65				
												171	H	Samford	84 63				
												178	H	Charlotte	73 72				
												182	H	Tulsa	67 41				
												192	H	UT Arlington	91 57				
												198	A	Oral Roberts	77 66				
												214	H	Abilene Christian	79 65				
												239	N	New Mexico St.	69 60				
												246	H	Grambling	79 62				
												332	H	Sam Houston St.	65 54				
LAST 12 Division I GAMES:																			
8	H	Tennessee	85 90	92	A	Auburn	68 58	22	A	Georgia	65 78	103	H	Alabama	76 83				
103	A	Alabama	74 66	103	H	Alabama	76 83	3	A	Mississippi St.	69 111	122	H	Ole Miss	73 72				
106	H	Kentucky	65 76	246	H	Grambling	79 62												
17	A	South Carolina	42 90																
19	A	Missouri	54 88																
170	H	Florida	51 65																

Non-Div I Games:

Arkansas

Average RPI Win:	264	WON-LOST	WINNING	LAST 10	STRENGTH OF	OPP. STRENGTH	TEAM	ADJ.	CONF.	ADJ CONF.
Average RPI Loss:	135	RECORD	PCT. RANK	GAMES	SCHEDULE	OF SCHEDULE	RPI	RPI	RPI	RPI
DIV. I ONLY	12- 11	160	6- 4	293	175	216	216	23	23	
DIV. I NON-CONF.	5- 6	187	0- 0	155	87	163	163	23	23	

TOTALS	RPI 1-25	RPI 26-50	W-L RECORDS	RPI 51-100	RPI 101-999	RPI 201+				
12- 11	0- 0	0- 1	OVERALL	0- 2	12- 8	8- 1				
8- 3	0- 0	0- 0	HOME	0- 1	8- 2	5- 0				
4- 8	0- 0	0- 1	AWAY	0- 1	4- 6	3- 1				
0- 0	0- 0	0- 0	NEUTRAL	0- 0	0- 0	0- 0				
5- 6	0- 0	0- 1	NON-CONFERENCE	0- 2	5- 3	2- 0				
4- 1	0- 0	0- 0	HOME	0- 1	4- 0	2- 0				
1- 5	0- 0	0- 1	AWAY	0- 1	1- 3	0- 0				
0- 0	0- 0	0- 0	NEUTRAL	0- 0	0- 0	0- 0				
7- 5	0- 0	0- 0	CONFERENCE	0- 0	7- 5	6- 1				
4- 2	0- 0	0- 0	HOME	0- 0	4- 2	3- 0				
3- 3	0- 0	0- 0	AWAY	0- 0	3- 3	3- 1				
0- 0	0- 0	0- 0	NEUTRAL	0- 0	0- 0	0- 0				

RPI 1-25				RPI 26-50				RPI 51-100				RPI 101+				Team's RPI: 216
RPI	S	Opponent	Score	RPI	S	Opponent	Score	RPI	S	Opponent	Score	RPI	S	Opponent	Score	
				28	A	South Fla.	55 98	69	H	Belmont	52 83	112	A	Little Rock	43 53	
								70	A	Indiana	51 93	122	A	Ole Miss	48 74	
												125	H	UTEP	76 73	
												146	A	Pittsburgh	47 87	
												147	H	Texas St.	55 67	
												155	H	Louisiana	75 77	
												170	A	Florida	70 69	
												181	A	Troy	78 95	
												182	A	Tulsa	58 68	
												192	H	UT Arlington	85 80	
												201	H	UT Martin	84 73	
												246	H	Grambling	76 56	
												268	A	Appalachian St.	66 68	
												281	A	Coastal Caro.	70 63	
												319	A	Georgia St.	75 58	
												319	H	Georgia St.	76 63	
												325	A	Ga. Southern	71 62	
												325	H	Ga. Southern	69 48	
												333	H	Tennessee St.	68 62	
												336	H	La. -Monroe	76 62	
LAST 12 Division I GAMES:																
				181	A	Troy	78 95	192	H	UT Arlington	85 80					
				325	H	Ga. Southern	69 48	147	H	Texas St.	55 67					
				319	H	Georgia St.	76 63	319	A	Georgia St.	75 58					
				268	A	Appalachian St.	66 68	325	A	Ga. Southern	71 62					
				281	A	Coastal Caro.	70 63	155	H	Louisiana	75 77					
				112	A	Little Rock	43 53	336	H	La. -Monroe	76 62					

Non-Div I Games:

Arkansas St.

■ Loss,
■ Non-Conf,
■ S Site,
■ Home
■ A Away
N Neutral

Average RPI Win:	229	WON-LOST	WINNING	LAST 10	STRENGTH OF	OPP. STRENGTH	TEAM	ADJ.	CONF.	ADJ CONF.
Average RPI Loss:	149	RECORD	PCT. RANK	GAMES	SCHEDULE	OF SCHEDULE	RPI	RPI	RPI	RPI
DIV. I ONLY	11- 11	169	4- 6	180	236	175	175	15	15	
DIV. I NON-CONF.	6- 4	122	0- 0	216	322	148	148	18	18	

TOTALS	RPI 1-25	RPI 26-50	W-L RECORDS	RPI 51-100	RPI 101-999	RPI 201+				
11- 11	0- 0	0- 1	OVERALL	0- 3	11- 7	8- 4				
6- 4	0- 0	0- 0	HOME	0- 1	6- 3	4- 2				
5- 7	0- 0	0- 1	AWAY	0- 2	5- 4	4- 2				
0- 0	0- 0	0- 0	NEUTRAL	0- 0	0- 0	0- 0				
6- 4	0- 0	0- 1	NON-CONFERENCE	0- 0	6- 3	3- 2				
4- 1	0- 0	0- 0	HOME	0- 0	4- 1	2- 0				
2- 3	0- 0	0- 1	AWAY	0- 0	2- 2	1- 2				
0- 0	0- 0	0- 0	NEUTRAL	0- 0	0- 0	0- 0				
5- 7	0- 0	0- 0	CONFERENCE	0- 3	5- 4	5- 2				
2- 3	0- 0	0- 0	HOME	0- 1	2- 2	2- 2				
3- 4	0- 0	0- 0	AWAY	0- 2	3- 2	3- 0				
0- 0	0- 0	0- 0	NEUTRAL	0- 0	0- 0	0- 0				

RPI 1-25				RPI 26-50				RPI 51-100				RPI 101+ Team's RPI: 175			
RPI	S	Opponent	Score	RPI	S	Opponent	Score	RPI	S	Opponent	Score	RPI	S	Opponent	Score
				31	A	Marquette	53 83	65	A	American	63 71	116	H	Dartmouth	71 56
								65	H	American	46 64	118	A	Yale	82 65
								83	A	Navy	44 70	119	H	Delaware	59 70
												132	A	Bucknell	36 60
												149	H	Binghamton	73 61
												157	A	Lehigh	55 59
												208	H	Boston U.	59 60
												220	A	Loyola Maryland	69 62
												220	H	Loyola Maryland	62 47
												236	H	Holy Cross	62 70
												244	A	Lafayette	65 60
												244	H	Lafayette	48 39
												267	A	Fairleigh Dickinson	56 58
												275	A	St. Francis Brooklyn	52 73
												277	H	LIU Brooklyn	71 37
												278	A	Colgate	62 54
												312	A	Air Force	65 59
												346	H	NJIT	79 49
LAST 12 Division I GAMES:															
244	H	Lafayette	48 39	83	A	Navy	44 70	244	A	Lafayette	65 60				
65	A	American	63 71	65	H	American	46 64	65	H	American	46 64				
220	H	Loyola Maryland	62 47	132	A	Bucknell	36 60	220	A	Loyola Maryland	69 62				
278	A	Colgate	62 54	220	A	Loyola Maryland	62 47	208	H	Boston U.	59 60				
157	A	Lehigh	55 59												
236	H	Holy Cross	62 70												

Non-Div I Games: St. Joseph's (Brkln)107 46

Army West Point

Average RPI Win: **166**
 Average RPI Loss: **57**

WON-LOST
RECORD

WINNING
PCT. RANK

LAST 10
GAMES

STRENGTH OF
SCHEDULE

OPP. STRENGTH
OF SCHEDULE

TEAM
RPI

ADJ.
RPI

CONF.
RPI

ADJ CONF.
RPI

DIV. I ONLY	11- 11	169	2- 8	51	46	92	92	2	2
DIV. I NON-CONF.	8- 3	65	0- 0	203	132	88	88	2	2

TOTALS	RPI 1-25	RPI 26-50	W-L RECORDS	RPI 51-100	RPI 101-999	RPI 201+			
11- 11	0- 5	1- 1	OVERALL	1- 3	9- 2	3- 0			
8- 2	0- 1	1- 0	HOME	0- 1	7- 0	3- 0			
2- 7	0- 4	0- 1	AWAY	1- 1	1- 1	0- 0			
1- 2	0- 0	0- 0	NEUTRAL	0- 1	1- 1	0- 0			
8- 3	0- 0	0- 0	NON-CONFERENCE	1- 2	7- 1	3- 0			
5- 0	0- 0	0- 0	HOME	0- 0	5- 0	3- 0			
2- 1	0- 0	0- 0	AWAY	1- 1	1- 0	0- 0			
1- 2	0- 0	0- 0	NEUTRAL	0- 1	1- 1	0- 0			
3- 8	0- 5	1- 1	CONFERENCE	0- 1	2- 1	0- 0			
3- 2	0- 1	1- 0	HOME	0- 1	2- 0	0- 0			
0- 6	0- 4	0- 1	AWAY	0- 0	0- 1	0- 0			
0- 0	0- 0	0- 0	NEUTRAL	0- 0	0- 0	0- 0			

RPI 1-25				RPI 26-50				RPI 51-100				Team's RPI : 92				RPI 101+			
RPI	S	Opponent	Score	RPI	S	Opponent	Score	RPI	S	Opponent	Score	RPI	S	Opponent	Score	RPI	S	Opponent	Score
8	A	Tennessee	59 70	27	A	LSU	56 59	54	A	Virginia Tech	63 72	103	H	Alabama	69 60				
15	A	Texas A&M	59 78	27	H	LSU	70 62	70	A	Indiana	65 53	106	A	Kentucky	48 65				
15	H	Texas A&M	73 82					87	N	Chattanooga	41 50	120	N	Georgetown	60 40				
17	A	South Carolina	63 71					94	H	Arkansas	58 68	155	A	Louisiana	70 60				
22	A	Georgia	48 60									167	H	Southern U.	65 47				
												170	H	Florida	84 55				
												173	H	Louisiana Tech	75 59				
												183	N	Northwestern	48 49				
												221	H	N. C. A&T	63 53				
												289	H	Southeastern La.	80 46				
												336	H	La. -Monroe	67 41				
LAST 12 Division I GAMES:																			
				27	H	LSU	70 62					94	H	Arkansas	58 68				
				15	A	Texas A&M	59 78					17	A	South Carolina	63 71				
				106	A	Kentucky	48 65					15	H	Texas A&M	73 82				
				103	H	Alabama	69 60					8	A	Tennessee	59 70				
				22	A	Georgia	48 60					170	H	Florida	84 55				
				27	A	LSU	56 59					289	H	Southeastern La.	80 46				

Non-Div I Games: Xavier (LA) 70 44

Auburn

Loss, **Non-Conf**, **S Site**, **H Home** **A Away** **N Neutral**

Average RPI Win: 285	WON-LOST RECORD	WINNING PCT. RANK	LAST 10 GAMES	STRENGTH OF SCHEDULE	OPP. STRENGTH OF SCHEDULE	TEAM RPI	ADJ. RPI	CONF. RPI	ADJ CONF. RPI
Average RPI Loss: 171									
DIV. I ONLY	11- 11	169	4- 6	315	300	238	238	26	26
DIV. I NON-CONF.	5- 4	146	0- 0	319	296	215	215	27	27

TOTALS	RPI 1-25	RPI 26-50	W-L RECORDS	RPI 51-100	RPI 101-999	RPI 201+			
11- 11	0- 0	0- 1	OVERALL	0- 1	11- 9	10- 5			
6- 3	0- 0	0- 0	HOME	0- 0	6- 3	5- 1			
5- 8	0- 0	0- 0	AWAY	0- 1	5- 1	5- 1			
0- 0	0- 0	0- 0	NEUTRAL	0- 0	0- 0	0- 0			
5- 4	0- 0	0- 1	NON-CONFERENCE	0- 0	5- 3	5- 1			
2- 1	0- 0	0- 0	HOME	0- 0	2- 1	2- 0			
3- 3	0- 0	0- 1	AWAY	0- 0	3- 2	3- 1			
0- 0	0- 0	0- 0	NEUTRAL	0- 0	0- 0	0- 0			
6- 7	0- 0	0- 0	CONFERENCE	0- 1	6- 6	5- 4			
4- 2	0- 0	0- 0	HOME	0- 0	4- 2	3- 1			
2- 5	0- 0	0- 0	AWAY	0- 1	2- 4	2- 3			
0- 0	0- 0	0- 0	NEUTRAL	0- 0	0- 0	0- 0			

RPI 1-25	RPI 26-50	RPI 51-100	RPI 101+	Team's RPI: 238
RPI S Opponent Score	RPI S Opponent Score	RPI S Opponent Score	RPI S Opponent Score	
	45 Ball St. 57 89	69 Belmont 75 78	101 Butler 54 75	
			102 Western Ill. 68 81	
			145 SIUE 38 61	
			201 UT Martin 66 100	
			201 UT Martin 69 62	
			203 Jacksonville St. 47 65	
			204 Morehead St. 59 66	
			205 Illinois 47 59	
			222 Southeast Mo. St. 61 50	
			222 Southeast Mo. St. 66 65	
			232 Northern Ky. 53 52	
			266 Lipscomb 71 63	
			298 Murray St. 65 91	
			308 Alabama A&M 55 52	
			309 Tennessee Tech 59 63	
			322 Eastern Ky. 59 45	
			333 Tennessee St. 75 59	
			337 Ark. -Pine Bluff 97 61	
			344 Eastern Ill. 69 59	
			348 Evansville 82 73	
LAST 12 Division I GAMES:				
	298 Murray St. 65 91	333 Tennessee St. 75 59		
	222 Southeast Mo. St. 61 50	203 Jacksonville St. 47 65		
	201 UT Martin 66 100	309 Tennessee Tech 59 63		
	204 Morehead St. 59 66	222 Southeast Mo. St. 66 65		
	322 Eastern Ky. 59 45	201 UT Martin 69 62		
	69 Belmont 75 78	344 Eastern Ill. 69 59		

Non-Div I Games: Christian Bros. 73 50 Trevecca Nazarene 80 72

Austin Peay

Loss, Non-Conf, S Site, H Home A Away N Neutral

BYUBY
Y
U

BYU

Average RPI Win:	167	WON-LOST	WINNING	LAST 10	STRENGTH OF	OPP. STRENGTH	TEAM	ADJ.	CONF.	ADJ CONF.
Average RPI Loss:	48	RECORD	PCT. RANK	GAMES	SCHEDULE	OF SCHEDULE	RPI	RPI	RPI	RPI
DIV. I ONLY	18- 4	24	7- 3	121	85	45	45	7	7	
DIV. I NON-CONF.	10- 0	1	0- 0	161	117	17	17	8	8	

TOTALS	RPI 1-25	RPI 26-50	W-L RECORDS	RPI 51-100	RPI 101-999	RPI 201+				
18- 4	0- 1	1- 1	OVERALL	2- 2	15- 0	6- 0				
11- 2	0- 1	0- 1	HOME	2- 0	9- 0	4- 0				
7- 2	0- 0	1- 0	AWAY	0- 2	6- 0	2- 0				
0- 0	0- 0	0- 0	NEUTRAL	0- 0	0- 0	0- 0				
10- 0	0- 0	1- 0	NON-CONFERENCE	1- 0	8- 0	4- 0				
6- 0	0- 0	0- 0	HOME	1- 0	5- 0	3- 0				
4- 0	0- 0	1- 0	AWAY	0- 0	3- 0	1- 0				
0- 0	0- 0	0- 0	NEUTRAL	0- 0	0- 0	0- 0				
8- 4	0- 1	0- 1	CONFERENCE	1- 2	7- 0	2- 0				
5- 2	0- 1	0- 1	HOME	1- 0	4- 0	1- 0				
3- 2	0- 0	0- 0	AWAY	0- 2	3- 0	1- 0				
0- 0	0- 0	0- 0	NEUTRAL	0- 0	0- 0	0- 0				

RPI	S	Opponent	Score	RPI	S	Opponent	Score	RPI	S	Opponent	Score	RPI	S	Opponent	Score
23	H	Buffalo	80 84	26	H	Central Mich.	65 69	52	H	Western Ky.	93 81	101	H	Butler	87 75
				42	A	Purdue	66 60	64	A	Toledo	66 72	114	H	Missouri St.	70 58
								79	A	Ohio	76 80	124	A	Vanderbilt	88 79
								88	H	Miami (OH)	86 61	128	H	Northern Ill.	81 72
												130	A	Cleveland St.	76 64
												134	A	Kent St.	79 58
												194	A	Bowling Green	84 73
												194	H	Bowling Green	82 41
												195	H	Eastern Mich.	91 85
												222	H	Southeast Mo. St.	69 56
												223	A	Akron	74 61
												223	H	Akron	97 65
												238	H	Austin Peay	89 57
												266	H	Lipscomb	84 46
												333	A	Tennessee St.	85 65

Team's RPI: 45															
LAST 12 Division I GAMES:															
195	H	Eastern Mich.	91 85	64	A	Toledo	66 72	23	H	Buffalo	80 84	194	A	Bowling Green	84 73
79	A	Ohio	76 80	23	H	Buffalo	80 84	88	H	Miami (OH)	86 61	26	H	Central Mich.	65 69
223	H	Akron	97 65	223	A	Akron	74 61								
128	H	Northern Ill.	81 72	194	A	Bowling Green	84 73								
194	H	Bowling Green	82 41	88	H	Miami (OH)	86 61								
134	A	Kent St.	79 58	26	H	Central Mich.	65 69								

Non-Div I Games: Oakland City 126 55

Ball St.

Average RPI Win: 121

Average RPI Loss: 11

WON-LOST
RECORDWINNING
PCT. RANKLAST 10
GAMESSTRENGTH OF
SCHEDULEOPP. STRENGTH
OF SCHEDULETEAM
RPIADJ.
RPICONF.
RPIADJ CONF.
RPIDIV. I ONLY
DIV. I NON-CONF.22- 1
10- 14
1510- 0
0- 063
8213
497
137
134
54
5

TOTALS

RPI 1-25

RPI 26-50

W-L RECORDS

RPI 51-100

RPI 101-999

RPI 201+

22- 1 2- 1

13- 0 2- 0

7- 1 0- 1

2- 0 0- 0

3- 0

2- 0

1- 0

0- 0

OVERALL

4- 0

1- 0

HOME

AWAY

NEUTRAL

2- 0

1- 0

1- 0

1- 0

10- 1 1- 1

7- 0 1- 0

1- 1 0- 1

2- 0 0- 0

0- 0

0- 0

0- 0

0- 0

NON-CONFERENCE

1- 0

0- 0

0- 0

1- 0

CONFERENCE

3- 0

1- 0

HOME

AWAY

NEUTRAL

2- 0

0- 0

12- 0 1- 0

6- 0 1- 0

6- 0 0- 0

0- 0 0- 0

3- 0

2- 0

1- 0

0- 0

RPI 1-25

Team's RPI: 7

RPI 26-50

RPI 51-100

RPI 101+

RPI	S	Opponent	Score
9	H	Texas	81 56
11	A	UCLA	68 82
12	H	Stanford	81 57

RPI	S	Opponent	Score
29	A	Oklahoma	74 52
29	H	Oklahoma	74 65
44	H	Oklahoma St.	77 64

RPI	S	Opponent	Score
53	A	West Virginia	83 72
67	N	Georgia Tech	80 57
85	A	Kansas St.	88 58
85	H	Kansas St.	75 50

RPI	S	Opponent	Score
106	H	Kentucky	90 63
109	H	Lamar University	121 62
114	N	Missouri St.	100 58
115	A	Iowa St.	79 50
115	H	Iowa St.	89 49
129	H	Central Ark.	86 55
144	H	North Dakota	105 43
151	A	Kansas	83 48
226	A	Texas Tech	90 44
226	H	Texas Tech	97 49
248	A	Nicholls St.	85 43
262	H	McNeese	95 34
301	H	Coppin St.	100 54

LAST 12 Division I GAMES:

29	H	Oklahoma	74 65
226	A	Texas Tech	90 44
44	H	Oklahoma St.	77 64
53	A	West Virginia	83 72
9	H	Texas	81 56
85	H	Kansas St.	75 50

115	A	Iowa St.	79 50
29	A	Oklahoma	74 52
151	A	Kansas	83 48
115	H	Iowa St.	89 49
226	H	Texas Tech	97 49
85	A	Kansas St.	88 58

Non-Div I Games:

Bayl or

Loss,
 Non-Conf, S Site,
 H Home
A Away
 N Neutral

Average RPI Win:	223	WON-LOST	WINNING	LAST 10	STRENGTH OF	OPP. STRENGTH	TEAM	ADJ.	CONF.	ADJ CONF.
Average RPI Loss:	46	RECORD	PCT. RANK	GAMES	SCHEDULE	OF SCHEDULE	RPI	RPI	RPI	RPI
DIV. I ONLY	22- 3	8	10- 0	266	181	69	69	26	26	
DIV. I NON-CONF.	9- 3	61	0- 0	162	29	60	60	27	27	

TOTALS	RPI 1-25	RPI 26-50	W-L RECORDS	RPI 51-100	RPI 101-999	RPI 201+				
22- 3	0- 1	2- 1	OVERALL	0- 1	20- 0	14- 0				
9- 1	0- 0	0- 0	HOME	0- 1	9- 0	7- 0				
11- 1	0- 0	0- 0	AWAY	0- 0	11- 0	7- 0				
2- 1	0- 1	2- 0	NEUTRAL	0- 0	0- 0	0- 0				
9- 3	0- 1	2- 1	NON-CONFERENCE	0- 1	7- 0	4- 0				
3- 1	0- 0	0- 0	HOME	0- 1	3- 0	2- 0				
4- 1	0- 0	0- 1	AWAY	0- 0	4- 0	2- 0				
2- 1	0- 1	2- 0	NEUTRAL	0- 0	0- 0	0- 0				
13- 0	0- 0	0- 0	CONFERENCE	0- 0	13- 0	10- 0				
6- 0	0- 0	0- 0	HOME	0- 0	6- 0	5- 0				
7- 0	0- 0	0- 0	AWAY	0- 0	7- 0	5- 0				
0- 0	0- 0	0- 0	NEUTRAL	0- 0	0- 0	0- 0				

RPI 1-25				RPI 26-50				RPI 51-100				Team's RPI : 69				RPI 101+			
RPI	S	Opponent	Score	RPI	S	Opponent	Score	RPI	S	Opponent	Score	RPI	S	Opponent	Score	RPI	S	Opponent	Score
12	N	Stanford	53 74	29	A	Oklahoma	73 96	98	H	Wright St.	81 91	124	A	Vanderbilt	111 74	145	A	SIUE	72 55
				38	N	FGCU	75 65					145	H	SIUE	86 64	171	H	Samford	83 46
				41	N	Gonzaga	71 63					182	A	Tulsa	90 65	201	A	UT Martin	65 63
												203	H	Jacksonville St.	71 55	204	A	Morehead St.	83 62
												216	A	Arkansas St.	83 52	222	A	Southeast Mo. St.	67 57
												238	H	Austin Peay	78 75	254	H	Presbyterian	90 48
												266	A	Lipscomb	91 59	298	H	Murray St.	70 65
												309	H	Tennessee Tech	78 59	315	H	Fort Wayne	74 42
												322	A	Eastern Ky.	77 55	333	A	Tennessee St.	87 70
												344	A	Eastern Ill.	86 58	344	H	Eastern Ill.	59 37

Non-Div I Games: Trevecca Nazarene 97 39

Belmont

Average RPI Win:	255	WON-LOST	WINNING	LAST 10	STRENGTH OF	OPP. STRENGTH	TEAM	ADJ.	CONF.	ADJ CONF.
Average RPI Loss:	164	RECORD	PCT. RANK	GAMES	SCHEDULE	OF SCHEDULE	RPI	RPI	RPI	RPI
DIV. I ONLY	15- 4	36	9- 1	304	317	127	127	31	31	
DIV. I NON-CONF.	6- 4	122	2- 1	253	282	182	182	30	30	

TOTALS	RPI 1-25	RPI 26-50	W-L RECORDS	RPI 51-100	RPI 101-999	RPI 201+				
15- 4	0- 0	0- 1	OVERALL	0- 1	15- 2	12- 2				
7- 2	0- 0	0- 0	HOME	0- 1	7- 1	6- 1				
6- 2	0- 0	0- 1	AWAY	0- 0	6- 1	5- 1				
2- 0	0- 0	0- 0	NEUTRAL	0- 0	2- 0	1- 0				
6- 4	0- 0	0- 1	NON-CONFERENCE	0- 1	6- 2	4- 2				
3- 2	0- 0	0- 0	HOME	0- 1	3- 1	2- 1				
1- 2	0- 0	0- 1	AWAY	0- 0	1- 1	1- 1				
2- 0	0- 0	0- 0	NEUTRAL	0- 0	2- 0	1- 0				
9- 0	0- 0	0- 0	CONFERENCE	0- 0	9- 0	8- 0				
4- 0	0- 0	0- 0	HOME	0- 0	4- 0	4- 0				
5- 0	0- 0	0- 0	AWAY	0- 0	5- 0	4- 0				
0- 0	0- 0	0- 0	NEUTRAL	0- 0	0- 0	0- 0				

RPI 1-25				RPI 26-50				RPI 51-100				RPI 101+				Team's RPI: 127
RPI	S	Opponent	Score	RPI	S	Opponent	Score	RPI	S	Opponent	Score	RPI	S	Opponent	Score	
				43	A	Miami (FL)	39 85	97	H	Jacksonville	58 68	147	N	Texas St.	62 56	
												167	H	Southern U.	68 56	
												191	A	Hampton	61 56	
												211	N	Richmond	63 50	
												219	A	Norfolk St.	58 51	
												219	H	Norfolk St.	60 45	
												228	A	North Florida	63 70	
												235	A	Howard	59 55	
												264	H	Prairie View	77 52	
												271	H	Grand Canyon	69 60	
												289	H	Southeastern La.	58 60	
												299	A	FIU	77 59	
												301	H	Coppin St.	64 38	
												305	A	UMES	55 48	
												321	H	South Carolina St.	68 50	
												329	A	Delaware St.	68 60	
												343	H	Florida A&M	44 42	

LAST 12 Division I GAMES:																
				219	H	Norfolk St.	60 45	305	A	UMES	55 48					
				301	H	Coppin St.	64 38	235	A	Howard	59 55					
				191	A	Hampton	61 56	321	H	South Carolina St.	68 50					
				219	A	Norfolk St.	58 51	43	A	Miami (FL)	39 85					
				329	A	Delaware St.	68 60	211	N	Richmond	63 50					
				343	H	Florida A&M	44 42	147	N	Texas St.	62 56					

Non-Div I Games: Edward Waters 101 60 Palm Beach Atl. 61 48

Bethune-Cookman

Loss, Non-Conf, S Site, H Home A Away N Neutral

Average RPI Win:	241	WON-LOST	WINNING	LAST 10	STRENGTH OF	OPP. STRENGTH	TEAM	ADJ.	CONF.	ADJ CONF.
Average RPI Loss:	143	RECORD	PCT. RANK	GAMES	SCHEDULE	OF SCHEDULE	RPI	RPI	RPI	RPI
DIV. I ONLY	16- 8	76	7- 3	281	238	149	149	20	20	
DIV. I NON-CONF.	8- 4	87	0- 0	302	262	161	161	24	24	

TOTALS	RPI 1-25	RPI 26-50	W-L RECORDS	RPI 51-100	RPI 101-999	RPI 201+				
16- 8	0- 0	0- 0	OVERALL	2- 2	14- 6	11- 1				
5- 4	0- 0	0- 0	HOME	1- 1	4- 3	2- 1				
10- 3	0- 0	0- 0	AWAY	1- 1	9- 2	8- 0				
1- 1	0- 0	0- 0	NEUTRAL	0- 0	1- 1	1- 0				
8- 4	0- 0	0- 0	NON-CONFERENCE	1- 0	7- 4	6- 0				
3- 1	0- 0	0- 0	HOME	1- 0	2- 1	1- 0				
4- 2	0- 0	0- 0	AWAY	0- 0	4- 2	4- 0				
1- 1	0- 0	0- 0	NEUTRAL	0- 0	1- 1	1- 0				
8- 4	0- 0	0- 0	CONFERENCE	1- 2	7- 2	5- 1				
2- 3	0- 0	0- 0	HOME	0- 1	2- 2	1- 1				
6- 1	0- 0	0- 0	AWAY	1- 1	5- 0	4- 0				
0- 0	0- 0	0- 0	NEUTRAL	0- 0	0- 0	0- 0				

RPI 1-25				RPI 26-50				RPI 51-100				RPI 101+ Team's RPI: 149			
RPI	S	Opponent	Score	RPI	S	Opponent	Score	RPI	S	Opponent	Score	RPI	S	Opponent	Score
								68	A	Maine	66 62	116	H	Dartmouth	80 64
								68	H	Maine	38 61	118	H	Yale	69 73
								80	H	Penn	77 72	132	A	Bucknell	59 64
								81	A	Albany (NY)	46 63	158	H	Hartford	64 59
												175	A	Army West Point	61 73
												180	A	New Hampshire	54 52
												180	H	New Hampshire	61 63
												182	N	Tulsa	55 60
												207	A	Stony Brook	69 64
												207	H	Stony Brook	59 67
												263	A	Cornell	66 58
												269	A	Rider	76 54
												272	A	Vermont	62 48
												284	A	Bryant	55 47
												305	N	UMES	68 51
												311	A	Southern Utah	72 66
												326	A	UMBC	68 53
												326	H	UMBC	81 51
												346	H	NJIT	67 36
												347	A	UMass Lowell	76 46

LAST 12 Division I GAMES:															
				326	A	UMBC	68 53					347	A	UMass Lowell	76 46
				207	A	Stony Brook	69 64					207	H	Stony Brook	59 67
				68	H	Maine	38 61					81	A	Albany (NY)	46 63
				272	A	Vermont	62 48					158	H	Hartford	64 59
				180	A	New Hampshire	54 52					180	H	New Hampshire	61 63
				326	H	UMBC	81 51					68	A	Maine	66 62

Non-Div I Games: SUNY Cortland 90 36

Binghamton

Average RPI Win:	197	WON-LOST	WINNING	LAST 10	STRENGTH OF	OPP. STRENGTH	TEAM	ADJ.	CONF.	ADJ CONF.
Average RPI Loss:	152	RECORD	PCT. RANK	GAMES	SCHEDULE	OF SCHEDULE	RPI	RPI	RPI	RPI
DIV. I ONLY	12- 9	130	6- 4	228	116	174	174	16	16	
DIV. I NON-CONF.	4- 5	202	0- 0	310	150	272	272	15	15	

TOTALS	RPI 1-25	RPI 26-50	W-L RECORDS	RPI 51-100	RPI 101-999	RPI 201+				
12- 9	0- 0	0- 0	OVERALL	2- 5	10- 4	5- 3				
6- 5	0- 0	0- 0	HOME	2- 3	4- 2	1- 1				
6- 2	0- 0	0- 0	AWAY	0- 2	6- 0	4- 0				
0- 2	0- 0	0- 0	NEUTRAL	0- 0	0- 2	0- 2				
4- 5	0- 0	0- 0	NON-CONFERENCE	0- 2	4- 3	1- 3				
2- 3	0- 0	0- 0	HOME	0- 2	2- 1	0- 1				
2- 0	0- 0	0- 0	AWAY	0- 0	2- 0	1- 0				
0- 2	0- 0	0- 0	NEUTRAL	0- 0	0- 2	0- 2				
8- 4	0- 0	0- 0	CONFERENCE	2- 3	6- 1	4- 0				
4- 2	0- 0	0- 0	HOME	2- 1	2- 1	1- 0				
4- 2	0- 0	0- 0	AWAY	0- 2	4- 0	3- 0				
0- 0	0- 0	0- 0	NEUTRAL	0- 0	0- 0	0- 0				

RPI 1-25				RPI 26-50				RPI 51-100				RPI 101+				Team's RPI: 174
RPI	S	Opponent	Score	RPI	S	Opponent	Score	RPI	S	Opponent	Score	RPI	S	Opponent	Score	
								77	H	Wyoming	51 66	121	A	Colorado St.	62 58	
								82	A	New Mexico	83 100	131	H	Saint Francis (PA)	87 59	
								82	H	New Mexico	91 85	142	H	Fresno St.	75 66	
								84	H	Saint Mary's (CA)	72 74	172	H	Washington	85 62	
								86	H	Washington St.	53 61	186	H	Nevada	68 72	
								91	A	UNLV	54 77	189	A	Eastern Wash.	61 57	
								91	H	UNLV	69 60	202	N	San Diego	52 72	
												229	H	CSU Bakersfield	59 65	
												251	A	San Jose St.	112 80	
												258	A	San Diego St.	86 70	
												297	A	Utah St.	64 42	
												312	H	Air Force	49 46	
												314	A	Portland	73 47	
												328	N	Northern Ariz.	60 62	

LAST 12 Division I GAMES:																
				82	H	New Mexico	91 85	258	A	San Diego St.	86 70					
				91	A	UNLV	54 77	142	H	Fresno St.	75 66					
				312	H	Air Force	49 46	77	H	Wyoming	51 66					
				251	A	San Jose St.	112 80	82	A	New Mexico	83 100					
				186	H	Nevada	68 72	91	H	UNLV	69 60					
				297	A	Utah St.	64 42	121	A	Colorado St.	62 58					

Non-Div I Games: Corban 94 50 Northwest Chrst. 83 51

Boi se St.

Average RPI Win:	154	WON-LOST	WINNING	LAST 10	STRENGTH OF	OPP. STRENGTH	TEAM	ADJ.	CONF.	ADJ CONF.
Average RPI Loss:	94	RECORD	PCT. RANK	GAMES	SCHEDULE	OF SCHEDULE	RPI	RPI	RPI	RPI
DIV. I ONLY	6- 18	297	1- 9	40	54	199	199	1	1	
DIV. I NON-CONF.	5- 8	220	0- 1	119	187	211	211	1	1	

TOTALS	RPI 1-25	RPI 26-50	W-L RECORDS	RPI 51-100	RPI 101-999	RPI 201+				
6- 18	0- 3	0- 4	OVERALL	3- 3	3- 8	2- 2				
5- 7	0- 0	0- 3	HOME	3- 1	2- 3	1- 1				
1- 11	0- 3	0- 1	AWAY	0- 2	1- 4	1- 1				
0- 0	0- 0	0- 0	NEUTRAL	0- 0	0- 0	0- 0				
5- 8	0- 0	0- 1	NON-CONFERENCE	2- 1	3- 6	2- 2				
4- 3	0- 0	0- 0	HOME	2- 1	2- 2	1- 1				
1- 5	0- 0	0- 1	AWAY	0- 0	1- 4	1- 1				
0- 0	0- 0	0- 0	NEUTRAL	0- 0	0- 0	0- 0				
1- 10	0- 3	0- 3	CONFERENCE	1- 2	0- 2	0- 0				
1- 4	0- 0	0- 3	HOME	1- 0	0- 1	0- 0				
0- 6	0- 3	0- 0	AWAY	0- 2	0- 1	0- 0				
0- 0	0- 0	0- 0	NEUTRAL	0- 0	0- 0	0- 0				

RPI 1-25				RPI 26-50				RPI 51-100				RPI 101+ Team's RPI: 199			
RPI	S	Opponent	Score	RPI	S	Opponent	Score	RPI	S	Opponent	Score	RPI	S	Opponent	Score
2	A	Notre Dame	60 89	30	H	Virginia	57 68	51	H	Houston	79 74	104	H	Wake Forest	59 67
16	A	Duke	50 75	37	H	Syracuse	57 75	54	A	Virginia Tech	58 89	105	H	Seton Hall	53 73
21	A	NC State	54 72	43	H	Miami (FL)	43 65	67	A	Georgia Tech	43 67	116	A	Dartmouth	57 68
				48	A	Minnesota	68 78	68	H	Maine	40 61	139	A	Clemson	61 65
								74	H	Fordham	55 52	180	H	New Hampshire	64 55
								100	H	North Carolina	77 64	190	A	Providence	55 63
												196	A	Columbia	60 68
												208	A	Boston U.	57 61
												236	A	Holy Cross	70 61
												256	H	Fairfield	58 66
												284	H	Bryant	65 42

LAST 12 Division I GAMES:															
67	A	Georgia Tech	43 67	139	A	Clemson	61 65								
21	A	NC State	54 72	2	A	Notre Dame	60 89								
104	H	Wake Forest	59 67	30	H	Virginia	57 68								
37	H	Syracuse	57 75	100	H	North Carolina	77 64								
16	A	Duke	50 75	54	A	Virginia Tech	58 89								
43	H	Miami (FL)	43 65	68	H	Maine	40 61								

Non-Div I Games:

Boston College

Average RPI Win: 218		WON-LOST RECORD	WINNING PCT. RANK	LAST 10 GAMES	STRENGTH OF SCHEDULE	OPP. STRENGTH OF SCHEDULE	TEAM RPI	ADJ. RPI	CONF. RPI	ADJ CONF. RPI
Average RPI Loss: 139										
DIV. I ONLY		9- 13	224	3- 7	157	188	208	208	15	15
DIV. I NON-CONF.		5- 5	170	0- 0	139	170	136	136	18	18
TOTALS		RPI 1-25	RPI 26-50	W-L RECORDS		RPI 51-100	RPI 101-999	RPI 201+		
9- 13	0- 0		0- 1	OVERALL		0- 3	9- 9	5- 2		
4- 7	0- 0		0- 1	HOME		0- 1	4- 5	2- 2		
5- 6	0- 0		0- 0	AWAY		0- 2	5- 4	3- 0		
0- 0	0- 0		0- 0	NEUTRAL		0- 0	0- 0	0- 0		
5- 5	0- 0		0- 1	NON-CONFERENCE		0- 1	5- 3	2- 0		
2- 2	0- 0		0- 1	HOME		0- 0	2- 1	0- 0		
3- 3	0- 0		0- 0	AWAY		0- 1	3- 2	2- 0		
0- 0	0- 0		0- 0	NEUTRAL		0- 0	0- 0	0- 0		
4- 8	0- 0		0- 0	CONFERENCE		0- 2	4- 6	3- 2		
2- 5	0- 0		0- 0	HOME		0- 1	2- 4	2- 2		
2- 3	0- 0		0- 0	AWAY		0- 1	2- 2	1- 0		
0- 0	0- 0		0- 0	NEUTRAL		0- 0	0- 0	0- 0		

RPI 1-25				RPI 26-50				RPI 51-100				RPI 101+				Team's RPI: 208	
RPI	S	Opponent	Score	RPI	S	Opponent	Score	RPI	S	Opponent	Score	RPI	S	Opponent	Score		
				49	H	UCF	32 47	65	A	American	50 66	119	A	Delaware	85 79		
								73	A	Harvard	70 80	132	A	Bucknell I	57 67		
								83	H	Navy	59 64	132	H	Bucknell I	58 63		
												133	A	Brown	68 92		
												135	H	Northeastern	74 73		
												157	A	Lehigh	58 74		
												157	H	Lehigh	56 65		
												166	H	Marist	52 80		
												175	A	Army West Point	60 59		
												180	A	New Hampshire	57 72		
												199	H	Boston College	61 57		
												220	H	Loyola Maryland	75 56		
												236	H	Holy Cross	57 60		
												244	H	Lafayette	45 47		
												272	A	Vermont	57 41		
												278	A	Colgate	62 49		
												278	H	Colgate	66 64		
												284	A	Bryant	78 61		
LAST 12 Division I GAMES:																	
				278	H	Colgate	66 64	236	H	Holy Cross	57 60						
				157	H	Lehigh	56 65	278	A	Colgate	62 49						
				132	A	Bucknell I	57 67	157	A	Lehigh	58 74						
				244	H	Lafayette	45 47	220	H	Loyola Maryland	75 56						
				83	H	Navy	59 64	132	H	Bucknell I	58 63						
				65	A	American	50 66	175	A	Army West Point	60 59						

Non-Div I Games:

Boston U.

■ Loss, ■ Non-Conf, S Site, H Home A Away N Neutral

Average RPI Win:	228	WON-LOST	WINNING	LAST 10	STRENGTH OF	OPP. STRENGTH	TEAM	ADJ.	CONF.	ADJ CONF.
Average RPI Loss:	104	RECORD	PCT. RANK	GAMES	SCHEDULE	OF SCHEDULE	RPI	RPI	RPI	RPI
DIV. I ONLY	9- 13	224	2- 8	126	136	194	194	7	7	
DIV. I NON-CONF.	7- 3	74	0- 0	240	321	120	120	8	8	

TOTALS	RPI 1-25	RPI 26-50	W-L RECORDS	RPI 51-100	RPI 101-999	RPI 201+				
9- 13	0- 0	0- 4	OVERALL	0- 3	9- 6	6- 1				
4- 7	0- 0	0- 1	HOME	0- 3	4- 3	3- 1				
3- 6	0- 0	0- 3	AWAY	0- 0	3- 3	2- 0				
2- 0	0- 0	0- 0	NEUTRAL	0- 0	2- 0	1- 0				
7- 3	0- 0	0- 1	NON-CONFERENCE	0- 0	7- 2	5- 1				
3- 1	0- 0	0- 0	HOME	0- 0	3- 1	3- 1				
2- 2	0- 0	0- 1	AWAY	0- 0	2- 1	1- 0				
2- 0	0- 0	0- 0	NEUTRAL	0- 0	2- 0	1- 0				
2- 10	0- 0	0- 3	CONFERENCE	0- 3	2- 4	1- 0				
1- 6	0- 0	0- 1	HOME	0- 3	1- 2	0- 0				
1- 4	0- 0	0- 2	AWAY	0- 0	1- 2	1- 0				
0- 0	0- 0	0- 0	NEUTRAL	0- 0	0- 0	0- 0				

RPI 1-25				RPI 26-50				RPI 51-100				RPI 101+ Team's RPI: 194			
RPI	S	Opponent	Score	RPI	S	Opponent	Score	RPI	S	Opponent	Score	RPI	S	Opponent	Score
				26	A	Central Mi ch.	54 90	64	H	Toledo	67 77	107	A	Western Mi ch.	58 67
				40	A	South Dakota St.	44 76	79	H	Ohi o	63 70	107	H	Western Mi ch.	67 81
				45	A	Bal l St.	41 82	88	H	Mi ami (OH)	62 66	134	A	Kent St.	57 81
				45	H	Bal l St.	73 84					134	H	Kent St.	60 50
												137	A	Cincinnati	51 75
												153	A	Robert Morris	64 62
												193	N	Fla. Atlantic	66 55
												195	H	Eastern Mi ch.	52 54
												214	H	Xavier	63 53
												219	N	Norfolk St.	59 50
												223	A	Akron	66 64
												285	H	Cani si us	57 71
												290	H	Val parai so	90 77
												307	A	Detroit Mercy	85 81
												322	H	Eastern Ky.	77 60

LAST 12 Division I GAMES:															
				107	H	Western Mi ch.	67 81	134	H	Kent St.	60 50				
				88	H	Mi ami (OH)	62 66	223	A	Akron	66 64				
				134	A	Kent St.	57 81	26	A	Central Mi ch.	54 90				
				64	H	Toledo	67 77	45	H	Bal l St.	73 84				
				45	A	Bal l St.	41 82	195	H	Eastern Mi ch.	52 54				
				79	H	Ohi o	63 70	107	A	Western Mi ch.	58 67				

Non-Div I Games: Ferris St. 82 73

Bowling Green

■ Loss,
 ■ Non-Conf, S Site,
 ■ Home
 ■ Away
 N Neutral

Bradley				Through Games Of Feb. 9, 2018							
Average RPI Win:		271	WON-LOST	WINNING	LAST 10	STRENGTH OF	OPP. STRENGTH	TEAM	ADJ.	CONF.	ADJ CONF.
Average RPI Loss:		157	RECORD	PCT. RANK	GAMES	SCHEDULE	OF SCHEDULE	RPI	RPI	RPI	RPI
DIV. I	ONLY	10- 12	208	3- 7	300	246	249	249	24	24	
DIV. I	NON-CONF.	5- 5	170	0- 0	249	244	199	199	22	22	

TOTALS		RPI 1-25	RPI 26-50	W-L RECORDS	RPI 51-100	RPI 101-999	RPI 201+				
10- 12	0- 1	0- 0	OVERALL	0- 1	10- 10	9- 4					
4- 6	0- 0	0- 0	HOME	0- 1	4- 5	3- 1					
5- 6	0- 1	0- 0	AWAY	0- 0	5- 5	5- 3					
1- 0	0- 0	0- 0	NEUTRAL	0- 0	1- 0	1- 0					
5- 5	0- 1	0- 0	NON-CONFERENCE	0- 0	5- 4	4- 2					
3- 1	0- 0	0- 0	HOME	0- 0	3- 1	2- 0					
1- 4	0- 1	0- 0	AWAY	0- 0	1- 3	1- 2					
1- 0	0- 0	0- 0	NEUTRAL	0- 0	1- 0	1- 0					
5- 7	0- 0	0- 0	CONFERENCE	0- 1	5- 6	5- 2					
1- 5	0- 0	0- 0	HOME	0- 1	1- 4	1- 1					
4- 2	0- 0	0- 0	AWAY	0- 0	4- 2	4- 1					
0- 0	0- 0	0- 0	NEUTRAL	0- 0	0- 0	0- 0					

RPI 1-25				RPI 26-50				RPI 51-100				RPI 101+ Team's RPI: 249			
RPI	S	Opponent	Score	RPI	S	Opponent	Score	RPI	S	Opponent	Score	RPI	S	Opponent	Score
13	A	Green Bay	40 72					90	H	Drake	75 84	102	H	Western Ill.	87 80
												114	A	Missouri St.	54 74
												114	H	Missouri St.	65 71
												128	A	Northern Ill.	52 76
												130	H	Cleveland St.	65 67
												143	H	UNI	40 51
												164	H	Southern Ill.	62 63
												205	A	Illinois	62 74
												222	A	Southeast Mo. St.	53 57
												230	H	Omaha	69 56
												248	N	Nicholls St.	75 65
												253	A	Illinois St.	62 42
												265	A	Indiana St.	50 65
												290	A	Valparaiso	88 69
												290	H	Valparaiso	69 58
												295	A	Loyola Chicago	59 57
												295	H	Loyola Chicago	61 71
												313	H	Ill. -Chicago	58 48
												344	A	Eastern Ill.	67 52
												348	A	Evansville	117 59

LAST 12 Division I GAMES:															
114	A	Missouri St.	54 74	265	A	Indiana St.	50 65								
295	H	Loyola Chicago	61 71	114	H	Missouri St.	65 71								
290	H	Valparaiso	69 58	164	H	Southern Ill.	62 63								
90	H	Drake	75 84	290	A	Valparaiso	88 69								
143	H	UNI	40 51	295	A	Loyola Chicago	59 57								
348	A	Evansville	117 59	253	A	Illinois St.	62 42								

Non-Div I Games: Lincoln (MO) 88 44

Bradley

Loss,
Non-Conf,
S Site,
H Home
A Away
N Neutral

Average RPI Win:	230	WON-LOST	WINNING	LAST 10	STRENGTH OF	OPP. STRENGTH	TEAM	ADJ.	CONF.	ADJ CONF.
Average RPI Loss:	103	RECORD	PCT. RANK	GAMES	SCHEDULE	OF SCHEDULE	RPI	RPI	RPI	RPI
DIV. I ONLY	12- 7	103	3- 6	232	145	133	133	9	9	
DIV. I NON-CONF.	11- 1	13	4- 0	321	201	97	97	9	9	

TOTALS	RPI 1-25	RPI 26-50	W-L RECORDS	RPI 51-100	RPI 101-999	RPI 201+				
12- 7	0- 0	0- 2	OVERALL	0- 2	12- 3	8- 1				
5- 3	0- 0	0- 2	HOME	0- 1	5- 0	4- 0				
5- 4	0- 0	0- 0	AWAY	0- 1	5- 3	3- 1				
2- 0	0- 0	0- 0	NEUTRAL	0- 0	2- 0	1- 0				
11- 1	0- 0	0- 1	NON-CONFERENCE	0- 0	11- 0	8- 0				
4- 1	0- 0	0- 1	HOME	0- 0	4- 0	4- 0				
5- 0	0- 0	0- 0	AWAY	0- 0	5- 0	3- 0				
2- 0	0- 0	0- 0	NEUTRAL	0- 0	2- 0	1- 0				
1- 6	0- 0	0- 1	CONFERENCE	0- 2	1- 3	0- 1				
1- 2	0- 0	0- 1	HOME	0- 1	1- 0	0- 0				
0- 4	0- 0	0- 0	AWAY	0- 1	0- 3	0- 1				
0- 0	0- 0	0- 0	NEUTRAL	0- 0	0- 0	0- 0				

Brown

Brown

RPI	S	Opponent	Score	RPI	S	Opponent	Score	RPI	S	Opponent	Score	RPI	S	Opponent	Score	Team's RPI: 133
35	H	Cal i forn i a	79 89	73	A	Harvard	85 87	116	A	Dartmouth	73 78					
36	H	Pr i nceton	62 77	80	H	Penn	55 88	118	A	Yale	63 77					
								118	H	Yale	81 71					
								150	A	Paci f i c	74 57					
								190	A	Provi dence	64 59					
								191	N	Hampton	73 66					
								208	H	Boston U.	92 68					
								235	A	Howard	85 81					
								236	H	Hol y Cross	82 78					
								263	A	Cornel l	68 70					
								278	A	Col gate	83 73					
								284	H	Bryant	85 62					
								284	N	Bryant	72 60					
								291	H	Sacred Heart	102 77					
								294	A	Central Conn. St.	78 55					
LAST 12 Di vi si on I GAMES:																
263	A	Cornel l	68 70	118	A	Yale	63 77									
36	H	Pr i nceton	62 77	235	A	Howard	85 81									
80	H	Penn	55 88	208	H	Boston U.	92 68									
73	A	Harvard	85 87	278	A	Col gate	83 73									
116	A	Dartmouth	73 78	291	H	Sacred Heart	102 77									
118	H	Yale	81 71	284	N	Bryant	72 60									

Non-Di v I Games: Johnson & Wales (RI) 100 79

Brown

Average RPI Win:	289	WON-LOST	WINNING	LAST 10	STRENGTH OF	OPP. STRENGTH	TEAM	ADJ.	CONF.	ADJ CONF.
Average RPI Loss:	180	RECORD	PCT. RANK	GAMES	SCHEDULE	OF SCHEDULE	RPI	RPI	RPI	RPI
DIV. I ONLY	7- 15	268	6- 4	239	323	284	284	29	29	
DIV. I NON-CONF.	1- 10	327	0- 1	200	222	317	317	29	29	

TOTALS	RPI 1-25	RPI 26-50	W-L RECORDS	RPI 51-100	RPI 101-999	RPI 201+				
7- 15	0- 0	0- 0	OVERALL	0- 2	7- 13	7- 5				
4- 7	0- 0	0- 0	HOME	0- 0	4- 7	4- 4				
2- 7	0- 0	0- 0	AWAY	0- 2	2- 5	2- 1				
1- 1	0- 0	0- 0	NEUTRAL	0- 0	1- 1	1- 0				
1- 10	0- 0	0- 0	NON-CONFERENCE	0- 2	1- 8	1- 2				
0- 4	0- 0	0- 0	HOME	0- 0	0- 4	0- 1				
0- 5	0- 0	0- 0	AWAY	0- 2	0- 3	0- 1				
1- 1	0- 0	0- 0	NEUTRAL	0- 0	1- 1	1- 0				
6- 5	0- 0	0- 0	CONFERENCE	0- 0	6- 5	6- 3				
4- 3	0- 0	0- 0	HOME	0- 0	4- 3	4- 3				
2- 2	0- 0	0- 0	AWAY	0- 0	2- 2	2- 0				
0- 0	0- 0	0- 0	NEUTRAL	0- 0	0- 0	0- 0				

RPI 1-25				RPI 26-50				RPI 51-100				RPI 101+ Team's RPI: 284			
RPI	S	Opponent	Score	RPI	S	Opponent	Score	RPI	S	Opponent	Score	RPI	S	Opponent	Score
								68	A	Maine	68 70	131	A	Saint Francis (PA)	69 87
								75	A	James Madison	36 67	133	A	Brown	62 85
												133	N	Brown	60 72
												149	H	Binghamton	47 55
												153	A	Robert Morris	49 72
												158	H	Hartford	47 59
												180	H	New Hampshire	65 74
												199	A	Boston College	42 65
												208	H	Boston U.	61 78
												236	A	Holy Cross	57 59
												267	A	Fairleigh Dickinson	65 48
												267	H	Fairleigh Dickinson	69 77
												275	H	St. Francis Brooklyn	73 63
												277	H	LIU Brooklyn	75 56
												283	H	Mt. St. Mary's	63 68
												291	A	Sacred Heart	81 73
												291	H	Sacred Heart	60 56
												294	H	Central Conn. St.	66 50
												323	H	Wagner	66 75
												331	N	Rhode Island	58 52
LAST 12 Division I GAMES:															
291	H	Sacred Heart	60 56	291	A	Sacred Heart	81 73								
267	H	Fairleigh Dickinson	69 77	267	A	Fairleigh Dickinson	65 48								
131	A	Saint Francis (PA)	69 87	294	H	Central Conn. St.	66 50								
153	A	Robert Morris	49 72	283	H	Mt. St. Mary's	63 68								
275	H	St. Francis Brooklyn	73 63	323	H	Wagner	66 75								
277	H	LIU Brooklyn	75 56	75	A	James Madison	36 67								

Non-Div I Games:

Bryant

Average RPI Win:	220	WON-LOST	WINNING	LAST 10	STRENGTH OF	OPP. STRENGTH	TEAM	ADJ.	CONF.	ADJ CONF.
Average RPI Loss:	144	RECORD	PCT. RANK	GAMES	SCHEDULE	OF SCHEDULE	RPI	RPI	RPI	RPI
DIV. I ONLY	15- 8	87	8- 2	226	186	132	132	15	15	
DIV. I NON-CONF.	6- 5	153	0- 0	281	193	198	198	18	18	

TOTALS	RPI 1-25	RPI 26-50	W-L RECORDS	RPI 51-100	RPI 101-999	RPI 201+				
15- 8	0- 0	0- 0	OVERALL	1- 3	14- 5	10- 2				
9- 3	0- 0	0- 0	HOME	1- 0	8- 3	5- 2				
6- 5	0- 0	0- 0	AWAY	0- 3	6- 2	5- 0				
0- 0	0- 0	0- 0	NEUTRAL	0- 0	0- 0	0- 0				
6- 5	0- 0	0- 0	NON-CONFERENCE	0- 2	6- 3	4- 1				
3- 2	0- 0	0- 0	HOME	0- 0	3- 2	2- 1				
3- 3	0- 0	0- 0	AWAY	0- 2	3- 1	2- 0				
0- 0	0- 0	0- 0	NEUTRAL	0- 0	0- 0	0- 0				
9- 3	0- 0	0- 0	CONFERENCE	1- 1	8- 2	6- 1				
6- 1	0- 0	0- 0	HOME	1- 0	5- 1	3- 1				
3- 2	0- 0	0- 0	AWAY	0- 1	3- 1	3- 0				
0- 0	0- 0	0- 0	NEUTRAL	0- 0	0- 0	0- 0				

RPI 1-25				RPI 26-50				RPI 51-100				RPI 101+				Team's RPI: 132
RPI	S	Opponent	Score	RPI	S	Opponent	Score	RPI	S	Opponent	Score	RPI	S	Opponent	Score	
								58	A	Drexel	54 63	146	A	Pittsburgh	39 57	
								65	A	American	58 68	149	H	Binghamton	64 59	
								74	A	Fordham	62 71	157	A	Lehigh	62 66	
								83	H	Navy	47 39	157	H	Lehigh	59 52	
												175	H	Army West Point	60 36	
												188	H	Saint Joseph's	53 77	
												200	A	Youngstown St.	66 60	
												208	A	Boston U.	63 58	
												208	H	Boston U.	67 57	
												220	H	Loyola Maryl and	65 68	
												223	H	Akron	63 52	
												236	A	Holy Cross	71 47	
												243	H	St. Bonaventure	48 59	
												244	A	Lafayette	80 57	
												244	H	Lafayette	83 53	
												269	A	Rider	76 71	
												278	H	Colgate	77 57	
												285	H	Canisius	76 57	
												338	A	Iona	60 53	

LAST 12 Division I GAMES:																
				157	H	Lehigh	59 52	278	H	Colgate	77 57					
				244	A	Lafayette	80 57	157	A	Lehigh	62 66					
				208	H	Boston U.	67 57	244	H	Lafayette	83 53					
				83	H	Navy	47 39	175	H	Army West Point	60 36					
				236	A	Holy Cross	71 47	208	A	Boston U.	63 58					
				220	H	Loyola Maryl and	65 68	65	A	American	58 68					

Non-Div I Games:

Bucknell

Average RPI Win:	139	WON-LOST	WINNING	LAST 10	STRENGTH OF	OPP. STRENGTH	TEAM	ADJ.	CONF.	ADJ CONF.
Average RPI Loss:	106	RECORD	PCT. RANK	GAMES	SCHEDULE	OF SCHEDULE	RPI	RPI	RPI	RPI
DIV. I ONLY	18- 4	24	8- 2	86	74	23	23	7	7	
DIV. I NON-CONF.	9- 2	34	1- 0	196	58	42	42	8	8	
TOTALS	RPI 1-25	RPI 26-50	W-L RECORDS	RPI 51-100	RPI 101-999	RPI 201+				
18- 4	0- 0	1- 2	OVERALL	7- 0	10- 2	4- 1				
8- 0	0- 0	0- 0	HOME	2- 0	6- 0	2- 0				
7- 4	0- 0	1- 2	AWAY	3- 0	3- 2	2- 1				
3- 0	0- 0	0- 0	NEUTRAL	2- 0	1- 0	0- 0				
9- 2	0- 0	0- 1	NON-CONFERENCE	3- 0	6- 1	3- 1				
3- 0	0- 0	0- 0	HOME	0- 0	3- 0	2- 0				
3- 2	0- 0	0- 1	AWAY	1- 0	2- 1	1- 1				
3- 0	0- 0	0- 0	NEUTRAL	2- 0	1- 0	0- 0				
9- 2	0- 0	1- 1	CONFERENCE	4- 0	4- 1	1- 0				
5- 0	0- 0	0- 0	HOME	2- 0	3- 0	0- 0				
4- 2	0- 0	1- 1	AWAY	2- 0	1- 1	1- 0				
0- 0	0- 0	0- 0	NEUTRAL	0- 0	0- 0	0- 0				

RPI 1-25				Team's RPI: 23			
RPI	S	Opponent	Score				
26	A	Central Mich.	79 86				
33	A	Arizona St.	57 76				
45	A	Ball St.	84 80				

RPI 26-50			
RPI	S	Opponent	Score
26	A	Central Mich.	79 86
33	A	Arizona St.	57 76
45	A	Ball St.	84 80

RPI 51-100			
RPI	S	Opponent	Score
59	N	Nebraska	82 72
60	A	St. John's (NY)	73 72
64	A	Toledo	84 73
64	H	Toledo	87 69
79	A	Ohio	67 63
88	H	Miami (OH)	72 67
91	N	UNLV	80 53

RPI 101+			
RPI	S	Opponent	Score
107	H	Western Mich.	71 49
119	H	Delaware	87 73
128	A	Northern Ill.	84 86
134	H	Kent St.	80 42
139	N	Clemson	61 41
195	H	Eastern Mich.	97 92
196	A	Columbia	65 63
223	A	Akron	89 66
237	A	Niagara	62 75
243	A	St. Bonaventure	76 59
285	H	Canisius	73 47
305	H	UMES	76 41

LAST 12 Division I GAMES:							
134	H	Kent St.	80 42	45	A	Ball St.	84 80
64	A	Toledo	84 73	88	H	Miami (OH)	72 67
26	A	Central Mich.	79 86	128	A	Northern Ill.	84 86
195	H	Eastern Mich.	97 92	107	H	Western Mich.	71 49
64	H	Toledo	87 69	223	A	Akron	89 66
79	A	Ohio	67 63	60	A	St. John's (NY)	73 72

Non-Div I Games:

Buffalo

Average RPI Win:	179	WON-LOST	WINNING	LAST 10	STRENGTH OF	OPP. STRENGTH	TEAM	ADJ.	CONF.	ADJ CONF.
Average RPI Loss:	65	RECORD	PCT. RANK	GAMES	SCHEDULE	OF SCHEDULE	RPI	RPI	RPI	RPI
DIV. I ONLY	13- 13	169	2- 8	60	83	101	101	6	6	
DIV. I NON-CONF.	8- 4	87	0- 0	103	228	70	70	6	6	

TOTALS	RPI 1-25	RPI 26-50	W-L RECORDS	RPI 51-100	RPI 101-999	RPI 201+				
13- 13	1- 3	1- 3	OVERALL	1- 4	10- 3	6- 1				
7- 5	0- 2	1- 0	HOME	0- 1	6- 2	3- 1				
5- 6	1- 1	0- 3	AWAY	0- 1	4- 1	3- 0				
1- 2	0- 0	0- 0	NEUTRAL	1- 2	0- 0	0- 0				
8- 4	0- 0	0- 2	NON-CONFERENCE	1- 2	7- 0	6- 0				
4- 0	0- 0	0- 0	HOME	0- 0	4- 0	3- 0				
3- 2	0- 0	0- 2	AWAY	0- 0	3- 0	3- 0				
1- 2	0- 0	0- 0	NEUTRAL	1- 2	0- 0	0- 0				
5- 9	1- 3	1- 1	CONFERENCE	0- 2	3- 3	0- 1				
3- 5	0- 2	1- 0	HOME	0- 1	2- 2	0- 1				
2- 4	1- 1	0- 1	AWAY	0- 1	1- 1	0- 0				
0- 0	0- 0	0- 0	NEUTRAL	0- 0	0- 0	0- 0				

RPI 1-25				RPI 26-50				RPI 51-100				RPI 101+ Team's RPI: 101			
RPI	S	Opponent	Score	RPI	S	Opponent	Score	RPI	S	Opponent	Score	RPI	S	Opponent	Score
24	A	DePaul	65 87	28	A	South Fla.	55 71	53	N	West Virginia	68 75	105	A	Seton Hall	64 75
24	H	DePaul	68 86	31	A	Marquette	67 69	54	N	Virginia Tech	79 77	105	H	Seton Hall	66 48
25	A	Villanova	76 53	39	H	Creighton	59 53	58	N	Drexel	62 76	120	A	Georgetown	66 57
25	H	Villanova	67 69	45	A	Ball St.	75 87	60	A	St. John's (NY)	38 76	120	H	Georgetown	52 63
								60	H	St. John's (NY)	55 73	184	H	Wisconsin	69 62
												190	H	Providence	68 57
												214	H	Xavier	62 69
												238	H	Austin Peay	75 54
												253	A	Illinois St.	56 45
												265	A	Indiana St.	60 51
												266	H	Lipscomb	70 58
												295	H	Loyola Chicago	64 52
												298	A	Murray St.	88 59

LAST 12 Division I GAMES:															
24	H	DePaul	68 86	39	H	Creighton	59 53	24	A	DePaul	65 87				
105	A	Seton Hall	64 75	31	A	Marquette	67 69	31	A	Marquette	67 69				
60	A	St. John's (NY)	38 76	60	H	St. John's (NY)	55 73	60	H	St. John's (NY)	55 73				
25	H	Villanova	67 69	52	H	Seton Hall	66 48	105	H	Seton Hall	66 48				
120	H	Georgetown	52 63	120	A	Georgetown	66 57	120	A	Georgetown	66 57				
190	H	Providence	68 57												

Non-Div I Games:

Butler

Average RPI Win:	278	WON-LOST	WINNING	LAST 10	STRENGTH OF	OPP. STRENGTH	TEAM	ADJ.	CONF.	ADJ CONF.
Average RPI Loss:	173	RECORD	PCT. RANK	GAMES	SCHEDULE	OF SCHEDULE	RPI	RPI	RPI	RPI
DIV. I ONLY	11- 10	156	7- 3	327	229	229	229	30	30	
DIV. I NON-CONF.	4- 8	239	1- 2	255	156	235	235	31	31	

TOTALS	RPI 1-25	RPI 26-50	W-L RECORDS	RPI 51-100	RPI 101-999	RPI 201+				
11- 10	0- 1	0- 0	OVERALL	0- 1	11- 8	10- 5				
6- 2	0- 0	0- 0	HOME	0- 0	6- 2	6- 1				
5- 8	0- 1	0- 0	AWAY	0- 1	5- 6	4- 4				
0- 0	0- 0	0- 0	NEUTRAL	0- 0	0- 0	0- 0				
4- 8	0- 1	0- 0	NON-CONFERENCE	0- 1	4- 6	3- 3				
2- 1	0- 0	0- 0	HOME	0- 0	2- 1	2- 0				
2- 7	0- 1	0- 0	AWAY	0- 1	2- 5	1- 3				
0- 0	0- 0	0- 0	NEUTRAL	0- 0	0- 0	0- 0				
7- 2	0- 0	0- 0	CONFERENCE	0- 0	7- 2	7- 2				
4- 1	0- 0	0- 0	HOME	0- 0	4- 1	4- 1				
3- 1	0- 0	0- 0	AWAY	0- 0	3- 1	3- 1				
0- 0	0- 0	0- 0	NEUTRAL	0- 0	0- 0	0- 0				

RPI 1-25				RPI 26-50				RPI 51-100				RPI 101+ Team's RPI: 229			
RPI	S	Opponent	Score	RPI	S	Opponent	Score	RPI	S	Opponent	Score	RPI	S	Opponent	Score
12	A	Stanford	34 57					72	A	South Dakota	50 66	125	A	UTEP	56 67
												154	A	Cal Poly	57 59
												174	A	Boise St.	65 59
												176	H	UC Irvine	59 72
												206	H	Seattle U	75 68
												210	A	SMU	29 41
												230	H	Omaha	52 43
												233	A	UC Riverside	65 68
												239	A	New Mexico St.	48 56
												239	H	New Mexico St.	62 52
												251	A	San Jose St.	57 67
												261	A	UMKC	76 62
												261	H	UMKC	58 60
												303	H	Cal St. Fullerton	55 43
												311	A	Southern Utah	46 45
												324	A	UTRGV	67 64
												330	H	Utah Valley	63 58
												339	A	Chicago St.	63 36
												339	H	Chicago St.	63 49

LAST 12 Division I GAMES:															
239	H	New Mexico St.	62 52	239	A	New Mexico St.	48 56	324	A	UTRGV	67 64				
261	A	UMKC	76 62					330	H	Utah Valley	63 58				
339	A	Chicago St.	63 36					176	H	UC Irvine	59 72				
206	H	Seattle U	75 68					154	A	Cal Poly	57 59				
339	H	Chicago St.	63 49					174	A	Boise St.	65 59				
261	H	UMKC	58 60												

Non-Div I Games: Fresno Pacific 74 63 Whittier 72 35

Average RPI Win:	226	WON-LOST	WINNING	LAST 10	STRENGTH OF	OPP. STRENGTH	TEAM	ADJ.	CONF.	ADJ CONF.
Average RPI Loss:	183	RECORD	PCT. RANK	GAMES	SCHEDULE	OF SCHEDULE	RPI	RPI	RPI	RPI
DIV. I ONLY	12- 11	160	6- 4	246	235	212	212	21	21	
DIV. I NON-CONF.	6- 7	184	1- 0	198	267	219	219	20	20	

TOTALS	RPI 1-25	RPI 26-50	W-L RECORDS	RPI 51-100	RPI 101-999	RPI 201+				
12- 11	0- 1	0- 0	OVERALL	1- 0	11- 10	9- 5				
7- 5	0- 0	0- 0	HOME	1- 0	6- 5	5- 3				
5- 5	0- 1	0- 0	AWAY	0- 0	5- 4	4- 2				
0- 1	0- 0	0- 0	NEUTRAL	0- 0	0- 1	0- 0				
6- 7	0- 1	0- 0	NON-CONFERENCE	0- 0	6- 6	4- 3				
4- 3	0- 0	0- 0	HOME	0- 0	4- 3	3- 1				
2- 3	0- 1	0- 0	AWAY	0- 0	2- 2	1- 2				
0- 1	0- 0	0- 0	NEUTRAL	0- 0	0- 1	0- 0				
6- 4	0- 0	0- 0	CONFERENCE	1- 0	5- 4	5- 2				
3- 2	0- 0	0- 0	HOME	1- 0	2- 2	2- 2				
3- 2	0- 0	0- 0	AWAY	0- 0	3- 2	3- 0				
0- 0	0- 0	0- 0	NEUTRAL	0- 0	0- 0	0- 0				

CSUN

CSUN

RPI 1-25				RPI 26-50				RPI 51-100				RPI 101+ Team's RPI: 212			
RPI	S	Opponent	Score	RPI	S	Opponent	Score	RPI	S	Opponent	Score	RPI	S	Opponent	Score
10	A	Oregon	43 91					66	H	UC Davis	75 71	113	N	Milwaukee	50 58
												136	A	Loyola Marymount	75 68
												142	H	Fresno St.	85 72
												152	H	Idaho	75 80
												154	A	Cal Poly	71 84
												161	H	Weber St.	61 64
												176	A	UC Irvine	47 56
												206	H	Seattle U	67 62
												213	A	UC Santa Barbara	48 30
												213	H	UC Santa Barbara	73 74
												224	A	New Orleans	73 76
												230	H	Omaha	60 68
												233	H	UC Riverside	60 55
												251	A	San Jose St.	76 59
												254	A	Hawaii	70 58
												258	A	San Diego St.	55 58
												279	H	Arizona	66 63
												303	A	Cal St. Fullerton	70 68
												303	H	Cal St. Fullerton	65 41
												327	H	Long Beach St.	51 59
												328	H	Northern Ariz.	78 69
LAST 12 Division I GAMES:															
327	H	Long Beach St.	51 59	303	H	Cal St. Fullerton	65 41								
66	H	UC Davis	75 71	154	A	Cal Poly	71 84								
213	A	UC Santa Barbara	48 30	213	H	UC Santa Barbara	73 74								
176	A	UC Irvine	47 56	303	A	Cal St. Fullerton	70 68								
254	A	Hawaii	70 58	206	H	Seattle U	67 62								
233	H	UC Riverside	60 55	230	H	Omaha	60 68								

Non-Div I Games:

Biola

68 51

CSUN

Average RPI Win: 299		WON-LOST RECORD	WINNING PCT. RANK	LAST 10 GAMES	STRENGTH OF SCHEDULE	OPP. STRENGTH OF SCHEDULE	TEAM RPI	ADJ. RPI	CONF. RPI	ADJ. CONF. RPI
Average RPI Loss: 189										
DIV. I ONLY		6- 15	284	2- 8	297	292	303	303	21	21
DIV. I NON-CONF.		4- 8	239	2- 1	304	324	286	286	20	20
TOTALS		RPI 1-25	RPI 26-50	W-L RECORDS	RPI 51-100	RPI 101-999	RPI 201+			
6- 15	0- 0		0- 0	OVERALL	0- 1	6- 14	6- 7			
4- 5	0- 0		0- 0	HOME	0- 0	4- 5	4- 1			
2- 9	0- 0		0- 0	AWAY	0- 1	2- 8	2- 6			
0- 1	0- 0		0- 0	NEUTRAL	0- 0	0- 1	0- 0			
4- 8	0- 0		0- 0	NON-CONFERENCE	0- 0	4- 8	4- 3			
2- 2	0- 0		0- 0	HOME	0- 0	2- 2	2- 0			
2- 5	0- 0		0- 0	AWAY	0- 0	2- 5	2- 3			
0- 1	0- 0		0- 0	NEUTRAL	0- 0	0- 1	0- 0			
2- 7	0- 0		0- 0	CONFERENCE	0- 1	2- 6	2- 4			
2- 3	0- 0		0- 0	HOME	0- 0	2- 3	2- 1			
0- 4	0- 0		0- 0	AWAY	0- 1	0- 3	0- 3			
0- 0	0- 0		0- 0	NEUTRAL	0- 0	0- 0	0- 0			

RPI 1-25				RPI 26-50				RPI 51-100				RPI 101+ Team's RPI: 303					
RPI	S	Opponent	Score	RPI	S	Opponent	Score	RPI	S	Opponent	Score	RPI	S	Opponent	Score		
								66	A	UC Davis	53	67	125	H	UTEP	91	92
													150	A	Pacific	65	81
													152	A	Idaho	60	80
													154	H	Cal Poly	63	72
													176	H	UC Irvine	60	76
													187	H	Denver	58	83
													198	N	Oral Roberts	50	60
													212	A	CSUN	41	65
													212	H	CSUN	68	70
													227	A	Montana	47	68
													229	A	CSU Bakersfield	43	55
													233	A	UC Riverside	50	63
													254	A	Hawaii	54	59
													254	H	Hawaii	69	57
													258	A	San Diego St.	58	59
													274	A	Santa Clara	73	69
													293	H	UTSA	55	46
													314	H	Portland	66	61
													327	H	Long Beach St.	67	61
													330	A	Utah Valley	73	36
LAST 12 Division I GAMES:																	
				254	A	Hawaii	54	59	327	H	Long Beach St.	67	61				
				176	H	UC Irvine	60	76	212	H	CSUN	68	70				
				154	H	Cal Poly	63	72	254	H	Hawaii	69	57				
				66	A	UC Davis	53	67	125	H	UTEP	91	92				
				212	A	CSUN	41	65	330	A	Utah Valley	73	36				
				233	A	UC Riverside	50	63	293	H	UTSA	55	46				

Non-Div I Games:	Antelope Valley	74	48
------------------	-----------------	----	----

Cal St. Fullerton

■ Loss, ■ Non-Conf, S Site, H Home A Away N Neutral

Average RPI Win:	280	WON-LOST	WINNING	LAST 10	STRENGTH OF	OPP. STRENGTH	TEAM	ADJ.	CONF.	ADJ CONF.
Average RPI Loss:	188	RECORD	PCT. RANK	GAMES	SCHEDULE	OF SCHEDULE	RPI	RPI	RPI	RPI
DIV. I ONLY	10- 10	169	5- 5	313	326	245	245	27	27	
DIV. I NON-CONF.	5- 4	146	0- 1	315	288	228	228	28	28	

TOTALS	RPI 1-25	RPI 26-50	W-L RECORDS	RPI 51-100	RPI 101-999	RPI 201+				
10- 10	0- 0	0- 0	OVERALL	0- 2	10- 8	9- 5				
4- 5	0- 0	0- 0	HOME	0- 1	4- 4	4- 2				
6- 5	0- 0	0- 0	AWAY	0- 0	6- 3	5- 3				
0- 0	0- 0	0- 0	NEUTRAL	0- 0	0- 0	0- 0				
5- 4	0- 0	0- 0	NON-CONFERENCE	0- 1	5- 3	5- 2				
2- 2	0- 0	0- 0	HOME	0- 1	2- 1	2- 1				
3- 2	0- 0	0- 0	AWAY	0- 0	3- 2	3- 1				
0- 0	0- 0	0- 0	NEUTRAL	0- 0	0- 0	0- 0				
5- 6	0- 0	0- 0	CONFERENCE	0- 1	5- 5	4- 3				
2- 3	0- 0	0- 0	HOME	0- 0	2- 3	2- 1				
3- 3	0- 0	0- 0	AWAY	0- 1	3- 2	2- 2				
0- 0	0- 0	0- 0	NEUTRAL	0- 0	0- 0	0- 0				

RPI 1-25				RPI 26-50				RPI 51-100				RPI 101+				Team's RPI: 245	
RPI	S	Opponent	Score	RPI	S	Opponent	Score	RPI	S	Opponent	Score	RPI	S	Opponent	Score		
								56	H	Mercer	57	58	151	A	Kansas	48	66
								96	A	Li berty	42	60	159	H	Radford	50	51
													160	A	Hi gh Point	51	44
													160	H	Hi gh Point	53	62
													217	A	Gardner-Webb	73	44
													219	H	Norfol k St.	27	53
													234	A	UNCG	72	61
													235	A	Howard	61	63
													247	H	UNC Asheville	52	60
													254	A	Presbyteri an	59	65
													257	A	Col. of Charleston	53	45
													296	H	USC Upstate	69	49
													302	A	Charleston So.	59	63
													302	H	Charleston So.	58	49
													310	H	Western Caro.	58	51
													334	A	N. C. Central	58	51
													340	A	Wi nthrop	72	48
													349	H	Longwood	58	48

LAST 12 Division I GAMES:																	
				302	A	Charleston So.	59	63	160	H	Hi gh Point	53	62				
				160	A	Hi gh Point	51	44	254	A	Presbyteri an	59	65				
				159	H	Radford	50	51	302	H	Charleston So.	58	49				
				349	H	Longwood	58	48	340	A	Wi nthrop	72	48				
				217	A	Gardner-Webb	73	44	247	H	UNC Asheville	52	60				
				96	A	Li berty	42	60	235	A	Howard	61	63				

Non-Div I Games: Columbia Int'l 78 39 William Peace 94 42

Campbell

Loss, Non-Conf, S Site, H Home A Away N Neutral

Average RPI Win:	275	WON-LOST	WINNING	LAST 10	STRENGTH OF	OPP. STRENGTH	TEAM	ADJ.	CONF.	ADJ CONF.
Average RPI Loss:	185	RECORD	PCT. RANK	GAMES	SCHEDULE	OF SCHEDULE	RPI	RPI	RPI	RPI
DIV. I ONLY	8- 16	262	5- 5	286	297	285	285	28	28	
DIV. I NON-CONF.	2- 9	295	0- 0	217	276	298	298	26	26	
TOTALS	RPI 1-25	RPI 26-50	W-L RECORDS	RPI 51-100	RPI 101-999	RPI 201+				
8- 16	0- 1	0- 0	OVERALL	0- 3	8- 12	6- 9				
4- 8	0- 0	0- 0	HOME	0- 1	4- 7	3- 6				
4- 7	0- 0	0- 0	AWAY	0- 1	4- 0	3- 0				
0- 1	0- 0	0- 0	NEUTRAL	0- 0	0- 1	0- 0				
2- 9	0- 1	0- 0	NON-CONFERENCE	0- 1	2- 7	1- 5				
1- 4	0- 0	0- 0	HOME	0- 0	1- 4	1- 4				
1- 4	0- 1	0- 0	AWAY	0- 1	1- 2	0- 1				
0- 1	0- 0	0- 0	NEUTRAL	0- 0	0- 1	0- 0				
6- 7	0- 0	0- 0	CONFERENCE	0- 2	6- 5	5- 4				
3- 4	0- 0	0- 0	HOME	0- 1	3- 3	2- 2				
3- 3	0- 0	0- 0	AWAY	0- 1	3- 2	3- 2				
0- 0	0- 0	0- 0	NEUTRAL	0- 0	0- 0	0- 0				

RPI	S	Opponent	Score	RPI	S	Opponent	Score	RPI	S	Opponent	Score	RPI	S	Opponent	Score	Team's RPI: 285
23	A	Buffalo	47 73					61	A	Quinnipiac	39 64	117	N	Middle Tenn.	45 55	
								61	H	Quinnipiac	55 84	132	A	Bucknell	57 76	
								88	A	Miami (OH)	47 72	166	H	Marist	53 78	
												194	A	Bowling Green	71 57	
												197	H	Siena	65 57	
												204	H	Morehead St.	52 76	
												218	H	Oakland	48 83	
												237	H	Niagara	64 60	
												243	H	St. Bonaventure	71 69	
												252	A	Manhattan	39 58	
												252	H	Manhattan	56 59	
												256	H	Fairfield	52 56	
												263	H	Cornell	59 67	
												269	A	Rider	54 70	
												278	H	Colgate	63 70	
												300	A	Monmouth	60 48	
												324	A	UTRGV	46 63	
												338	A	Iona	53 49	
												345	A	Saint Peter's	66 53	
												345	H	Saint Peter's	52 49	
LAST 12 Division I GAMES:																
								61	A	Quinnipiac	39 64	345	A	Saint Peter's	66 53	
								345	H	Saint Peter's	52 49	197	H	Siena	65 57	
								237	H	Niagara	64 60	252	H	Manhattan	56 59	
								166	H	Marist	53 78	269	A	Rider	54 70	
								61	H	Quinnipiac	55 84	252	A	Manhattan	39 58	
								300	A	Monmouth	60 48	338	A	Iona	53 49	

Non-Div I Games:

Canisius

Average RPI Win:	258	WON-LOST	WINNING	LAST 10	STRENGTH OF	OPP. STRENGTH	TEAM	ADJ.	CONF.	ADJ CONF.
Average RPI Loss:	111	RECORD	PCT. RANK	GAMES	SCHEDULE	OF SCHEDULE	RPI	RPI	RPI	RPI
DIV. I ONLY	12- 7	103	7- 3	252	204	129	129	25	25	
DIV. I NON-CONF.	3- 4	209	0- 0	33	20	72	72	25	25	

TOTALS	RPI 1-25	RPI 26-50	W-L RECORDS	RPI 51-100	RPI 101-999	RPI 201+				
12- 7	0- 3	0- 0	OVERALL	0- 0	12- 4	10- 2				
6- 1	0- 0	0- 0	HOME	0- 0	6- 1	5- 1				
4- 6	0- 0	0- 0	AWAY	0- 0	4- 0	4- 0				
2- 0	0- 0	0- 0	NEUTRAL	0- 0	2- 0	1- 0				
3- 4	0- 3	0- 0	NON-CONFERENCE	0- 0	3- 1	2- 0				
1- 0	0- 0	0- 0	HOME	0- 0	1- 0	1- 0				
0- 4	0- 3	0- 0	AWAY	0- 0	0- 1	0- 0				
2- 0	0- 0	0- 0	NEUTRAL	0- 0	2- 0	1- 0				
9- 3	0- 0	0- 0	CONFERENCE	0- 0	9- 3	8- 2				
5- 1	0- 0	0- 0	HOME	0- 0	5- 1	4- 1				
4- 2	0- 0	0- 0	AWAY	0- 0	4- 2	4- 1				
0- 0	0- 0	0- 0	NEUTRAL	0- 0	0- 0	0- 0				

RPI 1-25				RPI 26-50				RPI 51-100				RPI 101+ Team's RPI: 129			
RPI	S	Opponent	Score	RPI	S	Opponent	Score	RPI	S	Opponent	Score	RPI	S	Opponent	Score
7	A	Baylor	55 86									109	H	Lamar University	51 39
8	A	Tennessee	34 77									110	A	South Ala.	43 64
15	A	Texas A&M	61 72									126	A	SFA	46 59
												139	N	Clemson	53 47
												214	H	Abilene Christian	63 45
												224	H	New Orleans	48 52
												248	A	Nicholls St.	69 48
												260	A	A&M-Corpus Christi	58 50
												270	N	North Dakota St.	68 45
												276	H	Alcorn	75 52
												289	A	Southeastern La.	70 78
												289	H	Southeastern La.	63 47
												316	A	Incarinate Word	57 35
												318	H	Houston Baptist	64 56
												320	A	Northwestern St.	61 53
												332	H	Sam Houston St.	69 44

LAST 12 Division I GAMES:															
318	H	Houston Baptist	64 56	248	A	Nicholls St.	69 48								
289	A	Southeastern La.	70 78	316	A	Incarinate Word	57 35								
320	A	Northwestern St.	61 53	109	H	Lamar University	51 39								
126	A	SFA	46 59	332	H	Sam Houston St.	69 44								
214	H	Abilene Christian	63 45	289	H	Southeastern La.	63 47								
224	H	New Orleans	48 52	260	A	A&M-Corpus Christi	58 50								

Non-Div I Games: Central Baptist 75 34 Williams Baptist 77 31 Crowley's Ridge 106 23 Hendrix 79 22 Central Ark.

Average RPI Win: **293**
 Average RPI Loss: **174**

WON-LOST
RECORD

WINNING
PCT. RANK

LAST 10
GAMES

STRENGTH OF
SCHEDULE

OPP. STRENGTH
OF SCHEDULE

TEAM
RPI

ADJ.
RPI

CONF.
RPI

ADJ CONF.
RPI

DIV. I ONLY	4- 18	314	4- 6	133	315	294	294	29	29
DIV. I NON-CONF.	0- 11	337	0- 1	52	179	285	285	29	29
<hr/>									
TOTALS	RPI 1-25	RPI 26-50	W-L RECORDS	RPI 51-100	RPI 101-999	RPI 201+			
4- 18	0- 0	0- 1	OVERALL	0- 4	4- 13	4- 8			
3- 7	0- 0	0- 0	HOME	0- 1	3- 6	3- 4			
1- 11	0- 0	0- 1	AWAY	0- 3	1- 7	1- 4			
0- 0	0- 0	0- 0	NEUTRAL	0- 0	0- 0	0- 0			
0- 11	0- 0	0- 1	NON-CONFERENCE	0- 4	0- 6	0- 3			
0- 4	0- 0	0- 0	HOME	0- 1	0- 3	0- 1			
0- 7	0- 0	0- 1	AWAY	0- 3	0- 3	0- 2			
0- 0	0- 0	0- 0	NEUTRAL	0- 0	0- 0	0- 0			
4- 7	0- 0	0- 0	CONFERENCE	0- 0	4- 7	4- 5			
3- 3	0- 0	0- 0	HOME	0- 0	3- 3	3- 3			
1- 4	0- 0	0- 0	AWAY	0- 0	1- 4	1- 2			
0- 0	0- 0	0- 0	NEUTRAL	0- 0	0- 0	0- 0			

RPI 1-25				RPI 26-50				RPI 51-100				RPI 101+ Team's RPI: 294			
RPI	S	Opponent	Score	RPI	S	Opponent	Score	RPI	S	Opponent	Score	RPI	S	Opponent	Score
				30	A	Virginia	59 103	53	A	West Virginia	52 102	118	H	Yale	62 75
								55	A	Duquesne	58 83	131	A	Saint Francis (PA)	59 87
								78	A	Penn St.	66 83	133	H	Brown	55 78
								81	H	Albany (NY)	60 72	153	A	Robert Morris	47 66
												158	A	Hartford	52 68
												207	A	Stony Brook	55 60
												267	A	Fairleigh Dickinson	49 78
												267	H	Fairleigh Dickinson	76 56
												272	A	Vermont	48 62
												273	H	Morgan St.	41 61
												275	H	St. Francis Brooklyn	70 78
												277	H	LIU Brooklyn	54 61
												283	H	Mt. St. Mary's	56 68
												284	A	Bryant	50 66
												291	A	Sacred Heart	73 71
												291	H	Sacred Heart	69 59
												323	H	Wagner	59 56
<hr/>															
LAST 12 Division I GAMES:															
				267	H	Fairleigh Dickinson	76 56	267	A	Fairleigh Dickinson	49 78				
				291	A	Sacred Heart	73 71	291	H	Sacred Heart	69 59				
				153	A	Robert Morris	47 66	284	A	Bryant	50 66				
				131	A	Saint Francis (PA)	59 87	323	H	Wagner	59 56				
				277	H	LIU Brooklyn	54 61	283	H	Mt. St. Mary's	56 68				
				275	H	St. Francis Brooklyn	70 78	272	A	Vermont	48 62				

Non-Div I Games:

Central Conn. St.

Loss, **Non-Conf**, **S Site**, **H Home** **A Away** **N Neutral**

Average RPI Win:	149	WON-LOST	WINNING	LAST 10	STRENGTH OF	OPP. STRENGTH	TEAM	ADJ.	CONF.	ADJ CONF.
Average RPI Loss:	53	RECORD	PCT. RANK	GAMES	SCHEDULE	OF SCHEDULE	RPI	RPI	RPI	RPI

DIV. I ONLY	18- 3	11	10- 0	95	78	26	26	7	7
DIV. I NON-CONF.	7- 3	74	0- 1	168	67	84	84	8	8
TOTALS	RPI 1-25	RPI 26-50	W-L RECORDS	RPI 51-100	RPI 101-999	RPI 201+			
18- 3	1- 0	1- 1	OVERALL	3- 2	13- 0	5- 0			
7- 2	1- 0	0- 1	HOME	1- 1	5- 0	1- 0			
9- 1	0- 0	1- 0	AWAY	2- 1	6- 0	3- 0			
2- 0	0- 0	0- 0	NEUTRAL	0- 0	2- 0	1- 0			
7- 3	0- 0	0- 1	NON-CONFERENCE	0- 2	7- 0	4- 0			
2- 2	0- 0	0- 1	HOME	0- 1	2- 0	1- 0			
3- 1	0- 0	0- 0	AWAY	0- 1	3- 0	2- 0			
2- 0	0- 0	0- 0	NEUTRAL	0- 0	2- 0	1- 0			
11- 0	1- 0	1- 0	CONFERENCE	3- 0	6- 0	1- 0			
5- 0	1- 0	0- 0	HOME	1- 0	3- 0	0- 0			
6- 0	0- 0	1- 0	AWAY	2- 0	3- 0	1- 0			
0- 0	0- 0	0- 0	NEUTRAL	0- 0	0- 0	0- 0			

RPI 1-25	RPI 26-50	Team's RPI: 26	RPI 51-100	RPI 101+
RPI S Opponent Score	RPI S Opponent Score		RPI S Opponent Score	RPI S Opponent Score
23 H Buffal o 86 79	42 H Purdue 69 79		55 A Duquesne 61 64	107 H Western Mi ch. 74 70
	45 A Ball St. 69 65		61 H Qui nni pi ac 70 84	115 N Iowa St. 81 60
			79 A Ohio 74 72	124 H Vanderbil t 92 75
			79 H Ohio 82 58	128 A Northern Ill. 81 78
			88 A Mi ami (OH) 84 66	134 H Kent St. 88 84
				145 A SIUE 94 56
				194 H Bowling Green 90 54
				195 A Eastern Mi ch. 95 72
				218 A Oakland 103 85
				223 A Akron 95 86
				257 H Col. of Charleston 79 58
				258 N San Diego St. 85 76
				265 A Indiana St. 77 67
LAST 12 Division I GAMES:				
79 A Ohio 74 72	134 H Kent St. 88 84			
195 A Eastern Mi ch. 95 72	194 H Bowling Green 90 54			
23 H Buffal o 86 79	88 A Mi ami (OH) 84 66			
107 H Western Mi ch. 74 70	79 H Ohio 82 58			
223 A Akron 95 86	45 A Ball St. 69 65			
128 A Northern Ill. 81 78	61 H Qui nni pi ac 70 84			

Non-Div I Games: Aquinas 96 47

Central Mich.

Average RPI Win:	304	WON-LOST	WINNING	LAST 10	STRENGTH OF	OPP. STRENGTH	TEAM	ADJ.	CONF.	ADJ CONF.
Average RPI Loss:	198	RECORD	PCT. RANK	GAMES	SCHEDULE	OF SCHEDULE	RPI	RPI	RPI	RPI
DIV. I ONLY	7- 12	246	4- 6	326	331	302	302	27	27	
DIV. I NON-CONF.	2- 6	280	1- 0	329	279	335	335	28	28	

TOTALS	RPI 1-25	RPI 26-50	W-L RECORDS	RPI 51-100	RPI 101-999	RPI 201+				
7- 12	0- 0	0- 0	OVERALL	0- 2	7- 10	7- 6				
4- 5	0- 0	0- 0	HOME	0- 0	4- 5	4- 3				
3- 6	0- 0	0- 0	AWAY	0- 0	3- 2	3- 2				
0- 1	0- 0	0- 0	NEUTRAL	0- 0	0- 1	0- 0				
2- 6	0- 0	0- 0	NON-CONFERENCE	0- 1	2- 5	2- 3				
1- 2	0- 0	0- 0	HOME	0- 0	1- 2	1- 2				
1- 3	0- 0	0- 0	AWAY	0- 1	1- 2	1- 1				
0- 1	0- 0	0- 0	NEUTRAL	0- 0	0- 1	0- 0				
5- 6	0- 0	0- 0	CONFERENCE	0- 1	5- 5	5- 3				
3- 3	0- 0	0- 0	HOME	0- 0	3- 3	3- 1				
2- 3	0- 0	0- 0	AWAY	0- 1	2- 2	2- 2				
0- 0	0- 0	0- 0	NEUTRAL	0- 0	0- 0	0- 0				

RPI 1-25				RPI 26-50				RPI 51-100				RPI 101+				Team's RPI: 302
RPI	S	Opponent	Score	RPI	S	Opponent	Score	RPI	S	Opponent	Score	RPI	S	Opponent	Score	
								67	A	Georgi a Tech	51 78	139	A	Clemson	30 66	
								96	A	Li berty	53 63	158	N	Hartford	43 62	
												159	H	Radford	56 61	
												160	H	High Point	74 75	
												217	A	Gardner-Webb	52 68	
												245	A	Campbel l	49 58	
												245	H	Campbel l	63 59	
												247	H	UNC Asheville	61 78	
												254	A	Presbyteri an	64 61	
												266	H	Lipscomb	54 58	
												287	A	Wofford	68 45	
												299	A	FIU	70 77	
												301	H	Coppin St.	72 58	
												321	H	South Carolina St.	58 60	
												340	H	Winthrop	81 45	
												349	A	Longwood	78 61	
												349	H	Longwood	73 57	

LAST 12 Division I GAMES:																
				245	H	Campbel l	63 59	340	H	Winthrop	81 45					
				349	A	Longwood	78 61	159	H	Radford	56 61					
				254	A	Presbyteri an	64 61	245	A	Campbel l	49 58					
				160	H	High Point	74 75	96	A	Li berty	53 63					
				247	H	UNC Asheville	61 78	349	H	Longwood	73 57					
				217	A	Gardner-Webb	52 68	287	A	Wofford	68 45					

Non-Div I Games: Erskine 79 43 Southern Wesleyan 94 56

Charleston So.

Average RPI Win:	243	WON-LOST	WINNING	LAST 10	STRENGTH OF	OPP. STRENGTH	TEAM	ADJ.	CONF.	ADJ CONF.
Average RPI Loss:	113	RECORD	PCT. RANK	GAMES	SCHEDULE	OF SCHEDULE	RPI	RPI	RPI	RPI
DIV. I ONLY	9- 13	224	5- 5	106	177	178	178	18	18	
DIV. I NON-CONF.	4- 9	249	1- 2	77	104	205	205	19	19	

TOTALS	RPI 1-25	RPI 26-50	W-L RECORDS	RPI 51-100	RPI 101-999	RPI 201+				
9- 13	0- 2	0- 1	OVERALL	1- 2	8- 8	6- 2				
6- 3	0- 1	0- 0	HOME	1- 1	5- 1	4- 0				
3- 8	0- 0	0- 0	AWAY	0- 1	3- 7	2- 2				
0- 2	0- 1	0- 1	NEUTRAL	0- 0	0- 0	0- 0				
4- 9	0- 2	0- 1	NON-CONFERENCE	1- 2	3- 4	3- 1				
3- 2	0- 1	0- 0	HOME	1- 1	2- 0	2- 0				
1- 5	0- 0	0- 0	AWAY	0- 1	1- 4	1- 1				
0- 2	0- 1	0- 1	NEUTRAL	0- 0	0- 0	0- 0				
5- 4	0- 0	0- 0	CONFERENCE	0- 0	5- 4	3- 1				
3- 1	0- 0	0- 0	HOME	0- 0	3- 1	2- 0				
2- 3	0- 0	0- 0	AWAY	0- 0	2- 3	1- 1				
0- 0	0- 0	0- 0	NEUTRAL	0- 0	0- 0	0- 0				

RPI 1-25				RPI 26-50				RPI 51-100				RPI 101+				Team's RPI: 178
RPI	S	Opponent	Score	RPI	S	Opponent	Score	RPI	S	Opponent	Score	RPI	S	Opponent	Score	
18	H	Rutgers	54 77	40	N	South Dakota St.	70 71	55	H	Duquesne	75 72	104	A	Wake Forest	69 71	
20	N	Iowa	64 77					56	H	Mercer	74 90	108	H	Ri ce	55 62	
								94	A	Arkansas	72 73	117	A	Mi ddl e Tenn.	45 64	
												125	A	UTEP	58 67	
												156	A	Davi dson	66 68	
												163	A	Southern Mi ss.	85 79	
												163	H	Southern Mi ss.	66 56	
												184	A	Wi sconsi n	66 80	
												209	A	East Caroli na	55 58	
												241	A	North Texas	68 73	
												247	A	UNC Asheville	51 47	
												299	H	FIU	80 57	
												301	H	Coppi n St.	78 49	
												304	A	Old Domini on	63 60	
												321	H	South Caroli na St.	64 49	
												335	H	Marshall	67 61	

LAST 12 Division I GAMES:																
299	H	FIU	80 57	125	A	UTEP	58 67									
335	H	Marshall	67 61	304	A	Old Domini on	63 60									
117	A	Mi ddl e Tenn.	45 64	163	H	Southern Mi ss.	66 56									
163	A	Southern Mi ss.	85 79	56	H	Mercer	74 90									
108	H	Ri ce	55 62	321	H	South Caroli na St.	64 49									
241	A	North Texas	68 73	156	A	Davi dson	66 68									

Non-Div I Games:

Charlotte

■ Loss,
 ■ Non-Conf,
 ■ S Site,
 ■ H Home
 ■ A Away
 N Neutral

Average RPI Win:	191	WON-LOST	WINNING	LAST 10	STRENGTH OF	OPP. STRENGTH	TEAM	ADJ.	CONF.	ADJ CONF.
Average RPI Loss:	88	RECORD	PCT. RANK	GAMES	SCHEDULE	OF SCHEDULE	RPI	RPI	RPI	RPI
DIV. I ONLY	15- 8	87	7- 3	125	100	87	87	17	17	
DIV. I NON-CONF.	9- 5	99	2- 1	56	36	59	59	16	16	

TOTALS	RPI 1-25	RPI 26-50	W-L RECORDS	RPI 51-100	RPI 101-999	RPI 201+				
15- 8	0- 1	1- 2	OVERALL	2- 2	12- 3	6- 0				
7- 3	0- 0	1- 1	HOME	0- 2	6- 0	3- 0				
5- 4	0- 1	0- 0	AWAY	1- 0	4- 3	3- 0				
3- 1	0- 0	0- 1	NEUTRAL	1- 0	2- 0	0- 0				
9- 5	0- 1	1- 2	NON-CONFERENCE	2- 1	6- 1	1- 0				
4- 2	0- 0	1- 1	HOME	0- 1	3- 0	1- 0				
2- 2	0- 1	0- 0	AWAY	1- 0	1- 1	0- 0				
3- 1	0- 0	0- 1	NEUTRAL	1- 0	2- 0	0- 0				
6- 3	0- 0	0- 0	CONFERENCE	0- 1	6- 2	5- 0				
3- 1	0- 0	0- 0	HOME	0- 1	3- 0	2- 0				
3- 2	0- 0	0- 0	AWAY	0- 0	3- 2	3- 0				
0- 0	0- 0	0- 0	NEUTRAL	0- 0	0- 0	0- 0				

RPI 1-25				RPI 26-50				RPI 51-100 Team's RPI: 87				RPI 101+			
RPI	S	Opponent	Score	RPI	S	Opponent	Score	RPI	S	Opponent	Score	RPI	S	Opponent	Score
13	A	Green Bay	30 60	36	N	Princeton	49 59	54	H	Virginia Tech	44 64	120	N	Georgetown	54 41
				38	H	FGCU	68 61	56	H	Mercer	50 71	141	A	ETSU	58 65
				49	H	UCF	57 58	70	A	Indiana	64 61	169	A	Stetson	67 78
								92	N	Auburn	50 41	170	A	Florida	65 60
												171	H	Samford	68 58
												183	N	Northwestern	61 44
												185	A	Furman	57 58
												191	H	Hampton	64 52
												201	H	UT Martin	87 82
												234	A	UNCG	73 57
												234	H	UNCG	49 42
												254	H	Presbyterian	71 51
												287	A	Wofford	54 47
												310	A	Western Caro.	58 41
												310	H	Western Caro.	47 32

LAST 12 Division I GAMES:															
234	A	UNCG	73 57	141	A	ETSU	58 65								
310	A	Western Caro.	58 41	310	H	Western Caro.	47 32								
56	H	Mercer	50 71	234	H	UNCG	49 42								
171	H	Samford	68 58	191	H	Hampton	64 52								
185	A	Furman	57 58	36	N	Princeton	49 59								
287	A	Wofford	54 47	170	A	Florida	65 60								

Non-Div I Games:

Chattanooga

Average RPI Win:	330	WON-LOST	WINNING	LAST 10	STRENGTH OF	OPP. STRENGTH	TEAM	ADJ.	CONF.	ADJ CONF.
Average RPI Loss:	205	RECORD	PCT. RANK	GAMES	SCHEDULE	OF SCHEDULE	RPI	RPI	RPI	RPI
DIV. I ONLY	1- 23	348	1- 9	229	340	339	339	30	30	
DIV. I NON-CONF.	0- 15	337	0- 3	189	294	337	337	31	31	

TOTALS	RPI 1-25	RPI 26-50	W-L RECORDS	RPI 51-100	RPI 101-999	RPI 201+				
1- 23	0- 0	0- 0	OVERALL	0- 2	1- 21	1- 13				
0- 11	0- 0	0- 0	HOME	0- 0	0- 11	0- 7				
1- 11	0- 0	0- 0	AWAY	0- 2	1- 9	1- 6				
0- 1	0- 0	0- 0	NEUTRAL	0- 0	0- 1	0- 0				
0- 15	0- 0	0- 0	NON-CONFERENCE	0- 2	0- 13	0- 5				
0- 7	0- 0	0- 0	HOME	0- 0	0- 7	0- 3				
0- 7	0- 0	0- 0	AWAY	0- 2	0- 5	0- 2				
0- 1	0- 0	0- 0	NEUTRAL	0- 0	0- 1	0- 0				
1- 8	0- 0	0- 0	CONFERENCE	0- 0	1- 8	1- 8				
0- 4	0- 0	0- 0	HOME	0- 0	0- 4	0- 4				
1- 4	0- 0	0- 0	AWAY	0- 0	1- 4	1- 4				
0- 0	0- 0	0- 0	NEUTRAL	0- 0	0- 0	0- 0				

RPI 1-25				RPI 26-50				RPI 51-100				RPI 101+				Team's RPI: 339	
RPI	S	Opponent	Score	RPI	S	Opponent	Score	RPI	S	Opponent	Score	RPI	S	Opponent	Score		
								85	A	Kansas St.	51	99	102	A	Western Ill.	54	71
								98	A	Wright St.	39	84	102	H	Western Ill.	45	83
												113	H	Milwaukee	59	84	
												128	H	Northern Ill.	59	80	
												146	A	Pittsburgh	49	87	
												168	A	Wichita St.	63	66	
												183	H	Northwestern	36	63	
												198	N	Oral Roberts	43	73	
												204	H	Morehead St.	40	79	
												205	A	Illinois	56	66	
												206	H	Seattle U	56	63	
												229	A	CSU Bakersfield	49	63	
												229	H	CSU Bakersfield	36	63	
												239	A	New Mexico St.	59	74	
												271	A	Grand Canyon	36	64	
												271	H	Grand Canyon	43	59	
												290	A	Valparaiso	60	71	
												295	H	Loyola Chicago	28	46	
												306	H	Jackson St.	69	87	
												324	A	UTRGV	44	81	
												330	A	Utah Valley	84	74	
												330	H	Utah Valley	30	68	

LAST 12 Division I GAMES:																	
330	A	Utah Valley	84	74	330	H	Utah Valley	30	68								
271	H	Grand Canyon	43	59	206	H	Seattle U	56	63								
229	H	CSU Bakersfield	36	63	239	A	New Mexico St.	59	74								
324	A	UTRGV	44	81	146	A	Pittsburgh	49	87								
229	A	CSU Bakersfield	49	63	113	H	Milwaukee	59	84								
271	A	Grand Canyon	36	64	85	A	Kansas St.	51	99								

Non-Div I Games:

Chicago St.

Clemson		Average RPI Win: 247	WON-LOST RECORD	WINNING PCT. RANK	LAST 10 GAMES	STRENGTH OF SCHEDULE	OPP. STRENGTH OF SCHEDULE	TEAM RPI	ADJ. RPI	CONF. RPI	ADJ CONF. RPI
Average RPI Loss: 49											
DIV. I ONLY	11- 14	211	1- 9	64	69	139	139	1	1		
DIV. I NON-CONF.	10- 3	51	0- 0	228	293	112	112	1	1		

TOTALS	RPI 1-25	RPI 26-50	W-L RECORDS	RPI 51-100	RPI 101-999	RPI 201+					
11- 14	0- 6	0- 3	OVERALL	1- 3	10- 2	8- 0					
7- 6	0- 3	0- 1	HOME	0- 1	7- 1	6- 0					
3- 6	0- 2	0- 2	AWAY	1- 2	2- 0	1- 0					
1- 2	0- 1	0- 0	NEUTRAL	0- 0	1- 1	1- 0					
10- 3	0- 2	0- 0	NON-CONFERENCE	1- 0	9- 1	8- 0					
6- 1	0- 1	0- 0	HOME	0- 0	6- 0	6- 0					
3- 0	0- 0	0- 0	AWAY	1- 0	2- 0	1- 0					
1- 2	0- 1	0- 0	NEUTRAL	0- 0	1- 1	1- 0					
1- 11	0- 4	0- 3	CONFERENCE	0- 3	1- 1	0- 0					
1- 5	0- 2	0- 1	HOME	0- 1	1- 1	0- 0					
0- 6	0- 2	0- 2	AWAY	0- 2	0- 0	0- 0					
0- 0	0- 0	0- 0	NEUTRAL	0- 0	0- 0	0- 0					

RPI 1-25				RPI 26-50				RPI 51-100				RPI 101+ Team's RPI: 139			
RPI	S	Opponent	Score	RPI	S	Opponent	Score	RPI	S	Opponent	Score	RPI	S	Opponent	Score
2	A	Notre Dame	37 90	30	A	Vi rgi ni a	41 70	59	A	Nebraska	67 66	129	N	Central Ark.	47 53
4	A	Louisville	46 65	37	A	Syracuse	51 86	67	A	Georgi a Tech	33 66	146	H	Pittsburgh	42 58
6	H	Florida St.	47 69	43	H	Mi ami (FL)	60 72	67	H	Georgi a Tech	48 60	173	A	Loui si ana Tech	55 47
17	H	South Carolina	36 66					100	A	North Carolina	52 59	199	H	Boston College	65 61
21	H	NC State	41 62									203	H	Jacksonville St.	53 45
23	N	Buffalo	41 61									264	H	Prai rie View	64 58
												286	H	Kennesaw St.	41 28
												299	A	FIU	67 65
												300	H	Monmouth	57 54
												302	H	Charleston So.	66 30
												307	N	Detroit Mercy	72 44
												321	H	South Carolina St.	56 48
LAST 12 Division I GAMES:															
4	A	Loui svi l l e	46 65	199	H	Boston College	65 61	43	H	Mi ami (FL)	60 72	100	A	North Carolina	52 59
67	H	Georgi a Tech	48 60	30	A	Vi rgi ni a	41 70	6	H	Fl ori da St.	47 69	67	A	Georgi a Tech	33 66
146	H	Pittsburgh	42 58	51	A	Syracuse	51 86								
21	H	NC State	41 62	37	A	Notre Dame	37 90								

Non-Div I Games:

Clemson

Average RPI Win:	240	WON-LOST	WINNING	LAST 10	STRENGTH OF	OPP. STRENGTH	TEAM	ADJ.	CONF.	ADJ CONF.
Average RPI Loss:	87	RECORD	PCT. RANK	GAMES	SCHEDULE	OF SCHEDULE	RPI	RPI	RPI	RPI
DIV. I ONLY	17- 7	58	7- 3	271	162	130	130	11	11	
DIV. I NON-CONF.	8- 3	65	0- 0	236	216	109	109	13	13	

TOTALS	RPI 1-25	RPI 26-50	W-L RECORDS	RPI 51-100	RPI 101-999	RPI 201+				
17- 7	0- 1	0- 1	OVERALL	2- 3	15- 2	13- 0				
9- 3	0- 0	0- 1	HOME	2- 1	7- 1	6- 0				
7- 3	0- 1	0- 0	AWAY	0- 1	7- 1	7- 0				
1- 1	0- 0	0- 0	NEUTRAL	0- 1	1- 0	0- 0				
8- 3	0- 0	0- 1	NON-CONFERENCE	1- 2	7- 0	5- 0				
4- 1	0- 0	0- 1	HOME	1- 0	3- 0	2- 0				
3- 1	0- 0	0- 0	AWAY	0- 1	3- 0	3- 0				
1- 1	0- 0	0- 0	NEUTRAL	0- 1	1- 0	0- 0				
9- 4	0- 1	0- 0	CONFERENCE	1- 1	8- 2	8- 0				
5- 2	0- 0	0- 0	HOME	1- 1	4- 1	4- 0				
4- 2	0- 1	0- 0	AWAY	0- 0	4- 1	4- 0				
0- 0	0- 0	0- 0	NEUTRAL	0- 0	0- 0	0- 0				

RPI 1-25				RPI 26-50				RPI 51-100				RPI 101+				Team's RPI: 130
RPI	S	Opponent	Score	RPI	S	Opponent	Score	RPI	S	Opponent	Score	RPI	S	Opponent	Score	
13	A	Green Bay	43 69	45	H	Ball St.	64 76	64	A	Toledo	56 65	113	A	Milwaukee	72 79	
								76	H	IUPUI	64 77	155	N	Louisiana	54 45	
								79	H	Ohio	71 64	195	H	Eastern Mich.	77 65	
								98	H	Wright St.	71 70	200	H	Youngstown St.	52 66	
								99	N	Saint Louis	64 80	218	A	Oakland	86 66	
												218	H	Oakland	70 62	
												232	A	Northern Ky.	70 65	
												232	H	Northern Ky.	72 49	
												237	A	Niagara	70 61	
												249	A	Bradley	67 65	
												253	A	Illinois St.	56 47	
												307	A	Detroit Mercy	90 76	
												307	H	Detroit Mercy	75 50	
												313	A	Ill.-Chicago	64 42	
												313	H	Ill.-Chicago	70 67	
												335	H	Marshall	85 76	
												344	H	Eastern Ill.	77 69	

LAST 12 Division I GAMES:																
313	A	Ill.-Chicago	64 42	232	A	Northern Ky.	70 65									
218	A	Oakland	86 66	13	A	Green Bay	43 69									
307	A	Detroit Mercy	90 76	113	A	Milwaukee	72 79									
232	H	Northern Ky.	72 49	313	H	Ill.-Chicago	70 67									
98	H	Wright St.	71 70	76	H	IUPUI	64 77									
200	H	Youngstown St.	52 66	307	H	Detroit Mercy	75 50									

Non-Div I Games:

Cleveland and St.

Loss,
Non-Conf, S Site,
H Home
A Away
N Neutral

Average RPI Win:	265	WON-LOST	WINNING	LAST 10	STRENGTH OF	OPP. STRENGTH	TEAM	ADJ.	CONF.	ADJ CONF.
Average RPI Loss:	175	RECORD	PCT. RANK	GAMES	SCHEDULE	OF SCHEDULE	RPI	RPI	RPI	RPI
DIV. I ONLY	9- 12	218	3- 7	290	261	281	281	23	23	
DIV. I NON-CONF.	4- 5	202	0- 0	332	239	332	332	23	23	

TOTALS	RPI 1-25	RPI 26-50	W-L RECORDS	RPI 51-100	RPI 101-999	RPI 201+				
9- 12	0- 0	0- 1	OVERALL	0- 1	9- 10	6- 5				
8- 4	0- 0	0- 0	HOME	0- 0	8- 4	6- 3				
1- 5	0- 0	0- 0	AWAY	0- 0	1- 5	0- 1				
0- 3	0- 0	0- 1	NEUTRAL	0- 1	0- 1	0- 1				
4- 5	0- 0	0- 1	NON-CONFERENCE	0- 1	4- 3	4- 3				
4- 2	0- 0	0- 0	HOME	0- 0	4- 2	4- 2				
0- 0	0- 0	0- 0	AWAY	0- 0	0- 0	0- 0				
0- 3	0- 0	0- 1	NEUTRAL	0- 1	0- 1	0- 1				
5- 7	0- 0	0- 0	CONFERENCE	0- 0	5- 7	2- 2				
4- 2	0- 0	0- 0	HOME	0- 0	4- 2	2- 1				
1- 5	0- 0	0- 0	AWAY	0- 0	1- 5	0- 1				
0- 0	0- 0	0- 0	NEUTRAL	0- 0	0- 0	0- 0				

RPI 1-25				RPI 26-50				RPI 51-100				RPI 101+				Team's RPI: 281
RPI	S	Opponent	Score	RPI	S	Opponent	Score	RPI	S	Opponent	Score	RPI	S	Opponent	Score	
				37	N	Syracuse	57 69	59	N	Nebraska	47 55	110	A	South Ala.	62 68	
												112	H	Little Rock	49 51	
												147	A	Texas St.	69 78	
												147	H	Texas St.	65 64	
												155	A	Louisiana	55 59	
												181	A	Troy	97 92	
												192	A	UT Arlington	63 65	
												192	H	UT Arlington	89 76	
												216	H	Arkansas St.	63 70	
												234	H	UNCG	54 60	
												241	N	North Texas	34 50	
												257	H	Col. of Charleston	70 72	
												282	H	UNCW	57 41	
												287	H	Wofford	67 51	
												315	H	Fort Wayne	67 58	
												319	H	Georgia St.	64 49	
												325	H	Ga. Southern	54 51	
												334	H	N.C. Central	68 65	
												336	A	La.-Monroe	56 62	
LAST 12 Division I GAMES:																
				192	A	UT Arlington	63 65	319	H	Georgia St.	64 49					
				147	A	Texas St.	69 78	325	H	Ga. Southern	54 51					
				112	H	Little Rock	49 51	155	A	Louisiana	55 59					
				216	H	Arkansas St.	63 70	336	A	La.-Monroe	56 62					
				181	A	Troy	97 92	147	H	Texas St.	65 64					
				110	A	South Ala.	62 68	192	H	UT Arlington	89 76					

Non-Div I Games: Lees-McRae 73 47 Allen 93 49

Coastal Caro.

Average RPI Win:	267	WON-LOST	WINNING	LAST 10	STRENGTH OF	OPP. STRENGTH	TEAM	ADJ.	CONF.	ADJ CONF.
Average RPI Loss:	136	RECORD	PCT. RANK	GAMES	SCHEDULE	OF SCHEDULE	RPI	RPI	RPI	RPI
DIV. I ONLY	6- 18	297	1- 9	145	176	257	257	10	10	
DIV. I NON-CONF.	4- 7	226	0- 0	205	175	232	232	12	12	

TOTALS	RPI 1-25	RPI 26-50	W-L RECORDS	RPI 51-100	RPI 101-999	RPI 201+				
6- 18	0- 1	0- 1	OVERALL	0- 5	6- 11	6- 5				
2- 10	0- 0	0- 0	HOME	0- 3	2- 7	2- 4				
4- 8	0- 1	0- 1	AWAY	0- 2	4- 4	4- 1				
0- 0	0- 0	0- 0	NEUTRAL	0- 0	0- 0	0- 0				
4- 7	0- 1	0- 1	NON-CONFERENCE	0- 1	4- 4	4- 2				
2- 3	0- 0	0- 0	HOME	0- 0	2- 3	2- 2				
2- 4	0- 1	0- 1	AWAY	0- 1	2- 1	2- 0				
0- 0	0- 0	0- 0	NEUTRAL	0- 0	0- 0	0- 0				
2- 11	0- 0	0- 0	CONFERENCE	0- 4	2- 7	2- 3				
0- 7	0- 0	0- 0	HOME	0- 3	0- 4	0- 2				
2- 4	0- 0	0- 0	AWAY	0- 1	2- 3	2- 1				
0- 0	0- 0	0- 0	NEUTRAL	0- 0	0- 0	0- 0				

RPI 1-25				RPI 26-50				RPI 51-100				RPI 101+ Team's RPI: 257			
RPI	S	Opponent	Score	RPI	S	Opponent	Score	RPI	S	Opponent	Score	RPI	S	Opponent	Score
17	A	South Carolina	43 69	26	A	Central Mich.	58 79	57	H	Elon	55 77	104	H	Wake Forest	40 77
								58	H	Drexel	53 80	119	H	Delaware	59 68
								62	A	Michigan St.	43 107	135	A	Northeastern	37 59
								75	A	James Madison	53 67	140	A	William & Mary	66 79
								75	H	James Madison	45 67	140	H	William & Mary	54 68
												185	A	Furman	58 72
												228	A	North Florida	73 69
												240	A	Hofstra	60 65
												240	H	Hofstra	60 75
												245	H	Campbell	45 53
												259	A	Towson	80 67
												259	H	Towson	58 83
												266	H	Lipscomb	85 69
												268	H	Appalachian St.	70 76
												281	A	Coastal Caro.	72 70
												282	A	UNCW	72 63
												287	H	Wofford	59 51

LAST 12 Division I GAMES:															
282	A	UNCW	72 63	75	H	James Madison	45 67	240	A	Hofstra	60 65				
58	H	Drexel	53 80	135	A	Northeastern	37 59	119	H	Delaware	59 68				
57	H	Elon	55 77	140	A	William & Mary	66 79	240	H	Hofstra	60 75				
75	A	James Madison	53 67	259	A	Towson	80 67								
140	A	William & Mary	66 79												
259	H	Towson	58 83												

Non-Div I Games:

Col. of Charleston

Colgate		Through Games Of Feb. 9, 2018									
Average RPI	Win: 289	WON-LOST	WINNING	LAST 10	STRENGTH OF	OPP. STRENGTH	TEAM	ADJ.	CONF.	ADJ CONF.	
Average RPI	Loss: 153	RECORD	PCT. RANK	GAMES	SCHEDULE	OF SCHEDULE	RPI	RPI	RPI	RPI	
DIV. I ONLY	4- 19	317	0- 10	140	249	278	278	15	15		
DIV. I NON-CONF.	4- 7	226	0- 0	243	305	240	240	18	18		

TOTALS	RPI 1-25	RPI 26-50	W-L RECORDS	RPI 51-100	RPI 101-999	RPI 201+					
4- 19	0- 0	0- 2	OVERALL	0- 4	4- 13	4- 7					
1- 9	0- 0	0- 0	HOME	0- 2	1- 7	1- 3					
3- 10	0- 0	0- 2	AWAY	0- 2	3- 6	3- 4					
0- 0	0- 0	0- 0	NEUTRAL	0- 0	0- 0	0- 0					
4- 7	0- 0	0- 2	NON-CONFERENCE	0- 0	4- 5	4- 2					
1- 3	0- 0	0- 0	HOME	0- 0	1- 3	1- 1					
3- 4	0- 0	0- 2	AWAY	0- 0	3- 2	3- 1					
0- 0	0- 0	0- 0	NEUTRAL	0- 0	0- 0	0- 0					
0- 12	0- 0	0- 0	CONFERENCE	0- 4	0- 8	0- 5					
0- 6	0- 0	0- 0	HOME	0- 2	0- 4	0- 2					
0- 6	0- 0	0- 0	AWAY	0- 2	0- 4	0- 3					
0- 0	0- 0	0- 0	NEUTRAL	0- 0	0- 0	0- 0					

RPI 1-25				RPI 26-50				RPI 51-100				RPI 101+ Team's RPI: 278			
RPI	S	Opponent	Score	RPI	S	Opponent	Score	RPI	S	Opponent	Score	RPI	S	Opponent	Score
				33	A	Arizona St.	54 65	65	A	American	44 67	118	A	Yale	56 82
				37	A	Syracuse	39 79	65	H	American	55 77	132	A	Bucknell I	57 77
								83	A	Navy	54 70	133	H	Brown	73 83
								83	H	Navy	42 69	157	H	Lehigh	51 59
												175	H	Army West Point	54 62
												197	H	Siena	70 73
												208	A	Boston U.	64 66
												208	H	Boston U.	49 62
												220	A	Loyola Maryland	55 70
												236	H	Holy Cross	64 71
												237	H	Niagara	44 81
												244	A	Lafayette	48 63
												259	A	Towson	65 61
												263	A	Cornell I	74 70
												267	A	Fairleigh Dickinson	51 61
												285	A	Canisius	70 63
												347	H	UMass Lowell I	84 64

LAST 12 Division I GAMES:															
				208	A	Boston U.	64 66	132	A	Bucknell I	57 77				
				83	H	Navy	42 69	208	H	Boston U.	49 62				
				65	A	American	44 67	83	A	Navy	54 70				
				175	H	Army West Point	54 62	244	A	Lafayette	48 63				
				220	A	Loyola Maryland	55 70	65	H	American	55 77				
				157	H	Lehigh	51 59	236	H	Holy Cross	64 71				

Non-Div I Games:

Colgate

Average RPI	Win:	191	WON-LOST	WINNING	LAST 10	STRENGTH OF	OPP. STRENGTH	TEAM	ADJ.	CONF.	ADJ CONF.
Average RPI	Loss:	74	RECORD	PCT. RANK	GAMES	SCHEDULE	OF SCHEDULE	RPI	RPI	RPI	RPI
DIV. I ONLY		11- 12	189	2- 8	111	56	138	138	5	5	
DIV. I NON-CONF.		8- 2	45	0- 0	215	116	78	78	3	3	

TOTALS	RPI 1-25		RPI 26-50		W-L RECORDS		RPI 51-100		RPI 101-999		RPI 201+
11- 12	0- 2		1- 5		OVERALL		1- 3		9- 2		4- 1
6- 7	0- 2		1- 3		HOME		0- 1		5- 1		3- 0
5- 5	0- 0		0- 2		AWAY		1- 2		4- 1		1- 1
0- 0	0- 0		0- 0		NEUTRAL		0- 0		0- 0		0- 0
8- 2	0- 0		1- 0		NON-CONFERENCE		0- 1		7- 1		3- 0
5- 1	0- 0		1- 0		HOME		0- 0		4- 1		2- 0
3- 1	0- 0		0- 0		AWAY		0- 1		3- 0		1- 0
0- 0	0- 0		0- 0		NEUTRAL		0- 0		0- 0		0- 0
3- 10	0- 2		0- 5		CONFERENCE		1- 2		2- 1		1- 1
1- 6	0- 2		0- 3		HOME		0- 1		1- 0		1- 0
2- 4	0- 0		0- 2		AWAY		1- 1		1- 1		0- 1
0- 0	0- 0		0- 0		NEUTRAL		0- 0		0- 0		0- 0

RPI 1-25				RPI 26-50				RPI 51-100				RPI 101+				Team's RPI: 138
RPI	S	Opponent	Score	RPI	S	Opponent	Score	RPI	S	Opponent	Score	RPI	S	Opponent	Score	
10	H	Oregon	55 74	33	A	Arizona St.	59 73	86	A	Washington St.	75 89	111	H	George Mason	76 61	
11	H	UCLA	55 93	33	H	Arizona St.	47 72	89	A	Utah	69 65	116	H	Dartmouth	75 81	
				35	A	Cal i forni a	76 78	89	H	Utah	74 78	121	A	Colorado St.	70 67	
				43	H	Mi ami (FL)	67 61	100	A	North Carol i na	80 87	171	A	Samford	71 60	
				46	H	Southern Cal i forni a	51 86					172	A	Washi ngton	66 61	
				50	H	Oregon St.	71 86					193	H	Fla. Atlantic	76 69	
												270	H	North Dakota St.	108 59	
												279	A	Ari zona	63 72	
												279	H	Ari zona	79 60	
												312	A	Ai r Force	68 43	
												342	H	Mi ssi ssi ppi Val .	85 48	

LAST 12 Di vi si on I GAMES:																
				35	A	Cal i forni a	76 78	279	A	Ari zona	63 72					
				89	H	Utah	74 78	11	H	UCLA	55 93					
				89	A	Utah	69 65	46	H	Southern Cal i forni a	51 86					
				50	H	Oregon St.	71 86	172	A	Washi ngton	66 61					
				10	H	Oregon	55 74	86	A	Washington St.	75 89					
				33	A	Arizona St.	59 73	279	H	Ari zona	79 60					

Non-Di v I Games: Westminster (MO) 106 47

Col orado

Average RPI Win:	205	WON-LOST	WINNING	LAST 10	STRENGTH OF	OPP. STRENGTH	TEAM	ADJ.	CONF.	ADJ CONF.
Average RPI Loss:	115	RECORD	PCT. RANK	GAMES	SCHEDULE	OF SCHEDULE	RPI	RPI	RPI	RPI
DIV. I ONLY	16- 7	66	7- 3	192	125	121	121	16	16	
DIV. I NON-CONF.	7- 3	74	0- 0	122	144	108	108	15	15	

TOTALS	RPI 1-25	RPI 26-50	W-L RECORDS	RPI 51-100	RPI 101-999	RPI 201+				
16- 7	0- 0	2- 1	OVERALL	2- 2	12- 4	9- 0				
10- 5	0- 0	1- 1	HOME	1- 1	8- 3	7- 0				
6- 2	0- 0	1- 0	AWAY	1- 1	4- 1	2- 0				
0- 0	0- 0	0- 0	NEUTRAL	0- 0	0- 0	0- 0				
7- 3	0- 0	2- 1	NON-CONFERENCE	0- 0	5- 2	3- 0				
5- 3	0- 0	1- 1	HOME	0- 0	4- 2	3- 0				
2- 0	0- 0	1- 0	AWAY	0- 0	1- 0	0- 0				
0- 0	0- 0	0- 0	NEUTRAL	0- 0	0- 0	0- 0				
9- 4	0- 0	0- 0	CONFERENCE	2- 2	7- 2	6- 0				
5- 2	0- 0	0- 0	HOME	1- 1	4- 1	4- 0				
4- 2	0- 0	0- 0	AWAY	1- 1	3- 1	2- 0				
0- 0	0- 0	0- 0	NEUTRAL	0- 0	0- 0	0- 0				

RPI	S	Opponent	Score	RPI	S	Opponent	Score	RPI	S	Opponent	Score	RPI	S	Opponent	Score	Team's RPI: 121
29	H	Oklahoma	46 78	77	A	Wyoming	64 53	123	H	BYU	56 54					
32	A	Northern Colo.	55 44	77	H	Wyoming	49 53	138	H	Colorado	67 70					
41	H	Gonzaga	65 49	82	H	New Mexico	74 71	142	A	Fresno St.	45 56					
				91	A	UNLV	52 56	152	H	Idaho	69 83					
								174	H	Boise St.	58 62					
								186	A	Nevada	65 59					
								187	A	Denver	61 56					
								251	H	San Jose St.	63 48					
								258	A	San Diego St.	65 63					
								258	H	San Diego St.	72 43					
								264	H	Prairie View	71 59					
								273	H	Morgan St.	60 44					
								297	H	Utah St.	56 45					
								312	A	Air Force	40 39					
								312	H	Air Force	61 50					
								334	H	N. C. Central	85 48					
LAST 12 Division I GAMES:																
312	H	Air Force	61 50	312	A	Air Force	40 39									
186	A	Nevada	65 59	77	H	Wyoming	49 53									
77	A	Wyoming	64 53	297	H	Utah St.	56 45									
82	H	New Mexico	74 71	142	A	Fresno St.	45 56									
258	H	San Diego St.	72 43	258	A	San Diego St.	65 63									
91	A	UNLV	52 56	251	H	San Jose St.	63 48									

Non-Div I Games: Eastern N.M. 75 35

Colorado St.

Average RPI Win: 311

Average RPI Loss: 181

WON-LOST
RECORDWINNING
PCT. RANKLAST 10
GAMESSTRENGTH OF
SCHEDULEOPP. STRENGTH
OF SCHEDULETEAM
RPIADJ.
RPICONF.
RPIADJ CONF.
RPIDIV. I ONLY
DIV. I NON-CONF.6- 17
1- 11290
3315- 5
0- 1236
109334
184301
291301
29131
3031
30

TOTALS

RPI 1-25

RPI 26-50

W-L RECORDS

RPI 51-100

RPI 101-999

RPI 201+

6- 17

0- 3

0- 0

OVERALL

0- 1

6- 13

6- 8

6- 1

0- 1

0- 0

HOME

0- 0

6- 0

6- 0

0- 14

0- 0

0- 0

AWAY

0- 0

0- 3

0- 3

0- 2

0- 1

0- 0

NEUTRAL

0- 0

0- 1

0- 1

1- 11

0- 3

0- 0

NON-CONFERENCE

0- 1

1- 7

1- 4

1- 1

0- 1

0- 0

HOME

0- 0

1- 0

1- 0

0- 8

0- 1

0- 0

AWAY

0- 1

0- 6

0- 3

0- 2

0- 1

0- 0

NEUTRAL

0- 0

0- 1

0- 1

5- 6

0- 0

0- 0

CONFERENCE

0- 0

5- 6

5- 4

5- 0

0- 0

0- 0

HOME

0- 0

5- 0

5- 0

0- 6

0- 0

0- 0

AWAY

0- 0

0- 6

0- 4

0- 0

0- 0

0- 0

NEUTRAL

0- 0

0- 0

0- 0

RPI 1-25

RPI 26-50

RPI 51-100

RPI 101+

Team's RPI: 301

RPI	S	Opponent	Score
7	A	Baylor	54 100
14	H	Maryland	49 113
19	N	Missouri	50 73

RPI	S	Opponent	Score
-----	---	----------	-------

RPI	S	Opponent	Score
53	A	West Virginia	43 101

RPI	S	Opponent	Score
117	A	Middle Tenn.	39 69
126	A	SFA	59 72
127	A	Bethune-Cookman	38 64
178	A	Charlotte	49 78
191	A	Hampton	35 67
219	A	Norfolk St.	57 71
221	A	N. C. A&T	63 64
252	N	Manhattan	56 74
273	H	Morgan St.	55 53
283	H	Mt. St. Mary's	68 54
292	A	VCU	47 62
302	A	Charleston So.	58 72
304	A	Old Dominion	67 75
305	H	UMES	69 63
321	A	South Carolina St.	65 67
321	H	South Carolina St.	56 39
334	A	N. C. Central	52 60
341	H	Savannah St.	66 57
343	H	Florida A&M	62 56

LAST 12 Division I GAMES:

321	A	South Carolina St.	65 67	221	A	N. C. A&T	63 64
127	A	Bethune-Cookman	38 64	334	A	N. C. Central	52 60
191	A	Hampton	35 67	343	H	Florida A&M	62 56
305	H	UMES	69 63	341	H	Savannah St.	66 57
321	H	South Carolina St.	56 39	219	A	Norfolk St.	57 71
273	H	Morgan St.	55 53	14	H	Maryland	49 113

Non-Div I Games:

Coppin St.

Loss,
 Non-Conf, S Site,
 H Home
A Away
 N Neutral

Average RPI Win:	252	WON-LOST	WINNING	LAST 10	STRENGTH OF	OPP. STRENGTH	TEAM	ADJ.	CONF.	ADJ CONF.
Average RPI Loss:	154	RECORD	PCT. RANK	GAMES	SCHEDULE	OF SCHEDULE	RPI	RPI	RPI	RPI
DIV. I ONLY	6- 14	280	4- 6	258	192	263	263	9	9	
DIV. I NON-CONF.	4- 9	249	2- 3	324	292	300	300	9	9	

TOTALS	RPI 1-25	RPI 26-50	W-L RECORDS	RPI 51-100	RPI 101-999	RPI 201+				
6- 14	0- 0	0- 1	OVERALL	0- 3	6- 10	4- 4				
2- 6	0- 0	0- 0	HOME	0- 0	2- 6	1- 3				
4- 8	0- 0	0- 1	AWAY	0- 3	4- 4	3- 1				
0- 0	0- 0	0- 0	NEUTRAL	0- 0	0- 0	0- 0				
4- 9	0- 0	0- 0	NON-CONFERENCE	0- 1	4- 8	4- 4				
1- 5	0- 0	0- 0	HOME	0- 0	1- 5	1- 3				
3- 4	0- 0	0- 0	AWAY	0- 1	3- 3	3- 1				
0- 0	0- 0	0- 0	NEUTRAL	0- 0	0- 0	0- 0				
2- 5	0- 0	0- 1	CONFERENCE	0- 2	2- 2	0- 0				
1- 1	0- 0	0- 0	HOME	0- 0	1- 1	0- 0				
1- 4	0- 0	0- 1	AWAY	0- 2	1- 1	0- 0				
0- 0	0- 0	0- 0	NEUTRAL	0- 0	0- 0	0- 0				

RPI	S	Opponent	Score	RPI	S	Opponent	Score	RPI	S	Opponent	Score	RPI	S	Opponent	Score
				36	A	Princeton	54 75	58	A	Drexel	39 61	116	A	Dartmouth	40 55
								73	A	Harvard	58 80	133	H	Brown	70 68
								80	A	Penn	48 68	146	A	Pittsburgh	39 51
												149	H	Binghamton	58 66
												157	H	Lehigh	57 62
												180	A	New Hampshire	45 48
												196	A	Columbia	57 47
												196	H	Columbia	54 72
												207	H	Stony Brook	48 40
												218	H	Oakland	77 79
												220	A	Loyola Maryland	63 78
												244	H	Lafayette	58 59
												278	H	Colgate	70 74
												285	A	Canisius	67 59
												346	A	NJIT	61 46
												347	A	UMass Lowell	71 53
LAST 12 Division I GAMES:															
133	H	Brown	70 68	80	A	Penn	48 68	346	A	NJIT	61 46	180	A	New Hampshire	45 48
73	A	Harvard	58 80	346	A	UMass Lowell	71 53	58	A	Drexel	39 61	58	H	Binghamton	58 66
116	A	Dartmouth	40 55	180	A	Drexel	39 61	149	H	Binghamton	58 66				
196	H	Columbia	54 72	149	H	Binghamton	58 66								
196	A	Columbia	57 47												
36	A	Princeton	54 75												

Non-Div I Games:

Cornell

Average RPI	Win:	211	WON-LOST	WINNING	LAST 10	STRENGTH OF	OPP. STRENGTH	TEAM	ADJ.	CONF.	ADJ CONF.
Average RPI	Loss:	94	RECORD	PCT. RANK	GAMES	SCHEDULE	OF SCHEDULE	RPI	RPI	RPI	RPI
DIV. I ONLY		12- 8	115	5- 5	134	149	116	116	9	9	
DIV. I NON-CONF.		8- 5	111	2- 3	202	197	119	119	9	9	

TOTALS	RPI 1-25		RPI 26-50		W-L RECORDS	RPI 51-100		RPI 101-999		RPI 201+	
12- 8	0- 1		0- 0		OVERALL	1- 4		11- 3		5- 0	
9- 2	0- 0		0- 0		HOME	1- 1		8- 1		4- 0	
3- 6	0- 1		0- 0		AWAY	0- 3		3- 2		1- 0	
0- 0	0- 0		0- 0		NEUTRAL	0- 0		0- 0		0- 0	
8- 5	0- 1		0- 0		NON-CONFERENCE	0- 2		8- 2		4- 0	
5- 1	0- 0		0- 0		HOME	0- 1		5- 0		3- 0	
3- 4	0- 1		0- 0		AWAY	0- 1		3- 2		1- 0	
0- 0	0- 0		0- 0		NEUTRAL	0- 0		0- 0		0- 0	
4- 3	0- 0		0- 0		CONFERENCE	1- 2		3- 1		1- 0	
4- 1	0- 0		0- 0		HOME	1- 0		3- 1		1- 0	
0- 2	0- 0		0- 0		AWAY	0- 2		0- 0		0- 0	
0- 0	0- 0		0- 0		NEUTRAL	0- 0		0- 0		0- 0	

RPI 1-25				RPI 26-50				RPI 51-100				RPI 101+				Team's RPI: 116
RPI	S	Opponent	Score	RPI	S	Opponent	Score	RPI	S	Opponent	Score	RPI	S	Opponent	Score	
5	A	Ohio St.	70 103					68	H	Maine	51 64	118	H	Yale	39 57	
								73	A	Harvard	65 76	133	H	Brown	78 73	
								73	H	Harvard	63 56	138	A	Colorado	81 75	
								80	A	Penn	47 65	149	A	Binghamton	64 80	
								81	A	Albany (NY)	61 76	166	A	Marist	60 51	
												175	A	Army West Point	56 71	
												180	H	New Hampshire	57 49	
												196	H	Columbia	88 65	
												199	H	Boston College	68 57	
												236	A	Holy Cross	76 74	
												263	H	Cornell	55 40	
												272	H	Vermont	66 56	
												331	H	Rhode Island	70 54	
												346	H	NJIT	81 50	

LAST 12 Division I GAMES:																
80	A	Penn	47 65	73	H	Harvard	63 56									
196	H	Columbia	88 65	149	A	Binghamton	64 80									
263	H	Cornell	55 40	81	A	Albany (NY)	61 76									
118	H	Yale	39 57	236	A	Holy Cross	76 74									
133	H	Brown	78 73	5	A	Ohio St.	70 103									
73	A	Harvard	65 76	138	A	Colorado	81 75									

Non-Div I Games:

Dartmouth

Average RPI Win:	257	WON-LOST	WINNING	LAST 10	STRENGTH OF	OPP. STRENGTH	TEAM	ADJ.	CONF.	ADJ CONF.
Average RPI Loss:	89	RECORD	PCT. RANK	GAMES	SCHEDULE	OF SCHEDULE	RPI	RPI	RPI	RPI
DIV. I ONLY	10- 14	220	5- 5	98	154	156	156	12	12	
DIV. I NON-CONF.	5- 8	220	0- 1	72	171	140	140	10	10	

TOTALS	RPI 1-25	RPI 26-50	W-L RECORDS	RPI 51-100	RPI 101-999	RPI 201+				
10- 14	0- 1	0- 3	OVERALL	0- 6	10- 4	8- 1				
4- 6	0- 0	0- 2	HOME	0- 3	4- 1	3- 1				
6- 8	0- 1	0- 1	AWAY	0- 3	6- 3	5- 0				
0- 0	0- 0	0- 0	NEUTRAL	0- 0	0- 0	0- 0				
5- 8	0- 1	0- 2	NON-CONFERENCE	0- 2	5- 3	3- 1				
2- 3	0- 0	0- 1	HOME	0- 1	2- 1	1- 1				
3- 5	0- 1	0- 1	AWAY	0- 1	3- 2	2- 0				
0- 0	0- 0	0- 0	NEUTRAL	0- 0	0- 0	0- 0				
5- 6	0- 0	0- 1	CONFERENCE	0- 4	5- 1	5- 0				
2- 3	0- 0	0- 1	HOME	0- 2	2- 0	2- 0				
3- 3	0- 0	0- 0	AWAY	0- 2	3- 1	3- 0				
0- 0	0- 0	0- 0	NEUTRAL	0- 0	0- 0	0- 0				

RPI	S	Opponent	Score	RPI	S	Opponent	Score	RPI	S	Opponent	Score	RPI	S	Opponent	Score	Team's RPI: 156
21	A	NC State	49 73	36	H	Princeton	57 63	55	H	Duquesne	54 79	111	A	George Mason	61 74	
				47	H	Dayton	68 85	56	A	Mercer	54 69	140	A	William & Mary	55 73	
				49	A	UCF	54 62	57	H	El on	58 75	160	A	High Point	82 74	
								74	A	Fordham	58 66	178	H	Charlotte	68 66	
								93	H	George Washi ngton	48 53	185	A	Furman	62 65	
								99	A	Sai nt Loui s	72 88	211	A	Richmond	68 65	
												217	H	Gardner-Webb	65 70	
												243	A	St. Bonaventure	75 68	
												247	H	UNC Asheville	58 50	
												268	A	Appal achian St.	59 57	
												288	H	Massachusetts	87 81	
												310	A	Western Caro.	70 57	
												331	A	Rhode Island	79 67	
												331	H	Rhode Island	77 67	
LAST 12 Division I GAMES:																
				99	A	Saint Louis	72 88	211	A	Richmond	68 65					
				331	A	Rhode Island	79 67	74	A	Fordham	58 66					
				47	H	Dayton	68 85	331	H	Rhode Isl and	77 67					
				288	H	Massachusetts	87 81	55	H	Duquesne	54 79					
				243	A	St. Bonaventure	75 68	111	A	George Mason	61 74					
				93	H	George Washi ngton	48 53	49	A	UCF	54 62					

Non-Div I Games:

Davidson

Average RPI Win: 183

Average RPI Loss: 42

WON-LOST
RECORDWINNING
PCT. RANKLAST 10
GAMESSTRENGTH OF
SCHEDULEOPP. STRENGTH
OF SCHEDULETEAM
RPIADJ.
RPICONF.
RPIADJ CONF.
RPIDIV. I ONLY
DIV. I NON-CONF.19- 4
7- 419
10210- 0
0- 0128
61114
7547
6747
6712
1012
10

TOTALS

RPI 1-25

RPI 26-50

W-L RECORDS

RPI 51-100

RPI 101-999

RPI 201+

19- 4

0- 1

1- 1

OVERALL

7- 2

11- 0

9- 0

10- 1

0- 1

1- 0

HOME

4- 0

5- 0

5- 0

6- 2

0- 0

0- 0

AWAY

1- 2

5- 0

3- 0

3- 1

0- 0

0- 1

NEUTRAL

2- 0

1- 0

1- 0

7- 4

0- 1

1- 1

NON-CONFERENCE

3- 2

3- 0

3- 0

4- 1

0- 1

1- 0

HOME

1- 0

2- 0

2- 0

0- 2

0- 0

0- 0

AWAY

0- 2

0- 0

0- 0

3- 1

0- 0

0- 1

NEUTRAL

2- 0

1- 0

1- 0

12- 0

0- 0

0- 0

CONFERENCE

4- 0

8- 0

6- 0

6- 0

0- 0

0- 0

HOME

3- 0

3- 0

3- 0

6- 0

0- 0

0- 0

AWAY

1- 0

5- 0

3- 0

0- 0

0- 0

0- 0

NEUTRAL

0- 0

0- 0

0- 0

RPI 1-25

RPI 26-50

Team's RPI: 47

RPI 51-100

RPI 101+

RPI	S	Opponent	Score
13	H	Green Bay	64 75

RPI	S	Opponent	Score
28	N	South Fla.	87 93
30	H	Virginia	61 46

RPI	S	Opponent	Score
55	H	Duquesne	79 70
61	A	Quinnipiac	66 72
64	A	Toledo	50 68
73	N	Harvard	72 66
74	A	Fordham	63 62
75	H	James Madison	82 54
93	H	George Washington	66 55
95	N	Tulane	71 65
99	H	Saint Louis	101 76

RPI	S	Opponent	Score
156	A	Davidson	85 68
188	A	Saint Joseph's	65 59
211	A	Richmond	66 59
225	A	La Salle	76 47
243	H	St. Bonaventure	80 59
273	H	Morgan St.	88 52
288	A	Massachusetts	78 49
292	H	VCU	74 64
331	H	Rhode Island	116 58
337	H	Ark.-Pine Bluff	81 43
342	N	Mississippi Val.	65 46

LAST 12 Division I GAMES:

288	A	Massachusetts	78 49
292	H	VCU	74 64
55	H	Duquesne	79 70
156	A	Davidson	85 68
211	A	Richmond	66 59
93	H	George Washington	66 55

74	A	Fordham	63 62
99	H	Saint Louis	101 76
243	H	St. Bonaventure	80 59
188	A	Saint Joseph's	65 59
331	H	Rhode Island	116 58
225	A	La Salle	76 47

Non-Div I Games:

Dayton

■ Loss,
 ■ Non-Conf,
 S Site,
 ■ Home
 ■ Away
 N Neutral

Average RPI Win: 127

Average RPI Loss: 22

WON-LOST
RECORDWINNING
PCT. RANKLAST 10
GAMESSTRENGTH OF
SCHEDULEOPP. STRENGTH
OF SCHEDULETEAM
RPIADJ.
RPICONF.
RPIADJ CONF.
RPIDIV. I ONLY
DIV. I NON-CONF.19- 6
8- 442
879- 1
0- 033
308
324
4424
446
66
6

TOTALS

RPI 1-25

RPI 26-50

W-L RECORDS

RPI 51-100

RPI 101-999

RPI 201+

19- 6

0- 3

5- 3

OVERALL

3- 0

11- 0

3- 0

12- 2

0- 1

3- 1

HOME

3- 0

6- 0

3- 0

5- 3

0- 2

1- 1

AWAY

0- 0

4- 0

0- 0

2- 1

0- 0

1- 1

NEUTRAL

0- 0

1- 0

0- 0

8- 4

0- 2

2- 2

NON-CONFERENCE

2- 0

4- 0

2- 0

5- 2

0- 1

1- 1

HOME

2- 0

2- 0

2- 0

1- 1

0- 1

0- 0

AWAY

0- 0

1- 0

0- 0

2- 1

0- 0

1- 1

NEUTRAL

0- 0

1- 0

0- 0

11- 2

0- 1

3- 1

CONFERENCE

1- 0

7- 0

1- 0

7- 0

0- 0

2- 0

HOME

1- 0

4- 0

1- 0

4- 2

0- 1

1- 1

AWAY

0- 0

3- 0

0- 0

0- 0

0- 0

0- 0

NEUTRAL

0- 0

0- 0

0- 0

RPI 1-25

Team's RPI: 24

RPI 26-50

RPI 51-100

RPI 101+

RPI	S	Opponent	Score
1	H	UConn	69 103
2	A	Notre Dame	82 91
25	A	Villanova	58 84

RPI	S	Opponent	Score
29	H	Oklahoma	111 108
31	A	Marquette	81 93
31	H	Marquette	95 83
32	H	Northern Colo.	88 94
38	N	FGCU	84 89
39	A	Creighton	82 54
39	H	Creighton	77 67
41	N	Gonzaga	88 71

RPI	S	Opponent	Score
60	H	St. John's (NY)	76 67
76	H	IUPUI	85 71
99	H	Saint Louis	86 78

RPI	S	Opponent	Score
101	A	Butler	86 68
101	H	Butler	87 65
105	H	Seton Hall	89 66
120	A	Georgetown	78 62
177	N	Memphis	81 67
183	A	Northwestern	92 63
190	A	Providence	71 48
190	H	Providence	81 47
214	H	Xavier	79 48
295	H	Loyola Chicago	88 47
329	H	Delaware St.	110 71

LAST 12 Division I GAMES:

101	A	Butler	86 68
190	H	Providence	81 47
39	H	Creighton	77 67
31	H	Marquette	95 83
120	A	Georgetown	78 62
25	A	Villanova	58 84

101	H	Butler	87 65
214	H	Xavier	79 48
39	A	Creighton	82 54
190	A	Providence	71 48
31	A	Marquette	81 93
60	H	St. John's (NY)	76 67

Non-Div I Games:

DePaul

Delaware

Delaware				Through Games Of Feb. 9, 2018							
Average RPI	Win:	218	WON-LOST	WINNING	LAST 10	STRENGTH OF	OPP. STRENGTH	TEAM	ADJ.	CONF.	ADJ CONF.
Average RPI	Loss:	125	RECORD	PCT. RANK	GAMES	SCHEDULE	OF SCHEDULE	RPI	RPI	RPI	RPI
DIV. I ONLY		14- 8	99	7- 3	202	184	119	119	10	10	
DIV. I NON-CONF.		7- 4	102	1- 0	260	235	143	143	12	12	

TOTALS		RPI 1-25	RPI 26-50		W-L RECORDS		RPI 51-100	RPI 101-999	RPI 201+		
14- 8		0- 1	0- 1		OVERALL		2- 2	12- 4	9- 2		
7- 2		0- 0	0- 0		HOME		2- 0	5- 2	4- 1		
6- 5		0- 1	0- 1		AWAY		0- 2	6- 1	4- 0		
1- 1		0- 0	0- 0		NEUTRAL		0- 0	1- 1	1- 1		
7- 4		0- 1	0- 1		NON-CONFERENCE		1- 0	6- 2	4- 2		
3- 1		0- 0	0- 0		HOME		1- 0	2- 1	2- 1		
3- 2		0- 1	0- 1		AWAY		0- 0	3- 0	1- 0		
1- 1		0- 0	0- 0		NEUTRAL		0- 0	1- 1	1- 1		
7- 4		0- 0	0- 0		CONFERENCE		1- 2	6- 2	5- 0		
4- 1		0- 0	0- 0		HOME		1- 0	3- 1	2- 0		
3- 3		0- 0	0- 0		AWAY		0- 2	3- 1	3- 0		
0- 0		0- 0	0- 0		NEUTRAL		0- 0	0- 0	0- 0		

RPI 1-25				RPI 26-50				RPI 51-100				RPI 101+ Team's RPI: 119			
RPI	S	Opponent	Score	RPI	S	Opponent	Score	RPI	S	Opponent	Score	RPI	S	Opponent	Score
23	A	Buffalo	73 87	36	A	Princeton	60 78	57	A	Elon	51 64	135	A	Northeastern	59 73
								57	H	Elon	80 66	135	H	Northeastern	53 64
								58	A	Drexel	53 74	140	H	William & Mary	68 59
								65	H	American	72 56	158	A	Hartford	72 63
												175	A	Army West Point	70 59
												208	H	Boston U.	79 85
												220	H	Loyola Maryland	71 38
												240	A	Hofstra	58 51
												243	A	St. Bonaventure	53 52
												257	A	Col. of Charleston	68 59
												259	H	Towson	51 49
												282	A	UNCW	82 49
												282	H	UNCW	80 62
												329	H	Delaware St.	84 49
												344	N	Eastern Ill.	66 37
												345	N	Saint Peter's	87 90

LAST 12 Division I GAMES:															
140	H	William & Mary	68 59	259	H	Towson	51 49	240	A	Hofstra	58 51				
135	A	Northeastern	59 73	257	A	Col. of Charleston	68 59	57	H	Elon	80 66				
282	H	UNCW	80 62	58	A	Drexel	53 74	58	A	Drexel	53 74				
135	H	Northeastern	53 64	220	H	Loyola Maryland	71 38								
57	A	Elon	51 64												
282	A	UNCW	82 49												

Non-Div I Games:

Delaware

Average RPI Win:	321	WON-LOST	WINNING	LAST 10	STRENGTH OF	OPP. STRENGTH	TEAM	ADJ.	CONF.	ADJ CONF.
Average RPI Loss:	177	RECORD	PCT. RANK	GAMES	SCHEDULE	OF SCHEDULE	RPI	RPI	RPI	RPI
DIV. I ONLY	4- 19	317	3- 7	268	291	329	329	31	31	
DIV. I NON-CONF.	1- 12	335	0- 2	150	114	305	305	30	30	

TOTALS	RPI 1-25	RPI 26-50	W-L RECORDS	RPI 51-100	RPI 101-999	RPI 201+				
4- 19	0- 1	0- 1	OVERALL	0- 1	4- 16	4- 6				
3- 6	0- 0	0- 0	HOME	0- 1	3- 5	3- 3				
1- 11	0- 0	0- 0	AWAY	0- 0	1- 5	1- 2				
0- 2	0- 0	0- 0	NEUTRAL	0- 0	0- 2	0- 0				
1- 12	0- 1	0- 1	NON-CONFERENCE	0- 1	1- 9	1- 1				
1- 3	0- 0	0- 0	HOME	0- 1	1- 2	1- 1				
0- 7	0- 1	0- 1	AWAY	0- 0	0- 5	0- 0				
0- 2	0- 0	0- 0	NEUTRAL	0- 0	0- 2	0- 0				
3- 7	0- 0	0- 0	CONFERENCE	0- 0	3- 7	3- 5				
2- 3	0- 0	0- 0	HOME	0- 0	2- 3	2- 2				
1- 4	0- 0	0- 0	AWAY	0- 0	1- 4	1- 3				
0- 0	0- 0	0- 0	NEUTRAL	0- 0	0- 0	0- 0				

RPI 1-25				RPI 26-50				RPI 51-100				RPI 101+ Team's RPI: 329			
RPI	S	Opponent	Score	RPI	S	Opponent	Score	RPI	S	Opponent	Score	RPI	S	Opponent	Score
24	A	DePaul	71 110	34	A	Michigan	36 105	58	H	Drexel	52 73	119	A	Delaware	49 84
												122	N	Ole Miss	58 110
												127	H	Bethune-Cookman	60 68
												151	A	Kansas	49 81
												153	H	Robert Morris	42 65
												169	N	Stetson	43 58
												170	A	Florida	51 85
												179	A	Temple	72 96
												191	A	Hampton	62 66
												193	A	Fla. Atlantic	67 90
												221	A	N. C. A&T	55 75
												221	H	N. C. A&T	48 66
												225	H	La Salle	48 71
												273	A	Morgan St.	62 54
												321	H	South Carolina St.	58 44
												334	A	N. C. Central	60 76
												334	H	N. C. Central	67 74
												341	H	Savannah St.	93 79
												343	A	Florida A&M	54 59
												349	H	Longwood	60 56

LAST 12 Division I GAMES:															
334	A	N. C. Central	60 76	191	A	Hampton	62 66								
221	A	N. C. A&T	55 75	221	H	N. C. A&T	48 66								
341	H	Savannah St.	93 79	321	H	South Carolina St.	58 44								
273	A	Morgan St.	62 54	334	H	N. C. Central	67 74								
127	H	Bethune-Cookman	60 68	169	N	Stetson	43 58								
343	A	Florida A&M	54 59	193	A	Fla. Atlantic	67 90								

Non-Div I Games:

Delaware St.

D
e
n
v
e
rD
e
n
v
e
r

Denver

Page 68

Average RPI Win:	313	WON-LOST	WINNING	LAST 10	STRENGTH OF	OPP. STRENGTH	TEAM	ADJ.	CONF.	ADJ CONF.
Average RPI Loss:	135	RECORD	PCT. RANK	GAMES	SCHEDULE	OF SCHEDULE	RPI	RPI	RPI	RPI
DIV. I ONLY	1- 22	346	1- 9	123	120	307	307	11	11	
DIV. I NON-CONF.	0- 11	337	0- 0	195	47	334	334	13	13	

TOTALS	RPI 1-25	RPI 26-50	W-L RECORDS	RPI 51-100	RPI 101-999	RPI 201+				
1- 22	0- 1	0- 1	OVERALL	0- 6	1- 14	1- 4				
0- 11	0- 1	0- 1	HOME	0- 3	0- 6	0- 1				
1- 9	0- 0	0- 0	AWAY	0- 3	1- 6	1- 2				
0- 2	0- 0	0- 0	NEUTRAL	0- 0	0- 2	0- 1				
0- 11	0- 0	0- 1	NON-CONFERENCE	0- 3	0- 7	0- 2				
0- 5	0- 0	0- 1	HOME	0- 2	0- 2	0- 0				
0- 4	0- 0	0- 0	AWAY	0- 1	0- 3	0- 1				
0- 2	0- 0	0- 0	NEUTRAL	0- 0	0- 2	0- 1				
1- 11	0- 1	0- 0	CONFERENCE	0- 3	1- 7	1- 2				
0- 6	0- 1	0- 0	HOME	0- 1	0- 4	0- 1				
1- 5	0- 0	0- 0	AWAY	0- 2	1- 3	1- 1				
0- 0	0- 0	0- 0	NEUTRAL	0- 0	0- 0	0- 0				

RPI 1-25				RPI 26-50				RPI 51-100				RPI 101+ Team's RPI: 307			
RPI	S	Opponent	Score	RPI	S	Opponent	Score	RPI	S	Opponent	Score	RPI	S	Opponent	Score
13	H	Green Bay	27 85	34	H	Michigan	50 86	62	H	Michigan St.	60 97	107	A	Western Mich.	62 74
								64	H	Toledo	64 81	113	H	Milwaukee	61 70
								76	A	IUPUI	62 90	130	A	Cleveland St.	50 75
								88	A	Miami (OH)	64 91	130	H	Cleveland St.	76 90
								98	A	Wright St.	55 85	134	A	Kent St.	74 82
								98	H	Wright St.	60 88	139	N	Clemson	44 72
												194	H	Bowling Green	81 85
												195	H	Eastern Mich.	76 78
												200	A	Youngstown St.	59 76
												200	H	Youngstown St.	52 72
												205	A	Illinois	65 73
												218	A	Oakland	50 83
												232	H	Northern Ky.	67 78
												241	N	North Texas	57 63
												313	A	Ill.-Chicago	61 58
LAST 12 Division I GAMES:															
				98	A	Wright St.	55 85	313	A	Ill.-Chicago	61 58				
				200	H	Youngstown St.	52 72	76	A	IUPUI	62 90				
				130	H	Cleveland St.	76 90	98	H	Wright St.	60 88				
				218	A	Oakland	50 83	232	H	Northern Ky.	67 78				
				113	H	Milwaukee	61 70	130	A	Cleveland St.	50 75				
				13	H	Green Bay	27 85	200	A	Youngstown St.	59 76				

Non-Div I Games:

Detroit Mercy

Average RPI Win:	213	WON-LOST	WINNING	LAST 10	STRENGTH OF	OPP. STRENGTH	TEAM	ADJ.	CONF.	ADJ CONF.
Average RPI Loss:	51	RECORD	PCT. RANK	GAMES	SCHEDULE	OF SCHEDULE	RPI	RPI	RPI	RPI
DIV. I ONLY	16- 7	66	10- 0	130	144	90	90	24	24	
DIV. I NON-CONF.	4- 7	226	0- 0	15	25	133	133	22	22	

TOTALS	RPI 1-25	RPI 26-50	W-L RECORDS	RPI 51-100	RPI 101-999	RPI 201+				
16- 7	0- 2	0- 2	OVERALL	1- 2	15- 1	8- 0				
10- 3	0- 0	0- 2	HOME	1- 1	9- 0	4- 0				
5- 3	0- 2	0- 0	AWAY	0- 1	5- 0	3- 0				
1- 1	0- 0	0- 0	NEUTRAL	0- 0	1- 1	1- 0				
4- 7	0- 2	0- 2	NON-CONFERENCE	1- 2	3- 1	1- 0				
3- 3	0- 0	0- 2	HOME	1- 1	2- 0	0- 0				
0- 3	0- 2	0- 0	AWAY	0- 1	0- 0	0- 0				
1- 1	0- 0	0- 0	NEUTRAL	0- 0	1- 1	1- 0				
12- 0	0- 0	0- 0	CONFERENCE	0- 0	12- 0	7- 0				
7- 0	0- 0	0- 0	HOME	0- 0	7- 0	4- 0				
5- 0	0- 0	0- 0	AWAY	0- 0	5- 0	3- 0				
0- 0	0- 0	0- 0	NEUTRAL	0- 0	0- 0	0- 0				

RPI 1-25				RPI 26-50				RPI 51-100 Team's RPI: 90				RPI 101+			
RPI	S	Opponent	Score	RPI	S	Opponent	Score	RPI	S	Opponent	Score	RPI	S	Opponent	Score
10	A	Oregon	77 110	39	H	Creighton	100 108	59	H	Nebraska	84 89	111	N	George Mason	75 87
20	A	Iowa	66 79	40	H	South Dakota St.	78 85	77	A	Wyomi ng	61 75	113	H	Mi l waukee	77 73
								96	H	Li berty	96 68	114	A	Mi ssouri St.	80 68
												114	H	Mi ssouri St.	84 65
												115	H	Iowa St.	83 80
												143	H	UNI	81 64
												164	A	Southern Ill.	75 64
												164	H	Southern Ill.	84 73
												249	A	Bradley	84 75
												253	A	Illinoi s St.	65 58
												265	H	Indi ana St.	85 64
												290	H	Val parai so	86 50
												295	H	Loyol a Chi cago	72 46
												342	N	Mi ssi ssi ppi Val .	96 60
												348	A	Evansvi lle	101 50
												348	H	Evansvi lle	107 66

LAST 12 Division I GAMES:															
348	A	Evansville	101 50	348	H	Evansville	107 66	265	H	Indiana St.	85 64	164	A	Southern Ill.	75 64
114	H	Missouri St.	84 65	265	H	Indiana St.	85 64	114	A	Missouri St.	80 68	295	H	Loyol a Chi cago	72 46
164	H	Southern Ill.	84 73	164	A	Southern Ill.	75 64	290	H	Val parai so	86 50	348	H	Evansville	107 66
249	A	Bradley	84 75	249	A	Bradley	84 75	253	A	Illinoi s St.	65 58				
253	A	Illinoi s St.	65 58	253	A	Illinoi s St.	65 58	265	H	Indiana St.	85 64				
143	H	UNI	81 64	143	H	UNI	81 64	290	H	Val parai so	86 50				

Non-Div I Games: Iowa Wesleyan 102 25

Drake

Average RPI Win:	199	WON-LOST	WINNING	LAST 10	STRENGTH OF	OPP. STRENGTH	TEAM	ADJ.	CONF.	ADJ CONF.
Average RPI Loss:	59	RECORD	PCT. RANK	GAMES	SCHEDULE	OF SCHEDULE	RPI	RPI	RPI	RPI
DIV. I ONLY	18- 6	48	8- 2	129	129	58	58	10	10	
DIV. I NON-CONF.	8- 4	87	0- 0	192	90	89	89	12	12	

TOTALS	RPI 1-25	RPI 26-50	W-L RECORDS	RPI 51-100	RPI 101-999	RPI 201+				
18- 6	0- 0	0- 1	OVERALL	1- 5	17- 0	10- 0				
10- 0	0- 0	0- 0	HOME	1- 0	9- 0	6- 0				
7- 4	0- 0	0- 1	AWAY	0- 3	7- 0	4- 0				
1- 2	0- 0	0- 0	NEUTRAL	0- 2	1- 0	0- 0				
8- 4	0- 0	0- 1	NON-CONFERENCE	0- 3	8- 0	5- 0				
4- 0	0- 0	0- 0	HOME	0- 0	4- 0	3- 0				
3- 2	0- 0	0- 1	AWAY	0- 1	3- 0	2- 0				
1- 2	0- 0	0- 0	NEUTRAL	0- 2	1- 0	0- 0				
10- 2	0- 0	0- 0	CONFERENCE	1- 2	9- 0	5- 0				
6- 0	0- 0	0- 0	HOME	1- 0	5- 0	3- 0				
4- 2	0- 0	0- 0	AWAY	0- 2	4- 0	2- 0				
0- 0	0- 0	0- 0	NEUTRAL	0- 0	0- 0	0- 0				

RPI S Opponent	Score	RPI S Opponent	Score	RPI S Opponent	Score	RPI S Opponent	Score
RPI 1-25		RPI 26-50		RPI 51-100	Team's RPI: 58	RPI 101+	
37 A Syracuse	62 72	53 N West Virginia	42 75	101 N Butler	76 62		
		54 N Virginia Tech	67 79	119 H Delaware	74 53		
		57 A El on	58 70	132 H Bucknel l	63 54		
		57 H El on	58 56	135 A Northeastern	69 58		
		75 A James Madi son	48 56	135 H Northeastern	58 50		
		78 A Penn St.	70 84	140 A William & Mary	65 58		
				188 A Saint Joseph's	65 58		
				225 H La Salle	79 54		
				237 A Ni agara	66 65		
				240 A Hofstra	58 47		
				240 H Hofstra	47 38		
				244 H Lafayette	52 37		
				257 A Col. of Charl eston	80 53		
				259 H Towson	78 53		
				263 H Cornel l	61 39		
				282 H UNCW	68 42		
				329 A Delaware St.	73 52		
LAST 12 Division I GAMES:							
57 A El on	58 70	135 A Northeastern	69 58				
257 A Col. of Charl eston	80 53	282 H UNCW	68 42				
259 H Towson	78 53	75 A James Madi son	48 56				
135 H Northeastern	58 50	140 A William & Mary	65 58				
57 H El on	58 56	240 H Hofstra	47 38				
240 A Hofstra	58 47	119 H Delaware	74 53				

Non-Div I Games:

Drexel

Average RPI Win:	136	WON-LOST	WINNING	LAST 10	STRENGTH OF	OPP. STRENGTH	TEAM	ADJ.	CONF.	ADJ CONF.
Average RPI Loss:	32	RECORD	PCT. RANK	GAMES	SCHEDULE	OF SCHEDULE	RPI	RPI	RPI	RPI
DIV. I ONLY	19- 6	42	8- 2	26	27	16	16	1	1	
DIV. I NON-CONF.	11- 2	22	0- 0	74	103	19	19	1	1	

TOTALS	RPI 1-25	RPI 26-50	W-L RECORDS	RPI 51-100	RPI 101-999	RPI 201+				
19- 6	2- 4	2- 1	OVERALL	5- 1	10- 0	5- 0				
14- 1	2- 1	2- 0	HOME	4- 0	6- 0	3- 0				
5- 5	0- 3	0- 1	AWAY	1- 1	4- 0	2- 0				
0- 0	0- 0	0- 0	NEUTRAL	0- 0	0- 0	0- 0				
11- 2	1- 2	1- 0	NON-CONFERENCE	3- 0	6- 0	5- 0				
9- 0	1- 0	1- 0	HOME	3- 0	4- 0	3- 0				
2- 2	0- 2	0- 0	AWAY	0- 0	2- 0	2- 0				
0- 0	0- 0	0- 0	NEUTRAL	0- 0	0- 0	0- 0				
8- 4	1- 2	1- 1	CONFERENCE	2- 1	4- 0	0- 0				
5- 1	1- 1	1- 0	HOME	1- 0	2- 0	0- 0				
3- 3	0- 1	0- 1	AWAY	1- 1	2- 0	0- 0				
0- 0	0- 0	0- 0	NEUTRAL	0- 0	0- 0	0- 0				

RPI 1-25				Team's RPI: 16				RPI 26-50				RPI 51-100				RPI 101+			
RPI	S	Opponent	Score	RPI	S	Opponent	Score	RPI	S	Opponent	Score	RPI	S	Opponent	Score	RPI	S	Opponent	Score
2	H	Notre Dame	54 72	30	H	Virginia	55 48	54	A	Virginia Tech	86 75	104	A	Wake Forest	80 67				
4	A	Louisville	60 66	43	A	Miami (FL)	48 51	67	H	Georgia Tech	77 59	104	H	Wake Forest	59 51				
5	H	Ohio St.	69 60	50	H	Oregon St.	72 65	68	H	Maine	69 39	146	A	Pittsburgh	58 46				
17	A	South Carolina	52 72					77	H	Wyoming	63 40	160	H	High Point	77 50				
21	H	NC State	69 56					96	H	Liberty	68 51	199	H	Boston College	75 50				
25	A	Villanova	55 64					100	A	North Carolina	86 92	234	H	UNCG	85 54				
												254	H	Presbyterian	79 45				
												271	A	Grand Canyon	74 61				
												304	A	Old Dominion	84 51				
												340	H	Winthrop	101 30				
LAST 12 Division I GAMES:																			
104	H	Wake Forest	59 51	54	A	Virginia Tech	86 75												
2	H	Notre Dame	54 72	30	H	Virginia	55 48												
67	H	Georgia Tech	77 59	104	A	Wake Forest	80 67												
146	A	Pittsburgh	58 46	21	H	NC State	69 56												
199	H	Boston College	75 50	4	A	Louisville	60 66												
100	A	North Carolina	86 92	43	A	Miami (FL)	48 51												

Non-Div I Games:

Duke

Average RPI Win:	196	WON-LOST	WINNING	LAST 10	STRENGTH OF	OPP. STRENGTH	TEAM	ADJ.	CONF.	ADJ CONF.
Average RPI Loss:	92	RECORD	PCT. RANK	GAMES	SCHEDULE	OF SCHEDULE	RPI	RPI	RPI	RPI
DIV. I ONLY	20- 4	14	9- 1	209	97	55	55	12	12	
DIV. I NON-CONF.	10- 3	51	0- 1	193	39	58	58	10	10	

TOTALS	RPI 1-25	RPI 26-50	W-L RECORDS	RPI 51-100	RPI 101-999	RPI 201+				
20- 4	0- 1	2- 1	OVERALL	2- 0	16- 2	11- 0				
11- 0	0- 0	1- 0	HOME	1- 0	9- 0	7- 0				
8- 3	0- 0	1- 1	AWAY	1- 0	6- 2	3- 0				
1- 1	0- 1	0- 0	NEUTRAL	0- 0	1- 0	1- 0				
10- 3	0- 1	2- 0	NON-CONFERENCE	1- 0	7- 2	5- 0				
6- 0	0- 0	1- 0	HOME	1- 0	4- 0	3- 0				
3- 2	0- 0	1- 0	AWAY	0- 0	2- 2	1- 0				
1- 1	0- 1	0- 0	NEUTRAL	0- 0	1- 0	1- 0				
10- 1	0- 0	0- 1	CONFERENCE	1- 0	9- 0	6- 0				
5- 0	0- 0	0- 0	HOME	0- 0	5- 0	4- 0				
5- 1	0- 0	0- 1	AWAY	1- 0	4- 0	2- 0				
0- 0	0- 0	0- 0	NEUTRAL	0- 0	0- 0	0- 0				

RPI 1-25				RPI 26-50				RPI 51-100 Team's RPI: 55				RPI 101+			
RPI	S	Opponent	Score	RPI	S	Opponent	Score	RPI	S	Opponent	Score	RPI	S	Opponent	Score
1	N	UConn	52 104	26	H	Central Mich.	64 61	64	H	Toledo	73 54	111	H	George Mason	71 64
				30	A	Virginia	74 63	93	A	George Washington	54 53	131	H	Saint Francis (PA)	87 68
				47	A	Dayton	70 79					141	A	ETSU	77 81
												146	A	Pittsburgh	66 53
												156	A	Davison	79 54
												178	A	Charlotte	72 75
												188	A	Saint Joseph's	61 42
												211	A	Richmond	78 70
												221	N	N. C. A&T	73 60
												223	H	Akron	66 60
												225	H	La Salle	78 50
												243	H	St. Bonaventure	73 59
												288	H	Massachusetts	60 57
												292	A	VCU	70 51
												292	H	VCU	80 71
												294	H	Central Conn. St.	83 58
												338	H	Iona	80 59
												340	A	Winthrop	81 54

LAST 12 Division I GAMES:															
				292	H	VCU	80 71	225	H	La Salle	78 50				
				211	A	Richmond	78 70	93	A	George Washington	54 53				
				47	A	Dayton	70 79	292	A	VCU	70 51				
				243	H	St. Bonaventure	73 59	156	A	Davison	79 54				
				188	A	Saint Joseph's	61 42	288	H	Massachusetts	60 57				
				111	H	George Mason	71 64	1	N	UConn	52 104				

Non-Div I Games:

Duquesne

Average RPI Win:	230	WON-LOST	WINNING	LAST 10	STRENGTH OF	OPP. STRENGTH	TEAM	ADJ.	CONF.	ADJ CONF.
Average RPI Loss:	86	RECORD	PCT. RANK	GAMES	SCHEDULE	OF SCHEDULE	RPI	RPI	RPI	RPI
DIV. I ONLY	13- 10	133	7- 2	195	95	141	141	17	17	
DIV. I NON-CONF.	6- 8	209	0- 2	140	34	158	158	16	16	

TOTALS	RPI 1-25	RPI 26-50	W-L RECORDS	RPI 51-100	RPI 101-999	RPI 201+				
13- 10	0- 3	0- 0	OVERALL	2- 4	11- 3	8- 2				
7- 3	0- 0	0- 0	HOME	2- 2	5- 1	3- 1				
6- 4	0- 2	0- 0	AWAY	0- 1	6- 1	5- 1				
0- 3	0- 1	0- 0	NEUTRAL	0- 1	0- 1	0- 0				
6- 8	0- 3	0- 0	NON-CONFERENCE	1- 3	5- 2	4- 1				
3- 2	0- 0	0- 0	HOME	1- 1	2- 1	1- 1				
3- 3	0- 2	0- 0	AWAY	0- 1	3- 0	3- 0				
0- 3	0- 1	0- 0	NEUTRAL	0- 1	0- 1	0- 0				
7- 2	0- 0	0- 0	CONFERENCE	1- 1	6- 1	4- 1				
4- 1	0- 0	0- 0	HOME	1- 1	3- 0	2- 0				
3- 1	0- 0	0- 0	AWAY	0- 0	3- 1	2- 1				
0- 0	0- 0	0- 0	NEUTRAL	0- 0	0- 0	0- 0				

RPI 1-25				RPI 26-50				RPI 51-100				RPI 101+ Team's RPI: 141			
RPI	S	Opponent	Score	RPI	S	Opponent	Score	RPI	S	Opponent	Score	RPI	S	Opponent	Score
2	N	Notre Dame	46 77					51	A	Houston	69 88	107	N	Western Mi ch.	79 87
8	A	Tennessee	49 87					55	H	Duquesne	81 77	137	H	Cincinnati	87 77
21	A	NC State	58 70					56	H	Mercer	65 85	171	H	Samford	76 48
								62	H	Michigan St.	74 83	185	A	Furman	69 57
								86	N	Washington St.	76 80	232	H	Northern Ky.	45 57
								87	H	Chattanooga	65 58	234	A	UNCG	61 65
												234	H	UNCG	60 52
												268	A	Appalachian St.	70 57
												287	A	Wofford	61 58
												298	A	Murray St.	96 68
												309	H	Tennessee Tech	74 55
												310	A	Western Caro.	76 46
												310	H	Western Caro.	66 50
												340	A	Winthrop	74 63

LAST 12 Division I GAMES:															
310	A	Western Caro.	76 46	87	H	Chattanooga	65 58	234	H	UNCG	60 52				
234	A	UNCG	61 65	310	H	Western Caro.	66 50	232	H	Northern Ky.	45 57				
171	H	Samford	76 48	62	H	Michigan St.	74 83	21	A	NC State	58 70				
56	H	Mercer	65 85												
287	A	Wofford	61 58												
185	A	Furman	69 57												

Non-Div I Games: North Greenville 90 67

ETSU

Average RPI Win:	229	WON-LOST	WINNING	LAST 10	STRENGTH OF	OPP. STRENGTH	TEAM	ADJ.	CONF.	ADJ CONF.
Average RPI Loss:	146	RECORD	PCT. RANK	GAMES	SCHEDULE	OF SCHEDULE	RPI	RPI	RPI	RPI
DIV. I ONLY	13- 11	150	5- 5	237	153	209	209	8	8	
DIV. I NON-CONF.	8- 5	111	1- 0	326	340	256	256	7	7	

TOTALS	RPI 1-25	RPI 26-50	W-L RECORDS	RPI 51-100	RPI 101-999	RPI 201+				
13- 11	0- 1	0- 1	OVERALL	1- 1	12- 8	8- 4				
10- 4	0- 1	0- 0	HOME	1- 0	9- 3	6- 1				
2- 5	0- 0	0- 0	AWAY	0- 1	2- 0	1- 0				
1- 2	0- 0	0- 0	NEUTRAL	0- 0	1- 2	1- 1				
8- 5	0- 0	0- 0	NON-CONFERENCE	0- 0	8- 5	7- 3				
6- 2	0- 0	0- 0	HOME	0- 0	6- 2	5- 1				
1- 1	0- 0	0- 0	AWAY	0- 0	1- 1	1- 1				
1- 2	0- 0	0- 0	NEUTRAL	0- 0	1- 2	1- 1				
5- 6	0- 1	0- 1	CONFERENCE	1- 1	4- 3	1- 1				
4- 2	0- 1	0- 0	HOME	1- 0	3- 1	1- 0				
1- 4	0- 0	0- 1	AWAY	0- 1	1- 2	0- 1				
0- 0	0- 0	0- 0	NEUTRAL	0- 0	0- 0	0- 0				

RPI 1-25				RPI 26-50				RPI 51-100				RPI 101+				Team's RPI: 209
RPI	S	Opponent	Score	RPI	S	Opponent	Score	RPI	S	Opponent	Score	RPI	S	Opponent	Score	
1	H	UConn	35 96	28	A	South Fla.	47 88	51	H	Houston	80 78	125	N	UTEP	79 93	
								95	A	Tulane	58 64	137	A	Cincinnati	79 70	
												137	H	Cincinnati	54 66	
												140	H	William & Mary	65 71	
												168	H	Wichita St.	77 67	
												177	A	Memphis	36 72	
												178	H	Charlotte	58 55	
												182	H	Tulsa	73 67	
												203	N	Jacksonville St.	73 82	
												210	A	SMU	51 65	
												210	H	SMU	76 47	
												211	H	Richmond	64 65	
												219	H	Norfolk St.	51 46	
												269	N	Rider	66 63	
												282	A	UNCW	62 66	
												286	A	Kennesaw St.	66 56	
												296	H	USC Upstate	66 53	
												305	H	UMES	64 54	
												334	H	N.C. Central	73 61	
												341	H	Savannah St.	103 37	

LAST 12 Division I GAMES:																
28	A	South Fla.	47 88	210	A	SMU	51 65									
210	H	SMU	76 47	182	H	Tulsa	73 67									
168	H	Wichita St.	77 67	177	A	Memphis	36 72									
137	A	Cincinnati	79 70	1	H	UConn	35 96									
95	A	Tulane	58 64	137	H	Cincinnati	54 66									
51	H	Houston	80 78	305	H	UMES	64 54									

Non-Div I Games:

East Carolina

Loss,
Non-Conf,
S Site,
H Home
A Away
N Neutral

Average RPI Win:	341	WON-LOST	WINNING	LAST 10	STRENGTH OF	OPP. STRENGTH	TEAM	ADJ.	CONF.	ADJ CONF.
Average RPI Loss:	207	RECORD	PCT. RANK	GAMES	SCHEDULE	OF SCHEDULE	RPI	RPI	RPI	RPI
DIV. I ONLY	2- 22	343	1- 9	291	327	344	344	26	26	
DIV. I NON-CONF.	1- 10	327	0- 0	297	318	347	347	27	27	
<hr/>										
TOTALS	RPI 1-25	RPI 26-50	W-L RECORDS	RPI 51-100	RPI 101-999	RPI 201+				
2- 22	0- 0	0- 0	OVERALL	0- 3	2- 19	2- 12				
2- 9	0- 0	0- 0	HOME	0- 1	2- 8	2- 6				
0- 12	0- 0	0- 0	AWAY	0- 2	0- 10	0- 6				
0- 1	0- 0	0- 0	NEUTRAL	0- 0	0- 1	0- 0				
1- 10	0- 0	0- 0	NON-CONFERENCE	0- 1	1- 9	1- 4				
1- 4	0- 0	0- 0	HOME	0- 0	1- 4	1- 3				
0- 5	0- 0	0- 0	AWAY	0- 1	0- 4	0- 1				
0- 1	0- 0	0- 0	NEUTRAL	0- 0	0- 1	0- 0				
1- 12	0- 0	0- 0	CONFERENCE	0- 2	1- 10	1- 8				
1- 5	0- 0	0- 0	HOME	0- 1	1- 4	1- 3				
0- 7	0- 0	0- 0	AWAY	0- 1	0- 6	0- 5				
0- 0	0- 0	0- 0	NEUTRAL	0- 0	0- 0	0- 0				

RPI 1-25				RPI 26-50				RPI 51-100				RPI 101+ Team's RPI: 344			
RPI	S	Opponent	Score	RPI	S	Opponent	Score	RPI	S	Opponent	Score	RPI	S	Opponent	Score
								69	A	Belmont	37 59	119	N	Delaware	37 66
								69	H	Belmont	58 86	128	H	Northern Ill.	64 93
								98	A	Wright St.	46 81	130	A	Cleveland St.	69 77
												145	A	SIUE	52 62
												183	A	Northwestern	40 74
												188	A	Saint Joseph's	62 80
												201	H	UT Martin	44 72
												203	H	Jacksonville St.	50 59
												204	A	Morehead St.	81 89
												222	H	Southeast Mo. St.	54 77
												238	A	Austin Peay	59 69
												241	H	North Texas	61 63
												249	H	Bradley	52 67
												290	H	Valparaiso	67 76
												298	A	Murray St.	61 72
												309	H	Tennessee Tech	57 60
												315	A	Fort Wayne	77 93
												322	A	Eastern Ky.	51 67
												333	A	Tennessee St.	68 86
												333	H	Tennessee St.	66 59
												348	H	Evansville	79 52
<hr/>															
LAST 12 Division I GAMES:															
				145	A	SIUE	52 62	201	H	UT Martin	44 72				
				309	H	Tennessee Tech	57 60	69	H	Belmont	58 86				
				203	H	Jacksonville St.	50 59	333	H	Tennessee St.	66 59				
				333	A	Tennessee St.	68 86	322	A	Eastern Ky.	51 67				
				69	A	Belmont	37 59	204	A	Morehead St.	81 89				
				222	H	Southeast Mo. St.	54 77	238	A	Austin Peay	59 69				

Non-Div I Games:

Eastern Ill.

Average RPI Win:	285	WON-LOST	WINNING	LAST 10	STRENGTH OF	OPP. STRENGTH	TEAM	ADJ.	CONF.	ADJ CONF.
Average RPI Loss:	186	RECORD	PCT. RANK	GAMES	SCHEDULE	OF SCHEDULE	RPI	RPI	RPI	RPI
DIV. I ONLY	6- 15	284	3- 7	322	219	322	322	26	26	
DIV. I NON-CONF.	2- 6	280	0- 0	303	65	295	295	27	27	

TOTALS	RPI 1-25	RPI 26-50	W-L RECORDS	RPI 51-100	RPI 101-999	RPI 201+				
6- 15	0- 0	0- 0	OVERALL	0- 2	6- 13	6- 6				
4- 6	0- 0	0- 0	HOME	0- 2	4- 4	4- 1				
2- 9	0- 0	0- 0	AWAY	0- 0	2- 9	2- 5				
0- 0	0- 0	0- 0	NEUTRAL	0- 0	0- 0	0- 0				
2- 6	0- 0	0- 0	NON-CONFERENCE	0- 1	2- 5	2- 1				
1- 2	0- 0	0- 0	HOME	0- 1	1- 1	1- 0				
1- 4	0- 0	0- 0	AWAY	0- 0	1- 4	1- 1				
0- 0	0- 0	0- 0	NEUTRAL	0- 0	0- 0	0- 0				
4- 9	0- 0	0- 0	CONFERENCE	0- 1	4- 8	4- 5				
3- 4	0- 0	0- 0	HOME	0- 1	3- 3	3- 1				
1- 5	0- 0	0- 0	AWAY	0- 0	1- 5	1- 4				
0- 0	0- 0	0- 0	NEUTRAL	0- 0	0- 0	0- 0				

E
a
s
t
e
r
n
K
y
.E
a
s
t
e
r
n
K
y
.

RPI 1-25				RPI 26-50				RPI 51-100				RPI 101+ Team's RPI: 322			
RPI	S	Opponent	Score	RPI	S	Opponent	Score	RPI	S	Opponent	Score	RPI	S	Opponent	Score
								69	H	Belmont	55 77	111	A	George Mason	41 64
								79	H	Ohio	57 69	134	H	Kent St.	57 65
												137	A	Cincinnati	53 64
												145	H	SIUE	60 62
												194	A	Bowling Green	60 77
												201	A	UT Martin	49 77
												201	H	UT Martin	54 72
												203	A	Jacksonville St.	51 65
												203	H	Jacksonville St.	48 44
												222	A	Southeast Mo. St.	55 69
												223	A	Akron	45 62
												234	H	UNCG	70 59
												238	A	Austin Peay	45 59
												298	A	Murray St.	68 75
												309	A	Tennessee Tech	76 68
												309	H	Tennessee Tech	55 53
												310	A	Western Caro.	62 59
												333	H	Tennessee St.	58 59
												344	H	Eastern Ill.	67 51
LAST 12 Division I GAMES:															
				201	H	UT Martin	54 72	309	H	Tennessee Tech	55 53				
				333	H	Tennessee St.	58 59	222	A	Southeast Mo. St.	55 69				
				69	H	Belmont	55 77	201	A	UT Martin	49 77				
				298	A	Murray St.	68 75	344	H	Eastern Ill.	67 51				
				238	A	Austin Peay	45 59	145	H	SIUE	60 62				
				203	H	Jacksonville St.	48 44	309	A	Tennessee Tech	76 68				

Non-Div I Games: Ohio Christian 69 45

Eastern Ky.

■ Loss,
 ■ Non-Conf,
 ■ S Site,
 ■ H Home
 ■ A Away
 N Neutral

Average RPI Win:	198	WON-LOST	WINNING	LAST 10	STRENGTH OF	OPP. STRENGTH	TEAM	ADJ.	CONF.	ADJ CONF.
Average RPI Loss:	135	RECORD	PCT. RANK	GAMES	SCHEDULE	OF SCHEDULE	RPI	RPI	RPI	RPI
DIV. I ONLY	8- 13	240	5- 5	152	166	195	195	7	7	
DIV. I NON-CONF.	3- 7	254	1- 0	333	332	313	313	8	8	

TOTALS	RPI 1-25	RPI 26-50	W-L RECORDS	RPI 51-100	RPI 101-999	RPI 201+				
8- 13	0- 1	0- 3	OVERALL	2- 1	6- 8	3- 3				
4- 3	0- 0	0- 1	HOME	1- 1	3- 1	2- 0				
4- 9	0- 1	0- 2	AWAY	1- 0	3- 6	1- 3				
0- 1	0- 0	0- 0	NEUTRAL	0- 0	0- 1	0- 0				
3- 7	0- 0	0- 1	NON-CONFERENCE	0- 0	3- 6	3- 3				
2- 0	0- 0	0- 0	HOME	0- 0	2- 0	2- 0				
1- 6	0- 0	0- 1	AWAY	0- 0	1- 5	1- 3				
0- 1	0- 0	0- 0	NEUTRAL	0- 0	0- 1	0- 0				
5- 6	0- 1	0- 2	CONFERENCE	2- 1	3- 2	0- 0				
2- 3	0- 0	0- 1	HOME	1- 1	1- 1	0- 0				
3- 3	0- 1	0- 1	AWAY	1- 0	2- 1	0- 0				
0- 0	0- 0	0- 0	NEUTRAL	0- 0	0- 0	0- 0				

RPI	S	Opponent	Score	RPI	S	Opponent	Score	RPI	S	Opponent	Score	RPI	S	Opponent	Score	Team's RPI: 195
23	A	Buffalo	92 97	26	H	Central Mich.	72 95	64	H	Toledo	70 57	107	H	Western Mich.	69 67	
				45	A	Ball St.	85 91	88	A	Miami (OH)	74 59	128	A	Northern Ill.	83 76	
				48	A	Minnesota	56 80	88	H	Miami (OH)	69 73	130	A	Cleveland St.	65 77	
												134	A	Kent St.	69 76	
												134	H	Kent St.	60 67	
												136	A	Loyola Marymount	64 73	
												187	N	Denver	54 60	
												194	A	Bowling Green	54 52	
												243	A	St. Bonaventure	51 70	
												253	A	Illinois St.	56 65	
												307	A	Detroit Mercy	78 76	
												313	A	Ill. -Chicago	70 73	
												343	H	Florida A&M	83 61	
												349	H	Longwood	73 44	
LAST 12 Division I GAMES:																
45	A	Ball St.	85 91	88	A	Miami (OH)	74 59	134	A	Kent St.	69 76					
26	H	Central Mich.	72 95	64	H	Toledo	70 57	194	A	Bowling Green	54 52					
23	A	Buffalo	92 97	134	A	Kent St.	60 67									
88	H	Miami (OH)	69 73													
128	A	Northern Ill.	83 76													
107	H	Western Mich.	69 67	349	H	Longwood	73 44									

Non-Div I Games: Rochester College 62 29

Eastern Mich.

Average RPI	Win:	240	WON-LOST	WINNING	LAST 10	STRENGTH OF	OPP. STRENGTH	TEAM	ADJ.	CONF.	ADJ CONF.
Average RPI	Loss:	94	RECORD	PCT. RANK	GAMES	SCHEDULE	OF SCHEDULE	RPI	RPI	RPI	RPI
DIV. I ONLY		11- 12		189	6- 4	193		96	189	189	19
DIV. I NON-CONF.		4- 7		226	0- 0	80		142	171	171	14

TOTALS	RPI 1-25		RPI 26-50		W-L RECORDS	RPI 51-100		RPI 101-999		RPI 201+	
11- 12	0- 1		0- 4		OVERALL	0- 1		11- 6		6- 0	
8- 3	0- 0		0- 1		HOME	0- 0		8- 2		4- 0	
2- 8	0- 1		0- 3		AWAY	0- 0		2- 4		2- 0	
1- 1	0- 0		0- 0		NEUTRAL	0- 1		1- 0		0- 0	
4- 7	0- 1		0- 2		NON-CONFERENCE	0- 1		4- 3		2- 0	
2- 2	0- 0		0- 0		HOME	0- 0		2- 2		1- 0	
1- 4	0- 1		0- 2		AWAY	0- 0		1- 1		1- 0	
1- 1	0- 0		0- 0		NEUTRAL	0- 1		1- 0		0- 0	
7- 5	0- 0		0- 2		CONFERENCE	0- 0		7- 3		4- 0	
6- 1	0- 0		0- 1		HOME	0- 0		6- 0		3- 0	
1- 4	0- 0		0- 1		AWAY	0- 0		1- 3		1- 0	
0- 0	0- 0		0- 0		NEUTRAL	0- 0		0- 0		0- 0	

RPI 1-25				RPI 26-50				RPI 51-100				RPI 101+ Team's RPI: 189			
RPI	S	Opponent	Score	RPI	S	Opponent	Score	RPI	S	Opponent	Score	RPI	S	Opponent	Score
10	A	Oregon	40 81	32	A	Northern Colo.	62 68	84	N	Saint Mary's (CA)	56 76	123	H	BYU	69 73
				32	H	Northern Colo.	65 70					142	A	Fresno St.	56 81
				41	A	Gonzaga	45 69					144	A	North Dakota	79 81
				42	A	Purdue	40 65					144	H	North Dakota	74 70
												148	A	Portland St.	60 75
												148	H	Portland St.	64 57
												152	A	Idaho	71 85
												152	H	Idaho	71 64
												154	H	Cal Poly	75 72
												174	H	Boise St.	57 61
												201	N	UT Martin	61 58
												280	A	Sacramento St.	83 72
												280	H	Sacramento St.	83 76
												311	H	Southern Utah	58 41
												312	A	Air Force	65 63
												328	H	Northern Ariz.	82 62
												330	H	Utah Valley	61 41

LAST 12 Division I GAMES:															
				152	A	Idaho	71 85	328	H	Northern Ariz.	82 62				
				148	H	Portland St.	64 57	152	H	Idaho	71 64				
				280	H	Sacramento St.	83 76	280	A	Sacramento St.	83 72				
				32	A	Northern Colo.	62 68	148	A	Portland St.	60 75				
				144	A	North Dakota	79 81	144	H	North Dakota	74 70				
				311	H	Southern Utah	58 41	32	H	Northern Colo.	65 70				

Non-Div I Games: Multnomah 88 42

Eastern Wash.

Loss,
Non-Conf,
S Site,
H Home
A Away
N Neutral

El on				Through Games Of Feb. 9, 2018							
Average RPI Wi n:		189	WON-LOST	WINNING	LAST 10	STRENGTH OF	OPP. STRENGTH	TEAM	ADJ.	CONF.	ADJ CONF.
Average RPI Loss:		77	RECORD	PCT. RANK	GAMES	SCHEDULE	OF SCHEDULE	RPI	RPI	RPI	RPI
DIV. I ONLY		15- 7	72	7- 3	92	130	57	57	10	10	
DIV. I NON-CONF.		7- 3	74	0- 0	160	82	64	64	12	12	

TOTALS		RPI 1-25	RPI 26-50	W-L RECORDS		RPI 51-100	RPI 101-999	RPI 201+			
15- 7		0- 2	1- 0	OVERALL		2- 2	12- 3	7- 0			
9- 0		0- 0	0- 0	HOME		2- 0	7- 0	4- 0			
5- 6		0- 0	1- 0	AWAY		0- 0	4- 0	3- 0			
1- 1		0- 1	0- 0	NEUTRAL		0- 0	1- 0	0- 0			
7- 3		0- 2	1- 0	NON-CONFERENCE		0- 0	6- 1	3- 0			
3- 0		0- 0	0- 0	HOME		0- 0	3- 0	2- 0			
3- 2		0- 1	1- 0	AWAY		0- 0	2- 1	1- 0			
1- 1		0- 1	0- 0	NEUTRAL		0- 0	1- 0	0- 0			
8- 4		0- 0	0- 0	CONFERENCE		2- 2	6- 2	4- 0			
6- 0		0- 0	0- 0	HOME		2- 0	4- 0	2- 0			
2- 4		0- 0	0- 0	AWAY		0- 2	2- 2	2- 0			
0- 0		0- 0	0- 0	NEUTRAL		0- 0	0- 0	0- 0			

RPI 1-25				RPI 26-50				RPI 51-100				RPI 101+			
RPI	S	Opponent	Score	RPI	S	Opponent	Score	RPI	S	Opponent	Score	RPI	S	Opponent	Score
20	N	Iowa	61 74	49	A	UCF	71 57	58	A	Drexel	56 58	103	N	Alabama	60 55
21	A	NC State	57 70					58	H	Drexel	70 58	104	A	Wake Forest	51 53
								75	A	James Madison	67 70	119	A	Delaware	66 80
								75	H	James Madison	50 43	119	H	Delaware	64 51
												135	H	Northeastern	78 71
												140	A	William & Mary	75 81
												156	A	Davison	75 58
												191	H	Hampton	82 59
												221	A	N. C. A&T	90 59
												257	A	Col. of Charleston	77 55
												259	A	Towson	71 45
												259	H	Towson	84 61
												282	H	UNCW	75 67
												334	H	N. C. Central	78 50
												340	H	Winthrop	98 37

LAST 12 Division I GAMES:															
58	H	Drexel	70 58	259	H	Towson	84 61	140	A	William & Mary	75 81	75	A	James Madison	67 70
75	H	James Madison	50 43	75	A	James Madison	67 70	135	H	Northeastern	78 71	119	A	Delaware	66 80
257	A	Col. of Charleston	77 55	71	45	119	56 58	282	H	UNCW	75 67				
259	A	Towson	71 45	64	51										
58	A	Drexel	56 58												
119	H	Delaware	64 51												

Non-Div I Games: Coker 106 54

Elon

■ Loss,
 ■ Non-Conf, S Site,
 ■ Home
 ■ Away
 N Neutral

Average RPI Win:	298	WON-LOST	WINNING	LAST 10	STRENGTH OF	OPP. STRENGTH	TEAM	ADJ.	CONF.	ADJ CONF.
Average RPI Loss:	211	RECORD	PCT. RANK	GAMES	SCHEDULE	OF SCHEDULE	RPI	RPI	RPI	RPI

DIV. I ONLY	1- 19	344	0- 10	305	299	348	348	24	24
DIV. I NON-CONF.	1- 8	313	0- 1	305	341	346	346	22	22

TOTALS	RPI 1-25	RPI 26-50	W-L RECORDS	RPI 51-100	RPI 101-999	RPI 201+			
1- 19	0- 0	0- 0	OVERALL	0- 3	1- 16	1- 12			
1- 7	0- 0	0- 0	HOME	0- 1	1- 6	1- 4			
0- 12	0- 0	0- 0	AWAY	0- 0	0- 3	0- 2			
0- 0	0- 0	0- 0	NEUTRAL	0- 0	0- 0	0- 0			
1- 8	0- 0	0- 0	NON-CONFERENCE	0- 1	1- 7	1- 6			
1- 1	0- 0	0- 0	HOME	0- 0	1- 1	1- 1			
0- 7	0- 0	0- 0	AWAY	0- 1	0- 6	0- 5			
0- 0	0- 0	0- 0	NEUTRAL	0- 0	0- 0	0- 0			
0- 11	0- 0	0- 0	CONFERENCE	0- 2	0- 9	0- 6			
0- 6	0- 0	0- 0	HOME	0- 1	0- 5	0- 3			
0- 5	0- 0	0- 0	AWAY	0- 1	0- 4	0- 3			
0- 0	0- 0	0- 0	NEUTRAL	0- 0	0- 0	0- 0			

RPI 1-25	RPI 26-50	RPI 51-100	RPI 101+	Team's RPI: 348
RPI S Opponent Score	RPI S Opponent Score	RPI S Opponent Score	RPI S Opponent Score	
		52 A Western Ky. 54 92	106 A Kentucky 62 100	
		90 A Drake 66 107	114 H Missouri St. 65 95	
		90 H Drake 50 101	143 A UNI 41 65	
			164 H Southern Ill. 62 74	
			204 H Morehead St. 75 82	
			222 A Southeast Mo. St. 65 74	
			238 A Austin Peay 73 82	
			249 H Bradley 59 117	
			253 H Illinois St. 43 67	
			265 A Indiana St. 48 56	
			265 H Indiana St. 57 66	
			290 A Valparaiso 59 101	
			295 A Loyola Chicago 63 82	
			298 H Murray St. 89 81	
			308 A Alabama A&M 56 70	
			313 A Ill. -Chicago 77 96	
			344 A Eastern Ill. 52 79	
LAST 12 Division I GAMES:				
90 H Drake 50 101	90 A Drake 66 107			
265 H Indiana St. 57 66	143 A UNI 41 65			
295 A Loyola Chicago 63 82	265 A Indiana St. 48 56			
290 A Valparaiso 59 101	114 H Missouri St. 65 95			
249 H Bradley 59 117	164 H Southern Ill. 62 74			
253 H Illinois St. 43 67	222 A Southeast Mo. St. 65 74			

Non-Div I Games: Oakland City 96 59 Westminster (MO) 79 53

FGCU		Average RPI Win: 181	WON-LOST RECORD	WINNING PCT. RANK	LAST 10 GAMES	STRENGTH OF SCHEDULE	OPP. STRENGTH OF SCHEDULE	TEAM RPI	ADJ. RPI	CONF. RPI	ADJ CONF. RPI
Average RPI Loss: 97											
DIV. I ONLY		19- 4	19	8- 1	119	143	38	38	22	22	
DIV. I NON-CONF.		11- 3	46	2- 0	42	59	21	21	21	21	

TOTALS		RPI 1-25	RPI 26-50	W-L RECORDS		RPI 51-100	RPI 101-999	RPI 201+			
19- 4		1- 1	1- 0	OVERALL		3- 2	14- 1	9- 1			
10- 0		0- 0	1- 0	HOME		2- 0	7- 0	4- 0			
7- 2		0- 0	0- 0	AWAY		1- 0	6- 0	5- 0			
2- 2		1- 1	0- 0	NEUTRAL		0- 1	1- 0	0- 0			
11- 3		1- 1	1- 0	NON-CONFERENCE		1- 2	8- 0	4- 0			
5- 0		0- 0	1- 0	HOME		1- 0	3- 0	1- 0			
4- 1		0- 0	0- 0	AWAY		0- 1	4- 0	3- 0			
2- 2		1- 1	0- 0	NEUTRAL		0- 1	1- 0	0- 0			
8- 1		0- 0	0- 0	CONFERENCE		2- 0	6- 1	5- 1			
5- 0		0- 0	0- 0	HOME		1- 0	4- 0	3- 0			
3- 1		0- 0	0- 0	AWAY		1- 0	2- 1	2- 1			
0- 0		0- 0	0- 0	NEUTRAL		0- 0	0- 0	0- 0			

RPI 1-25				RPI 26-50				RPI 51-100				RPI 101+			
RPI	S	Opponent	Score	RPI	S	Opponent	Score	RPI	S	Opponent	Score	RPI	S	Opponent	Score
5	N	Ohio St.	62 104	40	H	South Dakota St.	87 78	69	N	Belmont	65 75	106	H	Kentucky	70 64
24	N	DePaul	89 84					73	H	Harvard	65 56	134	N	Kent St.	80 62
								87	A	Chattanooga	61 68	145	H	SIUE	66 49
								97	A	Jacksonville	65 63	169	H	Stetson	80 40
								97	H	Jacksonville	63 58	197	A	Siena	63 50
												205	H	Illinois	85 61
												214	A	Abilene Christian	94 55
												223	A	Akron	82 63
												228	A	North Florida	73 75
												228	H	North Florida	67 52
												266	A	Lipscomb	68 54
												286	A	Kennesaw St.	78 57
												296	H	USC Upstate	93 60
												299	A	FIU	88 52
												346	H	NJIT	90 66

LAST 12 Division I GAMES:															
228	H	North Florida	67 52	296	H	USC Upstate	93 60								
97	A	Jacksonville	65 63	346	H	NJIT	90 66								
228	A	North Florida	73 75	169	H	Stetson	80 40								
97	H	Jacksonville	63 58	40	H	South Dakota St.	87 78								
266	A	Lipscomb	68 54	145	H	SIUE	66 49								
286	A	Kennesaw St.	78 57	73	H	Harvard	65 56								

Non-Div I Games: Southeastern (FL) 76 66 Ave Maria 99 35 Fla. Memorial 82 43

FGCU

Loss, Non-Conf, S Site, H Home A Away N Neutral

Average RPI Win:	250	WON-LOST	WINNING	LAST 10	STRENGTH OF	OPP. STRENGTH	TEAM	ADJ.	CONF.	ADJ CONF.
Average RPI Loss:	170	RECORD	PCT. RANK	GAMES	SCHEDULE	OF SCHEDULE	RPI	RPI	RPI	RPI
DIV. I ONLY	6- 17	290	3- 7	177	264	299	299	18	18	
DIV. I NON-CONF.	3- 10	285	1- 1	222	261	311	311	19	19	

TOTALS	RPI 1-25	RPI 26-50	W-L RECORDS	RPI 51-100	RPI 101-999	RPI 201+				
6- 17	0- 0	0- 3	OVERALL	0- 2	6- 12	4- 7				
6- 9	0- 0	0- 2	HOME	0- 1	6- 6	4- 3				
0- 8	0- 0	0- 1	AWAY	0- 1	0- 6	0- 4				
0- 0	0- 0	0- 0	NEUTRAL	0- 0	0- 0	0- 0				
3- 10	0- 0	0- 3	NON-CONFERENCE	0- 0	3- 7	3- 4				
3- 6	0- 0	0- 2	HOME	0- 0	3- 4	3- 2				
0- 4	0- 0	0- 1	AWAY	0- 0	0- 3	0- 2				
0- 0	0- 0	0- 0	NEUTRAL	0- 0	0- 0	0- 0				
3- 7	0- 0	0- 0	CONFERENCE	0- 2	3- 5	1- 3				
3- 3	0- 0	0- 0	HOME	0- 1	3- 2	1- 1				
0- 4	0- 0	0- 0	AWAY	0- 1	0- 3	0- 2				
0- 0	0- 0	0- 0	NEUTRAL	0- 0	0- 0	0- 0				

RPI	S	Opponent	Score	RPI	S	Opponent	Score	RPI	S	Opponent	Score	RPI	S	Opponent	Score	Team's RPI: 299
28	H	South Fla.	52 82	52	A	Western Ky.	47 101	108	H	Rice	68 58	120	A	Georgetown	56 77	
38	H	FGCU	52 88	71	H	UAB	61 71	125	H	UTEP	76 77	127	H	Bethune-Cookman	59 77	
43	A	Miami (FL)	69 77					139	H	Clemson	65 67	173	H	Louisiana Tech	57 54	
								178	A	Charlotte	57 80	235	A	Howard	62 69	
								241	H	North Texas	46 92	270	H	North Dakota St.	68 71	
								272	H	Vermont	80 70	273	A	Morgan St.	51 62	
								302	H	Charleston So.	77 70	304	A	Old Dominion	60 68	
								308	H	Alabama A&M	51 58	312	H	Air Force	70 69	
								335	A	Marshall	75 78	335	H	Marshall	67 54	
LAST 12 Division I GAMES:																
241	H	North Texas	46 92	108	H	Rice	68 58	52	A	Western Ky.	47 101	335	H	Marshall	67 54	
178	A	Charlotte	57 80	125	H	UTEP	76 77	272	H	Vermont	80 70	139	H	Clemson	65 67	
304	A	Old Dominion	60 68	272	H	Vermont	80 70									
335	A	Marshall	75 78													
71	H	UAB	61 71													
173	H	Louisiana Tech	57 54													

Non-Div I Games:

FIU

Average RPI Win:	286	WON-LOST	WINNING	LAST 10	STRENGTH OF	OPP. STRENGTH	TEAM	ADJ.	CONF.	ADJ CONF.
Average RPI Loss:	157	RECORD	PCT. RANK	GAMES	SCHEDULE	OF SCHEDULE	RPI	RPI	RPI	RPI
DIV. I ONLY	10- 13	212	5- 5	301	260	256	256	28	28	
DIV. I NON-CONF.	3- 8	268	0- 0	290	209	294	294	26	26	

TOTALS	RPI 1-25	RPI 26-50	W-L RECORDS	RPI 51-100	RPI 101-999	RPI 201+				
10- 13	0- 1	0- 0	OVERALL	0- 2	10- 10	9- 3				
6- 4	0- 1	0- 0	HOME	0- 1	6- 2	6- 2				
4- 8	0- 0	0- 0	AWAY	0- 1	4- 7	3- 1				
0- 1	0- 0	0- 0	NEUTRAL	0- 0	0- 1	0- 0				
3- 8	0- 1	0- 0	NON-CONFERENCE	0- 0	3- 7	2- 2				
2- 2	0- 1	0- 0	HOME	0- 0	2- 1	2- 1				
1- 5	0- 0	0- 0	AWAY	0- 0	1- 5	0- 1				
0- 1	0- 0	0- 0	NEUTRAL	0- 0	0- 1	0- 0				
7- 5	0- 0	0- 0	CONFERENCE	0- 2	7- 3	7- 1				
4- 2	0- 0	0- 0	HOME	0- 1	4- 1	4- 1				
3- 3	0- 0	0- 0	AWAY	0- 1	3- 2	3- 0				
0- 0	0- 0	0- 0	NEUTRAL	0- 0	0- 0	0- 0				

RPI 1-25				RPI 26-50				RPI 51-100				RPI 101+				Team's RPI: 256
RPI	S	Opponent	Score	RPI	S	Opponent	Score	RPI	S	Opponent	Score	RPI	S	Opponent	Score	
25	H	Villanova	44 73					61	A	Quinnipiac	45 77	105	A	Seton Hall	61 80	
								61	H	Quinnipiac	39 58	135	A	Northeastern	43 63	
												140	A	William & Mary	47 57	
												157	A	Lehigh	53 56	
												166	A	Marist	63 71	
												180	N	New Hampshire	61 71	
												197	A	Siena	40 51	
												199	A	Boston College	66 58	
												211	H	Richmond	67 72	
												237	H	Niagara	59 53	
												252	H	Manhattan	55 52	
												269	A	Rider	68 57	
												269	H	Rider	45 61	
												283	H	Mt. St. Mary's	76 65	
												285	A	Canisius	56 52	
												300	H	Monmouth	61 55	
												331	A	Rhode Island	47 62	
												338	A	Iona	78 68	
												345	H	Saint Peter's	62 41	
												347	H	UMass Lowell	78 67	

LAST 12 Division I GAMES:																
338	A	Iona	78 68	345	H	Saint Peter's	62 41									
252	H	Manhattan	55 52	166	A	Marist	63 71									
61	H	Quinnipiac	39 58	269	H	Rider	45 61									
269	A	Rider	68 57	300	H	Monmouth	61 55									
197	A	Siena	40 51	237	H	Niagara	59 53									
61	A	Quinnipiac	45 77	285	A	Canisius	56 52									

Non-Div I Games:

Fairfield

Average RPI Win:	299	WON-LOST	WINNING	LAST 10	STRENGTH OF	OPP. STRENGTH	TEAM	ADJ.	CONF.	ADJ CONF.
Average RPI Loss:	201	RECORD	PCT. RANK	GAMES	SCHEDULE	OF SCHEDULE	RPI	RPI	RPI	RPI
DIV. I ONLY	13- 8	109	6- 4	348	316	267	267	29	29	
DIV. I NON-CONF.	7- 3	74	1- 0	347	327	257	257	29	29	

TOTALS	RPI 1-25	RPI 26-50	W-L RECORDS	RPI 51-100	RPI 101-999	RPI 201+				
13- 8	0- 1	0- 0	OVERALL	0- 0	13- 7	12- 5				
7- 4	0- 0	0- 0	HOME	0- 0	7- 4	6- 2				
6- 4	0- 1	0- 0	AWAY	0- 0	6- 3	6- 3				
0- 0	0- 0	0- 0	NEUTRAL	0- 0	0- 0	0- 0				
7- 3	0- 1	0- 0	NON-CONFERENCE	0- 0	7- 2	6- 2				
5- 1	0- 0	0- 0	HOME	0- 0	5- 1	4- 1				
2- 2	0- 1	0- 0	AWAY	0- 0	2- 1	2- 1				
0- 0	0- 0	0- 0	NEUTRAL	0- 0	0- 0	0- 0				
6- 5	0- 0	0- 0	CONFERENCE	0- 0	6- 5	6- 3				
2- 3	0- 0	0- 0	HOME	0- 0	2- 3	2- 1				
4- 2	0- 0	0- 0	AWAY	0- 0	4- 2	4- 2				
0- 0	0- 0	0- 0	NEUTRAL	0- 0	0- 0	0- 0				

RPI 1-25				RPI 26-50				RPI 51-100				RPI 101+ Team's RPI : 267			
RPI	S	Opponent	Score	RPI	S	Opponent	Score	RPI	S	Opponent	Score	RPI	S	Opponent	Score
18	A	Rutgers	35 101									131	H	Saint Francis (PA)	56 80
												153	H	Robert Morris	68 77
												175	H	Army West Point	58 56
												207	H	Stony Brook	51 56
												235	A	Howard	65 68
												275	A	St. Francis Brooklyn	70 62
												277	A	LIU Brooklyn	61 49
												278	H	Colgate	61 51
												283	A	Mt. St. Mary's	52 55
												284	A	Bryant	77 69
												284	H	Bryant	48 65
												291	H	Sacred Heart	69 59
												294	A	Central Conn. St.	56 76
												294	H	Central Conn. St.	78 49
												300	H	Monmouth	78 61
												323	A	Wagner	74 64
												345	H	Saint Peter's	69 59
												346	A	NJIT	74 70
												347	H	UMass Lowell	60 51
												349	A	Longwood	72 52
LAST 12 Division I GAMES:															
294	A	Central Conn. St.	56 76	284	H	Bryant	48 65								
284	A	Bryant	77 69	283	A	Mt. St. Mary's	52 55								
277	A	LIU Brooklyn	61 49	323	A	Wagner	74 64								
275	A	St. Francis Brooklyn	70 62	131	H	Saint Francis (PA)	56 80								
291	H	Sacred Heart	69 59	153	H	Robert Morris	68 77								
294	H	Central Conn. St.	78 49	345	H	Saint Peter's	69 59								

Non-Div I Games: Rutgers-Newark 76 40

Fairleigh Dickinson

Average RPI		Win: 260	WON-LOST RECORD	WINNING PCT. RANK	LAST 10 GAMES	STRENGTH OF SCHEDULE	OPP. STRENGTH OF SCHEDULE	TEAM RPI	ADJ. RPI	CONF. RPI	ADJ. CONF. RPI
Loss: 119											
DIV. I ONLY			10- 10	169	5- 5	161	251	193	193	18	18
DIV. I NON-CONF.			6- 5	153	2- 1	299	271	238	238	19	19
TOTALS		RPI 1-25		RPI 26-50		W-L RECORDS	RPI 51-100	RPI 101-999		RPI 201+	
10- 10	0- 0		0- 0		OVERALL	0- 4	10- 6		8- 1		
7- 4	0- 0		0- 0		HOME	0- 1	7- 3		5- 1		
3- 5	0- 0		0- 0		AWAY	0- 3	3- 2		3- 0		
0- 1	0- 0		0- 0		NEUTRAL	0- 0	0- 1		0- 0		
6- 5	0- 0		0- 0		NON-CONFERENCE	0- 2	6- 3		6- 1		
4- 2	0- 0		0- 0		HOME	0- 1	4- 1		4- 1		
2- 2	0- 0		0- 0		AWAY	0- 1	2- 1		2- 0		
0- 1	0- 0		0- 0		NEUTRAL	0- 0	0- 1		0- 0		
4- 5	0- 0		0- 0		CONFERENCE	0- 2	4- 3		2- 0		
3- 2	0- 0		0- 0		HOME	0- 0	3- 2		1- 0		
1- 3	0- 0		0- 0		AWAY	0- 2	1- 1		1- 0		
0- 0	0- 0		0- 0		NEUTRAL	0- 0	0- 0		0- 0		

RPI 1-25				RPI 26-50				RPI 51-100				RPI 101+				Team's RPI: 193	
RPI	S	Opponent	Score	RPI	S	Opponent	Score	RPI	S	Opponent	Score	RPI	S	Opponent	Score		
								52	A	Western Ky.	63 82	108	H	Rice	53 67		
								56	H	Mercer	55 66	117	H	Middle Tenn.	65 69		
								59	A	Nebraska	69 86	125	A	UTEP	70 75		
								71	A	UAB	57 90	125	H	UTEP	72 66		
												138	A	Colorado	69 76		
												173	H	Louisiana Tech	86 72		
												194	N	Bowling Green	55 66		
												228	H	North Florida	83 75		
												261	H	UMKC	65 55		
												265	A	Indiana St.	66 58		
												271	H	Grand Canyon	73 77		
												275	H	St. Francis Brooklyn	80 60		
												293	A	UTSA	99 65		
												319	A	Georgia St.	82 50		
												329	H	Delaware St.	90 67		
												335	H	Marshall	79 59		
LAST 12 Division I GAMES:																	
								117	H	Middle Tenn.	65 69	108	H	Rice	53 67		
								52	A	Western Ky.	63 82	125	H	UTEP	72 66		
								71	A	UAB	57 90	335	H	Marshall	79 59		
								293	A	UTSA	99 65	261	H	UMKC	65 55		
								173	H	Louisiana Tech	86 72	329	H	Delaware St.	90 67		
								125	A	UTEP	70 75	59	A	Nebraska	69 86		

Non-Div I Games:

Fl a. Atl anti c

■ Loss, ■ Non-Conf, S Site, H Home A Away N Neutral

Average RPI Win:	207	WON-LOST	RECORD	WINNING	PCT. RANK	LAST 10	GAMES	STRENGTH OF	SCHEDULE	OPP. STRENGTH	OF SCHEDULE	TEAM	RPI	ADJ.	RPI	CONF.	RPI	ADJ CONF.	RPI
Average RPI Loss:	70																		
DIV. I ONLY	10- 14	220	2- 8	68	52	170	170	2	2										
DIV. I NON-CONF.	8- 5	111	1- 0	246	127	203	203	2	2										

TOTALS	RPI 1-25		RPI 26-50		W-L RECORDS		RPI 51-100		RPI 101-999		RPI 201+								
10- 14	0- 6		1- 1		OVERALL		2- 2		7- 5		5- 1								
6- 9	0- 4		0- 1		HOME		1- 1		5- 3		3- 1								
2- 4	0- 2		1- 0		AWAY		1- 1		0- 1		0- 0								
2- 1	0- 0		0- 0		NEUTRAL		0- 0		2- 1		2- 0								
8- 5	0- 2		1- 0		NON-CONFERENCE		1- 1		6- 2		5- 1								
5- 4	0- 2		0- 0		HOME		1- 1		4- 1		3- 1								
1- 0	0- 0		1- 0		AWAY		0- 0		0- 0		0- 0								
2- 1	0- 0		0- 0		NEUTRAL		0- 0		2- 1		2- 0								
2- 9	0- 4		0- 1		CONFERENCE		1- 1		1- 3		0- 0								
1- 5	0- 2		0- 1		HOME		0- 0		1- 2		0- 0								
1- 4	0- 2		0- 0		AWAY		1- 1		0- 1		0- 0								
0- 0	0- 0		0- 0		NEUTRAL		0- 0		0- 0		0- 0								

RPI 1-25				RPI 26-50				RPI 51-100				RPI 101+			
RPI	S	Opponent	Score	RPI	S	Opponent	Score	RPI	S	Opponent	Score	RPI	S	Opponent	Score
3	A	Mississippi St.	53 90	27	H	LSU	59 66	87	H	Chattanooga	60 65	103	H	Alabama	54 63
3	H	Mississippi St.	50 98	29	A	Oklahoma	80 61	92	A	Auburn	55 84	106	H	Kentucky	53 56
5	H	Ohio St.	77 103					94	A	Arkansas	65 51	122	A	Ole Miss	75 78
6	H	Florida St.	54 84					97	H	Jacksonville	69 59	122	H	Ole Miss	61 60
19	A	Missouri	64 66									169	N	Stetson	71 85
22	H	Georgia	57 66									188	H	Saint Joseph's	71 51
												211	N	Richmond	87 80
												216	H	Arkansas St.	69 70
												319	H	Georgia St.	82 66
												329	H	Delaware St.	85 51
												335	H	Marshall	74 69
												341	N	Savannah St.	90 40
LAST 12 Division I GAMES:															
3	H	Mississippi St.	50 98	27	H	LSU	59 66	106	H	Kentucky	53 56				
19	A	Missouri	64 66	122	A	Ole Miss	75 78	103	H	Alabama	54 63				
22	H	Georgia	57 66	92	A	Auburn	55 84	92	A	Arkansas	65 51				
3	A	Mississippi St.	53 90	329	H	Delaware St.	85 51								
122	H	Ole Miss	61 60												
94	A	Arkansas	65 51												

Non-Div I Games:

Florida

Average RPI Win:	291	WON-LOST	WINNING	LAST 10	STRENGTH OF	OPP. STRENGTH	TEAM	ADJ.	CONF.	ADJ CONF.
Average RPI Loss:	223	RECORD	PCT. RANK	GAMES	SCHEDULE	OF SCHEDULE	RPI	RPI	RPI	RPI
DIV. I ONLY	3- 19	327	2- 8	338	278	343	343	31	31	
DIV. I NON-CONF.	1- 11	331	0- 2	327	208	342	342	30	30	

TOTALS	RPI 1-25	RPI 26-50	W-L RECORDS	RPI 51-100	RPI 101-999	RPI 201+				
3- 19	0- 0	0- 0	OVERALL	0- 2	3- 17	3- 13				
2- 3	0- 0	0- 0	HOME	0- 0	2- 3	2- 3				
1- 15	0- 0	0- 0	AWAY	0- 2	1- 13	1- 9				
0- 1	0- 0	0- 0	NEUTRAL	0- 0	0- 1	0- 1				
1- 11	0- 0	0- 0	NON-CONFERENCE	0- 2	1- 9	1- 7				
0- 2	0- 0	0- 0	HOME	0- 0	0- 2	0- 2				
1- 8	0- 0	0- 0	AWAY	0- 2	1- 6	1- 4				
0- 1	0- 0	0- 0	NEUTRAL	0- 0	0- 1	0- 1				
2- 8	0- 0	0- 0	CONFERENCE	0- 0	2- 8	2- 6				
2- 1	0- 0	0- 0	HOME	0- 0	2- 1	2- 1				
0- 7	0- 0	0- 0	AWAY	0- 0	0- 7	0- 5				
0- 0	0- 0	0- 0	NEUTRAL	0- 0	0- 0	0- 0				

RPI 1-25				RPI 26-50				RPI 51-100				RPI 101+ Team's RPI: 343					
RPI	S	Opponent	Score	RPI	S	Opponent	Score	RPI	S	Opponent	Score	RPI	S	Opponent	Score		
								85	A	Kansas St.	57	81	103	A	Al abama	55	91
								88	A	Mi ami (OH)	33	73	127	A	Bethune-Cookman	42	44
													191	A	Hampton	65	66
													195	A	Eastern Mi ch.	61	83
													214	A	Xavi er	52	70
													219	A	Norfol k St.	49	70
													226	A	Texas Tech	63	82
													228	H	North Flori da	68	77
													230	A	Omaha	73	78
													235	A	Howard	65	76
													235	H	Howard	74	59
													260	N	A&M-Corpus Christi	55	58
													273	A	Morgan St.	56	61
													291	H	Sacred Heart	68	73
													301	A	Coppin St.	56	62
													305	A	UMES	70	87
													310	A	Western Caro.	80	63
													324	A	UTRGV	38	51
													329	H	Del aware St.	59	54
													341	H	Savannah St.	47	65
LAST 12 Division I GAMES:																	
				305	A	UMES	70	87					127	A	Bethune-Cookman	42	44
				235	A	Howard	65	76					301	A	Coppin St.	56	62
				341	H	Savannah St.	47	65					273	A	Morgan St.	56	61
				219	A	Norfol k St.	49	70					235	H	Howard	74	59
				191	A	Hampton	65	66					103	A	Al abama	55	91
				329	H	Del aware St.	59	54					214	A	Xavi er	52	70

Non-Div I Games: Lynn 74 37

Florida A&M

Average RPI Win:	185	WON-LOST	WINNING	LAST 10	STRENGTH OF	OPP. STRENGTH	TEAM	ADJ.	CONF.	ADJ CONF.
Average RPI Loss:	86	RECORD	PCT. RANK	GAMES	SCHEDULE	OF SCHEDULE	RPI	RPI	RPI	RPI
DIV. I ONLY	18- 6	48	8- 2	159	98	74	74	12	12	
DIV. I NON-CONF.	9- 4	82	1- 0	128	55	71	71	10	10	

TOTALS	RPI 1-25	RPI 26-50	W-L RECORDS	RPI 51-100	RPI 101-999	RPI 201+				
18- 6	0- 1	1- 1	OVERALL	4- 3	13- 1	8- 0				
12- 2	0- 1	1- 1	HOME	3- 0	8- 0	4- 0				
6- 4	0- 0	0- 0	AWAY	1- 3	5- 1	4- 0				
0- 0	0- 0	0- 0	NEUTRAL	0- 0	0- 0	0- 0				
9- 4	0- 1	1- 0	NON-CONFERENCE	2- 2	6- 1	3- 0				
7- 1	0- 1	1- 0	HOME	1- 0	5- 0	2- 0				
2- 3	0- 0	0- 0	AWAY	1- 2	1- 1	1- 0				
0- 0	0- 0	0- 0	NEUTRAL	0- 0	0- 0	0- 0				
9- 2	0- 0	0- 1	CONFERENCE	2- 1	7- 0	5- 0				
5- 1	0- 0	0- 1	HOME	2- 0	3- 0	2- 0				
4- 1	0- 0	0- 0	AWAY	0- 1	4- 0	3- 0				
0- 0	0- 0	0- 0	NEUTRAL	0- 0	0- 0	0- 0				

RPI 1-25				RPI 26-50				RPI 51-100				RPI 101+			
RPI	S	Opponent	Score	RPI	S	Opponent	Score	RPI	S	Opponent	Score	RPI	S	Opponent	Score
11	H	UCLA	30 67	32	H	Northern Colo.	48 33	60	A	St. John's (NY)	67 64	111	A	George Mason	67 62
				47	H	Dayton	62 63	66	H	UC Davis	70 62	132	H	Bucknell	71 62
								78	A	Penn St.	60 65	146	H	Pittsburgh	58 55
								81	A	Albany (NY)	52 59	156	H	Davidson	66 58
								93	H	George Washington	61 50	158	H	Hartford	69 44
								99	A	Saint Louis	85 91	199	A	Boston College	52 55
								99	H	Saint Louis	66 63	211	A	Richmond	43 38
												243	H	St. Bonaventure	72 48
												252	A	Manhattan	54 48
												288	A	Massachusetts	62 51
												292	A	VCU	64 54
												326	H	UMBC	55 46
												331	H	Rhode Island	76 64
												338	H	Iona	78 48
LAST 12 Division I GAMES:															
331	H	Rhode Island	76 64	292	A	VCU	64 54								
99	A	Saint Louis	85 91	156	H	Davidson	66 58								
111	A	George Mason	67 62	99	H	Saint Louis	66 63								
243	H	St. Bonaventure	72 48	288	A	Massachusetts	62 51								
211	A	Richmond	43 38	93	H	George Washington	61 50								
47	H	Dayton	62 63	66	H	UC Davis	70 62								

Non-Div I Games:

Fordham

Average RPI Win:	290	WON-LOST	WINNING	LAST 10	STRENGTH OF	OPP. STRENGTH	TEAM	ADJ.	CONF.	ADJ CONF.
Average RPI Loss:	164	RECORD	PCT. RANK	GAMES	SCHEDULE	OF SCHEDULE	RPI	RPI	RPI	RPI
DIV. I ONLY	3- 18	322	1- 9	155	263	315	315	14	14	
DIV. I NON-CONF.	2- 8	290	0- 1	291	307	336	336	17	17	

TOTALS	RPI 1-25	RPI 26-50	W-L RECORDS	RPI 51-100	RPI 101-999	RPI 201+				
3- 18	0- 0	0- 2	OVERALL	0- 3	3- 13	3- 6				
3- 6	0- 0	0- 0	HOME	0- 1	3- 5	3- 1				
0- 12	0- 0	0- 2	AWAY	0- 2	0- 8	0- 5				
0- 0	0- 0	0- 0	NEUTRAL	0- 0	0- 0	0- 0				
2- 8	0- 0	0- 1	NON-CONFERENCE	0- 1	2- 6	2- 5				
2- 2	0- 0	0- 0	HOME	0- 0	2- 2	2- 1				
0- 6	0- 0	0- 1	AWAY	0- 1	0- 4	0- 4				
0- 0	0- 0	0- 0	NEUTRAL	0- 0	0- 0	0- 0				
1- 10	0- 0	0- 1	CONFERENCE	0- 2	1- 7	1- 1				
1- 4	0- 0	0- 0	HOME	0- 1	1- 3	1- 0				
0- 6	0- 0	0- 1	AWAY	0- 1	0- 4	0- 1				
0- 0	0- 0	0- 0	NEUTRAL	0- 0	0- 0	0- 0				

RPI 1-25				RPI 26-50				RPI 51-100				RPI 101+				Team's RPI: 315
RPI	S	Opponent	Score	RPI	S	Opponent	Score	RPI	S	Opponent	Score	RPI	S	Opponent	Score	
				34	A	Michigan	45 77	69	A	Belmont	42 74	102	A	Western Ill.	44 91	
				40	A	South Dakota St.	49 105	72	A	South Dakota	43 85	102	H	Western Ill.	64 100	
								72	H	South Dakota	60 79	113	H	Milwaukee	48 60	
												187	A	Denver	65 86	
												187	H	Denver	55 73	
												198	A	Oral Roberts	45 66	
												198	H	Oral Roberts	48 73	
												205	A	Illinois	50 64	
												214	A	Xavier	50 62	
												230	H	Omaha	76 65	
												270	A	North Dakota St.	56 72	
												281	A	Coastal Caro.	58 67	
												290	A	Valparaiso	50 68	
												295	H	Loyola Chicago	79 70	
												313	H	Ill.-Chicago	51 67	
												344	H	Eastern Ill.	93 77	

LAST 12 Division I GAMES:																
				72	H	South Dakota	60 79	72	A	South Dakota	43 85					
				187	A	Denver	65 86	230	H	Omaha	76 65					
				198	A	Oral Roberts	45 66	187	H	Denver	55 73					
				40	A	South Dakota St.	49 105	198	H	Oral Roberts	48 73					
				270	A	North Dakota St.	56 72	102	H	Western Ill.	64 100					
				102	A	Western Ill.	44 91	290	A	Valparaiso	50 68					

Non-Div I Games: Quincy 73 72 Maryville (MO) 70 76 Findlay 55 75

Fort Wayne

Average RPI Win:	204	WON-LOST	WINNING	LAST 10	STRENGTH OF	OPP. STRENGTH	TEAM	ADJ.	CONF.	ADJ CONF.
Average RPI Loss:	172	RECORD	PCT. RANK	GAMES	SCHEDULE	OF SCHEDULE	RPI	RPI	RPI	RPI
DIV. I ONLY	14- 10	122	7- 3	208	169	142	142	16	16	
DIV. I NON-CONF.	5- 6	187	0- 0	131	257	188	188	15	15	

TOTALS	RPI 1-25	RPI 26-50	W-L RECORDS	RPI 51-100	RPI 101-999	RPI 201+				
14- 10	0- 0	0- 1	OVERALL	2- 1	12- 8	7- 3				
10- 2	0- 0	0- 1	HOME	1- 0	9- 1	4- 1				
4- 8	0- 0	0- 0	AWAY	1- 1	3- 7	3- 2				
0- 0	0- 0	0- 0	NEUTRAL	0- 0	0- 0	0- 0				
5- 6	0- 0	0- 1	NON-CONFERENCE	0- 0	5- 5	2- 2				
4- 2	0- 0	0- 1	HOME	0- 0	4- 1	1- 1				
1- 4	0- 0	0- 0	AWAY	0- 0	1- 4	1- 1				
0- 0	0- 0	0- 0	NEUTRAL	0- 0	0- 0	0- 0				
9- 4	0- 0	0- 0	CONFERENCE	2- 1	7- 3	5- 1				
6- 0	0- 0	0- 0	HOME	1- 0	5- 0	3- 0				
3- 4	0- 0	0- 0	AWAY	1- 1	2- 3	2- 1				
0- 0	0- 0	0- 0	NEUTRAL	0- 0	0- 0	0- 0				

RPI	S	Opponent	Score	RPI	S	Opponent	Score	RPI	S	Opponent	Score	RPI	S	Opponent	Score
33	H	Arizona St.	49 81	77	H	Wyoming	60 47	121	H	Colorado St.	56 45	147	A	Texas St.	59 76
				82	A	New Mexico	75 88	150	H	Pacific	81 70	161	H	Weber St.	81 78
				91	A	UNLV	74 72	162	A	San Francisco	62 70	174	A	Boise St.	66 75
								186	A	Nevada	73 90	186	H	Nevada	68 55
								189	H	Eastern Wash.	81 56	192	A	UT Arlington	54 67
								212	A	CSUN	72 85	213	A	UC Santa Barbara	64 57
								227	H	Montana	61 58	233	H	UC Riverside	56 68
								258	A	San Diego St.	66 60	258	H	San Diego St.	64 53
								297	A	Utah St.	52 60	297	H	Utah St.	57 56
								312	A	Air Force	64 58	312	H	Air Force	64 48
LAST 12 Division I GAMES:															
258	A	San Diego St.	66 60	258	H	San Diego St.	64 53								
77	H	Wyoming	60 47	82	A	New Mexico	75 88								
186	H	Nevada	68 55	174	A	Boise St.	66 75								
312	H	Air Force	64 48	121	H	Colorado St.	56 45								
297	A	Utah St.	52 60	297	H	Utah St.	57 56								
91	A	UNLV	74 72	312	A	Air Force	64 58								

Non-Div I Games:

Fresno St.

Average RPI Win: 219

Average RPI Loss: 159

WON-LOST
RECORDWINNING
PCT. RANKLAST 10
GAMESSTRENGTH OF
SCHEDULEOPP. STRENGTH
OF SCHEDULETEAM
RPIADJ.
RPICONF.
RPIADJ CONF.
RPIDIV. I ONLY
DIV. I NON-CONF.11- 11
7- 5169
1323- 6
0- 1217
277159
185185
151185
15117
1617
16

TOTALS

RPI 1-25

RPI 26-50

W-L RECORDS

RPI 51-100

RPI 101-999

RPI 201+

11- 11

0- 1

0- 0

OVERALL

2- 3

9- 7

7- 5

7- 2

0- 0

0- 0

HOME

1- 1

6- 1

4- 0

3- 8

0- 0

0- 0

AWAY

0- 0

3- 3

3- 2

1- 1

0- 0

0- 0

NEUTRAL

1- 0

0- 1

0- 1

7- 5

0- 1

0- 0

NON-CONFERENCE

1- 1

6- 3

5- 3

4- 0

0- 0

0- 0

HOME

0- 0

4- 0

3- 0

2- 4

0- 1

0- 0

AWAY

0- 1

2- 2

2- 2

1- 1

0- 0

0- 0

NEUTRAL

1- 0

0- 1

0- 1

4- 6

0- 0

0- 0

CONFERENCE

1- 2

3- 4

2- 2

3- 2

0- 0

0- 0

HOME

1- 1

2- 1

1- 0

1- 4

0- 0

0- 0

AWAY

0- 1

1- 3

1- 2

0- 0

0- 0

0- 0

NEUTRAL

0- 0

0- 0

0- 0

RPI 1-25

RPI 26-50

RPI 51-100

RPI 101+

Team's RPI: 185

RPI S Opponent Score
22 A Georgia 44 79

RPI S Opponent Score

RPI S Opponent Score
56 A Mercer 53 65
56 H Mercer 64 86
79 N Ohio 70 68
87 H Chattanooga 58 57
100 A North Carolina 56 84RPI S Opponent Score
141 H ETSU 57 69
156 H Davidson 65 62
171 A Samford 58 62
171 H Samford 45 41
214 N Xavier 62 75
217 A Gardner-Webb 57 71
234 A UNCG 74 76
234 H UNCG 55 54
247 A UNC Asheville 71 63
254 A Presbyterian 75 76
257 H Col. of Charleston 72 58
282 H UNCW 76 71
286 H Kennesaw St. 78 59
287 A Wofford 48 79
296 A USC Upstate 80 59
310 A Western Caro. 68 59

LAST 12 Division I GAMES:

234 H UNCG 55 54
171 A Samford 58 62
56 A Mercer 53 65
287 A Wofford 48 79
87 H Chattanooga 58 57
141 H ETSU 57 69234 A UNCG 74 76
310 A Western Caro. 68 59
56 H Mercer 64 86
171 H Samford 45 41
254 A Presbyterian 75 76
247 A UNC Asheville 71 63

Non-Div I Games:

Pfeiffer

102 51

Bob Jones

93 46

Converse

80 41

Furman

Loss, Non-Conf, S Site, H Home A Away N Neutral

Average RPI Win:	283	WON-LOST	WINNING	LAST 10	STRENGTH OF	OPP. STRENGTH	TEAM	ADJ.	CONF.	ADJ CONF.
Average RPI Loss:	183	RECORD	PCT. RANK	GAMES	SCHEDULE	OF SCHEDULE	RPI	RPI	RPI	RPI
DIV. I ONLY	3- 18	322	2- 8	200	306	325	325	23	23	
DIV. I NON-CONF.	1- 8	313	0- 0	149	336	296	296	23	23	

TOTALS	RPI 1-25	RPI 26-50	W-L RECORDS	RPI 51-100	RPI 101-999	RPI 201+				
3- 18	0- 0	0- 1	OVERALL	0- 2	3- 15	2- 9				
2- 8	0- 0	0- 0	HOME	0- 1	2- 7	1- 4				
1- 10	0- 0	0- 1	AWAY	0- 1	1- 8	1- 5				
0- 0	0- 0	0- 0	NEUTRAL	0- 0	0- 0	0- 0				
1- 8	0- 0	0- 1	NON-CONFERENCE	0- 2	1- 5	1- 4				
0- 5	0- 0	0- 0	HOME	0- 1	0- 4	0- 3				
1- 3	0- 0	0- 1	AWAY	0- 1	1- 1	1- 1				
0- 0	0- 0	0- 0	NEUTRAL	0- 0	0- 0	0- 0				
2- 10	0- 0	0- 0	CONFERENCE	0- 0	2- 10	1- 5				
2- 3	0- 0	0- 0	HOME	0- 0	2- 3	1- 1				
0- 7	0- 0	0- 0	AWAY	0- 0	0- 7	0- 4				
0- 0	0- 0	0- 0	NEUTRAL	0- 0	0- 0	0- 0				

RPI 1-25				RPI 26-50				RPI 51-100				RPI 101+				Team's RPI: 325
RPI	S	Opponent	Score	RPI	S	Opponent	Score	RPI	S	Opponent	Score	RPI	S	Opponent	Score	
				49	A	UCF	38 62	56	A	Mercer	45 72	103	H	Alabama	36 84	
								76	H	IUPUI	52 72	110	A	South Ala.	52 79	
												112	A	Little Rock	52 92	
												112	H	Little Rock	34 64	
												147	H	Texas St.	56 81	
												181	A	Troy	47 88	
												192	H	UT Arlington	73 68	
												207	H	Stony Brook	49 68	
												216	A	Arkansas St.	48 69	
												216	H	Arkansas St.	62 71	
												221	A	N. C. A&T	49 60	
												268	A	Appalachian St.	56 87	
												281	A	Coastal Caro.	51 54	
												286	H	Kennesaw St.	58 60	
												319	A	Georgia St.	56 71	
												321	A	South Carolina St.	61 58	
												336	H	La.-Monroe	75 45	
												341	H	Savannah St.	67 71	
LAST 12 Division I GAMES:																
336	H	La.-Monroe	75 45	268	A	Appalachian St.	56 87									
216	A	Arkansas St.	48 69	281	A	Coastal Caro.	51 54									
112	A	Little Rock	52 92	112	H	Little Rock	34 64									
192	H	UT Arlington	73 68	216	H	Arkansas St.	62 71									
147	H	Texas St.	56 81	110	A	South Ala.	52 79									
319	A	Georgia St.	56 71	181	A	Troy	47 88									

Non-Div I Games: Coastal Ga. 68 63 Thomas (GA) 79 51

Ga. Southern

Loss, Non-Conf, S Site, H Home A Away N Neutral

Average RPI Win:	261	WON-LOST	WINNING	LAST 10	STRENGTH OF	OPP. STRENGTH	TEAM	ADJ.	CONF.	ADJ CONF.
Average RPI Loss:	157	RECORD	PCT. RANK	GAMES	SCHEDULE	OF SCHEDULE	RPI	RPI	RPI	RPI
DIV. I ONLY	11- 9	142	4- 6	283	296	217	217	27	27	
DIV. I NON-CONF.	7- 2	50	0- 0	286	233	122	122	28	28	

TOTALS	RPI 1-25	RPI 26-50	W-L RECORDS	RPI 51-100	RPI 101-999	RPI 201+				
11- 9	0- 0	0- 1	OVERALL	0- 2	11- 6	8- 3				
6- 4	0- 0	0- 1	HOME	0- 1	6- 2	4- 2				
5- 5	0- 0	0- 0	AWAY	0- 0	5- 3	4- 1				
0- 0	0- 0	0- 0	NEUTRAL	0- 0	0- 0	0- 0				
7- 2	0- 0	0- 1	NON-CONFERENCE	0- 0	7- 1	5- 0				
4- 1	0- 0	0- 1	HOME	0- 0	4- 0	3- 0				
3- 1	0- 0	0- 0	AWAY	0- 0	3- 1	2- 0				
0- 0	0- 0	0- 0	NEUTRAL	0- 0	0- 0	0- 0				
4- 7	0- 0	0- 0	CONFERENCE	0- 2	4- 5	3- 3				
2- 3	0- 0	0- 0	HOME	0- 1	2- 2	1- 2				
2- 4	0- 0	0- 0	AWAY	0- 1	2- 3	2- 1				
0- 0	0- 0	0- 0	NEUTRAL	0- 0	0- 0	0- 0				

RPI 1-25				RPI 26-50				RPI 51-100				RPI 101+ Team's RPI: 217			
RPI	S	Opponent	Score	RPI	S	Opponent	Score	RPI	S	Opponent	Score	RPI	S	Opponent	Score
				49	H	UCF	30 65	96	A	Liberty	41 59	106	A	Kentucky	34 72
								96	H	Liberty	60 85	156	A	Davi dson	70 65
												159	A	Radford	46 66
												159	H	Radford	69 53
												160	A	Hi gh Point	80 83
												185	H	Furman	71 57
												204	A	Morehead St.	68 60
												245	H	Campbell	44 73
												247	H	UNC Asheville	60 61
												254	A	Presbyteri an	69 72
												283	A	Mt. St. Mary's	75 67
												287	H	Wofford	73 55
												296	H	USC Upstate	60 39
												302	H	Charleston So.	68 52
												310	H	Western Caro.	70 67
												340	A	Winthrop	66 59
												349	A	Longwood	61 54

LAST 12 Division I GAMES:															
				96	A	Liberty	41 59	254	A	Presbyteri an	69 72				
				159	A	Radford	46 66	96	H	Liberty	60 85				
				247	H	UNC Asheville	60 61	349	A	Longwood	61 54				
				340	A	Winthrop	66 59	159	H	Radford	69 53				
				245	H	Campbell	44 73	160	A	Hi gh Point	80 83				
				302	H	Charleston So.	68 52	310	H	Western Caro.	70 67				

Non-Div I Games: Montreat 83 26 Converse 82 59 Pfeiffer 72 53

Gardner-Webb

Average RPI Win:	233	WON-LOST	WINNING	LAST 10	STRENGTH OF	OPP. STRENGTH	TEAM	ADJ.	CONF.	ADJ CONF.
Average RPI Loss:	77	RECORD	PCT. RANK	GAMES	SCHEDULE	OF SCHEDULE	RPI	RPI	RPI	RPI
DIV. I ONLY	18- 7	57	6- 4	254	158	111	111	12	12	
DIV. I NON-CONF.	11- 3	46	1- 0	274	280	99	99	10	10	

TOTALS	RPI 1-25	RPI 26-50	W-L RECORDS	RPI 51-100	RPI 101-999	RPI 201+				
18- 7	0- 0	0- 1	OVERALL	3- 5	15- 1	13- 0				
12- 2	0- 0	0- 0	HOME	2- 2	10- 0	9- 0				
5- 5	0- 0	0- 0	AWAY	0- 1	5- 1	4- 0				
1- 0	0- 0	0- 0	NEUTRAL	1- 0	0- 0	0- 0				
11- 3	0- 0	0- 1	NON-CONFERENCE	2- 1	9- 1	9- 0				
9- 0	0- 0	0- 0	HOME	1- 0	8- 0	8- 0				
1- 3	0- 0	0- 1	AWAY	0- 1	1- 1	1- 0				
1- 0	0- 0	0- 0	NEUTRAL	1- 0	0- 0	0- 0				
7- 4	0- 0	0- 0	CONFERENCE	1- 4	6- 0	4- 0				
3- 2	0- 0	0- 0	HOME	1- 2	2- 0	1- 0				
4- 2	0- 0	0- 0	AWAY	0- 2	4- 0	3- 0				
0- 0	0- 0	0- 0	NEUTRAL	0- 0	0- 0	0- 0				

RPI	S	Opponent	Score	RPI	S	Opponent	Score	RPI	S	Opponent	Score	RPI	S	Opponent	Score	Team's RPI: 111
34	A	Michigan	61 75	51	A	Houston	73 82	138	A	Colorado	61 76	156	H	Davi dson	74 61	
				55	A	Duquesne	64 71	211	H	Saint Joseph's	65 57	220	A	Loyol a Maryland	77 56	
				65	H	Ameri can	71 53	222	H	Richmond	80 72	225	H	Southeast Mo. St.	57 38	
				74	H	Fordham	62 67	243	A	La Salle	69 56	253	A	St. Bonaventure	76 63	
				90	N	Drake	87 75	277	H	Illinois St.	56 37	304	H	LIU Brookl yn	73 70	
				93	A	George Washi ngton	52 62	305	H	Old Domi ni on	66 53	322	H	UMES	82 68	
				93	H	George Washi ngton	61 65	326	H	Eastern Ky.	64 41	331	A	UMBC	58 38	
				99	H	Sai nt Loui s	81 72	331	A	Rhode Island	92 53	349	H	Longwood	60 41	

LAST 12 Di vi si on I GAMES:																
93	H	George Washington	61 65	211	H	Richmond	77 56	305	H	UMES	82 68	322	H	Eastern Ky.	64 41	
188	A	Saint Joseph's	65 57	331	A	Rhode Island	92 53	326	H	UMBC	58 38	331	A	Rhode Island	92 53	
243	A	St. Bonaventure	76 63	93	A	George Washington	52 62	349	H	Longwood	60 41					
74	H	Fordham	62 67	225	A	La Salle	69 56									
99	H	Saint Louis	81 72	156	H	Davi dson	74 61									
55	A	Duquesne	64 71													

Non-Di v I Games:

George Mason

Average RPI	Win: 200	WON-LOST	WINNING	LAST 10	STRENGTH OF	OPP. STRENGTH	TEAM	ADJ.	CONF.	ADJ CONF.
Average RPI	Loss: 55	RECORD	PCT. RANK	GAMES	SCHEDULE	OF SCHEDULE	RPI	RPI	RPI	RPI
DIV. I ONLY	12- 11	160	7- 3	44	103	93	93	12	12	
DIV. I NON-CONF.	5- 7	212	1- 0	18	50	106	106	10	10	

TOTALS	RPI 1-25	RPI 26-50	W-L RECORDS	RPI 51-100	RPI 101-999	RPI 201+				
12- 11	0- 1	0- 5	OVERALL	1- 4	11- 1	6- 0				
6- 6	0- 0	0- 3	HOME	1- 2	5- 1	2- 0				
6- 5	0- 0	0- 0	AWAY	0- 0	6- 0	4- 0				
0- 0	0- 0	0- 0	NEUTRAL	0- 0	0- 0	0- 0				
5- 7	0- 1	0- 4	NON-CONFERENCE	1- 1	4- 1	2- 0				
3- 4	0- 0	0- 3	HOME	1- 0	2- 1	0- 0				
2- 3	0- 1	0- 1	AWAY	0- 1	2- 0	2- 0				
0- 0	0- 0	0- 0	NEUTRAL	0- 0	0- 0	0- 0				
7- 4	0- 0	0- 1	CONFERENCE	0- 3	7- 0	4- 0				
3- 2	0- 0	0- 0	HOME	0- 2	3- 0	2- 0				
4- 2	0- 0	0- 1	AWAY	0- 1	4- 0	2- 0				
0- 0	0- 0	0- 0	NEUTRAL	0- 0	0- 0	0- 0				

RPI 1-25				RPI 26-50				RPI 51-100				Team's RPI : 93				RPI 101+			
RPI	S	Opponent	Score	RPI	S	Opponent	Score	RPI	S	Opponent	Score	RPI	S	Opponent	Score	RPI	S	Opponent	Score
14	A	Maryl and	54 80	28	H	South Fla.	78 83	55	H	Duquesne	53 54	111	A	George Mason	65 61				
				36	A	Princeton	52 72	56	A	Mercer	44 61	111	H	George Mason	62 52				
				37	H	Syracuse	62 74	65	H	Ameri can	61 44	120	H	Georgetown	65 54				
				40	H	South Dakota St.	88 97	74	A	Fordham	50 61	124	H	Vanderbi l t	59 69				
				47	A	Dayton	55 66	99	H	Sai nt Loui s	69 72	156	A	Davi dson	53 48				
												184	H	Wi sconsi n	61 46				
												225	H	La Salle	60 45				
												243	A	St. Bonaventure	63 56				
												259	A	Towson	66 43				
												292	A	VCU	61 39				
												300	A	Monmouth	59 45				
												331	H	Rhode Isl and	65 52				
LAST 12 Division I GAMES:																			
111	A	George Mason	65 61	156	A	Davi dson	53 48												
243	A	St. Bonaventure	63 56	55	H	Duquesne	53 54												
225	H	La Salle	60 45	111	H	George Mason	62 52												
99	H	Saint Louis	69 72	292	A	VCU	61 39												
331	H	Rhode Island	65 52	74	A	Fordham	50 61												
47	A	Dayton	55 66	300	A	Monmouth	59 45												

Average RPI Win:	189	WON-LOST	WINNING	LAST 10	STRENGTH OF	OPP. STRENGTH	TEAM	ADJ.	CONF.	ADJ CONF.
Average RPI Loss:	60	RECORD	PCT. RANK	GAMES	SCHEDULE	OF SCHEDULE	RPI	RPI	RPI	RPI
DIV. I ONLY	11- 12	189	4- 6	105	39	120	120	6	6	
DIV. I NON-CONF.	5- 5	170	0- 0	225	44	165	165	6	6	

TOTALS	RPI 1-25	RPI 26-50	W-L RECORDS	RPI 51-100	RPI 101-999	RPI 201+				
11- 12	0- 4	1- 2	OVERALL	0- 4	10- 2	6- 0				
5- 4	0- 2	1- 1	HOME	0- 0	4- 1	3- 0				
5- 6	0- 2	0- 1	AWAY	0- 2	5- 1	3- 0				
1- 2	0- 0	0- 0	NEUTRAL	0- 2	1- 0	0- 0				
5- 5	0- 1	0- 1	NON-CONFERENCE	0- 3	5- 0	4- 0				
2- 1	0- 0	0- 1	HOME	0- 0	2- 0	2- 0				
2- 2	0- 1	0- 0	AWAY	0- 1	2- 0	2- 0				
1- 2	0- 0	0- 0	NEUTRAL	0- 2	1- 0	0- 0				
6- 7	0- 3	1- 1	CONFERENCE	0- 1	5- 2	2- 0				
3- 3	0- 2	1- 0	HOME	0- 0	2- 1	1- 0				
3- 4	0- 1	0- 1	AWAY	0- 1	3- 1	1- 0				
0- 0	0- 0	0- 0	NEUTRAL	0- 0	0- 0	0- 0				

RPI 1-25				RPI 26-50				RPI 51-100				RPI 101+				Team's RPI: 120
RPI	S	Opponent	Score	RPI	S	Opponent	Score	RPI	S	Opponent	Score	RPI	S	Opponent	Score	
21	A	NC State	49 63	31	H	Marquette	85 58	60	A	St. John's (NY)	41 64	101	A	Butler	63 52	
24	H	DePaul	62 78	39	A	Creighton	58 69	87	N	Chattanooga	41 54	101	H	Butler	57 66	
25	A	Villanova	67 68	48	H	Minnesota	63 73	92	N	Auburn	40 60	105	A	Seton Hall	65 70	
25	H	Villanova	58 60					93	A	George Washington	54 65	105	H	Seton Hall	71 52	
												183	N	Northwestern	55 54	
												190	A	Providence	75 43	
												214	A	Xavier	65 48	
												214	H	Xavier	65 60	
												220	A	Loyola Maryland	72 54	
												235	H	Howard	93 41	
												292	A	VCU	71 59	
												299	H	FIU	77 56	

LAST 12 Division I GAMES:																
105	H	Seton Hall	71 52	105	A	Seton Hall	65 70									
25	A	Villanova	67 68	60	A	St. John's (NY)	41 64									
214	A	Xavier	65 48	25	H	Villanova	58 60									
101	A	Butler	63 52	101	H	Butler	57 66									
24	H	DePaul	62 78	214	H	Xavier	65 60									
31	H	Marquette	85 58	39	A	Creighton	58 69									

Non-Div I Games:

Georgetown

Average RPI Win: 144

Average RPI Loss: 13

WON-LOST
RECORDWINNING
PCT. RANKLAST 10
GAMESSTRENGTH OF
SCHEDULEOPP. STRENGTH
OF SCHEDULETEAM
RPIADJ.
RPICONF.
RPIADJ CONF.
RPIDIV. I ONLY
DIV. I NON-CONF.21- 3
12- 19
69- 1
1- 072
11333
12322
2822
282
22
2

TOTALS

RPI 1-25

RPI 26-50

W-L RECORDS

RPI 51-100

RPI 101-999

RPI 201+

21- 3

2- 2

1- 1

OVERALL

5- 0

13- 0

6- 0

13- 2

1- 2

0- 0

HOME

4- 0

8- 0

5- 0

8- 1

1- 0

1- 1

AWAY

1- 0

5- 0

1- 0

0- 0

0- 0

0- 0

NEUTRAL

0- 0

0- 0

0- 0

12- 1

0- 1

1- 0

NON-CONFERENCE

3- 0

8- 0

6- 0

8- 1

0- 1

0- 0

HOME

2- 0

6- 0

5- 0

4- 0

0- 0

1- 0

AWAY

1- 0

2- 0

1- 0

0- 0

0- 0

0- 0

NEUTRAL

0- 0

0- 0

0- 0

9- 2

2- 1

0- 1

CONFERENCE

2- 0

5- 0

0- 0

5- 1

1- 1

0- 0

HOME

2- 0

2- 0

0- 0

4- 1

1- 0

0- 1

AWAY

0- 0

3- 0

0- 0

0- 0

0- 0

0- 0

NEUTRAL

0- 0

0- 0

0- 0

RPI 1-25

Team's RPI: 22

RPI 26-50

RPI 51-100

RPI 101+

RPI	S	Opponent	Score
3	H	Mississippi St.	62 86
9	H	Texas	53 81
15	A	Texas A&M	92 84
19	H	Missouri	62 50

RPI	S	Opponent	Score
27	A	LSU	60 71
30	A	Virginia	64 61

RPI	S	Opponent	Score
56	A	Mercer	72 54
67	H	Georgia Tech	60 53
92	H	Auburn	60 48
94	H	Arkansas	78 65
98	H	Wright St.	87 71

RPI	S	Opponent	Score
106	A	Kentucky	56 42
122	H	Ole Miss	69 45
123	A	BYU	79 63
124	A	Vanderbilt	81 52
124	H	Vanderbilt	67 55
170	A	Florida	66 57
185	H	Furman	79 44
221	A	N.C. A&T	73 63
228	H	North Florida	75 37
235	H	Howard	87 47
287	H	Wofford	95 56
309	H	Tennessee Tech	56 48
310	H	Western Caro.	76 50

LAST 12 Division I GAMES:

124	H	Vanderbilt	67 55
122	H	Ole Miss	69 45
27	A	LSU	60 71
170	A	Florida	66 57
19	H	Missouri	62 50
92	H	Auburn	60 48

15	A	Texas A&M	92 84
94	H	Arkansas	78 65
106	A	Kentucky	56 42
124	A	Vanderbilt	81 52
3	H	Mississippi St.	62 86
228	H	North Florida	75 37

Non-Div I Games:

Georgia

Average RPI Win:	273	WON-LOST	WINNING	LAST 10	STRENGTH OF	OPP. STRENGTH	TEAM	ADJ.	CONF.	ADJ CONF.
Average RPI Loss:	169	RECORD	PCT. RANK	GAMES	SCHEDULE	OF SCHEDULE	RPI	RPI	RPI	RPI
DIV. I ONLY	3- 18	322	1- 9	169	220	319	319	23	23	
DIV. I NON-CONF.	2- 7	286	0- 0	169	122	279	279	23	23	

TOTALS	RPI 1-25	RPI 26-50	W-L RECORDS	RPI 51-100	RPI 101-999	RPI 201+				
3- 18	0- 1	0- 0	OVERALL	0- 2	3- 15	3- 6				
3- 7	0- 0	0- 0	HOME	0- 1	0- 0	0- 0				
0- 11	0- 0	0- 0	AWAY	0- 0	0- 0	0- 0				
0- 0	0- 0	0- 0	NEUTRAL	0- 0	0- 0	0- 0				
2- 7	0- 1	0- 0	NON-CONFERENCE	0- 2	2- 4	2- 2				
2- 2	0- 0	0- 0	HOME	0- 1	2- 1	2- 0				
0- 5	0- 1	0- 0	AWAY	0- 1	0- 3	0- 2				
0- 0	0- 0	0- 0	NEUTRAL	0- 0	0- 0	0- 0				
1- 11	0- 0	0- 0	CONFERENCE	0- 0	1- 11	1- 4				
1- 5	0- 0	0- 0	HOME	0- 0	1- 5	1- 1				
0- 6	0- 0	0- 0	AWAY	0- 0	0- 6	0- 3				
0- 0	0- 0	0- 0	NEUTRAL	0- 0	0- 0	0- 0				

RPI 1-25				RPI 26-50				RPI 51-100				RPI 101+				Team's RPI: 319
RPI	S	Opponent	Score	RPI	S	Opponent	Score	RPI	S	Opponent	Score	RPI	S	Opponent	Score	
3	A	Mississippi St.	50 106					52	H	Western Ky.	63 74	110	A	South Ala.	52 88	
								67	A	Georgia Tech	51 75	112	A	Little Rock	47 54	
												112	H	Little Rock	50 65	
												147	H	Texas St.	63 83	
												155	H	Louisiana	60 75	
												170	A	Florida	66 82	
												181	A	Troy	86 90	
												192	H	UT Arlington	76 81	
												193	H	Fla. Atlantic	50 82	
												203	H	Jacksonville St.	55 41	
												216	A	Arkansas St.	63 76	
												216	H	Arkansas St.	58 75	
												268	A	Appalachian St.	62 77	
												281	A	Coastal Caro.	49 64	
												282	A	UNCW	62 74	
												286	A	Kennesaw St.	61 71	
												292	H	VCU	61 56	
												325	H	Ga. Southern	71 56	
LAST 12 Division I GAMES:																
155	H	Louisiana	60 75	281	A	Coastal Caro.	49 64									
112	A	Little Rock	47 54	268	A	Appalachian St.	62 77									
216	A	Arkansas St.	63 76	216	H	Arkansas St.	58 75									
147	H	Texas St.	63 83	112	H	Little Rock	50 65									
192	H	UT Arlington	76 81	181	A	Troy	86 90									
325	H	Ga. Southern	71 56	110	A	South Ala.	52 88									

Non-Div I Games: Allen 101 56 North Greenville 91 89

Georgia St.

Average RPI Loss: 34

DIV. I ONLY	15- 10	115	3- 7	29	64	67	67	1	1
DIV. I NON-CONF.	11- 2	22	0- 0	67	254	27	27	1	1
TOTALS	RPI 1-25	RPI 26-50	W-L RECORDS	RPI 51-100	RPI 101-999	RPI 201+			
15- 10	0- 6	2- 2	OVERALL	1- 1	12- 1	5- 0			
11- 3	0- 2	1- 1	HOME	0- 0	10- 0	4- 0			
3- 6	0- 3	1- 1	AWAY	0- 1	2- 1	1- 0			
1- 1	0- 1	0- 0	NEUTRAL	1- 0	0- 0	0- 0			
11- 2	0- 2	2- 0	NON-CONFERENCE	1- 0	8- 0	5- 0			
8- 0	0- 0	1- 0	HOME	0- 0	7- 0	4- 0			
2- 1	0- 1	1- 0	AWAY	0- 0	1- 0	1- 0			
1- 1	0- 1	0- 0	NEUTRAL	1- 0	0- 0	0- 0			
4- 8	0- 4	0- 2	CONFERENCE	0- 1	4- 1	0- 0			
3- 3	0- 2	0- 1	HOME	0- 0	3- 0	0- 0			
1- 5	0- 2	0- 1	AWAY	0- 1	1- 1	0- 0			
0- 0	0- 0	0- 0	NEUTRAL	0- 0	0- 0	0- 0			

RPI 1-25					RPI 26-50					RPI 51-100					Team's RPI: 67					RPI 101+				
RPI	S	Opponent	Score		RPI	S	Opponent	Score		RPI	S	Opponent	Score		RPI	S	Opponent	Score		RPI	S	Opponent	Score	
2	H	Notre Dame	54	77	30	H	Vi rgi ni a	56	62	54	A	Vi rgi ni a Tech	62	68	104	H	Wake Forest	79	67					
4	H	Loui sville	71	74	36	A	Pri nceton	67	56	80	N	Penn	69	55	117	H	Middle Tenn.	48	45					
7	N	Bayl or	57	80	37	A	Syracuse	77	88						139	A	Cl emson	60	48					
16	A	Duke	59	77	42	H	Purdue	68	55						139	H	Cl emson	66	33					
21	A	NC State	43	56											146	A	Pi ttsburgh	62	68					
22	A	Georgia	53	60											163	H	Southern Mi ss.	63	44					
															192	H	UT Ar lington	80	52					
															199	H	Boston Colle ge	67	43					
															268	A	Appal achi an St.	75	41					
															286	H	Kennesaw St.	86	48					
															302	H	Charleston So.	78	51					
															319	H	Georgi a St.	75	51					
															321	H	South Carolina St.	86	40					
LAST 12 Division I GAMES:																								
					199	H	Boston Colle ge	67	43	146	A	Pi ttsburgh	62	68										
					139	A	Cl emson	60	48	21	A	NC State	43	56										
					16	A	Duke	59	77	2	H	Notre Dame	54	77										
					30	H	Vi rgi ni a	56	62	37	A	Syracuse	77	88										
					54	A	Vi rgi ni a Tech	62	68	139	H	Cl emson	66	33										
					104	H	Wake Forest	79	67	4	H	Loui sville	71	74										

Georgi a Tech

Average RPI Win: **180**
 Average RPI Loss: **76**

WON-LOST
RECORD

WINNING
PCT. RANK

LAST 10
GAMES

STRENGTH OF
SCHEDULE

OPP. STRENGTH
OF SCHEDULE

TEAM
RPI

ADJ.
RPI

CONF.
RPI

ADJ CONF.
RPI

DIV. I ONLY	20- 4	14	10- 0	114	137	41	41	13	13
DIV. I NON-CONF.	7- 4	102	0- 0	24	129	52	52	11	11
TOTALS	RPI 1-25	RPI 26-50	W-L RECORDS	RPI 51-100	RPI 101-999	RPI 201+			
20- 4	0- 1	0- 0	OVERALL	2- 2	18- 1	7- 0			
10- 1	0- 0	0- 0	HOME	0- 1	10- 0	3- 0			
9- 1	0- 0	0- 0	AWAY	2- 0	7- 1	4- 0			
1- 2	0- 1	0- 0	NEUTRAL	0- 1	1- 0	0- 0			
7- 4	0- 1	0- 0	NON-CONFERENCE	1- 2	6- 1	1- 0			
4- 1	0- 0	0- 0	HOME	0- 1	4- 0	0- 0			
2- 1	0- 0	0- 0	AWAY	1- 0	1- 1	1- 0			
1- 2	0- 1	0- 0	NEUTRAL	0- 1	1- 0	0- 0			
13- 0	0- 0	0- 0	CONFERENCE	1- 0	12- 0	6- 0			
6- 0	0- 0	0- 0	HOME	0- 0	6- 0	3- 0			
7- 0	0- 0	0- 0	AWAY	1- 0	6- 0	3- 0			
0- 0	0- 0	0- 0	NEUTRAL	0- 0	0- 0	0- 0			

RPI 1-25				RPI 26-50				Team's RPI: 41				RPI 51-100				RPI 101+			
RPI	S	Opponent	Score	RPI	S	Opponent	Score					RPI	S	Opponent	Score	RPI	S	Opponent	Score
24	N	DePaul	71 88									69	N	Belmont	63 71	102	H	Western Ill.	80 65
												84	A	Saint Mary's (CA)	73 65	121	A	Colorado St.	49 65
												86	A	Washington St.	64 56	123	A	BYU	84 70
												91	H	UNLV	50 52	131	H	Saint Francis (PA)	97 74
																134	N	Kent St.	77 57
																136	H	Loyola Marymount	77 67
																148	H	Portland St.	91 52
																150	A	Pacific	99 72
																150	H	Pacific	90 66
																162	A	San Francisco	81 57
																162	H	San Francisco	74 47
																189	H	Eastern Wash.	69 45
																202	A	San Diego	63 44
																227	A	Montana	70 55
																242	H	Pepperdine	73 51
																274	A	Santa Clara	63 51
																274	H	Santa Clara	71 44
																314	A	Portland	70 56
																314	H	Portland	75 36
LAST 12 Division I GAMES:																			
150	H	Pacific	90 66	84	A	Saint Mary's (CA)	73 65												
123	A	BYU	84 70	162	H	San Francisco	74 47												
202	A	San Diego	63 44	314	A	Portland	70 56												
162	A	San Francisco	81 57	136	H	Loyola Marymount	77 67												
314	H	Portland	75 36	242	H	Pepperdine	73 51												
274	H	Santa Clara	71 44	274	A	Santa Clara	63 51												

Non-Div I Games:

Gonzaga

Average RPI Win:	289	WON-LOST	WINNING	LAST 10	STRENGTH OF	OPP. STRENGTH	TEAM	ADJ.	CONF.	ADJ CONF.
Average RPI Loss:	164	RECORD	PCT. RANK	GAMES	SCHEDULE	OF SCHEDULE	RPI	RPI	RPI	RPI
DIV. I ONLY	11- 11	169	7- 3	324	267	246	246	32	32	
DIV. I NON-CONF.	3- 8	268	0- 1	268	97	274	274	32	32	

TOTALS	RPI 1-25	RPI 26-50	W-L RECORDS	RPI 51-100	RPI 101-999	RPI 201+				
11- 11	0- 1	0- 0	OVERALL	0- 2	11- 8	10- 4				
7- 2	0- 1	0- 0	HOME	0- 0	7- 1	6- 1				
4- 8	0- 0	0- 0	AWAY	0- 0	4- 1	4- 1				
0- 1	0- 0	0- 0	NEUTRAL	0- 1	0- 0	0- 0				
3- 8	0- 1	0- 0	NON-CONFERENCE	0- 2	3- 5	3- 2				
2- 1	0- 1	0- 0	HOME	0- 0	2- 0	2- 0				
1- 6	0- 0	0- 0	AWAY	0- 1	1- 5	1- 2				
0- 1	0- 0	0- 0	NEUTRAL	0- 1	0- 0	0- 0				
8- 3	0- 0	0- 0	CONFERENCE	0- 0	8- 3	7- 2				
5- 1	0- 0	0- 0	HOME	0- 0	5- 1	4- 1				
3- 2	0- 0	0- 0	AWAY	0- 0	3- 2	3- 1				
0- 0	0- 0	0- 0	NEUTRAL	0- 0	0- 0	0- 0				

RPI 1-25				RPI 26-50				RPI 51-100				RPI 101+ Team's RPI: 246			
RPI	S	Opponent	Score	RPI	S	Opponent	Score	RPI	S	Opponent	Score	RPI	S	Opponent	Score
6	H	Florida St.	53 96					94	A	Arkansas	62 79	103	A	Alabama	49 73
								100	N	North Carolina	63 79	167	A	Southern U.	44 63
												167	H	Southern U.	79 71
												173	A	Louisiana Tech	53 64
												177	A	Memphis	48 57
												214	A	Xavier	67 72
												216	A	Arkansas St.	56 76
												250	H	Texas Southern	63 73
												262	A	McNeese	75 60
												264	H	Prairie View	81 79
												276	A	Alcorn	75 68
												276	H	Alcorn	68 51
												289	H	Southeastern La.	61 52
												306	A	Jackson St.	70 82
												308	H	Alabama A&M	78 49
												317	H	Alabama St.	93 71
												336	H	La.-Monroe	61 52
												337	A	Ark.-Pine Bluff	66 57
												342	A	Mississippi Val.	64 62
LAST 12 Division I GAMES:															
276	H	Alcorn	68 51	264	H	Prairie View	81 79								
167	H	Southern U.	79 71	276	A	Alcorn	75 68								
342	A	Mississippi Val.	64 62	167	A	Southern U.	44 63								
337	A	Ark.-Pine Bluff	66 57	317	H	Alabama St.	93 71								
306	A	Jackson St.	70 82	308	H	Alabama A&M	78 49								
250	H	Texas Southern	63 73	94	A	Arkansas	62 79								

Non-Div I Games:

Grambling

Average RPI Win:	297	WON-LOST	WINNING	LAST 10	STRENGTH OF	OPP. STRENGTH	TEAM	ADJ.	CONF.	ADJ CONF.
Average RPI Loss:	186	RECORD	PCT. RANK	GAMES	SCHEDULE	OF SCHEDULE	RPI	RPI	RPI	RPI
DIV. I ONLY	10- 11	199	6- 3	341	289	271	271	30	30	
DIV. I NON-CONF.	4- 8	239	2- 0	275	253	270	270	31	31	

TOTALS	RPI 1-25	RPI 26-50	W-L RECORDS	RPI 51-100	RPI 101-999	RPI 201+				
10- 11	0- 1	0- 0	OVERALL	0- 1	10- 9	9- 5				
6- 4	0- 1	0- 0	HOME	0- 0	6- 3	6- 2				
4- 7	0- 0	0- 0	AWAY	0- 1	4- 6	3- 3				
0- 0	0- 0	0- 0	NEUTRAL	0- 0	0- 0	0- 0				
4- 8	0- 1	0- 0	NON-CONFERENCE	0- 1	4- 6	3- 2				
2- 3	0- 1	0- 0	HOME	0- 0	2- 2	2- 1				
2- 5	0- 0	0- 0	AWAY	0- 1	2- 4	1- 1				
0- 0	0- 0	0- 0	NEUTRAL	0- 0	0- 0	0- 0				
6- 3	0- 0	0- 0	CONFERENCE	0- 0	6- 3	6- 3				
4- 1	0- 0	0- 0	HOME	0- 0	4- 1	4- 1				
2- 2	0- 0	0- 0	AWAY	0- 0	2- 2	2- 2				
0- 0	0- 0	0- 0	NEUTRAL	0- 0	0- 0	0- 0				

RPI 1-25				RPI 26-50				RPI 51-100				RPI 101+				Team's RPI: 271
RPI	S	Opponent	Score	RPI	S	Opponent	Score	RPI	S	Opponent	Score	RPI	S	Opponent	Score	
16	H	Duke	61 74					91	A	UNLV	47 76	108	H	Ri ce	59 69	
												127	A	Bethune-Cookman	60 69	
												154	A	Cal Poly	69 75	
												172	A	Washington	65 79	
												193	A	Fla. Atlantic	77 73	
												206	H	Seattle U	74 63	
												239	A	New Mexico St.	60 64	
												261	A	UMKC	82 84	
												261	H	UMKC	59 62	
												274	H	Santa Clara	39 38	
												290	A	Valparaiso	75 80	
												311	H	Southern Utah	59 54	
												324	A	UTRGV	65 59	
												324	H	UTRGV	59 58	
												327	H	Long Beach St.	63 65	
												328	A	Northern Ari z.	72 54	
												330	H	Utah Valley	81 61	
												339	A	Chicago St.	59 43	
												339	H	Chicago St.	64 36	

LAST 12 Division I GAMES:																
324	H	UTRGV	59 58	324	A	UTRGV	65 59									
339	A	Chicago St.	59 43	239	A	New Mexico St.	60 64									
261	A	UMKC	82 84	206	H	Seattle U	74 63									
330	H	Utah Valley	81 61	274	H	Santa Clara	39 38									
261	H	UMKC	59 62	311	H	Southern Utah	59 54									
339	H	Chicago St.	64 36	328	A	Northern Ari z.	72 54									

Non-Div I Games: Arizona Christian 75 51 Benedictine Mesa 67 53

Grand Canyon

Average RPI Win:	153	WON-LOST	WINNING	LAST 10	STRENGTH OF	OPP. STRENGTH	TEAM	ADJ.	CONF.	ADJ CONF.
Average RPI Loss:	118	RECORD	PCT. RANK	GAMES	SCHEDULE	OF SCHEDULE	RPI	RPI	RPI	RPI
DIV. I ONLY	21- 2	7	10- 0	67	107	13	13	11	11	
DIV. I NON-CONF.	10- 1	15	0- 0	37	37	8	8	13	13	

TOTALS	RPI 1-25	RPI 26-50	W-L RECORDS	RPI 51-100	RPI 101-999	RPI 201+				
21- 2	0- 1	4- 0	OVERALL	5- 0	12- 1	6- 1				
11- 0	0- 0	2- 0	HOME	3- 0	6- 0	3- 0				
8- 1	0- 0	1- 0	AWAY	2- 0	5- 1	3- 1				
2- 1	0- 1	1- 0	NEUTRAL	0- 0	1- 0	0- 0				
10- 1	0- 1	4- 0	NON-CONFERENCE	1- 0	5- 0	2- 0				
4- 0	0- 0	2- 0	HOME	1- 0	1- 0	1- 0				
4- 0	0- 0	1- 0	AWAY	0- 0	3- 0	1- 0				
2- 1	0- 1	1- 0	NEUTRAL	0- 0	1- 0	0- 0				
11- 1	0- 0	0- 0	CONFERENCE	4- 0	7- 1	4- 1				
7- 0	0- 0	0- 0	HOME	2- 0	5- 0	2- 0				
4- 1	0- 0	0- 0	AWAY	2- 0	2- 1	2- 1				
0- 0	0- 0	0- 0	NEUTRAL	0- 0	0- 0	0- 0				

RPI	S	Opponent	Score	RPI	S	Opponent	Score	RPI	S	Opponent	Score	RPI	S	Opponent	Score
3	N	Mississippi St.	46 67	31	H	Marquette	63 55	76	A	IUPUI	60 34	113	H	Milwaukee	52 29
				33	N	Arizona St.	61 48	76	H	IUPUI	52 45	130	H	Cleveland St.	69 43
				40	H	South Dakota St.	55 41	87	H	Chattanooga	60 30	183	A	Northwestern	63 57
				47	A	Dayton	75 64	98	A	Wright St.	58 51	184	A	Wisconsin	67 34
								98	H	Wright St.	75 68	196	N	Columbia	61 43
												200	H	Youngstown St.	65 56
												218	A	Oakland	81 48
												232	A	Northern Ky.	54 62
												232	H	Northern Ky.	58 41
												249	H	Bradley	72 40
												295	A	Loyola Chicago	76 39
												307	A	Detroit Mercy	85 27
												313	H	Ill.-Chicago	65 36
LAST 12 Division I GAMES:															
				98	H	Wright St.	75 68	76	A	IUPUI	60 34				
				232	H	Northern Ky.	58 41	130	H	Cleveland St.	69 43				
				76	H	IUPUI	52 45	200	H	Youngstown St.	65 56				
				313	H	Ill.-Chicago	65 36	113	H	Milwaukee	52 29				
				218	A	Oakland	81 48	232	A	Northern Ky.	54 62				
				307	A	Detroit Mercy	85 27	98	A	Wright St.	58 51				

Non-Div I Games:

Green Bay

Average RPI Win:	275	WON-LOST	WINNING	LAST 10	STRENGTH OF	OPP. STRENGTH	TEAM	ADJ.	CONF.	ADJ CONF.
Average RPI Loss:	123	RECORD	PCT. RANK	GAMES	SCHEDULE	OF SCHEDULE	RPI	RPI	RPI	RPI
DIV. I ONLY	11- 12	189	7- 3	259	195	191	191	31	31	
DIV. I NON-CONF.	4- 9	249	2- 0	91	27	172	172	30	30	

TOTALS	RPI 1-25	RPI 26-50	W-L RECORDS	RPI 51-100	RPI 101-999	RPI 201+				
11- 12	0- 1	0- 1	OVERALL	1- 4	10- 6	9- 2				
5- 2	0- 0	0- 0	HOME	0- 1	5- 1	4- 0				
5- 9	0- 1	0- 1	AWAY	1- 3	4- 4	4- 2				
1- 1	0- 0	0- 0	NEUTRAL	0- 0	1- 1	1- 0				
4- 9	0- 1	0- 1	NON-CONFERENCE	1- 4	3- 3	2- 0				
2- 1	0- 0	0- 0	HOME	0- 1	2- 0	1- 0				
1- 7	0- 1	0- 1	AWAY	1- 3	0- 2	0- 0				
1- 1	0- 0	0- 0	NEUTRAL	0- 0	1- 1	1- 0				
7- 3	0- 0	0- 0	CONFERENCE	0- 0	7- 3	7- 2				
3- 1	0- 0	0- 0	HOME	0- 0	3- 1	3- 0				
4- 2	0- 0	0- 0	AWAY	0- 0	4- 2	4- 2				
0- 0	0- 0	0- 0	NEUTRAL	0- 0	0- 0	0- 0				

RPI 1-25				RPI 26-50				RPI 51-100				RPI 101+ Team's RPI: 191			
RPI	S	Opponent	Score	RPI	S	Opponent	Score	RPI	S	Opponent	Score	RPI	S	Opponent	Score
10	A	Oregon	45 87	30	A	Virginia	62 66	57	A	Elon	59 82	127	H	Bethune-Cookman	56 61
								61	H	Quinnipiac	58 64	133	N	Brown	66 73
								63	A	TCU	68 90	171	A	Samford	61 66
								87	A	Chattanooga	52 64	179	A	Temple	56 65
								100	A	North Carolina	70 66	196	H	Columbia	60 58
												221	A	N. C. A&T	63 51
												235	A	Howard	63 68
												251	N	San Jose St.	81 73
												301	H	Coppin St.	67 35
												304	H	Old Dominion	50 42
												305	A	UMES	70 65
												321	A	South Carolina St.	70 78
												329	H	Delaware St.	66 62
												334	A	N. C. Central	62 53
												341	A	Savannah St.	81 53
												343	H	Florida A&M	66 65

LAST 12 Division I GAMES:															
				221	A	N. C. A&T	63 51	341	A	Savannah St.	81 53				
				334	A	N. C. Central	62 53	304	H	Old Dominion	50 42				
				301	H	Coppin St.	67 35	329	H	Delaware St.	66 62				
				127	H	Bethune-Cookman	56 61	235	A	Howard	63 68				
				343	H	Florida A&M	66 65	305	A	UMES	70 65				
				321	A	South Carolina St.	70 78	196	H	Columbia	60 58				

Non-Div I Games:

Hampton

Average RPI Win:	248	WON-LOST	WINNING	LAST 10	STRENGTH OF	OPP. STRENGTH	TEAM	ADJ.	CONF.	ADJ CONF.
Average RPI Loss:	112	RECORD	PCT. RANK	GAMES	SCHEDULE	OF SCHEDULE	RPI	RPI	RPI	RPI
DIV. I ONLY	14- 10	122	5- 5	184	242	158	158	20	20	
DIV. I NON-CONF.	8- 5	111	1- 0	138	243	121	121	24	24	

TOTALS	RPI 1-25	RPI 26-50	W-L RECORDS	RPI 51-100	RPI 101-999	RPI 201+				
14- 10	0- 1	0- 1	OVERALL	1- 4	13- 4	10- 2				
8- 4	0- 1	0- 0	HOME	1- 1	7- 2	5- 1				
3- 6	0- 0	0- 0	AWAY	0- 0	3- 1	3- 1				
3- 0	0- 0	0- 0	NEUTRAL	0- 0	3- 0	2- 0				
8- 5	0- 1	0- 1	NON-CONFERENCE	0- 2	8- 1	6- 0				
4- 2	0- 1	0- 0	HOME	0- 0	4- 1	3- 0				
1- 3	0- 0	0- 1	AWAY	0- 2	1- 0	1- 0				
3- 0	0- 0	0- 0	NEUTRAL	0- 0	3- 0	2- 0				
6- 5	0- 0	0- 0	CONFERENCE	1- 2	5- 3	4- 2				
4- 2	0- 0	0- 0	HOME	1- 1	3- 1	2- 1				
2- 3	0- 0	0- 0	AWAY	0- 1	2- 2	2- 1				
0- 0	0- 0	0- 0	NEUTRAL	0- 0	0- 0	0- 0				

RPI 1-25				RPI 26-50				RPI 51-100				RPI 101+ Team's RPI: 158			
RPI	S	Opponent	Score	RPI	S	Opponent	Score	RPI	S	Opponent	Score	RPI	S	Opponent	Score
25	H	Villanova	53 71	37	A	Syracuse	63 75	68	A	Maine	56 59	118	N	Yale	78 70
								68	H	Maine	44 59	119	H	Delaware	63 72
								74	A	Fordham	44 69	149	A	Binghamton	59 64
								81	H	Albany (NY)	70 55	180	H	New Hampshire	85 49
								100	A	North Carolina	70 90	197	H	Siena	71 62
												207	A	Stony Brook	75 68
												207	H	Stony Brook	58 66
												237	H	Niagara	83 65
												240	H	Hofstra	60 49
												272	A	Vermont	47 53
												284	A	Bryant	59 47
												294	H	Central Conn. St.	68 52
												302	N	Charleston So.	62 43
												308	N	Alabama A&M	56 47
												326	H	UMBC	65 54
												347	A	UMass Lowell	81 42
												347	H	UMass Lowell	78 56
LAST 12 Division I GAMES:															
				68	A	Maine	56 59	326	H	UMBC	65 54				
				207	H	Stony Brook	58 66	149	A	Binghamton	59 64				
				180	H	New Hampshire	85 49	347	A	UMass Lowell	81 42				
				347	H	UMass Lowell	78 56	207	A	Stony Brook	75 68				
				272	A	Vermont	47 53	81	H	Albany (NY)	70 55				
				68	H	Maine	44 59	118	N	Yale	78 70				

Non-Div I Games:

Hartford

HarvardH
a
r
v
a
r
d

Harvard

Average RPI Win: 253
Average RPI Loss: 152

WON-LOST
RECORD

WINNING
PCT. RANK

LAST 10
GAMES

STRENGTH OF
SCHEDULE

OPP. STRENGTH
OF SCHEDULE

TEAM
RPI

ADJ.
RPI

CONF.
RPI

ADJ CONF.
RPI

DIV. I ONLY	9- 14	236	3- 7	218	198	254	254	21	21
DIV. I NON-CONF.	6- 6	170	0- 0	137	152	179	179	20	20

TOTALS	RPI 1-25	RPI 26-50	W-L RECORDS	RPI 51-100	RPI 101-999	RPI 201+			
9- 14	0- 2	0- 2	OVERALL	0- 1	9- 9	8- 5			
7- 5	0- 0	0- 2	HOME	0- 0	7- 3	6- 1			
2- 7	0- 0	0- 0	AWAY	0- 1	2- 6	2- 4			
0- 2	0- 2	0- 0	NEUTRAL	0- 0	0- 0	0- 0			
6- 6	0- 2	0- 2	NON-CONFERENCE	0- 0	6- 2	5- 1			
4- 3	0- 0	0- 2	HOME	0- 0	4- 1	3- 0			
2- 1	0- 0	0- 0	AWAY	0- 0	2- 1	2- 1			
0- 2	0- 2	0- 0	NEUTRAL	0- 0	0- 0	0- 0			
3- 8	0- 0	0- 0	CONFERENCE	0- 1	3- 7	3- 4			
3- 2	0- 0	0- 0	HOME	0- 0	3- 2	3- 1			
0- 6	0- 0	0- 0	AWAY	0- 1	0- 5	0- 3			
0- 0	0- 0	0- 0	NEUTRAL	0- 0	0- 0	0- 0			

RPI 1-25				RPI 26-50				RPI 51-100				RPI 101+ Team's RPI: 254			
RPI	S	Opponent	Score	RPI	S	Opponent	Score	RPI	S	Opponent	Score	RPI	S	Opponent	Score
10	N	Oregon	44 85	42	H	Purdue	67 79	66	A	UC Davis	52 76	154	A	Cal Poly	50 52
15	N	Texas A&M	59 103	46	H	Southern Cal i forni a	60 71					165	H	Idaho St.	62 64
												166	H	Marist	70 63
												176	A	UC Irvine	66 70
												176	H	UC Irvine	67 74
												202	H	San Diego	64 63
												206	A	Seattle U	73 58
												212	H	CSUN	58 70
												213	A	UC Santa Barbara	61 71
												231	H	Montana St.	81 75
												233	A	UC Riverside	57 79
												233	H	UC Riverside	63 57
												279	A	Arizona	65 60
												303	A	Cal St. Fullerton	57 69
												303	H	Cal St. Fullerton	59 54
												314	A	Portland	47 76
												327	H	Long Beach St.	74 66
												328	H	Northern Ari z.	84 68

LAST 12 Division I GAMES:															
303	H	Cal St. Fullerton	59 54	233	A	UC Riverside	57 79								
213	A	UC Santa Barbara	61 71	327	H	Long Beach St.	74 66								
154	A	Cal Poly	50 52	176	H	UC Irvine	67 74								
233	H	UC Riverside	63 57	66	A	UC Davis	52 76								
212	H	CSUN	58 70	303	A	Cal St. Fullerton	57 69								
176	A	UC Irvine	66 70	10	N	Oregon	44 85								

Non-Div I Games: Hawai i Paci fic 67 57

Hawai i

Loss, Non-Conf, S Site, H Home A Away N Neutral

Average RPI Win:	270	WON-LOST	WINNING	LAST 10	STRENGTH OF	OPP. STRENGTH	TEAM	ADJ.	CONF.	ADJ CONF.
Average RPI Loss:	110	RECORD	PCT. RANK	GAMES	SCHEDULE	OF SCHEDULE	RPI	RPI	RPI	RPI
DIV. I ONLY	12- 8	115	7- 3	251	262	160	160	27	27	
DIV. I NON-CONF.	4- 5	202	1- 0	125	71	127	127	28	28	

TOTALS	RPI 1-25	RPI 26-50	W-L RECORDS	RPI 51-100	RPI 101-999	RPI 201+				
12- 8	0- 1	0- 0	OVERALL	0- 4	12- 3	11- 1				
4- 4	0- 0	0- 0	HOME	0- 2	4- 2	4- 1				
8- 4	0- 0	0- 0	AWAY	0- 1	8- 1	7- 0				
0- 0	0- 0	0- 0	NEUTRAL	0- 0	0- 0	0- 0				
4- 5	0- 1	0- 0	NON-CONFERENCE	0- 3	4- 1	3- 0				
1- 2	0- 0	0- 0	HOME	0- 1	1- 1	1- 0				
3- 3	0- 1	0- 0	AWAY	0- 2	3- 0	2- 0				
0- 0	0- 0	0- 0	NEUTRAL	0- 0	0- 0	0- 0				
8- 3	0- 0	0- 0	CONFERENCE	0- 1	8- 2	8- 1				
3- 2	0- 0	0- 0	HOME	0- 1	3- 1	3- 1				
5- 1	0- 0	0- 0	AWAY	0- 0	5- 1	5- 0				
0- 0	0- 0	0- 0	NEUTRAL	0- 0	0- 0	0- 0				

RPI 1-25				RPI 26-50				RPI 51-100				RPI 101+ Team's RPI: 160			
RPI	S	Opponent	Score	RPI	S	Opponent	Score	RPI	S	Opponent	Score	RPI	S	Opponent	Score
16	A	Duke	50 77					54	A	Virginia Tech	63 86	156	H	Davidsen	74 82
								71	H	UAB	61 77	159	A	Radford	47 50
								79	A	Ohio	61 64	169	A	Stetson	69 64
								96	H	Liberty	42 65	217	H	Gardner-Webb	83 80
												219	A	Norfolk St.	59 56
												234	A	UNCG	81 72
												245	A	Campbell	62 53
												245	H	Campbell	44 51
												247	A	UNC Asheville	58 45
												254	H	Presbyterian	81 55
												302	A	Charleston So.	75 74
												310	H	Western Caro.	75 69
												340	A	Winthrop	79 58
												349	A	Longwood	75 39
												349	H	Longwood	62 41

LAST 12 Division I GAMES:															
349	A	Longwood	75 39	245	A	Campbell	62 53								
245	H	Campbell	44 51	340	A	Winthrop	79 58								
96	H	Liberty	42 65	254	H	Presbyterian	81 55								
302	A	Charleston So.	75 74	247	A	UNC Asheville	58 45								
159	A	Radford	47 50	217	H	Gardner-Webb	83 80								
349	H	Longwood	62 41	234	A	UNCG	81 72								

Non-Div I Games: N. C. Wesleyan 111 54 Barton 82 69

High Point

Average RPI Win:	247	WON-LOST	WINNING	LAST 10	STRENGTH OF	OPP. STRENGTH	TEAM	ADJ.	CONF.	ADJ CONF.
Average RPI Loss:	147	RECORD	PCT. RANK	GAMES	SCHEDULE	OF SCHEDULE	RPI	RPI	RPI	RPI
DIV. I ONLY	10- 13	212	4- 6	270	185	240	240	10	10	
DIV. I NON-CONF.	6- 5	153	0- 0	328	224	243	243	12	12	

TOTALS	RPI 1-25	RPI 26-50	W-L RECORDS	RPI 51-100	RPI 101-999	RPI 201+				
10- 13	0- 0	0- 0	OVERALL	0- 5	10- 8	8- 3				
5- 6	0- 0	0- 0	HOME	0- 2	5- 4	4- 2				
4- 7	0- 0	0- 0	AWAY	0- 3	4- 4	4- 1				
1- 0	0- 0	0- 0	NEUTRAL	0- 0	1- 0	0- 0				
6- 5	0- 0	0- 0	NON-CONFERENCE	0- 1	6- 4	5- 1				
3- 2	0- 0	0- 0	HOME	0- 0	3- 2	3- 1				
2- 3	0- 0	0- 0	AWAY	0- 1	2- 2	2- 0				
1- 0	0- 0	0- 0	NEUTRAL	0- 0	1- 0	0- 0				
4- 8	0- 0	0- 0	CONFERENCE	0- 4	4- 4	3- 2				
2- 4	0- 0	0- 0	HOME	0- 2	2- 2	1- 1				
2- 4	0- 0	0- 0	AWAY	0- 2	2- 2	2- 1				
0- 0	0- 0	0- 0	NEUTRAL	0- 0	0- 0	0- 0				

RPI 1-25				RPI 26-50				RPI 51-100				RPI 101+				Team's RPI: 240
RPI	S	Opponent	Score	RPI	S	Opponent	Score	RPI	S	Opponent	Score	RPI	S	Opponent	Score	
								58	A	Drexel	38 47	104	N	Wake Forest	69 66	
								58	H	Drexel	47 58	119	H	Delaware	51 58	
								75	A	James Madison	56 73	140	A	William & Mary	53 63	
								75	H	James Madison	42 55	140	H	William & Mary	65 54	
								91	A	UNLV	52 68	158	A	Hartford	49 60	
												196	A	Col umbi a	53 75	
												197	H	Siena	60 70	
												207	H	Stony Brook	49 73	
												236	H	Holy Cross	69 63	
												243	H	St. Bonaventure	71 68	
												257	A	Col. of Charleston	75 60	
												257	H	Col. of Charleston	65 60	
												259	A	Towson	72 73	
												282	A	UNCW	69 61	
												282	H	UNCW	55 59	
												291	A	Sacred Heart	86 81	
												326	H	UMBC	71 55	
												338	A	Iona	68 43	

LAST 12 Division I GAMES:																
				259	A	Towson	72 73	257	H	Col. of Charleston	65 60					
				282	H	UNCW	55 59	119	H	Delaware	51 58					
				140	A	William & Mary	53 63	282	A	UNCW	69 61					
				75	A	James Madison	56 73	257	A	Col. of Charleston	75 60					
				58	H	Drexel	47 58	58	A	Drexel	38 47					
				140	H	William & Mary	65 54	75	H	James Madison	42 55					

Non-Div I Games:

Hofstra

Average RPI Win: 257		WON-LOST RECORD	WINNING PCT. RANK	LAST 10 GAMES	STRENGTH OF SCHEDULE	OPP. STRENGTH OF SCHEDULE	TEAM RPI	ADJ. RPI	CONF. RPI	ADJ. CONF. RPI
Average RPI Loss: 152										
DIV. I ONLY		10- 13	212	4- 6	263	232	236	236	15	15
DIV. I NON-CONF.		5- 6	187	0- 0	309	312	258	258	18	18
TOTALS		RPI 1-25	RPI 26-50	W-L RECORDS		RPI 51-100	RPI 101-999	RPI 201+		
10- 13	0- 0		0- 0	OVERALL		0- 4	10- 9	8- 4		
3- 8	0- 0		0- 0	HOME		0- 3	3- 5	2- 2		
7- 5	0- 0		0- 0	AWAY		0- 1	7- 4	6- 2		
0- 0	0- 0		0- 0	NEUTRAL		0- 0	0- 0	0- 0		
5- 6	0- 0		0- 0	NON-CONFERENCE		0- 1	5- 5	5- 1		
2- 3	0- 0		0- 0	HOME		0- 1	2- 2	2- 0		
3- 3	0- 0		0- 0	AWAY		0- 0	3- 3	3- 1		
0- 0	0- 0		0- 0	NEUTRAL		0- 0	0- 0	0- 0		
5- 7	0- 0		0- 0	CONFERENCE		0- 3	5- 4	3- 3		
1- 5	0- 0		0- 0	HOME		0- 2	1- 3	0- 2		
4- 2	0- 0		0- 0	AWAY		0- 1	4- 1	3- 1		
0- 0	0- 0		0- 0	NEUTRAL		0- 0	0- 0	0- 0		

RPI 1-25				RPI 26-50				RPI 51-100				RPI 101+				Team's RPI : 236	
RPI	S	Opponent	Score	RPI	S	Opponent	Score	RPI	S	Opponent	Score	RPI	S	Opponent	Score		
								65	H	American	63	68	116	H	Dartmouth	74	76
								81	H	Albany (NY)	56	65	132	H	Bucknell	47	71
								83	A	Navy	54	62	133	A	Brown	78	82
								83	H	Navy	58	65	157	H	Lehigh	54	49
													166	A	Marist	74	85
													175	A	Army West Point	70	62
													199	H	Boston College	61	70
													208	A	Boston U.	60	57
													220	A	Loyola Maryland	60	77
													220	H	Loyola Maryland	58	65
													240	A	Hofstra	63	69
													244	A	Lafayette	69	56
													244	H	Lafayette	65	69
													269	A	Rider	83	56
													272	H	Vermont	64	53
													278	A	Colgate	71	64
													284	H	Bryant	59	57
													331	A	Rhode Island	69	63
													347	A	UMass Lowell	84	56
LAST 12 Division I GAMES:																	
				83	A	Navy	54	62	208	A	Boston U.	60	57				
				220	H	Loyola Maryland	58	65	83	H	Navy	58	65				
				244	A	Lafayette	69	56	220	A	Loyola Maryland	60	77				
				65	H	American	63	68	157	H	Lehigh	54	49				
				132	H	Bucknell	47	71	244	H	Lafayette	65	69				
				175	A	Army West Point	70	62	278	A	Colgate	71	64				

Non-Div I Games:

Hol y Cross

■ Loss, ■ Non-Conf, S Site, H Home A Away N Neutral

H
o
u
s
t
o
n

Houston				Through Games Of Feb. 9, 2018							
Average RPI	Win:	168	WON-LOST	WINNING	LAST 10	STRENGTH OF	OPP. STRENGTH	TEAM	ADJ.	CONF.	ADJ CONF.
Average RPI	Loss:	97	RECORD	PCT. RANK	GAMES	SCHEDULE	OF SCHEDULE	RPI	RPI	RPI	RPI
DIV. I ONLY			19- 6	42	7- 3	118	79	51	51	8	8
DIV. I NON-CONF.			11- 3	46	1- 0	115	108	35	35	7	7

TOTALS		RPI 1-25	RPI 26-50		W-L RECORDS		RPI 51-100	RPI 101-999	RPI 201+		
19- 6		0- 3	0- 0		OVERALL		3- 0	16- 3	5- 1		
9- 2		0- 1	0- 0		HOME		1- 0	8- 1	3- 0		
7- 4		0- 2	0- 0		AWAY		1- 0	6- 2	2- 1		
3- 0		0- 0	0- 0		NEUTRAL		1- 0	2- 0	0- 0		
11- 3		0- 2	0- 0		NON-CONFERENCE		1- 0	10- 1	3- 0		
5- 0		0- 0	0- 0		HOME		0- 0	5- 0	2- 0		
3- 3		0- 2	0- 0		AWAY		0- 0	3- 1	1- 0		
3- 0		0- 0	0- 0		NEUTRAL		1- 0	2- 0	0- 0		
8- 3		0- 1	0- 0		CONFERENCE		2- 0	6- 2	2- 1		
4- 2		0- 1	0- 0		HOME		1- 0	3- 1	1- 0		
4- 1		0- 0	0- 0		AWAY		1- 0	3- 1	1- 1		
0- 0		0- 0	0- 0		NEUTRAL		0- 0	0- 0	0- 0		

RPI 1-25				RPI 26-50				Team's RPI: 51		RPI 101+	
RPI	S	Opponent	Score	RPI	S	Opponent	Score	RPI	S	Opponent	Score
1	H	UConn	35 95					111	H	George Mason	82 73
15	A	Texas A&M	65 83					113	N	Milwaukee	74 59
18	A	Rutgers	57 75					135	N	Northeastern	72 64
								137	H	Cincinnati	82 88
								141	H	ETSU	88 69
								147	A	Texas St.	72 67
								168	A	Wichita St.	73 62
								168	H	Wichita St.	73 55
								177	H	Memphis	66 55
								179	A	Temple	99 75
								192	A	UT Arlington	62 58
								196	H	Columbia	77 53
								199	A	Boston College	74 79
								209	A	East Carolina	78 80
								210	A	SMU	85 75
								210	H	SMU	60 56
								224	A	New Orleans	78 66
								226	H	Texas Tech	79 75
								316	H	Incarnate Word	98 67

LAST 12 Division I GAMES:											
177	H	Memphis	66 55	1	H	UConn	35 95				
168	A	Wichita St.	73 62	137	H	Cincinnati	82 88				
95	H	Tulane	72 48	95	A	Tulane	98 92				
210	H	SMU	60 56	168	H	Wichita St.	73 55				
209	A	East Carolina	78 80	210	A	SMU	85 75				
179	A	Temple	99 75	196	H	Columbia	77 53				

H
o
u
s
t
o
n

Non-Div I Games:

Houston

Average RPI Win:	324	WON-LOST	WINNING	LAST 10	STRENGTH OF	OPP. STRENGTH	TEAM	ADJ.	CONF.	ADJ CONF.
Average RPI Loss:	189	RECORD	PCT. RANK	GAMES	SCHEDULE	OF SCHEDULE	RPI	RPI	RPI	RPI
DIV. I ONLY	2- 15	333	2- 8	215	337	318	318	25	25	
DIV. I NON-CONF.	0- 6	337	0- 1	68	331	302	302	25	25	

TOTALS	RPI 1-25	RPI 26-50	W-L RECORDS	RPI 51-100	RPI 101-999	RPI 201+				
2- 15	0- 0	0- 1	OVERALL	0- 0	2- 14	2- 7				
0- 5	0- 0	0- 0	HOME	0- 0	0- 5	0- 3				
2- 10	0- 0	0- 1	AWAY	0- 0	2- 9	2- 4				
0- 0	0- 0	0- 0	NEUTRAL	0- 0	0- 0	0- 0				
0- 6	0- 0	0- 1	NON-CONFERENCE	0- 0	0- 5	0- 1				
0- 0	0- 0	0- 0	HOME	0- 0	0- 0	0- 0				
0- 6	0- 0	0- 1	AWAY	0- 0	0- 5	0- 1				
0- 0	0- 0	0- 0	NEUTRAL	0- 0	0- 0	0- 0				
2- 9	0- 0	0- 0	CONFERENCE	0- 0	2- 9	2- 6				
0- 5	0- 0	0- 0	HOME	0- 0	0- 5	0- 3				
2- 4	0- 0	0- 0	AWAY	0- 0	2- 4	2- 3				
0- 0	0- 0	0- 0	NEUTRAL	0- 0	0- 0	0- 0				

RPI 1-25				RPI 26-50				RPI 51-100				RPI 101+ Team's RPI: 318			
RPI	S	Opponent	Score	RPI	S	Opponent	Score	RPI	S	Opponent	Score	RPI	S	Opponent	Score
				28	A	South Fla.	43 90					108	A	Rice	45 67
												109	H	Lamar University	51 79
												125	A	UTEP	62 69
												126	H	SFA	54 76
												129	A	Central Ark.	56 64
												173	A	Louisiana Tech	62 85
												198	A	Oral Roberts	56 78
												214	A	Abilene Christian	68 80
												224	A	New Orleans	52 70
												248	H	Nicholls St.	61 73
												260	A	A&M-Corpus Christi	49 50
												262	H	McNeese	74 86
												289	H	Southeastern La.	61 76
												316	A	Incarnate Word	58 56
												332	A	Sam Houston St.	69 61
												336	A	La.-Monroe	73 77
LAST 12 Division I GAMES:															
129	A	Central Ark.	56 64	332	A	Sam Houston St.	69 61								
126	H	SFA	54 76	214	A	Abilene Christian	68 80								
260	A	A&M-Corpus Christi	49 50	248	H	Nicholls St.	61 73								
316	A	Incarnate Word	58 56	224	A	New Orleans	52 70								
262	H	McNeese	74 86	109	H	Lamar University	51 79								
289	H	Southeastern La.	61 76	173	A	Louisiana Tech	62 85								

Non-Div I Games: LeTourneau 88 43 Paul Quinn 74 54 Jarvis Christian 78 30 Huston-Tillotson 76 72 Houston Baptist

Average RPI Win: 289

Average RPI Loss: 161

WON-LOST
RECORDWINNING
PCT. RANKLAST 10
GAMESSTRENGTH OF
SCHEDULEOPP. STRENGTH
OF SCHEDULETEAM
RPIADJ.
RPICONF.
RPIADJ CONF.
RPIDIV. I ONLY
DIV. I NON-CONF.10- 13
4- 9212
2496- 4
1- 1196
53343
306235
217235
21731
3031
30

TOTALS

RPI 1-25

RPI 26-50

W-L RECORDS

RPI 51-100

RPI 101-999

RPI 201+

10- 13

0- 2

0- 0

OVERALL

0- 1

10- 10

9- 4

7- 4

0- 0

0- 0

HOME

0- 0

7- 4

6- 1

3- 9

0- 0

0- 0

AWAY

0- 0

3- 1

3- 1

0- 0

0- 0

0- 0

NEUTRAL

0- 0

0- 0

0- 0

4- 9

0- 2

0- 0

NON-CONFERENCE

0- 1

4- 6

4- 1

4- 2

0- 0

0- 0

HOME

0- 0

4- 2

4- 0

0- 7

0- 2

0- 0

AWAY

0- 1

0- 4

0- 1

0- 0

0- 0

0- 0

NEUTRAL

0- 0

0- 0

0- 0

6- 4

0- 0

0- 0

CONFERENCE

0- 0

6- 4

5- 3

3- 2

0- 0

0- 0

HOME

0- 0

3- 2

2- 1

3- 2

0- 0

0- 0

AWAY

0- 0

3- 2

3- 2

0- 0

0- 0

0- 0

NEUTRAL

0- 0

0- 0

0- 0

RPI 1-25

RPI 26-50

RPI 51-100

RPI 101+

Team's RPI: 235

RPI	S	Opponent	Score
14	A	Maryland	49 111
22	A	Georgia	47 87

RPI	S	Opponent	Score
-----	---	----------	-------

RPI	S	Opponent	Score
56	A	Mercer	44 70

RPI	S	Opponent	Score
120	A	Georgetown	41 93
127	H	Bethune-Cookman	55 59
133	H	Brown	81 85
137	A	Cincinnati	53 87
140	H	William & Mary	71 83
191	H	Hampton	68 63
197	A	Siena	61 72
221	H	N. C. A&T	68 76
245	H	Campbell	63 61
267	H	Fairleigh Dickinson	68 65
272	A	Vermont	65 88
273	A	Morgan St.	68 61
275	H	St. Francis Brooklyn	72 69
299	H	FIU	69 62
305	A	UMES	52 58
321	A	South Carolina St.	68 58
334	H	N. C. Central	69 54
341	A	Savannah St.	87 59
343	A	Florida A&M	59 74
343	H	Florida A&M	76 65

LAST 12 Division I GAMES:

273	A	Morgan St.	68	61	321	A	South Carolina St.	68	58
343	H	Florida A&M	76	65	191	H	Hampton	68	63
305	A	UMES	52	58	127	H	Bethune-Cookman	55	59
221	H	N. C. A&T	68	76	343	A	Florida A&M	59	74
334	H	N. C. Central	69	54	133	H	Brown	81	85
341	A	Savannah St.	87	59	245	H	Campbell	63	61

Howard

Howard

Non-Div I Games:

Howard

Loss, Non-Conf, S Site, H Home A Away N Neutral

IUPUI				Through Games Of Feb. 9, 2018																
Average RPI Win:		206	WON-LOST		WINNING		LAST 10		STRENGTH OF		OPP. STRENGTH		TEAM		ADJ.		CONF.		ADJ CONF.	
Average RPI Loss:		65	RECORD		PCT. RANK		GAMES		SCHEDULE		OF SCHEDULE		RPI		RPI		RPI		RPI	
DIV. I ONLY			16- 6		55		7- 3		166		109		76		76		11		11	
DIV. I NON-CONF.			7- 3		74		0- 0		209		40		74		74		13		13	
TOTALS		RPI 1-25		RPI 26-50		W-L RECORDS		RPI 51-100		RPI 101-999		RPI 201+								
16- 6		0- 3		0- 1		OVERALL		3- 1		13- 1		8- 0								
4- 3		0- 1		0- 0		HOME		0- 1		4- 1		4- 0								
11- 3		0- 2		0- 1		AWAY		2- 0		9- 0		4- 0								
1- 0		0- 0		0- 0		NEUTRAL		1- 0		0- 0		0- 0								
7- 3		0- 1		0- 1		NON-CONFERENCE		2- 1		5- 0		3- 0								
1- 1		0- 0		0- 0		HOME		0- 1		1- 0		1- 0								
5- 2		0- 1		0- 1		AWAY		1- 0		4- 0		2- 0								
1- 0		0- 0		0- 0		NEUTRAL		1- 0		0- 0		0- 0								
9- 3		0- 2		0- 0		CONFERENCE		1- 0		8- 1		5- 0								
3- 2		0- 1		0- 0		HOME		0- 0		3- 1		3- 0								
6- 1		0- 1		0- 0		AWAY		1- 0		5- 0		2- 0								
0- 0		0- 0		0- 0		NEUTRAL		0- 0		0- 0		0- 0								

RPI 1-25				RPI 26-50				RPI 51-100				RPI 101+			
RPI	S	Opponent	Score	RPI	S	Opponent	Score	RPI	S	Opponent	Score	RPI	S	Opponent	Score
13	A	Green Bay	45 52	49	A	UCF	59 63	77	N	Wyoming	65 59	113	A	Milwaukee	70 68
13	H	Green Bay	34 60					79	A	Ohio	76 52	130	A	Cleveland St.	77 64
24	A	DePaul	71 85					88	H	Miami (OH)	83 96	143	A	UNI	54 48
								98	A	Wright St.	64 61	177	A	Memphis	80 57
												200	A	Youngstown St.	65 43
												200	H	Youngstown St.	67 70
												218	H	Oakland	80 64
												232	A	Northern Ky.	71 35
												265	H	Indiana St.	86 57
												307	H	Detroit Mercy	90 62
												309	A	Tennessee Tech	68 54
												313	A	Ill. -Chicago	82 46
												313	H	Ill. -Chicago	68 43
												325	A	Ga. Southern	72 52
LAST 12 Division I GAMES:															
200	H	Youngstown St.	67 70	13	H	Green Bay	34 60								
313	H	Ill. -Chicago	68 43	218	H	Oakland	80 64								
13	A	Green Bay	45 52	307	H	Detroit Mercy	90 62								
113	A	Milwaukee	70 68	200	A	Youngstown St.	65 43								
98	A	Wright St.	64 61	130	A	Cleveland St.	77 64								
232	A	Northern Ky.	71 35	313	A	Ill. -Chicago	82 46								

Non-Div I Games: Georgetown (KY) 85 52

IUPUI

Loss, Non-Conf, S Site, H Home A Away N Neutral

Average RPI Win:	197	WON-LOST	WINNING	LAST 10	STRENGTH OF	OPP. STRENGTH	TEAM	ADJ.	CONF.	ADJ CONF.
Average RPI Loss:	127	RECORD	PCT. RANK	GAMES	SCHEDULE	OF SCHEDULE	RPI	RPI	RPI	RPI
DIV. I ONLY	12- 10	145	8- 2	188	90	152	152	19	19	
DIV. I NON-CONF.	3- 7	254	0- 0	75	88	180	180	14	14	

TOTALS	RPI 1-25	RPI 26-50	W-L RECORDS	RPI 51-100	RPI 101-999	RPI 201+				
12- 10	0- 1	1- 2	OVERALL	0- 2	11- 5	5- 3				
7- 4	0- 0	0- 1	HOME	0- 1	7- 2	4- 1				
5- 5	0- 0	1- 0	AWAY	0- 0	4- 0	1- 0				
0- 1	0- 0	0- 0	NEUTRAL	0- 1	0- 0	0- 0				
3- 7	0- 1	0- 1	NON-CONFERENCE	0- 2	3- 3	2- 2				
1- 3	0- 0	0- 0	HOME	0- 1	1- 2	1- 1				
2- 3	0- 1	0- 1	AWAY	0- 0	2- 1	1- 1				
0- 1	0- 0	0- 0	NEUTRAL	0- 1	0- 0	0- 0				
9- 3	0- 0	1- 1	CONFERENCE	0- 0	8- 2	3- 1				
6- 1	0- 0	0- 1	HOME	0- 0	6- 0	3- 0				
3- 2	0- 0	1- 0	AWAY	0- 0	2- 2	0- 1				
0- 0	0- 0	0- 0	NEUTRAL	0- 0	0- 0	0- 0				

RPI 1-25				RPI 26-50				RPI 51-100				RPI 101+ Team's RPI: 152			
RPI	S	Opponent	Score	RPI	S	Opponent	Score	RPI	S	Opponent	Score	RPI	S	Opponent	Score
5	A	Ohio St.	56 99	32	A	Northern Colo.	79 71	63	N	TCU	76 86	121	A	Colorado St.	83 69
				32	H	Northern Colo.	72 78	77	H	Wyoming	64 70	144	A	North Dakota	78 64
				33	A	Arizona St.	33 77					144	H	North Dakota	80 75
												148	A	Portland St.	101 90
												148	H	Portland St.	61 60
												172	H	Washington	69 81
												189	A	Eastern Wash.	64 71
												189	H	Eastern Wash.	85 71
												206	H	Seattle U	60 68
												212	A	CSUN	80 75
												214	A	Abilene Christian	72 82
												280	A	Sacramento St.	64 79
												280	H	Sacramento St.	101 66
												303	H	Cal St. Fullerton	80 60
												311	H	Southern Utah	74 51
												328	H	Northern Ariz.	83 68

LAST 12 Division I GAMES:															
				189	H	Eastern Wash.	85 71	311	H	Southern Utah	74 51				
				280	H	Sacramento St.	101 66	189	A	Eastern Wash.	64 71				
				148	H	Portland St.	61 60	148	A	Portland St.	101 90				
				144	A	North Dakota	78 64	280	A	Sacramento St.	64 79				
				32	A	Northern Colo.	79 71	32	H	Northern Colo.	72 78				
				328	H	Northern Ariz.	83 68	144	H	North Dakota	80 75				

Non-Div I Games: Eastern Ore. 84 70

Idaho

Average RPI Win:	248	WON-LOST	WINNING	LAST 10	STRENGTH OF	OPP. STRENGTH	TEAM	ADJ.	CONF.	ADJ CONF.
Average RPI Loss:	138	RECORD	PCT. RANK	GAMES	SCHEDULE	OF SCHEDULE	RPI	RPI	RPI	RPI
DIV. I ONLY	12- 8	115	6- 4	318	146	165	165	19	19	
DIV. I NON-CONF.	6- 3	87	0- 0	296	190	111	111	14	14	

TOTALS	RPI 1-25	RPI 26-50	W-L RECORDS	RPI 51-100	RPI 101-999	RPI 201+				
12- 8	0- 0	0- 2	OVERALL	0- 2	12- 4	8- 2				
4- 2	0- 0	0- 1	HOME	0- 0	4- 1	3- 0				
8- 6	0- 0	0- 0	AWAY	0- 0	8- 0	5- 0				
0- 0	0- 0	0- 0	NEUTRAL	0- 0	0- 0	0- 0				
6- 3	0- 0	0- 0	NON-CONFERENCE	0- 2	6- 1	4- 1				
1- 0	0- 0	0- 0	HOME	0- 0	1- 0	1- 0				
5- 3	0- 0	0- 0	AWAY	0- 2	5- 1	3- 1				
0- 0	0- 0	0- 0	NEUTRAL	0- 0	0- 0	0- 0				
6- 5	0- 0	0- 2	CONFERENCE	0- 0	6- 3	4- 1				
3- 2	0- 0	0- 1	HOME	0- 0	3- 1	2- 0				
3- 3	0- 0	0- 1	AWAY	0- 0	3- 2	2- 1				
0- 0	0- 0	0- 0	NEUTRAL	0- 0	0- 0	0- 0				

RPI 1-25				RPI 26-50				RPI 51-100				RPI 101+				Team's RPI: 165
RPI	S	Opponent	Score	RPI	S	Opponent	Score	RPI	S	Opponent	Score	RPI	S	Opponent	Score	
				32	A	Northern Colo.	52 75	77	A	Wyoming	53 61	144	H	North Dakota	57 46	
				32	H	Northern Colo.	57 63	86	A	Washington St.	55 72	148	A	Portland St.	88 59	
												161	A	Weber St.	73 84	
												161	H	Weber St.	70 76	
												172	A	Washington	79 59	
												176	A	UC Irvine	78 72	
												206	A	Seattle U	74 69	
												242	A	Pepperdine	74 80	
												254	A	Hawaii	64 62	
												280	A	Sacramento St.	85 71	
												297	H	Utah St.	64 44	
												311	A	Southern Utah	70 76	
												311	H	Southern Utah	66 39	
												328	A	Northern Ariz.	75 55	
												328	H	Northern Ariz.	76 59	
												330	A	Utah Valley	70 58	

LAST 12 Division I GAMES:																
				32	A	Northern Colo.	52 75	32	H	Northern Colo.	57 63					
				311	H	Southern Utah	66 39	144	H	North Dakota	57 46					
				328	H	Northern Ariz.	76 59	328	A	Northern Ariz.	75 55					
				161	A	Weber St.	73 84	311	A	Southern Utah	70 76					
				280	A	Sacramento St.	85 71	161	H	Weber St.	70 76					
				148	A	Portland St.	88 59	330	A	Utah Valley	70 58					

Non-Div I Games: Westminster (UT) 83 45 Col. of Idaho 89 32

Idaho St.

Average RPI Win:	273	WON-LOST	WINNING	LAST 10	STRENGTH OF	OPP. STRENGTH	TEAM	ADJ.	CONF.	ADJ CONF.
Average RPI Loss:	177	RECORD	PCT. RANK	GAMES	SCHEDULE	OF SCHEDULE	RPI	RPI	RPI	RPI
DIV. I ONLY	5- 16	301	0- 10	260	277	313	313	11	11	
DIV. I NON-CONF.	5- 4	146	0- 0	346	346	319	319	13	13	

TOTALS	RPI 1-25	RPI 26-50	W-L RECORDS	RPI 51-100	RPI 101-999	RPI 201+				
5- 16	0- 1	0- 0	OVERALL	0- 3	5- 12	4- 7				
4- 7	0- 0	0- 0	HOME	0- 1	4- 6	3- 4				
1- 9	0- 1	0- 0	AWAY	0- 2	1- 6	1- 3				
0- 0	0- 0	0- 0	NEUTRAL	0- 0	0- 0	0- 0				
5- 4	0- 0	0- 0	NON-CONFERENCE	0- 0	5- 4	4- 4				
4- 2	0- 0	0- 0	HOME	0- 0	4- 2	3- 2				
1- 2	0- 0	0- 0	AWAY	0- 0	1- 2	1- 2				
0- 0	0- 0	0- 0	NEUTRAL	0- 0	0- 0	0- 0				
0- 12	0- 1	0- 0	CONFERENCE	0- 3	0- 8	0- 3				
0- 5	0- 0	0- 0	HOME	0- 1	0- 4	0- 2				
0- 7	0- 1	0- 0	AWAY	0- 2	0- 4	0- 1				
0- 0	0- 0	0- 0	NEUTRAL	0- 0	0- 0	0- 0				

RPI 1-25				RPI 26-50				RPI 51-100				RPI 101+ Team's RPI: 313			
RPI	S	Opponent	Score	RPI	S	Opponent	Score	RPI	S	Opponent	Score	RPI	S	Opponent	Score
13	A	Green Bay	36 65					76	A	IUPUI	43 68	113	A	Milwaukee	44 59
								76	H	IUPUI	46 82	113	H	Milwaukee	53 76
								98	A	Wright St.	50 60	130	A	Cleveland St.	67 70
												130	H	Cleveland St.	42 64
												195	H	Eastern Mich.	73 70
												200	A	Youngstown St.	63 76
												218	H	Oakland	63 67
												232	A	Northern Ky.	53 61
												241	H	North Texas	70 67
												249	A	Bradley	48 58
												265	H	Indiana St.	55 46
												274	H	Santa Clara	36 45
												295	A	Loyola Chi cago	55 57
												306	H	Jackson St.	63 76
												307	H	Detroit Mercy	58 61
												315	A	Fort Wayne	67 51
												348	H	Evansville	96 77

LAST 12 Division I GAMES:															
130	H	Cleveland St.	42 64	113	H	Milwaukee	53 76								
76	A	IUPUI	43 68	307	H	Detroit Mercy	58 61								
113	A	Milwaukee	44 59	218	H	Oakland	63 67								
13	A	Green Bay	36 65	130	A	Cleveland St.	67 70								
232	A	Northern Ky.	53 61	200	A	Youngstown St.	63 76								
98	A	Wright St.	50 60	76	H	IUPUI	46 82								

Non-Div I Games: Bethel (IN) 66 46 Ind.-Northwest 74 56

Average RPI Win:	248	WON-LOST	WINNING	LAST 10	STRENGTH OF	OPP. STRENGTH	TEAM	ADJ.	CONF.	ADJ CONF.
Average RPI Loss:	66	RECORD	PCT. RANK	GAMES	SCHEDULE	OF SCHEDULE	RPI	RPI	RPI	RPI
DIV. I ONLY	9- 17	261	0- 10	100	61	205	205	3	3	
DIV. I NON-CONF.	9- 5	99	0- 0	231	164	144	144	4	4	

TOTALS	RPI 1-25	RPI 26-50	W-L RECORDS	RPI 51-100	RPI 101-999	RPI 201+				
9- 17	0- 4	0- 3	OVERALL	0- 7	9- 3	6- 0				
6- 8	0- 1	0- 1	HOME	0- 3	6- 3	6- 0				
1- 9	0- 3	0- 2	AWAY	0- 4	1- 0	0- 0				
2- 0	0- 0	0- 0	NEUTRAL	0- 0	2- 0	0- 0				
9- 5	0- 1	0- 1	NON-CONFERENCE	0- 2	9- 1	6- 0				
6- 2	0- 0	0- 0	HOME	0- 1	6- 1	6- 0				
1- 3	0- 1	0- 1	AWAY	0- 1	1- 0	0- 0				
2- 0	0- 0	0- 0	NEUTRAL	0- 0	2- 0	0- 0				
0- 12	0- 3	0- 2	CONFERENCE	0- 5	0- 2	0- 0				
0- 6	0- 1	0- 1	HOME	0- 2	0- 2	0- 0				
0- 6	0- 2	0- 1	AWAY	0- 3	0- 0	0- 0				
0- 0	0- 0	0- 0	NEUTRAL	0- 0	0- 0	0- 0				

RPI 1-25				RPI 26-50				RPI 51-100				RPI 101+ Team's RPI: 205			
RPI	S	Opponent	Score	RPI	S	Opponent	Score	RPI	S	Opponent	Score	RPI	S	Opponent	Score
14	A	Maryland	65 100	34	A	Michigan	42 86	54	H	Virginia Tech	49 96	102	H	Western Ill.	67 77
18	A	Rutgers	37 76	38	A	FGCU	61 85	59	A	Nebraska	47 62	168	N	Wichita St.	68 67
19	A	Missouri	55 72	42	H	Purdue	54 73	59	H	Nebraska	72 80	176	N	UC Irvine	65 59
20	H	Iowa	71 84					62	H	Michigan St.	55 67	177	A	Memphis	63 47
								70	A	Indiana	54 70	183	H	Northwestern	59 74
								78	A	Penn St.	59 68	184	H	Wisconsin	61 70
								82	A	New Mexico	68 97	238	H	Austin Peay	59 47
												249	H	Bradley	74 62
												265	H	Indiana St.	81 52
												307	H	Detroit Mercy	73 65
												315	H	Fort Wayne	64 50
												339	H	Chicago St.	66 56

LAST 12 Division I GAMES:															
70	A	Indiana	54 70	62	H	Michigan St.	55 67								
42	H	Purdue	54 73	59	H	Nebraska	72 80								
59	A	Nebraska	47 62	20	H	Iowa	71 84								
184	H	Wisconsin	61 70	18	A	Rutgers	37 76								
78	A	Penn St.	59 68	183	H	Northwestern	59 74								
34	A	Michigan	42 86	14	A	Maryland	65 100								

Non-Div I Games:

Average RPI Win:	232	WON-LOST	WINNING	LAST 10	STRENGTH OF	OPP. STRENGTH	TEAM	ADJ.	CONF.	ADJ CONF.
Average RPI Loss:	177	RECORD	PCT. RANK	GAMES	SCHEDULE	OF SCHEDULE	RPI	RPI	RPI	RPI
DIV. I ONLY	11- 12	189	5- 5	292	234	253	253	24	24	
DIV. I NON-CONF.	6- 5	153	0- 0	226	205	189	189	22	22	

TOTALS	RPI 1-25	RPI 26-50	W-L RECORDS	RPI 51-100	RPI 101-999	RPI 201+				
11- 12	0- 0	0- 0	OVERALL	0- 1	11- 11	6- 5				
7- 6	0- 0	0- 0	HOME	0- 1	7- 5	4- 1				
3- 6	0- 0	0- 0	AWAY	0- 0	3- 1	2- 1				
1- 0	0- 0	0- 0	NEUTRAL	0- 0	1- 0	0- 0				
6- 5	0- 0	0- 0	NON-CONFERENCE	0- 0	6- 5	3- 1				
4- 2	0- 0	0- 0	HOME	0- 0	4- 2	2- 0				
1- 3	0- 0	0- 0	AWAY	0- 0	1- 3	1- 1				
1- 0	0- 0	0- 0	NEUTRAL	0- 0	1- 0	0- 0				
5- 7	0- 0	0- 0	CONFERENCE	0- 1	5- 6	3- 4				
3- 4	0- 0	0- 0	HOME	0- 1	3- 3	2- 1				
2- 3	0- 0	0- 0	AWAY	0- 0	2- 3	1- 3				
0- 0	0- 0	0- 0	NEUTRAL	0- 0	0- 0	0- 0				

RPI 1-25				RPI 26-50				RPI 51-100				RPI 101+				Team's RPI: 253
RPI	S	Opponent	Score	RPI	S	Opponent	Score	RPI	S	Opponent	Score	RPI	S	Opponent	Score	
								90	H	Drake	58 65	101	H	Butler	45 56	
												111	A	George Mason	37 56	
												113	A	Milwaukee	59 61	
												114	H	Missouri St.	50 56	
												130	H	Cleveland St.	47 56	
												135	N	Northeastern	65 55	
												143	H	UNI	36 58	
												145	H	SIUE	62 47	
												164	A	Southern Ill.	39 36	
												164	H	Southern Ill.	49 46	
												195	H	Eastern Mich.	65 56	
												218	A	Oakland	43 64	
												232	H	Northern Ky.	49 37	
												249	H	Bradley	42 62	
												261	H	UMKC	64 53	
												265	A	Indiana St.	49 52	
												290	A	Valparaiso	50 56	
												290	H	Valparaiso	63 55	
												295	A	Loyola Chicago	59 62	
												295	H	Loyola Chicago	57 49	
												327	A	Long Beach St.	59 51	
												348	A	Evansville	67 43	

LAST 12 Division I GAMES:																
164	A	Southern Ill.	39 36	348	A	Evansville	67 43									
290	H	Valparaiso	63 55	164	H	Southern Ill.	49 46									
295	H	Loyola Chicago	57 49	114	H	Missouri St.	50 56									
143	H	UNI	36 58	295	A	Loyola Chicago	59 62									
90	H	Drake	58 65	290	A	Valparaiso	50 56									
265	A	Indiana St.	49 52	249	H	Bradley	42 62									

Non-Div I Games:

Illinois St.

Average RPI Win:	290	WON-LOST	WINNING	LAST 10	STRENGTH OF	OPP. STRENGTH	TEAM	ADJ.	CONF.	ADJ CONF.
Average RPI Loss:	175	RECORD	PCT. RANK	GAMES	SCHEDULE	OF SCHEDULE	RPI	RPI	RPI	RPI
DIV. I ONLY	2- 19	337	2- 8	139	325	316	316	25	25	
DIV. I NON-CONF.	0- 10	337	0- 1	17	315	273	273	25	25	

TOTALS	RPI 1-25	RPI 26-50	W-L RECORDS	RPI 51-100	RPI 101-999	RPI 201+				
2- 19	0- 0	0- 1	OVERALL	0- 3	2- 15	2- 8				
1- 8	0- 0	0- 0	HOME	0- 1	1- 7	1- 5				
1- 11	0- 0	0- 0	AWAY	0- 0	1- 2	1- 1				
0- 0	0- 0	0- 0	NEUTRAL	0- 0	0- 0	0- 0				
0- 10	0- 0	0- 1	NON-CONFERENCE	0- 3	0- 6	0- 2				
0- 3	0- 0	0- 0	HOME	0- 1	0- 2	0- 1				
0- 7	0- 0	0- 1	AWAY	0- 2	0- 4	0- 1				
0- 0	0- 0	0- 0	NEUTRAL	0- 0	0- 0	0- 0				
2- 9	0- 0	0- 0	CONFERENCE	0- 0	2- 9	2- 6				
1- 5	0- 0	0- 0	HOME	0- 0	1- 5	1- 4				
1- 4	0- 0	0- 0	AWAY	0- 0	1- 4	1- 2				
0- 0	0- 0	0- 0	NEUTRAL	0- 0	0- 0	0- 0				

RPI 1-25				RPI 26-50				RPI 51-100				RPI 101+ Team's RPI: 316			
RPI	S	Opponent	Score	RPI	S	Opponent	Score	RPI	S	Opponent	Score	RPI	S	Opponent	Score
				44	A	Oklahoma St.	35 86	51	A	Houston	67 98	108	A	Rice	43 60
								72	H	South Dakota	51 81	109	A	Lamar University	54 77
								89	A	Utah	31 90	126	A	SFA	49 60
												129	H	Central Ark.	35 57
												147	H	Texas St.	33 74
												161	A	Weber St.	55 79
												192	A	UT Arlington	48 61
												224	A	New Orleans	50 52
												224	H	New Orleans	45 72
												226	A	Texas Tech	54 80
												248	H	Nicholls St.	64 62
												260	H	A&M-Corpus Christi	58 62
												262	H	McNeese	57 66
												288	H	Massachusetts	45 64
												289	A	Southeastern La.	54 65
												318	H	Houston Baptist	56 58
												332	A	Sam Houston St.	56 49

LAST 12 Division I GAMES:															
289	A	Southeastern La.	54 65	126	A	SFA	49 60								
260	H	A&M-Corpus Christi	58 62	129	H	Central Ark.	35 57								
224	H	New Orleans	45 72	332	A	Sam Houston St.	56 49								
318	H	Houston Baptist	56 58	248	H	Nicholls St.	64 62								
224	A	New Orleans	50 52	262	H	McNeese	57 66								
109	A	Lamar University	54 77	226	A	Texas Tech	54 80								

Non-Div I Games: Mary Hardin-Baylor 76 58

Incarnate Word

Average RPI Win:	138	WON-LOST	WINNING	LAST 10	STRENGTH OF	OPP. STRENGTH	TEAM	ADJ.	CONF.	ADJ CONF.
Average RPI Loss:	43	RECORD	PCT. RANK	GAMES	SCHEDULE	OF SCHEDULE	RPI	RPI	RPI	RPI
DIV. I ONLY	13- 12	168	6- 4	12	20	70	70	3	3	
DIV. I NON-CONF.	7- 6	165	0- 0	12	46	73	73	4	4	

TOTALS	RPI 1-25	RPI 26-50	W-L RECORDS	RPI 51-100	RPI 101-999	RPI 201+				
13- 12	1- 5	1- 2	OVERALL	3- 5	8- 0	4- 0				
9- 5	1- 2	1- 0	HOME	1- 3	6- 0	3- 0				
3- 5	0- 2	0- 1	AWAY	1- 2	2- 0	1- 0				
1- 2	0- 1	0- 1	NEUTRAL	1- 0	0- 0	0- 0				
7- 6	0- 2	0- 1	NON-CONFERENCE	2- 3	5- 0	3- 0				
4- 3	0- 1	0- 0	HOME	1- 2	3- 0	2- 0				
2- 1	0- 0	0- 0	AWAY	0- 1	2- 0	1- 0				
1- 2	0- 1	0- 1	NEUTRAL	1- 0	0- 0	0- 0				
6- 6	1- 3	1- 1	CONFERENCE	1- 2	3- 0	1- 0				
5- 2	1- 1	1- 0	HOME	0- 1	3- 0	1- 0				
1- 4	0- 2	0- 1	AWAY	1- 1	0- 0	0- 0				
0- 0	0- 0	0- 0	NEUTRAL	0- 0	0- 0	0- 0				

RPI 1-25				RPI 26-50				RPI 51-100				Team's RPI: 70				RPI 101+			
RPI	S	Opponent	Score	RPI	S	Opponent	Score	RPI	S	Opponent	Score	RPI	S	Opponent	Score	RPI	S	Opponent	Score
4	H	Louisville	59 72	30	N	Virginia	72 82	52	H	Western Ky.	73 71	118	A	Yale	72 68				
5	A	Ohio St.	70 85	34	A	Michigan	79 84	62	A	Michigan St.	69 65	167	H	Southern U.	64 49				
5	H	Ohio St.	62 77	42	H	Purdue	72 54	62	H	Michigan St.	46 68	183	H	Northwestern	78 73				
14	A	Maryland	70 74					71	N	UAB	71 63	184	H	Wisconsin	69 55				
18	H	Rutgers	64 58					78	A	Penn St.	74 77	205	H	Illinois	70 54				
19	N	Missouri	55 75					84	A	Saint Mary's (CA)	82 88	216	H	Arkansas St.	93 51				
								87	H	Chattanooga	61 64	232	A	Northern Ky.	67 56				
								92	H	Auburn	53 65	241	H	North Texas	68 63				

LAST 12 Division I GAMES:																			
205	H	Illinois	70 54	5	H	Ohio St.	62 77												
183	H	Northwestern	78 73	34	A	Michigan	79 84												
18	H	Rutgers	64 58	42	H	Purdue	72 54												
184	H	Wisconsin	69 55	78	A	Penn St.	74 77												
62	A	Michigan St.	69 65	5	A	Ohio St.	70 85												
14	A	Maryland	70 74	62	H	Michigan St.	46 68												

Non-Div I Games:

Indiana

Average RPI Win:	287	WON-LOST	WINNING	LAST 10	STRENGTH OF	OPP. STRENGTH	TEAM	ADJ.	CONF.	ADJ CONF.
Average RPI Loss:	131	RECORD	PCT. RANK	GAMES	SCHEDULE	OF SCHEDULE	RPI	RPI	RPI	RPI
DIV. I ONLY	7- 14	262	6- 4	222	208	265	265	24	24	
DIV. I NON-CONF.	1- 9	318	0- 1	89	133	276	276	22	22	
<hr/>										
TOTALS	RPI 1-25	RPI 26-50	W-L RECORDS	RPI 51-100	RPI 101-999	RPI 201+				
7- 14	0- 0	0- 1	OVERALL	0- 5	7- 8	7- 2				
3- 8	0- 0	0- 1	HOME	0- 2	3- 5	3- 0				
3- 5	0- 0	0- 0	AWAY	0- 2	3- 3	3- 2				
1- 1	0- 0	0- 0	NEUTRAL	0- 1	1- 0	1- 0				
1- 9	0- 0	0- 1	NON-CONFERENCE	0- 4	1- 4	1- 2				
0- 5	0- 0	0- 1	HOME	0- 2	0- 2	0- 0				
0- 3	0- 0	0- 0	AWAY	0- 1	0- 2	0- 2				
1- 1	0- 0	0- 0	NEUTRAL	0- 1	1- 0	1- 0				
6- 5	0- 0	0- 0	CONFERENCE	0- 1	6- 4	6- 0				
3- 3	0- 0	0- 0	HOME	0- 0	3- 3	3- 0				
3- 2	0- 0	0- 0	AWAY	0- 1	3- 1	3- 0				
0- 0	0- 0	0- 0	NEUTRAL	0- 0	0- 0	0- 0				

RPI	S	Opponent	Score	RPI	S	Opponent	Score	RPI	S	Opponent	Score	RPI	S	Opponent	Score
26	H	Central Mich.	67 77	72	N	South Dakota	59 71	101	H	Butler	51 60	114	H	Missouri St.	63 77
				76	A	IUPUI	57 86	143	A	UNI	53 59	143	H	UNI	46 56
				88	H	Miami (OH)	56 68	164	H	Southern Ill.	45 64	193	H	Fla. Atlantic	58 66
				90	A	Drake	64 85	205	A	Illinois	52 81	227	N	Montana	57 45
				99	H	Saint Louis	59 60	249	H	Bradley	65 50	253	H	Illinois St.	52 49
								290	A	Valparaiso	67 54	295	A	Loyola Chicago	73 65
								313	A	Ill.-Chicago	46 55	348	A	Evansville	66 57
								348	H	Evansville	56 48				
LAST 12 Division I GAMES:															
143	H	UNI	46 56	143	A	UNI	53 59	90	A	Drake	64 85	348	H	Evansville	56 48
348	A	Evansville	66 57	90	A	Drake	64 85	348	H	Evansville	56 48	164	H	Southern Ill.	45 64
290	A	Valparaiso	67 54	348	H	Evansville	56 48	114	H	Missouri St.	63 77	101	H	Butler	51 60
295	A	Loyola Chicago	73 65	164	H	Southern Ill.	45 64								
253	H	Illinois St.	52 49	114	H	Missouri St.	63 77								
249	H	Bradley	65 50	101	H	Butler	51 60								

Non-Div I Games: Missouri S&T 84 51

Indiana St.

Average RPI Win:	345
Average RPI Loss:	188

Average RPI	Win: 345	WON-LOST	WINNING	LAST 10	STRENGTH OF	OPP. STRENGTH	TEAM	ADJ.	CONF.	ADJ CONF.
Average RPI	Loss: 188	RECORD	PCT. RANK	GAMES	SCHEDULE	OF SCHEDULE	RPI	RPI	RPI	RPI
DIV. I ONLY		1- 23	348	1- 9	211	286	338	338	28	28
DIV. I NON-CONF.		0- 11	337	0- 0	120	255	324	324	26	26

TOTALS	RPI 1-25		RPI 26-50		W-L RECORDS		RPI 51-100		RPI 101-999	RPI 201+
1- 23	0- 0		0- 0		OVERALL		0- 6		1- 17	1- 11
1- 11	0- 0		0- 0		HOME		0- 2		1- 9	1- 5
0- 12	0- 0		0- 0		AWAY		0- 4		0- 8	0- 6
0- 0	0- 0		0- 0		NEUTRAL		0- 0		0- 0	0- 0
0- 11	0- 0		0- 0		NON-CONFERENCE		0- 4		0- 7	0- 4
0- 5	0- 0		0- 0		HOME		0- 1		0- 4	0- 1
0- 6	0- 0		0- 0		AWAY		0- 3		0- 3	0- 3
0- 0	0- 0		0- 0		NEUTRAL		0- 0		0- 0	0- 0
1- 12	0- 0		0- 0		CONFERENCE		0- 2		1- 10	1- 7
1- 6	0- 0		0- 0		HOME		0- 1		1- 5	1- 4
0- 6	0- 0		0- 0		AWAY		0- 1		0- 5	0- 3
0- 0	0- 0		0- 0		NEUTRAL		0- 0		0- 0	0- 0

RPI 1-25				RPI 26-50				RPI 51-100				RPI 101+ Team's RPI: 338					
RPI	S	Opponent	Score	RPI	S	Opponent	Score	RPI	S	Opponent	Score	RPI	S	Opponent	Score		
								55	A	Duquesne	59	80	132	H	Bucknell I	53	60
								61	A	Qui nni pi ac	47	90	151	H	Kansas	58	72
								61	H	Qui nni pi ac	38	74	166	A	Mari st	55	75
								64	H	Tol edo	57	74	179	H	Temple	54	59
								74	A	Fordham	48	78	197	A	Si ena	51	64
								97	A	Jacksonvi lle	62	71	197	H	Si ena	48	70
													207	A	Stony Brook	46	63
													237	A	Ni agara	59	73
													240	H	Hofstra	43	68
													252	A	Manhattan	63	67
													256	H	Fai rfi el d	68	78
													269	H	Ri der	49	62
													275	A	St. Franci s Brookl yn	63	72
													279	A	Ari zona	58	71
													285	H	Can i si us	49	53
													300	A	Monmouth	56	68
													300	H	Monmouth	56	62
													345	H	Saint Peter' s	52	42
LAST 12 Division I GAMES:																	
				256	H	Fai rfi el d	68	78	197	H	Si ena	48	70				
				61	A	Qui nni pi ac	47	90	252	A	Manhattan	63	67				
				166	A	Mari st	55	75	300	H	Monmouth	56	62				
				345	H	Saint Peter' s	52	42	61	H	Qui nni pi ac	38	74				
				269	H	Ri der	49	62	197	A	Si ena	51	64				
				300	A	Monmouth	56	68	285	H	Can i si us	49	53				

Non-Div I Games:

l ona

Average RPI Win:	123	WON-LOST	WINNING	LAST 10	STRENGTH OF	OPP. STRENGTH	TEAM	ADJ.	CONF.	ADJ CONF.
Average RPI Loss:	38	RECORD	PCT. RANK	GAMES	SCHEDULE	OF SCHEDULE	RPI	RPI	RPI	RPI
DIV. I ONLY	19- 6	42	5- 5	14	63	20	20	3	3	
DIV. I NON-CONF.	12- 1	6	0- 0	51	112	15	15	4	4	

TOTALS	RPI 1-25	RPI 26-50	W-L RECORDS	RPI 51-100	RPI 101-999	RPI 201+				
19- 6	1- 2	2- 2	OVERALL	6- 2	10- 0	3- 0				
11- 3	1- 1	2- 1	HOME	4- 1	4- 0	1- 0				
5- 3	0- 1	0- 1	AWAY	1- 1	4- 0	1- 0				
3- 0	0- 0	0- 0	NEUTRAL	1- 0	2- 0	1- 0				
12- 1	0- 1	0- 0	NON-CONFERENCE	4- 0	8- 0	2- 0				
7- 1	0- 1	0- 0	HOME	3- 0	4- 0	1- 0				
2- 0	0- 0	0- 0	AWAY	0- 0	2- 0	0- 0				
3- 0	0- 0	0- 0	NEUTRAL	1- 0	2- 0	1- 0				
7- 5	1- 1	2- 2	CONFERENCE	2- 2	2- 0	1- 0				
4- 2	1- 0	2- 1	HOME	1- 1	0- 0	0- 0				
3- 3	0- 1	0- 1	AWAY	1- 1	2- 0	1- 0				
0- 0	0- 0	0- 0	NEUTRAL	0- 0	0- 0	0- 0				

RPI	S	Opponent	Score	RPI	S	Opponent	Score	RPI	S	Opponent	Score	RPI	S	Opponent	Score
5	H	Ohio St.	103 89	34	H	Michigan	82 72	52	H	Western Ky.	104 97	107	H	Western Mich.	79 56
6	H	Florida St.	93 94	42	H	Purdue	70 76	57	N	Elon	74 61	115	A	Iowa St.	61 55
14	A	Maryland	64 80	48	A	Minnesota	72 77	59	A	Nebraska	65 74	128	H	Northern Ill.	105 80
				48	H	Minnesota	92 84	59	H	Nebraska	74 92	143	A	UNI	71 47
								61	H	Quinnipiac	83 67	171	H	Samford	80 59
								62	A	Michigan St.	71 68	178	N	Charlotte	77 64
								78	H	Penn St.	80 76	184	A	Wisconsin	56 46
								90	H	Drake	79 66	205	A	Illinois	84 71
												273	N	Morgan St.	90 46
												337	H	Ark.-Pine Bluff	85 45

LAST 12 Division I GAMES:															
				78	H	Penn St.	80 76	59	A	Nebraska	65 74				
				48	H	Minnesota	92 84	42	H	Purdue	70 76				
				62	A	Michigan St.	71 68	205	A	Illinois	84 71				
				59	H	Nebraska	74 92	14	A	Maryland	64 80				
				5	H	Ohio St.	103 89	34	H	Michigan	82 72				
				48	A	Minnesota	72 77	184	A	Wisconsin	56 46				

Non-Div I Games:

Iowa

Average RPI Win:	175	WON-LOST	WINNING	LAST 10	STRENGTH OF	OPP. STRENGTH	TEAM	ADJ.	CONF.	ADJ CONF.
Average RPI Loss:	55	RECORD	PCT. RANK	GAMES	SCHEDULE	OF SCHEDULE	RPI	RPI	RPI	RPI
DIV. I ONLY	10- 13	212	3- 7	41	32	115	115	4	4	
DIV. I NON-CONF.	6- 5	153	0- 0	176	61	156	156	5	5	
<hr/>										
TOTALS	RPI 1-25	RPI 26-50	W-L RECORDS	RPI 51-100	RPI 101-999	RPI 201+				
10- 13	0- 4	1- 2	OVERALL	3- 5	6- 2	5- 0				
6- 6	0- 2	0- 1	HOME	1- 3	5- 0	4- 0				
3- 6	0- 2	1- 0	AWAY	1- 2	1- 2	1- 0				
1- 1	0- 0	0- 1	NEUTRAL	1- 0	0- 0	0- 0				
6- 5	0- 1	0- 1	NON-CONFERENCE	2- 1	4- 2	4- 0				
5- 1	0- 1	0- 0	HOME	1- 0	4- 0	4- 0				
0- 3	0- 0	0- 0	AWAY	0- 1	0- 2	0- 0				
1- 1	0- 0	0- 1	NEUTRAL	1- 0	0- 0	0- 0				
4- 8	0- 3	1- 1	CONFERENCE	1- 4	2- 0	1- 0				
1- 5	0- 1	0- 1	HOME	0- 3	1- 0	0- 0				
3- 3	0- 2	1- 0	AWAY	1- 1	1- 0	1- 0				
0- 0	0- 0	0- 0	NEUTRAL	0- 0	0- 0	0- 0				

RPI 1-25				RPI 26-50				RPI 51-100				RPI 101+ Team's RPI: 115			
RPI	S	Opponent	Score	RPI	S	Opponent	Score	RPI	S	Opponent	Score	RPI	S	Opponent	Score
7	A	Bayl or	49 89	26	N	Central Mich.	60 81	53	A	West Virginia	49 57	124	A	Vanderbilt	74 77
7	H	Bayl or	50 79	29	H	Okl ahoma	69 74	53	H	West Virginia	59 69	143	A	UNI	53 57
9	A	Texas	55 87	44	A	Okl ahoma St.	78 69	63	H	TCU	52 75	151	H	Kansas	71 69
20	H	Iowa	55 61					72	H	South Dakota	81 76	226	A	Texas Tech	66 54
								85	A	Kansas St.	80 45	233	H	UC Riverside	89 66
								85	H	Kansas St.	60 67	248	H	Nicholls St.	75 47
								90	A	Drake	80 83	261	H	UMKC	61 45
								95	N	Tulane	67 64	334	H	N. C. Central	99 58
<hr/>															
LAST 12 Division I GAMES:															
85	A	Kansas St.	80 45	226	A	Texas Tech	66 54	85	H	Kansas St.	60 67				
63	H	TCU	52 75	53	A	West Virginia	49 57	7	A	Bayl or	49 89				
9	A	Texas	55 87	29	H	Okl ahoma	69 74	151	H	Kansas	71 69				
44	A	Okl ahoma St.	78 69												
53	H	West Virginia	59 69												
7	H	Bayl or	50 79												

Non-Div I Games:

Iowa St.

Average RPI Win:	297	WON-LOST	WINNING	LAST 10	STRENGTH OF	OPP. STRENGTH	TEAM	ADJ.	CONF.	ADJ CONF.
Average RPI Loss:	240	RECORD	PCT. RANK	GAMES	SCHEDULE	OF SCHEDULE	RPI	RPI	RPI	RPI
DIV. I ONLY	9- 7	136	6- 4	349	336	306	306	32	32	
DIV. I NON-CONF.	2- 3	214	0- 0	349	229	344	344	32	32	

TOTALS	RPI 1-25	RPI 26-50	W-L RECORDS	RPI 51-100	RPI 101-999	RPI 201+				
9- 7	0- 0	0- 0	OVERALL	0- 0	9- 7	9- 4				
5- 3	0- 0	0- 0	HOME	0- 0	5- 3	5- 2				
4- 4	0- 0	0- 0	AWAY	0- 0	4- 0	4- 0				
0- 0	0- 0	0- 0	NEUTRAL	0- 0	0- 0	0- 0				
2- 3	0- 0	0- 0	NON-CONFERENCE	0- 0	2- 3	2- 2				
0- 1	0- 0	0- 0	HOME	0- 0	0- 1	0- 1				
2- 2	0- 0	0- 0	AWAY	0- 0	2- 2	2- 1				
0- 0	0- 0	0- 0	NEUTRAL	0- 0	0- 0	0- 0				
7- 4	0- 0	0- 0	CONFERENCE	0- 0	7- 4	7- 2				
5- 2	0- 0	0- 0	HOME	0- 0	5- 2	5- 1				
2- 2	0- 0	0- 0	AWAY	0- 0	2- 2	2- 1				
0- 0	0- 0	0- 0	NEUTRAL	0- 0	0- 0	0- 0				

RPI 1-25				RPI 26-50				RPI 51-100				RPI 101+				Team's RPI: 306
RPI	S	Opponent	Score	RPI	S	Opponent	Score	RPI	S	Opponent	Score	RPI	S	Opponent	Score	
												167	A	Southern U.	76	86
												167	H	Southern U.	58	68
												177	A	Memphi s	53	64
												246	H	Grambl ing	82	70
												248	H	Ni chol l s St.	64	90
												250	H	Texas Southern	74	77
												264	H	Prai rie Vi ew	70	61
												276	A	Al corn	74	51
												276	H	Al corn	94	69
												308	H	Al abama A&M	59	43
												313	A	Ill . -Chi cago	76	63
												317	H	Al abama St.	70	61
												332	A	Sam Houston St.	68	74
												337	A	Ark. -Pi ne Bl uff	60	54
												339	A	Chi cago St.	87	69
												342	A	Mi ssi ssi ppi Val .	61	72

LAST 12 Division I GAMES:																
				167	H	Southern U.	58	68	250	H	Texas Southern	74	77			
				276	H	Al corn	94	69	167	A	Southern U.	76	86			
				337	A	Ark. -Pi ne Bl uff	60	54	276	A	Al corn	74	51			
				342	A	Mi ssi ssi ppi Val .	61	72	308	H	Al abama A&M	59	43			
				246	H	Grambl ing	82	70	317	H	Al abama St.	70	61			
				264	H	Prai rie Vi ew	70	61	177	A	Memphi s	53	64			

Non-Div I Games: Philander Smith 88 56 Millsaps 79 41 LSU-Shreveport 85 86 Spring Hill 77 50 Jackson St.

Average RPI Win:	247	WON-LOST	WINNING	LAST 10	STRENGTH OF	OPP. STRENGTH	TEAM	ADJ.	CONF.	ADJ CONF.
Average RPI Loss:	80	RECORD	PCT. RANK	GAMES	SCHEDULE	OF SCHEDULE	RPI	RPI	RPI	RPI
DIV. I ONLY	14- 7	76	8- 2	219	190	97	97	22	22	
DIV. I NON-CONF.	7- 5	132	2- 1	239	160	113	113	21	21	
<hr/>										
TOTALS	RPI 1-25	RPI 26-50	W-L RECORDS	RPI 51-100	RPI 101-999	RPI 201+				
14- 7	0- 2	0- 2	OVERALL	0- 0	14- 3	10- 0				
6- 1	0- 0	0- 1	HOME	0- 0	6- 0	5- 0				
7- 6	0- 2	0- 1	AWAY	0- 0	7- 3	4- 0				
1- 0	0- 0	0- 0	NEUTRAL	0- 0	1- 0	1- 0				
7- 5	0- 2	0- 0	NON-CONFERENCE	0- 0	7- 3	5- 0				
3- 0	0- 0	0- 0	HOME	0- 0	3- 0	3- 0				
3- 5	0- 2	0- 0	AWAY	0- 0	3- 3	1- 0				
1- 0	0- 0	0- 0	NEUTRAL	0- 0	1- 0	1- 0				
7- 2	0- 0	0- 2	CONFERENCE	0- 0	7- 0	5- 0				
3- 1	0- 0	0- 1	HOME	0- 0	3- 0	2- 0				
4- 1	0- 0	0- 1	AWAY	0- 0	4- 0	3- 0				
0- 0	0- 0	0- 0	NEUTRAL	0- 0	0- 0	0- 0				

RPI 1-25				RPI 26-50				RPI 51-100				Team's RPI: 97				RPI 101+			
RPI	S	Opponent	Score	RPI	S	Opponent	Score	RPI	S	Opponent	Score	RPI	S	Opponent	Score	RPI	S	Opponent	Score
6	A	Florida St.	50 82	38	A	FGCU	58 63					103	A	Alabama	60 75				
21	A	NC State	44 64	38	H	FGCU	63 65					110	A	South Ala.	60 58				
																127	A	Bethune-Cookman	68 58
																169	A	Stetson	61 54
																169	H	Stetson	73 63
																170	A	Florida	59 69
																181	A	Troy	88 89
																228	A	North Florida	66 48
																232	N	Northern Ky.	61 49
																248	A	Nicholls St.	69 61
																266	H	Lipscomb	70 48
																286	H	Kennesaw St.	84 49
																296	A	USC Upstate	71 45
																300	H	Monmouth	74 65
																338	H	Iona	71 62
																341	H	Savannah St.	74 46
																346	A	NJIT	88 58
LAST 12 Division I GAMES:																			
169	A	Stetson	61 54	286	H	Kennesaw St.	84 49												
38	H	FGCU	63 65	266	H	Lipscomb	70 48												
169	H	Stetson	73 63	228	A	North Florida	66 48												
38	A	FGCU	58 63	341	H	Savannah St.	74 46												
296	A	USC Upstate	71 45	6	A	Florida St.	50 82												
346	A	NJIT	88 58	232	N	Northern Ky.	61 49												

Non-Div I Games: Flagler 79 52 Webber Int'l 64 43 Edward Waters 79 58

Jacksonville

Average RPI Win:	270	WON-LOST	WINNING	LAST 10	STRENGTH OF	OPP. STRENGTH	TEAM	ADJ.	CONF.	ADJ CONF.
Average RPI Loss:	170	RECORD	PCT. RANK	GAMES	SCHEDULE	OF SCHEDULE	RPI	RPI	RPI	RPI
DIV. I ONLY	12- 10	145	5- 5	278	303	203	203	26	26	
DIV. I NON-CONF.	4- 5	202	0- 0	250	199	214	214	27	27	

TOTALS	RPI 1-25	RPI 26-50	W-L RECORDS	RPI 51-100	RPI 101-999	RPI 201+				
12- 10	0- 1	0- 0	OVERALL	0- 2	12- 7	12- 3				
7- 3	0- 1	0- 0	HOME	0- 0	7- 2	7- 1				
4- 7	0- 0	0- 0	AWAY	0- 2	4- 1	4- 0				
1- 0	0- 0	0- 0	NEUTRAL	0- 0	1- 0	1- 0				
4- 5	0- 1	0- 0	NON-CONFERENCE	0- 1	4- 3	4- 1				
2- 1	0- 1	0- 0	HOME	0- 0	2- 0	2- 0				
1- 4	0- 0	0- 0	AWAY	0- 1	1- 3	1- 1				
1- 0	0- 0	0- 0	NEUTRAL	0- 0	1- 0	1- 0				
8- 5	0- 0	0- 0	CONFERENCE	0- 1	8- 4	8- 2				
5- 2	0- 0	0- 0	HOME	0- 0	5- 2	5- 1				
3- 3	0- 0	0- 0	AWAY	0- 1	3- 2	3- 1				
0- 0	0- 0	0- 0	NEUTRAL	0- 0	0- 0	0- 0				

RPI 1-25				RPI 26-50				RPI 51-100				RPI 101+ Team's RPI: 203			
RPI	S	Opponent	Score	RPI	S	Opponent	Score	RPI	S	Opponent	Score	RPI	S	Opponent	Score
6	H	Florida St.	51 75					69	A	Bel mont	55 71	105	A	Seton Hall	54 73
								88	A	Mi ami (OH)	55 58	139	A	Clemson	45 53
												145	A	SIUE	41 65
												201	H	UT Martin	57 61
												204	A	Morehead St.	67 65
												204	H	Morehead St.	70 64
												209 N	East Carolina	82 73	
												222	H	Southeast Mo. St.	55 48
												224	A	New Orleans	59 54
												238	H	Austin Peay	65 47
												298	H	Murray St.	97 65
												308	H	Al abama A&M	49 33
												309	H	Tennessee Tech	58 60
												319	A	Georgi a St.	41 55
												322	A	Eastern Ky.	44 48
												322	H	Eastern Ky.	65 51
												331	H	Rhode Isl and	63 53
												333	A	Tennessee St.	75 56
												344	A	Eastern Ill.	59 50
LAST 12 Division I GAMES:															
309	H	Tennessee Tech	58 60	204	A	Morehead St.	67 65								
145	A	SIUE	41 65	238	H	Austin Peay	65 47								
344	A	Eastern Ill.	59 50	298	H	Murray St.	97 65								
222	H	Southeast Mo. St.	55 48	69	A	Bel mont	55 71								
201	H	UT Martin	57 61	333	A	Tennessee St.	75 56								
322	A	Eastern Ky.	44 48	204	H	Morehead St.	70 64								

Non-Div I Games: Stillman 93 38 Brewton-Parker 103 44

Jacksonville St.

Average RPI		Win: 202	WON-LOST	WINNING	LAST 10	STRENGTH OF		OPP. STRENGTH	TEAM	ADJ.	CONF.	ADJ CONF.	
Loss: 51			RECORD	PCT. RANK	GAMES	SCHEDULE		OF SCHEDULE	RPI	RPI	RPI	RPI	
DIV. I ONLY		15- 8		87	9- 1	75			99	75	75	10	10
DIV. I NON-CONF.		4- 7		226	0- 0	49			18	153	153	12	12

TOTALS		RPI 1-25		RPI 26-50		W-L RECORDS			RPI 51-100		RPI 101-999		RPI 201+
15- 8		0- 4		0- 1		OVERALL			3- 2		12- 1		9- 0
9- 3		0- 2		0- 0		HOME			3- 0		6- 1		5- 0
6- 4		0- 1		0- 1		AWAY			0- 2		6- 0		4- 0
0- 1		0- 1		0- 0		NEUTRAL			0- 0		0- 0		0- 0
4- 7		0- 4		0- 1		NON-CONFERENCE			1- 1		3- 1		3- 0
3- 3		0- 2		0- 0		HOME			1- 0		2- 1		2- 0
1- 3		0- 1		0- 1		AWAY			0- 1		1- 0		1- 0
0- 1		0- 1		0- 0		NEUTRAL			0- 0		0- 0		0- 0
11- 1		0- 0		0- 0		CONFERENCE			2- 1		9- 0		6- 0
6- 0		0- 0		0- 0		HOME			2- 0		4- 0		3- 0
5- 1		0- 0		0- 0		AWAY			0- 1		5- 0		3- 0
0- 0		0- 0		0- 0		NEUTRAL			0- 0		0- 0		0- 0

RPI	S	Opponent	Score	RPI	S	Opponent	Score	RPI	S	Opponent	Score	RPI	S	Opponent	Score
6	H	Florida St.	63 79	47	A	Dayton	54 82	57	A	Elon	43 50	135	A	Northeastern	60 57
8	A	Tennessee	60 89					57	H	Elon	70 67	135	H	Northeastern	72 43
18	H	Rutgers	63 76					58	H	Drexel	56 48	140	A	William & Mary	86 41
25	N	Villanova	57 60					60	A	St. John's (NY)	64 81	188	H	Saint Joseph's	66 73
								96	H	Liberty	58 47	240	A	Hofstra	55 42
												240	H	Hofstra	73 56
												257	A	Col. of Charleston	67 45
												257	H	Col. of Charleston	67 53
												259	H	Towson	69 45
												272	A	Vermont	68 56
												282	A	UNCW	63 48
												284	H	Bryant	67 36
												323	H	Wagner	68 45

LAST 12 Division I GAMES:															
135	H	Northeastern	72 43	257	A	Col. of Charleston	67 45								
57	A	Elon	43 50	57	H	Elon	70 67								
140	A	William & Mary	86 41	58	H	Drexel	56 48								
257	H	Col. of Charleston	67 53	259	H	Towson	69 45								
240	H	Hofstra	73 56	135	A	Northeastern	60 57								
282	A	UNCW	63 48	240	A	Hofstra	55 42								

Non-Div I Games:

James Madison

Average RPI Win:	205	WON-LOST	WINNING	LAST 10	STRENGTH OF	OPP. STRENGTH	TEAM	ADJ.	CONF.	ADJ CONF.
Average RPI Loss:	63	RECORD	PCT. RANK	GAMES	SCHEDULE	OF SCHEDULE	RPI	RPI	RPI	RPI
DIV. I ONLY	11- 12	189	1- 9	80	65	151	151	4	4	
DIV. I NON-CONF.	9- 2	34	0- 0	241	225	94	94	5	5	
TOTALS	RPI 1-25	RPI 26-50	W-L RECORDS	RPI 51-100	RPI 101-999	RPI 201+				
11- 12	0- 3	0- 2	OVERALL	2- 5	9- 2	7- 1				
9- 6	0- 2	0- 0	HOME	2- 3	7- 1	5- 1				
2- 6	0- 1	0- 2	AWAY	0- 2	2- 1	2- 0				
0- 0	0- 0	0- 0	NEUTRAL	0- 0	0- 0	0- 0				
9- 2	0- 0	0- 0	NON-CONFERENCE	1- 2	8- 0	6- 0				
8- 1	0- 0	0- 0	HOME	1- 1	7- 0	5- 0				
1- 1	0- 0	0- 0	AWAY	0- 1	1- 0	1- 0				
0- 0	0- 0	0- 0	NEUTRAL	0- 0	0- 0	0- 0				
2- 10	0- 3	0- 2	CONFERENCE	1- 3	1- 2	1- 1				
1- 5	0- 2	0- 0	HOME	1- 2	0- 1	0- 1				
1- 5	0- 1	0- 2	AWAY	0- 1	1- 1	1- 0				
0- 0	0- 0	0- 0	NEUTRAL	0- 0	0- 0	0- 0				

RPI	S	Opponent	Score	RPI	S	Opponent	Score	RPI	S	Opponent	Score	RPI	S	Opponent	Score
7	H	Bayl or	48 83	29	A	Okl ahoma	64 97	53	H	West Vi rgi ni a	54 74	108	H	Ri ce	73 65
9	A	Texas	62 79	44	A	Okl ahoma St.	63 92	59	H	Nebraska	49 66	115	A	Iowa St.	69 71
9	H	Texas	41 55					60	A	St. John's (NY)	53 65	118	H	Yale	81 75
								63	A	TCU	66 76	222	H	Southeast Mo. St.	51 50
								63	H	TCU	86 77	226	A	Texas Tech	60 47
								85	H	Kansas St.	59 63	226	H	Texas Tech	56 68
								94	H	Arkansas	71 60	245	H	Campbell	66 48
												250	H	Texas Southern	72 37
												261	H	UMKC	63 48
												329	H	Delaware St.	81 49
												338	A	Iona	72 58
LAST 12 Division I GAMES:															
44	A	Okl ahoma St.	63 92	9	A	Texas	62 79	53	H	West Vi rgi ni a	54 74				
9	H	Texas	41 55	7	H	Bayl or	48 83	226	A	Texas Tech	60 47				
85	H	Kansas St.	59 63	63	H	TCU	86 77	115	A	Iowa St.	69 71				
29	A	Okl ahoma	64 97												
63	A	TCU	66 76												
226	H	Texas Tech	56 68												

Non-Div I Games:

Kansas

Average RPI Win:	293	WON-LOST	WINNING	LAST 10	STRENGTH OF	OPP. STRENGTH	TEAM	ADJ.	CONF.	ADJ CONF.
Average RPI Loss:	156	RECORD	PCT. RANK	GAMES	SCHEDULE	OF SCHEDULE	RPI	RPI	RPI	RPI
DIV. I ONLY	6- 13	273	4- 6	314	164	286	286	22	22	
DIV. I NON-CONF.	3- 7	254	1- 1	251	81	242	242	21	21	
TOTALS	RPI 1-25	RPI 26-50	W-L RECORDS	RPI 51-100	RPI 101-999	RPI 201+				
6- 13	0- 1	0- 1	OVERALL	0- 3	6- 8	5- 5				
3- 4	0- 0	0- 1	HOME	0- 0	3- 3	2- 3				
3- 7	0- 0	0- 0	AWAY	0- 2	3- 5	3- 2				
0- 2	0- 1	0- 0	NEUTRAL	0- 1	0- 0	0- 0				
3- 7	0- 1	0- 0	NON-CONFERENCE	0- 2	3- 4	3- 1				
1- 1	0- 0	0- 0	HOME	0- 0	1- 1	1- 1				
2- 4	0- 0	0- 0	AWAY	0- 1	2- 3	2- 0				
0- 2	0- 1	0- 0	NEUTRAL	0- 1	0- 0	0- 0				
3- 6	0- 0	0- 1	CONFERENCE	0- 1	3- 4	2- 4				
2- 3	0- 0	0- 1	HOME	0- 0	2- 2	1- 2				
1- 3	0- 0	0- 0	AWAY	0- 1	1- 2	1- 2				
0- 0	0- 0	0- 0	NEUTRAL	0- 0	0- 0	0- 0				

RPI S	Opponent	Score	RPI S	Opponent	Score	RPI S	Opponent	Score	RPI S	Opponent	Score	Team's RPI: 286
14 N	Maryland	35 89	38 H	FGCU	57 78	67 A	Georgia Tech	48 86	122 A	Ole Miss	63 92	
						68 N	Maine	39 75	139 A	Clemson	28 41	
						97 A	Jacksonville	49 84	169 H	Stetson	66 49	
									185 A	Furman	59 78	
									209 H	East Carolina	56 66	
									228 A	North Florida	72 77	
									254 A	Presbyterian	60 51	
									266 H	Lipscomb	62 64	
									296 A	USC Upstate	61 65	
									296 H	USC Upstate	64 70	
									319 H	Georgia St.	71 61	
									325 A	Ga. Southern	60 58	
									346 A	NJIT	61 58	
									346 H	NJIT	80 65	
LAST 12 Division I GAMES:												
346 A	NJIT	61 58	97 A	Jacksonville	49 84	228 A	North Florida	72 77				
296 H	USC Upstate	64 70	266 H	Lipscomb	62 64	325 A	Ga. Southern	60 58				
346 H	NJIT	80 65	209 H	East Carolina	56 66	319 H	Georgia St.	71 61				
296 A	USC Upstate	61 65										
169 H	Stetson	66 49										
38 H	FGCU	57 78										

Non-Div I Games: Middle Ga. St. 81 65

Kennesaw St.

Average RPI	Win:	212	WON-LOST	WINNING	LAST 10	STRENGTH OF	OPP. STRENGTH	TEAM	ADJ.	CONF.	ADJ CONF.
Average RPI	Loss:	84	RECORD	PCT. RANK	GAMES	SCHEDULE	OF SCHEDULE	RPI	RPI	RPI	RPI
DIV. I ONLY		11- 13		205	3- 7	116		92	134	134	7
DIV. I NON-CONF.		7- 5		132	0- 0	156		106	105	105	8

TOTALS	RPI 1-25		RPI 26-50		W-L RECORDS	RPI 51-100		RPI 101-999		RPI 201+	
11- 13	0- 2		0- 5		OVERALL	1- 1		10- 5		4- 1	
3- 4	0- 0		0- 1		HOME	0- 1		3- 2		1- 0	
6- 6	0- 0		0- 0		AWAY	1- 0		5- 1		2- 0	
2- 3	0- 1		0- 2		NEUTRAL	0- 0		2- 0		1- 0	
7- 5	0- 1		0- 3		NON-CONFERENCE	0- 1		7- 0		4- 0	
1- 1	0- 0		0- 0		HOME	0- 1		1- 0		1- 0	
4- 1	0- 0		0- 1		AWAY	0- 0		4- 0		2- 0	
2- 3	0- 1		0- 2		NEUTRAL	0- 0		2- 0		1- 0	
4- 8	0- 1		0- 2		CONFERENCE	1- 0		3- 5		0- 1	
2- 3	0- 0		0- 1		HOME	0- 0		2- 2		0- 0	
2- 5	0- 1		0- 1		AWAY	1- 0		1- 3		0- 1	
0- 0	0- 0		0- 0		NEUTRAL	0- 0		0- 0		0- 0	

RPI 1-25				RPI 26-50				RPI 51-100				RPI 101+ Team's RPI: 134			
RPI	S	Opponent	Score	RPI	S	Opponent	Score	RPI	S	Opponent	Score	RPI	S	Opponent	Score
12	N	Stanford	54 79	26	A	Central Mi ch.	84 88	64	A	Toledo	62 55	107	H	Western Mi ch.	61 66
23	A	Buffalo	42 80	34	A	Michigan	41 54	98	H	Wright St.	60 72	128	A	Northern Ill.	79 81
				38	N	FGCU	62 80					128	H	Northern Ill.	62 72
				41	N	Gonzaga	57 77					153	A	Robert Morris	46 31
				45	H	Ball St.	58 79					177	N	Memphis	70 55
												194	A	Bowling Green	50 60
												194	H	Bowling Green	81 57
												195	A	Eastern Mi ch.	67 60
												195	H	Eastern Mi ch.	76 69
												200	A	Youngstown St.	55 44
												223	A	Akron	60 75
												232	A	Northern Ky.	59 54
												289	N	Southeastern La.	81 60
												307	H	Detroit Mercy	82 74
												322	A	Eastern Ky.	65 57

LAST 12 Division I GAMES:															
23	A	Buffalo	42 80	194	A	Bowling Green	50 60								
128	H	Northern Ill.	62 72	26	A	Central Mi ch.	84 88								
194	H	Bowling Green	81 57	195	H	Eastern Mi ch.	76 69								
223	A	Akron	60 75	107	H	Western Mi ch.	61 66								
64	A	Toledo	62 55	128	A	Northern Ill.	79 81								
45	H	Ball St.	58 79	195	A	Eastern Mi ch.	67 60								

Non-Div I Games:

Kent St.

Average RPI Loss: 37

DIV. I ONLY	12- 13	188	4- 6	47	53	106	106	2	2
DIV. I NON-CONF.	8- 6	143	0- 1	105	141	114	114	2	2
TOTALS	RPI 1-25	RPI 26-50	W-L RECORDS	RPI 51-100	RPI 101-999	RPI 201+			
12- 13	0- 7	0- 4	OVERALL	3- 0	9- 2	7- 0			
8- 6	0- 4	0- 2	HOME	1- 0	7- 0	6- 0			
4- 7	0- 3	0- 2	AWAY	2- 0	2- 2	1- 0			
0- 0	0- 0	0- 0	NEUTRAL	0- 0	0- 0	0- 0			
8- 6	0- 2	0- 3	NON-CONFERENCE	1- 0	7- 1	7- 0			
6- 2	0- 1	0- 1	HOME	0- 0	6- 0	6- 0			
2- 4	0- 1	0- 2	AWAY	1- 0	1- 1	1- 0			
0- 0	0- 0	0- 0	NEUTRAL	0- 0	0- 0	0- 0			
4- 7	0- 5	0- 1	CONFERENCE	2- 0	2- 1	0- 0			
2- 4	0- 3	0- 1	HOME	1- 0	1- 0	0- 0			
2- 3	0- 2	0- 0	AWAY	1- 0	1- 1	0- 0			
0- 0	0- 0	0- 0	NEUTRAL	0- 0	0- 0	0- 0			

[illegible]

Kentucky

Average RPI Win:	292	WON-LOST	WINNING	LAST 10	STRENGTH OF	OPP. STRENGTH	TEAM	ADJ.	CONF.	ADJ CONF.
Average RPI Loss:	190	RECORD	PCT. RANK	GAMES	SCHEDULE	OF SCHEDULE	RPI	RPI	RPI	RPI
DIV. I ONLY	9- 13	224	4- 6	316	324	277	277	29	29	
DIV. I NON-CONF.	4- 7	226	0- 1	269	299	267	267	29	29	
<hr/>										
TOTALS	RPI 1-25	RPI 26-50	W-L RECORDS	RPI 51-100	RPI 101-999	RPI 201+				
9- 13	0- 0	0- 1	OVERALL	0- 1	9- 11	8- 6				
5- 5	0- 0	0- 1	HOME	0- 1	5- 3	4- 3				
4- 8	0- 0	0- 0	AWAY	0- 0	4- 0	4- 0				
0- 0	0- 0	0- 0	NEUTRAL	0- 0	0- 0	0- 0				
4- 7	0- 0	0- 1	NON-CONFERENCE	0- 1	4- 5	3- 2				
2- 3	0- 0	0- 1	HOME	0- 1	2- 1	1- 1				
2- 4	0- 0	0- 0	AWAY	0- 0	2- 4	2- 1				
0- 0	0- 0	0- 0	NEUTRAL	0- 0	0- 0	0- 0				
5- 6	0- 0	0- 0	CONFERENCE	0- 0	5- 6	5- 4				
3- 2	0- 0	0- 0	HOME	0- 0	3- 2	3- 2				
2- 4	0- 0	0- 0	AWAY	0- 0	2- 4	2- 2				
0- 0	0- 0	0- 0	NEUTRAL	0- 0	0- 0	0- 0				

RPI 1-25				RPI 26-50				RPI 51-100				RPI 101+ Team's RPI: 277			
RPI	S	Opponent	Score	RPI	S	Opponent	Score	RPI	S	Opponent	Score	RPI	S	Opponent	Score
				34	H	Michigan	49 86	83	H	Navy	47 79	111	A	George Mason	70 73
												118	A	Yale	51 62
												131	A	Saint Francis (PA)	71 101
												153	A	Robert Morris	53 60
												157	H	Lehigh	72 69
												175	A	Army West Point	37 71
												244	A	Lafayette	53 69
												252	H	Manhattan	38 72
												267	H	Fairleigh Dickinson	49 61
												275	H	St. Francis Brooklyn	61 59
												283	A	Mt. St. Mary's	61 59
												283	H	Mt. St. Mary's	53 48
												284	A	Bryant	56 75
												291	H	Sacred Heart	46 50
												294	A	Central Conn. St.	61 54
												323	A	Wagner	44 52
												323	H	Wagner	74 69
												326	A	UMBC	66 52
												345	H	Saint Peter's	57 46
												346	A	NJIT	67 49
<hr/>															
LAST 12 Division I GAMES:															
				323	A	Wagner	44 52	283	H	Mt. St. Mary's	53 48				
				283	A	Mt. St. Mary's	61 59	323	H	Wagner	74 69				
				267	H	Fairleigh Dickinson	49 61	131	A	Saint Francis (PA)	71 101				
				291	H	Sacred Heart	46 50	153	A	Robert Morris	53 60				
				294	A	Central Conn. St.	61 54	275	H	St. Francis Brooklyn	61 59				
				284	A	Bryant	56 75	83	H	Navy	47 79				

Non-Div I Games:

LIU Brooklyn

■ Loss,
 ■ Non-Conf,
 ■ S Site,
 ■ H Home
 ■ A Away
 N Neutral

Average RPI	Win:	140	WON-LOST	WINNING	LAST 10	STRENGTH OF	OPP. STRENGTH	TEAM	ADJ.	CONF.	ADJ CONF.
Average RPI	Loss:	40	RECORD	PCT. RANK	GAMES	SCHEDULE	OF SCHEDULE	RPI	RPI	RPI	RPI
DIV. I ONLY		15- 7		72	6- 4	37	19	27	27	2	2
DIV. I NON-CONF.		8- 3		65	1- 0	133	63	50	50	2	2

TOTALS	RPI 1-25		RPI 26-50		W-L RECORDS	RPI 51-100		RPI 101-999		RPI 201+	
15- 7	3- 3		0- 2		OVERALL	3- 1		9- 1		4- 0	
8- 1	2- 1		0- 0		HOME	1- 0		5- 0		3- 0	
6- 5	1- 1		0- 2		AWAY	1- 1		4- 1		1- 0	
1- 1	0- 1		0- 0		NEUTRAL	1- 0		0- 0		0- 0	
8- 3	0- 1		0- 2		NON-CONFERENCE	2- 0		6- 0		4- 0	
4- 0	0- 0		0- 0		HOME	0- 0		4- 0		3- 0	
3- 2	0- 0		0- 2		AWAY	1- 0		2- 0		1- 0	
1- 1	0- 1		0- 0		NEUTRAL	1- 0		0- 0		0- 0	
7- 4	3- 2		0- 0		CONFERENCE	1- 1		3- 1		0- 0	
4- 1	2- 1		0- 0		HOME	1- 0		1- 0		0- 0	
3- 3	1- 1		0- 0		AWAY	0- 1		2- 1		0- 0	
0- 0	0- 0		0- 0		NEUTRAL	0- 0		0- 0		0- 0	

RPI	S	Opponent	Score	RPI	S	Opponent	Score	RPI	S	Opponent	Score	RPI	S	Opponent	Score
3	H	Mississippi St.	70 83	28	A	South Fla.	55 61	92	A	Auburn	62 70	103	A	Alabama	51 65
8	H	Tennessee	70 59	32	A	Northern Colo.	50 58	92	H	Auburn	59 56	106	A	Kentucky	72 70
9	N	Texas	66 75					95	A	Tulane	73 50	112	A	Little Rock	56 37
15	A	Texas A&M	59 69					99	N	Saint Louis	71 59	124	H	Vanderbilt	85 65
19	A	Missouri	69 65									155	H	Louisiana	60 45
22	H	Georgia	71 60									170	A	Florida	66 59
												226	A	Texas Tech	48 40
												248	H	Nicholls St.	65 50
												289	H	Southeastern La.	84 56
												332	H	Sam Houston St.	71 58

Team's RPI: 27															
LAST 12 Division I GAMES:															
92	A	Auburn	62 70	170	A	Florida	66 59								
106	A	Kentucky	72 70	103	A	Alabama	51 65								
22	H	Georgia	71 60	3	H	Mississippi St.	70 83								
8	H	Tennessee	70 59	19	A	Missouri	69 65								
15	A	Texas A&M	59 69	124	H	Vanderbilt	85 65								
92	H	Auburn	59 56	332	H	Sam Houston St.	71 58								

Non-Div I Games:

LSU

Average RPI Win:	203	WON-LOST	WINNING	LAST 10	STRENGTH OF	OPP. STRENGTH	TEAM	ADJ.	CONF.	ADJ CONF.
Average RPI Loss:	151	RECORD	PCT. RANK	GAMES	SCHEDULE	OF SCHEDULE	RPI	RPI	RPI	RPI
DIV. I ONLY	8- 16	262	3- 7	132	170	225	225	12	12	
DIV. I NON-CONF.	5- 8	220	0- 1	95	206	154	154	10	10	

TOTALS	RPI 1-25	RPI 26-50	W-L RECORDS	RPI 51-100	RPI 101-999	RPI 201+				
8- 16	0- 1	0- 1	OVERALL	2- 5	6- 9	4- 5				
4- 6	0- 1	0- 1	HOME	2- 0	2- 4	2- 1				
3- 10	0- 0	0- 0	AWAY	0- 5	3- 5	2- 4				
1- 0	0- 0	0- 0	NEUTRAL	0- 0	1- 0	0- 0				
5- 8	0- 1	0- 0	NON-CONFERENCE	1- 3	4- 4	2- 2				
1- 3	0- 1	0- 0	HOME	1- 0	0- 2	0- 1				
3- 5	0- 0	0- 0	AWAY	0- 3	3- 2	2- 1				
1- 0	0- 0	0- 0	NEUTRAL	0- 0	1- 0	0- 0				
3- 8	0- 0	0- 1	CONFERENCE	1- 2	2- 5	2- 3				
3- 3	0- 0	0- 1	HOME	1- 0	2- 2	2- 0				
0- 5	0- 0	0- 0	AWAY	0- 2	0- 3	0- 3				
0- 0	0- 0	0- 0	NEUTRAL	0- 0	0- 0	0- 0				

RPI 1-25				RPI 26-50				RPI 51-100				RPI 101+ Team's RPI: 225			
RPI	S	Opponent	Score	RPI	S	Opponent	Score	RPI	S	Opponent	Score	RPI	S	Opponent	Score
25	H	Villanova	49 76	47	H	Dayton	47 76	55	A	Duquesne	50 78	111	H	George Mason	56 69
								58	A	Drexel	54 79	157	A	Lehigh	69 61
								65	A	American	48 66	179	H	Temple	52 69
								73	A	Harvard	61 70	180	N	New Hampshire	59 51
								80	H	Penn	66 59	184	A	Wisconsin	60 71
								93	A	George Washington	45 60	188	H	Saint Joseph's	64 75
								99	H	Saint Louis	87 76	211	A	Richmond	51 77
												241	A	North Texas	44 70
												243	H	St. Bonaventure	66 63
												244	A	Lafayette	74 47
												269	H	Rider	55 76
												288	A	Massachusetts	66 69
												292	H	VCU	62 57
												329	A	Delaware St.	71 48
												331	A	Rhode Island	63 72

LAST 12 Division I GAMES:															
				99	H	Saint Louis	87 76	55	A	Duquesne	50 78				
				288	A	Massachusetts	66 69	243	H	St. Bonaventure	66 63				
				93	A	George Washington	45 60	73	A	Harvard	61 70				
				188	H	Saint Joseph's	64 75	211	A	Richmond	51 77				
				292	H	VCU	62 57	111	H	George Mason	56 69				
				331	A	Rhode Island	63 72	47	H	Dayton	47 76				

Non-Div I Games:

La Salle

Average RPI Win:	300	WON-LOST	WINNING	LAST 10	STRENGTH OF	OPP. STRENGTH	TEAM	ADJ.	CONF.	ADJ CONF.
Average RPI Loss:	185	RECORD	PCT. RANK	GAMES	SCHEDULE	OF SCHEDULE	RPI	RPI	RPI	RPI
DIV. I ONLY	2- 18	336	1- 9	225	293	336	336	23	23	
DIV. I NON-CONF.	1- 8	313	0- 1	262	314	339	339	23	23	

TOTALS	RPI 1-25	RPI 26-50	W-L RECORDS	RPI 51-100	RPI 101-999	RPI 201+				
2- 18	0- 0	0- 1	OVERALL	0- 1	2- 16	2- 7				
2- 6	0- 0	0- 0	HOME	0- 0	2- 6	2- 3				
0- 12	0- 0	0- 1	AWAY	0- 0	0- 2	0- 0				
0- 0	0- 0	0- 0	NEUTRAL	0- 0	0- 0	0- 0				
1- 8	0- 0	0- 1	NON-CONFERENCE	0- 1	1- 6	1- 4				
1- 2	0- 0	0- 0	HOME	0- 0	1- 2	1- 2				
0- 6	0- 0	0- 1	AWAY	0- 1	0- 4	0- 2				
0- 0	0- 0	0- 0	NEUTRAL	0- 0	0- 0	0- 0				
1- 10	0- 0	0- 0	CONFERENCE	0- 0	1- 10	1- 3				
1- 4	0- 0	0- 0	HOME	0- 0	1- 4	1- 1				
0- 6	0- 0	0- 0	AWAY	0- 0	0- 6	0- 2				
0- 0	0- 0	0- 0	NEUTRAL	0- 0	0- 0	0- 0				

RPI 1-25				RPI 26-50				RPI 51-100				RPI 101+ Team's RPI: 336			
RPI	S	Opponent	Score	RPI	S	Opponent	Score	RPI	S	Opponent	Score	RPI	S	Opponent	Score
				44	A	Oklahoma St.	58 112	92	A	Auburn	41 67	108	A	Rice	47 63
												110	H	South Ala.	60 67
												112	A	Little Rock	37 57
												147	A	Texas St.	52 86
												155	A	Louisiana	55 63
												155	H	Louisiana	48 76
												173	A	Louisiana Tech	49 71
												181	H	Troy	79 86
												192	A	UT Arlington	61 70
												216	A	Arkansas St.	62 76
												224	H	New Orleans	51 89
												246	A	Grambling	52 61
												262	A	McNeese	61 65
												268	H	Appalachian St.	67 71
												281	H	Coastal Caro.	62 56
												318	H	Houston Baptist	77 73
												320	H	Northwestern St.	48 70
												325	A	Ga. Southern	45 75
LAST 12 Division I GAMES:															
				325	A	Ga. Southern	45 75	155	A	Louisiana	55 63				
				155	H	Louisiana	48 76	268	H	Appalachian St.	67 71				
				110	H	South Ala.	60 67	281	H	Coastal Caro.	62 56				
				181	H	Troy	79 86	112	A	Little Rock	37 57				
				192	A	UT Arlington	61 70	216	A	Arkansas St.	62 76				
				147	A	Texas St.	52 86	44	A	Oklahoma St.	58 112				

Non-Div I Games: Millsaps 73 41 Centenary (LA) 90 53

La. -Monroe

Average RPI Win:	259	WON-LOST	WINNING	LAST 10	STRENGTH OF	OPP. STRENGTH	TEAM	ADJ.	CONF.	ADJ CONF.
Average RPI Loss:	147	RECORD	PCT. RANK	GAMES	SCHEDULE	OF SCHEDULE	RPI	RPI	RPI	RPI
DIV. I ONLY	8- 14	250	3- 7	175	264	244	244	15	15	
DIV. I NON-CONF.	4- 6	214	0- 0	219	329	249	249	18	18	

TOTALS	RPI 1-25	RPI 26-50	W-L RECORDS	RPI 51-100	RPI 101-999	RPI 201+				
8- 14	0- 0	0- 1	OVERALL	0- 4	8- 9	8- 3				
5- 6	0- 0	0- 1	HOME	0- 1	5- 4	5- 2				
3- 8	0- 0	0- 0	AWAY	0- 3	3- 5	3- 1				
0- 0	0- 0	0- 0	NEUTRAL	0- 0	0- 0	0- 0				
4- 6	0- 0	0- 1	NON-CONFERENCE	0- 2	4- 3	4- 2				
3- 2	0- 0	0- 1	HOME	0- 0	3- 1	3- 1				
1- 4	0- 0	0- 0	AWAY	0- 2	1- 2	1- 1				
0- 0	0- 0	0- 0	NEUTRAL	0- 0	0- 0	0- 0				
4- 8	0- 0	0- 0	CONFERENCE	0- 2	4- 6	4- 1				
2- 4	0- 0	0- 0	HOME	0- 1	2- 3	2- 1				
2- 4	0- 0	0- 0	AWAY	0- 1	2- 3	2- 0				
0- 0	0- 0	0- 0	NEUTRAL	0- 0	0- 0	0- 0				

RPI	S	Opponent	Score	RPI	S	Opponent	Score	RPI	S	Opponent	Score	RPI	S	Opponent	Score	Team's RPI: 244
36	H	Princeton	45	53	58	A	Drexel	37	52	132	A	Bucknell I	53	83		
					65	H	American	67	74	132	H	Bucknell I	57	80		
					80	A	Penn	42	55	153	A	Robert Morris	42	63		
					83	A	Navy	59	65	157	A	Lehigh	45	70		
										175	A	Army West Point	39	48		
										175	H	Army West Point	60	65		
										208	A	Boston U.	47	45		
										220	H	Loyola Maryland	65	54		
										225	H	La Salle	47	74		
										236	A	Holy Cross	69	65		
										236	H	Holy Cross	56	69		
										263	A	Cornell I	59	58		
										269	H	Rider	60	45		
										277	H	LIU Brooklyn	69	53		
										278	H	Colgate	63	48		
										323	H	Wagner	70	52		
										345	A	Saint Peter's	61	64		
LAST 12 Division I GAMES:																
175	A	Army West Point	39	48	220	H	Loyola Maryland	65	54							
132	H	Bucknell I	57	80	175	H	Army West Point	60	65							
236	H	Holy Cross	56	69	132	A	Bucknell I	53	83							
208	A	Boston U.	47	45	278	H	Colgate	63	48							
65	H	American	67	74	236	A	Holy Cross	69	65							
83	A	Navy	59	65	157	A	Lehigh	45	70							

Non-Div I Games:

Lafayette

Average RPI Win:	253	WON-LOST	WINNING	LAST 10	STRENGTH OF	OPP. STRENGTH	TEAM	ADJ.	CONF.	ADJ CONF.
Average RPI Loss:	92	RECORD	PCT. RANK	GAMES	SCHEDULE	OF SCHEDULE	RPI	RPI	RPI	RPI
DIV. I ONLY	12- 6	76	9- 1	238	217	109	109	25	25	
DIV. I NON-CONF.	1- 5	300	0- 0	26	11	164	164	25	25	

TOTALS	RPI 1-25	RPI 26-50	W-L RECORDS	RPI 51-100	RPI 101-999	RPI 201+				
12- 6	0- 1	0- 1	OVERALL	0- 1	12- 3	10- 0				
7- 0	0- 0	0- 0	HOME	0- 0	7- 0	6- 0				
4- 5	0- 1	0- 1	AWAY	0- 1	4- 2	4- 0				
1- 1	0- 0	0- 0	NEUTRAL	0- 0	1- 1	0- 0				
1- 5	0- 1	0- 1	NON-CONFERENCE	0- 1	1- 2	0- 0				
0- 0	0- 0	0- 0	HOME	0- 0	0- 0	0- 0				
0- 4	0- 1	0- 1	AWAY	0- 1	0- 1	0- 0				
1- 1	0- 0	0- 0	NEUTRAL	0- 0	1- 1	0- 0				
11- 1	0- 0	0- 0	CONFERENCE	0- 0	11- 1	10- 0				
7- 0	0- 0	0- 0	HOME	0- 0	7- 0	6- 0				
4- 1	0- 0	0- 0	AWAY	0- 0	4- 1	4- 0				
0- 0	0- 0	0- 0	NEUTRAL	0- 0	0- 0	0- 0				

RPI 1-25				RPI 26-50				RPI 51-100				RPI 101+				Team's RPI: 109
RPI	S	Opponent	Score	RPI	S	Opponent	Score	RPI	S	Opponent	Score	RPI	S	Opponent	Score	
7	A	Baylor	62 121	42	A	Purdue	64 79	82	A	New Mexico	58 90	126	H	SFA	79 65	
												128	N	Northern Ill.	90 80	
												129	A	Central Ark.	39 51	
												144	N	North Dakota	70 73	
												150	A	Pacific	75 80	
												214	H	Abilene Christian	77 71	
												224	H	New Orleans	100 77	
												248	A	Nicholls St.	76 61	
												260	A	A&M-Corpus Christi	70 31	
												262	H	McNeese	83 58	
												289	A	Southeastern La.	75 58	
												316	H	Incarinate Word	77 54	
												318	A	Houston Baptist	79 51	
												320	H	Northwestern St.	71 44	
												332	H	Sam Houston St.	91 44	
LAST 12 Division I GAMES:																
				320	H	Northwestern St.	71 44	316	H	Incarinate Word	77 54					
				126	H	SFA	79 65	289	A	Southeastern La.	75 58					
				214	H	Abilene Christian	77 71	129	A	Central Ark.	39 51					
				262	H	McNeese	83 58	224	H	New Orleans	100 77					
				248	A	Nicholls St.	76 61	260	A	A&M-Corpus Christi	70 31					
				332	H	Sam Houston St.	91 44	318	A	Houston Baptist	79 51					

Non-Div I Games: Howard Payne 101 37 Schreiner 116 37 Louisiana Col. 93 62 S' western Assemblies 92 49 Lamar University

Average RPI Win: 231
Average RPI Loss: 160

WON-LOST
RECORD

WINNING
PCT. RANK

LAST 10
GAMES

STRENGTH OF
SCHEDULE

OPP. STRENGTH
OF SCHEDULE

TEAM
RPI

ADJ.
RPI

CONF.
RPI

ADJ CONF.
RPI

DIV. I ONLY	12- 10	145	5- 5	203	250	157	157	15	15
DIV. I NON-CONF.	5- 5	170	0- 0	323	320	253	253	18	18
<hr/>									
TOTALS	RPI 1-25	RPI 26-50	W-L RECORDS	RPI 51-100	RPI 101-999	RPI 201+			
12- 10	0- 1	0- 1	OVERALL	1- 2	11- 6	9- 5			
8- 1	0- 0	0- 0	HOME	1- 0	7- 1	5- 1			
4- 8	0- 0	0- 1	AWAY	0- 2	4- 5	4- 4			
0- 1	0- 1	0- 0	NEUTRAL	0- 0	0- 0	0- 0			
5- 5	0- 1	0- 1	NON-CONFERENCE	0- 0	5- 3	5- 3			
3- 1	0- 0	0- 0	HOME	0- 0	3- 1	3- 1			
2- 3	0- 0	0- 1	AWAY	0- 0	2- 2	2- 2			
0- 1	0- 1	0- 0	NEUTRAL	0- 0	0- 0	0- 0			
7- 5	0- 0	0- 0	CONFERENCE	1- 2	6- 3	4- 2			
5- 0	0- 0	0- 0	HOME	1- 0	4- 0	2- 0			
2- 5	0- 0	0- 0	AWAY	0- 2	2- 3	2- 2			
0- 0	0- 0	0- 0	NEUTRAL	0- 0	0- 0	0- 0			

RPI 1-25				RPI 26-50				RPI 51-100				RPI 101+				Team's RPI: 157
RPI	S	Opponent	Score	RPI	S	Opponent	Score	RPI	S	Opponent	Score	RPI	S	Opponent	Score	
25	N	Villanova	42 62	48	A	Minnesota	73 107	65	A	American	64 82	132	A	Bucknell I	52 59	
								83	A	Navy	50 53	132	H	Bucknell I	66 62	
								83	H	Navy	66 63	175	H	Army West Point	59 55	
												208	A	Boston U.	65 56	
												208	H	Boston U.	74 58	
												220	A	Loyola Maryland	64 67	
												225	H	La Salle	61 69	
												236	A	Holy Cross	49 54	
												244	H	Lafayette	70 45	
												256	H	Fairfield	56 53	
												263	A	Cornell	62 57	
												277	A	LIU Brooklyn	69 72	
												278	A	Colgate	59 51	
												283	H	Mt. St. Mary's	75 71	
												291	A	Sacred Heart	55 65	
												300	A	Monmouth	75 57	
												346	H	NJIT	64 50	
<hr/>																
LAST 12 Division I GAMES:																
132	A	Bucknell I	52 59	65	A	American	64 82	132	H	Bucknell I	66 62					
208	A	Boston U.	65 56	208	H	Boston U.	74 58	236	A	Holy Cross	49 54					
83	A	Navy	50 53	83	H	Navy	66 63									
220	A	Loyola Maryland	64 67													
175	H	Army West Point	59 55													
278	A	Colgate	59 51	244	H	Lafayette	70 45									

Non-Div I Games: Mansfield 77 47

Lehigh

Average RPI Win:	252	WON-LOST	WINNING	LAST 10	STRENGTH OF	OPP. STRENGTH	TEAM	ADJ.	CONF.	ADJ CONF.
Average RPI Loss:	104	RECORD	PCT. RANK	GAMES	SCHEDULE	OF SCHEDULE	RPI	RPI	RPI	RPI
DIV. I ONLY	13- 8	109	2- 1	136	280	96	96	27	27	
DIV. I NON-CONF.	3- 7	254	0- 1	48	145	145	145	28	28	

TOTALS	RPI 1-25	RPI 26-50	W-L RECORDS	RPI 51-100	RPI 101-999	RPI 201+				
13- 8	0- 1	0- 2	OVERALL	0- 3	13- 2	10- 2				
7- 0	0- 0	0- 0	HOME	0- 0	7- 0	6- 0				
5- 6	0- 1	0- 1	AWAY	0- 2	5- 2	4- 2				
1- 2	0- 0	0- 1	NEUTRAL	0- 1	1- 0	0- 0				
3- 7	0- 1	0- 2	NON-CONFERENCE	0- 3	3- 1	2- 1				
1- 0	0- 0	0- 0	HOME	0- 0	1- 0	1- 0				
1- 5	0- 1	0- 1	AWAY	0- 2	1- 1	1- 1				
1- 2	0- 0	0- 1	NEUTRAL	0- 1	1- 0	0- 0				
10- 1	0- 0	0- 0	CONFERENCE	0- 0	10- 1	8- 1				
6- 0	0- 0	0- 0	HOME	0- 0	6- 0	5- 0				
4- 1	0- 0	0- 0	AWAY	0- 0	4- 1	3- 1				
0- 0	0- 0	0- 0	NEUTRAL	0- 0	0- 0	0- 0				

RPI 1-25				RPI 26-50				RPI 51-100				Team's RPI : 96				RPI 101+			
RPI	S	Opponent	Score	RPI	S	Opponent	Score	RPI	S	Opponent	Score	RPI	S	Opponent	Score	RPI	S	Opponent	Score
16	A	Duke	51 68	32	N	Northern Colo.	57 65	51	N	Houston	68 75	159	H	Radford	61 56				
				34	A	Michigan	50 74	75	A	James Madison	47 58	160	A	High Point	65 42				
								90	A	Drake	68 96	187	N	Denver	82 69				
												217	A	Gardner-Webb	85 60				
												217	H	Gardner-Webb	59 41				
												245	H	Campbell	60 42				
												247	A	UNC Asheville	41 48				
												254	A	Presbyterian	76 64				
												254	H	Presbyterian	63 55				
												288	A	Massachusetts	61 64				
												290	H	Valparaiso	61 40				
												302	H	Charleston So.	63 53				
												304	A	Old Dominion	63 55				
												340	H	Winthrop	63 37				
												349	A	Longwood	63 51				
LAST 12 Division I GAMES:																			
				90	A	Drake	68 96	245	H	Campbell	60 42								
				217	H	Gardner-Webb	59 41	247	A	UNC Asheville	41 48								
				254	H	Presbyterian	63 55	217	A	Gardner-Webb	85 60								
				160	A	High Point	65 42	340	H	Winthrop	63 37								
				159	H	Radford	61 56	302	H	Charleston So.	63 53								
				349	A	Longwood	63 51	254	A	Presbyterian	76 64								

Non-Div I Games: Shippensburg 105 43 Limestone 68 38

Liberty

Average RPI Win: 302	WON-LOST RECORD	WINNING PCT. RANK	LAST 10 GAMES	STRENGTH OF SCHEDULE	OPP. STRENGTH OF SCHEDULE	TEAM RPI	ADJ. RPI	CONF. RPI	ADJ. CONF. RPI
Average RPI Loss: 153									
DIV. I ONLY	9- 15	242	6- 4	299	256	266	266	22	22
DIV. I NON-CONF.	4- 11	279	2- 1	252	283	280	280	21	21

TOTALS	RPI 1-25	RPI 26-50	W-L RECORDS	RPI 51-100	RPI 101-999	RPI 201+			
9- 15	0- 0	0- 2	OVERALL	0- 3	9- 10	9- 5			
4- 6	0- 0	0- 1	HOME	0- 1	4- 4	4- 2			
5- 9	0- 0	0- 1	AWAY	0- 2	5- 6	5- 3			
0- 0	0- 0	0- 0	NEUTRAL	0- 0	0- 0	0- 0			
4- 11	0- 0	0- 1	NON-CONFERENCE	0- 2	4- 8	4- 4			
2- 4	0- 0	0- 0	HOME	0- 1	2- 3	2- 2			
2- 7	0- 0	0- 1	AWAY	0- 1	2- 5	2- 2			
0- 0	0- 0	0- 0	NEUTRAL	0- 0	0- 0	0- 0			
5- 4	0- 0	0- 1	CONFERENCE	0- 1	5- 2	5- 1			
2- 2	0- 0	0- 1	HOME	0- 0	2- 1	2- 0			
3- 2	0- 0	0- 0	AWAY	0- 1	3- 1	3- 1			
0- 0	0- 0	0- 0	NEUTRAL	0- 0	0- 0	0- 0			

RPI S Opponent	Score	RPI S Opponent	Score	RPI S Opponent	Score	RPI S Opponent	Score	Team's RPI: 266
38 H FGCU	54 68	69 H Belmont	59 91	101 A Butler	58 70			
45 A Ball St.	46 84	97 A Jacksonville	48 70	103 H Alabama	51 73			
		99 A Saint Louis	57 101	117 A Middle Tenn.	48 72			
				124 A Vanderbilt	82 92			
				169 H Stetson	55 59			
				204 H Morehead St.	55 75			
				228 A North Florida	73 69			
				238 H Austin Peay	63 71			
				257 A Col. of Charleston	69 85			
				286 A Kennesaw St.	64 62			
				296 A USC Upstate	64 80			
				296 H USC Upstate	97 78			
				298 H Murray St.	65 64			
				302 A Charleston So.	58 54			
				308 H Alabama A&M	66 50			
				309 A Tennessee Tech	61 57			
				333 A Tennessee St.	64 71			
				346 A NJIT	74 58			
				346 H NJIT	66 58			
LAST 12 Division I GAMES:								
296 A USC Upstate	64 80	228 A North Florida	73 69					
346 H NJIT	66 58	97 A Jacksonville	48 70					
296 H USC Upstate	97 78	286 A Kennesaw St.	64 62					
346 A NJIT	74 58	308 H Alabama A&M	66 50					
38 H FGCU	54 68	124 A Vanderbilt	82 92					
169 H Stetson	55 59	309 A Tennessee Tech	61 57					

Non-Div I Games:

Lipscomb

RPI 1-25					RPI 26-50					RPI 51-100					RPI 101+					Team's RPI: 112			
RPI	S	Opponent	Score		RPI	S	Opponent	Score		RPI	S	Opponent	Score		RPI	S	Opponent	Score					
3	A	Mississippi St.	48	86	27	H	LSU	37	56	85	A	Kansas St.	51	66	108	A	Rice	51	58				
15	A	Texas A&M	49	66	29	H	Oklahoma	68	56	99	A	Saint Louis	45	48	110	A	South Ala.	47	35				
															114 H Missouri St.					63	51		
															147 H Texas St.					63	48		
															155 H Louisiana					78	43		
															173 H Louisiana Tech					49	58		
															177 H Memphis					86	57		
															182 H Tulsa					61	74		
															192 H UT Arlington					59	57		
															216 H Arkansas St.					53	43		
															268 A Appalachian St.					52	40		
															281 A Coastal Caro.					51	49		
															319 A Georgia St.					65	50		
															319 H Georgia St.					54	47		
															325 A Ga. Southern					64	34		
															325 H Ga. Southern					92	52		
															336 H La. -Monroe					57	37		
LAST 12 Division I GAMES:																							
					110 A South Ala.					47	35	147 H Texas St.					63	48					
					319 H Georgia St.					54	47	192 H UT Arlington					59	57					
					325 H Ga. Southern					92	52	325 A Ga. Southern					64	34					
					281 A Coastal Caro.					51	49	319 A Georgia St.					65	50					
					268 A Appalachian St.					52	40	336 H La. -Monroe					57	37					
					216 H Arkansas St.					53	43	155 H Louisiana					78	43					

Li t t l e R o c k

Average RPI Win: 254	WON-LOST RECORD	WINNING PCT. RANK	LAST 10 GAMES	STRENGTH OF SCHEDULE	OPP. STRENGTH OF SCHEDULE	TEAM RPI	ADJ. RPI	CONF. RPI	ADJ CONF. RPI
Average RPI Loss: 202									
DIV. I ONLY	3- 20	330	1- 9	265	276	327	327	21	21
DIV. I NON-CONF.	2- 12	306	0- 3	254	323	320	320	20	20

TOTALS	RPI 1-25	RPI 26-50	W-L RECORDS	RPI 51-100	RPI 101-999	RPI 201+			
3- 20	0- 1	0- 1	OVERALL	0- 1	3- 17	3- 13			
0- 10	0- 1	0- 0	HOME	0- 1	0- 8	0- 5			
3- 8	0- 0	0- 0	AWAY	0- 0	3- 0	3- 0			
0- 2	0- 0	0- 0	NEUTRAL	0- 0	0- 2	0- 1			
2- 12	0- 1	0- 1	NON-CONFERENCE	0- 0	2- 10	2- 8			
0- 6	0- 1	0- 0	HOME	0- 0	0- 5	0- 4			
2- 4	0- 0	0- 1	AWAY	0- 0	2- 3	2- 3			
0- 2	0- 0	0- 0	NEUTRAL	0- 0	0- 2	0- 1			
1- 8	0- 0	0- 0	CONFERENCE	0- 1	1- 7	1- 5			
0- 4	0- 0	0- 0	HOME	0- 1	0- 3	0- 1			
1- 4	0- 0	0- 0	AWAY	0- 0	1- 4	1- 4			
0- 0	0- 0	0- 0	NEUTRAL	0- 0	0- 0	0- 0			

RPI 1-25				RPI 26-50				RPI 51-100				RPI 101+ Team's RPI: 327			
RPI	S	Opponent	Score	RPI	S	Opponent	Score	RPI	S	Opponent	Score	RPI	S	Opponent	Score
8	H	Tennessee	61 90	46	A	Southern Cal i forn i a	60 75	66	H	UC Davi s	71 83	136	H	Loyol a Marymount	69 84
												154	H	Cal Poly	64 75
												176	H	UC Irvi ne	81 100
												198	N	Oral Roberts	58 64
												202	A	San Di ego	40 74
												212	A	CSUN	59 51
												213	A	UC Santa Barbara	44 51
												213	H	UC Santa Barbara	74 90
												227	A	Montana	60 67
												231	H	Montana St.	51 62
												233	A	UC Ri versi de	53 77
												239	H	New Mexico St.	63 72
												242	H	Pepperdi ne	71 83
												253	H	Illinoi s St.	51 59
												254	A	Hawai i	66 74
												271	A	Grand Canyon	65 63
												279	A	Ari zona	80 72
												292	N	VCU	59 69
												303	A	Cal St. Fullerton	61 67
												346	A	NJIT	57 73

LAST 12 Divi s i o n I GAMES:															
				212	A	CSUN	59 51	303	A	Cal St. Fullerton	61 67				
				176	H	UC Irvi ne	81 100	233	A	UC Ri versi de	53 77				
				66	H	UC Davi s	71 83	213	A	UC Santa Barbara	44 51				
				154	H	Cal Poly	64 75	292	N	VCU	59 69				
				213	H	UC Santa Barbara	74 90	346	A	NJIT	57 73				
				254	A	Hawai i	66 74	239	H	New Mexico St.	63 72				

Non-Di v I Games:

Long Beach St.

Loss,
Non-Conf,
S Site,
H Home
A Away
N Neutral

Average RPI Win: 301
Average RPI Loss: 244

WON-LOST
RECORD

WINNING
PCT. RANK

LAST 10
GAMES

STRENGTH OF
SCHEDULE

OPP. STRENGTH
OF SCHEDULE

TEAM
RPI

ADJ.
RPI

CONF.
RPI

ADJ CONF.
RPI

DIV. I ONLY	2- 19	337	1- 9	333	348	349	349	27	27
DIV. I NON-CONF.	1- 9	318	0- 1	342	348	349	349	28	28

TOTALS	RPI 1-25	RPI 26-50	W-L RECORDS	RPI 51-100	RPI 101-999	RPI 201+			
2- 19	0- 0	0- 0	OVERALL	0- 1	2- 18	2- 13			
2- 8	0- 0	0- 0	HOME	0- 1	2- 7	2- 5			
0- 11	0- 0	0- 0	AWAY	0- 0	0- 0	0- 0			
0- 0	0- 0	0- 0	NEUTRAL	0- 0	0- 0	0- 0			
1- 9	0- 0	0- 0	NON-CONFERENCE	0- 0	1- 9	1- 7			
1- 3	0- 0	0- 0	HOME	0- 0	1- 3	1- 3			
0- 6	0- 0	0- 0	AWAY	0- 0	0- 6	0- 4			
0- 0	0- 0	0- 0	NEUTRAL	0- 0	0- 0	0- 0			
1- 10	0- 0	0- 0	CONFERENCE	0- 1	1- 9	1- 6			
1- 5	0- 0	0- 0	HOME	0- 1	1- 4	1- 2			
0- 5	0- 0	0- 0	AWAY	0- 0	0- 5	0- 4			
0- 0	0- 0	0- 0	NEUTRAL	0- 0	0- 0	0- 0			

RPI 1-25				RPI 26-50				RPI 51-100				RPI 101+ Team's RPI: 349			
RPI	S	Opponent	Score	RPI	S	Opponent	Score	RPI	S	Opponent	Score	RPI	S	Opponent	Score
								96	H	Liberty	51 63	111	A	George Mason	41 60
												159	H	Radford	33 52
												160	A	High Point	41 62
												160	H	High Point	39 75
												195	A	Eastern Mich.	44 73
												217	H	Gardner-Webb	54 61
												219	H	Norfolk St.	45 64
												245	A	Campbell	48 58
												247	A	UNC Asheville	52 82
												254	H	Presbyterian	66 56
												267	H	Fairleigh Dickinson	52 72
												290	H	Valparaiso	68 81
												302	A	Charleston So.	57 73
												302	H	Charleston So.	61 78
												323	A	Wagner	43 60
												329	A	Delaware St.	56 60
												334	A	N.C. Central	75 87
												335	A	Marshall	45 90
												340	A	Winthrop	60 69
												347	H	UMass Lowell	84 82
LAST 12 Division I GAMES:															
160	H	High Point	39 75	159	H	Radford	33 52								
302	H	Charleston So.	61 78	247	A	UNC Asheville	52 82								
340	A	Winthrop	60 69	217	H	Gardner-Webb	54 61								
245	A	Campbell	48 58	254	H	Presbyterian	66 56								
96	H	Liberty	51 63	302	A	Charleston So.	57 73								
160	A	High Point	41 62	219	H	Norfolk St.	45 64								

Non-Div I Games: Milligan 66 56

Longwood

Loss, Non-Conf, S Site, H Home A Away N Neutral

Average RPI Win:	266	WON-LOST	WINNING	LAST 10	STRENGTH OF	OPP. STRENGTH	TEAM	ADJ.	CONF.	ADJ CONF.
Average RPI Loss:	93	RECORD	PCT. RANK	GAMES	SCHEDULE	OF SCHEDULE	RPI	RPI	RPI	RPI
DIV. I ONLY	12- 10	145	7- 3	185	193	155	155	23	23	
DIV. I NON-CONF.	5- 6	187	1- 0	87	86	139	139	23	23	

TOTALS	RPI 1-25	RPI 26-50	W-L RECORDS	RPI 51-100	RPI 101-999	RPI 201+				
12- 10	0- 2	0- 1	OVERALL	0- 2	12- 5	11- 0				
6- 3	0- 0	0- 0	HOME	0- 1	6- 2	6- 0				
5- 5	0- 1	0- 0	AWAY	0- 1	5- 1	4- 0				
1- 2	0- 1	0- 0	NEUTRAL	0- 0	1- 1	1- 0				
5- 6	0- 2	0- 1	NON-CONFERENCE	0- 2	5- 1	5- 0				
3- 1	0- 0	0- 0	HOME	0- 1	3- 0	3- 0				
1- 3	0- 1	0- 1	AWAY	0- 1	1- 0	1- 0				
1- 2	0- 1	0- 0	NEUTRAL	0- 0	1- 1	1- 0				
7- 4	0- 0	0- 0	CONFERENCE	0- 0	7- 4	6- 0				
3- 2	0- 0	0- 0	HOME	0- 0	3- 2	3- 0				
4- 2	0- 0	0- 0	AWAY	0- 0	4- 2	3- 0				
0- 0	0- 0	0- 0	NEUTRAL	0- 0	0- 0	0- 0				

RPI 1-25				RPI 26-50				RPI 51-100				RPI 101+				Team's RPI: 155
RPI	S	Opponent	Score	RPI	S	Opponent	Score	RPI	S	Opponent	Score	RPI	S	Opponent	Score	
3	N	Mississippi St.	37 94	27	A	LSU	45 60	64	A	Toledo	55 79	110	H	South Ala.	57 72	
15	A	Texas A&M	62 83					92	H	Auburn	60 70	112	A	Little Rock	43 78	
												130	N	Cleveland St.	45 54	
												147	A	Texas St.	65 58	
												181	H	Troy	55 62	
												192	A	UT Arlington	61 63	
												216	A	Arkansas St.	77 75	
												224	H	New Orleans	66 57	
												237	N	Niagara	68 52	
												262	H	McNeese	98 86	
												268	H	Appalachian St.	61 45	
												276	H	Alcorn	67 47	
												281	H	Coastal Caro.	59 55	
												289	A	Southeastern La.	68 56	
												319	A	Georgia St.	75 60	
												336	A	La.-Monroe	76 48	
												336	H	La.-Monroe	63 55	

LAST 12 Division I GAMES:																
319	A	Georgia St.	75 60	336	H	La.-Monroe	63 55									
336	A	La.-Monroe	76 48	281	H	Coastal Caro.	59 55									
181	H	Troy	55 62	268	H	Appalachian St.	61 45									
110	H	South Ala.	57 72	216	A	Arkansas St.	77 75									
147	A	Texas St.	65 58	112	A	Little Rock	43 78									
192	A	UT Arlington	61 63	276	H	Alcorn	67 47									

Non-Div I Games: Dillard

53 60

Louisiana

Average RPI Win:	229	WON-LOST	WINNING	LAST 10	STRENGTH OF	OPP. STRENGTH	TEAM	ADJ.	CONF.	ADJ CONF.
Average RPI Loss:	139	RECORD	PCT. RANK	GAMES	SCHEDULE	OF SCHEDULE	RPI	RPI	RPI	RPI
DIV. I ONLY	14- 9	112	5- 5	240	197	173	173	18	18	
DIV. I NON-CONF.	8- 4	87	1- 0	292	134	174	174	19	19	

TOTALS	RPI 1-25	RPI 26-50	W-L RECORDS	RPI 51-100	RPI 101-999	RPI 201+				
14- 9	0- 1	0- 0	OVERALL	1- 3	13- 5	9- 2				
10- 3	0- 0	0- 0	HOME	0- 2	10- 1	8- 0				
3- 5	0- 1	0- 0	AWAY	0- 1	3- 3	1- 1				
1- 1	0- 0	0- 0	NEUTRAL	1- 0	0- 1	0- 1				
8- 4	0- 1	0- 0	NON-CONFERENCE	1- 1	7- 2	5- 1				
6- 1	0- 0	0- 0	HOME	0- 0	6- 1	5- 0				
1- 2	0- 1	0- 0	AWAY	0- 1	1- 0	0- 0				
1- 1	0- 0	0- 0	NEUTRAL	1- 0	0- 1	0- 1				
6- 5	0- 0	0- 0	CONFERENCE	0- 2	6- 3	4- 1				
4- 2	0- 0	0- 0	HOME	0- 2	4- 0	3- 0				
2- 3	0- 0	0- 0	AWAY	0- 0	2- 3	1- 1				
0- 0	0- 0	0- 0	NEUTRAL	0- 0	0- 0	0- 0				

RPI 1-25				RPI 26-50				RPI 51-100				RPI 101+ Team's RPI: 173			
RPI	S	Opponent	Score	RPI	S	Opponent	Score	RPI	S	Opponent	Score	RPI	S	Opponent	Score
9	A	Texas	54 88					52	H	Western Ky.	64 74	108	H	Rice	75 55
								71	H	UAB	61 66	112	A	Little Rock	58 49
								78	N	Penn St.	71 59	117	A	Middle Tenn.	66 49
								92	A	Auburn	59 75	139	H	Clemson	47 55
												163	A	Southern Miss.	50 65
												177	H	Memphis	65 40
												193	A	Fla. Atlantic	72 86
												237	N	Niagara	67 73
												241	H	North Texas	61 53
												246	H	Grambling	64 53
												262	H	McNeese	78 62
												276	H	Alcorn	87 50
												293	H	UTSA	63 55
												299	A	FIU	54 57
												304	H	Old Dominion	59 45
												318	H	Houston Baptist	85 62
												335	A	Marshall	74 65
												336	H	La.-Monroe	71 49

LAST 12 Division I GAMES:															
108	H	Rice	75 55	299	A	FIU	54 57								
71	H	UAB	61 66	335	A	Marshall	74 65								
117	A	Middle Tenn.	66 49	163	A	Southern Miss.	50 65								
52	H	Western Ky.	64 74	293	H	UTSA	63 55								
304	H	Old Dominion	59 45	241	H	North Texas	61 53								
193	A	Fla. Atlantic	72 86	276	H	Alcorn	87 50								

Non-Div I Games: LSU-Alexandria 87 47

Average RPI Win:	104	WON-LOST	WINNING	LAST 10	STRENGTH OF	OPP. STRENGTH	TEAM	ADJ.	CONF.	ADJ CONF.
Average RPI Loss:	6	RECORD	PCT. RANK	GAMES	SCHEDULE	OF SCHEDULE	RPI	RPI	RPI	RPI
DIV. I ONLY	25- 1	3	9- 1	23	5	4	4	1	1	
DIV. I NON-CONF.	14- 0	1	0- 0	110	17	10	10	1	1	

TOTALS	RPI 1-25	RPI 26-50	W-L RECORDS	RPI 51-100	RPI 101-999	RPI 201+				
25- 1	5- 1	5- 0	OVERALL	4- 0	11- 0	4- 0				
14- 1	3- 1	1- 0	HOME	2- 0	8- 0	3- 0				
11- 0	2- 0	4- 0	AWAY	2- 0	3- 0	1- 0				
0- 0	0- 0	0- 0	NEUTRAL	0- 0	0- 0	0- 0				
14- 0	2- 0	2- 0	NON-CONFERENCE	2- 0	8- 0	4- 0				
9- 0	1- 0	1- 0	HOME	1- 0	6- 0	3- 0				
5- 0	1- 0	1- 0	AWAY	1- 0	2- 0	1- 0				
0- 0	0- 0	0- 0	NEUTRAL	0- 0	0- 0	0- 0				
11- 1	3- 1	3- 0	CONFERENCE	2- 0	3- 0	0- 0				
5- 1	2- 1	0- 0	HOME	1- 0	2- 0	0- 0				
6- 0	1- 0	3- 0	AWAY	1- 0	1- 0	0- 0				
0- 0	0- 0	0- 0	NEUTRAL	0- 0	0- 0	0- 0				

RPI	S	Opponent	Score	RPI	S	Opponent	Score	RPI	S	Opponent	Score	RPI	S	Opponent	Score
2	H	Notre Dame	100 67	30	A	Virginia	77 41	54	H	Virginia Tech	67 56	104	H	Wake Forest	89 52
5	A	Ohio St.	95 90	34	H	Michigan	74 49	64	H	Tol edo	90 55	106	A	Kentucky	87 63
6	H	Florida St.	49 50	37	A	Syracuse	84 77	67	A	Georgi a Tech	74 71	117	H	Mi ddle Tenn.	80 26
10	H	Oregon	74 61	40	A	South Dakota St.	68 64	70	A	Indi ana	72 59	124	H	Vanderbil t	79 57
16	H	Duke	66 60	43	A	Mi ami (FL)	84 74					139	H	Cl emson	65 46
21	A	NC State	55 47									146	A	Pittsburgh	77 51

LAST 12 Division I GAMES:															
139	H	Cl emson	65 46	146	A	Pi ttsburgh	77 51	2	H	Notre Dame	100 67	54	H	Vi rgi ni a Tech	67 56
37	A	Syracuse	84 77	2	H	Notre Dame	100 67	54	H	Vi rgi ni a Tech	67 56	16	H	Duke	66 60
30	A	Vi rgi ni a	77 41	54	H	Vi rgi ni a Tech	67 56	21	A	NC State	55 47	21	A	NC State	55 47
104	H	Wake Forest	89 52	16	H	Duke	66 60	67	A	Georgi a Tech	74 71	6	H	Florida St.	49 50
43	A	Mi ami (FL)	84 74	21	A	NC State	55 47								
6	H	Florida St.	49 50	67	A	Georgi a Tech	74 71								

Non-Div I Games:

Louisville

Average RPI Win:	300	WON-LOST	WINNING	LAST 10	STRENGTH OF	OPP. STRENGTH	TEAM	ADJ.	CONF.	ADJ CONF.
Average RPI Loss:	153	RECORD	PCT. RANK	GAMES	SCHEDULE	OF SCHEDULE	RPI	RPI	RPI	RPI
DIV. I ONLY	5- 17	308	3- 7	262	196	295	295	24	24	
DIV. I NON-CONF.	2- 9	295	1- 0	214	85	283	283	22	22	

TOTALS	RPI 1-25	RPI 26-50	W-L RECORDS	RPI 51-100	RPI 101-999	RPI 201+				
5- 17	0- 2	0- 1	OVERALL	0- 1	5- 13	5- 5				
3- 5	0- 1	0- 0	HOME	0- 0	3- 4	3- 2				
2- 12	0- 1	0- 1	AWAY	0- 1	2- 9	2- 3				
0- 0	0- 0	0- 0	NEUTRAL	0- 0	0- 0	0- 0				
2- 9	0- 2	0- 1	NON-CONFERENCE	0- 0	2- 6	2- 1				
1- 3	0- 1	0- 0	HOME	0- 0	1- 2	1- 0				
1- 6	0- 1	0- 1	AWAY	0- 0	1- 4	1- 1				
0- 0	0- 0	0- 0	NEUTRAL	0- 0	0- 0	0- 0				
3- 8	0- 0	0- 0	CONFERENCE	0- 1	3- 7	3- 4				
2- 2	0- 0	0- 0	HOME	0- 0	2- 2	2- 2				
1- 6	0- 0	0- 0	AWAY	0- 1	1- 5	1- 2				
0- 0	0- 0	0- 0	NEUTRAL	0- 0	0- 0	0- 0				

RPI 1-25				RPI 26-50				RPI 51-100				RPI 101+ Team's RPI: 295			
RPI	S	Opponent	Score	RPI	S	Opponent	Score	RPI	S	Opponent	Score	RPI	S	Opponent	Score
13	H	Green Bay	39 76	31	A	Marquette	30 92	90	A	Drake	46 72	101	A	Butler	52 64
24	A	DePaul	47 88									107	H	Western Mi ch.	47 65
												113	A	Milwaukee	41 63
												114	A	Missouri St.	36 75
												128	A	Northern Ill.	71 80
												143	A	UNI	41 70
												164	A	Southern Ill.	46 62
												200	H	Youngstown St.	49 73
												249	A	Bradley	71 61
												249	H	Bradley	57 59
												253	A	Illinois St.	49 57
												253	H	Illinois St.	62 59
												265	H	Indiana St.	65 73
												290	A	Valparaiso	60 76
												313	H	Ill. -Chicago	57 55
												315	A	Fort Wayne	70 79
												339	A	Chicago St.	46 28
												348	H	Evansville	82 63

LAST 12 Division I GAMES:															
249	A	Bradley	71 61	290	A	Valparaiso	60 76								
253	A	Illinois St.	49 57	253	H	Illinois St.	62 59								
348	H	Evansville	82 63	249	H	Bradley	57 59								
265	H	Indiana St.	65 73	90	A	Drake	46 72								
114	A	Missouri St.	36 75	143	A	UNI	41 70								
164	A	Southern Ill.	46 62	313	H	Ill. -Chicago	57 55								

Non-Div I Games:

Loyola Chicago

Average RPI Win: 217

Average RPI Loss: 148

WON-LOST
RECORDWINNING
PCT. RANKLAST 10
GAMESSTRENGTH OF
SCHEDULEOPP. STRENGTH
OF SCHEDULETEAM
RPIADJ.
RPICONF.
RPIADJ CONF.
RPIDIV. I ONLY
DIV. I NON-CONF.7- 16
2- 9276
2955- 5
0- 099
111237
286220
261220
26115
1815
18

TOTALS

RPI 1-25

RPI 26-50

W-L RECORDS

RPI 51-100

RPI 101-999

RPI 201+

7- 16 0- 1

4- 5 0- 0

3- 11 0- 1

0- 0 0- 0

0- 1

0- 0

0- 1

0- 0

OVERALL

HOME

AWAY

NEUTRAL

0- 3

0- 1

0- 2

0- 0

7- 11

4- 4

3- 7

0- 0

5- 5

3- 1

2- 4

0- 0

2- 9 0- 1

1- 3 0- 0

1- 6 0- 1

0- 0 0- 0

0- 1

0- 0

0- 1

0- 0

NON-CONFERENCE

HOME

AWAY

NEUTRAL

0- 0

0- 0

0- 0

0- 0

2- 7

1- 3

1- 4

0- 0

2- 3

1- 1

1- 2

0- 0

5- 7 0- 0

3- 2 0- 0

2- 5 0- 0

0- 0 0- 0

0- 0

0- 0

0- 0

0- 0

CONFERENCE

HOME

AWAY

NEUTRAL

0- 3

0- 1

0- 2

0- 0

5- 4

3- 1

2- 3

0- 0

3- 2

2- 0

1- 2

0- 0

RPI 1-25

RPI 26-50

RPI 51-100

RPI 101+

Team's RPI: 220

RPI S Opponent Score
14 A Maryl and 45 114RPI S Opponent Score
31 A Marquette 63 83RPI S Opponent Score
65 A American 56 69
65 H American 58 71
83 A Navy 44 73RPI S Opponent Score
111 H George Mason 72 80
119 A Delaware 38 71
120 H Georgetown 54 72
132 A Bucknell I 68 65
140 A William & Mary 49 70
157 H Lehigh 67 64
175 A Army West Point 47 62
175 H Army West Point 62 69
208 A Boston U. 56 75
219 A Norfolk St. 61 58
236 A Holy Cross 65 58
236 H Holy Cross 77 60
244 A Lafayette 54 65
259 H Towson 67 76
263 H Cornell I 78 63
275 A St. Francis Brooklyn 47 64
278 H Colgate 70 55
283 A Mt. St. Mary's 63 71

LAST 12 Division I GAMES:

65 A American	56 69	244 A Lafayette	54 65
236 A Holy Cross	65 58	65 H American	58 71
175 A Army West Point	47 62	236 H Holy Cross	77 60
157 H Lehigh	67 64	208 A Boston U.	56 75
278 H Colgate	70 55	175 H Army West Point	62 69
132 A Bucknell I	68 65	83 A Navy	44 73

Loyola Maryland

Loyola Maryland

Non-Div I Games:

Loyola Maryl and

Loss, Non-Conf, S Site, H Home A Away N Neutral

Average RPI	Win: 207	WON-LOST	WINNING	LAST 10	STRENGTH OF	OPP. STRENGTH	TEAM	ADJ.	CONF.	ADJ CONF.
Average RPI	Loss: 140	RECORD	PCT. RANK	GAMES	SCHEDULE	OF SCHEDULE	RPI	RPI	RPI	RPI
DIV. I ONLY	15- 8	87	5- 5	255	127	136	136	13	13	
DIV. I NON-CONF.	7- 3	74	0- 0	295	119	155	155	11	11	

TOTALS	RPI 1-25	RPI 26-50	W-L RECORDS	RPI 51-100	RPI 101-999	RPI 201+				
15- 8	0- 0	0- 2	OVERALL	4- 0	11- 6	9- 3				
8- 4	0- 0	0- 1	HOME	2- 0	6- 3	4- 2				
7- 4	0- 0	0- 1	AWAY	2- 0	5- 3	5- 1				
0- 0	0- 0	0- 0	NEUTRAL	0- 0	0- 0	0- 0				
7- 3	0- 0	0- 1	NON-CONFERENCE	2- 0	5- 2	4- 2				
4- 2	0- 0	0- 1	HOME	1- 0	3- 1	2- 1				
3- 1	0- 0	0- 0	AWAY	1- 0	2- 1	2- 1				
0- 0	0- 0	0- 0	NEUTRAL	0- 0	0- 0	0- 0				
8- 5	0- 0	0- 1	CONFERENCE	2- 0	6- 4	5- 1				
4- 2	0- 0	0- 0	HOME	1- 0	3- 2	2- 1				
4- 3	0- 0	0- 1	AWAY	1- 0	3- 2	3- 0				
0- 0	0- 0	0- 0	NEUTRAL	0- 0	0- 0	0- 0				

RPI 1-25				RPI 26-50				RPI 51-100				RPI 101+				Team's RPI: 136	
RPI	S	Opponent	Score	RPI	S	Opponent	Score	RPI	S	Opponent	Score	RPI	S	Opponent	Score		
				41	A	Gonzaga	67 77	84	A	Saint Mary's (CA)	75 65	123	A	BYU	52 62		
				46	H	Southern California	70 80	84	H	Saint Mary's (CA)	69 57	123	H	BYU	55 67		
								88	H	Miami (OH)	84 71	150	H	Pacific	75 60		
								99	A	Saint Louis	62 60	162	A	San Francisco	60 78		
												195	H	Eastern Mich.	73 64		
												202	A	San Diego	67 53		
												202	H	San Diego	54 60		
												210	A	SMU	60 63		
												212	H	CSUN	68 75		
												213	H	UC Santa Barbara	67 61		
												233	A	UC Riverside	67 59		
												242	H	Pepperdine	75 60		
												274	A	Santa Clara	65 51		
												279	H	Arizona	84 70		
												314	A	Portland	63 60		
												314	H	Portland	76 55		
												327	A	Long Beach St.	84 69		
LAST 12 Division I GAMES:																	
				84	A	Saint Mary's (CA)	75 65	123	H	BYU	55 67						
				314	H	Portland	76 55	202	H	San Diego	54 60						
				123	A	BYU	52 62	162	A	San Francisco	60 78						
				202	A	San Diego	67 53	41	A	Gonzaga	67 77						
				242	H	Pepperdine	75 60	274	A	Santa Clara	65 51						
				314	A	Portland	63 60	150	H	Pacific	75 60						

Non-Div I Games: Cal St. Dom. Hills 84 52

Loyola Marymount

Average RPI Win:	217	WON-LOST	WINNING	LAST 10	STRENGTH OF	OPP. STRENGTH	TEAM	ADJ.	CONF.	ADJ CONF.
Average RPI Loss:	57	RECORD	PCT. RANK	GAMES	SCHEDULE	OF SCHEDULE	RPI	RPI	RPI	RPI
DIV. I ONLY	15- 8	87	9- 1	88	128	68	68	20	20	
DIV. I NON-CONF.	5- 6	187	0- 0	38	8	66	66	24	24	

TOTALS	RPI 1-25	RPI 26-50	W-L RECORDS	RPI 51-100	RPI 101-999	RPI 201+				
15- 8	0- 3	0- 1	OVERALL	1- 3	14- 1	7- 0				
7- 2	0- 0	0- 0	HOME	1- 1	6- 1	4- 0				
7- 6	0- 3	0- 1	AWAY	0- 2	7- 0	2- 0				
1- 0	0- 0	0- 0	NEUTRAL	0- 0	1- 0	1- 0				
5- 6	0- 3	0- 1	NON-CONFERENCE	1- 2	4- 0	2- 0				
2- 1	0- 0	0- 0	HOME	1- 1	1- 0	1- 0				
2- 5	0- 3	0- 1	AWAY	0- 1	2- 0	0- 0				
1- 0	0- 0	0- 0	NEUTRAL	0- 0	1- 0	1- 0				
10- 2	0- 0	0- 0	CONFERENCE	0- 1	10- 1	5- 0				
5- 1	0- 0	0- 0	HOME	0- 0	5- 1	3- 0				
5- 1	0- 0	0- 0	AWAY	0- 1	5- 0	2- 0				
0- 0	0- 0	0- 0	NEUTRAL	0- 0	0- 0	0- 0				

RPI 1-25				RPI 26-50				RPI 51-100				RPI 101+			
RPI	S	Opponent	Score	RPI	S	Opponent	Score	RPI	S	Opponent	Score	RPI	S	Opponent	Score
3	A	Mississippi St.	43 83	43	A	Miami (FL)	70 80	64	A	Toledo	64 65	116	A	Dartmouth	64 51
5	A	Ohio St.	70 83					73	H	Harvard	76 51	149	A	Binghamton	61 38
16	A	Duke	39 69					81	A	Albany (NY)	54 68	149	H	Binghamton	62 66
								95	H	Tulane	34 42	158	A	Hartford	59 44
												158	H	Hartford	59 56
												180	A	New Hampshire	56 46
												180	H	New Hampshire	77 46
												199	A	Boston College	61 40
												207	H	Stony Brook	64 56
												272	H	Vermont	64 55
												284	H	Bryant	70 68
												286	N	Kennesaw St.	75 39
												326	A	UMBC	64 50
												326	H	UMBC	69 36
												347	A	UMass Lowell	69 51

LAST 12 Division I GAMES:															
180	H	New Hampshire	77 46	158	A	Hartford	59 44	272	H	Vermont	64 55	81	A	Albany (NY)	54 68
158	H	Hartford	59 56					326	A	UMBC	64 50	149	H	Binghamton	62 66
149	A	Binghamton	61 38					207	H	Stony Brook	64 56				
347	A	UMass Lowell	69 51												
326	H	UMBC	69 36												
180	A	New Hampshire	56 46												

Non-Div I Games: Maine Maritime 89 49 Me.-Fort Kent 100 40

Maine

Average RPI Win:	294	WON-LOST	WINNING	LAST 10	STRENGTH OF	OPP. STRENGTH	TEAM	ADJ.	CONF.	ADJ CONF.
Average RPI Loss:	154	RECORD	PCT. RANK	GAMES	SCHEDULE	OF SCHEDULE	RPI	RPI	RPI	RPI
DIV. I ONLY	9- 14	236	5- 5	256	281	252	252	28	28	
DIV. I NON-CONF.	3- 8	268	0- 0	124	250	227	227	26	26	

TOTALS	RPI 1-25	RPI 26-50	W-L RECORDS	RPI 51-100	RPI 101-999	RPI 201+				
9- 14	0- 0	0- 2	OVERALL	0- 4	9- 8	9- 5				
6- 3	0- 0	0- 0	HOME	0- 3	6- 0	6- 0				
2- 11	0- 0	0- 2	AWAY	0- 1	2- 8	2- 5				
1- 0	0- 0	0- 0	NEUTRAL	0- 0	1- 0	1- 0				
3- 8	0- 0	0- 2	NON-CONFERENCE	0- 3	3- 3	3- 2				
1- 2	0- 0	0- 0	HOME	0- 2	1- 0	1- 0				
1- 6	0- 0	0- 2	AWAY	0- 1	1- 3	1- 2				
1- 0	0- 0	0- 0	NEUTRAL	0- 0	1- 0	1- 0				
6- 6	0- 0	0- 0	CONFERENCE	0- 1	6- 5	6- 3				
5- 1	0- 0	0- 0	HOME	0- 1	5- 0	5- 0				
1- 5	0- 0	0- 0	AWAY	0- 0	1- 5	1- 3				
0- 0	0- 0	0- 0	NEUTRAL	0- 0	0- 0	0- 0				

RPI 1-25				RPI 26-50				RPI 51-100				RPI 101+ Team's RPI: 252			
RPI	S	Opponent	Score	RPI	S	Opponent	Score	RPI	S	Opponent	Score	RPI	S	Opponent	Score
				30	A	Vi rgi ni a	47 69	61	H	Qui nni pi ac	64 80	166	A	Mari st	40 65
				35	A	Cal i forni a	66 87	74	H	Fordham	48 54	180	A	New Hampshi re	55 68
								78	A	Penn St.	46 78	197	A	Si ena	51 56
								81	H	Al bany (NY)	56 62	207	A	Stony Brook	59 74
												237	A	Ni agara	64 65
												237	H	Ni agara	82 64
												256	A	Fai rfi el d	52 55
												269	A	Ri der	51 67
												275	H	St. Franci s Brookl yn	57 54
												277	A	LIU Brookl yn	72 38
												285	A	Can i si us	59 56
												285	H	Can i si us	58 39
												291	A	Sacred Heart	61 65
												300	H	Monmouth	63 53
												301	N	Coppi n St.	74 56
												338	H	I ona	67 63
												345	H	Sai nt Peter' s	76 64
LAST 12 Di vi si on I GAMES:															
				237	H	Ni agara	82 64	237	A	Ni agara	64 65				
				256	A	Fai rfi el d	52 55	285	A	Can i si us	59 56				
				269	A	Ri der	51 67	166	A	Mari st	40 65				
				300	H	Monmouth	63 53	285	H	Can i si us	58 39				
				197	A	Si ena	51 56	61	H	Qui nni pi ac	64 80				
				338	H	I ona	67 63	345	H	Sai nt Peter' s	76 64				

Non-Div I Games:

Manhattan

Average RPI Win:	274	WON-LOST	WINNING	LAST 10	STRENGTH OF	OPP. STRENGTH	TEAM	ADJ.	CONF.	ADJ CONF.
Average RPI Loss:	122	RECORD	PCT. RANK	GAMES	SCHEDULE	OF SCHEDULE	RPI	RPI	RPI	RPI
DIV. I ONLY	15- 10	115	8- 2	274	252	166	166	28	28	
DIV. I NON-CONF.	4- 8	239	0- 0	183	162	229	229	26	26	

TOTALS	RPI 1-25	RPI 26-50	W-L RECORDS	RPI 51-100	RPI 101-999	RPI 201+				
15- 10	0- 0	0- 2	OVERALL	0- 2	15- 6	14- 1				
8- 2	0- 0	0- 0	HOME	0- 1	8- 1	7- 0				
7- 6	0- 0	0- 0	AWAY	0- 1	7- 5	7- 1				
0- 2	0- 0	0- 2	NEUTRAL	0- 0	0- 0	0- 0				
4- 8	0- 0	0- 2	NON-CONFERENCE	0- 1	4- 5	4- 1				
2- 2	0- 0	0- 0	HOME	0- 1	2- 1	2- 0				
2- 4	0- 0	0- 0	AWAY	0- 0	2- 4	2- 1				
0- 2	0- 0	0- 2	NEUTRAL	0- 0	0- 0	0- 0				
11- 2	0- 0	0- 0	CONFERENCE	0- 1	11- 1	10- 0				
6- 0	0- 0	0- 0	HOME	0- 0	6- 0	5- 0				
5- 2	0- 0	0- 0	AWAY	0- 1	5- 1	5- 0				
0- 0	0- 0	0- 0	NEUTRAL	0- 0	0- 0	0- 0				

RPI 1-25				RPI 26-50				RPI 51-100				RPI 101+				Team's RPI: 166
RPI	S	Opponent	Score	RPI	S	Opponent	Score	RPI	S	Opponent	Score	RPI	S	Opponent	Score	
				42	N	Purdue	47 61	61	A	Quinnipiac	56 62	105	A	Seton Hall	60 85	
				46	N	Southern California	57 78	83	H	Navy	70 77	116	H	Dartmouth	51 60	
												135	A	Northeastern	72 78	
												179	A	Temple	77 83	
												197	A	Siena	53 58	
												197	H	Siena	73 54	
												208	A	Boston U.	80 52	
												236	H	Holy Cross	85 74	
												237	A	Niagara	84 78	
												252	H	Manhattan	65 40	
												254	A	Hawaii	63 70	
												256	H	Fairfield	71 63	
												269	A	Rider	80 69	
												269	H	Rider	68 67	
												285	A	Canisius	78 53	
												288	A	Massachusetts	88 60	
												300	A	Monmouth	85 57	
												300	H	Monmouth	69 46	
												331	H	Rhode Island	64 42	
												338	H	Iona	75 55	
												345	A	Saint Peter's	86 53	

LAST 12 Division I GAMES:																
				300	A	Monmouth	85 57	197	A	Siena	53 58					
				197	H	Siena	73 54	256	H	Fairfield	71 63					
				338	H	Iona	75 55	61	A	Quinnipiac	56 62					
				285	A	Canisius	78 53	252	H	Manhattan	65 40					
				237	A	Niagara	84 78	345	A	Saint Peter's	86 53					
				269	H	Rider	68 67	300	H	Monmouth	69 46					

Non-Div I Games:

Marist

Average RPI Win:	149	WON-LOST	WINNING	LAST 10	STRENGTH OF	OPP. STRENGTH	TEAM	ADJ.	CONF.	ADJ CONF.
Average RPI Loss:	40	RECORD	PCT. RANK	GAMES	SCHEDULE	OF SCHEDULE	RPI	RPI	RPI	RPI
DIV. I ONLY	16- 8	76	7- 3	31	41	31	31	6	6	
DIV. I NON-CONF.	6- 5	153	0- 0	19	45	48	48	6	6	

TOTALS	RPI 1-25	RPI 26-50	W-L RECORDS	RPI 51-100	RPI 101-999	RPI 201+				
16- 8	2- 4	1- 2	OVERALL	1- 1	12- 1	5- 0				
10- 1	1- 0	0- 1	HOME	1- 0	8- 0	3- 0				
5- 6	1- 3	1- 1	AWAY	0- 1	3- 1	1- 0				
1- 1	0- 1	0- 0	NEUTRAL	0- 0	1- 0	1- 0				
6- 5	0- 3	0- 1	NON-CONFERENCE	0- 1	6- 0	3- 0				
4- 0	0- 0	0- 0	HOME	0- 0	4- 0	2- 0				
1- 4	0- 2	0- 1	AWAY	0- 1	1- 0	0- 0				
1- 1	0- 1	0- 0	NEUTRAL	0- 0	1- 0	1- 0				
10- 3	2- 1	1- 1	CONFERENCE	1- 0	6- 1	2- 0				
6- 1	1- 0	0- 1	HOME	1- 0	4- 0	1- 0				
4- 2	1- 1	1- 0	AWAY	0- 0	2- 1	1- 0				
0- 0	0- 0	0- 0	NEUTRAL	0- 0	0- 0	0- 0				

RPI 1-25				RPI 26-50				RPI 51-100				RPI 101+			
RPI	S	Opponent	Score	RPI	S	Opponent	Score	RPI	S	Opponent	Score	RPI	S	Opponent	Score
2	A	Notre Dame	85 91	34	A	Michigan	76 82	60	H	St. John's (NY)	74 72	101	H	Butler	69 67
8	N	Tennessee	99 101	39	A	Creighton	92 77	82	A	New Mexico	87 88	105	H	Seton Hall	97 84
13	A	Green Bay	55 63	39	H	Creighton	73 74					113	A	Milwaukee	83 68
24	A	DePaul	83 95									120	A	Georgetown	58 85
24	H	DePaul	93 81									175	H	Army West Point	83 53
25	A	Villanova	67 57									184	H	Wisconsin	88 65

LAST 12 Division I GAMES:															
214	A	Xavier	80 63	214	H	Xavier	88 67								
39	H	Creighton	73 74	101	H	Butler	69 67								
190	H	Providence	94 61	190	A	Providence	77 60								
24	A	DePaul	83 95	39	A	Creighton	92 77								
25	A	Villanova	67 57	24	H	DePaul	93 81								
120	A	Georgetown	58 85	105	H	Seton Hall	97 84								

Non-Div I Games:

Marquette

Average RPI Win:	319	WON-LOST	WINNING	LAST 10	STRENGTH OF	OPP. STRENGTH	TEAM	ADJ.	CONF.	ADJ CONF.
Average RPI Loss:	173	RECORD	PCT. RANK	GAMES	SCHEDULE	OF SCHEDULE	RPI	RPI	RPI	RPI

DIV. I ONLY	5- 16	301	1- 9	330	173	335	335	18	18
DIV. I NON-CONF.	4- 7	226	1- 0	331	215	326	326	19	19
TOTALS	RPI 1-25	RPI 26-50	W-L RECORDS	RPI 51-100	RPI 101-999	RPI 201+			
5- 16	0- 0	0- 0	OVERALL	0- 3	5- 13	5- 4			
4- 8	0- 0	0- 0	HOME	0- 3	4- 5	4- 2			
1- 8	0- 0	0- 0	AWAY	0- 0	1- 8	1- 2			
0- 0	0- 0	0- 0	NEUTRAL	0- 0	0- 0	0- 0			
4- 7	0- 0	0- 0	NON-CONFERENCE	0- 2	4- 5	4- 1			
3- 4	0- 0	0- 0	HOME	0- 2	3- 2	3- 1			
1- 3	0- 0	0- 0	AWAY	0- 0	1- 3	1- 0			
0- 0	0- 0	0- 0	NEUTRAL	0- 0	0- 0	0- 0			
1- 9	0- 0	0- 0	CONFERENCE	0- 1	1- 8	1- 3			
1- 4	0- 0	0- 0	HOME	0- 1	1- 3	1- 1			
0- 5	0- 0	0- 0	AWAY	0- 0	0- 5	0- 2			
0- 0	0- 0	0- 0	NEUTRAL	0- 0	0- 0	0- 0			

RPI S Opponent	Score	RPI S Opponent	Score	RPI S Opponent	Score	RPI S Opponent	Score
				52 H Western Ky.	66 86	106 A Kentucky	39 69
				78 H Penn St.	65 80	117 H Middle Tenn.	57 73
				79 H Ohio	52 54	130 A Cleveland St.	76 85
						163 A Southern Miss.	61 70
						164 H Southern Ill.	59 64
						170 A Florida	69 74
						173 H Louisiana Tech	65 74
						178 A Charlotte	61 67
						193 A Fla. Atlantic	59 79
						268 H Appalachian St.	54 56
						273 H Morgan St.	73 68
						293 H UTSA	59 72
						299 A FIU	54 67
						299 H FIU	78 75
						304 A Old Dominion	53 69
						333 A Tennessee St.	71 65
						340 H Wintthrop	70 40
						349 H Longwood	90 45
LAST 12 Division I GAMES:							
293 H UTSA	59 72	304 A Old Dominion	53 69				
163 A Southern Miss.	61 70	173 H Louisiana Tech	65 74				
178 A Charlotte	61 67	299 A FIU	54 67				
299 H FIU	78 75	193 A Fla. Atlantic	59 79				
117 H Middle Tenn.	57 73	333 A Tennessee St.	71 65				
52 H Western Ky.	66 86	268 H Appalachian St.	54 56				

Non-Div I Games: Ky. Christian 111 38 Alice Lloyd 96 46

Marshall

Average RPI Win:	139	WON-LOST	WINNING	LAST 10	STRENGTH OF	OPP. STRENGTH	TEAM	ADJ.	CONF.	ADJ CONF.
Average RPI Loss:	27	RECORD	PCT. RANK	GAMES	SCHEDULE	OF SCHEDULE	RPI	RPI	RPI	RPI
DIV. I ONLY	21- 3	9	5- 0	65	16	14	14	3	3	
DIV. I NON-CONF.	11- 2	22	1- 0	114	43	34	34	4	4	

TOTALS	RPI 1-25	RPI 26-50	W-L RECORDS	RPI 51-100	RPI 101-999	RPI 201+				
21- 3	3- 2	2- 0	OVERALL	6- 1	10- 0	8- 0				
11- 2	3- 1	0- 0	HOME	3- 1	5- 0	5- 0				
9- 1	0- 1	2- 0	AWAY	3- 0	4- 0	2- 0				
1- 0	0- 0	0- 0	NEUTRAL	0- 0	1- 0	1- 0				
11- 2	0- 2	2- 0	NON-CONFERENCE	2- 0	7- 0	7- 0				
6- 1	0- 1	0- 0	HOME	2- 0	4- 0	4- 0				
4- 1	0- 1	2- 0	AWAY	0- 0	2- 0	2- 0				
1- 0	0- 0	0- 0	NEUTRAL	0- 0	1- 0	1- 0				
10- 1	3- 0	0- 0	CONFERENCE	4- 1	3- 0	1- 0				
5- 1	3- 0	0- 0	HOME	1- 1	1- 0	1- 0				
5- 0	0- 0	0- 0	AWAY	3- 0	2- 0	0- 0				
0- 0	0- 0	0- 0	NEUTRAL	0- 0	0- 0	0- 0				

RPI	S	Opponent	Score	RPI	S	Opponent	Score	RPI	S	Opponent	Score	RPI	S	Opponent	Score
1	A	UConn	72 97	30	A	Virginia	60 59	59	A	Nebraska	64 57	183	A	Northwestern	68 65
5	H	Ohio St.	99 69	43	A	Miami (FL)	79 71	62	A	Michigan St.	76 68	184	A	Wisconsin	71 44
17	H	South Carolina	86 94					62	H	Michigan St.	68 82	205	H	Illinois	100 65
18	H	Rutgers	88 60					70	H	Indiana	74 70	220	H	Loyola Maryland	114 45
20	H	Iowa	80 64					78	A	Penn St.	69 65	223	A	Akron	75 54
								81	H	Albany (NY)	91 58	235	H	Howard	111 49
								93	H	George Washington	80 54	237	H	Niagara	92 65
												283	H	Mt. St. Mary's	97 57
												286	N	Kennesaw St.	89 35
												301	A	Coppin St.	113 49

LAST 12 Division I GAMES:															
43	A	Miami (FL)	79 71	70	H	Indiana	74 70	62	H	Michigan St.	68 82				
62	A	Michigan St.	76 68					184	A	Wisconsin	71 44				
59	A	Nebraska	64 57					20	H	Iowa	80 64				
18	H	Rutgers	88 60					78	A	Penn St.	69 65				
183	A	Northwestern	68 65					205	H	Illinois	100 65				
5	H	Ohio St.	99 69												

Non-Div I Games:

Maryland

Average RPI Win:	284	WON-LOST	WINNING	LAST 10	STRENGTH OF	OPP. STRENGTH	TEAM	ADJ.	CONF.	ADJ CONF.
Average RPI Loss:	162	RECORD	PCT. RANK	GAMES	SCHEDULE	OF SCHEDULE	RPI	RPI	RPI	RPI
DIV. I ONLY	9- 13	224	3- 7	331	199	288	288	12	12	
DIV. I NON-CONF.	6- 5	153	0- 1	345	309	287	287	10	10	

TOTALS	RPI 1-25	RPI 26-50	W-L RECORDS	RPI 51-100	RPI 101-999	RPI 201+				
9- 13	0- 0	0- 1	OVERALL	1- 3	8- 9	8- 4				
5- 6	0- 0	0- 1	HOME	1- 1	4- 4	4- 1				
3- 7	0- 0	0- 0	AWAY	0- 2	3- 5	3- 3				
1- 0	0- 0	0- 0	NEUTRAL	0- 0	1- 0	1- 0				
6- 5	0- 0	0- 0	NON-CONFERENCE	1- 0	5- 5	5- 2				
3- 2	0- 0	0- 0	HOME	1- 0	2- 2	2- 0				
2- 3	0- 0	0- 0	AWAY	0- 0	2- 3	2- 2				
1- 0	0- 0	0- 0	NEUTRAL	0- 0	1- 0	1- 0				
3- 8	0- 0	0- 1	CONFERENCE	0- 3	3- 4	3- 2				
2- 4	0- 0	0- 1	HOME	0- 1	2- 2	2- 1				
1- 4	0- 0	0- 0	AWAY	0- 2	1- 2	1- 1				
0- 0	0- 0	0- 0	NEUTRAL	0- 0	0- 0	0- 0				

RPI 1-25				RPI 26-50				RPI 51-100				RPI 101+				Team's RPI: 288	
RPI	S	Opponent	Score	RPI	S	Opponent	Score	RPI	S	Opponent	Score	RPI	S	Opponent	Score		
				47	H	Dayton	49 78	55	A	Duquesne	57 60	135	H	Northeastern	54 64		
								74	H	Fordham	51 62	144	A	North Dakota	52 82		
								96	H	Liberty	64 61	156	A	Dav idson	81 87		
								99	A	Saint Loui s	63 64	166	H	Marist	60 88		
												188	H	Saint Joseph' s	79 84		
												211	H	Richmond	39 51		
												225	H	La Salle	69 66		
												243	A	St. Bonaventure	59 69		
												259	H	Towson	72 49		
												270	A	North Dakota St.	70 82		
												292	H	VCU	79 75		
												316	A	Incar nate Word	64 45		
												324	A	UTRGV	59 67		
												331	A	Rhode Isl and	61 59		
												342	N	Missi ssi ppi Val .	85 46		
												345	H	Saint Peter' s	81 65		
												347	A	UMass Lowell	73 63		
LAST 12 Division I GAMES:																	
				47	H	Dayton	49 78	99	A	Saint Loui s	63 64						
				225	H	La Salle	69 66	188	H	Saint Joseph' s	79 84						
				211	H	Richmond	39 51	243	A	St. Bonaventure	59 69						
				331	A	Rhode Isl and	61 59	74	H	Fordham	51 62						
				156	A	Dav idson	81 87	55	A	Duquesne	57 60						
				292	H	VCU	79 75	166	H	Marist	60 88						

Non-Di v I Games: Me. -Fort Kent 111 45 Fisher 121 38

Massachusetts

Average RPI Win:	319	WON-LOST	WINNING	LAST 10	STRENGTH OF	OPP. STRENGTH	TEAM	ADJ.	CONF.	ADJ CONF.
Average RPI Loss:	151	RECORD	PCT. RANK	GAMES	SCHEDULE	OF SCHEDULE	RPI	RPI	RPI	RPI
DIV. I ONLY	7- 12	246	5- 5	310	212	262	262	25	25	
DIV. I NON-CONF.	1- 7	310	0- 1	107	109	282	282	25	25	

TOTALS	RPI 1-25	RPI 26-50	W-L RECORDS	RPI 51-100	RPI 101-999	RPI 201+				
7- 12	0- 2	0- 0	OVERALL	0- 1	7- 9	7- 5				
2- 5	0- 0	0- 0	HOME	0- 1	2- 4	2- 4				
5- 7	0- 2	0- 0	AWAY	0- 0	5- 5	5- 1				
0- 0	0- 0	0- 0	NEUTRAL	0- 0	0- 0	0- 0				
1- 7	0- 2	0- 0	NON-CONFERENCE	0- 1	1- 4	1- 2				
1- 2	0- 0	0- 0	HOME	0- 1	1- 1	1- 1				
0- 5	0- 2	0- 0	AWAY	0- 0	0- 3	0- 1				
0- 0	0- 0	0- 0	NEUTRAL	0- 0	0- 0	0- 0				
6- 5	0- 0	0- 0	CONFERENCE	0- 0	6- 5	6- 3				
1- 3	0- 0	0- 0	HOME	0- 0	1- 3	1- 3				
5- 2	0- 0	0- 0	AWAY	0- 0	5- 2	5- 0				
0- 0	0- 0	0- 0	NEUTRAL	0- 0	0- 0	0- 0				

RPI 1-25				RPI 26-50				RPI 51-100				RPI 101+ Team's RPI: 262			
RPI	S	Opponent	Score	RPI	S	Opponent	Score	RPI	S	Opponent	Score	RPI	S	Opponent	Score
7	A	Bayl or	34 95					95	H	Tul ane	66 70	109	A	Lamar Universi ty	58 83
9	A	Texas	34 100									126	A	SFA	58 73
												155	A	Loui si ana	86 98
												173	A	Loui si ana Tech	62 78
												210	A	SMU	59 65
												214	H	Abilene Christian	75 80
												224	H	New Orleans	64 77
												246	H	Grambl ing	60 75
												248	H	Nicholls St.	54 61
												289	A	Southeastern La.	77 65
												316	A	Incarname Word	66 57
												318	A	Houston Baptist	86 74
												320	A	Northwestern St.	60 44
												320	H	Northwestern St.	72 67
												332	A	Sam Houston St.	66 63
												336	H	La. -Monroe	65 61

LAST 12 Division I GAMES:															
126	A	SFA	58 73	248	H	Nicholls St.	54 61								
320	A	Northwestern St.	60 44	224	H	New Orleans	64 77								
332	A	Sam Houston St.	66 63	214	H	Abilene Christian	75 80								
109	A	Lamar University	58 83	320	H	Northwestern St.	72 67								
318	A	Houston Baptist	86 74	316	A	Incarname Word	66 57								
289	A	Southeastern La.	77 65	210	A	SMU	59 65								

Non-Div I Games: LSU-Alexandria 73 53 Louisiana Col. 84 46 Southern-N. O. 76 61

McNeese

Loss, Non-Conf, S Site, H Home A Away N Neutral

Average RPI Win:	210	WON-LOST	WINNING	LAST 10	STRENGTH OF	OPP. STRENGTH	TEAM	ADJ.	CONF.	ADJ CONF.
Average RPI Loss:	94	RECORD	PCT. RANK	GAMES	SCHEDULE	OF SCHEDULE	RPI	RPI	RPI	RPI
DIV. I ONLY	7- 16	276	2- 8	34	87	177	177	8	8	
DIV. I NON-CONF.	5- 8	220	2- 0	86	162	207	207	7	7	

TOTALS	RPI 1-25	RPI 26-50	W-L RECORDS	RPI 51-100	RPI 101-999	RPI 201+				
7- 16	0- 4	0- 2	OVERALL	1- 2	6- 8	4- 1				
5- 6	0- 1	0- 1	HOME	1- 1	4- 3	4- 1				
2- 7	0- 1	0- 1	AWAY	0- 1	2- 4	0- 0				
0- 3	0- 2	0- 0	NEUTRAL	0- 0	0- 1	0- 0				
5- 8	0- 2	0- 0	NON-CONFERENCE	1- 1	4- 5	3- 1				
4- 3	0- 0	0- 0	HOME	1- 1	3- 2	3- 1				
1- 2	0- 0	0- 0	AWAY	0- 0	1- 2	0- 0				
0- 3	0- 2	0- 0	NEUTRAL	0- 0	0- 1	0- 0				
2- 8	0- 2	0- 2	CONFERENCE	0- 1	2- 3	1- 0				
1- 3	0- 1	0- 1	HOME	0- 0	1- 1	1- 0				
1- 5	0- 1	0- 1	AWAY	0- 1	1- 2	0- 0				
0- 0	0- 0	0- 0	NEUTRAL	0- 0	0- 0	0- 0				

RPI 1-25				RPI 26-50				RPI 51-100				RPI 101+ Team's RPI: 177			
RPI	S	Opponent	Score	RPI	S	Opponent	Score	RPI	S	Opponent	Score	RPI	S	Opponent	Score
1	A	UConn	49 97	28	H	South Fla.	62 81	51	A	Houston	55 66	112	A	Little Rock	57 86
1	H	UConn	36 93	49	A	UCF	41 61	71	H	UAB	64 62	124	A	Vanderbilt	71 60
5	N	Ohio St.	69 100					76	H	IUPUI	57 80	134	N	Kent St.	55 70
24	N	DePaul	67 81									137	A	Cincinnati	53 64
												164	H	Southern Ill.	56 68
												168	A	Wichita St.	61 69
												168	H	Wichita St.	64 77
												173	A	Louisiana Tech	40 65
												182	A	Tulsa	69 48
												205	H	Illinois	47 63
												209	H	East Carolina	72 36
												246	H	Grambling	57 48
												306	H	Jackson St.	64 53
												333	H	Tennessee St.	79 75

LAST 12 Division I GAMES:															
51	A	Houston	55 66	182	A	Tulsa	69 48								
49	A	UCF	41 61	168	A	Wichita St.	61 69								
168	H	Wichita St.	64 77	209	H	East Carolina	72 36								
1	H	UConn	36 93	1	A	UConn	49 97								
137	A	Cincinnati	53 64	246	H	Grambling	57 48								
28	H	South Fla.	62 81	306	H	Jackson St.	64 53								

Non-Div I Games:

Memphis

Mercer				WON-LOST RECORD	WINNING PCT. RANK	LAST 10 GAMES	STRENGTH OF SCHEDULE	OPP. STRENGTH OF SCHEDULE	TEAM RPI	ADJ. RPI	CONF. RPI	ADJ CONF. RPI
Average RPI	Win:	212										
Average RPI	Loss:	37										
DIV. I ONLY	22- 2	5	10- 0				223	171	56	56	17	17
DIV. I NON-CONF.	13- 2	20	3- 0				220	181	65	65	16	16

TOTALS	RPI 1-25		RPI 26-50			W-L RECORDS	RPI 51-100		RPI 101-999		RPI 201+	
22- 2	0- 1		1- 0			OVERALL	3- 1		18- 0		11- 0	
10- 1	0- 1		0- 0			HOME	1- 0		9- 0		7- 0	
11- 0	0- 0		1- 0			AWAY	2- 0		8- 0		3- 0	
1- 1	0- 0		0- 0			NEUTRAL	0- 1		1- 0		1- 0	
13- 2	0- 1		1- 0			NON-CONFERENCE	2- 1		10- 0		7- 0	
6- 1	0- 1		0- 0			HOME	1- 0		5- 0		4- 0	
6- 0	0- 0		1- 0			AWAY	1- 0		4- 0		2- 0	
1- 1	0- 0		0- 0			NEUTRAL	0- 1		1- 0		1- 0	
9- 0	0- 0		0- 0			CONFERENCE	1- 0		8- 0		4- 0	
4- 0	0- 0		0- 0			HOME	0- 0		4- 0		3- 0	
5- 0	0- 0		0- 0			AWAY	1- 0		4- 0		1- 0	
0- 0	0- 0		0- 0			NEUTRAL	0- 0		0- 0		0- 0	

RPI 1-25				RPI 26-50				RPI 51-100				Team's RPI: 56				RPI 101+			
RPI	S	Opponent	Score	RPI	S	Opponent	Score	RPI	S	Opponent	Score	RPI	S	Opponent	Score	RPI	S	Opponent	Score
22	H	Georgia	54 72	49	A	UCF	73 64	52	N	Western Ky.	62 67	141	A	ETSU	85 65				
								87	A	Chattanooga	71 50	156	H	Davidson	69 54				
								93	H	George Washington	61 44	171	A	Samford	73 59				
								100	A	North Carolina	97 86	178	A	Charlotte	90 74				
												185	A	Furman	86 64				
												185	H	Furman	65 53				
												193	A	Fla. Atlantic	66 55				
												234	H	UNCG	80 57				
												235	H	Howard	70 44				
												245	A	Campbell	58 57				
												247	A	UNC Asheville	67 56				
												287	A	Wofford	71 46				
												287	H	Wofford	80 39				
												292	N	VCU	70 54				
												310	H	Western Caro.	72 50				
												321	H	South Carolina St.	74 53				
												325	H	Ga. Southern	72 45				
												340	H	Winthrop	93 45				

										LAST 12 Division I GAMES:									
287	H	Wofford	80 39	171	A	Samford	73 59	185	A	Furman	86 64	287	A	Wofford	71 46	178	A	Charlotte	90 74
185	H	Furman	65 53	185	A	Furman	86 64	287	A	Wofford	71 46	100	A	North Carolina	97 86	235	H	Howard	70 44
87	A	Chattanooga	71 50																
141	A	ETSU	85 65																
310	H	Western Caro.	72 50																
234	H	UNCG	80 57																

Non-Div I Games:

Mercer

Average RPI	Win:	146	WON-LOST	WINNING	LAST 10	STRENGTH OF	OPP. STRENGTH	TEAM	ADJ.	CONF.	ADJ CONF.
Average RPI	Loss:	47	RECORD	PCT. RANK	GAMES	SCHEDULE	OF SCHEDULE	RPI	RPI	RPI	RPI
DIV. I ONLY		17- 7		58	6- 4	46	26	43	43	1	1
DIV. I NON-CONF.		10- 3		51	1- 0	185	76	95	95	1	1
<hr/>											
TOTALS	RPI 1-25		RPI 26-50		W-L RECORDS	RPI 51-100		RPI 101-999		RPI 201+	
17- 7	2- 4		1- 0		OVERALL	4- 1		10- 2		5- 0	
11- 4	2- 2		1- 0		HOME	2- 1		6- 1		4- 0	
4- 3	0- 2		0- 0		AWAY	2- 0		2- 1		0- 0	
2- 0	0- 0		0- 0		NEUTRAL	0- 0		2- 0		1- 0	
10- 3	0- 1		0- 0		NON-CONFERENCE	2- 1		8- 1		5- 0	
8- 2	0- 1		0- 0		HOME	2- 1		6- 0		4- 0	
0- 1	0- 0		0- 0		AWAY	0- 0		0- 1		0- 0	
2- 0	0- 0		0- 0		NEUTRAL	0- 0		2- 0		1- 0	
7- 4	2- 3		1- 0		CONFERENCE	2- 0		2- 1		0- 0	
3- 2	2- 1		1- 0		HOME	0- 0		0- 1		0- 0	
4- 2	0- 2		0- 0		AWAY	2- 0		2- 0		0- 0	
0- 0	0- 0		0- 0		NEUTRAL	0- 0		0- 0		0- 0	

RPI 1-25				RPI 26-50				Team's RPI: 43				RPI 51-100				RPI 101+			
RPI	S	Opponent	Score	RPI	S	Opponent	Score					RPI	S	Opponent	Score	RPI	S	Opponent	Score
2	A	Notre Dame	76 83	37	H	Syracuse	72 67					54	A	Virginia Tech	82 78	104	H	Wake Forest	50 61
4	H	Louisville	74 84									60	H	St. John's (NY)	64 74	106	H	Kentucky	65 54
6	A	Florida St.	67 105									62	H	Michigan St.	67 57	127	H	Bethune-Cookman	85 39
14	H	Maryland	71 79									68	H	Maine	80 70	138	A	Colorado	61 67
16	H	Duke	51 48									100	A	North Carolina	92 72	139	A	Clemson	72 60
21	H	NC State	52 48													164	N	Southern Ill.	75 65
																199	A	Boston College	65 43
																224	H	New Orleans	76 46
																272	H	Vermont	73 49
																280	N	Sacramento St.	82 56
																299	H	FIU	77 69
																317	H	Alabama St.	79 31
<hr/>																			
										LAST 12 Division I GAMES:									
21	H	NC State	52 48	139	A	Clemson	72 60			6	A	Florida St.	67 105						
100	A	North Carolina	92 72							104	H	Wake Forest	50 61						
54	A	Virginia Tech	82 78							2	A	Notre Dame	76 83						
4	H	Louisville	74 84							16	H	Duke	51 48						
199	A	Boston College	65 43							127	H	Bethune-Cookman	85 39						
37	H	Syracuse	72 67																

Non-Div I Games:

Mi ami (FL)

Average RPI	Win:	198	WON-LOST RECORD	WINNING PCT. RANK	LAST 10 GAMES	STRENGTH OF SCHEDULE	OPP. STRENGTH OF SCHEDULE	TEAM RPI	ADJ. RPI	CONF. RPI	ADJ CONF. RPI
Average RPI	Loss:	89									
DIV. I ONLY		15- 8		87	6- 4	137	138	88	88	7	7
DIV. I NON-CONF.		8- 3		65	0- 0	263	304	103	103	8	8

TOTALS	RPI 1-25		RPI 26-50		W-L RECORDS	RPI 51-100		RPI 101-999		RPI 201+	
15- 8	0- 1		0- 3		OVERALL	3- 0		12- 4		7- 0	
9- 2	0- 0		0- 1		HOME	2- 0		7- 1		6- 0	
5- 6	0- 1		0- 2		AWAY	1- 0		4- 3		1- 0	
1- 0	0- 0		0- 0		NEUTRAL	0- 0		1- 0		0- 0	
8- 3	0- 0		0- 1		NON-CONFERENCE	1- 0		7- 2		6- 0	
5- 0	0- 0		0- 0		HOME	0- 0		5- 0		5- 0	
2- 3	0- 0		0- 1		AWAY	1- 0		1- 2		1- 0	
1- 0	0- 0		0- 0		NEUTRAL	0- 0		1- 0		0- 0	
7- 5	0- 1		0- 2		CONFERENCE	2- 0		5- 2		1- 0	
4- 2	0- 0		0- 1		HOME	2- 0		2- 1		1- 0	
3- 3	0- 1		0- 1		AWAY	0- 0		3- 1		0- 0	
0- 0	0- 0		0- 0		NEUTRAL	0- 0		0- 0		0- 0	

RPI	S	Opponent	Score	RPI	S	Opponent	Score	RPI	S	Opponent	Score	RPI	S	Opponent	Score
23	A	Buffalo	67 72	26	H	Central Mich.	66 84	64	H	Toledo	67 58	107	A	Western Mich.	70 81
				42	A	Purdue	66 75	76	A	IUPUI	96 83	128	A	Northern Ill.	77 62
				45	A	Ball St.	61 86	79	H	Ohio	64 55	128	H	Northern Ill.	67 65
												136	A	Loyola Marymount	71 84
												137	A	Cincinnati	62 73
												187	N	Denver	69 52
												194	A	Bowling Green	66 62
												195	A	Eastern Mich.	73 69
												195	H	Eastern Mich.	59 74
												203	H	Jacksonville St.	58 55
												223	H	Akron	75 67
												265	A	Indiana St.	68 56
												285	H	Canius	72 47
												290	H	Valparaiso	77 68
												307	H	Detroit Mercy	91 64
												343	H	Florida A&M	73 33

LAST 12 Division I GAMES:															
64	H	Toledo	67 58	223	H	Akron	75 67								
194	A	Bowling Green	66 62	195	H	Eastern Mich.	59 74								
128	A	Northern Ill.	77 62	23	A	Buffalo	67 72								
79	H	Ohio	64 55	26	H	Central Mich.	66 84								
195	A	Eastern Mich.	73 69	45	A	Ball St.	61 86								
107	A	Western Mich.	70 81	128	H	Northern Ill.	67 65								

Non-Div I Games:

Average RPI Win:	227	WON-LOST	WINNING	LAST 10	STRENGTH OF	OPP. STRENGTH	TEAM	ADJ.	CONF.	ADJ CONF.
Average RPI Loss:	88	RECORD	PCT. RANK	GAMES	SCHEDULE	OF SCHEDULE	RPI	RPI	RPI	RPI
DIV. I ONLY	14- 9	112	6- 4	167	131	117	117	18	18	
DIV. I NON-CONF.	8- 5	111	2- 0	242	48	116	116	19	19	

TOTALS	RPI 1-25	RPI 26-50	W-L RECORDS	RPI 51-100	RPI 101-999	RPI 201+				
14- 9	0- 1	0- 1	OVERALL	0- 4	14- 3	8- 0				
7- 3	0- 0	0- 0	HOME	0- 1	7- 2	4- 0				
6- 5	0- 1	0- 0	AWAY	0- 3	6- 1	3- 0				
1- 1	0- 0	0- 1	NEUTRAL	0- 0	1- 0	1- 0				
8- 5	0- 1	0- 1	NON-CONFERENCE	0- 2	8- 1	5- 0				
5- 0	0- 0	0- 0	HOME	0- 0	5- 0	3- 0				
2- 4	0- 1	0- 0	AWAY	0- 2	2- 1	1- 0				
1- 1	0- 0	0- 1	NEUTRAL	0- 0	1- 0	1- 0				
6- 4	0- 0	0- 0	CONFERENCE	0- 2	6- 2	3- 0				
2- 3	0- 0	0- 0	HOME	0- 1	2- 2	1- 0				
4- 1	0- 0	0- 0	AWAY	0- 1	4- 0	2- 0				
0- 0	0- 0	0- 0	NEUTRAL	0- 0	0- 0	0- 0				

RPI 1-25				RPI 26-50				RPI 51-100				RPI 101+ Team's RPI: 117			
RPI	S	Opponent	Score	RPI	S	Opponent	Score	RPI	S	Opponent	Score	RPI	S	Opponent	Score
4	A	Louisville	26 80	46	N	Southern California	57 72	52	A	Western Ky.	43 57	106	H	Kentucky	62 57
								67	A	Georgia Tech	45 48	122	A	Ole Miss	56 65
								71	H	UAB	51 59	124	A	Vanderbilt	65 54
								95	A	Tulane	44 62	125	A	UTEP	54 45
												163	H	Southern Miss.	53 61
												173	H	Louisiana Tech	49 66
												178	H	Charlotte	64 45
												181	H	Troy	73 57
												193	A	Fla. Atlantic	69 65
												241	H	North Texas	56 48
												247	A	UNC Asheville	72 57
												266	H	Lipscomb	72 48
												285	N	Canisius	55 45
												293	A	UTSA	62 47
												301	H	Coppin St.	69 39
												309	H	Tennessee Tech	58 44
												335	A	Marshall	73 57

LAST 12 Division I GAMES:															
				193	A	Fla. Atlantic	69 65	125	A	UTEP	54 45				
				173	H	Louisiana Tech	49 66	293	A	UTSA	62 47				
				178	H	Charlotte	64 45	71	H	UAB	51 59				
				335	A	Marshall	73 57	52	A	Western Ky.	43 57				
				163	H	Southern Miss.	53 61	106	H	Kentucky	62 57				
				241	H	North Texas	56 48	285	N	Canisius	55 45				

Non-Div I Games:

Middle Tenn.

RPI 1-25				RPI 26-50				RPI 51-100				RPI 101+				Team's RPI: 113	
RPI	S	Opponent	Score	RPI	S	Opponent	Score	RPI	S	Opponent	Score	RPI	S	Opponent	Score		
13	A	Green Bay	29 52	31	H	Marquette	68 83	51	N	Houston	59 74	102	A	Western Ill.	77 67		
								76	H	IUPUI	68 70	130	H	Cleveland St.	79 72		
								90	A	Drake	73 77	183	A	Northwestern	66 57		
								98	A	Wright St.	51 56	184	A	Wisconsin	67 64		
								98	H	Wright St.	59 53	200	H	Youngstown St.	62 61		
												212	N	CSUN	58 50		
												218	A	Oakland	74 62		
												232	A	Northern Ky.	52 49		
												232	H	Northern Ky.	57 60		
												253	H	Illinois St.	61 59		
												270	H	North Dakota St.	74 38		
												295	H	Loyola Chicago	63 41		
												307	A	Detroit Mercy	70 61		
												313	A	Ill.-Chicago	76 53		
												313	H	Ill.-Chicago	59 44		
												315	A	Fort Wayne	60 48		
												339	A	Chicago St.	84 59		
LAST 12 Division I GAMES:																	
				232	H	Northern Ky.	57 60	313	A	Ill.-Chicago	76 53						
				98	H	Wright St.	59 53	200	H	Youngstown St.	62 61						
				313	H	Ill.-Chicago	59 44	130	H	Cleveland St.	79 72						
				76	H	IUPUI	68 70	13	A	Green Bay	29 52						
				307	A	Detroit Mercy	70 61	98	A	Wright St.	51 56						
				218	A	Oakland	74 62	232	A	Northern Ky.	52 49						

Mi l waukee

Average RPI	Win:	158	WON-LOST	WINNING	LAST 10	STRENGTH OF	OPP. STRENGTH	TEAM	ADJ.	CONF.	ADJ CONF.
Average RPI	Loss:	67	RECORD	PCT. RANK	GAMES	SCHEDULE	OF SCHEDULE	RPI	RPI	RPI	RPI
DIV. I ONLY		18- 6	48	6- 4	131	34	48	48	3	3	
DIV. I NON-CONF.		11- 2	22	1- 0	287	91	75	75	4	4	

TOTALS	RPI 1-25		RPI 26-50		W-L RECORDS		RPI 51-100		RPI 101-999		RPI 201+
18- 6	1- 3		1- 0		OVERALL		3- 2		13- 1		4- 1
10- 1	1- 0		0- 0		HOME		1- 1		8- 0		3- 0
7- 5	0- 3		1- 0		AWAY		2- 1		4- 1		1- 1
1- 0	0- 0		0- 0		NEUTRAL		0- 0		1- 0		0- 0
11- 2	0- 0		0- 0		NON-CONFERENCE		1- 1		10- 1		4- 1
7- 0	0- 0		0- 0		HOME		0- 0		7- 0		3- 0
3- 2	0- 0		0- 0		AWAY		1- 1		2- 1		1- 1
1- 0	0- 0		0- 0		NEUTRAL		0- 0		1- 0		0- 0
7- 4	1- 3		1- 0		CONFERENCE		2- 1		3- 0		0- 0
3- 1	1- 0		0- 0		HOME		1- 1		1- 0		0- 0
4- 3	0- 3		1- 0		AWAY		1- 0		2- 0		0- 0
0- 0	0- 0		0- 0		NEUTRAL		0- 0		0- 0		0- 0

RPI	S	Opponent	Score	RPI	S	Opponent	Score	Team's RPI: 48	RPI	S	Opponent	Score	RPI	S	Opponent	Score
5	A	Ohio St.	75 91	42	A	Purdue	78 74		59	H	Nebraska	74 79	104	N	Wake Forest	93 81
18	A	Rutgers	70 80						62	H	Michigan St.	83 77	120	A	Georgetown	73 63
20	A	Iowa	84 92						78	A	Penn St.	91 71	154	H	Cal Poly	112 68
20	H	Iowa	77 72						91	A	UNLV	79 72	157	H	Lehigh	107 73
									100	A	North Carolina	83 88	183	A	Northwestern	90 63
													184	A	Wisconsin	71 61
													184	H	Wisconsin	90 65
													195	H	Eastern Mich.	80 56
													199	H	Boston College	78 68
													202	A	San Diego	69 72
													214	H	Xavier	74 62
													233	H	UC Riverside	101 75
													292	H	VCU	108 63
													331	A	Rhode Island	82 60

LAST 12 Division I GAMES:																
42	A	Purdue	78 74	78	A	Penn St.	91 71									
20	A	Iowa	84 92	62	H	Michigan St.	83 77									
184	A	Wisconsin	71 61	5	A	Ohio St.	75 91									
20	H	Iowa	77 72	59	H	Nebraska	74 79									
184	H	Wisconsin	90 65	183	A	Northwestern	90 63									
18	A	Rutgers	70 80	233	H	UC Riverside	101 75									

Non-Div I Games:

Minnesota

Average RPI Win: 306		WON-LOST RECORD	WINNING PCT. RANK	LAST 10 GAMES	STRENGTH OF SCHEDULE	OPP. STRENGTH OF SCHEDULE	TEAM RPI	ADJ. RPI	CONF. RPI	ADJ. CONF. RPI
Average RPI Loss: 207										
DIV. I ONLY		1- 22	346	1- 9	247	328	342	342	32	32
DIV. I NON-CONF.		0- 12	337	0- 1	71	177	293	293	32	32
TOTALS		RPI 1-25	RPI 26-50	W-L RECORDS		RPI 51-100	RPI 101-999	RPI 201+		
1- 22	0- 1		0- 1	OVERALL		0- 4	1- 16	1- 13		
1- 7	0- 0		0- 0	HOME		0- 0	1- 7	1- 6		
0- 10	0- 0		0- 0	AWAY		0- 0	0- 0	0- 0		
0- 5	0- 0		0- 1	NEUTRAL		0- 2	0- 2	0- 2		
0- 12	0- 1		0- 1	NON-CONFERENCE		0- 4	0- 6	0- 4		
0- 1	0- 0		0- 0	HOME		0- 0	0- 1	0- 1		
0- 6	0- 1		0- 0	AWAY		0- 2	0- 3	0- 1		
0- 5	0- 0		0- 1	NEUTRAL		0- 2	0- 2	0- 2		
1- 10	0- 0		0- 0	CONFERENCE		0- 0	1- 10	1- 9		
1- 6	0- 0		0- 0	HOME		0- 0	1- 6	1- 5		
0- 4	0- 0		0- 0	AWAY		0- 0	0- 4	0- 4		
0- 0	0- 0		0- 0	NEUTRAL		0- 0	0- 0	0- 0		

RPI 1-25				RPI 26-50				RPI 51-100				RPI 101+ Team's RPI : 342			
RPI	S	Opponent	Score	RPI	S	Opponent	Score	RPI	S	Opponent	Score	RPI	S	Opponent	Score
3	A	Mississippi St.	36 112	47	N	Dayton	46 65	52	A	Western Ky.	48 87	138	A	Colorado	48 85
								62	N	Michigan St.	64 83	163	A	Southern Miss.	69 84
								71	A	UAB	72 87	167	H	Southern U.	54 70
								90	N	Drake	60 96	246	H	Grambling	62 64
												248	H	Nicholls St.	57 62
												250	A	Texas Southern	39 55
												264	A	Prairie View	73 78
												276	H	Alcorn	70 76
												288	N	Massachusetts	46 85
												293	N	UTSA	55 68
												298	A	Murray St.	63 64
												306	H	Jackson St.	72 61
												308	A	Alabama A&M	48 65
												308	H	Alabama A&M	49 57
												317	A	Alabama St.	41 76
												317	H	Alabama St.	62 70
												337	H	Ark. -Pine Bluff	59 64
LAST 12 Division I GAMES:															
308	H	Alabama A&M	49 57	167	H	Southern U.	54 70								
317	H	Alabama St.	62 70	276	H	Alcorn	70 76								
246	H	Grambling	62 64	308	A	Alabama A&M	48 65								
306	H	Jackson St.	72 61	317	A	Alabama St.	41 76								
264	A	Prairie View	73 78	337	H	Ark. -Pine Bluff	59 64								
250	A	Texas Southern	39 55	3	A	Mississippi St.	36 112								

Mi ssi ssi ppi Val .

■ Loss, ■ Non-Conf, S Site, H Home A Away N Neutral

Missouri

Missouri				Through Games Of Feb. 9, 2018												
Average RPI Win:		126	WON-LOST RECORD		WINNING PCT. RANK		LAST 10 GAMES		STRENGTH OF SCHEDULE		OPP. STRENGTH OF SCHEDULE		TEAM RPI	ADJ. RPI	CONF. RPI	ADJ CONF. RPI
Average RPI Loss:		24														
DIV. I ONLY			19- 5		31		6- 4		27		30		19	19	2	2
DIV. I NON-CONF.			12- 1		6		1- 0		76		52		14	14	2	2

TOTALS		RPI 1-25		RPI 26-50		W-L RECORDS		RPI 51-100		RPI 101-999		RPI 201+				
19- 5		1- 3		1- 1		OVERALL		6- 1		11- 0		4- 0				
10- 2		1- 1		0- 1		HOME		4- 0		5- 0		2- 0				
5- 2		0- 2		1- 0		AWAY		0- 0		4- 0		0- 0				
4- 1		0- 0		0- 0		NEUTRAL		2- 1		2- 0		2- 0				
12- 1		0- 0		1- 0		NON-CONFERENCE		5- 1		6- 0		4- 0				
6- 0		0- 0		0- 0		HOME		3- 0		3- 0		2- 0				
2- 0		0- 0		1- 0		AWAY		0- 0		1- 0		0- 0				
4- 1		0- 0		0- 0		NEUTRAL		2- 1		2- 0		2- 0				
7- 4		1- 3		0- 1		CONFERENCE		1- 0		5- 0		0- 0				
4- 2		1- 1		0- 1		HOME		1- 0		2- 0		0- 0				
3- 2		0- 2		0- 0		AWAY		0- 0		3- 0		0- 0				
0- 0		0- 0		0- 0		NEUTRAL		0- 0		0- 0		0- 0				

RPI 1-25		Team's RPI: 19		RPI 26-50				RPI 51-100				RPI 101+				
RPI	S	Opponent	Score	RPI	S	Opponent	Score	RPI	S	Opponent	Score	RPI	S	Opponent	Score	
3	H	Mississippi St.	53 57	27	H	LSU	65 69	52	N	Western Ky.	76 79	103	A	Alabama	62 56	
17	A	South Carolina	54 64	35	A	Cal i forni a	55 52	61	N	Qui nni pi ac	66 51	106	H	Kentucky	83 78	
17	H	South Carolina	83 74					70	N	Indi ana	75 55	114	A	Mi ssouri St.	69 59	
22	A	Georgi a	50 62					85	H	Kansas St.	73 59	122	A	Ole Miss	67 48	
								94	H	Arkansas	88 54	124	A	Vanderbil t	81 70	
								98	H	Wri ght St.	82 80	145	H	SIUE	78 48	
								99	H	Sai nt Loui s	70 58	170	H	Fl ori da	66 64	
												205	H	Ill i noi s	72 55	
												214	N	Xavi er	74 48	
												224	H	New Orleans	81 45	
												301	N	Coppi n St.	73 50	

LAST 12 Division I GAMES:																
106	H	Kentucky	83 78	122	A	Ole Miss	67 48	124	A	Vanderbil t	81 70	17	H	South Carolina	83 74	
170	H	Fl ori da	66 64	27	H	LSU	65 69	103	A	Al abama	62 56	205	H	Ill i noi s	72 55	
3	H	Missi ssi ppi St.	53 57													
17	A	South Carolina	54 64													
22	A	Georgi a	50 62													
94	H	Arkansas	88 54													

Missouri

Non-Div I Games:

Missouri

Average RPI Win:	232	WON-LOST	WINNING	LAST 10	STRENGTH OF	OPP. STRENGTH	TEAM	ADJ.	CONF.	ADJ CONF.
Average RPI Loss:	88	RECORD	PCT. RANK	GAMES	SCHEDULE	OF SCHEDULE	RPI	RPI	RPI	RPI
DIV. I ONLY	12- 10	145	7- 3	108	180	114	114	24	24	
DIV. I NON-CONF.	3- 7	254	0- 0	16	64	159	159	22	22	

TOTALS	RPI 1-25	RPI 26-50	W-L RECORDS	RPI 51-100	RPI 101-999	RPI 201+				
12- 10	0- 2	0- 1	OVERALL	0- 3	12- 4	7- 0				
7- 2	0- 1	0- 0	HOME	0- 1	7- 0	3- 0				
5- 6	0- 0	0- 1	AWAY	0- 1	5- 4	4- 0				
0- 2	0- 1	0- 0	NEUTRAL	0- 1	0- 0	0- 0				
3- 7	0- 2	0- 1	NON-CONFERENCE	0- 1	3- 3	0- 0				
3- 1	0- 1	0- 0	HOME	0- 0	3- 0	0- 0				
0- 4	0- 0	0- 1	AWAY	0- 0	0- 3	0- 0				
0- 2	0- 1	0- 0	NEUTRAL	0- 1	0- 0	0- 0				
9- 3	0- 0	0- 0	CONFERENCE	0- 2	9- 1	7- 0				
4- 1	0- 0	0- 0	HOME	0- 1	4- 0	3- 0				
5- 2	0- 0	0- 0	AWAY	0- 1	5- 1	4- 0				
0- 0	0- 0	0- 0	NEUTRAL	0- 0	0- 0	0- 0				

RPI 1-25				RPI 26-50				RPI 51-100				RPI 101+ Team's RPI: 114			
RPI	S	Opponent	Score	RPI	S	Opponent	Score	RPI	S	Opponent	Score	RPI	S	Opponent	Score
7	N	Bayl or	58 100	45	A	Bal l St.	58 70	80	N	Penn	60 65	103	A	Al abama	61 65
19	H	Mi ssouri	59 69					90	A	Drake	65 84	112	A	Li ttle Rock	51 63
								90	H	Drake	68 80	143	A	UNI	57 52
												143	H	UNI	62 52
												164	A	Southern Ill.	69 71
												168	A	Wi chi ta St.	58 72
												168	H	Wi chi ta St.	94 71
												183	H	Northwestern	90 59
												198	H	Oral Roberts	76 66
												249	A	Bradl ey	71 65
												249	H	Bradl ey	74 54
												253	A	Ill i noi s St.	56 50
												265	A	Indi ana St.	77 63
												290	H	Val parai so	83 60
												295	H	Loyol a Chi cago	75 36
												348	A	Evansvi lle	95 65

LAST 12 Division I GAMES:															
249	H	Bradley	74 54	249	A	Bradley	71 65	253	A	Ill i noi s St.	56 50				
90	A	Drake	65 84					143	H	UNI	62 52				
143	A	UNI	57 52					90	H	Drake	68 80				
164	A	Southern Ill.	69 71					348	A	Evansvi lle	95 65				
295	H	Loyol a Chi cago	75 36					265	A	Indi ana St.	77 63				
290	H	Val parai so	83 60												

Non-Div I Games: Central Mo. 62 36

Missouri St.

RPI 1-25				RPI 26-50				RPI 51-100				RPI 101+				Team's RPI: 300	
RPI	S	Opponent	Score	RPI	S	Opponent	Score	RPI	S	Opponent	Score	RPI	S	Opponent	Score		
								54	H	Virginia Tech	34	84	139	A	Clemson	54	57
								61	H	Quinnipiac	55	76	153	A	Robert Morris	38	56
								81	H	Albany (NY)	44	68	157	H	Lehigh	57	75
								83	A	Navy	49	73	166	A	Marist	46	69
								93	H	George Washington	45	59	166	H	Marist	57	85
								97	A	Jacksonville	65	74	197	A	Siena	41	44
													228	N	North Florida	67	57
													252	A	Manhattan	53	63
													256	A	Fairfield	55	61
													267	A	Fairleigh Dickinson	61	78
													269	H	Rider	63	56
													285	H	Canisius	48	60
													291	H	Sacred Heart	69	64
													338	A	Iona	62	56
													338	H	Iona	68	56
													345	A	Saint Peter's	47	67
													345	H	Saint Peter's	51	44
LAST 12 Division I GAMES:																	
				166	H	Marist	57	85	285	H	Canisius	48	60				
				197	A	Siena	41	44	61	H	Quinnipiac	55	76				
				269	H	Rider	63	56	338	A	Iona	62	56				
				252	A	Manhattan	53	63	345	H	Saint Peter's	51	44				
				345	A	Saint Peter's	47	67	256	A	Fairfield	55	61				
				338	H	Iona	68	56	166	A	Marist	46	69				

Monmouth

Average RPI Win:	250	WON-LOST	WINNING	LAST 10	STRENGTH OF	OPP. STRENGTH	TEAM	ADJ.	CONF.	ADJ CONF.
Average RPI Loss:	119	RECORD	PCT. RANK	GAMES	SCHEDULE	OF SCHEDULE	RPI	RPI	RPI	RPI
DIV. I ONLY	11- 11	169	6- 4	272	121	227	227	19	19	
DIV. I NON-CONF.	3- 7	254	0- 0	135	218	271	271	14	14	

TOTALS	RPI 1-25	RPI 26-50	W-L RECORDS	RPI 51-100	RPI 101-999	RPI 201+				
11- 11	0- 0	0- 4	OVERALL	0- 1	11- 6	7- 3				
8- 4	0- 0	0- 2	HOME	0- 0	8- 2	5- 1				
3- 5	0- 0	0- 1	AWAY	0- 1	3- 3	2- 1				
0- 2	0- 0	0- 1	NEUTRAL	0- 0	0- 1	0- 1				
3- 7	0- 0	0- 2	NON-CONFERENCE	0- 1	3- 4	2- 2				
3- 3	0- 0	0- 1	HOME	0- 0	3- 2	2- 1				
0- 2	0- 0	0- 0	AWAY	0- 1	0- 1	0- 0				
0- 2	0- 0	0- 1	NEUTRAL	0- 0	0- 1	0- 1				
8- 4	0- 0	0- 2	CONFERENCE	0- 0	8- 2	5- 1				
5- 1	0- 0	0- 1	HOME	0- 0	5- 0	3- 0				
3- 3	0- 0	0- 1	AWAY	0- 0	3- 2	2- 1				
0- 0	0- 0	0- 0	NEUTRAL	0- 0	0- 0	0- 0				

RPI 1-25				RPI 26-50				RPI 51-100				RPI 101+				Team's RPI: 227	
RPI	S	Opponent	Score	RPI	S	Opponent	Score	RPI	S	Opponent	Score	RPI	S	Opponent	Score		
				31	N	Marquette	68 87	77	A	Wyoming	62 67	106	H	Kentucky	54 71		
				32	A	Northern Colo.	50 68					126	H	SFA	60 52		
				32	H	Northern Colo.	58 64					142	A	Fresno St.	58 61		
				41	H	Gonzaga	55 70					144	A	North Dakota	54 43		
												144	H	North Dakota	53 51		
												148	A	Portland St.	53 70		
												148	H	Portland St.	69 53		
												206	H	Seattle U	64 78		
												231	A	Montana St.	64 81		
												265	N	Indiana St.	45 57		
												280	H	Sacramento St.	68 59		
												303	H	Cal St. Fullerton	68 47		
												311	A	Southern Utah	74 65		
												311	H	Southern Utah	81 71		
												327	H	Long Beach St.	67 60		
												328	A	Northern Ariz.	69 52		
												328	H	Northern Ariz.	70 62		
LAST 12 Division I GAMES:																	
				148	A	Portland St.	53 70	148	H	Portland St.	69 53						
				144	H	North Dakota	53 51	280	H	Sacramento St.	68 59						
				32	H	Northern Colo.	58 64	32	A	Northern Colo.	50 68						
				328	A	Northern Ariz.	69 52	144	A	North Dakota	54 43						
				311	A	Southern Utah	74 65	311	H	Southern Utah	81 71						
				231	A	Montana St.	64 81	328	H	Northern Ariz.	70 62						

Non-Div I Games: Rocky Mountain 54 38

Montana

Average RPI Win:	251	WON-LOST	WINNING	LAST 10	STRENGTH OF	OPP. STRENGTH	TEAM	ADJ.	CONF.	ADJ CONF.
Average RPI Loss:	148	RECORD	PCT. RANK	GAMES	SCHEDULE	OF SCHEDULE	RPI	RPI	RPI	RPI

DIV. I ONLY	11- 10	156	5- 5	328	104	231	231	19	19
DIV. I NON-CONF.	4- 5	202	0- 0	244	203	197	197	14	14
TOTALS	RPI 1-25	RPI 26-50	W-L RECORDS	RPI 51-100	RPI 101-999	RPI 201+			
11- 10	0- 0	0- 3	OVERALL	1- 0	10- 7	8- 3			
7- 2	0- 0	0- 1	HOME	1- 0	6- 1	4- 0			
3- 7	0- 0	0- 2	AWAY	0- 0	3- 5	3- 3			
1- 1	0- 0	0- 0	NEUTRAL	0- 0	1- 1	1- 0			
4- 5	0- 0	0- 1	NON-CONFERENCE	1- 0	3- 4	2- 2			
2- 0	0- 0	0- 0	HOME	1- 0	1- 0	0- 0			
1- 4	0- 0	0- 1	AWAY	0- 0	1- 3	1- 2			
1- 1	0- 0	0- 0	NEUTRAL	0- 0	1- 1	1- 0			
7- 5	0- 0	0- 2	CONFERENCE	0- 0	7- 3	6- 1			
5- 2	0- 0	0- 1	HOME	0- 0	5- 1	4- 0			
2- 3	0- 0	0- 1	AWAY	0- 0	2- 2	2- 1			
0- 0	0- 0	0- 0	NEUTRAL	0- 0	0- 0	0- 0			

RPI S Opponent	Score	RPI S Opponent	Score	RPI S Opponent	Score	RPI S Opponent	Score	Team's RPI: 231
32 A Northern Colo.	69 82	32 H Northern Colo.	63 78	77 H Wyoming	50 46	123 A BYU	54 75	
46 A Southern California	47 98					126 H SFA	59 54	
						144 A North Dakota	70 79	
						144 H North Dakota	72 56	
						148 H Portland St.	60 69	
						186 N Nevada	53 67	
						227 H Montana	81 64	
						230 A Omaha	53 64	
						254 A Hawaii	75 81	
						280 A Sacramento St.	77 88	
						280 H Sacramento St.	85 50	
						297 N Utah St.	64 52	
						311 A Southern Utah	63 57	
						311 H Southern Utah	91 71	
						327 A Long Beach St.	62 51	
						328 A Northern Ariz.	78 56	
						328 H Northern Ariz.	81 39	
LAST 12 Division I GAMES:								
280 A Sacramento St.	77 88	280 H Sacramento St.	85 50					
32 H Northern Colo.	63 78	148 H Portland St.	60 69					
144 H North Dakota	72 56	144 A North Dakota	70 79					
311 A Southern Utah	63 57	32 A Northern Colo.	69 82					
328 A Northern Ariz.	78 56	328 H Northern Ariz.	81 39					
227 H Montana	81 64	311 H Southern Utah	91 71					

Non-Div I Games: Mont. St. Billings 67 47 Providence (MT) 66 31

Montana St.

Average RPI Win:	277	WON-LOST	WINNING	LAST 10	STRENGTH OF	OPP. STRENGTH	TEAM	ADJ.	CONF.	ADJ CONF.
Average RPI Loss:	153	RECORD	PCT. RANK	GAMES	SCHEDULE	OF SCHEDULE	RPI	RPI	RPI	RPI
DIV. I ONLY	16- 8	76	7- 3	335	274	204	204	26	26	
DIV. I NON-CONF.	7- 4	102	0- 0	337	265	226	226	27	27	

TOTALS	RPI 1-25	RPI 26-50	W-L RECORDS	RPI 51-100	RPI 101-999	RPI 201+				
16- 8	0- 0	0- 0	OVERALL	0- 2	16- 6	14- 4				
6- 5	0- 0	0- 0	HOME	0- 1	6- 4	5- 3				
10- 3	0- 0	0- 0	AWAY	0- 0	10- 0	9- 0				
0- 0	0- 0	0- 0	NEUTRAL	0- 0	0- 0	0- 0				
7- 4	0- 0	0- 0	NON-CONFERENCE	0- 1	7- 3	6- 2				
2- 2	0- 0	0- 0	HOME	0- 0	2- 2	1- 2				
5- 2	0- 0	0- 0	AWAY	0- 1	5- 1	5- 0				
0- 0	0- 0	0- 0	NEUTRAL	0- 0	0- 0	0- 0				
9- 4	0- 0	0- 0	CONFERENCE	0- 1	9- 3	8- 2				
4- 3	0- 0	0- 0	HOME	0- 1	4- 2	4- 1				
5- 1	0- 0	0- 0	AWAY	0- 0	5- 1	4- 1				
0- 0	0- 0	0- 0	NEUTRAL	0- 0	0- 0	0- 0				

RPI 1-25				RPI 26-50				RPI 51-100				RPI 101+				Team's RPI: 204
RPI	S	Opponent	Score	RPI	S	Opponent	Score	RPI	S	Opponent	Score	RPI	S	Opponent	Score	
								53	A	West Virginia	56 66	106	A	Kentucky	53 86	
								69	H	Belmont	62 83	145	H	SIUE	51 66	
												164	H	Southern Ill.	85 81	
												201	A	UT Martin	81 76	
												203	A	Jacksonville St.	64 70	
												203	H	Jacksonville St.	65 67	
												217	H	Gardner-Webb	60 68	
												222	A	Southeast Mo. St.	59 56	
												222	H	Southeast Mo. St.	60 58	
												228	H	North Florida	56 61	
												238	A	Austin Peay	66 59	
												266	A	Lipscomb	75 55	
												275	A	St. Francis Brooklyn	73 59	
												280	H	Sacramento St.	75 71	
												285	A	Canisius	76 52	
												298	A	Murray St.	82 80	
												309	A	Tennessee Tech	74 67	
												309	H	Tennessee Tech	53 51	
												333	H	Tennessee St.	97 81	
												339	A	Chicago St.	79 40	
												344	H	Eastern Ill.	89 81	
												348	A	Evansville	82 75	

LAST 12 Division I GAMES:																
				222	H	Southeast Mo. St.	60 58	203	H	Jacksonville St.	65 67					
				69	H	Belmont	62 83	201	A	UT Martin	81 76					
				333	H	Tennessee St.	97 81	222	A	Southeast Mo. St.	59 56					
				238	A	Austin Peay	66 59	145	H	SIUE	51 66					
				298	A	Murray St.	82 80	344	H	Eastern Ill.	89 81					
				309	H	Tennessee Tech	53 51	203	A	Jacksonville St.	64 70					

Non-Div I Games: Brescia 120 41 Ky. Christian 115 39

Morehead St.

Average RPI Win:	310	WON-LOST	WINNING	LAST 10	STRENGTH OF	OPP. STRENGTH	TEAM	ADJ.	CONF.	ADJ CONF.
Average RPI Loss:	185	RECORD	PCT. RANK	GAMES	SCHEDULE	OF SCHEDULE	RPI	RPI	RPI	RPI
DIV. I ONLY	10- 11	199	5- 5	343	302	273	273	31	31	
DIV. I NON-CONF.	5- 6	187	1- 1	282	196	212	212	30	30	

TOTALS	RPI 1-25	RPI 26-50	W-L RECORDS	RPI 51-100	RPI 101-999	RPI 201+				
10- 11	0- 1	0- 2	OVERALL	0- 1	10- 7	10- 6				
7- 2	0- 0	0- 0	HOME	0- 0	7- 2	7- 2				
3- 8	0- 0	0- 0	AWAY	0- 0	3- 0	3- 0				
0- 1	0- 1	0- 0	NEUTRAL	0- 0	0- 0	0- 0				
5- 6	0- 1	0- 2	NON-CONFERENCE	0- 1	5- 2	5- 1				
3- 0	0- 0	0- 0	HOME	0- 0	3- 0	3- 0				
2- 5	0- 0	0- 2	AWAY	0- 1	2- 2	2- 1				
0- 1	0- 1	0- 0	NEUTRAL	0- 0	0- 0	0- 0				
5- 5	0- 0	0- 0	CONFERENCE	0- 0	5- 5	5- 5				
4- 2	0- 0	0- 0	HOME	0- 0	4- 2	4- 2				
1- 3	0- 0	0- 0	AWAY	0- 0	1- 3	1- 3				
0- 0	0- 0	0- 0	NEUTRAL	0- 0	0- 0	0- 0				

RPI 1-25				RPI 26-50				RPI 51-100				RPI 101+ Team's RPI: 273			
RPI	S	Opponent	Score	RPI	S	Opponent	Score	RPI	S	Opponent	Score	RPI	S	Opponent	Score
20	N	Iowa	46 90	37	A	Syracuse	68 95	53	A	West Virginia	41 84	121	A	Colorado St.	44 60
				47	A	Dayton	52 88					219	A	Norfolk St.	55 53
												221	A	N. C. A&T	60 67
												235	H	Howard	61 68
												283	H	Mt. St. Mary's	75 67
												294	A	Central Conn. St.	61 41
												299	H	FIU	62 51
												301	A	Coppin St.	53 55
												305	H	UMES	63 50
												321	H	South Carolina St.	65 55
												329	H	Delaware St.	54 62
												334	A	N. C. Central	57 60
												335	A	Marshall	68 73
												341	H	Savannah St.	73 67
												343	H	Florida A&M	61 56
												346	H	NJIT	55 43
												347	A	UMass Lowell	65 59

LAST 12 Division I GAMES:															
235	H	Howard	61 68	221	A	N. C. A&T	60 67								
219	A	Norfolk St.	55 53	341	H	Savannah St.	73 67								
321	H	South Carolina St.	65 55	343	H	Florida A&M	61 56								
329	H	Delaware St.	54 62	305	H	UMES	63 50								
301	A	Coppin St.	53 55	347	A	UMass Lowell	65 59								
334	A	N. C. Central	57 60	121	A	Colorado St.	44 60								

Non-Div I Games: Cheyney 123 53 Lincoln (PA) 60 41

Morgan St.

Average RPI Win:	280	WON-LOST	WINNING	LAST 10	STRENGTH OF	OPP. STRENGTH	TEAM	ADJ.	CONF.	ADJ CONF.
Average RPI Loss:	208	RECORD	PCT. RANK	GAMES	SCHEDULE	OF SCHEDULE	RPI	RPI	RPI	RPI
DIV. I ONLY	7- 15	268	3- 7	280	312	283	283	29	29	
DIV. I NON-CONF.	3- 8	268	1- 0	210	234	255	255	29	29	

TOTALS	RPI 1-25	RPI 26-50	W-L RECORDS	RPI 51-100	RPI 101-999	RPI 201+				
7- 15	0- 2	0- 0	OVERALL	0- 0	7- 13	7- 10				
4- 5	0- 0	0- 0	HOME	0- 0	4- 5	4- 4				
3- 10	0- 0	0- 0	AWAY	0- 0	3- 0	3- 0				
0- 0	0- 0	0- 0	NEUTRAL	0- 0	0- 0	0- 0				
3- 8	0- 2	0- 0	NON-CONFERENCE	0- 0	3- 6	3- 5				
2- 1	0- 0	0- 0	HOME	0- 0	2- 1	2- 1				
1- 7	0- 2	0- 0	AWAY	0- 0	1- 5	1- 4				
0- 0	0- 0	0- 0	NEUTRAL	0- 0	0- 0	0- 0				
4- 7	0- 0	0- 0	CONFERENCE	0- 0	4- 7	4- 5				
2- 4	0- 0	0- 0	HOME	0- 0	2- 4	2- 3				
2- 3	0- 0	0- 0	AWAY	0- 0	2- 3	2- 2				
0- 0	0- 0	0- 0	NEUTRAL	0- 0	0- 0	0- 0				

RPI 1-25				RPI 26-50				RPI 51-100				RPI 101+ Team's RPI: 283			
RPI	S	Opponent	Score	RPI	S	Opponent	Score	RPI	S	Opponent	Score	RPI	S	Opponent	Score
2	A	Notre Dame	65 121									131	A	Saint Francis (PA)	88 92
14	A	Maryland	57 97									153	H	Robert Morris	68 77
												157	A	Lehigh	71 75
												214	A	Xavier	45 66
												217	H	Gardner-Webb	67 75
												220	H	Loyola Maryland	71 63
												256	A	Fairfield	65 76
												267	H	Fairleigh Dickinson	55 52
												269	H	Rider	82 78
												273	A	Morgan St.	67 75
												275	A	St. Francis Brooklyn	73 82
												275	H	St. Francis Brooklyn	56 75
												277	A	LIU Brooklyn	48 53
												277	H	LIU Brooklyn	59 61
												284	A	Bryant	68 63
												291	H	Sacred Heart	52 82
												294	A	Central Conn. St.	68 56
												301	A	Coppin St.	54 68
												305	A	UMES	66 63
												323	H	Wagner	79 56

LAST 12 Division I GAMES:															
275	H	St. Francis Brooklyn	56 75	275	A	St. Francis Brooklyn	73 82								
277	H	LIU Brooklyn	59 61	267	H	Fairleigh Dickinson	55 52								
323	H	Wagner	79 56	291	H	Sacred Heart	52 82								
153	H	Robert Morris	68 77	284	A	Bryant	68 63								
131	A	Saint Francis (PA)	88 92	294	A	Central Conn. St.	68 56								
277	A	LIU Brooklyn	48 53	305	A	UMES	66 63								

Non-Div I Games:

Mt. St. Mary's

Average RPI Win:	294	WON-LOST	WINNING	LAST 10	STRENGTH OF	OPP. STRENGTH	TEAM	ADJ.	CONF.	ADJ CONF.
Average RPI Loss:	183	RECORD	PCT. RANK	GAMES	SCHEDULE	OF SCHEDULE	RPI	RPI	RPI	RPI
DIV. I ONLY	8- 15	258	4- 6	319	273	298	298	26	26	
DIV. I NON-CONF.	3- 7	254	0- 0	325	227	308	308	27	27	

TOTALS	RPI 1-25	RPI 26-50	W-L RECORDS	RPI 51-100	RPI 101-999	RPI 201+				
8- 15	0- 1	0- 0	OVERALL	0- 1	8- 13	8- 7				
5- 6	0- 0	0- 0	HOME	0- 0	5- 6	5- 2				
3- 9	0- 1	0- 0	AWAY	0- 1	3- 7	3- 5				
0- 0	0- 0	0- 0	NEUTRAL	0- 0	0- 0	0- 0				
3- 7	0- 1	0- 0	NON-CONFERENCE	0- 0	3- 6	3- 3				
2- 2	0- 0	0- 0	HOME	0- 0	2- 2	2- 0				
1- 5	0- 1	0- 0	AWAY	0- 0	1- 4	1- 3				
0- 0	0- 0	0- 0	NEUTRAL	0- 0	0- 0	0- 0				
5- 8	0- 0	0- 0	CONFERENCE	0- 1	5- 7	5- 4				
3- 4	0- 0	0- 0	HOME	0- 0	3- 4	3- 2				
2- 4	0- 0	0- 0	AWAY	0- 1	2- 3	2- 2				
0- 0	0- 0	0- 0	NEUTRAL	0- 0	0- 0	0- 0				

RPI 1-25				RPI 26-50				RPI 51-100				RPI 101+				Team's RPI: 298	
RPI	S	Opponent	Score	RPI	S	Opponent	Score	RPI	S	Opponent	Score	RPI	S	Opponent	Score		
4	A	Louisville	51 115					69	A	Belmont	65 70	101	H	Butler	59 88		
												103	A	Alabama	47 68		
												141	H	ETSU	68 96		
												145	H	SIUE	70 75		
												201	A	UT Martin	67 85		
												201	H	UT Martin	80 97		
												203	A	Jacksonville St.	65 97		
												204	H	Morehead St.	80 82		
												222	A	Southeast Mo. St.	70 80		
												222	H	Southeast Mo. St.	74 85		
												232	H	Northern Ky.	98 87		
												234	A	UNCG	63 52		
												238	H	Austin Peay	91 65		
												266	A	Lipscomb	64 65		
												308	A	Alabama A&M	54 71		
												309	A	Tennessee Tech	72 63		
												322	H	Eastern Ky.	75 68		
												333	A	Tennessee St.	85 73		
												342	H	Mississippi Val.	64 63		
												344	H	Eastern Ill.	72 61		
												348	A	Evansville	81 89		
LAST 12 Division I GAMES:																	
238	H	Austin Peay	91 65	69	A	Belmont	65 70										
201	A	UT Martin	67 85	309	A	Tennessee Tech	72 63										
222	A	Southeast Mo. St.	70 80	203	A	Jacksonville St.	65 97										
322	H	Eastern Ky.	75 68	201	H	UT Martin	80 97										
204	H	Morehead St.	80 82	222	H	Southeast Mo. St.	74 85										
333	A	Tennessee St.	85 73	145	H	SIUE	70 75										

Non-Div I Games: Bethel (TN) 81 76

Murray St.

Average RPI Win: 293

Average RPI Loss: 96

WON-LOST
RECORDWINNING
PCT. RANKLAST 10
GAMESSTRENGTH OF
SCHEDULEOPP. STRENGTH
OF SCHEDULETEAM
RPIADJ.
RPICONF.
RPIADJ CONF.
RPIDIV. I ONLY
DIV. I NON-CONF.11- 8
3- 7129
2548- 1
1- 1298
179211
69221
269221
26931
3031
30

TOTALS

RPI 1-25

RPI 26-50

W-L RECORDS

RPI 51-100

RPI 101-999

RPI 201+

11- 8
8- 3
3- 3
0- 20- 1
0- 1
0- 0
0- 00- 0
0- 0
0- 0
0- 0OVERALL
HOME
AWAY
NEUTRAL0- 5
0- 1
0- 2
0- 211- 2
8- 1
3- 1
0- 011- 0
8- 0
3- 0
0- 03- 7
3- 2
0- 3
0- 20- 1
0- 1
0- 0
0- 00- 0
0- 0
0- 0
0- 0NON-CONFERENCE
HOME
AWAY
NEUTRAL0- 5
0- 1
0- 2
0- 23- 1
3- 0
0- 1
0- 03- 0
3- 0
0- 0
0- 08- 1
5- 1
3- 0
0- 00- 0
0- 0
0- 0
0- 00- 0
0- 0
0- 0
0- 0CONFERENCE
HOME
AWAY
NEUTRAL0- 0
0- 0
0- 0
0- 08- 1
5- 1
3- 0
0- 08- 0
5- 0
3- 0
0- 0

RPI 1-25

RPI S Opponent Score
22 H Georgia 63 73

RPI 26-50

RPI S Opponent Score

RPI 51-100

RPI S Opponent Score
55 N Duquesne 60 73
57 H El on 59 90
73 N Harvard 60 64
79 A Ohio 65 72
92 A Auburn 53 63

RPI 101+

Team's RPI: 221

RPI S Opponent Score
191 H Hampton 51 63
201 A UT Martin 63 76
219 H Norfolk St. 53 51
235 A Howard 76 68
268 H Appalachian St. 81 56
273 H Morgan St. 67 60
301 H Coppin St. 64 63
305 A UMES 57 45
310 H Western Caro. 68 59
325 H Ga. Southern 60 49
329 A Delaware St. 66 48
329 H Delaware St. 75 55
334 H N.C. Central 67 54

LAST 12 Division I GAMES:

191 H Hampton	51 63	301 H Coppin St.	64 63
329 H Delaware St.	75 55	273 H Morgan St.	67 60
219 H Norfolk St.	53 51	329 A Delaware St.	66 48
334 H N.C. Central	67 54	79 A Ohio	65 72
235 A Howard	76 68	310 H Western Caro.	68 59
305 A UMES	57 45	22 H Georgia	63 73

Non-Div I Games:

Saint Augustine's 94 42

St. Andrews

90 40

N. C. A&T

Average RPI Win:	316	WON-LOST	WINNING	LAST 10	STRENGTH OF	OPP. STRENGTH	TEAM	ADJ.	CONF.	ADJ CONF.
Average RPI Loss:	211	RECORD	PCT. RANK	GAMES	SCHEDULE	OF SCHEDULE	RPI	RPI	RPI	RPI
DIV. I ONLY	5- 16	301	4- 6	323	304	334	334	31	31	
DIV. I NON-CONF.	1- 11	331	0- 3	293	298	343	343	30	30	

TOTALS	RPI 1-25	RPI 26-50	W-L RECORDS	RPI 51-100	RPI 101-999	RPI 201+				
5- 16	0- 0	0- 1	OVERALL	0- 1	5- 14	5- 11				
4- 4	0- 0	0- 1	HOME	0- 0	4- 3	4- 2				
1- 12	0- 0	0- 0	AWAY	0- 1	1- 11	1- 9				
0- 0	0- 0	0- 0	NEUTRAL	0- 0	0- 0	0- 0				
1- 11	0- 0	0- 1	NON-CONFERENCE	0- 1	1- 9	1- 7				
1- 2	0- 0	0- 1	HOME	0- 0	1- 1	1- 1				
0- 9	0- 0	0- 0	AWAY	0- 1	0- 8	0- 6				
0- 0	0- 0	0- 0	NEUTRAL	0- 0	0- 0	0- 0				
4- 5	0- 0	0- 0	CONFERENCE	0- 0	4- 5	4- 4				
3- 2	0- 0	0- 0	HOME	0- 0	3- 2	3- 1				
1- 3	0- 0	0- 0	AWAY	0- 0	1- 3	1- 3				
0- 0	0- 0	0- 0	NEUTRAL	0- 0	0- 0	0- 0				

RPI 1-25	RPI 26-50	RPI 51-100	RPI 101+	Team's RPI: 334
RPI S Opponent Score	RPI S Opponent Score	RPI S Opponent Score	RPI S Opponent Score	RPI S Opponent Score
	50 Oregon St. 44	57 El on 50	115 Iowa St. 58	
			121 Colorado St. 48	
			191 Hampton 53	
			209 East Carolina 61	
			219 Norfolk St. 60	
			221 N. C. A&T 54	
			235 Howard 54	
			245 Campbell 51	
			254 Presbyterian 60	
			273 Morgan St. 60 57	
			281 Coastal Caro. 65	
			282 UNCW 63	
			287 Wofford 56	
			296 USC Upstate 61	
			301 Coppin St. 60 52	
			305 UMES 73	
			329 Delaware St. 74 67	
			329 Delaware St. 76 60	
			349 Longwood 87 75	
LAST 12 Division I GAMES:				
329 Delaware St. 76 60	301 Coppin St. 60 52	219 Norfolk St. 60	329 Delaware St. 74 67	
191 Hampton 53	296 USC Upstate 61	245 Campbell 51		
221 N. C. A&T 54	57 El on 50			
305 UMES 73				
235 Howard 54				
273 Morgan St. 60 57				

Non-Div I Games: Johnson & Wales (NC) 8 51

N. C. Central

Average RPI Win:	278	WON-LOST	WINNING	LAST 10	STRENGTH OF	OPP. STRENGTH	TEAM	ADJ.	CONF.	ADJ CONF.
Average RPI Loss:	209	RECORD	PCT. RANK	GAMES	SCHEDULE	OF SCHEDULE	RPI	RPI	RPI	RPI
DIV. I ONLY	2- 21	340	1- 9	295	331	346	346	22	22	
DIV. I NON-CONF.	1- 13	336	1- 2	266	342	345	345	21	21	

TOTALS	RPI 1-25	RPI 26-50	W-L RECORDS	RPI 51-100	RPI 101-999	RPI 201+				
2- 21	0- 0	0- 2	OVERALL	0- 2	2- 17	2- 12				
2- 10	0- 0	0- 0	HOME	0- 2	2- 8	2- 8				
0- 11	0- 0	0- 2	AWAY	0- 0	0- 9	0- 4				
0- 0	0- 0	0- 0	NEUTRAL	0- 0	0- 0	0- 0				
1- 13	0- 0	0- 1	NON-CONFERENCE	0- 1	1- 11	1- 7				
1- 6	0- 0	0- 0	HOME	0- 1	1- 5	1- 5				
0- 7	0- 0	0- 1	AWAY	0- 0	0- 6	0- 2				
0- 0	0- 0	0- 0	NEUTRAL	0- 0	0- 0	0- 0				
1- 8	0- 0	0- 1	CONFERENCE	0- 1	1- 6	1- 5				
1- 4	0- 0	0- 0	HOME	0- 1	1- 3	1- 3				
0- 4	0- 0	0- 1	AWAY	0- 0	0- 3	0- 2				
0- 0	0- 0	0- 0	NEUTRAL	0- 0	0- 0	0- 0				

RPI 1-25				RPI 26-50				RPI 51-100				RPI 101+				Team's RPI: 346	
RPI	S	Opponent	Score	RPI	S	Opponent	Score	RPI	S	Opponent	Score	RPI	S	Opponent	Score		
				38	A	FGCU	66 90	80	H	Penn	38 77	116	A	Dartmouth	50 81		
				40	A	South Dakota St.	48 92	97	H	Jacksonville	58 88	149	A	Binghamton	36 67		
												157	A	Lehigh	50 64		
												169	A	Stetson	55 73		
												175	A	Army West Point	49 79		
												228	H	North Florida	75 65		
												263	H	Cornell	46 61		
												266	A	Lipscomb	58 66		
												266	H	Lipscomb	58 74		
												267	H	Fairleigh Dickinson	70 74		
												269	H	Rider	64 79		
												270	A	North Dakota St.	58 105		
												273	A	Morgan St.	43 55		
												277	H	LIU Brooklyn	49 67		
												286	A	Kennesaw St.	65 80		
												286	H	Kennesaw St.	58 61		
												296	H	USC Upstate	57 95		
												327	H	Long Beach St.	73 57		
												345	H	Saint Peter's	52 59		
LAST 12 Division I GAMES:																	
				286	H	Kennesaw St.	58 61	169	A	Stetson	55 73						
				266	A	Lipscomb	58 66	38	A	FGCU	66 90						
				286	A	Kennesaw St.	65 80	296	H	USC Upstate	57 95						
				266	H	Lipscomb	58 74	263	H	Cornell	46 61						
				228	H	North Florida	75 65	80	H	Penn	38 77						
				97	H	Jacksonville	58 88	327	H	Long Beach St.	73 57						

Non-Div I Games: St. Joseph's (Brkn)106 42

NJIT

Average RPI Win:	239	WON-LOST	WINNING	LAST 10	STRENGTH OF	OPP. STRENGTH	TEAM	ADJ.	CONF.	ADJ CONF.
Average RPI Loss:	109	RECORD	PCT. RANK	GAMES	SCHEDULE	OF SCHEDULE	RPI	RPI	RPI	RPI
DIV. I ONLY	18- 4	24	8- 2	284	223	83	83	15	15	
DIV. I NON-CONF.	9- 1	19	0- 0	307	295	82	82	18	18	

TOTALS	RPI 1-25	RPI 26-50	W-L RECORDS	RPI 51-100	RPI 101-999	RPI 201+				
18- 4	0- 0	0- 0	OVERALL	0- 2	18- 2	15- 0				
12- 0	0- 0	0- 0	HOME	0- 0	12- 0	10- 0				
6- 4	0- 0	0- 0	AWAY	0- 2	6- 2	5- 0				
0- 0	0- 0	0- 0	NEUTRAL	0- 0	0- 0	0- 0				
9- 1	0- 0	0- 0	NON-CONFERENCE	0- 1	9- 0	8- 0				
6- 0	0- 0	0- 0	HOME	0- 0	6- 0	6- 0				
3- 1	0- 0	0- 0	AWAY	0- 1	3- 0	2- 0				
0- 0	0- 0	0- 0	NEUTRAL	0- 0	0- 0	0- 0				
9- 3	0- 0	0- 0	CONFERENCE	0- 1	9- 2	7- 0				
6- 0	0- 0	0- 0	HOME	0- 0	6- 0	4- 0				
3- 3	0- 0	0- 0	AWAY	0- 1	3- 2	3- 0				
0- 0	0- 0	0- 0	NEUTRAL	0- 0	0- 0	0- 0				

RPI 1-25				RPI 26-50				RPI 51-100				RPI 101+			
RPI	S	Opponent	Score	RPI	S	Opponent	Score	RPI	S	Opponent	Score	RPI	S	Opponent	Score
								65	A	American	41 46	132	A	Bucknell	39 47
								82	A	New Mexico	87 94	157	A	Lehigh	63 66
												157	H	Lehigh	53 50
												166	A	Marist	77 70
												175	H	Army West Point	70 44
												208	A	Boston U.	64 59
												211	A	Richmond	76 56
												219	H	Norfolk St.	70 51
												220	H	Loyola Maryland	73 44
												236	A	Holy Cross	65 58
												236	H	Holy Cross	62 54
												243	H	St. Bonaventure	86 48
												244	H	Lafayette	65 59
												269	H	Rider	63 44
												270	H	North Dakota St.	67 54
												277	A	LIU Brooklyn	79 47
												278	A	Colgate	69 42
												278	H	Colgate	70 54
												300	H	Monmouth	73 49
												312	H	Air Force	71 64
LAST 12 Division I GAMES:															
236	H	Holy Cross	62 54	175	H	Army West Point	70 44	236	A	Holy Cross	65 58	278	H	Colgate	70 54
278	A	Colgate	69 42	65	A	American	41 46	157	A	Lehigh	63 66	220	H	Loyola Maryland	73 44
157	H	Lehigh	53 50	157	A	Lehigh	63 66								
132	A	Bucknell	39 47												
208	A	Boston U.	64 59												
244	H	Lafayette	65 59												

Non-Div I Games: Emory & Henry 88 57

Navy

Average RPI Win: 223
Average RPI Loss: 115

WON-LOST
RECORD

WINNING
PCT. RANK

LAST 10
GAMES

STRENGTH OF
SCHEDULE

OPP. STRENGTH
OF SCHEDULE

TEAM
RPI

ADJ.
RPI

CONF.
RPI

ADJ CONF.
RPI

DIV. I ONLY	10- 11	199	3- 7	148	115	186	186	16	16
DIV. I NON-CONF.	6- 4	122	1- 0	157	113	142	142	15	15
TOTALS	RPI 1-25	RPI 26-50	W-L RECORDS	RPI 51-100	RPI 101-999	RPI 201+			
10- 11	0- 1	0- 1	OVERALL	0- 5	10- 4	7- 2			
7- 4	0- 1	0- 0	HOME	0- 1	7- 2	5- 1			
2- 6	0- 0	0- 0	AWAY	0- 4	2- 2	1- 1			
1- 1	0- 0	0- 1	NEUTRAL	0- 0	1- 0	1- 0			
6- 4	0- 1	0- 1	NON-CONFERENCE	0- 1	6- 1	5- 1			
4- 2	0- 1	0- 0	HOME	0- 0	4- 1	3- 1			
1- 1	0- 0	0- 0	AWAY	0- 1	1- 0	1- 0			
1- 1	0- 0	0- 1	NEUTRAL	0- 0	1- 0	1- 0			
4- 7	0- 0	0- 0	CONFERENCE	0- 4	4- 3	2- 1			
3- 2	0- 0	0- 0	HOME	0- 1	3- 1	2- 0			
1- 5	0- 0	0- 0	AWAY	0- 3	1- 2	0- 1			
0- 0	0- 0	0- 0	NEUTRAL	0- 0	0- 0	0- 0			

RPI 1-25				RPI 26-50				RPI 51-100				RPI 101+ Team's RPI: 186			
RPI	S	Opponent	Score	RPI	S	Opponent	Score	RPI	S	Opponent	Score	RPI	S	Opponent	Score
1	H	UConn	57 88	50	N	Oregon St.	49 89	77	A	Wyoming	60 66	121	H	Colorado St.	59 65
								77	H	Wyoming	62 65	142	A	Fresno St.	55 68
								82	A	New Mexico	68 72	142	H	Fresno St.	90 73
								89	A	Utah	61 87	148	H	Portland St.	67 55
								91	A	UNLV	75 77	174	A	Boise St.	72 68
												206	A	Seattle U	74 65
												210	H	SMU	80 72
												231	N	Montana St.	67 53
												242	H	Pepperdine	72 77
												251	H	San Jose St.	91 63
												274	H	Santa Clara	52 41
												280	H	Sacramento St.	95 68
												297	A	Utah St.	57 79
												312	H	Air Force	70 60
LAST 12 Division I GAMES:															
				91	A	UNLV	75 77	297	A	Utah St.	57 79				
				121	H	Colorado St.	59 65	312	H	Air Force	70 60				
				142	A	Fresno St.	55 68	77	A	Wyoming	60 66				
				77	H	Wyoming	62 65	82	A	New Mexico	68 72				
				174	A	Boise St.	72 68	142	H	Fresno St.	90 73				
				251	H	San Jose St.	91 63	274	H	Santa Clara	52 41				

Non-Div I Games: Stanislaus St. 81 60

Nevada

Loss, Non-Conf, S Site, H Home A Away N Neutral

Average RPI Win:	242	WON-LOST	WINNING	LAST 10	STRENGTH OF	OPP. STRENGTH	TEAM	ADJ.	CONF.	ADJ CONF.
Average RPI Loss:	155	RECORD	PCT. RANK	GAMES	SCHEDULE	OF SCHEDULE	RPI	RPI	RPI	RPI
DIV. I ONLY	14- 10	122	5- 5	279	227	180	180	20	20	
DIV. I NON-CONF.	8- 4	87	0- 0	335	236	185	185	24	24	

TOTALS	RPI 1-25	RPI 26-50	W-L RECORDS	RPI 51-100	RPI 101-999	RPI 201+				
14- 10	0- 0	0- 0	OVERALL	1- 3	13- 7	11- 3				
7- 3	0- 0	0- 0	HOME	1- 1	6- 2	5- 1				
6- 6	0- 0	0- 0	AWAY	0- 2	6- 4	5- 1				
1- 1	0- 0	0- 0	NEUTRAL	0- 0	1- 1	1- 1				
8- 4	0- 0	0- 0	NON-CONFERENCE	0- 0	8- 4	7- 2				
4- 0	0- 0	0- 0	HOME	0- 0	4- 0	3- 0				
3- 3	0- 0	0- 0	AWAY	0- 0	3- 3	3- 1				
1- 1	0- 0	0- 0	NEUTRAL	0- 0	1- 1	1- 1				
6- 6	0- 0	0- 0	CONFERENCE	1- 3	5- 3	4- 1				
3- 3	0- 0	0- 0	HOME	1- 1	2- 2	2- 1				
3- 3	0- 0	0- 0	AWAY	0- 2	3- 1	2- 0				
0- 0	0- 0	0- 0	NEUTRAL	0- 0	0- 0	0- 0				

RPI 1-25				RPI 26-50				RPI 51-100				RPI 101+				Team's RPI: 180
RPI	S	Opponent	Score	RPI	S	Opponent	Score	RPI	S	Opponent	Score	RPI	S	Opponent	Score	
								68	A	Maine	46 77	116	A	Dartmouth	49 57	
								68	H	Maine	46 56	135	H	Northeastern	65 50	
								81	A	Albany (NY)	53 66	149	A	Binghamton	63 61	
								81	H	Albany (NY)	74 68	149	H	Binghamton	52 54	
												158	A	Hartford	49 85	
												199	A	Boston College	55 64	
												207	A	Stony Brook	51 50	
												208	H	Boston U.	72 57	
												214	A	Xavier	66 71	
												225	N	La Salle	51 59	
												252	H	Manhattan	68 55	
												256	N	Fairfield	71 61	
												263	H	Cornell	48 45	
												272	A	Vermont	52 49	
												272	H	Vermont	53 58	
												284	A	Bryant	74 65	
												291	A	Sacred Heart	74 47	
												323	A	Wagner	65 53	
												326	H	UMBC	56 51	
												347	H	UMass Lowell	66 45	

LAST 12 Division I GAMES:																
								68	A	Maine	46 77	207	A	Stony Brook	51 50	
								272	H	Vermont	53 58	272	A	Vermont	52 49	
								81	H	Albany (NY)	74 68	347	H	UMass Lowell	66 45	
								158	A	Hartford	49 85	149	A	Binghamton	63 61	
								149	H	Binghamton	52 54	81	A	Albany (NY)	53 66	
								68	H	Maine	46 56	326	H	UMBC	56 51	

Non-Div I Games: Colby-Sawyer 64 40

New Hampshire

■ Loss,
 ■ Non-Conf,
 ■ S Site,
 ■ Home
 ■ Away
 N Neutral

Average RPI Win:	181	WON-LOST	WINNING	LAST 10	STRENGTH OF	OPP. STRENGTH	TEAM	ADJ.	CONF.	ADJ CONF.
Average RPI Loss:	143	RECORD	PCT. RANK	GAMES	SCHEDULE	OF SCHEDULE	RPI	RPI	RPI	RPI
DIV. I ONLY	17- 7	58	4- 6	151	122	82	82	16	16	
DIV. I NON-CONF.	11- 1	13	0- 0	69	118	12	12	15	15	

TOTALS	RPI 1-25	RPI 26-50	W-L RECORDS	RPI 51-100	RPI 101-999	RPI 201+				
17- 7	0- 0	1- 1	OVERALL	1- 2	15- 4	7- 2				
14- 1	0- 0	1- 0	HOME	1- 1	12- 0	5- 0				
3- 6	0- 0	0- 1	AWAY	0- 1	3- 4	2- 2				
0- 0	0- 0	0- 0	NEUTRAL	0- 0	0- 0	0- 0				
11- 1	0- 0	1- 1	NON-CONFERENCE	1- 0	9- 0	4- 0				
9- 0	0- 0	1- 0	HOME	1- 0	7- 0	3- 0				
2- 1	0- 0	0- 1	AWAY	0- 0	2- 0	1- 0				
0- 0	0- 0	0- 0	NEUTRAL	0- 0	0- 0	0- 0				
6- 6	0- 0	0- 0	CONFERENCE	0- 2	6- 4	3- 2				
5- 1	0- 0	0- 0	HOME	0- 1	5- 0	2- 0				
1- 5	0- 0	0- 0	AWAY	0- 1	1- 4	1- 2				
0- 0	0- 0	0- 0	NEUTRAL	0- 0	0- 0	0- 0				

RPI 1-25				RPI 26-50				RPI 51-100				Team's RPI: 82				RPI 101+			
RPI	S	Opponent	Score	RPI	S	Opponent	Score	RPI	S	Opponent	Score	RPI	S	Opponent	Score	RPI	S	Opponent	Score
				29	A	Oklahoma	63 105	77	A	Wyoming	55 66	107	H	Western Mi ch.	88 76				
				31	H	Marquette	88 87	83	H	Navy	94 87	109	H	Lamar University	90 58				
								91	H	UNLV	66 68					121	A	Colorado St.	71 74
																125	A	UTEP	59 35
																142	H	Fresno St.	88 75
																168	H	Wichi ta St.	76 62
																174	A	Boise St.	85 91
																174	H	Boise St.	100 83
																176	H	UC Irvine	83 61
																186	H	Nevada	72 68
																205	H	Illinois	97 68
																226	H	Texas Tech	90 56
																239	A	New Mexico St.	101 93
																239	H	New Mexi co St.	86 75
																251	A	San Jose St.	86 95
																251	H	San Jose St.	92 62
																258	A	San Diego St.	89 97
																297	H	Utah St.	80 47
																312	A	Air Force	88 59
LAST 12 Division I GAMES:																			
				174	A	Boise St.	85 91	142	H	Fresno St.	88 75								
				251	H	San Jose St.	92 62	77	A	Wyoming	55 66								
				297	H	Utah St.	80 47	251	A	San Jose St.	86 95								
				121	A	Colorado St.	71 74	174	H	Boise St.	100 83								
				258	A	San Diego St.	89 97	186	H	Nevada	72 68								
				91	H	UNLV	66 68	312	A	Air Force	88 59								

Non-Div I Games: Northern N.M. 107 66

New Mexico

New Mexico St.				Through Games Of Feb. 7, 2018							
Average RPI	Win:	Loss:	WON-LOST RECORD	WINNING PCT. RANK	LAST 10 GAMES	STRENGTH OF SCHEDULE	OPP. STRENGTH OF SCHEDULE	TEAM RPI	ADJ. RPI	CONF. RPI	ADJ CONF. RPI
DIV. I ONLY	271		10- 10	169	6- 3	285	309	239	239	30	30
DIV. I NON-CONF.	168		4- 8	239	1- 2	234	251	263	263	31	31

TOTALS	RPI 1-25			RPI 26-50		W-L RECORDS		RPI 51-100		RPI 101-999	RPI 201+
10- 10	0- 0			0- 0		OVERALL		0- 3		10- 7	9- 5
6- 3	0- 0			0- 0		HOME		0- 1		6- 2	5- 1
4- 4	0- 0			0- 0		AWAY		0- 1		4- 3	4- 3
0- 3	0- 0			0- 0		NEUTRAL		0- 1		0- 2	0- 1
4- 8	0- 0			0- 0		NON-CONFERENCE		0- 3		4- 5	3- 3
2- 3	0- 0			0- 0		HOME		0- 1		2- 2	1- 1
2- 2	0- 0			0- 0		AWAY		0- 1		2- 1	2- 1
0- 3	0- 0			0- 0		NEUTRAL		0- 1		0- 2	0- 1
6- 2	0- 0			0- 0		CONFERENCE		0- 0		6- 2	6- 2
4- 0	0- 0			0- 0		HOME		0- 0		4- 0	4- 0
2- 2	0- 0			0- 0		AWAY		0- 0		2- 2	2- 2
0- 0	0- 0			0- 0		NEUTRAL		0- 0		0- 0	0- 0

RPI 1-25				RPI 26-50				RPI 51-100				RPI 101+				Team's RPI: 239	
RPI	S	Opponent	Score	RPI	S	Opponent	Score	RPI	S	Opponent	Score	RPI	S	Opponent	Score		
								82	A	New Mexico	75	86	107	H	Western Mi ch.	55	64
								82	H	New Mexico	93	101	125	H	UTEP	76	68
								94	N	Arkansas	60	69	135	N	Northeastern	64	65
												206	A	Seattle U	59	69	
												213	H	UC Santa Barbara	47	77	
												229	A	CSU Bakersfi el d	52	62	
												229	H	CSU Bakersfi el d	56	48	
												242	A	Pepperdi ne	86	64	
												250	N	Texas Southern	50	66	
												260	H	A&M-Corpus Christi	70	61	
												261	H	UMKC	70	62	
												271	H	Grand Canyon	64	60	
												279	A	Ari zona	44	83	
												324	A	UTRGV	79	77	
												327	A	Long Beach St.	72	63	
												330	A	Utah Valley	82	72	
												339	H	Chi cago St.	74	59	
LAST 12 Division I GAMES:																	
				229	A	CSU Bakersfi el d	52	62	271	H	Grand Canyon	64	60				
				324	A	UTRGV	79	77	339	H	Chi cago St.	74	59				
				261	H	UMKC	70	62	213	H	UC Santa Barbara	47	77				
				330	A	Utah Valley	82	72	327	A	Long Beach St.	72	63				
				206	A	Seattle U	59	69	135	N	Northeastern	64	65				
				229	H	CSU Bakersfi el d	56	48	242	A	Pepperdi ne	86	64				

Non-Div I Games:	Tex. Permian Basin	85	58	Western N. M.	89	60
------------------	--------------------	----	----	---------------	----	----

New Mexico St.

■ Loss, ■ Non-Conf, S Site, H Home A Away N Neutral

Average RPI Win:	272	WON-LOST	WINNING	LAST 10	STRENGTH OF	OPP. STRENGTH	TEAM	ADJ.	CONF.	ADJ CONF.
Average RPI Loss:	141	RECORD	PCT. RANK	GAMES	SCHEDULE	OF SCHEDULE	RPI	RPI	RPI	RPI
DIV. I ONLY	10- 12	208	6- 4	242	247	224	224	25	25	
DIV. I NON-CONF.	3- 7	254	0- 0	78	166	204	204	25	25	

TOTALS	RPI 1-25	RPI 26-50	W-L RECORDS	RPI 51-100	RPI 101-999	RPI 201+				
10- 12	0- 1	0- 1	OVERALL	0- 2	10- 8	9- 4				
6- 4	0- 0	0- 0	HOME	0- 1	6- 3	6- 2				
4- 8	0- 0	0- 0	AWAY	0- 1	4- 1	3- 1				
0- 0	0- 0	0- 0	NEUTRAL	0- 0	0- 0	0- 0				
3- 7	0- 1	0- 1	NON-CONFERENCE	0- 2	3- 3	3- 1				
2- 2	0- 0	0- 0	HOME	0- 1	2- 1	2- 1				
1- 5	0- 1	0- 1	AWAY	0- 1	1- 2	1- 0				
0- 0	0- 0	0- 0	NEUTRAL	0- 0	0- 0	0- 0				
7- 5	0- 0	0- 0	CONFERENCE	0- 0	7- 5	6- 3				
4- 2	0- 0	0- 0	HOME	0- 0	4- 2	4- 1				
3- 3	0- 0	0- 0	AWAY	0- 0	3- 3	2- 2				
0- 0	0- 0	0- 0	NEUTRAL	0- 0	0- 0	0- 0				

RPI 1-25				RPI 26-50				RPI 51-100				RPI 101+ Team's RPI: 224			
RPI	S	Opponent	Score	RPI	S	Opponent	Score	RPI	S	Opponent	Score	RPI	S	Opponent	Score
19	A	Missouri	45 81	43	A	Miami (FL)	46 76	51	H	Houston	66 78	109	A	Lamar University	77 100
								95	A	Tulane	56 79	110	A	South Ala.	45 67
												126	H	SFA	67 74
												129	A	Central Ark.	52 48
												155	A	Louisiana	57 66
												203	H	Jacksonville St.	54 59
												212	H	CSUN	76 73
												214	A	Abilene Christian	70 80
												248	H	Nicholls St.	61 62
												250	H	Texas Southern	72 69
												260	H	A&M-Corpus Christi	66 49
												262	A	McNeese	77 64
												316	A	Incarnate Word	72 45
												316	H	Incarnate Word	52 50
												318	H	Houston Baptist	70 52
												320	A	Northwestern St.	47 52
												320	H	Northwestern St.	81 63
												336	A	La.-Monroe	89 51

LAST 12 Division I GAMES:															
248	H	Nicholls St.	61 62	260	H	A&M-Corpus Christi	66 49								
320	A	Northwestern St.	47 52	126	H	SFA	67 74								
316	A	Incarnate Word	72 45	262	A	McNeese	77 64								
320	H	Northwestern St.	81 63	109	A	Lamar University	77 100								
316	H	Incarnate Word	52 50	318	H	Houston Baptist	70 52								
129	A	Central Ark.	52 48	214	A	Abilene Christian	70 80								

Non-Div I Games: Xavier (LA) 85 50

New Orleans

Loss,
Non-Conf,
S Site,
H Home
A Away
N Neutral

Average RPI Win:	239	WON-LOST	WINNING	LAST 10	STRENGTH OF	OPP. STRENGTH	TEAM	ADJ.	CONF.	ADJ CONF.
Average RPI Loss:	168	RECORD	PCT. RANK	GAMES	SCHEDULE	OF SCHEDULE	RPI	RPI	RPI	RPI
DIV. I ONLY	9- 15	242	5- 5	178	274	237	237	28	28	
DIV. I NON-CONF.	3- 8	268	0- 0	73	173	210	210	26	26	

TOTALS	RPI 1-25	RPI 26-50	W-L RECORDS	RPI 51-100	RPI 101-999	RPI 201+				
9- 15	1- 1	0- 0	OVERALL	0- 3	8- 11	5- 6				
5- 5	1- 0	0- 0	HOME	0- 2	4- 3	3- 0				
3- 9	0- 1	0- 0	AWAY	0- 1	3- 7	2- 6				
1- 1	0- 0	0- 0	NEUTRAL	0- 0	1- 1	0- 0				
3- 8	1- 1	0- 0	NON-CONFERENCE	0- 1	2- 6	1- 2				
1- 3	1- 0	0- 0	HOME	0- 1	0- 2	0- 0				
1- 4	0- 1	0- 0	AWAY	0- 0	1- 3	1- 2				
1- 1	0- 0	0- 0	NEUTRAL	0- 0	1- 1	0- 0				
6- 7	0- 0	0- 0	CONFERENCE	0- 2	6- 5	4- 4				
4- 2	0- 0	0- 0	HOME	0- 1	4- 1	3- 0				
2- 5	0- 0	0- 0	AWAY	0- 1	2- 4	1- 4				
0- 0	0- 0	0- 0	NEUTRAL	0- 0	0- 0	0- 0				

RPI	S	Opponent	Score	RPI	S	Opponent	Score	RPI	S	Opponent	Score	RPI	S	Opponent	Score	Team's RPI: 237
14	A	Maryland	65 92					58	H	Drexel	65 66	130	H	Cleveland St.	61 70	
23	H	Buffalo	75 62					61	A	Quinnipiac	61 77	155	N	Louisiana	52 68	
								61	H	Quinnipiac	55 84	158	A	Hartford	65 83	
												166	H	Marist	78 84	
												173	N	Louisiana Tech	73 67	
												188	H	Saint Joseph's	69 93	
												197	A	Siena	73 68	
												197	H	Siena	65 50	
												218	A	Oakland	59 67	
												243	A	St. Bonaventure	58 76	
												252	A	Manhattan	64 82	
												252	H	Manhattan	65 64	
												256	A	Fairfield	53 59	
												269	A	Rider	58 65	
												278	A	Colgate	81 44	
												285	A	Canisius	60 64	
												338	H	Iona	73 59	
												345	A	Saint Peter's	87 52	
												345	H	Saint Peter's	64 54	
LAST 12 Division I GAMES:																
252	A	Manhattan	64 82	269	A	Rider	58 65									
345	H	Saint Peter's	64 54	197	H	Siena	65 50									
285	A	Canisius	60 64	252	H	Manhattan	65 64									
61	H	Quinnipiac	55 84	197	A	Siena	73 68									
166	H	Marist	78 84	61	A	Quinnipiac	61 77									
345	A	Saint Peter's	87 52	256	A	Fairfield	53 59									

Non-Div I Games:

Niagara

Average RPI Win:	284	WON-LOST	WINNING	LAST 10	STRENGTH OF	OPP. STRENGTH	TEAM	ADJ.	CONF.	ADJ CONF.
Average RPI Loss:	161	RECORD	PCT. RANK	GAMES	SCHEDULE	OF SCHEDULE	RPI	RPI	RPI	RPI
DIV. I ONLY	7- 12	246	4- 6	248	294	248	248	25	25	
DIV. I NON-CONF.	2- 6	280	0- 1	151	232	230	230	25	25	

TOTALS	RPI 1-25	RPI 26-50	W-L RECORDS	RPI 51-100	RPI 101-999	RPI 201+				
7- 12	0- 1	0- 1	OVERALL	0- 1	7- 9	7- 5				
1- 6	0- 1	0- 0	HOME	0- 1	1- 4	1- 1				
6- 5	0- 0	0- 1	AWAY	0- 0	6- 4	6- 3				
0- 1	0- 0	0- 0	NEUTRAL	0- 0	0- 1	0- 1				
2- 6	0- 1	0- 1	NON-CONFERENCE	0- 1	2- 3	2- 2				
0- 2	0- 1	0- 0	HOME	0- 1	0- 0	0- 0				
2- 3	0- 0	0- 1	AWAY	0- 0	2- 2	2- 1				
0- 1	0- 0	0- 0	NEUTRAL	0- 0	0- 1	0- 1				
5- 6	0- 0	0- 0	CONFERENCE	0- 0	5- 6	5- 3				
1- 4	0- 0	0- 0	HOME	0- 0	1- 4	1- 1				
4- 2	0- 0	0- 0	AWAY	0- 0	4- 2	4- 2				
0- 0	0- 0	0- 0	NEUTRAL	0- 0	0- 0	0- 0				

RPI 1-25				RPI 26-50				RPI 51-100				RPI 101+ Team's RPI: 248			
RPI	S	Opponent	Score	RPI	S	Opponent	Score	RPI	S	Opponent	Score	RPI	S	Opponent	Score
7	H	Baylor	43 85	27	A	LSU	50 65	97	H	Jacksonville	61 69	109	H	Lamar University	61 76
												115	A	Iowa St.	47 75
												126	H	SFA	73 86
												129	H	Central Ark.	48 69
												210	A	SMU	61 68
												214	H	Abilene Christian	81 60
												224	A	New Orleans	62 61
												249	N	Bradley	65 75
												260	A	A&M-Corpus Christi	55 76
												262	A	McNeese	61 54
												289	H	Southeastern La.	57 66
												306	A	Jackson St.	90 64
												316	A	Incarnate Word	62 64
												318	A	Houston Baptist	73 61
												320	A	Northwestern St.	79 63
												342	A	Mississippi Val.	62 57
LAST 12 Division I GAMES:															
214	H	Abilene Christian	81 60	262	A	McNeese	61 54								
224	A	New Orleans	62 61	318	A	Houston Baptist	73 61								
289	H	Southeastern La.	57 66	126	H	SFA	73 86								
109	H	Lamar University	61 76	316	A	Incarnate Word	62 64								
260	A	A&M-Corpus Christi	55 76	320	A	Northwestern St.	79 63								
129	H	Central Ark.	48 69	115	A	Iowa St.	47 75								

Non-Div I Games: Spring Hill 78 70 Evangel 72 55 Southern-N. O. 83 45

Nicholls St.

Loss, Non-Conf, S Site, H Home A Away N Neutral

Average RPI		Win: 286	WON-LOST RECORD	WINNING PCT. RANK	LAST 10 GAMES	STRENGTH OF SCHEDULE	OPP. STRENGTH OF SCHEDULE	TEAM RPI	ADJ. RPI	CONF. RPI	ADJ. CONF. RPI
Loss: 179											
DIV. I ONLY			12- 9	130	6- 4	303	346	219	219	31	31
DIV. I NON-CONF.			7- 5	132	3- 0	280	334	190	190	30	30
TOTALS		RPI 1-25		RPI 26-50		W-L RECORDS		RPI 51-100		RPI 101-999	
12- 9	0- 0			0- 0		OVERALL		0- 1		12- 8	
4- 4	0- 0			0- 0		HOME		0- 0		4- 4	
7- 4	0- 0			0- 0		AWAY		0- 1		7- 3	
1- 1	0- 0			0- 0		NEUTRAL		0- 0		1- 1	
7- 5	0- 0			0- 0		NON-CONFERENCE		0- 1		7- 4	
2- 2	0- 0			0- 0		HOME		0- 0		2- 2	
4- 2	0- 0			0- 0		AWAY		0- 1		4- 1	
1- 1	0- 0			0- 0		NEUTRAL		0- 0		1- 1	
5- 4	0- 0			0- 0		CONFERENCE		0- 0		5- 4	
2- 2	0- 0			0- 0		HOME		0- 0		2- 2	
3- 2	0- 0			0- 0		AWAY		0- 0		3- 2	
0- 0	0- 0			0- 0		NEUTRAL		0- 0		0- 0	

RPI 1-25				RPI 26-50				RPI 51-100				RPI 101+ Team's RPI: 219			
RPI	S	Opponent	Score	RPI	S	Opponent	Score	RPI	S	Opponent	Score	RPI	S	Opponent	Score
								83	A	Navy	51 70	127	A	Bethune-Cookman	45 60
												127	H	Bethune-Cookman	51 58
												140	A	William & Mary	80 74
												160	H	High Point	56 59
												194	N	Bowling Green	50 59
												209	A	East Carolina	46 51
												220	H	Loyola Maryland	58 61
												221	A	N. C. A&T	51 53
												234	H	UNCG	64 63
												245	A	Campbel l	53 27
												259	H	Towson	86 76
												273	H	Morgan St.	53 55
												275	N	St. Francis Brooklyn	52 51
												292	A	VCU	66 52
												301	H	Coppin St.	71 57
												321	A	South Carolina St.	71 67
												334	A	N. C. Central	75 60
												341	A	Savannah St.	78 58
												343	H	Florida A&M	70 49
												349	A	Longwood	64 45
LAST 12 Division I GAMES:															
127	A	Bethune-Cookman	45 60	321	A	South Carolina St.	71 67								
273	H	Morgan St.	53 55	334	A	N. C. Central	75 60								
221	A	N. C. A&T	51 53	301	H	Coppin St.	71 57								
343	H	Florida A&M	70 49	349	A	Longwood	64 45								
127	H	Bethune-Cookman	51 58	140	A	William & Mary	80 74								
341	A	Savannah St.	78 58	245	A	Campbel l	53 27								

Non-Div I Games:

Norfolk St.

■ Loss, ■ Non-Conf, S Site, H Home A Away N Neutral

Average RPI Win:	165	WON-LOST	WINNING	LAST 10	STRENGTH OF	OPP. STRENGTH	TEAM	ADJ.	CONF.	ADJ CONF.
Average RPI Loss:	71	RECORD	PCT. RANK	GAMES	SCHEDULE	OF SCHEDULE	RPI	RPI	RPI	RPI
DIV. I ONLY	14- 10	122	4- 6	56	70	100	100	1	1	
DIV. I NON-CONF.	10- 3	51	0- 1	121	272	104	104	1	1	

TOTALS	RPI 1-25	RPI 26-50	W-L RECORDS	RPI 51-100	RPI 101-999	RPI 201+				
14- 10	1- 3	1- 2	OVERALL	0- 2	12- 3	4- 0				
11- 6	1- 1	1- 1	HOME	0- 2	9- 2	3- 0				
1- 4	0- 2	0- 1	AWAY	0- 0	1- 1	0- 0				
2- 0	0- 0	0- 0	NEUTRAL	0- 0	2- 0	1- 0				
10- 3	0- 0	1- 0	NON-CONFERENCE	0- 1	9- 2	4- 0				
8- 3	0- 0	1- 0	HOME	0- 1	7- 2	3- 0				
0- 0	0- 0	0- 0	AWAY	0- 0	0- 0	0- 0				
2- 0	0- 0	0- 0	NEUTRAL	0- 0	2- 0	1- 0				
4- 7	1- 3	0- 2	CONFERENCE	0- 1	3- 1	0- 0				
3- 3	1- 1	0- 1	HOME	0- 1	2- 0	0- 0				
1- 4	0- 2	0- 1	AWAY	0- 0	1- 1	0- 0				
0- 0	0- 0	0- 0	NEUTRAL	0- 0	0- 0	0- 0				

RPI 1-25				RPI 26-50				RPI 51-100				Team's RPI: 100				RPI 101+			
RPI	S	Opponent	Score	RPI	S	Opponent	Score	RPI	S	Opponent	Score	RPI	S	Opponent	Score	RPI	S	Opponent	Score
2	A	Notre Dame	62 94	30	A	Vi rgi ni a	70 82	54	H	Vi rgi ni a Tech	74 90	104	A	Wake Forest	79 76				
6	A	Florida St.	65 103	43	H	Mi ami (FL)	72 92	56	H	Mercer	86 97	110	H	South Ala.	84 85				
16	H	Duke	92 86	48	H	Min nesota	88 83					138	H	Col orado	87 80				
21	H	NC State	53 66									139	H	Cl emson	59 52				
												146	H	Pi ttsburgh	68 67				
												158	H	Hartford	90 70				
												159	H	Radford	79 46				
												172	N	Washi ngton	90 78				
												185	H	Furman	84 56				
												191	H	Hampton	66 70				
												199	A	Boston Col lege	64 77				
												246	N	Grambl ing	79 63				
												254	H	Presbyteri an	91 56				
												268	H	Appal achi an St.	56 43				
												282	H	UNCW	86 60				
LAST 12 Di vi si on I GAMES:																			
				54	H	Vi rgi ni a Tech	74 90					104	A	Wake Forest	79 76				
				43	H	Mi ami (FL)	72 92					139	H	Cl emson	59 52				
				2	A	Notre Dame	62 94					146	H	Pi ttsburgh	68 67				
				30	A	Vi rgi ni a	70 82					199	A	Boston Col lege	64 77				
				16	H	Duke	92 86					6	A	Florida St.	65 103				
				21	H	NC State	53 66					56	H	Mercer	86 97				

Non-Div I Games:

North Carolina

Average RPI Win:	191	WON-LOST	WINNING	LAST 10	STRENGTH OF	OPP. STRENGTH	TEAM	ADJ.	CONF.	ADJ CONF.
Average RPI Loss:	139	RECORD	PCT. RANK	GAMES	SCHEDULE	OF SCHEDULE	RPI	RPI	RPI	RPI
DIV. I ONLY	9- 12	218	4- 6	55	268	144	144	19	19	
DIV. I NON-CONF.	5- 4	146	0- 0	40	189	55	55	14	14	

TOTALS	RPI 1-25	RPI 26-50	W-L RECORDS	RPI 51-100	RPI 101-999	RPI 201+				
9- 12	0- 1	1- 2	OVERALL	0- 1	8- 8	4- 3				
7- 2	0- 0	1- 0	HOME	0- 0	6- 2	3- 1				
1- 10	0- 1	0- 2	AWAY	0- 1	1- 6	1- 2				
1- 0	0- 0	0- 0	NEUTRAL	0- 0	1- 0	0- 0				
5- 4	0- 1	0- 2	NON-CONFERENCE	0- 1	5- 0	3- 0				
3- 0	0- 0	0- 0	HOME	0- 0	3- 0	2- 0				
1- 4	0- 1	0- 2	AWAY	0- 1	1- 0	1- 0				
1- 0	0- 0	0- 0	NEUTRAL	0- 0	1- 0	0- 0				
4- 8	0- 0	1- 0	CONFERENCE	0- 0	3- 8	1- 3				
4- 2	0- 0	1- 0	HOME	0- 0	3- 2	1- 1				
0- 6	0- 0	0- 0	AWAY	0- 0	0- 6	0- 2				
0- 0	0- 0	0- 0	NEUTRAL	0- 0	0- 0	0- 0				

RPI 1-25				RPI 26-50				RPI 51-100				RPI 101+ Team's RPI: 144			
RPI	S	Opponent	Score	RPI	S	Opponent	Score	RPI	S	Opponent	Score	RPI	S	Opponent	Score
7	A	Baylor	43 105	32	H	Northern Colo.	78 70	72	A	South Dakota	71 76	109	N	Lamar University	73 70
				40	A	South Dakota St.	52 66					143	H	UNI	80 72
				50	A	Oregon St.	55 65					152	A	Idaho	75 80
												152	H	Idaho	64 78
												161	A	Weber St.	69 80
												161	H	Weber St.	80 67
												165	A	Idaho St.	46 57
												189	A	Eastern Wash.	70 74
												189	H	Eastern Wash.	81 79
												227	A	Montana	51 53
												227	H	Montana	43 54
												231	A	Montana St.	56 72
												231	H	Montana St.	79 70
												270	H	North Dakota St.	79 68
												288	H	Massachusetts	82 52
												293	A	UTSA	60 47

LAST 12 Division I GAMES:															
				161	H	Weber St.	80 67	161	A	Weber St.	69 80				
				227	A	Montana	51 53	165	A	Idaho St.	46 57				
				231	A	Montana St.	56 72	231	H	Montana St.	79 70				
				152	H	Idaho	64 78	227	H	Montana	43 54				
				189	H	Eastern Wash.	81 79	189	A	Eastern Wash.	70 74				
				32	H	Northern Colo.	78 70	152	A	Idaho	75 80				

Non-Div I Games: Mayville St. 82 54 Southwest Minn. St. 85 62

North Dakota

Average RPI Win:	315	WON-LOST	WINNING	LAST 10	STRENGTH OF	OPP. STRENGTH	TEAM	ADJ.	CONF.	ADJ CONF.
Average RPI Loss:	139	RECORD	PCT. RANK	GAMES	SCHEDULE	OF SCHEDULE	RPI	RPI	RPI	RPI
DIV. I ONLY	5- 16	301	1- 9	149	257	270	270	14	14	
DIV. I NON-CONF.	4- 7	226	0- 1	285	319	275	275	17	17	
<hr/>										
TOTALS	RPI 1-25	RPI 26-50	W-L RECORDS	RPI 51-100	RPI 101-999	RPI 201+				
5- 16	0- 0	0- 2	OVERALL	0- 3	5- 11	5- 2				
3- 5	0- 0	0- 1	HOME	0- 1	3- 3	3- 1				
1- 10	0- 0	0- 1	AWAY	0- 2	1- 7	1- 1				
1- 1	0- 0	0- 0	NEUTRAL	0- 0	1- 1	1- 0				
4- 7	0- 0	0- 0	NON-CONFERENCE	0- 1	4- 6	4- 1				
2- 2	0- 0	0- 0	HOME	0- 0	2- 2	2- 1				
1- 4	0- 0	0- 0	AWAY	0- 1	1- 3	1- 0				
1- 1	0- 0	0- 0	NEUTRAL	0- 0	1- 1	1- 0				
1- 9	0- 0	0- 2	CONFERENCE	0- 2	1- 5	1- 1				
1- 3	0- 0	0- 1	HOME	0- 1	1- 1	1- 0				
0- 6	0- 0	0- 1	AWAY	0- 1	0- 4	0- 1				
0- 0	0- 0	0- 0	NEUTRAL	0- 0	0- 0	0- 0				

RPI 1-25				RPI 26-50				RPI 51-100				RPI 101+				Team's RPI: 270
RPI	S	Opponent	Score	RPI	S	Opponent	Score	RPI	S	Opponent	Score	RPI	S	Opponent	Score	
				40	A	South Dakota St.	63 83	72	A	South Dakota	54 80	102	A	Western Ill.	72 97	
				40	H	South Dakota St.	64 85	72	H	South Dakota	67 82	113	A	Milwaukee	38 74	
								83	A	Navy	54 67	129	N	Central Ark.	45 68	
												138	A	Colorado	59 108	
												144	A	North Dakota	68 79	
												154	H	Cal Poly	69 73	
												187	A	Denver	79 98	
												198	A	Oral Roberts	48 71	
												198	H	Oral Roberts	57 64	
												230	A	Omaha	67 80	
												288	H	Massachusetts	82 70	
												299	A	FIU	71 68	
												315	H	Fort Wayne	72 56	
												324	H	UTRGV	79 82	
												326	N	UMBC	67 53	
												346	H	NJIT	105 58	
<hr/>																
LAST 12 Division I GAMES:																
				198	H	Oral Roberts	57 64	187	A	Denver	79 98					
				72	A	South Dakota	54 80	198	A	Oral Roberts	48 71					
				40	H	South Dakota St.	64 85	40	A	South Dakota St.	63 83					
				102	A	Western Ill.	72 97	72	H	South Dakota	67 82					
				230	A	Omaha	67 80	129	N	Central Ark.	45 68					
				315	H	Fort Wayne	72 56	299	A	FIU	71 68					

Non-Div I Games: Valley City St. 67 58 Mayville St. 87 43 Dakota St. 97 42

North Dakota St.

Average RPI Win: 218

Average RPI Loss: 160

WON-LOST
RECORDWINNING
PCT. RANKLAST 10
GAMESSTRENGTH OF
SCHEDULEOPP. STRENGTH
OF SCHEDULETEAM
RPIADJ.
RPICONF.
RPIADJ CONF.
RPIDIV. I ONLY
DIV. I NON-CONF.7- 14
4- 8262
2393- 7
0- 2142
130206
192228
194228
19422
2122
21

TOTALS

RPI 1-25

RPI 26-50

W-L RECORDS

RPI 51-100

RPI 101-999

RPI 201+

7- 14

0- 2

1- 2

OVERALL

0- 2

6- 8

5- 5

4- 4

0- 0

1- 0

HOME

0- 1

3- 3

2- 2

3- 9

0- 2

0- 2

AWAY

0- 1

3- 4

3- 2

0- 1

0- 0

0- 0

NEUTRAL

0- 0

0- 1

0- 1

4- 8

0- 2

0- 1

NON-CONFERENCE

0- 1

4- 4

3- 3

2- 1

0- 0

0- 0

HOME

0- 0

2- 1

1- 1

2- 6

0- 2

0- 1

AWAY

0- 1

2- 2

2- 1

0- 1

0- 0

0- 0

NEUTRAL

0- 0

0- 1

0- 1

3- 6

0- 0

1- 1

CONFERENCE

0- 1

2- 4

2- 2

2- 3

0- 0

1- 0

HOME

0- 1

1- 2

1- 1

1- 3

0- 0

0- 1

AWAY

0- 0

1- 2

1- 1

0- 0

0- 0

0- 0

NEUTRAL

0- 0

0- 0

0- 0

RPI 1-25

RPI 26-50

RPI 51-100

RPI 101+

Team's RPI: 228

RPI	S	Opponent	Score
6	A	Florida St.	51 109
22	A	Georgia	37 75

RPI	S	Opponent	Score
34	A	Michigan	34 79
38	A	FGCU	52 67
38	H	FGCU	75 73

RPI	S	Opponent	Score
53	A	West Virginia	59 87
97	H	Jacksonville	48 66

RPI	S	Opponent	Score
127	H	Bethune-Cookman	70 63
169	A	Stetson	55 68
169	H	Stetson	51 68
193	A	Fla. Atlantic	75 83
204	A	Morehead St.	61 56
232	H	Northern Ky.	58 50
257	H	Col. of Charleston	69 73
266	H	Lipscomb	69 73
286	H	Kennesaw St.	77 72
287	A	Wofford	57 69
296	A	USC Upstate	65 61
300	N	Monmouth	57 67
343	A	Florida A&M	77 68
346	A	NJIT	65 75

LAST 12 Division I GAMES:

38	A	FGCU	52 67	266	H	Lipscomb	69 73
169	H	Stetson	51 68	286	H	Kennesaw St.	77 72
38	H	FGCU	75 73	97	H	Jacksonville	48 66
169	A	Stetson	55 68	287	A	Wofford	57 69
346	A	NJIT	65 75	22	A	Georgia	37 75
296	A	USC Upstate	65 61	232	H	Northern Ky.	58 50

Non-Div I Games:

Warner

74 38

Edward Waters

73 47

Webber Int'l

81 53

North Florida

Loss, Non-Conf, S Site, H Home A Away N Neutral

Average RPI Win: 259

Average RPI Loss: 141

WON-LOST
RECORDWINNING
PCT. RANKLAST 10
GAMESSTRENGTH OF
SCHEDULEOPP. STRENGTH
OF SCHEDULETEAM
RPIADJ.
RPICONF.
RPIADJ CONF.
RPIDIV. I ONLY
DIV. I NON-CONF.9- 10
6- 3203
873- 7
1- 0296
344152
93241
237241
23718
1918
19

TOTALS

RPI 1-25

RPI 26-50

W-L RECORDS

RPI 51-100

RPI 101-999

RPI 201+

9- 10

0- 0

0- 0

OVERALL

0- 4

9- 6

7- 2

5- 4

0- 0

0- 0

HOME

0- 2

5- 2

3- 0

2- 6

0- 0

0- 0

AWAY

0- 2

2- 4

2- 2

2- 0

0- 0

0- 0

NEUTRAL

0- 0

2- 0

2- 0

6- 3

0- 0

0- 0

NON-CONFERENCE

0- 2

6- 1

5- 1

3- 1

0- 0

0- 0

HOME

0- 1

3- 0

2- 0

1- 2

0- 0

0- 0

AWAY

0- 1

1- 1

1- 1

2- 0

0- 0

0- 0

NEUTRAL

0- 0

2- 0

2- 0

3- 7

0- 0

0- 0

CONFERENCE

0- 2

3- 5

2- 1

2- 3

0- 0

0- 0

HOME

0- 1

2- 2

1- 0

1- 4

0- 0

0- 0

AWAY

0- 1

1- 3

1- 1

0- 0

0- 0

0- 0

NEUTRAL

0- 0

0- 0

0- 0

RPI 1-25

RPI 26-50

RPI 51-100

RPI 101+


Team's RPI: 241

RPI S Opponent Score


RPI S Opponent Score

RPI S Opponent Score



RPI S Opponent Score



52  Western Ky. 65  79



70  Indiana 63  68



71  UAB 52  68


85  Kansas St. 54  55


108  Rice 49  50


117  Middle Tenn. 48  56


125  UTEP 48  50


173  Louisiana Tech 53  61



178  Charlotte 73 68


182  Tulsa 66 43


210  SMU 47 40


225  La Salle 70 44



281  Coastal Caro. 50 34


293  UTSA 58  70

299  FIU 92 46



304  Old Dominion 63 46




307  Detroit Mercy 63 57





313  Ill. -Chicago 67  70





344  Eastern Ill. 63 61




LAST 12 Division I GAMES:





299  FIU 92 46 178  Charlotte 73 68

293  UTSA 58  70 304  Old Dominion 63 46

125  UTEP 48  50 108  Rice 49  50

52  Western Ky. 65  79 173  Louisiana Tech 53  61

71  UAB 52  68 344  Eastern Ill. 63 61

117  Middle Tenn. 48  56 313  Ill. -Chicago 67  70



Non-Div I Games:

Mid-Amer. Christian 86 52

Tex. A&M Int'l 64 38

Okla. Panhandle 63 41

North Texas

 Loss,  Non-Conf, S Site,  Home  Away N Neutral

Average RPI Win:	223	WON-LOST	WINNING	LAST 10	STRENGTH OF	OPP. STRENGTH	TEAM	ADJ.	CONF.	ADJ CONF.
Average RPI Loss:	116	RECORD	PCT. RANK	GAMES	SCHEDULE	OF SCHEDULE	RPI	RPI	RPI	RPI
DIV. I ONLY	12- 11	160	6- 4	110	216	135	135	10	10	
DIV. I NON-CONF.	5- 6	187	0- 0	182	311	208	208	12	12	

TOTALS	RPI 1-25	RPI 26-50	W-L RECORDS	RPI 51-100	RPI 101-999	RPI 201+				
12- 11	0- 0	0- 0	OVERALL	0- 7	12- 4	8- 2				
6- 4	0- 0	0- 0	HOME	0- 3	6- 1	3- 0				
5- 5	0- 0	0- 0	AWAY	0- 3	5- 2	4- 1				
1- 2	0- 0	0- 0	NEUTRAL	0- 1	1- 1	1- 1				
5- 6	0- 0	0- 0	NON-CONFERENCE	0- 2	5- 4	4- 2				
2- 2	0- 0	0- 0	HOME	0- 1	2- 1	1- 0				
2- 2	0- 0	0- 0	AWAY	0- 0	2- 2	2- 1				
1- 2	0- 0	0- 0	NEUTRAL	0- 1	1- 1	1- 1				
7- 5	0- 0	0- 0	CONFERENCE	0- 5	7- 0	4- 0				
4- 2	0- 0	0- 0	HOME	0- 2	4- 0	2- 0				
3- 3	0- 0	0- 0	AWAY	0- 3	3- 0	2- 0				
0- 0	0- 0	0- 0	NEUTRAL	0- 0	0- 0	0- 0				

RPI 1-25				RPI 26-50				RPI 51-100				RPI 101+				Team's RPI: 135	
RPI	S	Opponent	Score	RPI	S	Opponent	Score	RPI	S	Opponent	Score	RPI	S	Opponent	Score		
								51	N	Houston	64	72	119	A	Delaware	64	53
								57	A	Elon	71	78	119	H	Delaware	73	59
								58	A	Drexel	50	58	140	H	William & Mary	64	46
								58	H	Drexel	58	69	166	H	Marist	78	72
								73	H	Harvard	69	79	180	A	New Hampshire	50	65
								75	A	James Madison	43	72	190	H	Providence	95	98
								75	H	James Madison	57	60	208	A	Boston U.	73	74
													239	N	New Mexico St.	65	64
													253	N	Illinois St.	55	65
													256	H	Fairfield	63	43
													257	H	Col. of Charleston	59	37
													259	A	Towson	70	61
													272	A	Vermont	71	66
													282	A	UNCW	54	47
													282	H	UNCW	56	39
													288	A	Massachusetts	64	54

LAST 12 Division I GAMES:																	
				75	A	James Madison	43	72	58	H	Drexel	58	69				
				119	H	Delaware	73	59	257	H	Col. of Charleston	59	37				
				282	H	UNCW	56	39	57	A	Elon	71	78				
				58	A	Drexel	50	58	282	A	UNCW	54	47				
				119	A	Delaware	64	53	75	H	James Madison	57	60				
				140	H	William & Mary	64	46	259	A	Towson	70	61				

Non-Div I Games:

Northeastern

Average RPI Win: 205		WON-LOST RECORD	WINNING PCT. RANK	LAST 10 GAMES	STRENGTH OF SCHEDULE	OPP. STRENGTH OF SCHEDULE	TEAM RPI	ADJ. RPI	CONF. RPI	ADJ. CONF. RPI
Average RPI Loss: 203										
DIV. I ONLY		3- 18	322	1- 9	187	341	328	328	19	19
DIV. I NON-CONF.		2- 8	290	0- 1	232	333	314	314	14	14
TOTALS		RPI 1-25	RPI 26-50	W-L RECORDS		RPI 51-100	RPI 101-999	RPI 201+		
3- 18	0- 0		0- 0	OVERALL		0- 0	3- 18	1- 9		
2- 8	0- 0		0- 0	HOME		0- 0	2- 8	1- 5		
0- 10	0- 0		0- 0	AWAY		0- 0	0- 10	0- 4		
1- 0	0- 0		0- 0	NEUTRAL		0- 0	1- 0	0- 0		
2- 8	0- 0		0- 0	NON-CONFERENCE		0- 0	2- 8	1- 4		
1- 4	0- 0		0- 0	HOME		0- 0	1- 4	1- 2		
0- 4	0- 0		0- 0	AWAY		0- 0	0- 4	0- 2		
1- 0	0- 0		0- 0	NEUTRAL		0- 0	1- 0	0- 0		
1- 10	0- 0		0- 0	CONFERENCE		0- 0	1- 10	0- 5		
1- 4	0- 0		0- 0	HOME		0- 0	1- 4	0- 3		
0- 6	0- 0		0- 0	AWAY		0- 0	0- 6	0- 2		
0- 0	0- 0		0- 0	NEUTRAL		0- 0	0- 0	0- 0		

RPI 1-25				RPI 26-50				RPI 51-100				RPI 101+				Team's RPI: 328	
RPI	S	Opponent	Score	RPI	S	Opponent	Score	RPI	S	Opponent	Score	RPI	S	Opponent	Score		
												108	H	Rice	83	88	
												152	A	Idaho	68	83	
												154	H	Cal Poly	73	89	
												161	A	Weber St.	63	77	
												161	H	Weber St.	76	75	
												165	A	Idaho St.	59	76	
												165	H	Idaho St.	55	75	
												174	N	Boise St.	62	60	
												187	A	Denver	73	80	
												189	A	Eastern Wash.	62	82	
												200	A	Youngstown St.	67	69	
												212	A	CSUN	69	78	
												213	H	UC Santa Barbara	93	96	
												227	A	Montana	62	70	
												227	H	Montana	52	69	
												231	A	Montana St.	39	81	
												231	H	Montana St.	56	78	
												254	A	Hawai i	68	84	
												271	H	Grand Canyon	54	72	
												279	H	Arizona	84	66	
												311	H	Southern Utah	57	60	
LAST 12 Division I GAMES:																	
				161	A	Weber St.	63	77	311	H	Southern Utah	57	60				
				165	A	Idaho St.	59	76	165	H	Idaho St.	55	75				
				227	H	Montana	52	69	161	H	Weber St.	76	75				
				231	H	Montana St.	56	78	231	A	Montana St.	39	81				
				152	A	Idaho	68	83	227	A	Montana	62	70				
				189	A	Eastern Wash.	62	82	212	A	CSUN	69	78				

Non-Div I Games:	Antelope Valley	104	49
------------------	-----------------	-----	----

Northern Ari z.

Loss, Non-Conf, S Site, H Home A Away N Neutral

Average RPI Win:	165	WON-LOST	WINNING	LAST 10	STRENGTH OF	OPP. STRENGTH	TEAM	ADJ.	CONF.	ADJ CONF.
Average RPI Loss:	119	RECORD	PCT. RANK	GAMES	SCHEDULE	OF SCHEDULE	RPI	RPI	RPI	RPI
DIV. I ONLY	17- 6	53	7- 3	32	218	32	32	19	19	
DIV. I NON-CONF.	8- 3	65	0- 0	23	89	24	24	14	14	

TOTALS	RPI 1-25	RPI 26-50	W-L RECORDS	RPI 51-100	RPI 101-999	RPI 201+				
17- 6	1- 0	1- 0	OVERALL	1- 2	14- 4	5- 0				
8- 2	0- 0	1- 0	HOME	0- 0	7- 2	2- 0				
8- 4	1- 0	0- 0	AWAY	0- 2	7- 2	3- 0				
1- 0	0- 0	0- 0	NEUTRAL	1- 0	0- 0	0- 0				
8- 3	1- 0	1- 0	NON-CONFERENCE	1- 2	5- 1	1- 0				
4- 1	0- 0	1- 0	HOME	0- 0	3- 1	0- 0				
3- 2	1- 0	0- 0	AWAY	0- 2	2- 0	1- 0				
1- 0	0- 0	0- 0	NEUTRAL	1- 0	0- 0	0- 0				
9- 3	0- 0	0- 0	CONFERENCE	0- 0	9- 3	4- 0				
4- 1	0- 0	0- 0	HOME	0- 0	4- 1	2- 0				
5- 2	0- 0	0- 0	AWAY	0- 0	5- 2	2- 0				
0- 0	0- 0	0- 0	NEUTRAL	0- 0	0- 0	0- 0				

RPI 1-25				RPI 26-50				Team's RPI: 32				RPI 51-100				RPI 101+			
RPI	S	Opponent	Score	RPI	S	Opponent	Score	RPI	S	Opponent	Score	RPI	S	Opponent	Score	RPI	S	Opponent	Score
24	A	DePaul	94 88	27	H	LSU	58 50	61	A	Qui nni pi ac	49 60	121	H	Col orado St.	44 55				
								74	A	Fordham	33 48	123	H	BYU	79 74				
								96	N	Li berty	65 57	144	A	North Dakota	70 78				
												150	H	Paci fic	80 55				
												152	A	Idaho	78 72				
												152	H	Idaho	71 79				
												161	A	Weber St.	73 82				
												162	H	San Franci sco	73 60				
												165	A	Idaho St.	63 57				
												165	H	Idaho St.	75 52				
												187	A	Denver	71 63				
												189	A	Eastern Wash.	70 65				
												189	H	Eastern Wash.	68 62				
												227	A	Montana	64 58				
												227	H	Montana	68 50				
												231	A	Montana St.	78 63				
												231	H	Montana St.	82 69				
												261	A	UMKC	88 73				
LAST 12 Division I GAMES:																			
165	H	Idaho St.	75 52	165	A	Idaho St.	63 57												
231	A	Montana St.	78 63	161	A	Weber St.	73 82												
227	A	Montana	64 58	227	H	Montana	68 50												
189	H	Eastern Wash.	68 62	231	H	Montana St.	82 69												
152	H	Idaho	71 79	152	A	Idaho	78 72												
144	A	North Dakota	70 78	189	A	Eastern Wash.	70 65												

Non-Div I Games:

Northern Colo.

Average RPI Win:	213	WON-LOST	WINNING	LAST 10	STRENGTH OF	OPP. STRENGTH	TEAM	ADJ.	CONF.	ADJ CONF.
Average RPI Loss:	82	RECORD	PCT. RANK	GAMES	SCHEDULE	OF SCHEDULE	RPI	RPI	RPI	RPI
DIV. I ONLY	12- 11	160	3- 7	138	113	128	128	7	7	
DIV. I NON-CONF.	8- 3	65	0- 0	288	259	123	123	8	8	

TOTALS	RPI 1-25	RPI 26-50	W-L RECORDS	RPI 51-100	RPI 101-999	RPI 201+				
12- 11	1- 1	0- 2	OVERALL	0- 5	11- 3	7- 0				
5- 3	1- 0	0- 1	HOME	0- 1	4- 1	2- 0				
6- 6	0- 0	0- 0	AWAY	0- 1	6- 0	4- 0				
1- 2	0- 0	0- 0	NEUTRAL	0- 1	1- 1	1- 0				
8- 3	0- 1	0- 0	NON-CONFERENCE	0- 1	8- 1	6- 0				
3- 0	0- 0	0- 0	HOME	0- 0	3- 0	2- 0				
4- 1	0- 1	0- 0	AWAY	0- 0	4- 0	3- 0				
1- 2	0- 0	0- 0	NEUTRAL	0- 1	1- 1	1- 0				
4- 8	1- 0	0- 2	CONFERENCE	0- 4	3- 2	1- 0				
2- 3	1- 0	0- 1	HOME	0- 1	1- 1	0- 0				
2- 5	0- 0	0- 1	AWAY	0- 3	2- 1	1- 0				
0- 0	0- 0	0- 0	NEUTRAL	0- 0	0- 0	0- 0				

RPI 1-25				RPI 26-50				RPI 51-100				RPI 101+ Team's RPI: 128			
RPI	S	Opponent	Score	RPI	S	Opponent	Score	RPI	S	Opponent	Score	RPI	S	Opponent	Score
20	A	Iowa	80 105	26	H	Central Mi ch.	78 81	64	A	Toledo	60 63	102	H	Western Ill.	96 94
23	H	Buffalo	86 84	45	A	Ball St.	72 81	79	A	Ohio	75 77	107	A	Western Mi ch.	83 88
								81	N	Albany (NY)	91 97	109	N	Lamar University	80 90
								88	A	Miami (OH)	65 67	134	A	Kent St.	72 62
								88	H	Miami (OH)	62 77	134	H	Kent St.	81 79
												145	A	SIUE	86 75
												195	H	Eastern Mi ch.	76 83
												223	A	Akron	84 61
												249	H	Bradley	76 52
												280	N	Sacramento St.	84 75
												293	A	UTSA	69 55
												295	H	Loyola Chi cago	80 71
												339	A	Chi cago St.	80 59
												344	A	Eastern Ill.	93 64

LAST 12 Division I GAMES:															
223	A	Akron	84 61	26	H	Central Mi ch.	78 81	64	H	Central Mi ch.	78 81	107	A	Western Mi ch.	83 88
134	A	Kent St.	72 62	64	A	Toledo	60 63	107	A	Western Mi ch.	83 88	23	H	Buffalo	86 84
88	H	Miami (OH)	62 77	107	A	Western Mi ch.	83 88	23	H	Buffalo	86 84	134	H	Kent St.	81 79
45	A	Ball St.	72 81	23	H	Buffalo	86 84	134	H	Kent St.	81 79	88	A	Miami (OH)	65 67
79	A	Ohio	75 77	88	A	Miami (OH)	65 67								
195	H	Eastern Mi ch.	76 83												

Non-Div I Games:

Northern Ill.

Average RPI Win:	184	WON-LOST	WINNING	LAST 10	STRENGTH OF	OPP. STRENGTH	TEAM	ADJ.	CONF.	ADJ CONF.
Average RPI Loss:	154	RECORD	PCT. RANK	GAMES	SCHEDULE	OF SCHEDULE	RPI	RPI	RPI	RPI
DIV. I ONLY	6- 17	290	3- 7	77	222	232	232	11	11	
DIV. I NON-CONF.	1- 9	318	0- 0	187	289	301	301	13	13	

TOTALS	RPI 1-25	RPI 26-50	W-L RECORDS	RPI 51-100	RPI 101-999	RPI 201+				
6- 17	1- 1	0- 0	OVERALL	0- 4	5- 12	3- 5				
3- 8	1- 0	0- 0	HOME	0- 3	2- 5	2- 1				
3- 8	0- 1	0- 0	AWAY	0- 0	3- 7	1- 4				
0- 1	0- 0	0- 0	NEUTRAL	0- 1	0- 0	0- 0				
1- 9	0- 0	0- 0	NON-CONFERENCE	0- 2	1- 7	0- 4				
0- 4	0- 0	0- 0	HOME	0- 1	0- 3	0- 1				
1- 4	0- 0	0- 0	AWAY	0- 0	1- 4	0- 3				
0- 1	0- 0	0- 0	NEUTRAL	0- 1	0- 0	0- 0				
5- 8	1- 1	0- 0	CONFERENCE	0- 2	4- 5	3- 1				
3- 4	1- 0	0- 0	HOME	0- 2	2- 2	2- 0				
2- 4	0- 1	0- 0	AWAY	0- 0	2- 3	1- 1				
0- 0	0- 0	0- 0	NEUTRAL	0- 0	0- 0	0- 0				

RPI 1-25				RPI 26-50				RPI 51-100				RPI 101+ Team's RPI: 232			
RPI	S	Opponent	Score	RPI	S	Opponent	Score	RPI	S	Opponent	Score	RPI	S	Opponent	Score
13	A	Green Bay	41 58					70	H	Indiana	56 67	113	A	Milwaukee	60 57
13	H	Green Bay	62 54					76	H	IUPUI	35 71	113	H	Milwaukee	49 52
								97	N	Jacksonville	49 61	130	A	Cleveland St.	49 72
								98	H	Wright St.	63 68	130	H	Cleveland St.	65 70
												134	H	Kent St.	54 59
												141	A	ETSU	57 45
												153	H	Robert Morris	50 59
												169	A	Stetson	56 67
												200	A	Youngstown St.	51 54
												218	A	Oakland	53 79
												218	H	Oakland	66 59
												228	A	North Florida	50 58
												238	H	Austin Peay	52 53
												253	A	Illinois St.	37 49
												298	A	Murray St.	87 98
												307	A	Detroit Mercy	78 67
												313	H	Ill.-Chicago	61 53

LAST 12 Division I GAMES:															
218	H	Oakland	66 59	76	H	IUPUI	35 71	130	H	Cleveland St.	65 70				
113	A	Milwaukee	60 57	98	H	Wright St.	63 68	218	A	Oakland	53 79				
13	A	Green Bay	41 58	307	A	Detroit Mercy	78 67	307	A	Detroit Mercy	78 67				
130	A	Cleveland St.	49 72	13	H	Green Bay	62 54								
200	A	Youngstown St.	51 54												
313	H	Ill.-Chicago	61 53												

Non-Div I Games: Oakland City 103 25

Northern Ky.

Average RPI	Win: 229	WON-LOST RECORD	WINNING PCT. RANK	LAST 10 GAMES	STRENGTH OF SCHEDULE	OPP. STRENGTH OF SCHEDULE	TEAM RPI	ADJ. RPI	CONF. RPI	ADJ CONF. RPI
Average RPI	Loss: 66									
DIV. I ONLY	9- 16	253	2- 8	79	82	183	183	3	3	
DIV. I NON-CONF.	7- 7	170	1- 0	159	146	176	176	4	4	
<hr/>										
TOTALS	RPI 1-25	RPI 26-50	W-L RECORDS	RPI 51-100	RPI 101-999	RPI 201+				
9- 16	0- 3	0- 5	OVERALL	1- 4	8- 4	6- 0				
5- 7	0- 3	0- 2	HOME	0- 1	5- 1	4- 0				
3- 7	0- 0	0- 0	AWAY	0- 1	3- 0	2- 0				
1- 2	0- 0	0- 0	NEUTRAL	1- 1	0- 1	0- 0				
7- 7	0- 2	0- 1	NON-CONFERENCE	1- 1	6- 3	5- 0				
4- 3	0- 2	0- 0	HOME	0- 0	4- 1	4- 0				
2- 2	0- 0	0- 1	AWAY	0- 0	2- 1	1- 0				
1- 2	0- 0	0- 0	NEUTRAL	1- 1	0- 1	0- 0				
2- 9	0- 1	0- 4	CONFERENCE	0- 3	2- 1	1- 0				
1- 4	0- 1	0- 2	HOME	0- 1	1- 0	0- 0				
1- 5	0- 0	0- 2	AWAY	0- 2	1- 1	1- 0				
0- 0	0- 0	0- 0	NEUTRAL	0- 0	0- 0	0- 0				

RPI 1-25				RPI 26-50				RPI 51-100				RPI 101+ Team's RPI: 183			
RPI	S	Opponent	Score	RPI	S	Opponent	Score	RPI	S	Opponent	Score	RPI	S	Opponent	Score
13	H	Green Bay	57 63	34	A	Michigan	63 84	59	H	Nebraska	59 69	113	H	Milwaukee	57 66
14	H	Maryland	65 68	34	H	Michigan	59 80	62	A	Michigan St.	51 81	114	A	Missouri St.	59 90
24	H	DePaul	63 92	37	A	Syracuse	74 81	70	A	Indiana	73 78	120	N	Georgetown	54 55
				42	A	Purdue	60 63	87	N	Chattanooga	44 61	184	A	Wisconsin	46 58
				48	H	Minnesota	63 90	92	N	Auburn	49 48	184	H	Wisconsin	69 60
<hr/>															
LAST 12 Division I GAMES:															
				34	A	Michigan	63 84	184	H	Wisconsin	69 60				
				70	A	Indiana	73 78	59	H	Nebraska	59 69				
				34	H	Michigan	59 80	62	A	Michigan St.	51 81				
				14	H	Maryland	65 68	205	A	Illinois	74 59				
				184	A	Wisconsin	46 58	48	H	Minnesota	63 90				
				42	A	Purdue	60 63	344	H	Eastern Ill.	74 40				

Non-Div I Games:

Northwestern

Average RPI Win: 297

Average RPI Loss: 173

WON-LOST
RECORDWINNING
PCT. RANKLAST 10
GAMESSTRENGTH OF
SCHEDULEOPP. STRENGTH
OF SCHEDULETEAM
RPIADJ.
RPICONF.
RPIADJ CONF.
RPIDIV. I ONLY
DIV. I NON-CONF.3- 16
1- 6320
3062- 8
0- 0207
96286
102320
239320
23925
2525
25

TOTALS

RPI 1-25

RPI 26-50

W-L RECORDS

RPI 51-100

RPI 101-999

RPI 201+

3- 16

0- 1

0- 1

OVERALL

0- 1

3- 13

3- 8

2- 6

0- 0

0- 0

HOME

0- 0

2- 6

2- 3

1- 9

0- 0

0- 0

AWAY

0- 0

1- 1

1- 0

0- 1

0- 0

0- 0

NEUTRAL

0- 0

0- 1

0- 1

1- 6

0- 1

0- 1

NON-CONFERENCE

0- 1

1- 3

1- 1

0- 1

0- 0

0- 0

HOME

0- 0

0- 1

0- 0

1- 4

0- 1

0- 1

AWAY

0- 1

1- 1

1- 0

0- 1

0- 0

0- 0

NEUTRAL

0- 0

0- 1

0- 1

2- 10

0- 0

0- 0

CONFERENCE

0- 0

2- 10

2- 7

2- 5

0- 0

0- 0

HOME

0- 0

2- 5

2- 3

0- 5

0- 0

0- 0

AWAY

0- 0

0- 5

0- 4

0- 0

0- 0

0- 0

NEUTRAL

0- 0

0- 0

0- 0

RPI 1-25

RPI 26-50

RPI 51-100

RPI 101+

Team's RPI: 320

RPI	S	Opponent	Score
9	A	Texas	44 68

RPI	S	Opponent	Score
44	A	Oklahoma St.	44 78

RPI	S	Opponent	Score
63	A	TCU	51 89

RPI	S	Opponent	Score
109	A	Lamar University	44 71
122	A	Ole Miss	44 75
126	H	SFA	62 70
129	H	Central Ark.	53 61
163	H	Southern Miss.	59 71
214	A	Abilene Christian	41 80
224	A	New Orleans	63 81
224	H	New Orleans	52 47
248	H	Nicholls St.	63 79
250	N	Texas Southern	43 56
260	H	A&M-Corpus Christi	56 62
262	A	McNeese	67 72
262	H	McNeese	44 60
289	A	Southeastern La.	65 71
332	H	Sam Houston St.	63 60
336	A	La.-Monroe	70 48

LAST 12 Division I GAMES:

109	A	Lamar University	44	71	332	H	Sam Houston St.	63	60
262	H	McNeese	44	60	214	A	Abilene Christian	41	80
224	H	New Orleans	52	47	126	H	SFA	62	70
129	H	Central Ark.	53	61	260	H	A&M-Corpus Christi	56	62
224	A	New Orleans	63	81	262	A	McNeese	67	72
289	A	Southeastern La.	65	71	248	H	Nicholls St.	63	79

Non-Div I Games:

LeTourneau

82 39

LSU-Shreveport

62 42

LSU-Alexandria

85 55

Central Baptist

87 22

Northwestern St.

Loss,
 Non-Conf,
 S Site,
 H Home
A Away
 N Neutral

Average RPI	Win:	76	WON-LOST	WINNING	LAST 10	STRENGTH OF	OPP. STRENGTH	TEAM	ADJ.	CONF.	ADJ CONF.
Average RPI	Loss:	3	RECORD	PCT. RANK	GAMES	SCHEDULE	OF SCHEDULE	RPI	RPI	RPI	RPI
DIV. I ONLY		22- 2	5	9- 1	2	6	2	2	1	1	
DIV. I NON-CONF.		12- 1	6	1- 0	2	10	2	2	1	1	

TOTALS	RPI 1-25		RPI 26-50		W-L RECORDS	RPI 51-100		RPI 101-999		RPI 201+	
22- 2	5- 2		6- 0		OVERALL	5- 0		6- 0		1- 0	
10- 0	2- 0		3- 0		HOME	2- 0		3- 0		1- 0	
9- 2	2- 2		2- 0		AWAY	3- 0		2- 0		0- 0	
3- 0	1- 0		1- 0		NEUTRAL	0- 0		1- 0		0- 0	
12- 1	3- 1		4- 0		NON-CONFERENCE	3- 0		2- 0		1- 0	
5- 0	2- 0		1- 0		HOME	1- 0		1- 0		1- 0	
4- 1	0- 1		2- 0		AWAY	2- 0		0- 0		0- 0	
3- 0	1- 0		1- 0		NEUTRAL	0- 0		1- 0		0- 0	
10- 1	2- 1		2- 0		CONFERENCE	2- 0		4- 0		0- 0	
5- 0	0- 0		2- 0		HOME	1- 0		2- 0		0- 0	
5- 1	2- 1		0- 0		AWAY	1- 0		2- 0		0- 0	
0- 0	0- 0		0- 0		NEUTRAL	0- 0		0- 0		0- 0	

RPI	S	Opponent	Score	RPI	S	Opponent	Score	RPI	S	Opponent	Score	RPI	S	Opponent	Score
1	A	UConn	71 80	28	N	South Fla.	76 66	52	A	Western Ky.	78 65	104	A	Wake Forest	96 73
4	A	Louisville	67 100	31	H	Marquette	91 85	62	H	Michigan St.	90 59	139	H	Clemson	90 37
6	A	Florida St.	100 69	34	A	Michigan	83 63	67	A	Georgia Tech	77 54	141	N	ETSU	77 46
8	H	Tennessee	84 70	37	H	Syracuse	87 72	80	A	Penn	66 54	146	A	Pittsburgh	87 53
16	A	Duke	72 54	43	H	Miami (FL)	83 76	100	H	North Carolina	94 62	199	H	Boston College	89 60
17	N	South Carolina	92 85	50	A	Oregon St.	72 67					283	H	Mt. St. Mary's	121 65
24	H	DePaul	91 82												

LAST 12 Division I GAMES:															
16	A	Duke	72 54	199	H	Boston College	89 60	4	A	Louisville	67 100	67	A	Georgia Tech	77 54
100	H	North Carolina	94 62	4	A	Louisville	67 100	67	A	Georgia Tech	77 54	43	H	Miami (FL)	83 76
6	A	Florida St.	100 69	67	A	Georgia Tech	77 54	43	H	Miami (FL)	83 76	104	A	Wake Forest	96 73
146	A	Pittsburgh	87 53	43	H	Miami (FL)	83 76	104	A	Wake Forest	96 73	37	H	Syracuse	87 72
139	H	Clemson	90 37	104	A	Wake Forest	96 73								
8	H	Tennessee	84 70	37	H	Syracuse	87 72								

Non-Div I Games:

Notre Dame

Average RPI Win:	273	WON-LOST	WINNING	LAST 10	STRENGTH OF	OPP. STRENGTH	TEAM	ADJ.	CONF.	ADJ CONF.
Average RPI Loss:	108	RECORD	PCT. RANK	GAMES	SCHEDULE	OF SCHEDULE	RPI	RPI	RPI	RPI
DIV. I ONLY	10- 12	208	3- 7	221	160	218	218	11	11	
DIV. I NON-CONF.	6- 4	122	0- 0	276	191	150	150	13	13	

TOTALS	RPI 1-25	RPI 26-50	W-L RECORDS	RPI 51-100	RPI 101-999	RPI 201+				
10- 12	0- 1	0- 2	OVERALL	0- 3	10- 6	9- 1				
4- 6	0- 1	0- 1	HOME	0- 1	4- 3	4- 0				
4- 6	0- 0	0- 1	AWAY	0- 2	4- 3	3- 1				
2- 0	0- 0	0- 0	NEUTRAL	0- 0	2- 0	2- 0				
6- 4	0- 0	0- 2	NON-CONFERENCE	0- 1	6- 1	6- 0				
2- 1	0- 0	0- 1	HOME	0- 0	2- 0	2- 0				
2- 3	0- 0	0- 1	AWAY	0- 1	2- 1	2- 0				
2- 0	0- 0	0- 0	NEUTRAL	0- 0	2- 0	2- 0				
4- 8	0- 1	0- 0	CONFERENCE	0- 2	4- 5	3- 1				
2- 5	0- 1	0- 0	HOME	0- 1	2- 3	2- 0				
2- 3	0- 0	0- 0	AWAY	0- 1	2- 2	1- 1				
0- 0	0- 0	0- 0	NEUTRAL	0- 0	0- 0	0- 0				

RPI 1-25				RPI 26-50				RPI 51-100				RPI 101+ Team's RPI: 218			
RPI	S	Opponent	Score	RPI	S	Opponent	Score	RPI	S	Opponent	Score	RPI	S	Opponent	Score
13	H	Green Bay	48 81	26	H	Central Mich.	85 103	62	A	Michigan St.	63 95	113	H	Milwaukee	62 74
				34	A	Michigan	69 78	76	A	IUPUI	64 80	130	A	Cleveland St.	62 70
								98	H	Wright St.	57 77	130	H	Cleveland St.	66 86
												183	A	Northwestern	70 88
												200	A	Youngstown St.	58 48
												200	H	Youngstown St.	76 86
												232	A	Northern Ky.	59 66
												232	H	Northern Ky.	79 53
												237	H	Niagara	67 59
												253	H	Illinois St.	64 43
												263	A	Cornell	79 77
												285	A	Canisius	83 48
												304	N	Old Dominion	80 59
												307	H	Detroit Mercy	83 50
												313	A	Ill.-Chicago	67 63
												337	N	Ark.-Pine Bluff	69 37

LAST 12 Division I GAMES:															
232	A	Northern Ky.	59 66	76	A	IUPUI	64 80								
130	H	Cleveland St.	66 86	313	A	Ill.-Chicago	67 63								
200	H	Youngstown St.	76 86	232	H	Northern Ky.	79 53								
307	H	Detroit Mercy	83 50	98	H	Wright St.	57 77								
13	H	Green Bay	48 81	200	A	Youngstown St.	58 48								
113	H	Milwaukee	62 74	130	A	Cleveland St.	62 70								

Non-Div I Games: Mich.-Dearborn 104 44

Oakland

Average RPI Win:	167	WON-LOST	WINNING	LAST 10	STRENGTH OF	OPP. STRENGTH	TEAM	ADJ.	CONF.	ADJ CONF.
Average RPI Loss:	68	RECORD	PCT. RANK	GAMES	SCHEDULE	OF SCHEDULE	RPI	RPI	RPI	RPI
DIV. I ONLY	11- 10	156	5- 5	20	102	79	79	7	7	
DIV. I NON-CONF.	5- 5	170	1- 0	66	225	115	115	8	8	

TOTALS	RPI 1-25	RPI 26-50	W-L RECORDS	RPI 51-100	RPI 101-999	RPI 201+				
11- 10	0- 1	2- 4	OVERALL	1- 3	8- 2	4- 0				
6- 4	0- 1	1- 2	HOME	1- 1	4- 0	2- 0				
5- 4	0- 0	1- 0	AWAY	0- 1	4- 0	2- 0				
0- 2	0- 0	0- 1	NEUTRAL	0- 0	0- 1	0- 0				
5- 5	0- 0	1- 2	NON-CONFERENCE	0- 1	4- 2	3- 0				
2- 2	0- 0	0- 1	HOME	0- 1	2- 0	1- 0				
3- 1	0- 0	1- 0	AWAY	0- 0	2- 1	2- 0				
0- 2	0- 0	0- 1	NEUTRAL	0- 0	0- 1	0- 0				
6- 5	0- 1	1- 2	CONFERENCE	1- 2	4- 0	1- 0				
4- 2	0- 1	1- 1	HOME	1- 0	2- 0	1- 0				
2- 3	0- 0	0- 1	AWAY	0- 2	2- 0	0- 0				
0- 0	0- 0	0- 0	NEUTRAL	0- 0	0- 0	0- 0				

RPI	S	Opponent	Score	RPI	S	Opponent	Score	RPI	S	Opponent	Score	RPI	S	Opponent	Score
23	H	Buffalo	63 67	26	A	Central Mich.	58 82	64	A	Toledo	57 75	107	A	Western Mich.	69 54
				26	H	Central Mich.	72 74	64	H	Toledo	78 61	128	H	Northern Ill.	77 75
				30	N	Virginia	59 77	76	H	IUPUI	52 76	130	A	Cleveland St.	64 71
				34	H	Michigan	61 74	88	A	Miami (OH)	55 64	160	H	High Point	64 61
				42	A	Purdue	77 71					185	N	Furman	68 70
				45	H	Ball St.	80 76					194	A	Bowling Green	70 63

Team's RPI: 79															
LAST 12 Division I GAMES:															
				26	H	Central Mich.	72 74	107	A	Western Mich.	69 54				
				45	H	Ball St.	80 76	64	A	Toledo	57 75				
				88	A	Miami (OH)	55 64	223	H	Akron	70 67				
				128	H	Northern Ill.	77 75	26	A	Central Mich.	58 82				
				194	A	Bowling Green	70 63	64	H	Toledo	78 61				
				23	H	Buffalo	63 67	221	H	N.C. A&T	72 65				

Non-Div I Games: Notre Dame (OH) 93 37

Ohio

Average RPI	Win:	87	WON-LOST	WINNING	LAST 10	STRENGTH OF	OPP. STRENGTH	TEAM	ADJ.	CONF.	ADJ CONF.
Average RPI	Loss:	18	RECORD	PCT. RANK	GAMES	SCHEDULE	OF SCHEDULE	RPI	RPI	RPI	RPI
DIV. I ONLY		20- 5	28	7- 3	5	3	5	5	3	3	
DIV. I NON-CONF.		11- 2	22	0- 0	9	4	5	5	4	4	

TOTALS	RPI 1-25		RPI 26-50		W-L RECORDS	RPI 51-100		RPI 101-999		RPI 201+	
20- 5	3- 4		3- 1		OVERALL	7- 0		7- 0		0- 0	
11- 2	2- 1		1- 1		HOME	5- 0		3- 0		0- 0	
6- 3	0- 3		1- 0		AWAY	2- 0		3- 0		0- 0	
3- 0	1- 0		1- 0		NEUTRAL	0- 0		1- 0		0- 0	
11- 2	2- 2		1- 0		NON-CONFERENCE	2- 0		6- 0		0- 0	
6- 1	1- 1		0- 0		HOME	2- 0		3- 0		0- 0	
2- 1	0- 1		0- 0		AWAY	0- 0		2- 0		0- 0	
3- 0	1- 0		1- 0		NEUTRAL	0- 0		1- 0		0- 0	
9- 3	1- 2		2- 1		CONFERENCE	5- 0		1- 0		0- 0	
5- 1	1- 0		1- 1		HOME	3- 0		0- 0		0- 0	
4- 2	0- 2		1- 0		AWAY	2- 0		1- 0		0- 0	
0- 0	0- 0		0- 0		NEUTRAL	0- 0		0- 0		0- 0	

RPI	S	Opponent	Score	RPI	S	Opponent	Score	RPI	S	Opponent	Score	RPI	S	Opponent	Score
4	H	Louisville	90 95	34	A	Michigan	78 71	59	A	Nebraska	73 61	116	H	Dartmouth	103 70
12	H	Stanford	85 64	34	H	Michigan	75 84	61	H	Quinnipiac	95 63	137	A	Cincinnati	87 76
12	N	Stanford	94 82	38	N	FGCU	104 62	62	H	Michigan St.	78 62	152	H	Idaho	99 56
14	A	Maryland	69 99	48	H	Minnesota	91 75	68	H	Maine	83 70	170	A	Florida	103 77
16	A	Duke	60 69					70	A	Indiana	77 62	172	H	Washington	85 76
18	H	Rutgers	90 68					70	H	Indiana	85 70	177	N	Memphis	100 69
20	A	Iowa	89 103					78	H	Penn St.	94 64	184	A	Wisconsin	68 55

LAST 12 Division I GAMES:															
18	H	Rutgers	90 68	34	H	Michigan	75 84	70	A	Indiana	77 62				
184	A	Wisconsin	68 55	70	A	Indiana	77 62	34	A	Michigan	78 71				
78	H	Penn St.	94 64	34	A	Michigan	78 71	48	H	Minnesota	91 75				
62	H	Michigan St.	78 62	48	H	Minnesota	91 75	70	H	Indiana	85 70				
20	A	Iowa	89 103	70	H	Indiana	85 70	59	A	Nebraska	73 61				
14	A	Maryland	69 99	59	A	Nebraska	73 61								

Non-Div I Games:

Ohio St.

Oklahoma				Through Games Of Feb. 9, 2018							
Average RPI Win:		107	WON-LOST RECORD	WINNING PCT. RANK	LAST 10 GAMES	STRENGTH OF SCHEDULE	OPP. STRENGTH OF SCHEDULE	TEAM RPI	ADJ. RPI	CONF. RPI	ADJ CONF. RPI
Average RPI Loss:		44									
DIV. I ONLY			12- 12	169	5- 5	1	31	29	29	4	4
DIV. I NON-CONF.			5- 6	187	0- 0	3	23	33	33	5	5

TOTALS		RPI 1-25	RPI 26-50		W-L RECORDS		RPI 51-100	RPI 101-999	RPI 201+		
12- 12		0- 6	1- 3		OVERALL		6- 1	5- 2	2- 0		
8- 4		0- 2	1- 1		HOME		5- 0	2- 1	1- 0		
4- 7		0- 3	0- 2		AWAY		1- 1	3- 1	1- 0		
0- 1		0- 1	0- 0		NEUTRAL		0- 0	0- 0	0- 0		
5- 6		0- 3	1- 1		NON-CONFERENCE		2- 0	2- 2	1- 0		
4- 1		0- 0	1- 0		HOME		2- 0	1- 1	1- 0		
1- 4		0- 2	0- 1		AWAY		0- 0	1- 1	0- 0		
0- 1		0- 1	0- 0		NEUTRAL		0- 0	0- 0	0- 0		
7- 6		0- 3	0- 2		CONFERENCE		4- 1	3- 0	1- 0		
4- 3		0- 2	0- 1		HOME		3- 0	1- 0	0- 0		
3- 3		0- 1	0- 1		AWAY		1- 1	2- 0	1- 0		
0- 0		0- 0	0- 0		NEUTRAL		0- 0	0- 0	0- 0		

RPI 1-25				RPI 26-50				RPI 51-100				RPI 101+			
RPI	S	Opponent	Score	RPI	S	Opponent	Score	RPI	S	Opponent	Score	RPI	S	Opponent	Score
1	N	UConn	64 88	28	H	South Fla.	79 74	53	H	West Virginia	76 57	112	A	Little Rock	56 68
7	A	Baylor	65 74	40	A	South Dakota St.	61 67	63	A	TCU	58 62	115	A	Iowa St.	74 69
7	H	Baylor	52 74	44	A	Oklahoma St.	82 96	63	H	TCU	84 71	121	A	Colorado St.	78 46
9	H	Texas	78 88	44	H	Oklahoma St.	67 70	69	H	Belmont	96 73	151	H	Kansas	97 64
10	A	Oregon	74 92					82	H	New Mexico	105 63	170	H	Florida	61 80
24	A	DePaul	108 111					85	A	Kansas St.	76 71	210	H	SMU	87 75
								85	H	Kansas St.	68 49	226	A	Texas Tech	73 52

LAST 12 Division I GAMES:															
				7	A	Baylor	65 74	85	A	Kansas St.	76 71				
				53	H	West Virginia	76 57	7	H	Baylor	52 74				
				85	H	Kansas St.	68 49	226	A	Texas Tech	73 52				
				63	A	TCU	58 62	44	A	Oklahoma St.	82 96				
				151	H	Kansas	97 64	63	H	TCU	84 71				
				44	H	Oklahoma St.	67 70	115	A	Iowa St.	74 69				

Non-Div I Games:

Oklahoma

Average RPI	Win:	169	WON-LOST	WINNING	LAST 10	STRENGTH OF	OPP. STRENGTH	TEAM	ADJ.	CONF.	ADJ CONF.
Average RPI	Loss:	38	RECORD	PCT. RANK	GAMES	SCHEDULE	OF SCHEDULE	RPI	RPI	RPI	RPI
DIV. I ONLY		17- 6		53	6- 4	82	29	44	44	4	4
DIV. I NON-CONF.		9- 2		34	0- 0	174	107	63	63	5	5

TOTALS	RPI 1-25		RPI 26-50		W-L RECORDS	RPI 51-100		RPI 101-999		RPI 201+	
17- 6	1- 4		2- 0		OVERALL	4- 1		10- 1		7- 0	
13- 1	1- 0		1- 0		HOME	2- 0		9- 1		6- 0	
3- 4	0- 3		1- 0		AWAY	1- 1		1- 0		1- 0	
1- 1	0- 1		0- 0		NEUTRAL	1- 0		0- 0		0- 0	
9- 2	1- 2		0- 0		NON-CONFERENCE	1- 0		7- 0		5- 0	
8- 0	1- 0		0- 0		HOME	0- 0		7- 0		5- 0	
0- 1	0- 1		0- 0		AWAY	0- 0		0- 0		0- 0	
1- 1	0- 1		0- 0		NEUTRAL	1- 0		0- 0		0- 0	
8- 4	0- 2		2- 0		CONFERENCE	3- 1		3- 1		2- 0	
5- 1	0- 0		1- 0		HOME	2- 0		2- 1		1- 0	
3- 3	0- 2		1- 0		AWAY	1- 1		1- 0		1- 0	
0- 0	0- 0		0- 0		NEUTRAL	0- 0		0- 0		0- 0	

RPI 1-25				RPI 26-50				Team's RPI: 44				RPI 51-100				RPI 101+			
RPI	S	Opponent	Score	RPI	S	Opponent	Score	RPI	S	Opponent	Score	RPI	S	Opponent	Score	RPI	S	Opponent	Score
3	A	Mississippi St.	76 79	29	A	Oklahoma	70 67	53	H	West Virginia	79 73	115	H	Iowa St.	69 78				
7	A	Baylor	64 77	29	H	Oklahoma	96 82	63	A	TCU	71 54	151	H	Kansas	92 63				
8	N	Tennessee	69 79					72	N	South Dakota	76 68	167	H	Southern U.	94 66				
9	A	Texas	79 84					85	A	Kansas St.	64 80	168	H	Wichita St.	91 67				
11	H	UCLA	87 72					85	H	Kansas St.	76 68	226	A	Texas Tech	98 57				
												226	H	Texas Tech	80 62				
												296	H	USC Upstate	108 71				
												316	H	Incarinate Word	86 35				
												320	H	Northwestern St.	78 44				
												324	H	UTRGV	80 38				
												336	H	La. -Monroe	112 58				
LAST 12 Division I GAMES:																			
63	A	TCU	71 54	53	H	West Virginia	79 73	151	H	Kansas	92 63	85	A	Kansas St.	64 80				
7	A	Baylor	64 77	29	H	Oklahoma	96 82	9	A	Texas	79 84								
226	H	Texas Tech	80 62	85	A	Kansas St.	76 68	226	A	Texas Tech	98 57								
115	H	Iowa St.	69 78																
29	A	Oklahoma	70 67																

Non-Div I Games:

Oklahoma St.

Average RPI		Win: 310	WON-LOST RECORD	WINNING PCT. RANK	LAST 10 GAMES	STRENGTH OF SCHEDULE	OPP. STRENGTH OF SCHEDULE	TEAM RPI	ADJ. RPI	CONF. RPI	ADJ CONF. RPI
Loss: 152											
DIV. I ONLY			5- 19	310	3- 7	171	239	304	304	18	18
DIV. I NON-CONF.			2- 12	306	1- 1	152	260	304	304	19	19
TOTALS		RPI 1-25		RPI 26-50		W-L RECORDS		RPI 51-100	RPI 101-999		RPI 201+
5- 19	0- 2			0- 0		OVERALL		0- 3	5- 14		5- 6
5- 7	0- 2			0- 0		HOME		0- 2	5- 3		5- 1
0- 9	0- 0			0- 0		AWAY		0- 1	0- 8		0- 3
0- 3	0- 0			0- 0		NEUTRAL		0- 0	0- 3		0- 2
2- 12	0- 2			0- 0		NON-CONFERENCE		0- 1	2- 9		2- 4
2- 5	0- 2			0- 0		HOME		0- 1	2- 2		2- 1
0- 4	0- 0			0- 0		AWAY		0- 0	0- 4		0- 1
0- 3	0- 0			0- 0		NEUTRAL		0- 0	0- 3		0- 2
3- 7	0- 0			0- 0		CONFERENCE		0- 2	3- 5		3- 2
3- 2	0- 0			0- 0		HOME		0- 1	3- 1		3- 0
0- 5	0- 0			0- 0		AWAY		0- 1	0- 4		0- 2
0- 0	0- 0			0- 0		NEUTRAL		0- 0	0- 0		0- 0

RPI 1-25					
RPI	S	Opponent	Score		
16	H	Duke	51	84	
21	H	NC State	56	73	
RPI 26-50					
RPI	S	Opponent	Score		
RPI 51-100					
RPI	S	Opponent	Score		
52	A	Western Ky.	48	62	
71	H	UAB	61	74	
96	H	Liberty	55	63	
RPI 101+					
RPI	S	Opponent	Score		
108	A	Rice	45	53	
111	A	George Mason	53	66	
131	N	Saint Francis (PA)	68	79	
137	H	Cincinnati	33	54	
140	A	William & Mary	58	75	
173	A	Louisiana Tech	45	59	
178	H	Charlotte	60	63	
191	A	Hampton	42	50	
211	H	Richmond	45	54	
214	N	Abilene Christian	60	74	
218	N	Oakland	59	80	
241	A	North Texas	46	63	
292	A	VCU	39	68	
293	A	UTSA	56	64	
293	H	UTSA	69	63	
299	H	FIU	68	60	
301	H	Coppin St.	75	67	
321	H	South Carolina St.	52	35	
335	H	Marshall	69	53	
Team's RPI: 304					
LAST 12 Division I GAMES:					
52	A	Western Ky.	48	62	
299	H	FIU	68	60	
108	A	Rice	45	53	
173	A	Louisiana Tech	45	59	
293	H	UTSA	69	63	
335	H	Marshall	69	53	
191	A	Hampton	42	50	
293	A	UTSA	56	64	
241	A	North Texas	46	63	
178	H	Charlotte	60	63	
71	H	UAB	61	74	
321	H	South Carolina St.	52	35	

Non-Div I Games:

Ol d Domi ni on

■ Loss, ■ Non-Conf, S Site, H Home A Away N Neutral

Ole Miss		Average RPI Win: 211	WON-LOST RECORD	WINNING PCT. RANK	LAST 10 GAMES	STRENGTH OF SCHEDULE	OPP. STRENGTH OF SCHEDULE	TEAM RPI	ADJ. RPI	CONF. RPI	ADJ CONF. RPI
Average RPI Loss: 56											
DIV. I ONLY	11- 13	205	1- 9	38	73	122	122	2	2		
DIV. I NON-CONF.	10- 3	51	1- 0	175	264	80	80	2	2		

TOTALS	RPI 1-25	RPI 26-50	W-L RECORDS	RPI 51-100	RPI 101-999	RPI 201+					
11- 13	0- 8	0- 0	OVERALL	0- 2	11- 3	5- 0					
9- 4	0- 3	0- 0	HOME	0- 0	9- 1	4- 0					
1- 8	0- 0	0- 0	AWAY	0- 0	1- 0	0- 0					
1- 1	0- 0	0- 0	NEUTRAL	0- 1	1- 0	1- 0					
10- 3	0- 1	0- 0	NON-CONFERENCE	0- 1	10- 1	5- 0					
8- 0	0- 0	0- 0	HOME	0- 0	8- 0	4- 0					
1- 2	0- 1	0- 0	AWAY	0- 0	1- 1	0- 0					
1- 1	0- 0	0- 0	NEUTRAL	0- 1	1- 0	1- 0					
1- 10	0- 7	0- 0	CONFERENCE	0- 1	1- 2	0- 0					
1- 4	0- 3	0- 0	HOME	0- 0	1- 1	0- 0					
0- 6	0- 4	0- 0	AWAY	0- 1	0- 1	0- 0					
0- 0	0- 0	0- 0	NEUTRAL	0- 0	0- 0	0- 0					

RPI 1-25				RPI 26-50				RPI 51-100				RPI 101+ Team's RPI: 122			
RPI	S	Opponent	Score	RPI	S	Opponent	Score	RPI	S	Opponent	Score	RPI	S	Opponent	Score
3	A	Mississippi St.	45 76					94	A	Arkansas	72 73	110	H	South Ala.	66 59
3	H	Mississippi St.	49 69					99	N	Saint Louis	64 79	117	H	Middle Tenn.	65 56
8	A	Tennessee	66 75									124	H	Vanderbilt	72 75
10	A	Oregon	46 90									148	A	Portland St.	79 94
15	A	Texas A&M	54 83									163	H	Southern Miss.	68 59
17	H	South Carolina	62 88									170	A	Florida	60 61
19	H	Missouri	48 67									170	H	Florida	78 75
22	A	Georgia	45 69									179	A	Temple	64 48

LAST 12 Division I GAMES:															
15	A	Texas A&M	54 83	19	H	Missouri	48 67								
22	A	Georgia	45 69	3	A	Mississippi St.	45 76								
124	H	Vanderbilt	72 75	170	H	Florida	78 75								
3	H	Mississippi St.	49 69	17	H	South Carolina	62 88								
8	A	Tennessee	66 75	94	A	Arkansas	72 73								
170	A	Florida	60 61	250	H	Texas Southern	73 58								

Non-Div I Games:

Ole Miss

Omaha

Omaha

Non-Div I Games:	Graceland (IA)	96	69	Peru St.	63	47	St. Mary (NE)	81	58
------------------	----------------	----	----	----------	----	----	---------------	----	----

Average RPI Win:	276	WON-LOST	WINNING	LAST 10	STRENGTH OF	OPP. STRENGTH	TEAM	ADJ.	CONF.	ADJ CONF.
Average RPI Loss:	96	RECORD	PCT. RANK	GAMES	SCHEDULE	OF SCHEDULE	RPI	RPI	RPI	RPI
DIV. I ONLY	13- 9	121	5- 4	317	165	198	198	14	14	
DIV. I NON-CONF.	7- 5	132	0- 1	336	194	218	218	17	17	
TOTALS	RPI 1-25	RPI 26-50	W-L RECORDS	RPI 51-100	RPI 101-999	RPI 201+				
13- 9	0- 0	0- 1	OVERALL	0- 4	13- 4	11- 0				
4- 4	0- 0	0- 1	HOME	0- 2	4- 1	3- 0				
5- 5	0- 0	0- 0	AWAY	0- 2	5- 3	4- 0				
4- 0	0- 0	0- 0	NEUTRAL	0- 0	4- 0	4- 0				
7- 5	0- 0	0- 0	NON-CONFERENCE	0- 3	7- 2	6- 0				
1- 1	0- 0	0- 0	HOME	0- 1	1- 0	1- 0				
2- 4	0- 0	0- 0	AWAY	0- 2	2- 2	1- 0				
4- 0	0- 0	0- 0	NEUTRAL	0- 0	4- 0	4- 0				
6- 4	0- 0	0- 1	CONFERENCE	0- 1	6- 2	5- 0				
3- 3	0- 0	0- 1	HOME	0- 1	3- 1	2- 0				
3- 1	0- 0	0- 0	AWAY	0- 0	3- 1	3- 0				
0- 0	0- 0	0- 0	NEUTRAL	0- 0	0- 0	0- 0				

RPI 1-25	RPI 26-50	RPI 51-100	RPI 101+	Team's RPI: 198
RPI S Opponent Score	RPI S Opponent Score	RPI S Opponent Score	RPI S Opponent Score	
	40 H South Dakota St. 70 77	63 A TCU 58 72 72 H South Dakota 68 73 89 A Utah 50 71 94 H Arkansas 66 77	102 A Western Ill. 49 56 102 H Western Ill. 63 85 114 A Missouri St. 66 76 182 A Tulsa 53 41 187 H Denver 90 60 192 A UT Arlington 46 70 230 A Omaha 82 53 261 A UMKC 76 73 270 A North Dakota St. 64 57 270 H North Dakota St. 71 48 276 N Alcorn 76 52 303 N Cal St. Fullerton 60 50 315 A Fort Wayne 73 48 315 H Fort Wayne 66 45 318 H Houston Baptist 78 56 327 N Long Beach St. 64 58 339 N Chicago St. 73 43	
LAST 12 Division I GAMES:				
270 A North Dakota St. 64 57 102 H Western Ill. 63 85 315 H Fort Wayne 66 45 187 H Denver 90 60 72 H South Dakota 68 73 40 H South Dakota St. 70 77	270 H North Dakota St. 71 48 102 A Western Ill. 49 56 315 A Fort Wayne 73 48 230 A Omaha 82 53 89 A Utah 50 71 339 N Chicago St. 73 43			

Non-Div I Games: Okla. Panhandle 88 35 Cent. Christian (KS) 18 47

Oral Roberts

Average RPI Win: 123

Average RPI Loss: 17

WON-LOST
RECORDWINNING
PCT. RANKLAST 10
GAMESSTRENGTH OF
SCHEDULEOPP. STRENGTH
OF SCHEDULETEAM
RPIADJ.
RPICONF.
RPIADJ CONF.
RPIDIV. I ONLY
DIV. I NON-CONF.22- 4
11- 213
228- 2
0- 021
1321
2110
610
65
35
3

TOTALS

RPI 1-25

RPI 26-50

W-L RECORDS

RPI 51-100

RPI 101-999

RPI 201+

22- 4

3- 3

5- 1

OVERALL

3- 0

11- 0

4- 0

14- 1

0- 1

4- 0

HOME

2- 0

8- 0

3- 0

6- 3

2- 2

1- 1

AWAY

1- 0

2- 0

0- 0

2- 0

1- 0

0- 0

NEUTRAL

0- 0

1- 0

1- 0

11- 2

2- 2

1- 0

NON-CONFERENCE

1- 0

7- 0

3- 0

8- 0

0- 0

1- 0

HOME

1- 0

6- 0

2- 0

1- 2

1- 2

0- 0

AWAY

0- 0

0- 0

0- 0

2- 0

1- 0

0- 0

NEUTRAL

0- 0

1- 0

1- 0

11- 2

1- 1

4- 1

CONFERENCE

2- 0

4- 0

1- 0

6- 1

0- 1

3- 0

HOME

1- 0

2- 0

1- 0

5- 1

1- 0

1- 1

AWAY

1- 0

2- 0

0- 0

0- 0

0- 0

0- 0

NEUTRAL

0- 0

0- 0

0- 0

RPI 1-25

Team's RPI: 10

RPI 26-50

RPI 51-100

RPI 101+

RPI	S	Opponent	Score
3	A	Mississippi St.	79 90
4	A	Louisville	61 74
11	A	UCLA	70 61
12	H	Stanford	65 78
15	A	Texas A&M	83 68
15	N	Texas A&M	84 62

RPI	S	Opponent	Score
29	H	Oklahoma	92 74
33	H	Arizona St.	74 64
35	H	California	91 54
46	A	Southern California	70 66
50	A	Oregon St.	79 85
50	H	Oregon St.	75 63

RPI	S	Opponent	Score
86	H	Washington St.	89 56
89	A	Utah	84 68
90	H	Drake	110 77

RPI	S	Opponent	Score
122	H	Ole Miss	90 46
138	A	Colorado	74 55
161	H	Weber St.	114 87
172	A	Washington	76 63
172	H	Washington	94 83
189	H	Eastern Wash.	81 40
191	H	Hampton	87 45
212	H	CSUN	91 43
254	N	Hawaii	85 44
279	H	Arizona	62 44
311	H	Southern Utah	98 38

LAST 12 Division I GAMES:

172	A	Washington	76 63	50	A	Oregon St.	79 85
12	H	Stanford	65 78	33	H	Arizona St.	74 64
35	H	California	91 54	279	H	Arizona	62 44
89	A	Utah	84 68	11	A	UCLA	70 61
138	A	Colorado	74 55	46	A	Southern California	70 66
50	H	Oregon St.	75 63	172	H	Washington	94 83

Non-Div I Games:

Oregon

■ Loss,
 ■ Non-Conf,
 ■ S Site,
 ■ Home
 ■ A Away
 N Neutral

Average RPI Win:	172	WON-LOST	WINNING	LAST 10	STRENGTH OF	OPP. STRENGTH	TEAM	ADJ.	CONF.	ADJ CONF.
Average RPI Loss:	16	RECORD	PCT. RANK	GAMES	SCHEDULE	OF SCHEDULE	RPI	RPI	RPI	RPI
DIV. I ONLY	18- 6	48	7- 3	96	42	50	50	5	5	
DIV. I NON-CONF.	9- 2	34	0- 0	256	152	90	90	3	3	

TOTALS	RPI 1-25	RPI 26-50	W-L RECORDS	RPI 51-100	RPI 101-999	RPI 201+				
18- 6	1- 5	2- 1	OVERALL	4- 0	11- 0	7- 0				
12- 2	1- 2	2- 0	HOME	2- 0	7- 0	5- 0				
4- 4	0- 3	0- 1	AWAY	2- 0	2- 0	1- 0				
2- 0	0- 0	0- 0	NEUTRAL	0- 0	2- 0	1- 0				
9- 2	0- 2	0- 0	NON-CONFERENCE	1- 0	8- 0	6- 0				
6- 1	0- 1	0- 0	HOME	1- 0	5- 0	4- 0				
1- 1	0- 1	0- 0	AWAY	0- 0	1- 0	1- 0				
2- 0	0- 0	0- 0	NEUTRAL	0- 0	2- 0	1- 0				
9- 4	1- 3	2- 1	CONFERENCE	3- 0	3- 0	1- 0				
6- 1	1- 1	2- 0	HOME	1- 0	2- 0	1- 0				
3- 3	0- 2	0- 1	AWAY	2- 0	1- 0	0- 0				
0- 0	0- 0	0- 0	NEUTRAL	0- 0	0- 0	0- 0				

RPI 1-25				RPI 26-50				RPI 51-100				RPI 101+			
RPI	S	Opponent	Score	RPI	S	Opponent	Score	RPI	S	Opponent	Score	RPI	S	Opponent	Score
2	H	Notre Dame	67 72	33	H	Arizona St.	57 54	66	H	UC Davis	61 47	138	A	Colorado	86 71
10	A	Oregon	63 75	35	H	Cal i forn i a	68 48	86	A	Washington St.	63 61	144	H	North Dakota	65 55
10	H	Oregon	85 79	46	A	Southern Cal i forn i a	61 65	86	H	Washington St.	71 53	172	H	Washington	75 63
11	A	UCLA	49 84					89	A	Utah	69 58	186	N	Nevada	89 49
12	H	Stanford	57 60									213	H	UC Santa Barbara	74 49
16	A	Duke	65 72									251	H	San Jose St.	110 62
												279	H	Arizona	88 48
												297	N	Utah St.	94 55
												330	H	Utah Valley	98 41
												334	A	N.C. Central	97 44
												341	H	Savannah St.	84 36

LAST 12 Division I GAMES:															
86	A	Washington St.	63 61	10	H	Oregon	85 79								
35	H	Cal i forn i a	68 48	279	H	Arizona	88 48								
12	H	Stanford	57 60	33	H	Arizona St.	57 54								
138	A	Colorado	86 71	46	A	Southern Cal i forn i a	61 65								
89	A	Utah	69 58	11	A	UCLA	49 84								
10	A	Oregon	63 75	86	H	Washington St.	71 53								

Non-Div I Games:

Oregon St.

Average RPI	Win:	210	WON-LOST	WINNING	LAST 10	STRENGTH OF	OPP. STRENGTH	TEAM	ADJ.	CONF.	ADJ CONF.
Average RPI	Loss:	90	RECORD	PCT. RANK	GAMES	SCHEDULE	OF SCHEDULE	RPI	RPI	RPI	RPI
DIV. I ONLY		11- 12		189	6- 4	69	141	150	150	13	13
DIV. I NON-CONF.		5- 5		170	0- 0	45	149	128	128	11	11

TOTALS	RPI 1-25		RPI 26-50		W-L RECORDS	RPI 51-100		RPI 101-999		RPI 201+	
11- 12	0- 0		1- 4		OVERALL	0- 3		10- 5		8- 0	
8- 6	0- 0		1- 2		HOME	0- 2		7- 2		5- 0	
3- 6	0- 0		0- 2		AWAY	0- 1		3- 3		3- 0	
0- 0	0- 0		0- 0		NEUTRAL	0- 0		0- 0		0- 0	
5- 5	0- 0		1- 2		NON-CONFERENCE	0- 1		4- 2		3- 0	
4- 3	0- 0		1- 1		HOME	0- 1		3- 1		2- 0	
1- 2	0- 0		0- 1		AWAY	0- 0		1- 1		1- 0	
0- 0	0- 0		0- 0		NEUTRAL	0- 0		0- 0		0- 0	
6- 7	0- 0		0- 2		CONFERENCE	0- 2		6- 3		5- 0	
4- 3	0- 0		0- 1		HOME	0- 1		4- 1		3- 0	
2- 4	0- 0		0- 1		AWAY	0- 1		2- 2		2- 0	
0- 0	0- 0		0- 0		NEUTRAL	0- 0		0- 0		0- 0	

RPI	S	Opponent	Score	RPI	S	Opponent	Score	RPI	S	Opponent	Score	RPI	S	Opponent	Score	Team's RPI: 150
32	A	Northern Colo.	55 80	66	H	UC Davis	58 90	109	H	Lamar University	80 75					
35	H	Cal i forni a	85 92	84	A	Saint Mary's (CA)	88 96	123	A	BYU	65 77					
41	A	Gonzaga	66 90	84	H	Saint Mary's (CA)	69 70	123	H	BYU	83 76					
41	H	Gonzaga	72 99					133	H	Brown	57 74					
49	H	UCF	78 74					136	A	Loyol a Marymount	60 75					

LAST 12 Di vi si on I GAMES:																
41	A	Gonzaga	66 90	242	A	Pepperdi ne	85 77									
242	H	Pepperdi ne	84 73	314	H	Portland	91 55									
274	H	Santa Clara	55 37	202	A	San Di ego	81 68									
123	H	BYU	83 76	123	A	BYU	65 77									
162	H	San Franci sco	71 81	84	H	Saint Mary's (CA)	69 70									
84	A	Saint Mary's (CA)	88 96	136	A	Loyol a Marymount	60 75									

Non-Di v I Games: UC Merced 123 59

Paci fi c

Average RPI Win:	196	WON-LOST	WINNING	LAST 10	STRENGTH OF	OPP. STRENGTH	TEAM	ADJ.	CONF.	ADJ CONF.
Average RPI Loss:	96	RECORD	PCT. RANK	GAMES	SCHEDULE	OF SCHEDULE	RPI	RPI	RPI	RPI
DIV. I ONLY	13- 5	56	8- 1	165	101	80	80	9	9	
DIV. I NON-CONF.	8- 4	87	5- 0	237	78	102	102	9	9	

TOTALS	RPI 1-25	RPI 26-50	W-L RECORDS	RPI 51-100	RPI 101-999	RPI 201+				
13- 5	1- 1	0- 1	OVERALL	0- 1	12- 2	5- 1				
5- 2	0- 1	0- 1	HOME	0- 0	5- 0	3- 0				
6- 2	1- 0	0- 0	AWAY	0- 0	5- 2	1- 1				
2- 1	0- 0	0- 0	NEUTRAL	0- 1	2- 0	1- 0				
8- 4	1- 1	0- 0	NON-CONFERENCE	0- 1	7- 2	4- 1				
2- 1	0- 1	0- 0	HOME	0- 0	2- 0	2- 0				
4- 2	1- 0	0- 0	AWAY	0- 0	3- 2	1- 1				
2- 1	0- 0	0- 0	NEUTRAL	0- 1	2- 0	1- 0				
5- 1	0- 0	0- 1	CONFERENCE	0- 0	5- 0	1- 0				
3- 1	0- 0	0- 1	HOME	0- 0	3- 0	1- 0				
2- 0	0- 0	0- 0	AWAY	0- 0	2- 0	0- 0				
0- 0	0- 0	0- 0	NEUTRAL	0- 0	0- 0	0- 0				

RPI 1-25				RPI 26-50				RPI 51-100 Team's RPI: 80				RPI 101+			
RPI	S	Opponent	Score	RPI	S	Opponent	Score	RPI	S	Opponent	Score	RPI	S	Opponent	Score
2	H	Notre Dame	54 66	36	H	Princeton	55 70	67	N	Georgia Tech	55 69	114	N	Missouri St.	65 60
25	A	Villanova	79 77									116	H	Dartmouth	65 47
												118	A	Yale	69 54
												133	A	Brown	88 55
												149	A	Binghamton	72 77
												179	A	Temple	74 59
												188	A	Saint Joseph's	57 50
												196	H	Columbia	70 51
												225	A	La Salle	59 66
												244	H	Lafayette	55 42
												263	H	Cornell	68 48
												292	N	VCU	82 52
												331	H	Rhode Island	84 66
												346	A	NJIT	77 38
LAST 12 Division I GAMES:															
116	H	Dartmouth	65 47	263	H	Cornell	68 48								
118	A	Yale	69 54	36	H	Princeton	55 70								
133	A	Brown	88 55	346	A	NJIT	77 38								
179	A	Temple	74 59	292	N	VCU	82 52								
25	A	Villanova	79 77	331	H	Rhode Island	84 66								
196	H	Columbia	70 51	188	A	Saint Joseph's	57 50								

Non-Div I Games: Gwynedd Mercy 89 25

Penn

Average RPI Win: **156**
 Average RPI Loss: **68**

WON-LOST
RECORD

WINNING
PCT. RANK

LAST 10
GAMES

STRENGTH OF
SCHEDULE

OPP. STRENGTH
OF SCHEDULE

TEAM
RPI

ADJ.
RPI

CONF.
RPI

ADJ CONF.
RPI

DIV. I ONLY	14- 11	137	5- 5	58	49	78	78	3	3
DIV. I NON-CONF.	9- 4	82	0- 0	184	154	87	87	4	4
<hr/>									
TOTALS	RPI 1-25	RPI 26-50	W-L RECORDS	RPI 51-100	RPI 101-999	RPI 201+			
14- 11	1- 4	0- 3	OVERALL	4- 2	9- 2	4- 1			
10- 2	1- 1	0- 1	HOME	4- 0	5- 0	3- 0			
4- 7	0- 3	0- 2	AWAY	0- 1	4- 1	1- 1			
0- 2	0- 0	0- 0	NEUTRAL	0- 1	0- 1	0- 0			
9- 4	0- 0	0- 0	NON-CONFERENCE	2- 2	7- 2	3- 1			
6- 0	0- 0	0- 0	HOME	2- 0	4- 0	2- 0			
3- 2	0- 0	0- 0	AWAY	0- 1	3- 1	1- 1			
0- 2	0- 0	0- 0	NEUTRAL	0- 1	0- 1	0- 0			
5- 7	1- 4	0- 3	CONFERENCE	2- 0	2- 0	1- 0			
4- 2	1- 1	0- 1	HOME	2- 0	1- 0	1- 0			
1- 5	0- 3	0- 2	AWAY	0- 0	1- 0	0- 0			
0- 0	0- 0	0- 0	NEUTRAL	0- 0	0- 0	0- 0			

RPI 1-25				RPI 26-50				RPI 51-100				RPI 101+			
RPI	S	Opponent	Score	RPI	S	Opponent	Score	RPI	S	Opponent	Score	RPI	S	Opponent	Score
5	A	Ohio St.	64 94	34	A	Michigan	69 89	58	H	Drexel	84 70	104	H	Wake Forest	68 58
14	H	Maryland	65 69	42	A	Purdue	73 88	62	H	Michigan St.	74 59	146	A	Pittsburgh	59 48
18	A	Rutgers	65 70	48	H	Minnesota	71 91	65	A	American	66 75	173	N	Louisiana Tech	59 71
18	H	Rutgers	70 67					70	H	Indiana	77 74	184	A	Wisconsin	69 62
20	A	Iowa	76 80					74	H	Fordham	65 60	190	A	Providence	60 51
								85	N	Kansas St.	65 70	197	H	Siena	86 72
												205	H	Illinois	68 59
												243	A	St. Bonaventure	62 65
												252	H	Manhattan	78 46
												294	H	Central Conn. St.	83 66
												335	A	Marshall	80 65
<hr/>															
LAST 12 Division I GAMES:															
20	A	Iowa	76 80	184	A	Wisconsin	69 62	48	H	Minnesota	71 91	18	A	Rutgers	65 70
62	H	Michigan St.	74 59	70	H	Indiana	77 74	14	H	Maryland	65 69	34	A	Michigan	69 89
5	A	Ohio St.	64 94												
42	A	Purdue	73 88												
205	H	Illinois	68 59												
18	H	Rutgers	70 67												

Non-Div I Games:

Penn St.

Average RPI Win:	245	WON-LOST	WINNING	LAST 10	STRENGTH OF	OPP. STRENGTH	TEAM	ADJ.	CONF.	ADJ CONF.
Average RPI Loss:	151	RECORD	PCT. RANK	GAMES	SCHEDULE	OF SCHEDULE	RPI	RPI	RPI	RPI
DIV. I ONLY	8- 15	258	2- 8	162	243	242	242	13	13	
DIV. I NON-CONF.	4- 6	214	0- 0	118	344	195	195	11	11	

TOTALS	RPI 1-25	RPI 26-50	W-L RECORDS	RPI 51-100	RPI 101-999	RPI 201+				
8- 15	0- 0	0- 1	OVERALL	0- 3	8- 11	5- 4				
6- 4	0- 0	0- 0	HOME	0- 0	6- 4	4- 2				
2- 11	0- 0	0- 1	AWAY	0- 3	2- 7	1- 2				
0- 0	0- 0	0- 0	NEUTRAL	0- 0	0- 0	0- 0				
4- 6	0- 0	0- 0	NON-CONFERENCE	0- 2	4- 4	2- 2				
2- 2	0- 0	0- 0	HOME	0- 0	2- 2	1- 2				
2- 4	0- 0	0- 0	AWAY	0- 2	2- 2	1- 0				
0- 0	0- 0	0- 0	NEUTRAL	0- 0	0- 0	0- 0				
4- 9	0- 0	0- 1	CONFERENCE	0- 1	4- 7	3- 2				
4- 2	0- 0	0- 0	HOME	0- 0	4- 2	3- 0				
0- 7	0- 0	0- 1	AWAY	0- 1	0- 5	0- 2				
0- 0	0- 0	0- 0	NEUTRAL	0- 0	0- 0	0- 0				

RPI 1-25	RPI 26-50	RPI 51-100	RPI 101+	Team's RPI: 242
RPI S Opponent Score	RPI S Opponent Score	RPI S Opponent Score	RPI S Opponent Score	RPI S Opponent Score
	41 Gonzaga 51 73	66 UC Davis 64 69	123 BYU 67 73	
		84 Saint Mary's (CA) 62 75	136 Loyola Marymount 60 75	
		89 Utah 65 89	150 Pacific 73 84	
			150 Pacific 77 85	
			161 Weber St. 61 71	
			162 San Francisco 67 68	
			162 San Francisco 95 92	
			165 Idaho St. 80 74	
			176 UC Irvine 74 75	
			186 Nevada 77 72	
			202 San Diego 53 79	
			202 San Diego 66 62	
			206 Seattle U 62 65	
			239 New Mexico St. 64 86	
			274 Santa Clara 50 54	
			274 Santa Clara 56 55	
			314 Portland 83 79	
			327 Long Beach St. 83 71	
			330 Utah Valley 71 44	
LAST 12 Division I GAMES:				
202 San Diego 53 79	150 Pacific 77 85			
150 Pacific 73 84	84 Saint Mary's (CA) 62 75			
314 Portland 83 79	123 BYU 67 73			
274 Santa Clara 50 54	162 San Francisco 67 68			
136 Loyola Marymount 60 75	41 Gonzaga 51 73			
162 San Francisco 95 92	202 San Diego 66 62			

Non-Div I Games:

Pepperdine

Average RPI	Win:	203	WON-LOST	WINNING	LAST 10	STRENGTH OF	OPP. STRENGTH	TEAM	ADJ.	CONF.	ADJ CONF.
Average RPI	Loss:	57	RECORD	PCT. RANK	GAMES	SCHEDULE	OF SCHEDULE	RPI	RPI	RPI	RPI
DIV. I ONLY		10- 14	220	2- 8	45	57	146	146	1	1	
DIV. I NON-CONF.		8- 5	111	1- 0	186	217	168	168	1	1	

TOTALS	RPI 1-25		RPI 26-50		W-L RECORDS		RPI 51-100		RPI 101-999		RPI 201+
10- 14	0- 4		0- 2		OVERALL		1- 6		9- 2		5- 0
8- 8	0- 4		0- 0		HOME		1- 2		7- 2		5- 0
2- 6	0- 0		0- 2		AWAY		0- 4		2- 0		0- 0
0- 0	0- 0		0- 0		NEUTRAL		0- 0		0- 0		0- 0
8- 5	0- 0		0- 0		NON-CONFERENCE		0- 4		8- 1		5- 0
7- 3	0- 0		0- 0		HOME		0- 2		7- 1		5- 0
1- 2	0- 0		0- 0		AWAY		0- 2		1- 0		0- 0
0- 0	0- 0		0- 0		NEUTRAL		0- 0		0- 0		0- 0
2- 9	0- 4		0- 2		CONFERENCE		1- 2		1- 1		0- 0
1- 5	0- 4		0- 0		HOME		1- 0		0- 1		0- 0
1- 4	0- 0		0- 2		AWAY		0- 2		1- 0		0- 0
0- 0	0- 0		0- 0		NEUTRAL		0- 0		0- 0		0- 0

RPI	S	Opponent	Score	RPI	S	Opponent	Score	RPI	S	Opponent	Score	RPI	S	Opponent	Score	Team's RPI: 146
2	H	Notre Dame	53 87	30	A	Virginia	50 62	53	A	West Virginia	52 73	104	H	Wake Forest	49 58	
4	H	Louisville	51 77	37	A	Syracuse	52 70	54	A	Virginia Tech	66 89	132	H	Bucknell	57 39	
6	H	Florida St.	59 66					55	H	Duquesne	53 66	137	A	Cincinnati	66 46	
16	H	Duke	46 58					67	H	Georgia Tech	68 62	139	A	Clemson	58 42	
								74	A	Fordham	55 58	184	H	Wisconsin	57 58	
								78	H	Penn St.	48 59	200	H	Youngstown St.	66 58	
								100	A	North Carolina	67 68	216	H	Arkansas St.	87 47	
												259	H	Towson	81 63	
												263	H	Cornell	51 39	
												282	H	UNCW	74 55	
												339	H	Chicago St.	87 49	

LAST 12 Division I GAMES:																
6	H	Florida St.	59 66	67	H	Georgia Tech	68 62	54	A	Virginia Tech	66 89	100	A	North Carolina	67 68	
139	A	Clemson	58 42	54	A	Virginia Tech	66 89	104	H	Wake Forest	49 58	339	H	Chicago St.	87 49	
16	H	Duke	46 58	30	A	Virginia	50 62									
2	H	Notre Dame	53 87													
37	A	Syracuse	52 70													
4	H	Louisville	51 77													

Non-Div I Games:

Pittsburgh

Average RPI Win: 223	WON-LOST RECORD	WINNING PCT. RANK	LAST 10 GAMES	STRENGTH OF SCHEDULE	OPP. STRENGTH OF SCHEDULE	TEAM RPI	ADJ. RPI	CONF. RPI	ADJ CONF. RPI
Average RPI Loss: 165									
DIV. I ONLY	3- 19	327	1- 9	142	228	314	314	13	13
DIV. I NON-CONF.	2- 7	286	0- 0	245	335	333	333	11	11

TOTALS	RPI 1-25	RPI 26-50	W-L RECORDS	RPI 51-100	RPI 101-999	RPI 201+			
3- 19	0- 0	0- 2	OVERALL	1- 0	2- 17	2- 5			
3- 10	0- 0	0- 1	HOME	1- 0	2- 9	2- 2			
0- 9	0- 0	0- 1	AWAY	0- 0	0- 8	0- 3			
0- 0	0- 0	0- 0	NEUTRAL	0- 0	0- 0	0- 0			
2- 7	0- 0	0- 0	NON-CONFERENCE	0- 0	2- 7	2- 1			
2- 4	0- 0	0- 0	HOME	0- 0	2- 4	2- 0			
0- 3	0- 0	0- 0	AWAY	0- 0	0- 3	0- 1			
0- 0	0- 0	0- 0	NEUTRAL	0- 0	0- 0	0- 0			
1- 12	0- 0	0- 2	CONFERENCE	1- 0	0- 10	0- 4			
1- 6	0- 0	0- 1	HOME	1- 0	0- 5	0- 2			
0- 6	0- 0	0- 1	AWAY	0- 0	0- 5	0- 2			
0- 0	0- 0	0- 0	NEUTRAL	0- 0	0- 0	0- 0			

RPI S Opponent	Score	RPI S Opponent	Score	RPI S Opponent	Score	RPI S Opponent	Score	Team's RPI: 314
41 A Gonzaga	36 75	41 H Gonzaga	56 70	84 H Saint Mary's (CA)	68 65	123 H BYU	58 72	
						131 H Saint Francis (PA)	101 106	
						136 A Loyola Marymount	55 76	
						136 H Loyola Marymount	60 63	
						148 H Portland St.	71 77	
						150 A Paci fic	55 91	
						161 H Weber St.	70 91	
						162 A San Franci sco	75 84	
						162 H San Franci sco	63 76	
						172 A Washington	67 93	
						174 H Boise St.	47 73	
						176 A UC Irvi ne	52 63	
						202 A San Di ego	52 59	
						202 H San Di ego	60 75	
						242 A Pepperdi ne	79 83	
						254 H Hawai i	76 47	
						274 H Santa Clara	43 50	
						303 A Cal St. Fullerton	61 66	
						330 H Utah Valley	71 64	

LAST 12 Division I GAMES:								
162 H San Franci sco	63 76	202 H San Di ego	60 75					
136 A Loyola Marymount	55 76	150 A Paci fic	55 91					
242 A Pepperdi ne	79 83	41 H Gonzaga	56 70					
84 H Saint Mary's (CA)	68 65	274 H Santa Clara	43 50					
41 A Gonzaga	36 75	202 A San Di ego	52 59					
136 H Loyola Marymount	60 63	162 A San Franci sco	75 84					

Non-Div I Games: Willamette 72 52 Warner Paci fic 95 59

Portland

Average RPI Win: 223	WON-LOST RECORD	WINNING PCT. RANK	LAST 10 GAMES	STRENGTH OF SCHEDULE	OPP. STRENGTH OF SCHEDULE	TEAM RPI	ADJ. RPI	CONF. RPI	ADJ CONF. RPI
Average RPI Loss: 148									
DIV. I ONLY	10- 10	169	5- 5	168	214	148	148	19	19
DIV. I NON-CONF.	4- 5	202	1- 0	129	147	98	98	14	14

TOTALS	RPI 1-25	RPI 26-50	W-L RECORDS	RPI 51-100	RPI 101-999	RPI 201+			
10- 10	0- 0	0- 1	OVERALL	0- 2	10- 7	6- 2			
5- 2	0- 0	0- 0	HOME	0- 0	5- 2	2- 0			
5- 8	0- 0	0- 1	AWAY	0- 2	5- 5	4- 2			
0- 0	0- 0	0- 0	NEUTRAL	0- 0	0- 0	0- 0			
4- 5	0- 0	0- 1	NON-CONFERENCE	0- 2	4- 2	2- 1			
1- 0	0- 0	0- 0	HOME	0- 0	1- 0	0- 0			
3- 5	0- 0	0- 1	AWAY	0- 2	3- 2	2- 1			
0- 0	0- 0	0- 0	NEUTRAL	0- 0	0- 0	0- 0			
6- 5	0- 0	0- 0	CONFERENCE	0- 0	6- 5	4- 1			
4- 2	0- 0	0- 0	HOME	0- 0	4- 2	2- 0			
2- 3	0- 0	0- 0	AWAY	0- 0	2- 3	2- 1			
0- 0	0- 0	0- 0	NEUTRAL	0- 0	0- 0	0- 0			

RPI 1-25	RPI 26-50	RPI 51-100	RPI 101+	Team's RPI: 148
RPI S Opponent Score	RPI S Opponent Score	RPI S Opponent Score	RPI S Opponent Score	
	41 A Gonzaga 52 91	66 A UC Davis 67 79	122 H Ole Miss 94 79	
		91 A UNLV 80 88	152 A Idaho 60 61	
			152 H Idaho 90 101	
			161 H Weber St. 77 64	
			165 H Idaho St. 59 88	
			176 A UC Irvine 82 72	
			186 A Nevada 55 67	
			189 A Eastern Wash. 57 64	
			189 H Eastern Wash. 75 60	
			206 A Seattle U 77 91	
			227 A Montana 53 69	
			227 H Montana 70 53	
			231 A Montana St. 69 60	
			251 A San Jose St. 90 78	
			280 A Sacramento St. 81 72	
			280 H Sacramento St. 74 73	
			314 A Portland 77 71	
LAST 12 Division I GAMES:				
	227 H Montana 70 53	227 A Montana 53 69		
	189 A Eastern Wash. 57 64	231 A Montana St. 69 60		
	152 A Idaho 60 61	152 H Idaho 90 101		
	280 A Sacramento St. 81 72	189 H Eastern Wash. 75 60		
	161 H Weber St. 77 64	280 H Sacramento St. 74 73		
	165 H Idaho St. 59 88	122 H Ole Miss 94 79		

Non-Div I Games: Northwest (WA) 63 60 Multnomah 95 32

Portland St.

Average RPI Win:	276	WON-LOST	WINNING	LAST 10	STRENGTH OF	OPP. STRENGTH	TEAM	ADJ.	CONF.	ADJ CONF.
Average RPI Loss:	201	RECORD	PCT. RANK	GAMES	SCHEDULE	OF SCHEDULE	RPI	RPI	RPI	RPI
DIV. I ONLY	6- 13	273	6- 4	201	347	264	264	32	32	
DIV. I NON-CONF.	0- 9	337	0- 2	46	308	290	290	32	32	

TOTALS	RPI 1-25	RPI 26-50	W-L RECORDS	RPI 51-100	RPI 101-999	RPI 201+				
6- 13	0- 1	0- 0	OVERALL	0- 0	6- 12	5- 7				
4- 2	0- 0	0- 0	HOME	0- 0	4- 2	3- 1				
2- 10	0- 1	0- 0	AWAY	0- 0	2- 9	2- 5				
0- 1	0- 0	0- 0	NEUTRAL	0- 0	0- 1	0- 1				
0- 9	0- 1	0- 0	NON-CONFERENCE	0- 0	0- 8	0- 3				
0- 1	0- 0	0- 0	HOME	0- 0	0- 1	0- 0				
0- 7	0- 1	0- 0	AWAY	0- 0	0- 6	0- 2				
0- 1	0- 0	0- 0	NEUTRAL	0- 0	0- 1	0- 1				
6- 4	0- 0	0- 0	CONFERENCE	0- 0	6- 4	5- 4				
4- 1	0- 0	0- 0	HOME	0- 0	4- 1	3- 1				
2- 3	0- 0	0- 0	AWAY	0- 0	2- 3	2- 3				
0- 0	0- 0	0- 0	NEUTRAL	0- 0	0- 0	0- 0				

RPI 1-25				RPI 26-50				RPI 51-100				RPI 101+ Team's RPI: 264			
RPI	S	Opponent	Score	RPI	S	Opponent	Score	RPI	S	Opponent	Score	RPI	S	Opponent	Score
15	A	Texas A&M	70 98									108	H	Rice	68 88
												121	A	Colorado St.	59 71
												127	A	Bethune-Cookman	52 77
												139	A	Clemson	58 64
												147	A	Texas St.	57 84
												167	H	Southern U.	69 62
												226	A	Texas Tech	60 89
												246	A	Grambling	79 81
												250	A	Texas Southern	61 56
												250	H	Texas Southern	65 48
												260	N	A&M-Corpus Christi	62 72
												276	H	Alcorn	72 73
												306	A	Jackson St.	61 70
												308	A	Alabama A&M	55 48
												317	A	Alabama St.	68 70
												324	A	UTRGV	62 78
												337	H	Ark.-Pine Bluff	64 52
												342	H	Mississippi Val.	78 73

LAST 12 Division I GAMES:															
250	H	Texas Southern	65 48	246	A	Grambling	79 81								
308	A	Alabama A&M	55 48	250	A	Texas Southern	61 56								
317	A	Alabama St.	68 70	167	H	Southern U.	69 62								
342	H	Mississippi Val.	78 73	276	H	Alcorn	72 73								
337	H	Ark.-Pine Bluff	64 52	108	H	Rice	68 88								
306	A	Jackson St.	61 70	121	A	Colorado St.	59 71								

Non-Div I Games: Texas-Tyler 99 56 Arlington Baptist 116 73

Prairie View

Average RPI Win:	276	WON-LOST	WINNING	LAST 10	STRENGTH OF	OPP. STRENGTH	TEAM	ADJ.	CONF.	ADJ CONF.
Average RPI Loss:	159	RECORD	PCT. RANK	GAMES	SCHEDULE	OF SCHEDULE	RPI	RPI	RPI	RPI
DIV. I ONLY	8- 14	250	5- 5	241	266	254	254	27	27	
DIV. I NON-CONF.	3- 8	268	1- 0	146	183	241	241	28	28	
TOTALS	RPI 1-25	RPI 26-50	W-L RECORDS	RPI 51-100	RPI 101-999	RPI 201+				
8- 14	0- 2	0- 0	OVERALL	0- 5	8- 7	7- 5				
5- 4	0- 0	0- 0	HOME	0- 1	5- 3	4- 3				
3- 10	0- 0	0- 0	AWAY	0- 1	3- 1	3- 0				
0- 0	0- 0	0- 0	NEUTRAL	0- 0	0- 0	0- 0				
3- 8	0- 2	0- 0	NON-CONFERENCE	0- 3	3- 3	2- 3				
2- 2	0- 0	0- 0	HOME	0- 0	2- 2	1- 2				
1- 6	0- 2	0- 0	AWAY	0- 3	1- 1	1- 1				
0- 0	0- 0	0- 0	NEUTRAL	0- 0	0- 0	0- 0				
5- 6	0- 0	0- 0	CONFERENCE	0- 2	5- 4	5- 2				
3- 2	0- 0	0- 0	HOME	0- 1	3- 1	3- 1				
2- 4	0- 0	0- 0	AWAY	0- 1	2- 3	2- 1				
0- 0	0- 0	0- 0	NEUTRAL	0- 0	0- 0	0- 0				

RPI	S	Opponent	Score	RPI	S	Opponent	Score	RPI	S	Opponent	Score	RPI	S	Opponent	Score	Team's RPI: 254
11	A	UCLA	40 76					69	A	Belmont	48 90	159	A	Radford	55 93	
16	A	Duke	45 79					87	A	Chattanooga	51 71	160	A	High Point	55 81	
								96	A	Liberty	55 63	185	H	Furman	76 75	
								96	H	Liberty	64 76	217	H	Gardner-Webb	72 69	
								100	A	North Carolina	56 91	234	H	UNCG	57 64	
												245	H	Campbell	65 59	
												247	A	UNC Asheville	76 74	
												258	A	San Diego St.	50 77	
												286	H	Kennesaw St.	51 60	
												296	A	USC Upstate	83 69	
												302	H	Charleston So.	61 64	
												334	H	N.C. Central	69 60	
												340	A	Winthrop	64 58	
												340	H	Winthrop	78 45	
												349	A	Longwood	56 66	
LAST 12 Division I GAMES:																
340	A	Winthrop	64 58	217	H	Gardner-Webb	72 69									
96	A	Liberty	55 63	245	H	Campbell	65 59									
302	H	Charleston So.	61 64	160	A	High Point	55 81									
247	A	UNC Asheville	76 74	349	A	Longwood	56 66									
340	H	Winthrop	78 45	96	H	Liberty	64 76									
159	A	Radford	55 93	185	H	Furman	76 75									

Non-Div I Games:

Presbyterian

Average RPI Loss: 57

DIV. I ONLY	15- 4	36	9- 1	85	93	36	36	9	9
DIV. I NON-CONF.	10- 3	51	5- 1	102	51	45	45	9	9
TOTALS	RPI 1-25	RPI 26-50	W-L RECORDS	RPI 51-100	RPI 101-999	RPI 201+			
15- 4	0- 2	0- 0	OVERALL	5- 1	10- 1	4- 0			
6- 2	0- 1	0- 0	HOME	2- 1	4- 0	2- 0			
7- 2	0- 1	0- 0	AWAY	2- 0	5- 1	2- 0			
2- 0	0- 0	0- 0	NEUTRAL	1- 0	1- 0	0- 0			
10- 3	0- 2	0- 0	NON-CONFERENCE	3- 1	7- 0	3- 0			
3- 2	0- 1	0- 0	HOME	1- 1	2- 0	1- 0			
5- 1	0- 1	0- 0	AWAY	1- 0	4- 0	2- 0			
2- 0	0- 0	0- 0	NEUTRAL	1- 0	1- 0	0- 0			
5- 1	0- 0	0- 0	CONFERENCE	2- 0	3- 1	1- 0			
3- 0	0- 0	0- 0	HOME	1- 0	2- 0	1- 0			
2- 1	0- 0	0- 0	AWAY	1- 0	1- 1	0- 0			
0- 0	0- 0	0- 0	NEUTRAL	0- 0	0- 0	0- 0			

RPI 1-25				
RPI	S	Opponent	Score	
18	A	Rutgers	50	70
25	H	Villanova	59	62

RPI 26-50				
RPI	S	Opponent	Score	

Team's RPI : 36				
RPI	S	Opponent	Score	

RPI 51-100				
RPI	S	Opponent	Score	
61	A	Quinnipiac	60	46
67	H	Georgia Tech	56	67
73	H	Harvard	80	47
80	A	Penn	70	55
87	N	Chattanooga	59	49
93	H	George Washington	72	52

RPI 101+				
RPI	S	Opponent	Score	
105	A	Seton Hall I	85	83
118	A	Yale	59	73
119	H	Delaware	78	60
133	A	Brown	77	62
156	A	Davidson	63	57
188	N	Saint Joseph's	63	54
196	H	Columbia	69	47
244	A	Lafayette	53	45
263	H	Cornell I	75	54
323	A	Wagner	58	37
326	H	UMBC	77	40

LAST 12 Division I GAMES:									
73	H	Harvard	80	47	326	H	UMBC	77	40
133	A	Brown	77	62	87	N	Chattanooga	59	49
118	A	Yale	59	73	188	N	Saint Joseph's	63	54
263	H	Cornell I	75	54	323	A	Wagner	58	37
196	H	Columbia	69	47	18	A	Rutgers	50	70
80	A	Penn	70	55	61	A	Quinnipiac	60	46

Non-Div I Games:

Princeton

Average RPI Win:	168	WON-LOST	WINNING	LAST 10	STRENGTH OF	OPP. STRENGTH	TEAM	ADJ.	CONF.	ADJ CONF.
Average RPI Loss:	99	RECORD	PCT. RANK	GAMES	SCHEDULE	OF SCHEDULE	RPI	RPI	RPI	RPI
DIV. I ONLY	9- 16	253	1- 9	117	66	190	190	6	6	
DIV. I NON-CONF.	7- 5	132	0- 0	267	182	187	187	6	6	

TOTALS	RPI 1-25	RPI 26-50	W-L RECORDS	RPI 51-100	RPI 101-999	RPI 201+				
9- 16	0- 3	0- 3	OVERALL	3- 2	6- 8	2- 2				
3- 8	0- 2	0- 1	HOME	1- 1	2- 4	1- 0				
3- 8	0- 1	0- 2	AWAY	1- 1	2- 4	0- 2				
3- 0	0- 0	0- 0	NEUTRAL	1- 0	2- 0	1- 0				
7- 5	0- 0	0- 0	NON-CONFERENCE	1- 2	6- 3	2- 1				
2- 3	0- 0	0- 0	HOME	0- 1	2- 2	1- 0				
2- 2	0- 0	0- 0	AWAY	0- 1	2- 1	0- 1				
3- 0	0- 0	0- 0	NEUTRAL	1- 0	2- 0	1- 0				
2- 11	0- 3	0- 3	CONFERENCE	2- 0	0- 5	0- 1				
1- 5	0- 2	0- 1	HOME	1- 0	0- 2	0- 0				
1- 6	0- 1	0- 2	AWAY	1- 0	0- 3	0- 1				
0- 0	0- 0	0- 0	NEUTRAL	0- 0	0- 0	0- 0				

RPI 1-25				RPI 26-50				RPI 51-100				RPI 101+				Team's RPI: 190
RPI	S	Opponent	Score	RPI	S	Opponent	Score	RPI	S	Opponent	Score	RPI	S	Opponent	Score	
24	A	DePaul	47 81	31	A	Marquette	61 94	60	A	St. John's (NY)	49 44	101	A	Butler	57 68	
24	H	DePaul	48 71	31	H	Marquette	60 77	60	H	St. John's (NY)	70 68	105	A	Seton Hall	56 65	
25	H	Villanova	55 63	39	A	Creighton	56 73	61	A	Quinnipiac	36 62	105	H	Seton Hall	56 65	
								78	H	Penn St.	51 60	118	A	Yale	55 51	
								98	N	Wright St.	74 69	120	H	Georgetown	43 75	
												133	H	Brown	59 64	
												135	A	Northeastern	98 95	
												169	N	Stetson	56 45	
												196	H	Columbia	64 73	
												199	H	Boston College	63 55	
												214	A	Xavier	59 68	
												291	A	Sacred Heart	75 78	
												331	H	Rhode Island	65 41	
												341	N	Savannah St.	78 48	

LAST 12 Division I GAMES:																
24	A	DePaul	47 81	39	A	Creighton	56 73									
31	A	Marquette	61 94	31	H	Marquette	60 77									
60	H	St. John's (NY)	70 68	24	H	DePaul	48 71									
105	H	Seton Hall	56 65	105	A	Seton Hall	56 65									
101	A	Butler	57 68	60	A	St. John's (NY)	49 44									
214	A	Xavier	59 68	25	H	Villanova	55 63									

Non-Div I Games:

Providence

Average RPI Win: 133

Average RPI Loss: 58

WON-LOST
RECORDWINNING
PCT. RANKLAST 10
GAMESSTRENGTH OF
SCHEDULEOPP. STRENGTH
OF SCHEDULETEAM
RPIADJ.
RPICONF.
RPIADJ CONF.
RPIDIV. I ONLY
DIV. I NON-CONF.16- 9
9- 598
997- 3
1- 022
2860
12142
5442
543
43
4

TOTALS

RPI 1-25

RPI 26-50

W-L RECORDS

RPI 51-100

RPI 101-999

RPI 201+

16- 9

2- 1

2- 3

OVERALL

3- 5

9- 0

3- 0

10- 3

1- 0

0- 2

HOME

3- 1

6- 0

1- 0

5- 5

1- 1

2- 0

AWAY

0- 4

2- 0

2- 0

1- 1

0- 0

0- 1

NEUTRAL

0- 0

1- 0

0- 0

9- 5

0- 0

1- 2

NON-CONFERENCE

2- 3

6- 0

2- 0

6- 2

0- 0

0- 1

HOME

2- 1

4- 0

1- 0

2- 2

0- 0

1- 0

AWAY

0- 2

1- 0

1- 0

1- 1

0- 0

0- 1

NEUTRAL

0- 0

1- 0

0- 0

7- 4

2- 1

1- 1

CONFERENCE

1- 2

3- 0

1- 0

4- 1

1- 0

0- 1

HOME

1- 0

2- 0

0- 0

3- 3

1- 1

1- 0

AWAY

0- 2

1- 0

1- 0

0- 0

0- 0

0- 0

NEUTRAL

0- 0

0- 0

0- 0

RPI 1-25

RPI 26-50

Team's RPI: 42

RPI 51-100

RPI 101+

RPI	S	Opponent	Score
18	A	Rutgers	50 58
18	H	Rutgers	47 33
20	A	Iowa	76 70

RPI	S	Opponent	Score
26	A	Central Mich.	79 69
34	A	Michigan	81 79
45	H	Ball St.	60 66
46	N	Southern California	46 58
48	H	Minnesota	74 78

RPI	S	Opponent	Score
59	A	Nebraska	51 75
67	A	Georgia Tech	55 68
70	A	Indiana	54 72
78	H	Penn St.	88 73
79	H	Ohio	71 77
84	H	Saint Mary's (CA)	70 60
88	H	Miami (OH)	75 66
89	A	Utah	68 81

RPI	S	Opponent	Score
109	H	Lamar University	79 64
166	N	Marist	61 47
183	H	Northwestern	63 60
184	H	Wisconsin	57 35
189	H	Eastern Wash.	65 40
201	H	UT Martin	60 58
205	A	Illinois	73 54
254	A	Hawaii	79 67
290	H	Valparaiso	95 49

LAST 12 Division I GAMES:

48	H	Minnesota	74 78	20	A	Iowa	76 70
205	A	Illinois	73 54	18	H	Rutgers	47 33
34	A	Michigan	81 79	70	A	Indiana	54 72
78	H	Penn St.	88 73	184	H	Wisconsin	57 35
59	A	Nebraska	51 75	18	A	Rutgers	50 58
183	H	Northwestern	63 60	84	H	Saint Mary's (CA)	70 60

Non-Div I Games:

Purdue

Loss,
Non-Conf,
S Site,
H Home
A Away
N Neutral

Average RPI	Win: 223	WON-LOST	WINNING	LAST 10	STRENGTH OF	OPP. STRENGTH	TEAM	ADJ.	CONF.	ADJ CONF.
Average RPI	Loss: 28	RECORD	PCT. RANK	GAMES	SCHEDULE	OF SCHEDULE	RPI	RPI	RPI	RPI
DIV. I ONLY	20- 5	28	10- 0	156	157	61	61	28	28	
DIV. I NON-CONF.	6- 5	153	0- 0	6	7	23	23	26	26	
TOTALS	RPI 1-25	RPI 26-50	W-L RECORDS	RPI 51-100	RPI 101-999	RPI 201+				
20- 5	0- 3	3- 1	OVERALL	0- 1	17- 0	13- 0				
11- 1	0- 0	2- 1	HOME	0- 0	9- 0	6- 0				
9- 3	0- 2	1- 0	AWAY	0- 1	8- 0	7- 0				
0- 1	0- 1	0- 0	NEUTRAL	0- 0	0- 0	0- 0				
6- 5	0- 3	3- 1	NON-CONFERENCE	0- 1	3- 0	1- 0				
3- 1	0- 0	2- 1	HOME	0- 0	1- 0	0- 0				
3- 3	0- 2	1- 0	AWAY	0- 1	2- 0	1- 0				
0- 1	0- 1	0- 0	NEUTRAL	0- 0	0- 0	0- 0				
14- 0	0- 0	0- 0	CONFERENCE	0- 0	14- 0	12- 0				
8- 0	0- 0	0- 0	HOME	0- 0	8- 0	6- 0				
6- 0	0- 0	0- 0	AWAY	0- 0	6- 0	6- 0				
0- 0	0- 0	0- 0	NEUTRAL	0- 0	0- 0	0- 0				

RPI	S	Opponent	Score	RPI	S	Opponent	Score	RPI	S	Opponent	Score	RPI	S	Opponent	Score
5	A	Ohio St.	63 95	26	A	Central Mich.	84 70	62	A	Michigan St.	55 74	166	H	Marist	62 56
19	N	Missouri	51 66	32	H	Northern Colo.	60 49					190	H	Providence	62 36
20	A	Iowa	67 83	36	H	Princeton	46 60					191	A	Hampton	64 58
				47	H	Dayton	72 66					197	H	Siena	68 54
LAST 12 Division I GAMES:															
285	H	Canisius	64 39	300	A	Monmouth	76 55					211	A	Richmond	81 65
338	H	Iona	90 47	269	H	Rider	73 66					237	A	Niagara	84 55
256	A	Fairfield	58 39	345	H	Saint Peter's	86 39					237	H	Niagara	77 61
237	A	Niagara	84 55	166	H	Marist	62 56					252	A	Manhattan	80 64
285	A	Canisius	84 55	338	A	Iona	74 38					256	A	Fairfield	58 39
256	H	Fairfield	77 45	237	H	Niagara	77 61					256	H	Fairfield	77 45
												269	H	Rider	73 66
												285	A	Canisius	84 55
												285	H	Canisius	64 39
												300	A	Monmouth	76 55
												338	A	Iona	74 38
												338	H	Iona	90 47
												345	H	Saint Peter's	86 39

Non-Div I Games:

Qui nni pi ac

Average RPI Win:	264	WON-LOST	WINNING	LAST 10	STRENGTH OF	OPP. STRENGTH	TEAM	ADJ.	CONF.	ADJ CONF.
Average RPI Loss:	154	RECORD	PCT. RANK	GAMES	SCHEDULE	OF SCHEDULE	RPI	RPI	RPI	RPI
DIV. I ONLY	14- 7	76	7- 3	311	271	159	159	27	27	
DIV. I NON-CONF.	6- 4	122	0- 0	314	155	183	183	28	28	

TOTALS	RPI 1-25	RPI 26-50	W-L RECORDS	RPI 51-100	RPI 101-999	RPI 201+				
14- 7	0- 0	0- 0	OVERALL	0- 4	14- 3	13- 3				
7- 1	0- 0	0- 0	HOME	0- 0	7- 1	6- 1				
5- 5	0- 0	0- 0	AWAY	0- 0	5- 2	5- 2				
2- 1	0- 0	0- 0	NEUTRAL	0- 1	2- 0	2- 0				
6- 4	0- 0	0- 0	NON-CONFERENCE	0- 3	6- 1	6- 1				
3- 0	0- 0	0- 0	HOME	0- 0	3- 0	3- 0				
1- 3	0- 0	0- 0	AWAY	0- 2	1- 1	1- 1				
2- 1	0- 0	0- 0	NEUTRAL	0- 1	2- 0	2- 0				
8- 3	0- 0	0- 0	CONFERENCE	0- 1	8- 2	7- 2				
4- 1	0- 0	0- 0	HOME	0- 0	4- 1	3- 1				
4- 2	0- 0	0- 0	AWAY	0- 1	4- 1	4- 1				
0- 0	0- 0	0- 0	NEUTRAL	0- 0	0- 0	0- 0				

RPI 1-25				RPI 26-50				RPI 51-100				RPI 101+				Team's RPI: 159
RPI	S	Opponent	Score	RPI	S	Opponent	Score	RPI	S	Opponent	Score	RPI	S	Opponent	Score	
								53	N	West Virginia	55 75	160	H	High Point	50 47	
								54	A	Virginia Tech	42 68	214	N	Abilene Christian	71 65	
								96	A	Liberty	56 61	217	A	Gardner-Webb	53 69	
								100	A	North Carolina	46 79	217	H	Gardner-Webb	66 46	
												234	H	UNCG	56 53	
												245	A	Campbell	51 50	
												247	A	UNC Asheville	64 48	
												247	H	UNC Asheville	56 67	
												254	H	Presbyterian	93 55	
												259	N	Towson	69 66	
												268	H	Appalachian St.	61 40	
												292	H	VCU	79 62	
												302	A	Charleston So.	61 56	
												309	A	Tennessee Tech	60 41	
												310	A	Western Caro.	27 39	
												340	H	Winthrop	78 52	
												349	A	Longwood	52 33	

LAST 12 Division I GAMES:																
				247	A	UNC Asheville	64 48	349	A	Longwood	52 33					
				217	H	Gardner-Webb	66 46	302	A	Charleston So.	61 56					
				245	A	Campbell	51 50	247	H	UNC Asheville	56 67					
				96	A	Liberty	56 61	217	A	Gardner-Webb	53 69					
				160	H	High Point	50 47	340	H	Winthrop	78 52					
				254	H	Presbyterian	93 55	259	N	Towson	69 66					

Non-Div I Games: UVa-Wise 75 43

Radford

Average RPI Win:	276	WON-LOST	WINNING	LAST 10	STRENGTH OF	OPP. STRENGTH	TEAM	ADJ.	CONF.	ADJ CONF.
Average RPI Loss:	163	RECORD	PCT. RANK	GAMES	SCHEDULE	OF SCHEDULE	RPI	RPI	RPI	RPI
DIV. I ONLY	3- 21	332	1- 9	231	168	331	331	12	12	
DIV. I NON-CONF.	2- 10	300	0- 0	224	252	316	316	10	10	

TOTALS	RPI 1-25	RPI 26-50	W-L RECORDS	RPI 51-100	RPI 101-999	RPI 201+				
3- 21	0- 0	0- 2	OVERALL	0- 4	3- 15	3- 7				
3- 7	0- 0	0- 1	HOME	0- 0	3- 6	3- 4				
0- 13	0- 0	0- 1	AWAY	0- 4	0- 8	0- 2				
0- 1	0- 0	0- 0	NEUTRAL	0- 0	0- 1	0- 1				
2- 10	0- 0	0- 1	NON-CONFERENCE	0- 2	2- 7	2- 3				
2- 2	0- 0	0- 1	HOME	0- 0	2- 1	2- 1				
0- 7	0- 0	0- 0	AWAY	0- 2	0- 5	0- 1				
0- 1	0- 0	0- 0	NEUTRAL	0- 0	0- 1	0- 1				
1- 11	0- 0	0- 1	CONFERENCE	0- 2	1- 8	1- 4				
1- 5	0- 0	0- 0	HOME	0- 0	1- 5	1- 3				
0- 6	0- 0	0- 1	AWAY	0- 2	0- 3	0- 1				
0- 0	0- 0	0- 0	NEUTRAL	0- 0	0- 0	0- 0				

RPI 1-25				RPI 26-50				RPI 51-100				RPI 101+				Team's RPI: 331
RPI	S	Opponent	Score	RPI	S	Opponent	Score	RPI	S	Opponent	Score	RPI	S	Opponent	Score	
47	A	Dayton	58 116	48	H	Minnesota	60 82	62	A	Michigan St.	38 82	74	A	Fordham	64 76	
								80	A	Penn	66 84	93	A	George Washington	52 65	
												111	H	George Mason	53 92	
												116	A	Dartmouth	54 70	
												156	A	Davison	67 77	
												156	H	Davison	67 79	
												166	A	Marist	42 64	
												171	A	Samford	37 67	
												188	A	Saint Joseph's	46 64	
												190	A	Providence	41 65	
												203	A	Jacksonville St.	53 63	
												211	H	Richmond	53 74	
												225	H	La Salle	72 63	
												236	H	Holy Cross	63 69	
												243	A	St. Bonaventure	70 81	
												256	H	Fairfield	62 47	
												284	N	Bryant	52 58	
												288	H	Massachusetts	59 61	
												292	H	VCU	49 61	
												347	H	UMass Lowell	81 64	
LAST 12 Division I GAMES:																
188	A	Saint Joseph's	46 64	74	A	Fordham	64 76	243	A	St. Bonaventure	70 81	111	H	George Mason	53 92	
156	H	Davison	67 79	288	H	Massachusetts	59 61	292	H	VCU	49 61	156	A	Davison	67 77	
93	A	George Washington	52 65	225	H	La Salle	72 63	47	A	Dayton	58 116	211	H	Richmond	53 74	

Non-Div I Games: Southern Conn. St. 57 62

Rhode Island

Average RPI Win:	249	WON-LOST	WINNING	LAST 10	STRENGTH OF	OPP. STRENGTH	TEAM	ADJ.	CONF.	ADJ CONF.
Average RPI Loss:	160	RECORD	PCT. RANK	GAMES	SCHEDULE	OF SCHEDULE	RPI	RPI	RPI	RPI
DIV. I ONLY	17- 4	27	8- 2	332	202	108	108	18	18	
DIV. I NON-CONF.	10- 2	33	3- 0	339	242	132	132	19	19	

TOTALS	RPI 1-25	RPI 26-50	W-L RECORDS	RPI 51-100	RPI 101-999	RPI 201+				
17- 4	0- 1	0- 0	OVERALL	0- 0	17- 3	11- 1				
9- 0	0- 0	0- 0	HOME	0- 0	9- 0	5- 0				
8- 4	0- 1	0- 0	AWAY	0- 0	8- 3	6- 1				
0- 0	0- 0	0- 0	NEUTRAL	0- 0	0- 0	0- 0				
10- 2	0- 1	0- 0	NON-CONFERENCE	0- 0	10- 1	8- 0				
5- 0	0- 0	0- 0	HOME	0- 0	5- 0	3- 0				
5- 2	0- 1	0- 0	AWAY	0- 0	5- 1	5- 0				
0- 0	0- 0	0- 0	NEUTRAL	0- 0	0- 0	0- 0				
7- 2	0- 0	0- 0	CONFERENCE	0- 0	7- 2	3- 1				
4- 0	0- 0	0- 0	HOME	0- 0	4- 0	2- 0				
3- 2	0- 0	0- 0	AWAY	0- 0	3- 2	1- 1				
0- 0	0- 0	0- 0	NEUTRAL	0- 0	0- 0	0- 0				

RPI 1-25				RPI 26-50				RPI 51-100				RPI 101+				Team's RPI: 108
RPI	S	Opponent	Score	RPI	S	Opponent	Score	RPI	S	Opponent	Score	RPI	S	Opponent	Score	
15	A	Texas A&M	76 82									112	H	Little Rock	58 51	
												125	H	UTEP	56 42	
												151	A	Kansas	65 73	
												163	H	Southern Miss.	62 56	
												173	A	Louisiana Tech	55 75	
												178	A	Charlotte	62 55	
												193	A	Fla. Atlantic	67 53	
												196	H	Columbia	67 44	
												241	A	North Texas	50 49	
												260	A	A&M-Corpus Christi	67 56	
												264	A	Prairie View	88 68	
												271	A	Grand Canyon	69 59	
												293	H	UTSA	83 52	
												299	A	FIU	58 68	
												304	H	Old Dominion	53 45	
												316	H	Incarnate Word	60 43	
												318	H	Houston Baptist	67 45	
												328	A	Northern Ariz.	88 83	
												332	A	Sam Houston St.	79 50	
												336	H	La.-Monroe	63 47	

LAST 12 Division I GAMES:																
173	A	Louisiana Tech	55 75	193	A	Fla. Atlantic	67 53									
163	H	Southern Miss.	62 56	293	H	UTSA	83 52									
304	H	Old Dominion	53 45	241	A	North Texas	50 49									
125	H	UTEP	56 42	196	H	Columbia	67 44									
178	A	Charlotte	62 55	264	A	Prairie View	88 68									
299	A	FIU	58 68	260	A	A&M-Corpus Christi	67 56									

Non-Div I Games:

Rice

Average RPI Win:	271	WON-LOST	WINNING	LAST 10	STRENGTH OF	OPP. STRENGTH	TEAM	ADJ.	CONF.	ADJ CONF.
Average RPI Loss:	112	RECORD	PCT. RANK	GAMES	SCHEDULE	OF SCHEDULE	RPI	RPI	RPI	RPI
DIV. I ONLY	9- 15	242	3- 7	135	213	211	211	12	12	
DIV. I NON-CONF.	5- 8	220	0- 1	153	269	206	206	10	10	

TOTALS	RPI 1-25	RPI 26-50	W-L RECORDS	RPI 51-100	RPI 101-999	RPI 201+				
9- 15	0- 0	0- 1	OVERALL	0- 6	9- 8	8- 0				
1- 9	0- 0	0- 1	HOME	0- 5	1- 3	1- 0				
7- 3	0- 0	0- 0	AWAY	0- 0	7- 0	6- 0				
1- 3	0- 0	0- 0	NEUTRAL	0- 1	1- 2	1- 0				
5- 8	0- 0	0- 0	NON-CONFERENCE	0- 3	5- 5	4- 0				
0- 4	0- 0	0- 0	HOME	0- 2	0- 2	0- 0				
4- 1	0- 0	0- 0	AWAY	0- 0	4- 1	3- 0				
1- 3	0- 0	0- 0	NEUTRAL	0- 1	1- 2	1- 0				
4- 7	0- 0	0- 1	CONFERENCE	0- 3	4- 3	4- 0				
1- 5	0- 0	0- 1	HOME	0- 3	1- 1	1- 0				
3- 2	0- 0	0- 0	AWAY	0- 0	3- 2	3- 0				
0- 0	0- 0	0- 0	NEUTRAL	0- 0	0- 0	0- 0				

RPI 1-25				RPI 26-50				RPI 51-100				RPI 101+				Team's RPI: 211	
RPI	S	Opponent	Score	RPI	S	Opponent	Score	RPI	S	Opponent	Score	RPI	S	Opponent	Score		
				47	H	Dayton	59 66										
								55	H	Duquesne	70 78	104	H	Wake Forest	81 85		
								61	H	Quinnipiac	65 81	111	A	George Mason	56 77		
								74	H	Fordham	38 43	127	N	Bethune-Cookman	50 63		
								83	H	Navy	56 76	140	H	William & Mary	64 78		
								98	N	Wright St.	69 85	156	H	Davidson	65 68		
								99	H	Saint Louis	61 79	169	A	Stetson	67 72		
												170	N	Florida	80 87		
												188	A	Saint Joseph's	72 81		
												196	A	Columbia	85 79		
												209	A	East Carolina	65 64		
												225	H	La Salle	77 51		
												256	A	Fairfield	72 67		
												288	A	Massachusetts	51 39		
												292	A	VCU	77 68		
												304	A	Old Dominion	54 45		
												331	A	Rhode Island	74 53		
												341	N	Savannah St.	100 63		
LAST 12 Division I GAMES:																	
				55	H	Duquesne	70 78	156	H	Davidson	65 68						
				288	A	Massachusetts	51 39	188	A	Saint Joseph's	72 81						
				292	A	VCU	77 68	225	H	La Salle	77 51						
				47	H	Dayton	59 66	99	H	Saint Louis	61 79						
				74	H	Fordham	38 43	331	A	Rhode Island	74 53						
				111	A	George Mason	56 77	127	N	Bethune-Cookman	50 63						

Non-Div I Games:

Richmond

R
i
d
e
rR
i
d
e
r

Ri der

Average RPI Win:	259	WON-LOST	WINNING	LAST 10	STRENGTH OF	OPP. STRENGTH	TEAM	ADJ.	CONF.	ADJ CONF.
Average RPI Loss:	137	RECORD	PCT. RANK	GAMES	SCHEDULE	OF SCHEDULE	RPI	RPI	RPI	RPI
DIV. I ONLY	15- 5	48	9- 1	321	255	153	153	29	29	
DIV. I NON-CONF.	6- 4	122	0- 1	322	135	221	221	29	29	

TOTALS	RPI 1-25	RPI 26-50	W-L RECORDS	RPI 51-100	RPI 101-999	RPI 201+				
15- 5	0- 0	0- 0	OVERALL	0- 1	15- 4	12- 0				
8- 2	0- 0	0- 0	HOME	0- 0	8- 2	6- 0				
7- 2	0- 0	0- 0	AWAY	0- 1	7- 1	6- 0				
0- 1	0- 0	0- 0	NEUTRAL	0- 0	0- 1	0- 0				
6- 4	0- 0	0- 0	NON-CONFERENCE	0- 1	6- 3	4- 0				
3- 2	0- 0	0- 0	HOME	0- 0	3- 2	2- 0				
3- 1	0- 0	0- 0	AWAY	0- 1	3- 0	2- 0				
0- 1	0- 0	0- 0	NEUTRAL	0- 0	0- 1	0- 0				
9- 1	0- 0	0- 0	CONFERENCE	0- 0	9- 1	8- 0				
5- 0	0- 0	0- 0	HOME	0- 0	5- 0	4- 0				
4- 1	0- 0	0- 0	AWAY	0- 0	4- 1	4- 0				
0- 0	0- 0	0- 0	NEUTRAL	0- 0	0- 0	0- 0				

RPI 1-25				RPI 26-50				RPI 51-100				RPI 101+ Team's RPI: 153					
RPI	S	Opponent	Score	RPI	S	Opponent	Score	RPI	S	Opponent	Score	RPI	S	Opponent	Score		
								62	A	Michigan St.	58	100	131	A	Saint Francis (PA)	47	68
												131	H	Saint Francis (PA)	63	62	
												134	H	Kent St.	31	46	
												154	A	Cal Poly	66	50	
												162	N	San Francisco	45	57	
												194	H	Bowling Green	62	64	
												200	H	Youngstown St.	84	52	
												232	A	Northern Ky.	59	50	
												244	H	Lafayette	63	42	
												267	A	Fairleigh Dickinson	77	68	
												275	H	St. Francis Brooklyn	59	36	
												277	H	LIU Brooklyn	60	53	
												283	A	Mt. St. Mary's	77	68	
												284	H	Bryant	72	49	
												291	A	Sacred Heart	91	57	
												294	H	Central Conn. St.	66	47	
												300	H	Monmouth	56	38	
												323	A	Wagner	58	52	
												329	A	Delaware St.	65	42	
LAST 12 Division I GAMES:																	
131	A	Saint Francis (PA)	47	68	275	H	St. Francis Brooklyn	59	36								
294	H	Central Conn. St.	66	47	277	H	LIU Brooklyn	60	53								
284	H	Bryant	72	49	291	A	Sacred Heart	91	57								
283	A	Mt. St. Mary's	77	68	267	A	Fairleigh Dickinson	77	68								
323	A	Wagner	58	52	134	H	Kent St.	31	46								
131	H	Saint Francis (PA)	63	62	244	H	Lafayette	63	42								

Non-Div I Games: Clarion 67 60

Robert Morris

Average RPI Win:	101	WON-LOST	WINNING	LAST 10	STRENGTH OF	OPP. STRENGTH	TEAM	ADJ.	CONF.	ADJ CONF.
Average RPI Loss:	46	RECORD	PCT. RANK	GAMES	SCHEDULE	OF SCHEDULE	RPI	RPI	RPI	RPI
DIV. I ONLY	18- 8	71	4- 6	8	22	18	18	3	3	
DIV. I NON-CONF.	12- 2	21	0- 0	21	31	11	11	4	4	

TOTALS	RPI 1-25	RPI 26-50	W-L RECORDS	RPI 51-100	RPI 101-999	RPI 201+				
18- 8	1- 3	5- 1	OVERALL	4- 4	8- 0	2- 0				
13- 1	1- 0	5- 0	HOME	2- 1	5- 0	2- 0				
4- 5	0- 2	0- 1	AWAY	2- 2	2- 0	0- 0				
1- 2	0- 1	0- 0	NEUTRAL	0- 1	1- 0	0- 0				
12- 2	1- 1	2- 0	NON-CONFERENCE	2- 1	7- 0	1- 0				
8- 0	1- 0	2- 0	HOME	1- 0	4- 0	1- 0				
3- 0	0- 0	0- 0	AWAY	1- 0	2- 0	0- 0				
1- 2	0- 1	0- 0	NEUTRAL	0- 1	1- 0	0- 0				
6- 6	0- 2	3- 1	CONFERENCE	2- 3	1- 0	1- 0				
5- 1	0- 0	3- 0	HOME	1- 1	1- 0	1- 0				
1- 5	0- 2	0- 1	AWAY	1- 2	0- 0	0- 0				
0- 0	0- 0	0- 0	NEUTRAL	0- 0	0- 0	0- 0				

RPI	S	Opponent	Score	RPI	S	Opponent	Score	RPI	S	Opponent	Score	RPI	S	Opponent	Score
5	A	Ohio St.	68 90	30	H	Virginia	52 43	51	H	Houston	75 57	104	H	Wake Forest	65 51
14	A	Maryland	60 88	34	H	Michigan	63 56	59	H	Nebraska	42 52	105	H	Seton Hall	70 45
17	N	South Carolina	68 78	36	H	Princeton	70 50	62	A	Michigan St.	61 58	107	N	Western Mich.	75 64
21	H	NC State	57 53	42	A	Purdue	33 47	70	A	Indiana	58 64	178	A	Charlotte	77 54
				42	H	Purdue	58 50	75	A	James Madison	76 63	179	A	Temple	84 67
				48	H	Minnesota	80 70	78	A	Penn St.	67 70	197	H	Siena	59 47
								78	H	Penn St.	70 65	205	H	Illinois	76 37
								86	N	Washington St.	60 63	267	H	Fairleigh Dickinson	101 35
LAST 12 Division I GAMES:															
5	A	Ohio St.	68 90	48	H	Minnesota	80 70								
34	H	Michigan	63 56	42	A	Purdue	33 47								
14	A	Maryland	60 88	78	H	Penn St.	70 65								
70	A	Indiana	58 64	205	H	Illinois	76 37								
59	H	Nebraska	42 52	62	A	Michigan St.	61 58								
78	A	Penn St.	67 70	42	H	Purdue	58 50								

Non-Div I Games:

Rutgers

Average RPI Win:	258	WON-LOST	WINNING	LAST 10	STRENGTH OF	OPP. STRENGTH	TEAM	ADJ.	CONF.	ADJ CONF.
Average RPI Loss:	163	RECORD	PCT. RANK	GAMES	SCHEDULE	OF SCHEDULE	RPI	RPI	RPI	RPI
DIV. I ONLY	14- 4	39	9- 1	329	295	126	126	25	25	
DIV. I NON-CONF.	4- 3	143	0- 0	259	317	157	157	25	25	

TOTALS	RPI 1-25	RPI 26-50	W-L RECORDS	RPI 51-100	RPI 101-999	RPI 201+				
14- 4	0- 0	0- 0	OVERALL	1- 1	13- 3	12- 2				
8- 0	0- 0	0- 0	HOME	1- 0	7- 0	6- 0				
4- 4	0- 0	0- 0	AWAY	0- 1	4- 3	4- 2				
2- 0	0- 0	0- 0	NEUTRAL	0- 0	2- 0	2- 0				
4- 3	0- 0	0- 0	NON-CONFERENCE	1- 1	3- 2	3- 2				
2- 0	0- 0	0- 0	HOME	1- 0	1- 0	1- 0				
0- 3	0- 0	0- 0	AWAY	0- 1	0- 2	0- 2				
2- 0	0- 0	0- 0	NEUTRAL	0- 0	2- 0	2- 0				
10- 1	0- 0	0- 0	CONFERENCE	0- 0	10- 1	9- 0				
6- 0	0- 0	0- 0	HOME	0- 0	6- 0	5- 0				
4- 1	0- 0	0- 0	AWAY	0- 0	4- 1	4- 0				
0- 0	0- 0	0- 0	NEUTRAL	0- 0	0- 0	0- 0				

S

F

A

RPI 1-25				RPI 26-50				RPI 51-100				RPI 101+				Team's RPI: 126
RPI	S	Opponent	Score	RPI	S	Opponent	Score	RPI	S	Opponent	Score	RPI	S	Opponent	Score	
								72	H	South Dakota	77 55	109	A	Lamar University	65	79
								85	A	Kansas St.	49 74	129	H	Central Ark.	59	46
												214	H	Abilene Christian	66	55
												224	A	New Orleans	74	67
												227	A	Montana	52	60
												231	A	Montana St.	54	59
												248	A	Nicholls St.	86	73
												262	H	McNeese	73	58
												276	N	Alcorn	83	79
												289	H	Southeastern La.	79	67
												301	H	Coppin St.	72	59
												316	H	Incarinate Word	60	49
												317	N	Alabama St.	77	50
												318	A	Houston Baptist	76	54
												320	A	Northwestern St.	70	62
												332	H	Sam Houston St.	75	53
LAST 12 Division I GAMES:																
262	H	McNeese	73 58	316	H	Incarinate Word	60 49									
109	A	Lamar University	65 79	224	A	New Orleans	74 67									
318	A	Houston Baptist	76 54	320	A	Northwestern St.	70 62									
332	H	Sam Houston St.	75 53	248	A	Nicholls St.	86 73									
129	H	Central Ark.	59 46	289	H	Southeastern La.	79 67									
214	H	Abilene Christian	66 55	231	A	Montana St.	54 59									

S

F

A

Non-Div I Games: Howard Payne 105 35 Central Baptist 97 34 Tex. A&M-Commerce 83 61 Cent. Christian (KS) 105 32 SFA

SMU				Through Games Of Feb. 9, 2018																
Average RPI Win:		210	WON-LOST		WINNING		LAST 10		STRENGTH OF		OPP. STRENGTH		TEAM		ADJ.		CONF.		ADJ CONF.	
Average RPI Loss:		115	RECORD		PCT. RANK		GAMES		SCHEDULE		OF SCHEDULE		RPI		RPI		RPI		RPI	
DIV. I ONLY			9- 15		242		3- 7		104		106		210		210		8		8	
DIV. I NON-CONF.			6- 7		184		0- 1		132		174		169		169		7		7	
TOTALS		RPI 1-25		RPI 26-50		W-L RECORDS		RPI 51-100		RPI 101-999		RPI 201+								
9- 15		0- 1		0- 3		OVERALL		0- 3		9- 8		6- 2								
8- 4		0- 0		0- 1		HOME		0- 2		8- 1		5- 0								
0- 11		0- 1		0- 2		AWAY		0- 1		0- 7		0- 2								
1- 0		0- 0		0- 0		NEUTRAL		0- 0		1- 0		1- 0								
6- 7		0- 1		0- 1		NON-CONFERENCE		0- 1		6- 4		5- 1								
5- 1		0- 0		0- 0		HOME		0- 1		5- 0		4- 0								
0- 6		0- 1		0- 1		AWAY		0- 0		0- 4		0- 1								
1- 0		0- 0		0- 0		NEUTRAL		0- 0		1- 0		1- 0								
3- 8		0- 0		0- 2		CONFERENCE		0- 2		3- 4		1- 1								
3- 3		0- 0		0- 1		HOME		0- 1		3- 1		1- 0								
0- 5		0- 0		0- 1		AWAY		0- 1		0- 3		0- 1								
0- 0		0- 0		0- 0		NEUTRAL		0- 0		0- 0		0- 0								

RPI 1-25				RPI 26-50				RPI 51-100				RPI 101+				Team's RPI : 210	
RPI	S	Opponent	Score	RPI	S	Opponent	Score	RPI	S	Opponent	Score	RPI	S	Opponent	Score		
15	A	Texas A&M	57 79	29	A	Oklahoma	75 87	51	A	Houston	56 60	103	A	Alabama	44 59		
				49	A	UCF	43 58	51	H	Houston	75 85	136	H	Loyola Marymount	63 60		
				49	H	UCF	42 60	63	H	TCU	58 64	137	H	Cincinnati	40 58		
												168	A	Wichita St.	43 66		
												179	A	Temple	52 55		
												179	H	Temple	60 56		
												182	H	Tulsa	74 70		
												186	A	Nevada	72 80		
												192	A	UT Arlington	55 58		
												209	A	East Carolina	47 76		
												209	H	East Carolina	65 51		
												214	H	Abilene Christian	65 44		
												229	H	CSU Bakersfield	41 29		
												233	N	UC Riverside	73 51		
												241	A	North Texas	40 47		
												248	H	Nicholls St.	68 61		
												262	H	McNeese	65 59		
LAST 12 Division I GAMES:																	
				182	H	Tulsa	74 70					168	A	Wichita St.	43 66		
				209	A	East Carolina	47 76					209	H	East Carolina	65 51		
				179	H	Temple	60 56					179	A	Temple	52 55		
				51	A	Houston	56 60					49	H	UCF	42 60		
				137	H	Cincinnati	40 58					51	H	Houston	75 85		
				49	A	UCF	43 58					15	A	Texas A&M	57 79		

Non-Div I Games:

SMU

Average RPI Win:	205	WON-LOST	WINNING	LAST 10	STRENGTH OF	OPP. STRENGTH	TEAM	ADJ.	CONF.	ADJ CONF.
Average RPI Loss:	144	RECORD	PCT. RANK	GAMES	SCHEDULE	OF SCHEDULE	RPI	RPI	RPI	RPI
DIV. I ONLY	3- 18	322	2- 8	87	205	280	280	19	19	
DIV. I NON-CONF.	1- 9	318	0- 1	65	72	244	244	14	14	

TOTALS	RPI 1-25	RPI 26-50	W-L RECORDS	RPI 51-100	RPI 101-999	RPI 201+				
3- 18	0- 0	0- 2	OVERALL	0- 2	3- 14	2- 3				
2- 4	0- 0	0- 0	HOME	0- 0	2- 4	1- 0				
0- 12	0- 0	0- 1	AWAY	0- 2	0- 9	0- 3				
1- 2	0- 0	0- 1	NEUTRAL	0- 0	1- 1	1- 0				
1- 9	0- 0	0- 2	NON-CONFERENCE	0- 2	1- 5	1- 1				
0- 0	0- 0	0- 0	HOME	0- 0	0- 0	0- 0				
0- 7	0- 0	0- 1	AWAY	0- 2	0- 4	0- 1				
1- 2	0- 0	0- 1	NEUTRAL	0- 0	1- 1	1- 0				
2- 9	0- 0	0- 0	CONFERENCE	0- 0	2- 9	1- 2				
2- 4	0- 0	0- 0	HOME	0- 0	2- 4	1- 0				
0- 5	0- 0	0- 0	AWAY	0- 0	0- 5	0- 2				
0- 0	0- 0	0- 0	NEUTRAL	0- 0	0- 0	0- 0				

RPI 1-25				RPI 26-50				RPI 51-100				RPI 101+ Team's RPI: 280			
RPI	S	Opponent	Score	RPI	S	Opponent	Score	RPI	S	Opponent	Score	RPI	S	Opponent	Score
				33	A	Arizona St.	58 106	53	A	West Virginia	47 101	106	A	Kentucky	70 101
				43	N	Miami (FL)	56 82	66	A	UC Davis	72 79	128	N	Northern Ill.	75 84
												148	A	Portland St.	73 74
												148	H	Portland St.	72 81
												152	A	Idaho	66 101
												152	H	Idaho	79 64
												161	H	Weber St.	56 78
												162	A	San Francisco	76 90
												165	H	Idaho St.	71 85
												186	A	Nevada	68 95
												189	A	Eastern Wash.	76 83
												189	H	Eastern Wash.	72 83
												204	A	Morehead St.	71 75
												227	A	Montana	59 68
												231	A	Montana St.	50 85
												231	H	Montana St.	88 77
												233	N	UC Riverside	99 72

LAST 12 Division I GAMES:															
				231	H	Montana St.	88 77	231	A	Montana St.	50 85				
				152	A	Idaho	66 101	227	A	Montana	59 68				
				189	A	Eastern Wash.	76 83	189	H	Eastern Wash.	72 83				
				148	H	Portland St.	72 81	152	H	Idaho	79 64				
				165	H	Idaho St.	71 85	148	A	Portland St.	73 74				
				161	H	Weber St.	56 78	128	N	Northern Ill.	75 84				

Non-Div I Games: Antelope Valley 95 62

Sacramento St.

Average RPI Win:	261	WON-LOST	WINNING	LAST 10	STRENGTH OF	OPP. STRENGTH	TEAM	ADJ.	CONF.	ADJ CONF.
Average RPI Loss:	207	RECORD	PCT. RANK	GAMES	SCHEDULE	OF SCHEDULE	RPI	RPI	RPI	RPI
DIV. I ONLY	7- 15	268	3- 7	307	301	291	291	29	29	
DIV. I NON-CONF.	4- 7	226	0- 1	207	277	248	248	29	29	

TOTALS	RPI 1-25	RPI 26-50	W-L RECORDS	RPI 51-100	RPI 101-999	RPI 201+				
7- 15	0- 1	0- 0	OVERALL	0- 1	7- 13	5- 8				
3- 6	0- 0	0- 0	HOME	0- 0	3- 6	1- 3				
4- 9	0- 1	0- 0	AWAY	0- 1	4- 7	4- 5				
0- 0	0- 0	0- 0	NEUTRAL	0- 0	0- 0	0- 0				
4- 7	0- 1	0- 0	NON-CONFERENCE	0- 1	4- 5	2- 2				
3- 2	0- 0	0- 0	HOME	0- 0	3- 2	1- 1				
1- 5	0- 1	0- 0	AWAY	0- 1	1- 3	1- 1				
0- 0	0- 0	0- 0	NEUTRAL	0- 0	0- 0	0- 0				
3- 8	0- 0	0- 0	CONFERENCE	0- 0	3- 8	3- 6				
0- 4	0- 0	0- 0	HOME	0- 0	0- 4	0- 2				
3- 4	0- 0	0- 0	AWAY	0- 0	3- 4	3- 4				
0- 0	0- 0	0- 0	NEUTRAL	0- 0	0- 0	0- 0				

RPI 1-25				RPI 26-50				RPI 51-100				RPI 101+				Team's RPI: 291
RPI	S	Opponent	Score	RPI	S	Opponent	Score	RPI	S	Opponent	Score	RPI	S	Opponent	Score	
6	A	Florida St.	52 101					73	A	Harvard	62 70	131	H	Saint Francis (PA)	48 89	
												133	A	Brown	77 102	
												153	H	Robert Morris	57 91	
												157	H	Lehigh	65 55	
												180	H	New Hampshire	47 74	
												190	H	Providence	78 75	
												197	A	Siena	57 62	
												240	H	Hofstra	81 86	
												252	H	Manhattan	65 61	
												267	A	Fairleigh Dickinson	59 69	
												275	A	St. Francis Brooklyn	48 63	
												277	A	LIU Brooklyn	50 46	
												283	A	Mt. St. Mary's	82 52	
												284	A	Bryant	56 60	
												284	H	Bryant	73 81	
												294	A	Central Conn. St.	59 69	
												294	H	Central Conn. St.	71 73	
												300	A	Monmouth	64 69	
												323	A	Wagner	72 55	
												343	A	Florida A&M	73 68	
LAST 12 Division I GAMES:																
284	A	Bryant	56 60	294	A	Central Conn. St.	59 69									
294	H	Central Conn. St.	71 73	323	A	Wagner	72 55									
275	A	St. Francis Brooklyn	48 63	283	A	Mt. St. Mary's	82 52									
277	A	LIU Brooklyn	50 46	153	H	Robert Morris	57 91									
267	A	Fairleigh Dickinson	59 69	131	H	Saint Francis (PA)	48 89									
284	H	Bryant	73 81	180	H	New Hampshire	47 74									

Non-Div I Games:

Sacred Heart

■ Loss,
 ■ Non-Conf,
 ■ S Site,
 ■ Home
 ■ A Away
 N Neutral

Average RPI Win:	262	WON-LOST	WINNING	LAST 10	STRENGTH OF	OPP. STRENGTH	TEAM	ADJ.	CONF.	ADJ CONF.
Average RPI Loss:	131	RECORD	PCT. RANK	GAMES	SCHEDULE	OF SCHEDULE	RPI	RPI	RPI	RPI
DIV. I ONLY	13- 8	109	9- 1	214	288	131	131	29	29	
DIV. I NON-CONF.	4- 7	226	1- 1	180	159	192	192	29	29	

TOTALS	RPI 1-25	RPI 26-50	W-L RECORDS	RPI 51-100	RPI 101-999	RPI 201+				
13- 8	0- 0	0- 1	OVERALL	0- 2	13- 5	10- 1				
7- 1	0- 0	0- 0	HOME	0- 0	7- 1	5- 0				
5- 6	0- 0	0- 1	AWAY	0- 2	5- 2	4- 0				
1- 1	0- 0	0- 0	NEUTRAL	0- 0	1- 1	1- 1				
4- 7	0- 0	0- 1	NON-CONFERENCE	0- 2	4- 4	2- 1				
1- 1	0- 0	0- 0	HOME	0- 0	1- 1	0- 0				
2- 5	0- 0	0- 1	AWAY	0- 2	2- 2	1- 0				
1- 1	0- 0	0- 0	NEUTRAL	0- 0	1- 1	1- 1				
9- 1	0- 0	0- 0	CONFERENCE	0- 0	9- 1	8- 0				
6- 0	0- 0	0- 0	HOME	0- 0	6- 0	5- 0				
3- 1	0- 0	0- 0	AWAY	0- 0	3- 1	3- 0				
0- 0	0- 0	0- 0	NEUTRAL	0- 0	0- 0	0- 0				

RPI 1-25				RPI 26-50				RPI 51-100				RPI 101+				Team's RPI: 131
RPI	S	Opponent	Score	RPI	S	Opponent	Score	RPI	S	Opponent	Score	RPI	S	Opponent	Score	
				41	A	Gonzaga	74 97	55	A	Duquesne	68 87	137	A	Cincinnati	77 73	
								64	A	Toledo	66 74	140	H	William & Mary	86 92	
												153	A	Robert Morris	62 63	
												153	H	Robert Morris	68 47	
												174	A	Boise St.	59 87	
												196	A	Columbia	81 94	
												200	H	Youngstown St.	79 65	
												222	N	Southeast Mo. St.	50 82	
												267	A	Fairleigh Dickinson	80 56	
												275	H	St. Francis Brooklyn	90 75	
												277	H	LIU Brooklyn	101 71	
												283	H	Mt. St. Mary's	92 88	
												284	H	Bryant	87 69	
												291	A	Sacred Heart	89 48	
												294	H	Central Conn. St.	87 59	
												304	N	Old Dominion	79 68	
												314	A	Portland	106 101	
												323	A	Wagner	79 76	

LAST 12 Division I GAMES:																
				153	H	Robert Morris	68 47	277	H	LIU Brooklyn	101 71					
				284	H	Bryant	87 69	275	H	St. Francis Brooklyn	90 75					
				294	H	Central Conn. St.	87 59	267	A	Fairleigh Dickinson	80 56					
				323	A	Wagner	79 76	291	A	Sacred Heart	89 48					
				283	H	Mt. St. Mary's	92 88	174	A	Boise St.	59 87					
				153	A	Robert Morris	62 63	314	A	Portland	106 101					

Non-Div I Games: Seton Hill 103 71

Saint Francis (PA)

Average RPI Win:	248	WON-LOST	WINNING	LAST 10	STRENGTH OF	OPP. STRENGTH	TEAM	ADJ.	CONF.	ADJ CONF.
Average RPI Loss:	118	RECORD	PCT. RANK	GAMES	SCHEDULE	OF SCHEDULE	RPI	RPI	RPI	RPI
DIV. I ONLY	11- 12	189	5- 5	197	167	188	188	12	12	
DIV. I NON-CONF.	5- 7	212	0- 1	144	172	166	166	10	10	

TOTALS	RPI 1-25	RPI 26-50	W-L RECORDS	RPI 51-100	RPI 101-999	RPI 201+				
11- 12	0- 1	0- 2	OVERALL	1- 4	10- 5	9- 2				
5- 5	0- 0	0- 1	HOME	0- 3	5- 1	5- 0				
6- 6	0- 1	0- 0	AWAY	1- 1	5- 4	4- 2				
0- 1	0- 0	0- 1	NEUTRAL	0- 0	0- 0	0- 0				
5- 7	0- 1	0- 1	NON-CONFERENCE	1- 2	4- 3	3- 1				
2- 2	0- 0	0- 0	HOME	0- 2	2- 0	2- 0				
3- 4	0- 1	0- 0	AWAY	1- 0	2- 3	1- 1				
0- 1	0- 0	0- 1	NEUTRAL	0- 0	0- 0	0- 0				
6- 5	0- 0	0- 1	CONFERENCE	0- 2	6- 2	6- 1				
3- 3	0- 0	0- 1	HOME	0- 1	3- 1	3- 0				
3- 2	0- 0	0- 0	AWAY	0- 1	3- 1	3- 1				
0- 0	0- 0	0- 0	NEUTRAL	0- 0	0- 0	0- 0				

RPI 1-25				RPI 26-50				RPI 51-100				RPI 101+ Team's RPI: 188			
RPI	S	Opponent	Score	RPI	S	Opponent	Score	RPI	S	Opponent	Score	RPI	S	Opponent	Score
25	A	Villanova	44 79	36	N	Princeton	54 63	55	H	Duquesne	42 61	111	H	George Mason	57 65
				47	H	Dayton	59 65	58	H	Drexel	58 65	132	A	Bucknell	77 53
								75	A	James Madison	73 66	170	A	Florida	51 71
								80	H	Penn	50 57	179	A	Temple	66 69
								99	A	Saint Louis	73 96	211	H	Richmond	81 72
												225	A	La Salle	75 64
												237	A	Niagara	93 69
												243	A	St. Bonaventure	70 64
												259	A	Towson	66 90
												288	A	Massachusetts	84 79
												292	A	VCU	54 56
												292	H	VCU	79 41
												331	H	Rhode Island	64 46
												344	H	Eastern Ill.	80 62
												345	H	Saint Peter's	87 58

LAST 12 Division I GAMES:															
331	H	Rhode Island	64 46	288	A	Massachusetts	84 79	211	H	Richmond	81 72	47	H	Dayton	59 65
111	H	George Mason	57 65	243	A	St. Bonaventure	70 64	292	H	VCU	79 41	170	A	Florida	51 71
292	A	VCU	54 56	55	H	Duquesne	42 61								
225	A	La Salle	75 64	99	A	Saint Louis	73 96								

Non-Div I Games:

Saint Joseph's

Average RPI Win:	179	WON-LOST	WINNING	LAST 10	STRENGTH OF	OPP. STRENGTH	TEAM	ADJ.	CONF.	ADJ CONF.
Average RPI Loss:	93	RECORD	PCT. RANK	GAMES	SCHEDULE	OF SCHEDULE	RPI	RPI	RPI	RPI
DIV. I ONLY	13- 11	150	6- 4	90	94	99	99	12	12	
DIV. I NON-CONF.	6- 7	184	1- 0	106	35	138	138	10	10	

TOTALS	RPI 1-25	RPI 26-50	W-L RECORDS	RPI 51-100	RPI 101-999	RPI 201+				
13- 11	0- 2	0- 2	OVERALL	2- 2	11- 5	5- 1				
8- 2	0- 0	0- 0	HOME	1- 0	7- 2	3- 0				
3- 8	0- 1	0- 1	AWAY	1- 1	2- 1	2- 0				
2- 1	0- 0	0- 1	NEUTRAL	0- 0	2- 0	0- 0				
6- 7	0- 2	0- 1	NON-CONFERENCE	0- 1	6- 3	2- 0				
3- 2	0- 0	0- 0	HOME	0- 0	3- 2	1- 0				
1- 4	0- 2	0- 0	AWAY	0- 1	1- 1	1- 0				
2- 1	0- 0	0- 1	NEUTRAL	0- 0	2- 0	0- 0				
7- 4	0- 0	0- 1	CONFERENCE	2- 1	5- 2	3- 1				
5- 0	0- 0	0- 0	HOME	1- 0	4- 0	2- 0				
2- 4	0- 0	0- 1	AWAY	1- 1	1- 2	1- 1				
0- 0	0- 0	0- 0	NEUTRAL	0- 0	0- 0	0- 0				

RPI 1-25				RPI 26-50				RPI 51-100				RPI 101+			
RPI	S	Opponent	Score	RPI	S	Opponent	Score	RPI	S	Opponent	Score	RPI	S	Opponent	Score
19	A	Missouri	58 70	27	N	LSU	59 71	74	A	Fordham	63 66	111	A	George Mason	72 81
24	A	DePaul	78 86	47	A	Dayton	76 101	74	H	Fordham	91 85	112	H	Little Rock	48 45
								86	A	Washington St.	63 85	122	N	Ole Miss	79 64
								93	A	George Washington	72 69	124	H	Vanderbilt	69 74
												130	N	Cleveland St.	80 64
												136	H	Loyola Marymount	60 62
												145	A	SIUE	72 79
												156	H	Davidson	88 72
												182	H	Tulsa	77 66
												188	H	Saint Joseph's	96 73
												211	A	Richmond	79 61
												225	A	La Salle	76 87
												243	H	St. Bonaventure	78 55
												265	A	Indiana St.	60 59
												266	H	Lipscomb	101 57
												288	H	Massachusetts	64 63

LAST 12 Division I GAMES:															
225	A	La Salle	76 87	288	H	Massachusetts	64 63	47	A	Dayton	76 101	74	A	Fordham	63 66
156	H	Davidson	88 72	74	H	Fordham	91 85	211	A	Richmond	79 61	243	H	St. Bonaventure	78 55
93	A	George Washington	72 69	111	A	George Mason	72 81	182	H	Tulsa	77 66				
188	H	Saint Joseph's	96 73												

Non-Div I Games:

Saint Louis

Average RPI	Win:	173	WON-LOST	WINNING	LAST 10	STRENGTH OF	OPP. STRENGTH	TEAM	ADJ.	CONF.	ADJ CONF.
Average RPI	Loss:	109	RECORD	PCT. RANK	GAMES	SCHEDULE	OF SCHEDULE	RPI	RPI	RPI	RPI
DIV. I ONLY	15- 9	105	6- 4	93	112	84	84	13	13		
DIV. I NON-CONF.	7- 4	102	0- 0	70	41	61	61	11	11		

TOTALS	RPI 1-25	RPI 26-50	W-L RECORDS	RPI 51-100	RPI 101-999	RPI 201+					
15- 9	0- 0	0- 3	OVERALL	2- 2	13- 4	5- 1					
9- 3	0- 0	0- 1	HOME	2- 1	7- 1	4- 0					
4- 6	0- 0	0- 2	AWAY	0- 1	4- 3	1- 1					
2- 0	0- 0	0- 0	NEUTRAL	0- 0	2- 0	0- 0					
7- 4	0- 0	0- 2	NON-CONFERENCE	2- 2	5- 0	1- 0					
4- 1	0- 0	0- 0	HOME	2- 1	2- 0	1- 0					
1- 3	0- 0	0- 2	AWAY	0- 1	1- 0	0- 0					
2- 0	0- 0	0- 0	NEUTRAL	0- 0	2- 0	0- 0					
8- 5	0- 0	0- 1	CONFERENCE	0- 0	8- 4	4- 1					
5- 2	0- 0	0- 1	HOME	0- 0	5- 1	3- 0					
3- 3	0- 0	0- 0	AWAY	0- 0	3- 3	1- 1					
0- 0	0- 0	0- 0	NEUTRAL	0- 0	0- 0	0- 0					

RPI 1-25				RPI 26-50				RPI 51-100				RPI 101+			
RPI	S	Opponent	Score	RPI	S	Opponent	Score	RPI	S	Opponent	Score	RPI	S	Opponent	Score
				35	A	Cal i forn i a	80 87	66	H	UC Dav i s	50 74	123	A	BYU	54 63
				41	H	Gonzaga	65 73	70	H	I nd i ana	88 82	123	H	BYU	57 49
				42	A	Purdue	60 70	86	H	Washington St.	81 75	136	A	Loyol a Marymount	57 69
								89	A	Utah	63 74	136	H	Loyol a Marymount	65 75
												150	A	Paci fi c	70 69
												150	H	Paci fi c	96 88
												154	H	Cal Poly	82 64
												162	A	San Franci sco	73 59
												174	A	Boi se St.	74 72
												189	N	Eastern Wash.	76 56
												201	N	UT Mart i n	69 58
												202	A	San Di ego	75 53
												202	H	San Di ego	66 57
												213	H	UC Santa Barbara	89 59
												242	H	Pepperdi ne	75 62
												274	H	Santa Clara	59 46
												314	A	Portl and	65 68
LAST 12 Di vi si on I GAMES:															
				136	H	Loyol a Marymount	65 75	41	H	Gonzaga	65 73				
				202	H	San Di ego	66 57	242	H	Pepperdi ne	75 62				
				162	A	San Franci sco	73 59	274	H	Santa Clara	59 46				
				314	A	Portl and	65 68	202	A	San Di ego	75 53				
				123	A	BYU	54 63	150	A	Paci fi c	70 69				
				150	H	Paci fi c	96 88	123	H	BYU	57 49				

Non-Di v I Games:

Saint Mary's (CA)

Average RPI Win:	252	WON-LOST	WINNING	LAST 10	STRENGTH OF	OPP. STRENGTH	TEAM	ADJ.	CONF.	ADJ CONF.
Average RPI Loss:	239	RECORD	PCT. RANK	GAMES	SCHEDULE	OF SCHEDULE	RPI	RPI	RPI	RPI
DIV. I ONLY	4- 21	319	1- 9	339	338	345	345	28	28	
DIV. I NON-CONF.	3- 8	268	0- 0	311	345	322	322	26	26	

TOTALS	RPI 1-25	RPI 26-50	W-L RECORDS	RPI 51-100	RPI 101-999	RPI 201+				
4- 21	0- 0	0- 0	OVERALL	0- 1	4- 20	3- 15				
2- 8	0- 0	0- 0	HOME	0- 0	2- 8	2- 5				
1- 13	0- 0	0- 0	AWAY	0- 1	1- 11	1- 9				
1- 0	0- 0	0- 0	NEUTRAL	0- 0	1- 0	0- 0				
3- 8	0- 0	0- 0	NON-CONFERENCE	0- 0	3- 8	2- 5				
1- 3	0- 0	0- 0	HOME	0- 0	1- 3	1- 2				
1- 5	0- 0	0- 0	AWAY	0- 0	1- 5	1- 3				
1- 0	0- 0	0- 0	NEUTRAL	0- 0	1- 0	0- 0				
1- 13	0- 0	0- 0	CONFERENCE	0- 1	1- 12	1- 10				
1- 5	0- 0	0- 0	HOME	0- 0	1- 5	1- 3				
0- 8	0- 0	0- 0	AWAY	0- 1	0- 7	0- 7				
0- 0	0- 0	0- 0	NEUTRAL	0- 0	0- 0	0- 0				

RPI 1-25				RPI 26-50				RPI 51-100				RPI 101+				Team's RPI: 345
RPI	S	Opponent	Score	RPI	S	Opponent	Score	RPI	S	Opponent	Score	RPI	S	Opponent	Score	
								61	A	Qui nni pi ac	39 86	105	A	Seton Hal l	49 91	
												118	H	Yal e	49 70	
												119	N	Del aware	90 87	
												166	H	Mari st	53 86	
												188	A	Saint Joseph' s	58 87	
												197	H	Si ena	59 62	
												237	A	Ni agara	54 64	
												237	H	Ni agara	52 87	
												244	H	Lafayette	64 61	
												252	A	Manhattan	64 76	
												256	A	Fai rfi el d	41 62	
												267	A	Fai rlei gh Dicki nson	59 69	
												269	A	Ri der	52 62	
												269	H	Ri der	52 57	
												275	H	St. Franci s Brookl yn	49 64	
												277	A	LIU Brookl yn	46 57	
												285	A	Cani si us	49 52	
												285	H	Cani si us	53 66	
												288	A	Massachusetts	65 81	
												300	A	Monmouth	44 51	
												300	H	Monmouth	67 47	
												338	A	I ona	42 52	
												346	A	NJIT	59 52	
												347	H	UMass Lowel l	60 66	
LAST 12 Di vi si on I GAMES:																
				269	A	Ri der	52 62			237	H	Ni agara	52 87			
				285	A	Cani si us	49 52			285	H	Cani si us	53 66			
				237	A	Ni agara	54 64			256	A	Fai rfi el d	41 62			
				197	H	Si ena	59 62			61	A	Qui nni pi ac	39 86			
				338	A	I ona	42 52			300	A	Monmouth	44 51			
				300	H	Monmouth	67 47			166	H	Mari st	53 86			

Non-Di v I Games:

Saint Peter's

Average RPI Win:	298	WON-LOST	WINNING	LAST 10	STRENGTH OF	OPP. STRENGTH	TEAM	ADJ.	CONF.	ADJ CONF.
Average RPI Loss:	195	RECORD	PCT. RANK	GAMES	SCHEDULE	OF SCHEDULE	RPI	RPI	RPI	RPI
DIV. I ONLY	2- 17	334	1- 9	198	344	332	332	25	25	
DIV. I NON-CONF.	1- 6	306	0- 0	29	343	260	260	25	25	

TOTALS	RPI 1-25	RPI 26-50	W-L RECORDS	RPI 51-100	RPI 101-999	RPI 201+				
2- 17	0- 0	0- 1	OVERALL	0- 1	2- 15	2- 9				
1- 8	0- 0	0- 0	HOME	0- 0	1- 8	1- 6				
1- 9	0- 0	0- 0	AWAY	0- 0	1- 0	1- 0				
0- 0	0- 0	0- 0	NEUTRAL	0- 0	0- 0	0- 0				
1- 6	0- 0	0- 1	NON-CONFERENCE	0- 1	1- 4	1- 1				
1- 3	0- 0	0- 0	HOME	0- 0	1- 3	1- 1				
0- 3	0- 0	0- 1	AWAY	0- 1	0- 1	0- 0				
0- 0	0- 0	0- 0	NEUTRAL	0- 0	0- 0	0- 0				
1- 11	0- 0	0- 0	CONFERENCE	0- 0	1- 11	1- 8				
0- 5	0- 0	0- 0	HOME	0- 0	0- 5	0- 5				
1- 6	0- 0	0- 0	AWAY	0- 0	1- 6	1- 3				
0- 0	0- 0	0- 0	NEUTRAL	0- 0	0- 0	0- 0				

RPI 1-25				RPI 26-50				RPI 51-100				RPI 101+ Team's RPI: 332			
RPI	S	Opponent	Score	RPI	S	Opponent	Score	RPI	S	Opponent	Score	RPI	S	Opponent	Score
				27	A	LSU	58 71	94	A	Arkansas	54 65	108	H	Rice	50 79
												109	A	Lamar University	44 91
												126	A	SFA	53 75
												129	A	Central Ark.	44 69
												147	H	Texas St.	41 73
												163	A	Southern Miss.	38 58
												214	A	Abilene Christian	65 83
												214	H	Abilene Christian	72 75
												250	H	Texas Southern	58 77
												260	A	A&M-Corpus Christi	48 62
												260	H	A&M-Corpus Christi	57 67
												262	H	McNeese	63 66
												289	A	Southeastern La.	57 52
												306	H	Jackson St.	74 68
												316	H	Incarnate Word	49 56
												318	H	Houston Baptist	61 69
												320	A	Northwestern St.	60 63

LAST 12 Division I GAMES:															
				260	A	A&M-Corpus Christi	48 62	320	A	Northwestern St.	60 63				
				214	H	Abilene Christian	72 75	318	H	Houston Baptist	61 69				
				262	H	McNeese	63 66	260	H	A&M-Corpus Christi	57 67				
				126	A	SFA	53 75	316	H	Incarnate Word	49 56				
				289	A	Southeastern La.	57 52	129	A	Central Ark.	44 69				
				109	A	Lamar University	44 91	214	A	Abilene Christian	65 83				

Non-Div I Games: Wiley 80 41 St. Thomas Houston 68 66

Sam Houston St.

Average RPI Win:	221	WON-LOST	WINNING	LAST 10	STRENGTH OF	OPP. STRENGTH	TEAM	ADJ.	CONF.	ADJ CONF.
Average RPI Loss:	107	RECORD	PCT. RANK	GAMES	SCHEDULE	OF SCHEDULE	RPI	RPI	RPI	RPI
DIV. I ONLY	11- 12	189	5- 5	103	161	171	171	17	17	
DIV. I NON-CONF.	7- 7	170	2- 1	56	136	118	118	16	16	

TOTALS	RPI 1-25	RPI 26-50	W-L RECORDS	RPI 51-100	RPI 101-999	RPI 201+				
11- 12	0- 2	1- 0	OVERALL	0- 5	10- 5	5- 1				
10- 2	0- 0	1- 0	HOME	0- 1	9- 1	5- 0				
0- 9	0- 0	0- 0	AWAY	0- 0	0- 0	0- 0				
1- 1	0- 0	0- 0	NEUTRAL	0- 0	1- 1	0- 0				
7- 7	0- 2	1- 0	NON-CONFERENCE	0- 3	6- 2	2- 0				
6- 1	0- 0	1- 0	HOME	0- 0	5- 1	2- 0				
0- 5	0- 2	0- 0	AWAY	0- 3	0- 0	0- 0				
1- 1	0- 0	0- 0	NEUTRAL	0- 0	1- 1	0- 0				
4- 5	0- 0	0- 0	CONFERENCE	0- 2	4- 3	3- 1				
4- 1	0- 0	0- 0	HOME	0- 1	4- 0	3- 0				
0- 4	0- 0	0- 0	AWAY	0- 1	0- 3	0- 1				
0- 0	0- 0	0- 0	NEUTRAL	0- 0	0- 0	0- 0				

RPI 1-25				RPI 26-50				RPI 51-100				RPI 101+				Team's RPI: 171
RPI	S	Opponent	Score	RPI	S	Opponent	Score	RPI	S	Opponent	Score	RPI	S	Opponent	Score	
6	A	Florida St.	62 87	49	H	UCF	58 51	56	H	Mercer	59 73	125	N	UTEP	33 46	
20	A	Iowa	59 80					69	A	Bel mont	46 83	138	H	Col orado	60 71	
								71	A	UAB	53 77	141	A	ETSU	48 76	
								87	A	Chattanooga	58 68	163	H	Southern Mi ss.	61 56	
								94	A	Arkansas	63 84	181	H	Troy	80 73	
												181	N	Troy	82 76	
												185	A	Furman	41 45	
												185	H	Furman	62 58	
												191	H	Hampton	66 61	
												234	H	UNCG	56 48	
												287	A	Wofford	46 58	
												287	H	Wofford	81 77	
												310	H	Western Caro.	62 54	
												317	H	Al abama St.	58 39	
												331	H	Rhode Island	67 37	

LAST 12 Division I GAMES:																
185	H	Furman	62 58	56	H	Mercer	59 73	287	A	Wofford	46 58					
287	H	Wofford	81 77	185	A	Furman	41 45	191	H	Hampton	66 61					
141	A	ETSU	48 76	181	N	Troy	82 76	125	N	UTEP	33 46					
87	A	Chattanooga	58 68													
234	H	UNCG	56 48													
310	H	Western Caro.	62 54													

Non-Div I Games: AUM 59 46

Samford

Average RPI	Win:	221	WON-LOST	WINNING	LAST 10	STRENGTH OF	OPP. STRENGTH	TEAM	ADJ.	CONF.	ADJ CONF.
Average RPI	Loss:	160	RECORD	PCT. RANK	GAMES	SCHEDULE	OF SCHEDULE	RPI	RPI	RPI	RPI
DIV. I ONLY		12- 11		160	4- 6	275	147	202	202	13	13
DIV. I NON-CONF.		6- 4		122	0- 0	306	200	175	175	11	11

TOTALS	RPI 1-25		RPI 26-50		W-L RECORDS	RPI 51-100		RPI 101-999		RPI 201+	
12- 11	0- 0		1- 2		OVERALL	0- 2		11- 7		7- 5	
7- 4	0- 0		1- 1		HOME	0- 1		6- 2		5- 0	
4- 7	0- 0		0- 1		AWAY	0- 1		4- 5		2- 5	
1- 0	0- 0		0- 0		NEUTRAL	0- 0		1- 0		0- 0	
6- 4	0- 0		1- 1		NON-CONFERENCE	0- 0		5- 3		4- 3	
4- 0	0- 0		1- 0		HOME	0- 0		3- 0		3- 0	
1- 4	0- 0		0- 1		AWAY	0- 0		1- 3		1- 3	
1- 0	0- 0		0- 0		NEUTRAL	0- 0		1- 0		0- 0	
6- 7	0- 0		0- 1		CONFERENCE	0- 2		6- 4		3- 2	
3- 4	0- 0		0- 1		HOME	0- 1		3- 2		2- 0	
3- 3	0- 0		0- 0		AWAY	0- 1		3- 2		1- 2	
0- 0	0- 0		0- 0		NEUTRAL	0- 0		0- 0		0- 0	

RPI 1-25				RPI 26-50				RPI 51-100				RPI 101+ Team's RPI : 202			
RPI	S	Opponent	Score	RPI	S	Opponent	Score	RPI	S	Opponent	Score	RPI	S	Opponent	Score
				35	A	Cal i forn i a	64 89	84	A	Sai nt Mary's (CA)	57 66	123	H	BYU	70 69
				41	H	Gonzaga	44 63	84	H	Sai nt Mary's (CA)	53 75	136	A	Loyol a Marymount	60 54
				48	H	Mi nnesota	72 69					136	H	Loyol a Marymount	53 67
												150	H	Paci fi c	68 81
												162	A	San Franci sco	60 54
												174	N	Boi se St.	72 52
												206	A	Seattl e U	73 80
												213	A	UC Santa Barbara	71 58
												242	A	Pepperdi ne	62 66
												242	H	Pepperdi ne	79 53
												254	A	Hawai i	63 64
												258	A	San Di ego St.	76 77
												274	A	Santa Clara	50 59
												293	H	UTSA	78 69
												311	H	Southern Utah	72 59
												314	A	Portl and	75 60
												314	H	Portl and	59 52
												327	H	Long Beach St.	74 40
LAST 12 Division I GAMES:															
				242	H	Pepperdi ne	79 53	314	A	Portl and	75 60				
				84	A	Saint Mary's (CA)	57 66	136	A	Loyol a Marymount	60 54				
				41	H	Gonzaga	44 63	150	H	Paci fi c	68 81				
				136	H	Loyol a Marymount	53 67	84	H	Saint Mary's (CA)	53 75				
				274	A	Santa Clara	50 59	314	H	Portl and	59 52				
				123	H	BYU	70 69	242	A	Pepperdi ne	62 66				

Non-Div I Games: San Diego Christian 82 53

San Diego

Average RPI Win: 208

Average RPI Loss: 168

WON-LOST
RECORDWINNING
PCT. RANKLAST 10
GAMESSTRENGTH OF
SCHEDULEOPP. STRENGTH
OF SCHEDULETEAM
RPIADJ.
RPICONF.
RPIADJ CONF.
RPIDIV. I ONLY
DIV. I NON-CONF.8- 13
5- 5240
1702- 8
0- 1204
257182
270258
245258
24516
1516
15

TOTALS

RPI 1-25

RPI 26-50

W-L RECORDS

RPI 51-100

RPI 101-999

RPI 201+

8- 13

0- 0

0- 1

OVERALL

2- 2

6- 10

6- 4

6- 6

0- 0

0- 0

HOME

2- 1

4- 5

4- 1

2- 5

0- 0

0- 0

AWAY

0- 0

2- 5

2- 3

0- 2

0- 0

0- 1

NEUTRAL

0- 1

0- 0

0- 0

5- 5

0- 0

0- 1

NON-CONFERENCE

0- 1

5- 3

5- 2

4- 2

0- 0

0- 0

HOME

0- 0

4- 2

4- 1

1- 1

0- 0

0- 0

AWAY

0- 0

1- 1

1- 1

0- 2

0- 0

0- 1

NEUTRAL

0- 1

0- 0

0- 0

3- 8

0- 0

0- 0

CONFERENCE

2- 1

1- 7

1- 2

2- 4

0- 0

0- 0

HOME

2- 1

0- 3

0- 0

1- 4

0- 0

0- 0

AWAY

0- 0

1- 4

1- 2

0- 0

0- 0

0- 0

NEUTRAL

0- 0

0- 0

0- 0

RPI 1-25

RPI 26-50

RPI 51-100

RPI 101+

Team's RPI: 258

RPI S Opponent Score

RPI S Opponent Score

RPI S Opponent Score

RPI S Opponent Score

26 N Central Mich. 76 85

77 H Wyoming 68 62

121 A Colorado St. 43 72

82 H New Mexico 97 89

121 H Colorado St. 63 65

91 H UNLV 64 75

142 A Fresno St. 53 64

95 N Tulane 46 80

142 H Fresno St. 60 66

174 H Boise St. 70 86

176 H UC Irvine 65 67

202 H San Diego 77 76

212 H CSUN 58 55

213 A UC Santa Barbara 64 77

251 A San Jose St. 75 65

254 H Presbyterian 77 50

274 H Santa Clara 34 48

279 A Arizona 78 67

297 A Utah St. 58 62

303 H Cal St. Fullerton 59 58

312 A Air Force 51 61

LAST 12 Division I GAMES:

142 H Fresno St. 60 66

174 H Boise St. 70 86

312 A Air Force 51 61

251 A San Jose St. 75 65

91 H UNLV 64 75

121 H Colorado St. 63 65

121 A Colorado St. 43 72

297 A Utah St. 58 62

82 H New Mexico 97 89

77 H Wyoming 68 62

142 A Fresno St. 53 64

213 A UC Santa Barbara 64 77

San Diego St.

Average RPI Win:	224	WON-LOST	WINNING	LAST 10	STRENGTH OF	OPP. STRENGTH	TEAM	ADJ.	CONF.	ADJ CONF.
Average RPI Loss:	106	RECORD	PCT. RANK	GAMES	SCHEDULE	OF SCHEDULE	RPI	RPI	RPI	RPI
DIV. I ONLY	12- 12	169	6- 4	146	119	162	162	13	13	
DIV. I NON-CONF.	5- 6	187	0- 0	85	95	137	137	11	11	

TOTALS	RPI 1-25	RPI 26-50	W-L RECORDS	RPI 51-100	RPI 101-999	RPI 201+				
12- 12	0- 1	0- 3	OVERALL	0- 3	12- 5	7- 2				
7- 5	0- 1	0- 1	HOME	0- 2	7- 1	4- 1				
4- 7	0- 0	0- 2	AWAY	0- 1	4- 4	3- 1				
1- 0	0- 0	0- 0	NEUTRAL	0- 0	1- 0	0- 0				
5- 6	0- 1	0- 1	NON-CONFERENCE	0- 2	5- 2	2- 0				
3- 2	0- 1	0- 0	HOME	0- 1	3- 0	1- 0				
1- 4	0- 0	0- 1	AWAY	0- 1	1- 2	1- 0				
1- 0	0- 0	0- 0	NEUTRAL	0- 0	1- 0	0- 0				
7- 6	0- 0	0- 2	CONFERENCE	0- 1	7- 3	5- 2				
4- 3	0- 0	0- 1	HOME	0- 1	4- 1	3- 1				
3- 3	0- 0	0- 1	AWAY	0- 0	3- 2	2- 1				
0- 0	0- 0	0- 0	NEUTRAL	0- 0	0- 0	0- 0				

RPI 1-25				RPI 26-50				RPI 51-100				RPI 101+ Team's RPI: 162			
RPI	S	Opponent	Score	RPI	S	Opponent	Score	RPI	S	Opponent	Score	RPI	S	Opponent	Score
12	H	Stanford	66 86	32	A	Northern Colo.	60 73	66	A	UC Davis	55 72	123	A	BYU	66 70
				41	A	Gonzaga	47 74	84	H	Saint Mary's (CA)	59 73	136	H	Loyola Marymount	78 60
				41	H	Gonzaga	57 81	86	H	Washington St.	70 74	142	H	Fresno St.	70 62
												150	A	Pacific	81 71
												153	N	Robert Morris	57 45
												154	A	Cal Poly	83 88
												154	H	Cal Poly	83 71
												192	A	UT Arlington	54 56
												202	H	San Diego	54 60
												242	A	Pepperdine	92 95
												242	H	Pepperdine	68 67
												251	A	San Jose St.	87 81
												274	A	Santa Clara	58 54
												274	H	Santa Clara	64 47
												280	H	Sacramento St.	90 76
												314	A	Portland	76 63
												314	H	Portland	84 75
LAST 12 Division I GAMES:															
				314	A	Portland	76 63					274	A	Santa Clara	58 54
				274	H	Santa Clara	64 47					41	A	Gonzaga	47 74
				84	H	Saint Mary's (CA)	59 73					136	H	Loyola Marymount	78 60
				41	H	Gonzaga	57 81					242	H	Pepperdine	68 67
				150	A	Pacific	81 71					123	A	BYU	66 70
				242	A	Pepperdine	92 95					314	H	Portland	84 75

Non-Div I Games:

San Francisco

Average RPI Win:	239	WON-LOST	WINNING	LAST 10	STRENGTH OF	OPP. STRENGTH	TEAM	ADJ.	CONF.	ADJ CONF.
Average RPI Loss:	129	RECORD	PCT. RANK	GAMES	SCHEDULE	OF SCHEDULE	RPI	RPI	RPI	RPI
DIV. I ONLY	5- 16	301	2- 8	113	126	251	251	16	16	
DIV. I NON-CONF.	2- 8	290	0- 0	92	151	252	252	15	15	

TOTALS	RPI 1-25	RPI 26-50	W-L RECORDS	RPI 51-100	RPI 101-999	RPI 201+				
5- 16	0- 1	0- 1	OVERALL	1- 5	4- 9	4- 2				
3- 7	0- 0	0- 0	HOME	1- 2	2- 5	2- 2				
2- 8	0- 1	0- 1	AWAY	0- 3	2- 3	2- 0				
0- 1	0- 0	0- 0	NEUTRAL	0- 0	0- 1	0- 0				
2- 8	0- 1	0- 1	NON-CONFERENCE	0- 1	2- 5	2- 1				
1- 4	0- 0	0- 0	HOME	0- 1	1- 3	1- 1				
1- 3	0- 1	0- 1	AWAY	0- 0	1- 1	1- 0				
0- 1	0- 0	0- 0	NEUTRAL	0- 0	0- 1	0- 0				
3- 8	0- 0	0- 0	CONFERENCE	1- 4	2- 4	2- 1				
2- 3	0- 0	0- 0	HOME	1- 1	1- 2	1- 1				
1- 5	0- 0	0- 0	AWAY	0- 3	1- 2	1- 0				
0- 0	0- 0	0- 0	NEUTRAL	0- 0	0- 0	0- 0				

RPI 1-25				RPI 26-50				RPI 51-100				RPI 101+ Team's RPI: 251			
RPI	S	Opponent	Score	RPI	S	Opponent	Score	RPI	S	Opponent	Score	RPI	S	Opponent	Score
11	A	UCLA	69 129	50	A	Oregon St.	62 110	59	H	Nebraska	55 81	121	A	Colorado St.	48 63
								77	A	Wyoming	46 58	148	H	Portland St.	78 90
								82	A	New Mexico	62 92	150	A	Pacific	97 106
								82	H	New Mexico	95 86	162	H	San Francisco	81 87
								91	A	UNLV	60 79	174	H	Boise St.	80 112
								91	H	UNLV	53 80	186	A	Nevada	63 91
												191	N	Hampton	73 81
												212	H	CSUN	59 76
												229	H	CSU Bakersfield	67 57
												258	H	San Diego St.	65 75
												274	A	Santa Clara	71 66
												297	H	Utah St.	79 66
												312	A	Air Force	75 74

LAST 12 Division I GAMES:															
				82	A	New Mexico	62 92	258	H	San Diego St.	65 75				
				91	H	UNLV	53 80	82	H	New Mexico	95 86				
				77	A	Wyoming	46 58	91	A	UNLV	60 79				
				174	H	Boise St.	80 112	121	A	Colorado St.	48 63				
				186	A	Nevada	63 91	297	H	Utah St.	79 66				
				312	A	Air Force	75 74	59	H	Nebraska	55 81				

Non-Div I Games: Southern Ore. 89 87

San Jose St.

Average RPI		WON-LOST RECORD	WINNING PCT. RANK	LAST 10 GAMES	STRENGTH OF SCHEDULE	OPP. STRENGTH OF SCHEDULE	TEAM RPI	ADJ. RPI	CONF. RPI	ADJ. CONF. RPI
257	149	6- 17	290	3- 7	230	140	274	274	13	13
DIV. I ONLY										
DIV. I NON-CONF.		3- 7	254	0- 0	316	169	297	297	11	11
TOTALS		RPI 1-25	RPI 26-50	W-L RECORDS		RPI 51-100	RPI 101-999	RPI 201+		
6- 17	0- 0		0- 4	OVERALL		0- 1	6- 12	6- 4		
3- 8	0- 0		0- 3	HOME		0- 0	3- 5	3- 2		
3- 9	0- 0		0- 0	AWAY		0- 0	3- 0	3- 0		
0- 0	0- 0		0- 0	NEUTRAL		0- 0	0- 0	0- 0		
3- 7	0- 0		0- 2	NON-CONFERENCE		0- 0	3- 5	3- 3		
1- 4	0- 0		0- 2	HOME		0- 0	1- 2	1- 2		
2- 3	0- 0		0- 0	AWAY		0- 0	2- 3	2- 1		
0- 0	0- 0		0- 0	NEUTRAL		0- 0	0- 0	0- 0		
3- 10	0- 0		0- 2	CONFERENCE		0- 1	3- 7	3- 1		
2- 4	0- 0		0- 1	HOME		0- 0	2- 3	2- 0		
1- 6	0- 0		0- 1	AWAY		0- 1	1- 4	1- 1		
0- 0	0- 0		0- 0	NEUTRAL		0- 0	0- 0	0- 0		

RPI 1-25				RPI 26-50				RPI 51-100				RPI 101+				Team's RPI: 274	
RPI	S	Opponent	Score	RPI	S	Opponent	Score	RPI	S	Opponent	Score	RPI	S	Opponent	Score		
				35	H	Cal i forni a	41 79	84	A	Sai nt Mary' s (CA)	46 59	123	A	BYU	47 65		
				41	A	Gonzaga	44 71					123	H	BYU	34 55		
				41	H	Gonzaga	51 63					136	H	Loyol a Marymount	51 65		
				46	H	Southern Cal i forni a	43 64					150	A	Paci fi c	37 55		
												162	A	San Franci sco	47 64		
												162	H	San Franci sco	54 58		
												183	A	Northwestern	47 57		
												186	A	Nevada	41 52		
												202	H	San Diego	59 50		
												213	H	UC Santa Barbara	68 63		
												242	A	Pepperdi ne	55 56		
												242	H	Pepperdi ne	54 50		
												251	H	San Jose St.	66 71		
												258	A	San Diego St.	48 34		
												271	A	Grand Canyon	38 39		
												303	H	Cal St. Fullerton	69 73		
												313	A	Ill. -Chi cago	45 36		
												314	A	Portl and	50 43		
LAST 12 Division I GAMES:																	
				123	H	BYU	34 55	162	H	San Franci sco	54 58						
				162	A	San Franci sco	47 64	123	A	BYU	47 65						
				150	A	Paci fi c	37 55	84	A	Sai nt Mary' s (CA)	46 59						
				242	H	Pepperdi ne	54 50	314	A	Portl and	50 43						
				202	H	San Di ego	59 50	136	H	Loyol a Marymount	51 65						
				41	A	Gonzaga	44 71	41	H	Gonzaga	51 63						

Non-Div I Games:	Menlo	104	61
------------------	-------	-----	----

Santa Clara

■ Loss, ■ Non-Conf, S Site, H Home A Away N Neutral

Average RPI Win:	334	WON-LOST	WINNING	LAST 10	STRENGTH OF	OPP. STRENGTH	TEAM	ADJ.	CONF.	ADJ CONF.
Average RPI Loss:	213	RECORD	PCT. RANK	GAMES	SCHEDULE	OF SCHEDULE	RPI	RPI	RPI	RPI
DIV. I ONLY	2- 17	334	1- 8	334	259	341	341	31	31	
DIV. I NON-CONF.	1- 9	318	0- 2	271	115	310	310	30	30	

TOTALS	RPI 1-25	RPI 26-50	W-L RECORDS	RPI 51-100	RPI 101-999	RPI 201+				
2- 17	0- 1	0- 1	OVERALL	0- 1	2- 14	2- 10				
0- 5	0- 0	0- 0	HOME	0- 0	0- 5	0- 4				
2- 9	0- 1	0- 1	AWAY	0- 1	2- 6	2- 5				
0- 3	0- 0	0- 0	NEUTRAL	0- 0	0- 3	0- 1				
1- 9	0- 1	0- 1	NON-CONFERENCE	0- 1	1- 6	1- 3				
0- 0	0- 0	0- 0	HOME	0- 0	0- 0	0- 0				
1- 6	0- 1	0- 1	AWAY	0- 1	1- 3	1- 2				
0- 3	0- 0	0- 0	NEUTRAL	0- 0	0- 3	0- 1				
1- 8	0- 0	0- 0	CONFERENCE	0- 0	1- 8	1- 7				
0- 5	0- 0	0- 0	HOME	0- 0	0- 5	0- 4				
1- 3	0- 0	0- 0	AWAY	0- 0	1- 3	1- 3				
0- 0	0- 0	0- 0	NEUTRAL	0- 0	0- 0	0- 0				

RPI 1-25				RPI 26-50				RPI 51-100				RPI 101+ Team's RPI: 341			
RPI	S	Opponent	Score	RPI	S	Opponent	Score	RPI	S	Opponent	Score	RPI	S	Opponent	Score
17	A	South Carolina	38 99	50	A	Oregon St.	36 84	97	A	Jacksonville	46 74	170	N	Florida	40 90
												184	A	Wisconsin	24 82
												190	N	Providence	48 78
												191	H	Hampton	53 81
												209	A	East Carolina	37 103
												211	N	Richmond	63 100
												219	H	Norfolk St.	58 78
												235	H	Howard	59 87
												273	A	Morgan St.	67 73
												301	A	Coppin St.	57 66
												305	H	UMES	56 68
												317	A	Alabama St.	61 81
												321	H	South Carolina St.	60 71
												325	A	Ga. Southern	71 67
												329	A	Delaware St.	79 93
												343	A	Florida A&M	65 47
LAST 12 Division I GAMES:															
321	H	South Carolina St.	60 71	305	H	UMES	56 68								
343	A	Florida A&M	65 47	273	A	Morgan St.	67 73								
329	A	Delaware St.	79 93	301	A	Coppin St.	57 66								
219	H	Norfolk St.	58 78	97	A	Jacksonville	46 74								
191	H	Hampton	53 81	209	A	East Carolina	37 103								
235	H	Howard	59 87	17	A	South Carolina	38 99								

Non-Div I Games: LaGrange 86 44 Allen 79 41

Savannah St.

Average RPI Win:	245	WON-LOST	WINNING	LAST 10	STRENGTH OF	OPP. STRENGTH	TEAM	ADJ.	CONF.	ADJ CONF.
Average RPI Loss:	174	RECORD	PCT. RANK	GAMES	SCHEDULE	OF SCHEDULE	RPI	RPI	RPI	RPI
DIV. I ONLY	12- 11	160	6- 4	264	269	206	206	30	30	
DIV. I NON-CONF.	6- 9	214	0- 4	164	220	213	213	31	31	

TOTALS	RPI 1-25	RPI 26-50	W-L RECORDS	RPI 51-100	RPI 101-999	RPI 201+				
12- 11	0- 0	0- 1	OVERALL	0- 1	12- 9	10- 4				
5- 6	0- 0	0- 0	HOME	0- 1	5- 5	4- 1				
7- 5	0- 0	0- 1	AWAY	0- 0	7- 4	6- 3				
0- 0	0- 0	0- 0	NEUTRAL	0- 0	0- 0	0- 0				
6- 9	0- 0	0- 1	NON-CONFERENCE	0- 1	6- 7	4- 2				
2- 6	0- 0	0- 0	HOME	0- 1	2- 5	1- 1				
4- 3	0- 0	0- 1	AWAY	0- 0	4- 2	3- 1				
0- 0	0- 0	0- 0	NEUTRAL	0- 0	0- 0	0- 0				
6- 2	0- 0	0- 0	CONFERENCE	0- 0	6- 2	6- 2				
3- 0	0- 0	0- 0	HOME	0- 0	3- 0	3- 0				
3- 2	0- 0	0- 0	AWAY	0- 0	3- 2	3- 2				
0- 0	0- 0	0- 0	NEUTRAL	0- 0	0- 0	0- 0				

RPI	S	Opponent	Score	RPI	S	Opponent	Score	RPI	S	Opponent	Score	RPI	S	Opponent	Score
35	A	Cal i forni a	67 87	66	H	UC Davi s	53 79	148	H	Portland St.	91 77	150	H	Paci fi c	73 85
								152	A	Idaho	68 60	165	H	Idaho St.	69 74
								172	A	Washi ngton	76 84	176	H	UC Irvi ne	79 84
								186	H	Nevada	65 74	202	H	San Diego	80 73
								212	A	CSUN	62 67	213	A	UC Santa Barbara	77 71
								227	A	Montana	78 64	229	A	CSU Bakersfi el d	68 75
								239	H	New Mexico St.	69 59	242	A	Pepperdi ne	65 62
								254	H	Hawai i	58 73	261	A	UMKC	62 58
								261	H	UMKC	66 62	271	A	Grand Canyon	63 74
								324	H	UTRGV	64 56	330	A	Utah Val ley	77 75
								339	A	Chi cago St.	63 56				
LAST 12 Divi sion I GAMES:															
261	H	UMKC	66 62	339	A	Chi cago St.	63 56								
330	A	Utah Val ley	77 75	271	A	Grand Canyon	63 74								
229	A	CSU Bakersfi el d	68 75	212	A	CSUN	62 67								
324	H	UTRGV	64 56	176	H	UC Irvi ne	79 84								
239	H	New Mexico St.	69 59	172	A	Washi ngton	76 84								
261	A	UMKC	62 58	150	H	Paci fi c	73 85								

Non-Div I Games:

Seattle U

Average RPI	Win:	194	WON-LOST	WINNING	LAST 10	STRENGTH OF	OPP. STRENGTH	TEAM	ADJ.	CONF.	ADJ CONF.
Average RPI	Loss:	44	RECORD	PCT. RANK	GAMES	SCHEDULE	OF SCHEDULE	RPI	RPI	RPI	RPI
DIV. I ONLY		15- 10		115	6- 4	115	71	105	105	6	6
DIV. I NON-CONF.		8- 3		65	0- 0	136	186	92	92	6	6

TOTALS	RPI 1-25		RPI 26-50		W-L RECORDS	RPI 51-100		RPI 101-999		RPI 201+	
15- 10	0- 4		0- 4		OVERALL	1- 0		14- 2		7- 0	
11- 4	0- 2		0- 2		HOME	1- 0		10- 0		6- 0	
4- 6	0- 2		0- 2		AWAY	0- 0		4- 2		1- 0	
0- 0	0- 0		0- 0		NEUTRAL	0- 0		0- 0		0- 0	
8- 3	0- 2		0- 1		NON-CONFERENCE	0- 0		8- 0		5- 0	
6- 2	0- 1		0- 1		HOME	0- 0		6- 0		5- 0	
2- 1	0- 1		0- 0		AWAY	0- 0		2- 0		0- 0	
0- 0	0- 0		0- 0		NEUTRAL	0- 0		0- 0		0- 0	
7- 7	0- 2		0- 3		CONFERENCE	1- 0		6- 2		2- 0	
5- 2	0- 1		0- 1		HOME	1- 0		4- 0		1- 0	
2- 5	0- 1		0- 2		AWAY	0- 0		2- 2		1- 0	
0- 0	0- 0		0- 0		NEUTRAL	0- 0		0- 0		0- 0	

RPI	S	Opponent	Score	RPI	S	Opponent	Score	RPI	S	Opponent	Score	RPI	S	Opponent	Score
11	H	UCLA	68 77	31	A	Marquette	84 97	60	H	St. John's (NY)	62 57	101	A	Butler	48 66
18	A	Rutgers	45 70	36	H	Princeton	83 85					101	H	Butler	75 64
24	A	DePaul	66 89	39	A	Creighton	64 81					104	A	Wake Forest	67 57
25	H	Villanova	59 67	39	H	Creighton	51 68					120	A	Georgetown	52 71
												120	H	Georgetown	70 65
												166	H	Marist	85 60
												190	A	Providence	65 56
												190	H	Providence	65 56
												199	A	Boston College	73 53
												203	H	Jacksonville St.	73 54
												214	A	Xavier	62 51
												214	H	Xavier	58 53
												256	H	Fairfield	80 61
												269	H	Rider	85 49
												275	H	St. Francis Brooklyn	84 50
												345	H	Saint Peter's	91 49

Team's RPI: 105															
LAST 12 Division I GAMES:															
120	A	Georgetown	52 71	120	H	Georgetown	70 65								
101	H	Butler	75 64	25	H	Villanova	59 67								
214	H	Xavier	58 53	214	A	Xavier	62 51								
39	A	Creighton	64 81	101	A	Butler	48 66								
190	A	Providence	65 56	190	H	Providence	65 56								
60	H	St. John's (NY)	62 57	39	H	Creighton	51 68								

Non-Div I Games:

Seton Hall

Average RPI Win:	273	WON-LOST	WINNING	LAST 10	STRENGTH OF	OPP. STRENGTH	TEAM	ADJ.	CONF.	ADJ CONF.
Average RPI Loss:	130	RECORD	PCT. RANK	GAMES	SCHEDULE	OF SCHEDULE	RPI	RPI	RPI	RPI
DIV. I ONLY	13- 11	150	6- 4	282	226	197	197	28	28	
DIV. I NON-CONF.	5- 6	187	0- 0	134	120	152	152	26	26	

TOTALS	RPI 1-25	RPI 26-50	W-L RECORDS	RPI 51-100	RPI 101-999	RPI 201+				
13- 11	0- 1	0- 1	OVERALL	0- 4	13- 5	12- 3				
8- 3	0- 0	0- 1	HOME	0- 1	8- 1	7- 1				
5- 8	0- 1	0- 0	AWAY	0- 3	5- 4	5- 2				
0- 0	0- 0	0- 0	NEUTRAL	0- 0	0- 0	0- 0				
5- 6	0- 1	0- 1	NON-CONFERENCE	0- 3	5- 1	5- 0				
3- 2	0- 0	0- 1	HOME	0- 1	3- 0	3- 0				
2- 4	0- 1	0- 0	AWAY	0- 2	2- 1	2- 0				
0- 0	0- 0	0- 0	NEUTRAL	0- 0	0- 0	0- 0				
8- 5	0- 0	0- 0	CONFERENCE	0- 1	8- 4	7- 3				
5- 1	0- 0	0- 0	HOME	0- 0	5- 1	4- 1				
3- 4	0- 0	0- 0	AWAY	0- 1	3- 3	3- 2				
0- 0	0- 0	0- 0	NEUTRAL	0- 0	0- 0	0- 0				

RPI 1-25				RPI 26-50				RPI 51-100				RPI 101+ Team's RPI: 197			
RPI	S	Opponent	Score	RPI	S	Opponent	Score	RPI	S	Opponent	Score	RPI	S	Opponent	Score
18	A	Rutgers	47 59	38	H	FGCU	50 63	61	A	Qui nni pi ac	54 68	158	A	Hartford	62 71
								73	A	Harvard	67 75	166	A	Marist	54 73
								78	A	Penn St.	72 86	166	H	Marist	58 53
								81	H	Al bany (NY)	63 78	235	H	Howard	72 61
												237	A	Ni agara	50 65
												237	H	Ni agara	68 73
												240	A	Hofstra	70 60
												243	H	St. Bonaventure	70 62
												252	H	Manhattan	56 51
												256	H	Fai rfi el d	51 40
												269	A	Ri der	71 67
												278	A	Col gate	73 70
												285	A	Cani si us	57 65
												291	H	Sacred Heart	62 57
												300	H	Monmouth	44 41
												338	A	I ona	70 48
												338	H	I ona	64 51
												345	A	Saint Peter's	62 59

LAST 12 Division I GAMES:															
300	H	Monmouth	44 41	166	H	Marist	58 53	237	A	Ni agara	50 65	285	A	Cani si us	57 65
166	A	Marist	54 73	237	A	Ni agara	50 65	237	H	Ni agara	68 73	338	H	I ona	64 51
345	A	Saint Peter's	62 59	285	A	Cani si us	57 65	338	H	I ona	64 51	269	A	Ri der	71 67
252	H	Manhattan	56 51	237	H	Ni agara	68 73								
256	H	Fairfield	51 40												
338	A	Iona	70 48												

Non-Div I Games:

Siena

Average RPI Win: 226	WON-LOST RECORD	WINNING PCT. RANK	LAST 10 GAMES	STRENGTH OF SCHEDULE	OPP. STRENGTH OF SCHEDULE	TEAM RPI	ADJ. RPI	CONF. RPI	ADJ CONF. RPI
Average RPI Loss: 107									
DIV. I ONLY	14- 7	76	7- 3	170	221	110	110	23	23
DIV. I NON-CONF.	6- 4	122	0- 1	62	165	77	77	23	23

TOTALS	RPI 1-25	RPI 26-50	W-L RECORDS	RPI 51-100	RPI 101-999	RPI 201+			
14- 7	0- 1	0- 0	OVERALL	1- 2	13- 4	7- 0			
8- 3	0- 0	0- 0	HOME	0- 2	8- 1	5- 0			
6- 4	0- 1	0- 0	AWAY	1- 0	5- 3	2- 0			
0- 0	0- 0	0- 0	NEUTRAL	0- 0	0- 0	0- 0			
6- 4	0- 1	0- 0	NON-CONFERENCE	1- 2	5- 1	2- 0			
3- 2	0- 0	0- 0	HOME	0- 2	3- 0	1- 0			
3- 2	0- 1	0- 0	AWAY	1- 0	2- 1	1- 0			
0- 0	0- 0	0- 0	NEUTRAL	0- 0	0- 0	0- 0			
8- 3	0- 0	0- 0	CONFERENCE	0- 0	8- 3	5- 0			
5- 1	0- 0	0- 0	HOME	0- 0	5- 1	4- 0			
3- 2	0- 0	0- 0	AWAY	0- 0	3- 2	1- 0			
0- 0	0- 0	0- 0	NEUTRAL	0- 0	0- 0	0- 0			

RPI 1-25				RPI 26-50				RPI 51-100				RPI 101+ Team's RPI: 110			
RPI	S	Opponent	Score	RPI	S	Opponent	Score	RPI	S	Opponent	Score	RPI	S	Opponent	Score
21	A	NC State	50 71					71	H	UAB	66 78	112	H	Little Rock	35 47
								97	H	Jacksonville	58 60	122	A	Ole Miss	59 66
								100	A	North Carolina	85 84	129	H	Central Ark.	64 43
												147	A	Texas St.	63 78
												155	A	Louisiana	72 57
												163	A	Southern Miss.	78 57
												167	H	Southern U.	69 65
												181	A	Troy	71 82
												181	H	Troy	79 68
												192	A	UT Arlington	76 63
												224	H	New Orleans	67 45
												268	H	Appalachian St.	54 52
												281	H	Coastal Caro.	68 62
												317	A	Alabama St.	59 47
												319	H	Georgia St.	88 52
												325	H	Ga. Southern	79 52
												336	A	La.-Monroe	67 60

LAST 12 Division I GAMES:															
112	H	Little Rock	35 47	181	H	Troy	79 68								
181	A	Troy	71 82	192	A	UT Arlington	76 63								
336	A	La.-Monroe	67 60	147	A	Texas St.	63 78								
155	A	Louisiana	72 57	325	H	Ga. Southern	79 52								
268	H	Appalachian St.	54 52	319	H	Georgia St.	88 52								
281	H	Coastal Caro.	68 62	71	H	UAB	66 78								

Non-Div I Games: Ga. Southwestern 73 42

South Ala.

Average RPI Win:	138	WON-LOST	WINNING	LAST 10	STRENGTH OF	OPP. STRENGTH	TEAM	ADJ.	CONF.	ADJ CONF.
Average RPI Loss:	7	RECORD	PCT. RANK	GAMES	SCHEDULE	OF SCHEDULE	RPI	RPI	RPI	RPI
DIV. I ONLY	19- 5	31	6- 4	36	2	17	17	2	2	
DIV. I NON-CONF.	11- 2	22	0- 1	116	12	38	38	2	2	

TOTALS	RPI 1-25	RPI 26-50	W-L RECORDS	RPI 51-100	RPI 101-999	RPI 201+				
19- 5	5- 5	0- 0	OVERALL	3- 0	11- 0	5- 0				
10- 2	3- 2	0- 0	HOME	2- 0	5- 0	5- 0				
7- 2	1- 2	0- 0	AWAY	0- 0	6- 0	0- 0				
2- 1	1- 1	0- 0	NEUTRAL	1- 0	0- 0	0- 0				
11- 2	3- 2	0- 0	NON-CONFERENCE	1- 0	7- 0	5- 0				
6- 1	1- 1	0- 0	HOME	0- 0	5- 0	5- 0				
3- 0	1- 0	0- 0	AWAY	0- 0	2- 0	0- 0				
2- 1	1- 1	0- 0	NEUTRAL	1- 0	0- 0	0- 0				
8- 3	2- 3	0- 0	CONFERENCE	2- 0	4- 0	0- 0				
4- 1	2- 1	0- 0	HOME	2- 0	0- 0	0- 0				
4- 2	0- 2	0- 0	AWAY	0- 0	4- 0	0- 0				
0- 0	0- 0	0- 0	NEUTRAL	0- 0	0- 0	0- 0				

RPI	S	Opponent	Score	RPI	S	Opponent	Score	RPI	S	Opponent	Score	RPI	S	Opponent	Score
1	H	UConn	58 83					60	N	St. John's (NY)	76 58	103	A	Alabama	79 66
2	N	Notre Dame	85 92					92	H	Auburn	71 63	106	A	Kentucky	81 64
3	A	Mississippi St.	53 67					94	H	Arkansas	90 42	122	A	Ole Miss	88 62
8	H	Tennessee	70 86									124	A	Vanderbilt	95 82
14	A	Maryland	94 86									139	A	Clemson	66 36
15	H	Texas A&M	61 59									179	A	Temple	87 60
16	H	Duke	72 52									257	H	Col. of Charleston	69 43
18	N	Rutgers	78 68									287	H	Wofford	94 60
19	A	Missouri	74 83									310	H	Western Caro.	101 43
19	H	Missouri	64 54									317	H	Alabama St.	99 31
												341	H	Savannah St.	99 38

LAST 12 Division I GAMES:															
103	A	Alabama	79 66	124	A	Vanderbilt	95 82								
3	A	Mississippi St.	53 67	8	H	Tennessee	70 86								
1	H	UConn	58 83	92	H	Auburn	71 63								
19	H	Missouri	64 54	19	A	Missouri	74 83								
94	H	Arkansas	90 42	122	A	Ole Miss	88 62								
106	A	Kentucky	81 64	15	H	Texas A&M	61 59								

Non-Div I Games:

South Carolina

Average RPI Win:	299	WON-LOST	WINNING	LAST 10	STRENGTH OF	OPP. STRENGTH	TEAM	ADJ.	CONF.	ADJ CONF.
Average RPI Loss:	219	RECORD	PCT. RANK	GAMES	SCHEDULE	OF SCHEDULE	RPI	RPI	RPI	RPI
DIV. I ONLY	7- 13	257	4- 6	346	290	321	321	31	31	
DIV. I NON-CONF.	3- 7	254	0- 2	341	204	312	312	30	30	

TOTALS	RPI 1-25	RPI 26-50	W-L RECORDS	RPI 51-100	RPI 101-999	RPI 201+				
7- 13	0- 0	0- 0	OVERALL	0- 2	7- 11	6- 8				
4- 3	0- 0	0- 0	HOME	0- 0	4- 3	3- 3				
3- 10	0- 0	0- 0	AWAY	0- 0	3- 1	3- 1				
0- 0	0- 0	0- 0	NEUTRAL	0- 0	0- 0	0- 0				
3- 7	0- 0	0- 0	NON-CONFERENCE	0- 2	3- 5	3- 3				
1- 1	0- 0	0- 0	HOME	0- 0	1- 1	1- 1				
2- 6	0- 0	0- 0	AWAY	0- 2	2- 4	2- 2				
0- 0	0- 0	0- 0	NEUTRAL	0- 0	0- 0	0- 0				
4- 6	0- 0	0- 0	CONFERENCE	0- 0	4- 6	3- 5				
3- 2	0- 0	0- 0	HOME	0- 0	3- 2	2- 2				
1- 4	0- 0	0- 0	AWAY	0- 0	1- 4	1- 3				
0- 0	0- 0	0- 0	NEUTRAL	0- 0	0- 0	0- 0				

RPI 1-25				RPI 26-50				RPI 51-100				RPI 101+ Team's RPI: 321			
RPI	S	Opponent	Score	RPI	S	Opponent	Score	RPI	S	Opponent	Score	RPI	S	Opponent	Score
								56	A	Mercer	53 74	127	A	Bethune-Cookman	50 68
								67	A	Georgia Tech	40 86	139	A	Clemson	48 56
												178	A	Charlotte	49 64
												191	H	Hampton	78 70
												219	H	Norfolk St.	67 71
												235	H	Howard	58 68
												273	A	Morgan St.	55 65
												296	A	USC Upstate	44 63
												301	A	Coppin St.	39 56
												301	H	Coppin St.	67 65
												302	A	Charleston So.	60 58
												304	A	Old Dominion	35 52
												305	H	UMES	54 51
												310	H	Western Caro.	75 45
												325	H	Ga. Southern	58 61
												329	A	Delaware St.	44 58
												340	A	Winthrop	65 37
												341	A	Savannah St.	71 60

LAST 12 Division I GAMES:															
301	H	Coppin St.	67 65	305	H	UMES	54 51								
341	A	Savannah St.	71 60	235	H	Howard	58 68								
273	A	Morgan St.	55 65	329	A	Delaware St.	44 58								
301	A	Coppin St.	39 56	127	A	Bethune-Cookman	50 68								
191	H	Hampton	78 70	304	A	Old Dominion	35 52								
219	H	Norfolk St.	67 71	178	A	Charlotte	49 64								

Non-Div I Games: Johnson & Wales (NC) 40 Columbia Int'l 82 38

South Carolina St.

Average RPI Win:	201	WON-LOST	WINNING	LAST 10	STRENGTH OF	OPP. STRENGTH	TEAM	ADJ.	CONF.	ADJ CONF.
Average RPI Loss:	95	RECORD	PCT. RANK	GAMES	SCHEDULE	OF SCHEDULE	RPI	RPI	RPI	RPI
DIV. I ONLY	18- 5	38	9- 0	190	123	72	72	14	14	
DIV. I NON-CONF.	7- 5	132	0- 0	201	54	135	135	17	17	

TOTALS	RPI 1-25	RPI 26-50	W-L RECORDS	RPI 51-100	RPI 101-999	RPI 201+				
18- 5	0- 1	2- 1	OVERALL	0- 0	16- 3	9- 0				
9- 1	0- 0	1- 0	HOME	0- 0	8- 1	5- 0				
8- 2	0- 0	1- 0	AWAY	0- 0	7- 2	3- 0				
1- 2	0- 1	0- 1	NEUTRAL	0- 0	1- 0	1- 0				
7- 5	0- 1	1- 1	NON-CONFERENCE	0- 0	6- 3	4- 0				
4- 1	0- 0	1- 0	HOME	0- 0	3- 1	2- 0				
2- 2	0- 0	0- 0	AWAY	0- 0	2- 2	1- 0				
1- 2	0- 1	0- 1	NEUTRAL	0- 0	1- 0	1- 0				
11- 0	0- 0	1- 0	CONFERENCE	0- 0	10- 0	5- 0				
5- 0	0- 0	0- 0	HOME	0- 0	5- 0	3- 0				
6- 0	0- 0	1- 0	AWAY	0- 0	5- 0	2- 0				
0- 0	0- 0	0- 0	NEUTRAL	0- 0	0- 0	0- 0				

RPI 1-25				RPI 26-50				RPI 51-100 Team's RPI: 72				RPI 101+			
RPI	S	Opponent	Score	RPI	S	Opponent	Score	RPI	S	Opponent	Score	RPI	S	Opponent	Score
8	N	Tennessee	49 69	39	H	Creighton	73 68					102	A	Western Ill.	82 58
				40	A	South Dakota St.	67 61					102	H	Western Ill.	92 81
				44	N	Oklahoma St.	68 76					115	A	Iowa St.	76 81
												126	A	SFA	55 77
												144	H	North Dakota	76 71
												168	A	Wichita St.	62 48
												182	H	Tulsa	61 64
												187	A	Denver	82 60
												187	H	Denver	79 51
												198	A	Oral Roberts	73 68
												229	H	CSU Bakersfield	66 50
												230	H	Omaha	70 46
												233	H	UC Riverside	75 66
												265	N	Indiana St.	71 59
												270	A	North Dakota St.	82 67
												270	H	North Dakota St.	80 54
												315	A	Fort Wayne	79 60
												315	H	Fort Wayne	85 43
												316	A	Incarnate Word	81 51

								LAST 12 Division I GAMES:							
315	A	Fort Wayne	79 60	198	A	Oral Roberts	73 68								
270	H	North Dakota St.	80 54	315	H	Fort Wayne	85 43								
102	H	Western Ill.	92 81	102	A	Western Ill.	82 58								
187	A	Denver	82 60	270	A	North Dakota St.	82 67								
40	A	South Dakota St.	67 61	187	H	Denver	79 51								
230	H	Omaha	70 46	144	H	North Dakota	76 71								

Non-Div I Games: Mt. Marty 87 25 Bellevue 89 32

South Dakota

Average RPI Win:	179	WON-LOST	WINNING	LAST 10	STRENGTH OF	OPP. STRENGTH	TEAM	ADJ.	CONF.	ADJ CONF.
Average RPI Loss:	33	RECORD	PCT. RANK	GAMES	SCHEDULE	OF SCHEDULE	RPI	RPI	RPI	RPI
DIV. I ONLY	19- 5	31	8- 1	94	89	40	40	14	14	
DIV. I NON-CONF.	10- 4	73	0- 1	47	9	29	29	17	17	
TOTALS	RPI 1-25	RPI 26-50	W-L RECORDS	RPI 51-100	RPI 101-999	RPI 201+				
19- 5	1- 2	1- 2	OVERALL	2- 1	15- 0	6- 0				
11- 2	0- 1	1- 0	HOME	0- 1	10- 0	4- 0				
6- 3	0- 1	0- 2	AWAY	2- 0	4- 0	2- 0				
2- 0	1- 0	0- 0	NEUTRAL	0- 0	1- 0	0- 0				
10- 4	1- 2	1- 2	NON-CONFERENCE	2- 0	6- 0	1- 0				
6- 1	0- 1	1- 0	HOME	0- 0	5- 0	1- 0				
2- 3	0- 1	0- 2	AWAY	2- 0	0- 0	0- 0				
2- 0	1- 0	0- 0	NEUTRAL	0- 0	1- 0	0- 0				
9- 1	0- 0	0- 0	CONFERENCE	0- 1	9- 0	5- 0				
5- 1	0- 0	0- 0	HOME	0- 1	5- 0	3- 0				
4- 0	0- 0	0- 0	AWAY	0- 0	4- 0	2- 0				
0- 0	0- 0	0- 0	NEUTRAL	0- 0	0- 0	0- 0				

RPI 1-25				RPI 26-50				RPI 51-100				RPI 101+			
RPI	S	Opponent	Score	RPI	S	Opponent	Score	RPI	S	Opponent	Score	RPI	S	Opponent	Score
4	H	Louisville	64 68	29	H	Oklahoma	67 61	72	H	South Dakota	61 67	102	H	Western Ill.	84 48
13	A	Green Bay	41 55	38	A	FGCU	78 87	90	A	Drake	85 78	143	H	UNI	57 47
21	N	NC State	75 67	39	A	Creighton	65 72	93	A	George Washington	97 88	144	H	North Dakota	66 52
												168	H	Wichita St.	96 64
												178	N	Charlotte	71 70
												187	A	Denver	69 58
												187	H	Denver	95 59
												194	H	Bowling Green	76 44
												198	A	Oral Roberts	77 70
												230	A	Omaha	103 54
												230	H	Omaha	89 64
												270	A	North Dakota St.	85 64
												270	H	North Dakota St.	83 63
												315	H	Fort Wayne	105 49
												346	H	NJIT	92 48
LAST 12 Division I GAMES:															
				187	H	Denver	95 59					198	A	Oral Roberts	77 70
				230	A	Omaha	103 54					187	A	Denver	69 58
				270	A	North Dakota St.	85 64					270	H	North Dakota St.	83 63
				315	H	Fort Wayne	105 49					230	H	Omaha	89 64
				72	H	South Dakota	61 67					38	A	FGCU	78 87
				102	H	Western Ill.	84 48					168	H	Wichita St.	96 64

Non-Div I Games: Dakota Wesleyan 76 63

South Dakota St.

Average RPI Win: 143		WON-LOST RECORD	WINNING PCT. RANK	LAST 10 GAMES	STRENGTH OF SCHEDULE	OPP. STRENGTH OF SCHEDULE	TEAM RPI	ADJ. RPI	CONF. RPI	ADJ CONF. RPI
Average RPI Loss: 52										
DIV. I ONLY		19- 5	31	8- 2	89	9	28	28	8	8
DIV. I NON-CONF.		10- 3	51	0- 1	100	2	39	39	7	7
TOTALS		RPI 1-25	RPI 26-50	W-L RECORDS	RPI 51-100	RPI 101-999	RPI 201+			
19- 5	0- 2		3- 1	OVERALL	5- 1	11- 1	4- 0			
9- 1	0- 1		2- 0	HOME	1- 0	6- 0	3- 0			
7- 2	0- 0		0- 1	AWAY	2- 0	5- 1	1- 0			
3- 2	0- 1		1- 0	NEUTRAL	2- 1	0- 0	0- 0			
10- 3	0- 1		2- 1	NON-CONFERENCE	3- 1	5- 0	3- 0			
5- 0	0- 0		1- 0	HOME	0- 0	4- 0	2- 0			
2- 1	0- 0		0- 1	AWAY	1- 0	1- 0	1- 0			
3- 2	0- 1		1- 0	NEUTRAL	2- 1	0- 0	0- 0			
9- 2	0- 1		1- 0	CONFERENCE	2- 0	6- 1	1- 0			
4- 1	0- 1		1- 0	HOME	1- 0	2- 0	1- 0			
5- 1	0- 0		0- 0	AWAY	1- 0	4- 1	0- 0			
0- 0	0- 0		0- 0	NEUTRAL	0- 0	0- 0	0- 0			

RPI 1-25				RPI 26-50				RPI 51-100				RPI 101+			
RPI	S	Opponent	Score	RPI	S	Opponent	Score	RPI	S	Opponent	Score	RPI	S	Opponent	Score
1	H	UConn	49 100	27	H	LSU	61 55	60	N	St. John's (NY)	68 59	101	H	Butler	71 55
2	N	Notre Dame	66 76	29	A	Oklahoma	74 79	62	N	Michigan St.	73 83	137	A	Cincinnati	69 46
				47	N	Dayton	93 87	86	N	Washington St.	82 45	167	H	Southern U.	108 48
				49	H	UCF	62 45	93	A	George Washington	83 78	168	A	Wichita St.	56 64
								95	A	Tulane	63 53	177	A	Memphis	81 62
								95	H	Tulane	75 46	179	A	Temple	89 73
												179	H	Temple	76 60
												182	A	Tulsa	71 57
												209	H	East Carolina	88 47
												216	H	Arkansas St.	98 55
												299	A	FIU	82 52
												318	H	Houston Baptist	90 43
LAST 12 Division I GAMES:															
				209	H	East Carolina	88 47	49	H	UCF	62 45				
				95	A	Tulane	63 53	179	A	Temple	89 73				
				182	A	Tulsa	71 57	1	H	UConn	49 100				
				179	H	Temple	76 60	137	A	Cincinnati	69 46				
				168	A	Wichita St.	56 64	95	H	Tulane	75 46				
				177	A	Memphis	81 62	62	N	Michigan St.	73 83				

Non-Div I Games:

South Fla.

Average RPI Win:	292	WON-LOST	WINNING	LAST 10	STRENGTH OF	OPP. STRENGTH	TEAM	ADJ.	CONF.	ADJ CONF.
Average RPI Loss:	144	RECORD	PCT. RANK	GAMES	SCHEDULE	OF SCHEDULE	RPI	RPI	RPI	RPI
DIV. I ONLY	9- 14	236	4- 6	158	319	222	222	26	26	
DIV. I NON-CONF.	3- 7	254	0- 0	55	207	184	184	27	27	

TOTALS	RPI 1-25	RPI 26-50	W-L RECORDS	RPI 51-100	RPI 101-999	RPI 201+				
9- 14	0- 1	0- 1	OVERALL	0- 1	9- 11	8- 5				
5- 4	0- 0	0- 0	HOME	0- 1	5- 3	5- 2				
3- 10	0- 0	0- 0	AWAY	0- 0	3- 1	3- 0				
1- 0	0- 0	0- 0	NEUTRAL	0- 0	1- 0	0- 0				
3- 7	0- 1	0- 1	NON-CONFERENCE	0- 0	3- 5	2- 0				
2- 1	0- 0	0- 0	HOME	0- 0	2- 1	2- 0				
0- 6	0- 1	0- 1	AWAY	0- 0	0- 4	0- 0				
1- 0	0- 0	0- 0	NEUTRAL	0- 0	1- 0	0- 0				
6- 7	0- 0	0- 0	CONFERENCE	0- 1	6- 6	6- 5				
3- 3	0- 0	0- 0	HOME	0- 1	3- 2	3- 2				
3- 4	0- 0	0- 0	AWAY	0- 0	3- 4	3- 3				
0- 0	0- 0	0- 0	NEUTRAL	0- 0	0- 0	0- 0				

RPI 1-25				RPI 26-50				RPI 51-100				RPI 101+ Team's RPI: 222			
RPI	S	Opponent	Score	RPI	S	Opponent	Score	RPI	S	Opponent	Score	RPI	S	Opponent	Score
4	A	Louisville	40 80	45	A	Ball St.	56 69	69	H	Belmont	57 67	102	A	Western Ill.	59 87
												111	A	George Mason	38 57
												131	N	Saint Francis (PA)	82 50
												137	A	Cincinnati	52 65
												145	A	SIUE	57 65
												151	A	Kansas	50 51
												164	H	Southern Ill.	74 79
												203	A	Jacksonville St.	48 55
												204	A	Morehead St.	58 60
												204	H	Morehead St.	56 59
												238	A	Austin Peay	65 66
												238	H	Austin Peay	50 61
												249	H	Bradley	57 53
												298	A	Murray St.	85 74
												298	H	Murray St.	80 70
												309	A	Tennessee Tech	70 66
												322	H	Eastern Ky.	69 55
												333	H	Tennessee St.	71 66
												344	A	Eastern Ill.	77 54
												348	H	Evansville	74 65

LAST 12 Division I GAMES:															
204	A	Morehead St.	58 60	145	A	SIUE	57 65								
238	H	Austin Peay	50 61	322	H	Eastern Ky.	69 55								
298	H	Murray St.	80 70	204	H	Morehead St.	56 59								
203	A	Jacksonville St.	48 55	238	A	Austin Peay	65 66								
309	A	Tennessee Tech	70 66	298	A	Murray St.	85 74								
344	A	Eastern Ill.	77 54	333	H	Tennessee St.	71 66								

Non-Div I Games: Evangel 72 60 Missouri Valley 69 34

Southeast Mo. St.

Average RPI Win:	243	WON-LOST	WINNING	LAST 10	STRENGTH OF	OPP. STRENGTH	TEAM	ADJ.	CONF.	ADJ CONF.
Average RPI Loss:	182	RECORD	PCT. RANK	GAMES	SCHEDULE	OF SCHEDULE	RPI	RPI	RPI	RPI
DIV. I ONLY	6- 17	290	5- 5	257	272	289	289	25	25	
DIV. I NON-CONF.	1- 10	327	0- 0	170	214	292	292	25	25	

TOTALS	RPI 1-25	RPI 26-50	W-L RECORDS	RPI 51-100	RPI 101-999	RPI 201+				
6- 17	0- 0	0- 1	OVERALL	0- 2	6- 14	4- 8				
3- 6	0- 0	0- 0	HOME	0- 0	3- 6	2- 4				
3- 10	0- 0	0- 1	AWAY	0- 2	3- 7	2- 4				
0- 1	0- 0	0- 0	NEUTRAL	0- 0	0- 1	0- 0				
1- 10	0- 0	0- 1	NON-CONFERENCE	0- 2	1- 7	0- 4				
0- 3	0- 0	0- 0	HOME	0- 0	0- 3	0- 2				
1- 6	0- 0	0- 1	AWAY	0- 2	1- 3	0- 2				
0- 1	0- 0	0- 0	NEUTRAL	0- 0	0- 1	0- 0				
5- 7	0- 0	0- 0	CONFERENCE	0- 0	5- 7	4- 4				
3- 3	0- 0	0- 0	HOME	0- 0	3- 3	2- 2				
2- 4	0- 0	0- 0	AWAY	0- 0	2- 4	2- 2				
0- 0	0- 0	0- 0	NEUTRAL	0- 0	0- 0	0- 0				

RPI	S	Opponent	Score	RPI	S	Opponent	Score	RPI	S	Opponent	Score	RPI	S	Opponent	Score	Team's RPI: 289
27	A	LSU	56	84	63	A	TCU	62	112	109	H	Lamar University	58	75		
					92	A	Auburn	46	80	126	A	SFA	67	79		
										127	A	Bethune-Cookman	60	58		
										129	A	Central Ark.	47	63		
										129	H	Central Ark.	78	70		
										134	N	Kent St.	60	81		
										137	A	Cincinnati	43	82		
										155	H	Louisiana	56	68		
										214	A	Abilene Christian	80	86		
										223	A	Akron	54	66		
										246	A	Grambling	52	61		
										248	A	Nicholls St.	66	57		
										260	A	A&M-Corpus Christi	52	56		
										262	H	McNeese	65	77		
										276	H	Alcorn	77	84		
										308	H	Alabama A&M	74	76		
										316	H	Incarinate Word	65	54		
										318	A	Houston Baptist	76	61		
										320	H	Northwestern St.	71	65		
										332	H	Sam Houston St.	52	57		
LAST 12 Division I GAMES:																
316	H	Incarinate Word	65	54	318	A	Houston Baptist	76	61							
129	H	Central Ark.	78	70	262	H	McNeese	65	77							
260	A	A&M-Corpus Christi	52	56	109	H	Lamar University	58	75							
248	A	Nicholls St.	66	57	214	A	Abilene Christian	80	86							
332	H	Sam Houston St.	52	57	129	A	Central Ark.	47	63							
320	H	Northwestern St.	71	65	126	A	SFA	67	79							

Non-Div I Games:

Southeastern La.

Average RPI Win:	240	WON-LOST	WINNING	LAST 10	STRENGTH OF	OPP. STRENGTH	TEAM	ADJ.	CONF.	ADJ CONF.
Average RPI Loss:	130	RECORD	PCT. RANK	GAMES	SCHEDULE	OF SCHEDULE	RPI	RPI	RPI	RPI
DIV. I ONLY	11- 11	169	5- 5	150	244	164	164	24	24	
DIV. I NON-CONF.	4- 6	214	0- 0	59	247	131	131	22	22	

TOTALS	RPI 1-25	RPI 26-50	W-L RECORDS	RPI 51-100	RPI 101-999	RPI 201+				
11- 11	0- 0	0- 1	OVERALL	0- 5	11- 5	7- 3				
5- 4	0- 0	0- 0	HOME	0- 2	5- 2	2- 1				
6- 5	0- 0	0- 0	AWAY	0- 0	6- 1	5- 1				
0- 2	0- 0	0- 1	NEUTRAL	0- 1	0- 0	0- 0				
4- 6	0- 0	0- 1	NON-CONFERENCE	0- 3	4- 2	2- 1				
1- 2	0- 0	0- 0	HOME	0- 1	1- 1	0- 0				
3- 2	0- 0	0- 0	AWAY	0- 1	3- 1	2- 1				
0- 2	0- 0	0- 1	NEUTRAL	0- 1	0- 0	0- 0				
7- 5	0- 0	0- 0	CONFERENCE	0- 2	7- 3	5- 2				
4- 2	0- 0	0- 0	HOME	0- 1	4- 1	2- 1				
3- 3	0- 0	0- 0	AWAY	0- 1	3- 2	3- 1				
0- 0	0- 0	0- 0	NEUTRAL	0- 0	0- 0	0- 0				

RPI 1-25				RPI 26-50				RPI 51-100				RPI 101+				Team's RPI: 164
RPI	S	Opponent	Score	RPI	S	Opponent	Score	RPI	S	Opponent	Score	RPI	S	Opponent	Score	
				43	N	Miami (FL)	65 75	52	H	Western Ky.	49 75	114	H	Missouri St.	71 69	
								71	A	UAB	66 76	143	A	UNI	63 71	
								81	N	Albany (NY)	57 68	143	H	UNI	60 53	
								90	A	Drake	73 84	145	H	SIUE	53 57	
								90	H	Drake	64 75	177	A	Memphis	68 56	
												201	H	UT Martin	84 72	
												204	A	Morehead St.	81 85	
												222	A	Southeast Mo. St.	79 74	
												249	A	Bradley	63 62	
												253	A	Illinois St.	46 49	
												253	H	Illinois St.	36 39	
												265	A	Indiana St.	64 45	
												290	H	Valparaiso	74 63	
												295	H	Loyola Chicago	62 46	
												335	A	Marshall	64 59	
												348	A	Evansville	74 62	

LAST 12 Division I GAMES:																
				253	H	Illinois St.	36 39	253	A	Illinois St.	46 49					
				143	A	UNI	63 71	249	A	Bradley	63 62					
				90	A	Drake	73 84	90	H	Drake	64 75					
				114	H	Missouri St.	71 69	143	H	UNI	60 53					
				290	H	Valparaiso	74 63	265	A	Indiana St.	64 45					
				295	H	Loyola Chicago	62 46	348	A	Evansville	74 62					

Non-Div I Games: Martin Methodist 60 50

Southern Ill.

Average RPI Win:	243	WON-LOST	WINNING	LAST 10	STRENGTH OF	OPP. STRENGTH	TEAM	ADJ.	CONF.	ADJ CONF.
Average RPI Loss:	110	RECORD	PCT. RANK	GAMES	SCHEDULE	OF SCHEDULE	RPI	RPI	RPI	RPI
DIV. I ONLY	11- 9	142	5- 4	216	150	163	163	18	18	
DIV. I NON-CONF.	6- 5	153	0- 2	301	83	220	220	19	19	

TOTALS	RPI 1-25	RPI 26-50	W-L RECORDS	RPI 51-100	RPI 101-999	RPI 201+				
11- 9	0- 1	0- 0	OVERALL	2- 2	9- 6	7- 0				
8- 2	0- 0	0- 0	HOME	1- 0	7- 2	6- 0				
3- 7	0- 1	0- 0	AWAY	1- 2	2- 4	1- 0				
0- 0	0- 0	0- 0	NEUTRAL	0- 0	0- 0	0- 0				
6- 5	0- 1	0- 0	NON-CONFERENCE	1- 1	5- 3	5- 0				
5- 1	0- 0	0- 0	HOME	1- 0	4- 1	4- 0				
1- 4	0- 1	0- 0	AWAY	0- 1	1- 2	1- 0				
0- 0	0- 0	0- 0	NEUTRAL	0- 0	0- 0	0- 0				
5- 4	0- 0	0- 0	CONFERENCE	1- 1	4- 3	2- 0				
3- 1	0- 0	0- 0	HOME	0- 0	3- 1	2- 0				
2- 3	0- 0	0- 0	AWAY	1- 1	1- 2	0- 0				
0- 0	0- 0	0- 0	NEUTRAL	0- 0	0- 0	0- 0				

RPI 1-25				RPI 26-50				RPI 51-100				RPI 101+				Team's RPI: 163
RPI	S	Opponent	Score	RPI	S	Opponent	Score	RPI	S	Opponent	Score	RPI	S	Opponent	Score	
3	A	Mississippi St.	56 91					52	A	Western Ky.	60 81	108	A	Rice	56 62	
								67	A	Georgia Tech	44 63	110	H	South Ala.	57 78	
								71	A	UAB	80 63	117	A	Middle Tenn.	61 53	
								95	H	Tulane	66 58	122	A	Ole Miss	59 68	
												171	A	Samford	56 61	
												173	H	Louisiana Tech	65 50	
												178	A	Charlotte	56 66	
												178	H	Charlotte	79 85	
												276	H	Alcorn	72 67	
												293	H	UTSA	83 60	
												317	H	Alabama St.	72 35	
												320	A	Northwestern St.	71 59	
												332	H	Sam Houston St.	58 38	
												335	H	Marshall	70 61	
												342	H	Mississippi Val.	84 69	

LAST 12 Division I GAMES:																
335	H	Marshall	70 61	173	H	Louisiana Tech	65 50									
108	A	Rice	56 62	52	A	Western Ky.	60 81									
293	H	UTSA	83 60	178	A	Charlotte	56 66									
178	H	Charlotte	79 85	67	A	Georgia Tech	44 63									
117	A	Middle Tenn.	61 53	171	A	Samford	56 61									
71	A	UAB	80 63	332	H	Sam Houston St.	58 38									

Non-Div I Games: William Carey 82 44 Blue Mountain (MS) 96 46

Southern Miss.

Average RPI Win: 299		WON-LOST RECORD	WINNING PCT. RANK	LAST 10 GAMES	STRENGTH OF SCHEDULE	OPP. STRENGTH OF SCHEDULE	TEAM RPI	ADJ. RPI	CONF. RPI	ADJ CONF. RPI
Average RPI Loss: 123										
DIV. I ONLY		9- 10	203	8- 2	191	320	167	167	32	32
DIV. I NON-CONF.		0- 8	337	0- 1	31	28	259	259	32	32
TOTALS		RPI 1-25	RPI 26-50	W-L RECORDS		RPI 51-100	RPI 101-999	RPI 201+		
9- 10	0- 0		0- 2	OVERALL		0- 3	9- 5	9- 2		
5- 0	0- 0		0- 0	HOME		0- 0	5- 0	5- 0		
4- 9	0- 0		0- 2	AWAY		0- 2	4- 5	4- 2		
0- 1	0- 0		0- 0	NEUTRAL		0- 1	0- 0	0- 0		
0- 8	0- 0		0- 2	NON-CONFERENCE		0- 3	0- 3	0- 0		
0- 0	0- 0		0- 0	HOME		0- 0	0- 0	0- 0		
0- 7	0- 0		0- 2	AWAY		0- 2	0- 3	0- 0		
0- 1	0- 0		0- 0	NEUTRAL		0- 1	0- 0	0- 0		
9- 2	0- 0		0- 0	CONFERENCE		0- 0	9- 2	9- 2		
5- 0	0- 0		0- 0	HOME		0- 0	5- 0	5- 0		
4- 2	0- 0		0- 0	AWAY		0- 0	4- 2	4- 2		
0- 0	0- 0		0- 0	NEUTRAL		0- 0	0- 0	0- 0		

RPI 1-25				RPI 26-50				RPI 51-100				RPI 101+				Team's RPI: 167	
RPI	S	Opponent	Score	RPI	S	Opponent	Score	RPI	S	Opponent	Score	RPI	S	Opponent	Score		
				28	A	South Fla.	48 108	64	N	Tol edo	76 81	110	A	South Ala.	65 69		
				44	A	Okl ahoma St.	66 94	70	A	Indi ana	49 64	127	A	Bethune-Cookman	56 68		
								92	A	Auburn	47 65	184	A	Wi sconsi n	74 77		
												246	A	Grambl ing	71 79		
												246	H	Grambl ing	63 44		
												250	A	Texas Southern	67 57		
												264	A	Prai rie View	62 69		
												276	H	Al corn	64 56		
												306	A	Jackson St.	68 58		
												306	H	Jackson St.	86 76		
												308	H	Al abama A&M	77 62		
												317	H	Al abama St.	66 58		
												337	A	Ark. -Pi ne Bl uff	71 52		
												342	A	Mi ssi ssi ppi Val .	70 54		
LAST 12 Division I GAMES:																	
				306	A	Jackson St.	68 58	337	A	Ark. -Pi ne Bl uff	71 52						
				246	A	Grambl ing	71 79	306	H	Jackson St.	86 76						
				276	H	Al corn	64 56	246	H	Grambl ing	63 44						
				308	H	Al abama A&M	77 62	264	A	Prai rie View	62 69						
				317	H	Al abama St.	66 58	250	A	Texas Southern	67 57						
				342	A	Mi ssi ssi ppi Val .	70 54	64	N	Tol edo	76 81						

Non-Div I Games:	Mobile	86	54
------------------	--------	----	----

Southern U.

■ Loss, ■ Non-Conf, S Site, H Home A Away N Neutral

Average RPI Win:	263	WON-LOST	WINNING	LAST 10	STRENGTH OF	OPP. STRENGTH	TEAM	ADJ.	CONF.	ADJ CONF.
Average RPI Loss:	188	RECORD	PCT. RANK	GAMES	SCHEDULE	OF SCHEDULE	RPI	RPI	RPI	RPI
DIV. I ONLY	3- 19	327	2- 8	141	342	311	311	19	19	
DIV. I NON-CONF.	1- 10	327	0- 1	147	337	327	327	14	14	

TOTALS	RPI 1-25	RPI 26-50	W-L RECORDS	RPI 51-100	RPI 101-999	RPI 201+				
3- 19	0- 1	0- 0	OVERALL	0- 1	3- 17	2- 9				
2- 7	0- 0	0- 0	HOME	0- 1	2- 6	1- 3				
1- 12	0- 1	0- 0	AWAY	0- 0	1- 11	1- 6				
0- 0	0- 0	0- 0	NEUTRAL	0- 0	0- 0	0- 0				
1- 10	0- 1	0- 0	NON-CONFERENCE	0- 1	1- 8	1- 5				
1- 4	0- 0	0- 0	HOME	0- 1	1- 3	1- 1				
0- 6	0- 1	0- 0	AWAY	0- 0	0- 5	0- 4				
0- 0	0- 0	0- 0	NEUTRAL	0- 0	0- 0	0- 0				
2- 9	0- 0	0- 0	CONFERENCE	0- 0	2- 9	1- 4				
1- 3	0- 0	0- 0	HOME	0- 0	1- 3	0- 2				
1- 6	0- 0	0- 0	AWAY	0- 0	1- 6	1- 2				
0- 0	0- 0	0- 0	NEUTRAL	0- 0	0- 0	0- 0				

RPI	S	Opponent	Score	RPI	S	Opponent	Score	RPI	S	Opponent	Score	RPI	S	Opponent	Score	Team's RPI: 311
10	A	Oregon	38 98					66	H	UC Davis	59 85	123	A	BYU	67 75	
												149	H	Binghamton	66 72	
												152	A	Idaho	51 74	
												161	A	Weber St.	50 65	
												161	H	Weber St.	64 77	
												165	A	Idaho St.	39 66	
												165	H	Idaho St.	76 70	
												176	H	UC Irvine	64 71	
												189	A	Eastern Wash.	41 58	
												202	A	San Diego	59 72	
												227	A	Montana	71 81	
												227	H	Montana	65 74	
												229	H	CSU Bakersfield	45 46	
												231	A	Montana St.	71 91	
												231	H	Montana St.	57 63	
												271	A	Grand Canyon	54 59	
												279	A	Arizona	74 76	
												297	H	Utah St.	70 67	
												328	A	Northern Ariz.	60 57	
												330	A	Utah Valley	61 69	
LAST 12 Division I GAMES:																
165	A	Idaho St.	39 66	328	A	Northern Ariz.	60 57									
161	A	Weber St.	50 65	161	H	Weber St.	64 77									
231	H	Montana St.	57 63	165	H	Idaho St.	76 70									
227	H	Montana	65 74	227	A	Montana	71 81									
189	A	Eastern Wash.	41 58	231	A	Montana St.	71 91									
152	A	Idaho	51 74	279	A	Arizona	74 76									

Non-Div I Games:

Southern Utah

Average RPI Win:	227	WON-LOST	WINNING	LAST 10	STRENGTH OF	OPP. STRENGTH	TEAM	ADJ.	CONF.	ADJ CONF.
Average RPI Loss:	126	RECORD	PCT. RANK	GAMES	SCHEDULE	OF SCHEDULE	RPI	RPI	RPI	RPI
DIV. I ONLY	7- 17	281	2- 8	101	183	243	243	12	12	
DIV. I NON-CONF.	5- 8	220	0- 1	99	240	201	201	10	10	

TOTALS	RPI 1-25	RPI 26-50	W-L RECORDS	RPI 51-100	RPI 101-999	RPI 201+				
7- 17	0- 1	0- 1	OVERALL	1- 7	6- 8	4- 3				
5- 7	0- 1	0- 0	HOME	1- 2	4- 4	3- 0				
1- 10	0- 0	0- 1	AWAY	0- 5	1- 4	0- 3				
1- 0	0- 0	0- 0	NEUTRAL	0- 0	1- 0	1- 0				
5- 8	0- 1	0- 0	NON-CONFERENCE	1- 3	4- 4	2- 2				
3- 3	0- 1	0- 0	HOME	1- 1	2- 1	1- 0				
1- 5	0- 0	0- 0	AWAY	0- 2	1- 3	0- 2				
1- 0	0- 0	0- 0	NEUTRAL	0- 0	1- 0	1- 0				
2- 9	0- 0	0- 1	CONFERENCE	0- 4	2- 4	2- 1				
2- 4	0- 0	0- 0	HOME	0- 1	2- 3	2- 0				
0- 5	0- 0	0- 1	AWAY	0- 3	0- 1	0- 1				
0- 0	0- 0	0- 0	NEUTRAL	0- 0	0- 0	0- 0				

RPI 1-25				RPI 26-50				RPI 51-100				RPI 101+ Team's RPI: 243			
RPI	S	Opponent	Score	RPI	S	Opponent	Score	RPI	S	Opponent	Score	RPI	S	Opponent	Score
23	H	Buffalo	59 76	47	A	Dayton	59 80	55	A	Duquesne	59 73	111	H	George Mason	63 76
								64	H	Tol edo	39 58	119	H	Del aware	52 53
								74	A	Fordham	48 72	132	A	Bucknel I	59 48
								78	H	Penn St.	65 62	156	H	Davi dson	68 75
								81	A	Al bany (NY)	52 69	188	H	Sai nt Joseph' s	64 70
								83	A	Navy	48 86	195	H	Eastern Mi ch.	70 51
								93	H	George Washi ngton	56 63	197	A	Si ena	62 70
								99	A	Sai nt Loui s	55 78	225	A	La Sal l e	63 66
												237	H	Ni agara	76 58
												240	A	Hofstra	68 71
												285	A	Can i si us	69 71
												288	H	Massachusetts	69 59
												326	N	UMBC	63 54
												331	H	Rhode Isl and	81 70

LAST 12 Division I GAMES:															
				93	H	George Washington	56 63	225	A	La Sal l e	63 66				
				111	H	George Mason	63 76	47	A	Dayton	59 80				
				55	A	Duquesne	59 73	288	H	Massachusetts	69 59				
				74	A	Fordham	48 72	188	H	Sai nt Joseph' s	64 70				
				156	H	Davi dson	68 75	99	A	Sai nt Loui s	55 78				
				331	H	Rhode Isl and	81 70	240	A	Hofstra	68 71				

Non-Div I Games:

St. Bonaventure

Average RPI Win: 284		WON-LOST RECORD	WINNING PCT. RANK	LAST 10 GAMES	STRENGTH OF SCHEDULE	OPP. STRENGTH OF SCHEDULE	TEAM RPI	ADJ. RPI	CONF. RPI	ADJ CONF. RPI
Loss: 208										
DIV. I ONLY		9- 13	224	5- 5	325	305	275	275	29	29
DIV. I NON-CONF.		4- 7	226	0- 1	298	274	278	278	29	29
TOTALS		RPI 1-25	RPI 26-50	W-L RECORDS	RPI 51-100	RPI 101-999	RPI 201+			
9- 13	0- 0		0- 0	OVERALL	0- 1	9- 12	8- 8			
6- 2	0- 0		0- 0	HOME	0- 0	6- 2	5- 2			
3- 10	0- 0		0- 0	AWAY	0- 1	3- 9	3- 5			
0- 1	0- 0		0- 0	NEUTRAL	0- 0	0- 1	0- 1			
4- 7	0- 0		0- 0	NON-CONFERENCE	0- 1	4- 6	3- 4			
3- 1	0- 0		0- 0	HOME	0- 0	3- 1	2- 1			
1- 5	0- 0		0- 0	AWAY	0- 1	1- 4	1- 2			
0- 1	0- 0		0- 0	NEUTRAL	0- 0	0- 1	0- 1			
5- 6	0- 0		0- 0	CONFERENCE	0- 0	5- 6	5- 4			
3- 1	0- 0		0- 0	HOME	0- 0	3- 1	3- 1			
2- 5	0- 0		0- 0	AWAY	0- 0	2- 5	2- 3			
0- 0	0- 0		0- 0	NEUTRAL	0- 0	0- 0	0- 0			

RPI 1-25				RPI 26-50				RPI 51-100				RPI 101+				Team's RPI: 275	
RPI	S	Opponent	Score	RPI	S	Opponent	Score	RPI	S	Opponent	Score	RPI	S	Opponent	Score		
								60	A	St. John's (NY)	49	73	105	A	Seton Hall	50	84
												131	A	Saint Francis (PA)	75	90	
												153	A	Robert Morris	36	59	
												175	H	Army West Point	73	52	
												193	A	Fla. Atlantic	60	80	
												204	H	Morehead St.	59	73	
												219	N	Norfolk St.	51	52	
												220	H	Loyola Maryland	64	47	
												235	A	Howard	69	72	
												252	A	Manhattan	54	57	
												267	H	Fairleigh Dickinson	62	70	
												277	A	LIU Brooklyn	59	61	
												283	A	Mt. St. Mary's	75	56	
												283	H	Mt. St. Mary's	82	73	
												284	A	Bryant	63	73	
												291	H	Sacred Heart	63	48	
												294	A	Central Conn. St.	78	70	
												323	A	Wagner	47	50	
												323	H	Wagner	80	76	
												338	H	Iona	72	63	
												345	A	Saint Peter's	64	49	
LAST 12 Division I GAMES:																	
283	A	Mt. St. Mary's	75	56	323	H	Wagner	80	76								
323	A	Wagner	47	50	283	H	Mt. St. Mary's	82	73								
291	H	Sacred Heart	63	48	153	A	Robert Morris	36	59								
267	H	Fairleigh Dickinson	62	70	131	A	Saint Francis (PA)	75	90								
284	A	Bryant	63	73	277	A	LIU Brooklyn	59	61								
294	A	Central Conn. St.	78	70	204	H	Morehead St.	59	73								

Non-Div l Games:

St. Francis Brooklyn

■ Loss, ■ Non-Conf, S Site, H Home A Away N Neutral

Average RPI Win:	119	WON-LOST	WINNING	LAST 10	STRENGTH OF	OPP. STRENGTH	TEAM	ADJ.	CONF.	ADJ CONF.
Average RPI Loss:	22	RECORD	PCT. RANK	GAMES	SCHEDULE	OF SCHEDULE	RPI	RPI	RPI	RPI
DIV. I ONLY	17- 8	74	8- 2	4	17	12	12	5	5	
DIV. I NON-CONF.	6- 6	170	0- 0	4	13	37	37	3	3	

TOTALS	RPI 1-25	RPI 26-50	W-L RECORDS	RPI 51-100	RPI 101-999	RPI 201+				
17- 8	2- 6	4- 1	OVERALL	4- 0	7- 1	4- 0				
10- 2	1- 1	2- 0	HOME	3- 0	4- 1	3- 0				
5- 4	1- 3	2- 1	AWAY	0- 0	2- 0	1- 0				
2- 2	0- 2	0- 0	NEUTRAL	1- 0	1- 0	0- 0				
6- 6	0- 5	0- 0	NON-CONFERENCE	2- 0	4- 1	2- 0				
3- 2	0- 1	0- 0	HOME	1- 0	2- 1	2- 0				
1- 2	0- 2	0- 0	AWAY	0- 0	1- 0	0- 0				
2- 2	0- 2	0- 0	NEUTRAL	1- 0	1- 0	0- 0				
11- 2	2- 1	4- 1	CONFERENCE	2- 0	3- 0	2- 0				
7- 0	1- 0	2- 0	HOME	2- 0	2- 0	1- 0				
4- 2	1- 1	2- 1	AWAY	0- 0	1- 0	1- 0				
0- 0	0- 0	0- 0	NEUTRAL	0- 0	0- 0	0- 0				

RPI 1-25				RPI 26-50				RPI 51-100				RPI 101+			
RPI	S	Opponent	Score	RPI	S	Opponent	Score	RPI	S	Opponent	Score	RPI	S	Opponent	Score
1	N	UConn	53 78	33	A	Arizona St.	66 73	69	N	Belmont	74 53	102	H	Western Ill.	64 71
5	A	Ohio St.	64 85	33	H	Arizona St.	74 50	86	H	Washington St.	70 57	134	N	Kent St.	79 54
5	N	Ohio St.	82 94	46	A	Southern Cal i forn i a	59 55	89	H	Utah	70 49	162	A	San Franci sco	86 66
7	A	Baylor	57 81	46	H	Southern Cal i forn i a	72 65	91	H	UNLV	74 33	172	H	Washi ngton	71 45
8	H	Tennessee	71 83	50	A	Oregon St.	60 57					229	H	CSU Bakersfi el d	57 34
10	A	Oregon	78 65									233	H	UC Ri versi de	53 43
11	A	UCLA	53 64									279	A	Ari zona	61 46
11	H	UCLA	76 65									279	H	Ari zona	79 42

LAST 12 Di v i s i o n I GAMES:															
89	H	Utah	70 49	46	A	Southern Cal i forn i a	59 55	172	H	Washington	71 45				
10	A	Oregon	78 65					86	H	Washington St.	70 57				
50	A	Oregon St.	60 57					33	A	Ari zona St.	66 73				
279	H	Ari zona	79 42					279	A	Ari zona	61 46				
33	H	Ari zona St.	74 50					46	H	Southern Cal i forn i a	72 65				
11	A	UCLA	53 64												

Non-Di v I Games:

Stanford

Average RPI Win: 224	WON-LOST RECORD	WINNING PCT. RANK	LAST 10 GAMES	STRENGTH OF SCHEDULE	OPP. STRENGTH OF SCHEDULE	TEAM RPI	ADJ. RPI	CONF. RPI	ADJ. CONF. RPI
Average RPI Loss: 118									
DIV. I ONLY	12- 11	160	6- 4	176	155	169	169	22	22
DIV. I NON-CONF.	7- 7	170	2- 1	117	99	146	146	21	21

TOTALS	RPI 1-25	RPI 26-50	W-L RECORDS	RPI 51-100	RPI 101-999	RPI 201+			
12- 11	0- 2	0- 1	OVERALL	1- 4	11- 4	8- 2			
7- 2	0- 0	0- 0	HOME	1- 1	6- 1	5- 0			
3- 5	0- 2	0- 1	AWAY	0- 1	3- 1	2- 1			
2- 4	0- 0	0- 0	NEUTRAL	0- 2	2- 2	1- 1			
7- 7	0- 2	0- 0	NON-CONFERENCE	1- 2	6- 3	3- 1			
4- 1	0- 0	0- 0	HOME	1- 0	3- 1	2- 0			
1- 2	0- 2	0- 0	AWAY	0- 0	1- 0	0- 0			
2- 4	0- 0	0- 0	NEUTRAL	0- 2	2- 2	1- 1			
5- 4	0- 0	0- 1	CONFERENCE	0- 2	5- 1	5- 1			
3- 1	0- 0	0- 0	HOME	0- 1	3- 0	3- 0			
2- 3	0- 0	0- 1	AWAY	0- 1	2- 1	2- 1			
0- 0	0- 0	0- 0	NEUTRAL	0- 0	0- 0	0- 0			

RPI 1-25				RPI 26-50				RPI 51-100				RPI 101+ Team's RPI: 169			
RPI	S	Opponent	Score	RPI	S	Opponent	Score	RPI	S	Opponent	Score	RPI	S	Opponent	Score
6	A	Florida St.	39 84	38	A	FGCU	40 80	52	N	Western Ky.	58 66	145	A	SIUE	65 61
9	A	Texas	59 95					87	H	Chattanooga	78 67	147	H	Texas St.	61 54
								97	A	Jacksonville	63 73	160	H	High Point	64 69
								97	H	Jacksonville	54 61	170	N	Florida	85 71
								98	N	Wright St.	59 64	190	N	Providence	45 56
												211	H	Richmond	72 67
												228	A	North Florida	68 51
												228	H	North Florida	68 55
												232	H	Northern Ky.	67 56
												261	N	UMKC	50 67
												266	A	Lipscomb	59 55
												286	A	Kennesaw St.	49 66
												296	H	USC Upstate	62 61
												329	N	Delaware St.	58 43
												346	H	NJIT	73 55

LAST 12 Division I GAMES:															
				97	H	Jacksonville	54 61	346	H	NJIT	73 55				
				228	A	North Florida	68 51	296	H	USC Upstate	62 61				
				97	A	Jacksonville	63 73	38	A	FGCU	40 80				
				228	H	North Florida	68 55	329	N	Delaware St.	58 43				
				286	A	Kennesaw St.	49 66	261	N	UMKC	50 67				
				266	A	Lipscomb	59 55	147	H	Texas St.	61 54				

Non-Div I Games: Thomas (GA) 92 41 Webber Int'l 67 30

Stetson

Average RPI Win:	280	WON-LOST	WINNING	LAST 10	STRENGTH OF	OPP. STRENGTH	TEAM	ADJ.	CONF.	ADJ CONF.
Average RPI Loss:	126	RECORD	PCT. RANK	GAMES	SCHEDULE	OF SCHEDULE	RPI	RPI	RPI	RPI
DIV. I ONLY	13- 11	150	6- 4	289	254	207	207	20	20	
DIV. I NON-CONF.	7- 5	132	0- 0	330	256	223	223	24	24	

TOTALS	RPI 1-25	RPI 26-50	W-L RECORDS	RPI 51-100	RPI 101-999	RPI 201+				
13- 11	0- 0	0- 1	OVERALL	0- 4	13- 6	11- 1				
6- 5	0- 0	0- 0	HOME	0- 1	6- 4	6- 0				
7- 6	0- 0	0- 1	AWAY	0- 3	7- 2	5- 1				
0- 0	0- 0	0- 0	NEUTRAL	0- 0	0- 0	0- 0				
7- 5	0- 0	0- 1	NON-CONFERENCE	0- 1	7- 3	7- 1				
4- 1	0- 0	0- 0	HOME	0- 0	4- 1	4- 0				
3- 4	0- 0	0- 1	AWAY	0- 1	3- 2	3- 1				
0- 0	0- 0	0- 0	NEUTRAL	0- 0	0- 0	0- 0				
6- 6	0- 0	0- 0	CONFERENCE	0- 3	6- 3	4- 0				
2- 4	0- 0	0- 0	HOME	0- 1	2- 3	2- 0				
4- 2	0- 0	0- 0	AWAY	0- 2	4- 0	2- 0				
0- 0	0- 0	0- 0	NEUTRAL	0- 0	0- 0	0- 0				

RPI 1-25				RPI 26-50				RPI 51-100				RPI 101+				Team's RPI : 207	
RPI	S	Opponent	Score	RPI	S	Opponent	Score	RPI	S	Opponent	Score	RPI	S	Opponent	Score		
37	A	Syracuse	70 81					68	A	Maine	56 64	118	H	Yale	71 77		
								73	A	Harvard	53 60	149	A	Binghamton	67 59		
								81	A	Albany (NY)	58 64	149	H	Binghamton	64 69		
								81	H	Albany (NY)	68 72	158	A	Hartford	66 58		
												158	H	Hartford	68 75		
												180	H	New Hampshire	50 51		
												183	A	Northwestern	36 68		
												240	A	Hofstra	73 49		
												252	H	Manhattan	74 59		
												263	A	Cornell	40 48		
												267	A	Fairleigh Dickinson	56 51		
												272	H	Vermont	80 57		
												294	H	Central Conn. St.	60 55		
												323	H	Wagner	69 50		
												325	A	Ga. Southern	68 49		
												326	A	UMBC	69 44		
												338	H	Iona	63 46		
												347	A	UMass Lowell	63 60		
												347	H	UMass Lowell	59 50		
LAST 12 Division I GAMES:																	
347	A	UMass Lowell	63 60	180	H	New Hampshire	50 51										
149	H	Binghamton	64 69	149	A	Binghamton	67 59										
158	A	Hartford	66 58	272	H	Vermont	80 57										
326	A	UMBC	69 44	81	H	Albany (NY)	68 72										
81	A	Albany (NY)	58 64	158	H	Hartford	68 75										
347	H	UMass Lowell	59 50	68	A	Maine	56 64										

Non-Div I Games: Farmingdale St. 76 25

Stony Brook

Average RPI Win: 223
Average RPI Loss: 66

WON-LOST
RECORD

WINNING
PCT. RANK

LAST 10
GAMES

STRENGTH OF
SCHEDULE

OPP. STRENGTH
OF SCHEDULE

TEAM
RPI

ADJ.
RPI

CONF.
RPI

ADJ CONF.
RPI

DIV. I ONLY	10- 13	212	2- 8	81	75	179	179	8	8
DIV. I NON-CONF.	8- 5	111	0- 2	181	101	170	170	7	7
TOTALS	RPI 1-25	RPI 26-50	W-L RECORDS	RPI 51-100	RPI 101-999	RPI 201+			
10- 13	0- 4	0- 3	OVERALL	1- 3	9- 3	5- 1			
8- 8	0- 4	0- 1	HOME	1- 2	7- 1	3- 0			
2- 5	0- 0	0- 0	AWAY	0- 1	2- 0	2- 0			
0- 0	0- 0	0- 0	NEUTRAL	0- 0	0- 0	0- 0			
8- 5	0- 3	0- 0	NON-CONFERENCE	1- 1	7- 1	4- 0			
6- 5	0- 3	0- 0	HOME	1- 1	5- 1	2- 0			
2- 0	0- 0	0- 0	AWAY	0- 0	2- 0	2- 0			
0- 0	0- 0	0- 0	NEUTRAL	0- 0	0- 0	0- 0			
2- 8	0- 1	0- 3	CONFERENCE	0- 2	2- 2	1- 1			
2- 3	0- 1	0- 1	HOME	0- 1	2- 0	1- 0			
0- 5	0- 0	0- 2	AWAY	0- 1	0- 2	0- 1			
0- 0	0- 0	0- 0	NEUTRAL	0- 0	0- 0	0- 0			

RPI	S	Opponent	Score	RPI	S	Opponent	Score	RPI	S	Opponent	Score	RPI	S	Opponent	Score	Team's RPI: 179
1	H	UConn	57 113	28	A	South Fla.	60 76	51	H	Houston	75 99	122	H	Ole Miss	48 64	
17	H	South Carolina	60 87	28	H	South Fla.	73 89	73	H	Harvard	86 64	137	A	Cincinnati	72 80	
18	H	Rutgers	67 84	49	A	UCF	46 76	80	H	Penn	59 74	166	H	Marist	83 77	
25	H	Villanova	65 69					95	A	Tulane	65 69	182	H	Tulsa	76 75	
												188	H	Saint Joseph's	69 66	
												191	H	Hampton	65 56	
												210	A	SMU	56 60	
												210	H	SMU	55 52	
												225	A	La Salle	69 52	
												323	H	Wagner	70 36	
												329	H	Delaware St.	96 72	
												338	A	Iona	59 54	
LAST 12 Division I GAMES:																
95	A	Tulane	65 69	51	H	Houston	75 99	137	A	Cincinnati	72 80	28	H	South Fla.	73 89	
182	H	Tulsa	76 75	210	A	SMU	56 60	210	H	SMU	55 52	49	A	UCF	46 76	
28	A	South Fla.	60 76	80	H	Penn	59 74	17	H	South Carolina	60 87					
1	H	UConn	57 113													

Non-Div I Games:

Temple

Average RPI	Win: 110	WON-LOST RECORD	WINNING PCT. RANK	LAST 10 GAMES	STRENGTH OF SCHEDULE	OPP. STRENGTH OF SCHEDULE	TEAM RPI	ADJ. RPI	CONF. RPI	ADJ CONF. RPI
Average RPI	Loss: 12									
DIV. I ONLY	20- 4	14	6- 4	19	4	8	8	2	2	
DIV. I NON-CONF.	12- 1	6	0- 1	22	33	4	4	2	2	

TOTALS	RPI 1-25	RPI 26-50	W-L RECORDS	RPI 51-100	RPI 101-999	RPI 201+				
20- 4	4- 3	2- 1	OVERALL	4- 0	10- 0	2- 0				
11- 1	2- 1	0- 0	HOME	2- 0	7- 0	1- 0				
6- 3	2- 2	0- 1	AWAY	1- 0	3- 0	1- 0				
3- 0	0- 0	2- 0	NEUTRAL	1- 0	0- 0	0- 0				
12- 1	2- 1	2- 0	NON-CONFERENCE	2- 0	6- 0	2- 0				
7- 0	1- 0	0- 0	HOME	1- 0	5- 0	1- 0				
2- 1	1- 1	0- 0	AWAY	0- 0	1- 0	1- 0				
3- 0	0- 0	2- 0	NEUTRAL	1- 0	0- 0	0- 0				
8- 3	2- 2	0- 1	CONFERENCE	2- 0	4- 0	0- 0				
4- 1	1- 1	0- 0	HOME	1- 0	2- 0	0- 0				
4- 2	1- 1	0- 1	AWAY	1- 0	2- 0	0- 0				
0- 0	0- 0	0- 0	NEUTRAL	0- 0	0- 0	0- 0				

RPI	S	Opponent	Score	RPI	S	Opponent	Score	RPI	S	Opponent	Score	RPI	S	Opponent	Score
2	A	Notre Dame	70 84	27	A	LSU	59 70	72	N	South Dakota	69 49	106	A	Kentucky	63 49
3	H	Mississippi St.	52 71	31	N	Marquette	101 99	75	H	James Madison	89 60	122	H	Ole Miss	75 66
9	H	Texas	82 75	44	N	Oklahoma St.	79 69	92	H	Auburn	70 59	124	A	Vanderbilt	74 64
12	A	Stanford	83 71					94	A	Arkansas	90 85	124	H	Vanderbilt	86 73
15	A	Texas A&M	76 79									129	H	Central Ark.	77 34
15	H	Texas A&M	82 67									141	H	ETSU	87 49
17	A	South Carolina	86 70									168	H	Wichita St.	68 56
												181	H	Troy	131 69
												317	H	Alabama St.	104 51
												327	A	Long Beach St.	90 61

LAST 12 Division I GAMES:															
94	A	Arkansas	90 85	2	A	Notre Dame	70 84	17	A	South Carolina	86 70	15	A	Texas A&M	76 79
124	A	Vanderbilt	74 64	124	H	Vanderbilt	86 73	92	H	Auburn	70 59	106	A	Kentucky	63 49
15	H	Texas A&M	82 67	27	A	LSU	59 70								
122	H	Ole Miss	75 66	3	H	Mississippi St.	52 71								

Non-Div I Games:

Tennessee

Average RPI Win:	310	WON-LOST	WINNING	LAST 10	STRENGTH OF	OPP. STRENGTH	TEAM	ADJ.	CONF.	ADJ CONF.
Average RPI Loss:	196	RECORD	PCT. RANK	GAMES	SCHEDULE	OF SCHEDULE	RPI	RPI	RPI	RPI
DIV. I ONLY	4- 17	311	3- 7	277	318	333	333	26	26	
DIV. I NON-CONF.	1- 7	310	0- 0	178	300	328	328	27	27	

TOTALS	RPI 1-25	RPI 26-50	W-L RECORDS	RPI 51-100	RPI 101-999	RPI 201+				
4- 17	0- 1	0- 1	OVERALL	0- 1	4- 14	4- 9				
3- 9	0- 0	0- 1	HOME	0- 1	3- 7	3- 5				
1- 8	0- 1	0- 0	AWAY	0- 0	1- 7	1- 4				
0- 0	0- 0	0- 0	NEUTRAL	0- 0	0- 0	0- 0				
1- 7	0- 1	0- 1	NON-CONFERENCE	0- 0	1- 5	1- 3				
1- 4	0- 0	0- 1	HOME	0- 0	1- 3	1- 2				
0- 3	0- 1	0- 0	AWAY	0- 0	0- 2	0- 1				
0- 0	0- 0	0- 0	NEUTRAL	0- 0	0- 0	0- 0				
3- 10	0- 0	0- 0	CONFERENCE	0- 1	3- 9	3- 6				
2- 5	0- 0	0- 0	HOME	0- 1	2- 4	2- 3				
1- 5	0- 0	0- 0	AWAY	0- 0	1- 5	1- 3				
0- 0	0- 0	0- 0	NEUTRAL	0- 0	0- 0	0- 0				

RPI 1-25				RPI 26-50				RPI 51-100				RPI 101+ Team's RPI: 333			
RPI	S	Opponent	Score	RPI	S	Opponent	Score	RPI	S	Opponent	Score	RPI	S	Opponent	Score
4	A	Louisville	56 95	45	H	Ball St.	65 85	69	H	Belmont	70 87	145	A	SIUE	63 74
												145	H	SIUE	76 88
												177	A	Memphis	75 79
												181	H	Troy	66 95
												201	A	UT Martin	68 80
												203	H	Jacksonville St.	56 75
												204	A	Morehead St.	81 97
												216	A	Arkansas St.	62 68
												222	A	Southeast Mo. St.	66 71
												238	H	Austin Peay	59 75
												266	H	Lipscomb	71 64
												298	H	Murray St.	73 85
												308	H	Alabama A&M	75 77
												309	H	Tennessee Tech	76 66
												322	A	Eastern Ky.	59 58
												335	H	Marshall	65 71
												344	A	Eastern Ill.	59 66
												344	H	Eastern Ill.	86 68

LAST 12 Division I GAMES:															
				69	H	Belmont	70 87	238	H	Austin Peay	59 75				
				322	A	Eastern Ky.	59 58	145	A	SIUE	63 74				
				204	A	Morehead St.	81 97	344	A	Eastern Ill.	59 66				
				344	H	Eastern Ill.	86 68	309	H	Tennessee Tech	76 66				
				145	H	SIUE	76 88	203	H	Jacksonville St.	56 75				
				298	H	Murray St.	73 85	222	A	Southeast Mo. St.	66 71				

Non-Div I Games: Fisk 93 48

Tennessee St.

Average RPI Win:	281	WON-LOST	WINNING	LAST 10	STRENGTH OF	OPP. STRENGTH	TEAM	ADJ.	CONF.	ADJ CONF.
Average RPI Loss:	184	RECORD	PCT. RANK	GAMES	SCHEDULE	OF SCHEDULE	RPI	RPI	RPI	RPI
DIV. I ONLY	4- 18	314	3- 7	206	314	309	309	26	26	
DIV. I NON-CONF.	1- 8	313	0- 0	98	231	288	288	27	27	

TOTALS	RPI 1-25	RPI 26-50	W-L RECORDS	RPI 51-100	RPI 101-999	RPI 201+				
4- 18	0- 1	0- 0	OVERALL	0- 3	4- 14	4- 8				
2- 8	0- 0	0- 0	HOME	0- 1	2- 7	2- 5				
2- 10	0- 1	0- 0	AWAY	0- 2	2- 7	2- 3				
0- 0	0- 0	0- 0	NEUTRAL	0- 0	0- 0	0- 0				
1- 8	0- 1	0- 0	NON-CONFERENCE	0- 2	1- 5	1- 1				
1- 3	0- 0	0- 0	HOME	0- 1	1- 2	1- 1				
0- 5	0- 1	0- 0	AWAY	0- 1	0- 3	0- 0				
0- 0	0- 0	0- 0	NEUTRAL	0- 0	0- 0	0- 0				
3- 10	0- 0	0- 0	CONFERENCE	0- 1	3- 9	3- 7				
1- 5	0- 0	0- 0	HOME	0- 0	1- 5	1- 4				
2- 5	0- 0	0- 0	AWAY	0- 1	2- 4	2- 3				
0- 0	0- 0	0- 0	NEUTRAL	0- 0	0- 0	0- 0				

RPI 1-25				RPI 26-50				RPI 51-100				RPI 101+ Team's RPI: 309			
RPI	S	Opponent	Score	RPI	S	Opponent	Score	RPI	S	Opponent	Score	RPI	S	Opponent	Score
22	A	Georgia	48 56					69	A	Belmont	59 78	106	A	Kentucky	54 82
								76	H	IUPUI	54 68	117	A	Middle Tenn.	44 58
								98	A	Wright St.	59 82	141	A	ETSU	55 74
												145	A	SIUE	58 65
												159	H	Radford	41 60
												201	H	UT Martin	51 67
												203	A	Jacksonville St.	60 58
												204	A	Morehead St.	51 53
												204	H	Morehead St.	67 74
												222	H	Southeast Mo. St.	66 70
												238	H	Austin Peay	63 59
												266	H	Lipscomb	57 61
												298	H	Murray St.	63 72
												322	A	Eastern Ky.	53 55
												322	H	Eastern Ky.	68 76
												333	A	Tennessee St.	66 76
												340	H	Winthrop	70 41
												344	A	Eastern Ill.	60 57

LAST 12 Division I GAMES:															
203	A	Jacksonville St.	60 58	322	A	Eastern Ky.	53 55								
344	A	Eastern Ill.	60 57	298	H	Murray St.	63 72								
145	A	SIUE	58 65	238	H	Austin Peay	63 59								
201	H	UT Martin	51 67	333	A	Tennessee St.	66 76								
222	H	Southeast Mo. St.	66 70	69	A	Belmont	59 78								
204	A	Morehead St.	51 53	322	H	Eastern Ky.	68 76								

Non-Div I Games: Cumberland (TN) 83 52 Tenn. Wesleyan 84 66

Tennessee Tech

Average RPI Win:	127	WON-LOST	WINNING	LAST 10	STRENGTH OF	OPP. STRENGTH	TEAM	ADJ.	CONF.	ADJ CONF.
Average RPI Loss:	20	RECORD	PCT. RANK	GAMES	SCHEDULE	OF SCHEDULE	RPI	RPI	RPI	RPI
DIV. I ONLY	19- 4	19	7- 3	15	23	9	9	4	4	
DIV. I NON-CONF.	9- 2	34	0- 1	39	19	20	20	5	5	

TOTALS	RPI 1-25	RPI 26-50	W-L RECORDS	RPI 51-100	RPI 101-999	RPI 201+				
19- 4	2- 3	3- 0	OVERALL	4- 1	10- 0	4- 0				
11- 1	1- 1	1- 0	HOME	2- 0	7- 0	3- 0				
6- 3	1- 2	1- 0	AWAY	2- 1	2- 0	1- 0				
2- 0	0- 0	1- 0	NEUTRAL	0- 0	1- 0	0- 0				
9- 2	2- 2	1- 0	NON-CONFERENCE	0- 0	6- 0	3- 0				
6- 1	1- 1	0- 0	HOME	0- 0	5- 0	3- 0				
1- 1	1- 1	0- 0	AWAY	0- 0	0- 0	0- 0				
2- 0	0- 0	1- 0	NEUTRAL	0- 0	1- 0	0- 0				
10- 2	0- 1	2- 0	CONFERENCE	4- 1	4- 0	1- 0				
5- 0	0- 0	1- 0	HOME	2- 0	2- 0	0- 0				
5- 2	0- 1	1- 0	AWAY	2- 1	2- 0	1- 0				
0- 0	0- 0	0- 0	NEUTRAL	0- 0	0- 0	0- 0				

RPI	S	Opponent	Score	RPI	S	Opponent	Score	RPI	S	Opponent	Score	RPI	S	Opponent	Score
1	H	UConn	71 75	27	N	LSU	75 66	53	A	West Virginia	73 55	115	H	Iowa St.	87 55
6	H	Florida St.	87 72	29	A	Oklahoma	88 78	53	H	West Virginia	79 58	151	A	Kansas	55 41
7	A	Baylor	56 81	44	H	Oklahoma St.	84 79	63	A	TCU	77 79	151	H	Kansas	79 62
8	A	Tennessee	75 82					63	H	TCU	92 65	169	H	Stetson	95 59
22	A	Georgia	81 53					85	A	Kansas St.	75 64	172	N	Washington	92 68

LAST 12 Division I GAMES:															
53	A	West Virginia	73 55	1	H	UConn	71 75	151	H	Kansas	79 62	173	H	Louisiana Tech	88 54
63	H	TCU	92 65	63	A	TCU	77 79	85	A	Kansas St.	75 64	226	A	Texas Tech	90 39
151	A	Kansas	55 41	7	A	Baylor	56 81	44	H	Oklahoma St.	84 79	262	H	McNeese	100 34
115	H	Iowa St.	87 55	226	A	Texas Tech	90 39	53	H	West Virginia	79 58	293	H	UTSA	120 70
												320	H	Northwestern St.	68 44

Non-Div I Games:

Texas

Average RPI Win:	121	WON-LOST	WINNING	LAST 10	STRENGTH OF	OPP. STRENGTH	TEAM	ADJ.	CONF.	ADJ CONF.
Average RPI Loss:	20	RECORD	PCT. RANK	GAMES	SCHEDULE	OF SCHEDULE	RPI	RPI	RPI	RPI
DIV. I ONLY	19- 6	42	8- 2	9	40	15	15	2	2	
DIV. I NON-CONF.	11- 3	46	1- 0	14	77	26	26	2	2	

TOTALS	RPI 1-25	RPI 26-50	W-L RECORDS	RPI 51-100	RPI 101-999	RPI 201+				
19- 6	1- 5	2- 0	OVERALL	4- 1	12- 0	4- 0				
13- 3	1- 2	1- 0	HOME	3- 1	8- 0	2- 0				
5- 2	0- 2	1- 0	AWAY	1- 0	3- 0	1- 0				
1- 1	0- 1	0- 0	NEUTRAL	0- 0	1- 0	1- 0				
11- 3	0- 2	1- 0	NON-CONFERENCE	2- 1	8- 0	4- 0				
8- 2	0- 1	0- 0	HOME	2- 1	6- 0	2- 0				
2- 0	0- 0	1- 0	AWAY	0- 0	1- 0	1- 0				
1- 1	0- 1	0- 0	NEUTRAL	0- 0	1- 0	1- 0				
8- 3	1- 3	1- 0	CONFERENCE	2- 0	4- 0	0- 0				
5- 1	1- 1	1- 0	HOME	1- 0	2- 0	0- 0				
3- 2	0- 2	0- 0	AWAY	1- 0	2- 0	0- 0				
0- 0	0- 0	0- 0	NEUTRAL	0- 0	0- 0	0- 0				

RPI	S	Opponent	Score	RPI	S	Opponent	Score	RPI	S	Opponent	Score	RPI	S	Opponent	Score
8	A	Tennessee	67 82	27	H	LSU	69 59	51	H	Houston	83 65	103	A	Alabama	73 54
8	H	Tennessee	79 76	46	A	Southern California	75 74	53	H	West Virginia	56 70	106	H	Kentucky	74 70
10	H	Oregon	68 83					63	H	TCU	71 58	108	H	Rice	82 76
10	N	Oregon	62 84					92	A	Auburn	82 73	112	H	Little Rock	66 49
17	A	South Carolina	59 61					92	H	Auburn	78 59	122	H	Ole Miss	83 54
22	H	Georgia	84 92									124	A	Vanderbilt	91 67

LAST 12 Division I GAMES:															
122	H	Ole Miss	83 54	22	H	Georgia	84 92								
92	H	Auburn	78 59	8	H	Tennessee	79 76								
8	A	Tennessee	67 82	92	A	Auburn	82 73								
124	A	Vanderbilt	91 67	106	H	Kentucky	74 70								
27	H	LSU	69 59	17	A	South Carolina	59 61								
103	A	Alabama	73 54	210	H	SMU	79 57								

Non-Div I Games:

Texas A&M

Average RPI Win: 302		WON-LOST RECORD	WINNING PCT. RANK	LAST 10 GAMES	STRENGTH OF SCHEDULE	OPP. STRENGTH OF SCHEDULE	TEAM RPI	ADJ. RPI	CONF. RPI	ADJ. CONF. RPI
Average RPI Loss: 174										
DIV. I ONLY		10- 9	155	0- 1	342	310	250	250	32	32
DIV. I NON-CONF.		3- 6	239	0- 0	289	188	250	250	32	32
TOTALS		RPI 1-25	RPI 26-50	W-L RECORDS		RPI 51-100	RPI 101-999	RPI 201+		
10- 9	0- 0		0- 0	OVERALL		0- 0	10- 9	10- 3		
3- 3	0- 0		0- 0	HOME		0- 0	3- 3	3- 1		
5- 6	0- 0		0- 0	AWAY		0- 0	5- 6	5- 2		
2- 0	0- 0		0- 0	NEUTRAL		0- 0	2- 0	2- 0		
3- 6	0- 0		0- 0	NON-CONFERENCE		0- 0	3- 6	3- 1		
0- 1	0- 0		0- 0	HOME		0- 0	0- 1	0- 0		
1- 5	0- 0		0- 0	AWAY		0- 0	1- 5	1- 1		
2- 0	0- 0		0- 0	NEUTRAL		0- 0	2- 0	2- 0		
7- 3	0- 0		0- 0	CONFERENCE		0- 0	7- 3	7- 2		
3- 2	0- 0		0- 0	HOME		0- 0	3- 2	3- 1		
4- 1	0- 0		0- 0	AWAY		0- 0	4- 1	4- 1		
0- 0	0- 0		0- 0	NEUTRAL		0- 0	0- 0	0- 0		

RPI 1-25				RPI 26-50				RPI 51-100				RPI 101+ Team's RPI: 250			
RPI	S	Opponent	Score	RPI	S	Opponent	Score	RPI	S	Opponent	Score	RPI	S	Opponent	Score
												104	A	Wake Forest	56 73
												122	A	Ole Miss	58 73
												125	A	UTEP	55 65
												147	H	Texas St.	56 70
												151	A	Kansas	37 72
												167	H	Southern U.	57 67
												224	A	New Orleans	69 72
												239	N	New Mexico St.	66 50
												246	A	Grambling	73 63
												264	A	Prairie View	48 65
												264	H	Prairie View	56 61
												276	H	Alcorn	91 57
												306	A	Jackson St.	77 74
												308	A	Alabama A&M	55 49
												317	A	Alabama St.	71 39
												320	N	Northwestern St.	56 43
												332	A	Sam Houston St.	77 58
												337	H	Ark. -Pine Bluff	58 52
												342	H	Mississippi Val.	55 39
LAST 12 Division I GAMES:															
				264	A	Prairie View	48 65	306	A	Jackson St.	77 74				
				317	A	Alabama St.	71 39	264	H	Prairie View	56 61				
				308	A	Alabama A&M	55 49	276	H	Alcorn	91 57				
				337	H	Ark. -Pine Bluff	58 52	167	H	Southern U.	57 67				
				342	H	Mississippi Val.	55 39	122	A	Ole Miss	58 73				
				246	A	Grambling	73 63	224	A	New Orleans	69 72				

Non-Div I Games:	Wiley	74	36	Paul Quinn	85	59
------------------	-------	----	----	------------	----	----

Texas Southern

■ Loss, ■ Non-Conf, S Site, H Home A Away N Neutral

Average RPI Win: 258

Average RPI Loss: 137

WON-LOST
RECORDWINNING
PCT. RANKLAST 10
GAMESSTRENGTH OF
SCHEDULEOPP. STRENGTH
OF SCHEDULETEAM
RPIADJ.
RPICONF.
RPIADJ CONF.
RPIDIV. I ONLY
DIV. I NON-CONF.16- 7
7- 466
1028- 2
0- 0308
265233
245147
141147
14123
2323
23

TOTALS

RPI 1-25

RPI 26-50

W-L RECORDS

RPI 51-100

RPI 101-999

RPI 201+

16- 7

0- 0

0- 0

OVERALL

0- 2

16- 5

13- 1

8- 2

0- 0

0- 0

HOME

0- 1

8- 1

5- 0

8- 4

0- 0

0- 0

AWAY

0- 0

8- 0

8- 0

0- 1

0- 0

0- 0

NEUTRAL

0- 0

0- 1

0- 0

7- 4

0- 0

0- 0

NON-CONFERENCE

0- 2

7- 2

6- 0

3- 1

0- 0

0- 0

HOME

0- 1

3- 0

2- 0

4- 2

0- 0

0- 0

AWAY

0- 1

4- 1

4- 0

0- 1

0- 0

0- 0

NEUTRAL

0- 0

0- 1

0- 0

9- 3

0- 0

0- 0

CONFERENCE

0- 0

9- 3

7- 1

5- 1

0- 0

0- 0

HOME

0- 0

5- 1

3- 0

4- 2

0- 0

0- 0

AWAY

0- 0

4- 2

4- 1

0- 0

0- 0

0- 0

NEUTRAL

0- 0

0- 0

0- 0

RPI 1-25

RPI 26-50

RPI 51-100

RPI 101+

Team's RPI: 147

RPI S Opponent Score

RPI S Opponent Score

RPI S Opponent Score

RPI S Opponent Score

51 H Houston 67 72
63 A TCU 58 82

110	H	South Ala.	78	63
112	A	Little Rock	48	63
127	N	Bethune-Cookman	56	62
142	H	Fresno St.	76	59
155	H	Louisiana	58	65
169	A	Stetson	54	61
181	H	Troy	83	75
216	A	Arkansas St.	67	55
226	A	Texas Tech	87	70
250	A	Texas Southern	70	56
264	H	Prairie View	84	57
268	A	Appalachian St.	69	54
268	H	Appalachian St.	92	50
281	A	Coastal Caro.	64	65
281	H	Coastal Caro.	78	69
293	H	UTSA	91	38
316	A	Incarnate Word	74	33
319	A	Georgia St.	83	63
325	A	Ga. Southern	81	56
332	A	Sam Houston St.	73	41
336	H	La.-Monroe	86	52

LAST 12 Division I GAMES:

268	H	Appalachian St.	92	50	112	A	Little Rock	48	63
281	H	Coastal Caro.	78	69	216	A	Arkansas St.	67	55
319	A	Georgia St.	83	63	181	H	Troy	83	75
325	A	Ga. Southern	81	56	110	H	South Ala.	78	63
155	H	Louisiana	58	65	281	A	Coastal Caro.	64	65
336	H	La.-Monroe	86	52	268	A	Appalachian St.	69	54

T
e
x
a
s
S
t
.

Non-Div I Games:

Texas St.

Loss,
 Non-Conf,
 S Site,
 H Home
 A Away
 N Neutral

Average RPI Win:	297	WON-LOST	WINNING	LAST 10	STRENGTH OF	OPP. STRENGTH	TEAM	ADJ.	CONF.	ADJ CONF.
Average RPI Loss:	58	RECORD	PCT. RANK	GAMES	SCHEDULE	OF SCHEDULE	RPI	RPI	RPI	RPI
DIV. I ONLY	7- 16	276	1- 9	70	84	226	226	4	4	
DIV. I NON-CONF.	6- 5	153	0- 0	283	285	262	262	5	5	

TOTALS	RPI 1-25	RPI 26-50	W-L RECORDS	RPI 51-100	RPI 101-999	RPI 201+				
7- 16	0- 4	0- 4	OVERALL	0- 5	7- 3	6- 0				
6- 9	0- 3	0- 3	HOME	0- 0	6- 3	6- 0				
1- 7	0- 1	0- 1	AWAY	0- 5	1- 0	0- 0				
0- 0	0- 0	0- 0	NEUTRAL	0- 0	0- 0	0- 0				
6- 5	0- 1	0- 1	NON-CONFERENCE	0- 2	6- 1	6- 0				
6- 3	0- 1	0- 1	HOME	0- 0	6- 1	6- 0				
0- 2	0- 0	0- 0	AWAY	0- 2	0- 0	0- 0				
0- 0	0- 0	0- 0	NEUTRAL	0- 0	0- 0	0- 0				
1- 11	0- 3	0- 3	CONFERENCE	0- 3	1- 2	0- 0				
0- 6	0- 2	0- 2	HOME	0- 0	0- 2	0- 0				
1- 5	0- 1	0- 1	AWAY	0- 3	1- 0	0- 0				
0- 0	0- 0	0- 0	NEUTRAL	0- 0	0- 0	0- 0				

RPI 1-25				RPI 26-50				RPI 51-100				RPI 101+ Team's RPI: 226			
RPI	S	Opponent	Score	RPI	S	Opponent	Score	RPI	S	Opponent	Score	RPI	S	Opponent	Score
7	A	Bayl or	49 97	27	H	LSU	40 48	51	A	Houston	75 79	115	H	Iowa St.	54 66
7	H	Bayl or	44 90	29	H	Okl ahoma	52 73	53	A	West Vi rgi ni a	52 82	147	H	Texas St.	70 87
9	H	Texas	39 90	44	A	Okl ahoma St.	62 80	63	A	TCU	72 93	151	A	Kansas	68 56
15	H	Texas A&M	56 90	44	H	Okl ahoma St.	57 98	82	A	New Mexi co	56 90	151	H	Kansas	47 60
								85	A	Kansas St.	69 83	264	H	Prai ri e Vi ew	89 60

LAST 12 Di vi si on I GAMES:															
				85	A	Kansas St.	69 83	115	H	Iowa St.	54 66				
				7	H	Bayl or	44 90	29	H	Okl ahoma	52 73				
				44	A	Okl ahoma St.	62 80	63	A	TCU	72 93				
				53	A	West Vi rgi ni a	52 82	151	H	Kansas	47 60				
				9	H	Texas	39 90	7	A	Bayl or	49 97				
				151	A	Kansas	68 56	44	H	Okl ahoma St.	57 98				

Non-Di v I Games:

Texas Tech

Average RPI Win: 157	WON-LOST RECORD	WINNING PCT. RANK	LAST 10 GAMES	STRENGTH OF SCHEDULE	OPP. STRENGTH OF SCHEDULE	TEAM RPI	ADJ. RPI	CONF. RPI	ADJ CONF. RPI
Average RPI Loss: 73									
DIV. I ONLY	15- 9	105	1- 3	59	91	64	64	7	7
DIV. I NON-CONF.	9- 3	61	1- 1	58	138	30	30	8	8

TOTALS	RPI 1-25	RPI 26-50	W-L RECORDS	RPI 51-100	RPI 101-999	RPI 201+			
15- 9	0- 3	2- 0	OVERALL	2- 4	11- 2	4- 0			
9- 2	0- 1	2- 0	HOME	2- 0	5- 1	1- 0			
5- 6	0- 2	0- 0	AWAY	0- 3	5- 1	3- 0			
1- 1	0- 0	0- 0	NEUTRAL	0- 1	1- 0	0- 0			
9- 3	0- 1	1- 0	NON-CONFERENCE	1- 2	7- 0	3- 0			
5- 0	0- 0	1- 0	HOME	1- 0	3- 0	0- 0			
3- 2	0- 1	0- 0	AWAY	0- 1	3- 0	3- 0			
1- 1	0- 0	0- 0	NEUTRAL	0- 1	1- 0	0- 0			
6- 6	0- 2	1- 0	CONFERENCE	1- 2	4- 2	1- 0			
4- 2	0- 1	1- 0	HOME	1- 0	2- 1	1- 0			
2- 4	0- 1	0- 0	AWAY	0- 2	2- 1	0- 0			
0- 0	0- 0	0- 0	NEUTRAL	0- 0	0- 0	0- 0			

RPI	S	Opponent	Score	RPI	S	Opponent	Score	RPI	S	Opponent	Score	RPI	S	Opponent	Score
4	A	Louisville	55 90	45	H	Ball St.	72 66	52	N	Western Ky.	56 70	107	A	Western Mich.	78 73
23	A	Buffalo	69 87	47	H	Dayton	68 50	55	A	Duquesne	54 73	128	H	Northern Ill.	63 60
23	H	Buffalo	73 84					68	H	Maine	65 64	130	H	Cleveland St.	65 56
								79	A	Ohio	61 78	131	H	Saint Francis (PA)	74 66
								79	H	Ohio	75 57	134	H	Kent St.	55 62
								88	A	Miami (OH)	58 67	155	H	Louisiana	79 55
												167	N	Southern U.	81 76
												194	A	Bowling Green	77 67
												195	A	Eastern Mich.	57 70
												223	H	Akron	60 54
												243	A	St. Bonaventure	58 39
												307	A	Detroit Mercy	81 64
												338	A	Iona	74 57

LAST 12 Division I GAMES:															
155	H	Louisiana	79 55	134	H	Kent St.	55 62								
4	A	Louisville	55 90	23	A	Buffalo	69 87								
88	A	Miami (OH)	58 67	45	H	Ball St.	72 66								
23	H	Buffalo	73 84	128	H	Northern Ill.	63 60								
107	A	Western Mich.	78 73	79	H	Ohio	75 57								
194	A	Bowling Green	77 67	195	A	Eastern Mich.	57 70								

Non-Div I Games:

Toledo

Average RPI Win: 257	WON-LOST RECORD	WINNING PCT. RANK	LAST 10 GAMES	STRENGTH OF SCHEDULE	OPP. STRENGTH OF SCHEDULE	TEAM RPI	ADJ. RPI	CONF. RPI	ADJ CONF. RPI
Average RPI Loss: 149									
DIV. I ONLY	9- 14	236	4- 6	276	189	259	259	10	10
DIV. I NON-CONF.	5- 6	187	0- 0	338	266	299	299	12	12

TOTALS	RPI 1-25	RPI 26-50	W-L RECORDS	RPI 51-100	RPI 101-999	RPI 201+			
9- 14	0- 0	0- 0	OVERALL	0- 5	9- 9	7- 4			
5- 6	0- 0	0- 0	HOME	0- 2	5- 4	4- 2			
3- 7	0- 0	0- 0	AWAY	0- 3	3- 4	2- 2			
1- 1	0- 0	0- 0	NEUTRAL	0- 0	1- 1	1- 0			
5- 6	0- 0	0- 0	NON-CONFERENCE	0- 1	5- 5	4- 3			
3- 2	0- 0	0- 0	HOME	0- 1	3- 1	2- 1			
1- 3	0- 0	0- 0	AWAY	0- 0	1- 3	1- 2			
1- 1	0- 0	0- 0	NEUTRAL	0- 0	1- 1	1- 0			
4- 8	0- 0	0- 0	CONFERENCE	0- 4	4- 4	3- 1			
2- 4	0- 0	0- 0	HOME	0- 1	2- 3	2- 1			
2- 4	0- 0	0- 0	AWAY	0- 3	2- 1	1- 0			
0- 0	0- 0	0- 0	NEUTRAL	0- 0	0- 0	0- 0			

RPI S Opponent	Score	RPI S Opponent	Score	RPI S Opponent	Score	RPI S Opponent	Score	Team's RPI: 259
				57 A Elon	61 84	119 A Delaware	49 51	
				57 H Elon	45 71	135 H Northeastern	61 70	
				58 A Drexel	53 78	140 A William & Mary	67 66	
				75 A James Madison	45 69	140 H William & Mary	63 75	
				93 H George Washington	43 66	146 A Pittsburgh	63 81	
						159 N Radford	66 69	
						188 H Saint Joseph's	90 66	
						219 A Norfolk St.	76 86	
						220 A Loyola Maryland	76 67	
						240 H Hofstra	73 72	
						257 A Col. of Charleston	83 58	
						257 H Col. of Charleston	67 80	
						278 H Colgate	61 65	
						282 H UNCW	72 71	
						288 A Massachusetts	49 72	
						323 H Wagner	64 42	
						326 H UMBC	95 64	
						337 N Ark. -Pine Bluff	70 44	
LAST 12 Division I GAMES:								
240 H Hofstra	73 72	119 A Delaware	49 51					
140 H William & Mary	63 75	282 H UNCW	72 71					
58 A Drexel	53 78	140 A William & Mary	67 66					
57 H Elon	45 71	75 A James Madison	45 69					
257 A Col. of Charleston	83 58	257 H Col. of Charleston	67 80					
57 A Elon	61 84	135 H Northeastern	61 70					

Non-Div I Games:

Towson

Average RPI Win:	248	WON-LOST	WINNING	LAST 10	STRENGTH OF	OPP. STRENGTH	TEAM	ADJ.	CONF.	ADJ CONF.
Average RPI Loss:	141	RECORD	PCT. RANK	GAMES	SCHEDULE	OF SCHEDULE	RPI	RPI	RPI	RPI
DIV. I ONLY	10- 10	169	6- 4	250	179	181	181	23	23	
DIV. I NON-CONF.	3- 6	239	0- 1	206	70	193	193	23	23	

TOTALS	RPI 1-25	RPI 26-50	W-L RECORDS	RPI 51-100	RPI 101-999	RPI 201+				
10- 10	0- 1	0- 0	OVERALL	1- 1	9- 8	7- 1				
6- 1	0- 0	0- 0	HOME	1- 0	5- 1	4- 1				
4- 8	0- 1	0- 0	AWAY	0- 1	4- 6	3- 0				
0- 1	0- 0	0- 0	NEUTRAL	0- 0	0- 1	0- 0				
3- 6	0- 1	0- 0	NON-CONFERENCE	1- 1	2- 4	2- 0				
1- 0	0- 0	0- 0	HOME	1- 0	0- 0	0- 0				
2- 5	0- 1	0- 0	AWAY	0- 1	2- 3	2- 0				
0- 1	0- 0	0- 0	NEUTRAL	0- 0	0- 1	0- 0				
7- 4	0- 0	0- 0	CONFERENCE	0- 0	7- 4	5- 1				
5- 1	0- 0	0- 0	HOME	0- 0	5- 1	4- 1				
2- 3	0- 0	0- 0	AWAY	0- 0	2- 3	1- 0				
0- 0	0- 0	0- 0	NEUTRAL	0- 0	0- 0	0- 0				

RPI	S	Opponent	Score	RPI	S	Opponent	Score	RPI	S	Opponent	Score	RPI	S	Opponent	Score	Team's RPI: 181
8	A	Tennessee	69 131					95	A	Tulane	75 106	110	A	South Ala.	68 79	
								97	H	Jacksonville	89 88	110	H	South Ala.	82 71	
												117	A	Middle Tenn.	57 73	
												122	A	Ole Miss	93 96	
												147	A	Texas St.	75 83	
												155	A	Louisiana	62 55	
												171	A	Samford	73 80	
												171	N	Samford	76 82	
												192	A	UT Arlington	57 76	
												216	H	Arkansas St.	95 78	
												268	H	Appalachian St.	81 74	
												281	H	Coastal Caro.	92 97	
												317	A	Alabama St.	93 63	
												319	H	Georgia St.	90 86	
												325	H	Ga. Southern	88 47	
												333	A	Tennessee St.	95 66	
												336	A	La.-Monroe	86 79	

LAST 12 Division I GAMES:																
216	H	Arkansas St.	95 78	110	A	South Ala.	68 79	147	A	Texas St.	75 83	192	A	UT Arlington	57 76	
110	H	South Ala.	82 71	319	H	Georgia St.	90 86	325	H	Ga. Southern	88 47	171	N	Samford	76 82	
155	A	Louisiana	62 55													
336	A	La.-Monroe	86 79													
281	H	Coastal Caro.	92 97													
268	H	Appalachian St.	81 74													

Non-Div I Games: Montevallo 130 50 Stillman 89 62

Troy

T
u
l
a
n
e

Tulane			Through Games Of Feb. 9, 2018								
Average RPI	Win:	176	WON-LOST	WINNING	LAST 10	STRENGTH OF	OPP. STRENGTH	TEAM	ADJ.	CONF.	ADJ CONF.
Average RPI	Loss:	62	RECORD	PCT. RANK	GAMES	SCHEDULE	OF SCHEDULE	RPI	RPI	RPI	RPI
DIV. I ONLY			12- 12	169	4- 6	39	76	95	95	8	8
DIV. I NON-CONF.			8- 5	111	1- 0	84	83	83	83	7	7

TOTALS		RPI 1-25		RPI 26-50		W-L RECORDS		RPI 51-100	RPI 101-999	RPI 201+	
12- 12		0- 2		0- 5		OVERALL		1- 2	11- 3	4- 0	
8- 4		0- 0		0- 2		HOME		0- 1	8- 1	2- 0	
3- 6		0- 0		0- 0		AWAY		1- 0	2- 0	1- 0	
1- 2		0- 0		0- 1		NEUTRAL		0- 0	1- 1	1- 0	
8- 5		0- 1		0- 2		NON-CONFERENCE		1- 0	7- 2	3- 0	
5- 1		0- 0		0- 1		HOME		0- 0	5- 0	1- 0	
2- 2		0- 1		0- 0		AWAY		1- 0	1- 1	1- 0	
1- 2		0- 0		0- 1		NEUTRAL		0- 0	1- 1	1- 0	
4- 7		0- 1		0- 3		CONFERENCE		0- 2	4- 1	1- 0	
3- 3		0- 0		0- 1		HOME		0- 1	3- 1	1- 0	
1- 4		0- 1		0- 2		AWAY		0- 1	1- 0	0- 0	
0- 0		0- 0		0- 0		NEUTRAL		0- 0	0- 0	0- 0	

RPI 1-25				RPI 26-50				RPI 51-100				RPI 101+			
RPI	S	Opponent	Score	RPI	S	Opponent	Score	RPI	S	Opponent	Score	RPI	S	Opponent	Score
1	A	UConn	45 98	27	H	LSU	50 73	51	A	Houston	48 72	115	N	Iowa St.	64 67
21	A	NC State	55 79	28	A	South Fla.	46 75	51	H	Houston	92 98	117	H	Middle Tenn.	62 44
				28	H	South Fla.	53 63	68	A	Maine	42 34	124	H	Vanderbilt	71 59
				47	N	Dayton	65 71					125	H	UTEP	67 56
				49	A	UCF	51 59					163	A	Southern Miss.	58 66
												168	H	Wichita St.	56 64
												179	H	Temple	69 65
												181	H	Troy	106 75
												182	A	Tulsa	72 63
												182	H	Tulsa	70 39
												209	H	East Carolina	64 58
												224	H	New Orleans	79 56
												258	N	San Diego St.	80 46
												262	A	McNeese	70 66

LAST 12 Division I GAMES:															
179	H	Temple	69 65	49	A	UCF	51 59	168	H	Wichita St.	56 64	51	H	Houston	92 98
28	H	South Fla.	53 63	182	A	Tulsa	72 63	28	A	South Fla.	46 75	125	H	UTEP	67 56
51	A	Houston	48 72	125	H	UTEP	67 56								
1	A	UConn	45 98												
209	H	East Carolina	64 58												
182	H	Tulsa	70 39												

Non-Div I Games:

Tulane

Average RPI Win:	182	WON-LOST	WINNING	LAST 10	STRENGTH OF	OPP. STRENGTH	TEAM	ADJ.	CONF.	ADJ CONF.
Average RPI Loss:	121	RECORD	PCT. RANK	GAMES	SCHEDULE	OF SCHEDULE	RPI	RPI	RPI	RPI
DIV. I ONLY	8- 15	258	1- 9	66	111	182	182	8	8	
DIV. I NON-CONF.	6- 6	170	1- 0	64	303	126	126	7	7	

TOTALS	RPI 1-25	RPI 26-50	W-L RECORDS	RPI 51-100	RPI 101-999	RPI 201+				
8- 15	0- 1	0- 2	OVERALL	1- 6	7- 6	3- 3				
4- 7	0- 0	0- 2	HOME	0- 3	4- 2	3- 0				
3- 8	0- 1	0- 0	AWAY	1- 3	2- 4	0- 3				
1- 0	0- 0	0- 0	NEUTRAL	0- 0	1- 0	0- 0				
6- 6	0- 0	0- 0	NON-CONFERENCE	1- 4	5- 2	3- 1				
3- 3	0- 0	0- 0	HOME	0- 2	3- 1	3- 0				
2- 3	0- 0	0- 0	AWAY	1- 2	1- 1	0- 1				
1- 0	0- 0	0- 0	NEUTRAL	0- 0	1- 0	0- 0				
2- 9	0- 1	0- 2	CONFERENCE	0- 2	2- 4	0- 2				
1- 4	0- 0	0- 2	HOME	0- 1	1- 1	0- 0				
1- 5	0- 1	0- 0	AWAY	0- 1	1- 3	0- 2				
0- 0	0- 0	0- 0	NEUTRAL	0- 0	0- 0	0- 0				

RPI	S	Opponent	Score	RPI	S	Opponent	Score	RPI	S	Opponent	Score	RPI	S	Opponent	Score	Team's RPI: 182
1	A	UConn	60 78	28	H	South Fla.	57 71	65	H	American	67 72	112	A	Little Rock	74 61	
				49	H	UCF	44 47	69	H	Belmont	65 90	137	H	Cincinnati	64 51	
								72	A	South Dakota	64 61	149	N	Binghamton	60 55	
								94	A	Arkansas	41 67	168	A	Wichita St.	67 62	
								95	A	Tulane	39 70	177	H	Memphis	48 69	
								95	H	Tulane	63 72	179	A	Temple	75 76	
								99	A	Saint Louis	66 77	198	H	Oral Roberts	41 53	
												209	A	East Carolina	67 73	
												210	A	SMU	70 74	
												216	H	Arkansas St.	68 58	
												241	A	North Texas	43 66	
												261	H	UMKC	76 52	
												337	H	Ark.-Pine Bluff	87 37	
LAST 12 Division I GAMES:																
210	A	SMU	70 74	177	H	Memphis	48 69	209	A	East Carolina	67 73	137	H	Cincinnati	64 51	
179	A	Temple	75 76	95	H	Tulane	63 72	168	A	Wichita St.	67 62	216	H	Arkansas St.	68 58	
28	H	South Fla.	57 71	99	A	Saint Louis	66 77	94	A	Arkansas	41 67	95	A	Tulane	39 70	
49	H	UCF	44 47	65	H	American	67 72	69	H	Belmont	65 90	72	A	South Dakota	64 61	
1	A	UConn	60 78	28	H	South Fla.	57 71	49	H	UCF	44 47	65	H	American	67 72	

Non-Div I Games: Alas. Anchorage 53 59

Tulsa

Average RPI Win:	209	WON-LOST	WINNING	LAST 10	STRENGTH OF	OPP. STRENGTH	TEAM	ADJ.	CONF.	ADJ CONF.
Average RPI Loss:	137	RECORD	PCT. RANK	GAMES	SCHEDULE	OF SCHEDULE	RPI	RPI	RPI	RPI
DIV. I ONLY	17- 3	12	8- 1	233	191	71	71	18	18	
DIV. I NON-CONF.	9- 2	34	2- 0	308	195	107	107	19	19	

TOTALS	RPI 1-25	RPI 26-50	W-L RECORDS	RPI 51-100	RPI 101-999	RPI 201+				
17- 3	0- 0	0- 0	OVERALL	1- 1	16- 2	8- 0				
8- 1	0- 0	0- 0	HOME	1- 0	7- 1	4- 0				
8- 1	0- 0	0- 0	AWAY	0- 0	8- 1	3- 0				
1- 1	0- 0	0- 0	NEUTRAL	0- 1	1- 0	1- 0				
9- 2	0- 0	0- 0	NON-CONFERENCE	0- 1	9- 1	5- 0				
5- 0	0- 0	0- 0	HOME	0- 0	5- 0	3- 0				
3- 1	0- 0	0- 0	AWAY	0- 0	3- 1	1- 0				
1- 1	0- 0	0- 0	NEUTRAL	0- 1	1- 0	1- 0				
8- 1	0- 0	0- 0	CONFERENCE	1- 0	7- 1	3- 0				
3- 1	0- 0	0- 0	HOME	1- 0	2- 1	1- 0				
5- 0	0- 0	0- 0	AWAY	0- 0	5- 0	2- 0				
0- 0	0- 0	0- 0	NEUTRAL	0- 0	0- 0	0- 0				

U
A
BU
A
B

RPI 1-25				RPI 26-50				RPI 51-100				Team's RPI: 71				RPI 101+			
RPI	S	Opponent	Score	RPI	S	Opponent	Score	RPI	S	Opponent	Score	RPI	S	Opponent	Score	RPI	S	Opponent	Score
								52	H	Western Ky.	79 61	110	A	South Ala.	78 66				
								70	N	Indiana	63 71	117	A	Middle Tenn.	59 51				
												125	A	UTEP	84 64				
												160	A	High Point	77 61				
												163	H	Southern Miss.	63 80				
												164	H	Southern Ill.	76 66				
												171	H	Samford	77 53				
												173	A	Louisiana Tech	66 61				
												177	A	Memphis	62 64				
												193	H	Fla. Atlantic	90 57				
												213	N	UC Santa Barbara	67 54				
												241	H	North Texas	68 52				
												268	A	Appalachian St.	70 59				
												299	A	FIU	71 61				
												304	A	Old Dominion	74 61				
												308	H	Alabama A&M	85 58				
												317	H	Alabama St.	61 44				
												342	H	Mississippi Val.	87 72				
LAST 12 Division I GAMES:																			
173	A	Louisiana Tech	66 61	52	H	Western Ky.	79 61	117	A	Middle Tenn.	59 51	304	A	Old Dominion	74 61	110	A	South Ala.	78 66
125	A	UTEP	84 64													317	H	Alabama St.	61 44
193	H	Fla. Atlantic	90 57													308	H	Alabama A&M	85 58
299	A	FIU	71 61																
241	H	North Texas	68 52																
163	H	Southern Miss.	63 80																

Non-Div I Games: Tuskegee 105 50 Miles 85 42

UAB

Loss,
Non-Conf,
S Site,
H Home
A Away
N Neutral

Average RPI Win:	201	WON-LOST	WINNING	LAST 10	STRENGTH OF	OPP. STRENGTH	TEAM	ADJ.	CONF.	ADJ CONF.
Average RPI Loss:	96	RECORD	PCT. RANK	GAMES	SCHEDULE	OF SCHEDULE	RPI	RPI	RPI	RPI
DIV. I ONLY	19- 4	19	9- 1	210	133	66	66	21	21	
DIV. I NON-CONF.	10- 3	51	1- 1	173	57	57	57	20	20	

TOTALS	RPI 1-25	RPI 26-50	W-L RECORDS	RPI 51-100	RPI 101-999	RPI 201+				
19- 4	0- 0	0- 2	OVERALL	2- 1	17- 1	10- 1				
10- 1	0- 0	0- 1	HOME	1- 0	9- 0	6- 0				
8- 3	0- 0	0- 1	AWAY	1- 1	7- 1	4- 1				
1- 0	0- 0	0- 0	NEUTRAL	0- 0	1- 0	0- 0				
10- 3	0- 0	0- 2	NON-CONFERENCE	2- 1	8- 0	4- 0				
5- 1	0- 0	0- 1	HOME	1- 0	4- 0	2- 0				
4- 2	0- 0	0- 1	AWAY	1- 1	3- 0	2- 0				
1- 0	0- 0	0- 0	NEUTRAL	0- 0	1- 0	0- 0				
9- 1	0- 0	0- 0	CONFERENCE	0- 0	9- 1	6- 1				
5- 0	0- 0	0- 0	HOME	0- 0	5- 0	4- 0				
4- 1	0- 0	0- 0	AWAY	0- 0	4- 1	2- 1				
0- 0	0- 0	0- 0	NEUTRAL	0- 0	0- 0	0- 0				

RPI S	Opponent	Score	RPI S	Opponent	Score	RPI S	Opponent	Score	RPI S	Opponent	Score
49	H UCF	55 62	74	A Fordham	62 70	118	N Yale	71 61			
50	A Oregon St.	47 61	84	A Saint Mary's (CA)	74 50	148	H Portland St.	79 67			
			86	H Washington St.	91 76	150	A Pacific	90 58			
						154	A Cal Poly	80 76			
						154	H Cal Poly	85 77			
						162	H San Francisco	72 55			
						176	A UC Irvine	76 67			
						206	A Seattle U	79 53			
						212	A CSUN	71 75			
						213	A UC Santa Barbara	68 61			
						213	H UC Santa Barbara	69 63			
						233	H UC Riverside	74 63			
						242	H Pepperdine	69 64			
						254	H Hawaii	76 52			
						280	H Sacramento St.	79 72			
						303	H Cal St. Fullerton	67 53			
						311	A Southern Utah	85 59			
						327	A Long Beach St.	83 71			
LAST 12 Division I GAMES:											
154	H Cal Poly	85 77	213	A UC Santa Barbara	68 61						
212	A CSUN	71 75	233	H UC Riverside	74 63						
327	A Long Beach St.	83 71	254	H Hawaii	76 52						
213	H UC Santa Barbara	69 63	176	A UC Irvine	76 67						
303	H Cal St. Fullerton	67 53	74	A Fordham	62 70						
154	A Cal Poly	80 76	118	N Yale	71 61						

Non-Div I Games:

UC Davis

Average RPI Win: **261**
 Average RPI Loss: **135**

WON-LOST
RECORD

WINNING
PCT. RANK

LAST 10
GAMES

STRENGTH OF
SCHEDULE

OPP. STRENGTH
OF SCHEDULE

TEAM
RPI

ADJ.
RPI

CONF.
RPI

ADJ CONF.
RPI

DIV. I ONLY	14- 8	99	8- 2	306	207	176	176	21	21
DIV. I NON-CONF.	7- 6	165	2- 0	300	223	224	224	20	20
<hr/>									
TOTALS	RPI 1-25	RPI 26-50	W-L RECORDS	RPI 51-100	RPI 101-999	RPI 201+			
14- 8	0- 0	0- 0	OVERALL	0- 3	14- 5	14- 1			
6- 3	0- 0	0- 0	HOME	0- 1	6- 2	6- 0			
8- 3	0- 0	0- 0	AWAY	0- 2	8- 1	8- 0			
0- 2	0- 0	0- 0	NEUTRAL	0- 0	0- 2	0- 1			
7- 6	0- 0	0- 0	NON-CONFERENCE	0- 2	7- 4	7- 1			
3- 2	0- 0	0- 0	HOME	0- 0	3- 2	3- 0			
4- 2	0- 0	0- 0	AWAY	0- 2	4- 0	4- 0			
0- 2	0- 0	0- 0	NEUTRAL	0- 0	0- 2	0- 1			
7- 2	0- 0	0- 0	CONFERENCE	0- 1	7- 1	7- 0			
3- 1	0- 0	0- 0	HOME	0- 1	3- 0	3- 0			
4- 1	0- 0	0- 0	AWAY	0- 0	4- 1	4- 0			
0- 0	0- 0	0- 0	NEUTRAL	0- 0	0- 0	0- 0			

RPI 1-25				RPI 26-50				RPI 51-100				RPI 101+				Team's RPI: 176
RPI	S	Opponent	Score	RPI	S	Opponent	Score	RPI	S	Opponent	Score	RPI	S	Opponent	Score	
								66	H	UC Davis	67 76	148	H	Portland St.	72 82	
								82	A	New Mexico	61 83	154	A	Cal Poly	76 79	
								91	A	UNLV	54 73	165	H	Idaho St.	72 78	
												168	N	Wichita St.	53 76	
												205	N	Illinois	59 65	
												206	A	Seattle U	84 79	
												212	H	CSUN	56 47	
												213	H	UC Santa Barbara	77 74	
												229	A	CSU Bakersfield	72 59	
												233	A	UC Riverside	81 71	
												242	H	Pepperdine	75 74	
												254	A	Hawaii	74 67	
												254	H	Hawaii	70 66	
												258	A	San Diego St.	67 65	
												297	H	Utah St.	87 84	
												303	A	Cal St. Fullerton	76 60	
												311	A	Southern Utah	71 64	
												314	H	Portland	63 52	
												327	A	Long Beach St.	100 81	
<hr/>																
LAST 12 Division I GAMES:																
				327	A	Long Beach St.	100 81	213	H	UC Santa Barbara	77 74					
				303	A	Cal St. Fullerton	76 60	254	A	Hawaii	74 67					
				212	H	CSUN	56 47	66	H	UC Davis	67 76					
				233	A	UC Riverside	81 71	229	A	CSU Bakersfield	72 59					
				254	H	Hawaii	70 66	206	A	Seattle U	84 79					
				154	A	Cal Poly	76 79	148	H	Portland St.	72 82					

UC Irvine

UC Irvine

Non-Div I Games:

Chapman

92 57

UC Irvine

Loss, **Non-Conf**, **S Site**, **H Home** **A Away** **N Neutral**

Average RPI Win:	223	WON-LOST	WINNING	LAST 10	STRENGTH OF	OPP. STRENGTH	TEAM	ADJ.	CONF.	ADJ CONF.
Average RPI Loss:	124	RECORD	PCT. RANK	GAMES	SCHEDULE	OF SCHEDULE	RPI	RPI	RPI	RPI
DIV. I ONLY	7- 17	281	4- 6	102	135	233	233	21	21	
DIV. I NON-CONF.	3- 11	289	0- 2	43	42	191	191	20	20	

TOTALS	RPI 1-25	RPI 26-50	W-L RECORDS	RPI 51-100	RPI 101-999	RPI 201+				
7- 17	0- 2	0- 3	OVERALL	1- 2	6- 10	5- 4				
5- 5	0- 0	0- 1	HOME	0- 0	5- 4	5- 0				
1- 10	0- 2	0- 2	AWAY	0- 2	1- 4	0- 2				
1- 2	0- 0	0- 0	NEUTRAL	1- 0	0- 2	0- 2				
3- 11	0- 2	0- 3	NON-CONFERENCE	1- 1	2- 5	1- 2				
1- 3	0- 0	0- 1	HOME	0- 0	1- 2	1- 0				
1- 6	0- 2	0- 2	AWAY	0- 1	1- 1	0- 0				
1- 2	0- 0	0- 0	NEUTRAL	1- 0	0- 2	0- 2				
4- 6	0- 0	0- 0	CONFERENCE	0- 1	4- 5	4- 2				
4- 2	0- 0	0- 0	HOME	0- 0	4- 2	4- 0				
0- 4	0- 0	0- 0	AWAY	0- 1	0- 3	0- 2				
0- 0	0- 0	0- 0	NEUTRAL	0- 0	0- 0	0- 0				

RPI 1-25				RPI 26-50				RPI 51-100				RPI 101+ Team's RPI: 233			
RPI	S	Opponent	Score	RPI	S	Opponent	Score	RPI	S	Opponent	Score	RPI	S	Opponent	Score
11	A	UCLA	48 68	33	A	Arizona St.	48 73	66	A	UC Davis	63 74	115	A	Iowa St.	66 89
12	A	Stanford	43 53	46	H	Southern California	46 64	72	A	South Dakota	66 75	125	H	UTEP	62 73
				48	A	Minnesota	75 101	91	N	UNLV	95 88	136	H	Loyola Marymount	59 67
												142	A	Fresno St.	68 56
												154	A	Cal Poly	73 91
												154	H	Cal Poly	82 87
												176	H	UC Irvine	71 81
												210	N	SMU	51 73
												212	A	CSUN	55 60
												213	H	UC Santa Barbara	84 76
												229	H	CSU Bakersfield	68 65
												254	A	Hawaii	57 63
												254	H	Hawaii	79 57
												280	N	Sacramento St.	72 99
												303	H	Cal St. Fullerton	63 50
												327	H	Long Beach St.	77 53

LAST 12 Division I GAMES:															
213	H	UC Santa Barbara	84 76	303	H	Cal St. Fullerton	63 50								
154	A	Cal Poly	73 91	66	A	UC Davis	63 74								
254	A	Hawaii	57 63	327	H	Long Beach St.	77 53								
176	H	UC Irvine	71 81	154	H	Cal Poly	82 87								
212	A	CSUN	55 60	125	H	UTEP	62 73								
254	H	Hawaii	79 57	48	A	Minnesota	75 101								

Non-Div I Games:

UC Riverside

Average RPI Win:	262	WON-LOST	WINNING	LAST 10	STRENGTH OF	OPP. STRENGTH	TEAM	ADJ.	CONF.	ADJ CONF.
Average RPI Loss:	138	RECORD	PCT. RANK	GAMES	SCHEDULE	OF SCHEDULE	RPI	RPI	RPI	RPI
DIV. I ONLY	8- 14	250	5- 5	127	230	213	213	21	21	
DIV. I NON-CONF.	3- 9	280	2- 0	94	238	225	225	20	20	

TOTALS	RPI 1-25	RPI 26-50	W-L RECORDS	RPI 51-100	RPI 101-999	RPI 201+				
8- 14	0- 1	0- 1	OVERALL	0- 4	8- 8	7- 5				
4- 5	0- 0	0- 0	HOME	0- 1	4- 4	3- 3				
4- 8	0- 1	0- 1	AWAY	0- 2	4- 4	4- 2				
0- 1	0- 0	0- 0	NEUTRAL	0- 1	0- 0	0- 0				
3- 9	0- 1	0- 1	NON-CONFERENCE	0- 2	3- 5	3- 3				
1- 3	0- 0	0- 0	HOME	0- 0	1- 3	1- 2				
2- 5	0- 1	0- 1	AWAY	0- 1	2- 2	2- 1				
0- 1	0- 0	0- 0	NEUTRAL	0- 1	0- 0	0- 0				
5- 5	0- 0	0- 0	CONFERENCE	0- 2	5- 3	4- 2				
3- 2	0- 0	0- 0	HOME	0- 1	3- 1	2- 1				
2- 3	0- 0	0- 0	AWAY	0- 1	2- 2	2- 1				
0- 0	0- 0	0- 0	NEUTRAL	0- 0	0- 0	0- 0				

RPI 1-25				RPI 26-50				RPI 51-100				RPI 101+ Team's RPI: 213			
RPI	S	Opponent	Score	RPI	S	Opponent	Score	RPI	S	Opponent	Score	RPI	S	Opponent	Score
11	A	UCLA	44 74	50	A	Oregon St.	49 74	66	A	UC Davis	63 69	136	A	Loyola Marymount	61 67
								66	H	UC Davis	61 68	142	H	Fresno St.	57 64
								71	N	UAB	54 67	154	H	Cal Poly	73 68
								84	A	Saint Mary's (CA)	59 89	176	A	UC Irvine	74 77
												202	H	San Diego	58 71
												206	H	Seattle U	71 77
												212	A	CSUN	74 73
												212	H	CSUN	30 48
												233	A	UC Riverside	76 84
												239	A	New Mexico St.	77 47
												254	H	Hawaii	71 61
												258	H	San Diego St.	77 64
												274	A	Santa Clara	63 68
												327	A	Long Beach St.	90 74
												327	H	Long Beach St.	51 44
												328	A	Northern Ariz.	96 93

LAST 12 Division I GAMES:															
233	A	UC Riverside	76 84	176	A	UC Irvine	74 77								
254	H	Hawaii	71 61	212	A	CSUN	74 73								
212	H	CSUN	30 48	154	H	Cal Poly	73 68								
66	A	UC Davis	63 69	327	H	Long Beach St.	51 44								
327	A	Long Beach St.	90 74	239	A	New Mexico St.	77 47								
66	H	UC Davis	61 68	258	H	San Diego St.	77 64								

Non-Div I Games:

UC Santa Barbara

Average RPI Win:	165	WON-LOST	WINNING	LAST 10	STRENGTH OF	OPP. STRENGTH	TEAM	ADJ.	CONF.	ADJ CONF.
Average RPI Loss:	65	RECORD	PCT. RANK	GAMES	SCHEDULE	OF SCHEDULE	RPI	RPI	RPI	RPI
DIV. I ONLY	16- 8	76	7- 3	52	67	49	49	8	8	
DIV. I NON-CONF.	8- 5	111	1- 0	54	128	62	62	7	7	

TOTALS	RPI 1-25	RPI 26-50	W-L RECORDS	RPI 51-100	RPI 101-999	RPI 201+				
16- 8	0- 2	0- 1	OVERALL	4- 3	12- 2	5- 0				
9- 3	0- 1	0- 0	HOME	2- 2	7- 0	2- 0				
7- 5	0- 1	0- 1	AWAY	2- 1	5- 2	3- 0				
0- 0	0- 0	0- 0	NEUTRAL	0- 0	0- 0	0- 0				
8- 5	0- 0	0- 0	NON-CONFERENCE	3- 3	5- 2	3- 0				
4- 2	0- 0	0- 0	HOME	1- 2	3- 0	1- 0				
4- 3	0- 0	0- 0	AWAY	2- 1	2- 2	2- 0				
0- 0	0- 0	0- 0	NEUTRAL	0- 0	0- 0	0- 0				
8- 3	0- 2	0- 1	CONFERENCE	1- 0	7- 0	2- 0				
5- 1	0- 1	0- 0	HOME	1- 0	4- 0	1- 0				
3- 2	0- 1	0- 1	AWAY	0- 0	3- 0	1- 0				
0- 0	0- 0	0- 0	NEUTRAL	0- 0	0- 0	0- 0				

RPI	S	Opponent	Score	RPI	S	Opponent	Score	Team's RPI: 49	RPI	S	Opponent	Score	RPI	S	Opponent	Score
1	A	UConn	44 80	28	A	South Fla.	45 62		54	A	Virginia Tech	69 86	137	A	Cincinnati	50 38
1	H	UConn	37 55						56	H	Mercer	64 73	143	H	UNI	53 43
									57	H	Elon	57 71	150	A	Pacific	74 78
									66	A	UC Davis	62 55	156	H	Davidson	62 54
									76	H	IUPUI	63 59	168	H	Wichita St.	59 53
									87	A	Chattanooga	58 57	171	A	Samford	51 58
									95	H	Tulane	59 51	177	H	Memphis	61 41
													179	H	Temple	76 46
													182	A	Tulsa	47 44
													208	A	Boston U.	47 32
													210	A	SMU	60 42
													210	H	SMU	58 43
													217	A	Gardner-Webb	65 30
													325	H	Ga. Southern	62 38
LAST 12 Division I GAMES:																
1	H	UConn	37 55	28	A	South Fla.	45 62		1	A	UConn	44 80				
177	H	Memphis	61 41						168	H	Wichita St.	59 53				
137	A	Cincinnati	50 38						210	A	SMU	60 42				
182	A	Tulsa	47 44						179	H	Temple	76 46				
210	H	SMU	58 43						156	H	Davidson	62 54				
95	H	Tulane	59 51													

Non-Div I Games:

UCF

Average RPI Win:	112	WON-LOST	WINNING	LAST 10	STRENGTH OF	OPP. STRENGTH	TEAM	ADJ.	CONF.	ADJ CONF.
Average RPI Loss:	17	RECORD	PCT. RANK	GAMES	SCHEDULE	OF SCHEDULE	RPI	RPI	RPI	RPI
DIV. I ONLY	20- 4	14	9- 1	18	7	11	11	5	5	
DIV. I NON-CONF.	9- 2	34	0- 0	32	14	16	16	3	3	

TOTALS	RPI 1-25	RPI 26-50	W-L RECORDS	RPI 51-100	RPI 101-999	RPI 201+				
20- 4	2- 3	6- 1	OVERALL	4- 0	8- 0	5- 0				
10- 2	2- 2	3- 0	HOME	0- 0	5- 0	5- 0				
8- 2	0- 1	2- 1	AWAY	3- 0	3- 0	0- 0				
2- 0	0- 0	1- 0	NEUTRAL	1- 0	0- 0	0- 0				
9- 2	1- 1	1- 1	NON-CONFERENCE	2- 0	5- 0	4- 0				
5- 1	1- 1	0- 0	HOME	0- 0	4- 0	4- 0				
2- 1	0- 0	0- 1	AWAY	1- 0	1- 0	0- 0				
2- 0	0- 0	1- 0	NEUTRAL	1- 0	0- 0	0- 0				
11- 2	1- 2	5- 0	CONFERENCE	2- 0	3- 0	1- 0				
5- 1	1- 1	3- 0	HOME	0- 0	1- 0	1- 0				
6- 1	0- 1	2- 0	AWAY	2- 0	2- 0	0- 0				
0- 0	0- 0	0- 0	NEUTRAL	0- 0	0- 0	0- 0				

RPI 1-25				RPI 26-50				RPI 51-100				RPI 101+			
RPI	S	Opponent	Score	RPI	S	Opponent	Score	RPI	S	Opponent	Score	RPI	S	Opponent	Score
1	H	UConn	60 78	35	A	Cal i forn i a	82 46	74	A	Fordham	67 30	105	A	Seton Hal l	77 68
7	H	Bayl or	82 68	35	H	Cal i forn i a	60 52	85	N	Kansas St.	64 55	138	A	Col orado	93 55
10	H	Oregon	61 70	39	N	Creighton	72 63	86	A	Washi ngton St.	79 71	172	A	Washi ngton	86 69
12	A	Stanford	65 76	44	A	Okl ahoma St.	72 87	89	A	Utah	81 74	213	H	UC Santa Barbara	74 44
12	H	Stanford	64 53	46	A	Southern Cal i forn i a	84 70					233	H	UC Ri versi de	68 48
				46	H	Southern Cal i forn i a	59 46					251	H	San Jose St.	129 69
				50	H	Oregon St.	84 49					254	H	Presbyteri an	76 40
												279	H	Ari zona	69 46
LAST 12 Di vi si on I GAMES:															
279	H	Ari zona	69 46	35	H	Cal i forn i a	60 52	138	A	Col orado	93 55				
46	A	Southern Cal i forn i a	84 70	89	A	Utah	81 74	10	H	Oregon	61 70				
46	H	Southern Cal i forn i a	59 46	50	H	Oregon St.	84 49	50	H	Oregon St.	84 49				
86	A	Washi ngton St.	79 71	35	A	Cal i forn i a	82 46								
172	A	Washi ngton	86 69												
12	H	Stanford	64 53												

Non-Di v I Games:

UCLA

Average RPI	Win:	78	WON-LOST	WINNING	LAST 10	STRENGTH OF	OPP. STRENGTH	TEAM	ADJ.	CONF.	ADJ CONF.
Average RPI	Loss:	0	RECORD	PCT. RANK	GAMES	SCHEDULE	OF SCHEDULE	RPI	RPI	RPI	RPI
DIV. I ONLY		23- 0		1	10- 0	3	1	1	1	8	8
DIV. I NON-CONF.		12- 0		1	2- 0	1	1	1	1	7	7

TOTALS	RPI 1-25		RPI 26-50		W-L RECORDS	RPI 51-100		RPI 101-999		RPI 201+	
23- 0	7- 0		5- 0		OVERALL	4- 0		7- 0		1- 0	
8- 0	2- 0		2- 0		HOME	1- 0		3- 0		0- 0	
11- 0	4- 0		2- 0		AWAY	1- 0		4- 0		1- 0	
4- 0	1- 0		1- 0		NEUTRAL	2- 0		0- 0		0- 0	
12- 0	7- 0		2- 0		NON-CONFERENCE	2- 0		1- 0		0- 0	
3- 0	2- 0		1- 0		HOME	0- 0		0- 0		0- 0	
5- 0	4- 0		0- 0		AWAY	0- 0		1- 0		0- 0	
4- 0	1- 0		1- 0		NEUTRAL	2- 0		0- 0		0- 0	
11- 0	0- 0		3- 0		CONFERENCE	2- 0		6- 0		1- 0	
5- 0	0- 0		1- 0		HOME	1- 0		3- 0		0- 0	
6- 0	0- 0		2- 0		AWAY	1- 0		3- 0		1- 0	
0- 0	0- 0		0- 0		NEUTRAL	0- 0		0- 0		0- 0	

RPI	S	Opponent	Score	RPI	S	Opponent	Score	RPI	S	Opponent	Score	RPI	S	Opponent	Score
2	H	Notre Dame	80 71	28	A	South Fla.	100 49	51	A	Houston	95 35	137	H	Cincinnati	106 65
9	A	Texas	75 71	29	N	Oklahoma	88 64	55	N	Duquesne	104 52	177	A	Memphis	93 36
11	A	UCLA	78 60	35	H	California	82 47	62	N	Michigan St.	96 62	177	H	Memphis	97 49
12	N	Stanford	78 53	49	A	UCF	55 37	95	H	Tulane	98 45	179	A	Temple	113 57
14	H	Maryland	97 72	49	H	UCF	80 44					182	H	Tulsa	78 60
17	A	South Carolina	83 58									186	A	Nevada	88 57
24	A	DePaul	103 69									209	A	East Carolina	96 35

LAST 12 Division I GAMES:															
49	A	UCF	55 37	182	H	Tulsa	78 60	9	A	Texas	75 71	51	A	Houston	95 35
137	H	Cincinnati	106 65					49	H	UCF	80 44	28	A	South Fla.	100 49
17	A	South Carolina	83 58					209	A	East Carolina	96 35				
95	H	Tulane	98 45												
177	A	Memphis	93 36												
179	A	Temple	113 57												

Non-Div I Games:

UConn

Average RPI Win:	316	WON-LOST	WINNING	LAST 10	STRENGTH OF	OPP. STRENGTH	TEAM	ADJ.	CONF.	ADJ CONF.
Average RPI Loss:	172	RECORD	PCT. RANK	GAMES	SCHEDULE	OF SCHEDULE	RPI	RPI	RPI	RPI
DIV. I ONLY	5- 14	289	4- 6	267	308	305	305	31	31	
DIV. I NON-CONF.	1- 8	313	1- 1	101	138	284	284	30	30	

TOTALS	RPI 1-25	RPI 26-50	W-L RECORDS	RPI 51-100	RPI 101-999	RPI 201+				
5- 14	0- 1	0- 1	OVERALL	0- 1	5- 11	5- 6				
4- 4	0- 0	0- 0	HOME	0- 0	4- 4	4- 2				
1- 9	0- 1	0- 1	AWAY	0- 1	1- 6	1- 4				
0- 1	0- 0	0- 0	NEUTRAL	0- 0	0- 1	0- 0				
1- 8	0- 1	0- 1	NON-CONFERENCE	0- 1	1- 5	1- 2				
1- 1	0- 0	0- 0	HOME	0- 0	1- 1	1- 1				
0- 6	0- 1	0- 1	AWAY	0- 1	0- 3	0- 1				
0- 1	0- 0	0- 0	NEUTRAL	0- 0	0- 1	0- 0				
4- 6	0- 0	0- 0	CONFERENCE	0- 0	4- 6	4- 4				
3- 3	0- 0	0- 0	HOME	0- 0	3- 3	3- 1				
1- 3	0- 0	0- 0	AWAY	0- 0	1- 3	1- 3				
0- 0	0- 0	0- 0	NEUTRAL	0- 0	0- 0	0- 0				

RPI 1-25				RPI 26-50				RPI 51-100				RPI 101+ Team's RPI: 305							
RPI	S	Opponent	Score	RPI	S	Opponent	Score	RPI	S	Opponent	Score	RPI	S	Opponent	Score				
23	A	Buffalo	41 76	37	A	Syracuse	45 68	54	A	Virginia Tech	52 90	104	A	Wake Forest	50 92				
												111	A	George Mason	68 82				
												127	H	Bethune-Cookman	48 55				
												149	N	Binghamton	51 68				
												191	H	Hampton	65 70				
												209	A	East Carolina	54 64				
												221	H	N. C. A&T	45 57				
												235	H	Howard	58 52				
												273	A	Morgan St.	50 63				
												283	H	Mt. St. Mary's	63 66				
												301	A	Coppin St.	63 69				
												321	A	South Carolina St.	51 54				
												326	H	UMBC	66 43				
												334	H	N. C. Central	84 73				
												341	A	Savannah St.	68 56				
												343	H	Florida A&M	87 70				
LAST 12 Division I GAMES:																			
343	H	Florida A&M	87 70	341	A	Savannah St.	68 56	127	H	Bethune-Cookman	48 55								
301	A	Coppin St.	63 69	273	A	Morgan St.	50 63	191	H	Hampton	65 70								
235	H	Howard	58 52	209	A	East Carolina	54 64	149	N	Binghamton	51 68								
334	H	N. C. Central	84 73	326	H	UMBC	66 43	104	A	Wake Forest	50 92								
221	H	N. C. A&T	45 57																
321	A	South Carolina St.	51 54																

Non-Div I Games: Wesley 97 30 Alas. Anchorage 59 69 Valley Forge 92 38

UMES

Loss, Non-Conf, S Site, H Home A Away N Neutral

Average RPI Win: 253
Average RPI Loss: 178

WON-LOST
RECORD

WINNING
PCT. RANK

LAST 10
GAMES

STRENGTH OF
SCHEDULE

OPP. STRENGTH
OF SCHEDULE

TEAM
RPI

ADJ.
RPI

CONF.
RPI

ADJ CONF.
RPI

DIV. I ONLY	5- 16	301	4- 5	164	283	261	261	30	30
DIV. I NON-CONF.	1- 11	331	1- 1	141	110	289	289	31	31
<hr/>									
TOTALS	RPI 1-25	RPI 26-50	W-L RECORDS	RPI 51-100	RPI 101-999	RPI 201+			
5- 16	0- 0	0- 1	OVERALL	0- 1	5- 14	4- 6			
1- 6	0- 0	0- 1	HOME	0- 0	1- 5	1- 3			
3- 10	0- 0	0- 0	AWAY	0- 1	3- 9	3- 3			
1- 0	0- 0	0- 0	NEUTRAL	0- 0	1- 0	0- 0			
1- 11	0- 0	0- 1	NON-CONFERENCE	0- 1	1- 9	0- 1			
0- 3	0- 0	0- 1	HOME	0- 0	0- 2	0- 0			
0- 8	0- 0	0- 0	AWAY	0- 1	0- 7	0- 1			
1- 0	0- 0	0- 0	NEUTRAL	0- 0	1- 0	0- 0			
4- 5	0- 0	0- 0	CONFERENCE	0- 0	4- 5	4- 5			
1- 3	0- 0	0- 0	HOME	0- 0	1- 3	1- 3			
3- 2	0- 0	0- 0	AWAY	0- 0	3- 2	3- 2			
0- 0	0- 0	0- 0	NEUTRAL	0- 0	0- 0	0- 0			

RPI 1-25	RPI 26-50	RPI 51-100	RPI 101+	Team's RPI: 261
RPI S Opponent Score	RPI S Opponent Score	RPI S Opponent Score	RPI S Opponent Score	Score
	32 H Northern Colo. 73 88	59 A Nebraska 60 80	102 A Western Ill. 71 90	
			115 A Iowa St. 45 61	
			151 A Kansas 48 63	
			168 A Wichita St. 63 72	
			169 N Stetson 67 50	
			182 A Tulsa 52 76	
			187 H Denver 68 77	
			193 A Fla. Atlantic 55 65	
			198 H Oral Roberts 73 76	
			206 A Seattle U 62 66	
			206 H Seattle U 58 62	
			229 A CSU Bakersfield 60 58	
			229 H CSU Bakersfield 62 76	
			239 A New Mexico St. 62 70	
			253 A Illinois St. 53 64	
			271 A Grand Canyon 62 59	
			271 H Grand Canyon 84 82	
			324 A UTRGV 54 52	
			330 H Utah Valley 59 66	
<hr/>				
LAST 12 Division I GAMES:				
	206 A Seattle U 62 66	206 H Seattle U 58 62		
	229 H CSU Bakersfield 62 76	330 H Utah Valley 59 66		
	271 H Grand Canyon 84 82	324 A UTRGV 54 52		
	239 A New Mexico St. 62 70	193 A Fla. Atlantic 55 65		
	271 A Grand Canyon 62 59	169 N Stetson 67 50		
	229 A CSU Bakersfield 60 58	187 H Denver 68 77		

Non-Div I Games: Lincoln (MO) 98 41 Harris-Stowe 114 59 Cent. Christian Bib90 10

UMKC

Loss, Non-Conf, S Site, H Home A Away N Neutral

Average RPI Win: 271		WON-LOST RECORD	WINNING PCT. RANK	LAST 10 GAMES	STRENGTH OF SCHEDULE	OPP. STRENGTH OF SCHEDULE	TEAM RPI	ADJ. RPI	CONF. RPI	ADJ. CONF. RPI
Average RPI Loss: 222										
DIV. I ONLY		2- 21	340	0- 10	320	333	347	347	20	20
DIV. I NON-CONF.		2- 10	300	0- 1	348	347	348	348	24	24
TOTALS		RPI 1-25	RPI 26-50	W-L RECORDS	RPI 51-100	RPI 101-999	RPI 201+			
2- 21	0- 0		0- 0	OVERALL	0- 3	2- 18	1- 14			
1- 9	0- 0		0- 0	HOME	0- 2	1- 7	0- 5			
1- 12	0- 0		0- 0	AWAY	0- 1	1- 11	1- 9			
0- 0	0- 0		0- 0	NEUTRAL	0- 0	0- 0	0- 0			
2- 10	0- 0		0- 0	NON-CONFERENCE	0- 0	2- 10	1- 10			
1- 4	0- 0		0- 0	HOME	0- 0	1- 4	0- 4			
1- 6	0- 0		0- 0	AWAY	0- 0	1- 6	1- 6			
0- 0	0- 0		0- 0	NEUTRAL	0- 0	0- 0	0- 0			
0- 11	0- 0		0- 0	CONFERENCE	0- 3	0- 8	0- 4			
0- 5	0- 0		0- 0	HOME	0- 2	0- 3	0- 1			
0- 6	0- 0		0- 0	AWAY	0- 1	0- 5	0- 3			
0- 0	0- 0		0- 0	NEUTRAL	0- 0	0- 0	0- 0			

RPI 1-25				RPI 26-50				RPI 51-100				RPI 101+				Team's RPI : 347	
RPI	S	Opponent	Score	RPI	S	Opponent	Score	RPI	S	Opponent	Score	RPI	S	Opponent	Score		
								68	H	Maine	51	69	149	H	Binghamton	46	76
								81	A	Albany (NY)	60	93	158	A	Hartford	56	78
								81	H	Albany (NY)	52	61	158	H	Hartford	42	81
													180	A	New Hampshire	45	66
													196	H	Columbia	77	70
													207	A	Stony Brook	50	59
													207	H	Stony Brook	60	63
													226	A	Texas Tech	65	93
													236	H	Holy Cross	56	84
													256	A	Fairfield	67	78
													263	H	Cornell	53	71
													267	A	Fairleigh Dickinson	51	60
													272	A	Vermont	55	63
													273	H	Morgan St.	59	65
													278	A	Colgate	64	84
													288	H	Massachusetts	63	73
													326	A	UMBC	54	66
													331	A	Rhode Island	64	81
													345	A	Saint Peter's	66	60
													349	A	Longwood	82	84
LAST 12 Division I GAMES:																	
				207	H	Stony Brook	60	63	81	H	Albany (NY)	52	61				
				81	A	Albany (NY)	60	93	180	A	New Hampshire	45	66				
				68	H	Maine	51	69	326	A	UMBC	54	66				
				158	A	Hartford	56	78	158	H	Hartford	42	81				
				207	A	Stony Brook	50	59	272	A	Vermont	55	63				
				149	H	Binghamton	46	76	263	H	Cornell	53	71				

Non-Div I Games:	Fisher	102	47
------------------	--------	-----	----

UMass Lowell I

■ Loss, ■ Non-Conf, S Site, H Home A Away N Neutral

Average RPI Win:	261	WON-LOST	WINNING	LAST 10	STRENGTH OF	OPP. STRENGTH	TEAM	ADJ.	CONF.	ADJ CONF.
Average RPI Loss:	171	RECORD	PCT. RANK	GAMES	SCHEDULE	OF SCHEDULE	RPI	RPI	RPI	RPI
DIV. I ONLY	10- 11	199	7- 3	294	285	247	247	27	27	
DIV. I NON-CONF.	2- 8	290	0- 1	270	176	307	307	28	28	

TOTALS	RPI 1-25	RPI 26-50	W-L RECORDS	RPI 51-100	RPI 101-999	RPI 201+				
10- 11	0- 1	0- 0	OVERALL	1- 1	9- 9	8- 3				
4- 7	0- 0	0- 0	HOME	1- 1	3- 6	3- 1				
6- 4	0- 1	0- 0	AWAY	0- 0	6- 3	5- 2				
0- 0	0- 0	0- 0	NEUTRAL	0- 0	0- 0	0- 0				
2- 8	0- 1	0- 0	NON-CONFERENCE	0- 1	2- 6	2- 2				
1- 4	0- 0	0- 0	HOME	0- 1	1- 3	1- 0				
1- 4	0- 1	0- 0	AWAY	0- 0	1- 3	1- 2				
0- 0	0- 0	0- 0	NEUTRAL	0- 0	0- 0	0- 0				
8- 3	0- 0	0- 0	CONFERENCE	1- 0	7- 3	6- 1				
3- 3	0- 0	0- 0	HOME	1- 0	2- 3	2- 1				
5- 0	0- 0	0- 0	AWAY	0- 0	5- 0	4- 0				
0- 0	0- 0	0- 0	NEUTRAL	0- 0	0- 0	0- 0				

RPI 1-25				RPI 26-50				RPI 51-100				RPI 101+ Team's RPI: 247			
RPI	S	Opponent	Score	RPI	S	Opponent	Score	RPI	S	Opponent	Score	RPI	S	Opponent	Score
21	A	NC State	55 87					56	H	Mercer	56 67	117	H	Middle Tenn.	57 72
								96	H	Liberty	48 41	156	A	Davidson	50 58
												159	A	Radford	67 56
												159	H	Radford	48 64
												160	H	High Point	45 58
												178	H	Charlotte	47 51
												185	H	Furman	63 71
												217	A	Gardner-Webb	61 60
												245	A	Campbell	60 52
												254	H	Presbyterian	74 76
												268	H	Appalachian St.	69 60
												287	A	Wofford	68 70
												296	A	USC Upstate	76 70
												302	A	Charleston So.	78 61
												310	A	Western Caro.	52 62
												340	A	Winthrop	70 48
												340	H	Winthrop	63 51
												349	H	Longwood	82 52

LAST 12 Division I GAMES:															
159	H	Radford	48 64	96	H	Liberty	48 41								
340	H	Winthrop	63 51	349	H	Longwood	82 52								
217	A	Gardner-Webb	61 60	159	A	Radford	67 56								
254	H	Presbyterian	74 76	160	H	High Point	45 58								
302	A	Charleston So.	78 61	245	A	Campbell	60 52								
340	A	Winthrop	70 48	185	H	Furman	63 71								

Non-Div I Games: Warren Wilson 100 53

UNC Asheville

Average RPI Win:	250	WON-LOST	WINNING	LAST 10	STRENGTH OF	OPP. STRENGTH	TEAM	ADJ.	CONF.	ADJ CONF.
Average RPI Loss:	155	RECORD	PCT. RANK	GAMES	SCHEDULE	OF SCHEDULE	RPI	RPI	RPI	RPI
DIV. I ONLY	7- 14	262	4- 6	163	231	234	234	17	17	
DIV. I NON-CONF.	3- 8	268	0- 1	223	310	266	266	16	16	

TOTALS	RPI 1-25	RPI 26-50	W-L RECORDS	RPI 51-100	RPI 101-999	RPI 201+				
7- 14	0- 1	0- 1	OVERALL	0- 3	7- 9	5- 4				
4- 4	0- 0	0- 0	HOME	0- 1	4- 3	2- 2				
3- 10	0- 1	0- 1	AWAY	0- 2	3- 6	3- 2				
0- 0	0- 0	0- 0	NEUTRAL	0- 0	0- 0	0- 0				
3- 8	0- 1	0- 1	NON-CONFERENCE	0- 0	3- 6	3- 4				
1- 3	0- 0	0- 0	HOME	0- 0	1- 3	1- 2				
2- 5	0- 1	0- 1	AWAY	0- 0	2- 3	2- 2				
0- 0	0- 0	0- 0	NEUTRAL	0- 0	0- 0	0- 0				
4- 6	0- 0	0- 0	CONFERENCE	0- 3	4- 3	2- 0				
3- 1	0- 0	0- 0	HOME	0- 1	3- 0	1- 0				
1- 5	0- 0	0- 0	AWAY	0- 2	1- 3	1- 0				
0- 0	0- 0	0- 0	NEUTRAL	0- 0	0- 0	0- 0				

RPI 1-25				RPI 26-50				RPI 51-100				RPI 101+ Team's RPI: 234			
RPI	S	Opponent	Score	RPI	S	Opponent	Score	RPI	S	Opponent	Score	RPI	S	Opponent	Score
16	A	Duke	54 85	30	A	Virginia	50 68	56	A	Mercer	57 80	141	A	ETSU	52 60
								87	A	Chattanooga	42 49	141	H	ETSU	65 61
								87	H	Chattanooga	57 73	159	A	Radford	53 56
												160	H	High Point	72 81
												171	A	Samford	48 56
												185	A	Furman	54 55
												185	H	Furman	76 74
												219	A	Norfolk St.	63 64
												245	H	Campbell	61 72
												254	A	Presbyterian	64 57
												281	A	Coastal Caro.	60 54
												287	H	Wofford	66 51
												292	H	VCU	74 61
												298	H	Murray St.	52 63
												310	A	Western Caro.	88 67
												322	A	Eastern Ky.	59 70

LAST 12 Division I GAMES:															
185	A	Furman	54 55	185	H	Furman	76 74	287	H	Wofford	66 51				
87	H	Chattanooga	57 73	141	A	ETSU	52 60	87	A	Chattanooga	42 49				
141	H	ETSU	65 61	160	H	High Point	72 81	254	A	Presbyterian	64 57				
310	A	Western Caro.	88 67	56	A	Mercer	57 80								
171	A	Samford	48 56												

Non-Div I Games: Greensboro 82 34 Tusculum 69 71 Lees-McRae 78 62 Southern Wesleyan 96 35
UNCG

Loss, Non-Conf, S Site, H Home A Away N Neutral

UNCWUNCW

UNCW

Page 311

Average RPI	Win:	219	WON-LOST	WINNING	LAST 10	STRENGTH OF	OPP. STRENGTH	TEAM	ADJ.	CONF.	ADJ CONF.
Average RPI	Loss:	98	RECORD	PCT. RANK	GAMES	SCHEDULE	OF SCHEDULE	RPI	RPI	RPI	RPI
DIV. I ONLY		11- 11		169	6- 4	153	108	143	143	24	24
DIV. I NON-CONF.		3- 7		254	0- 0	41	6	130	130	22	22

TOTALS	RPI 1-25		RPI 26-50		W-L RECORDS	RPI 51-100		RPI 101-999		RPI 201+	
11- 11	0- 1		0- 3		OVERALL	2- 2		9- 5		7- 1	
6- 3	0- 1		0- 0		HOME	0- 1		6- 1		4- 0	
4- 8	0- 0		0- 3		AWAY	1- 1		3- 4		3- 1	
1- 0	0- 0		0- 0		NEUTRAL	1- 0		0- 0		0- 0	
3- 7	0- 1		0- 3		NON-CONFERENCE	2- 1		1- 2		0- 1	
1- 2	0- 1		0- 0		HOME	0- 1		1- 0		0- 0	
1- 5	0- 0		0- 3		AWAY	1- 0		0- 2		0- 1	
1- 0	0- 0		0- 0		NEUTRAL	1- 0		0- 0		0- 0	
8- 4	0- 0		0- 0		CONFERENCE	0- 1		8- 3		7- 0	
5- 1	0- 0		0- 0		HOME	0- 0		5- 1		4- 0	
3- 3	0- 0		0- 0		AWAY	0- 1		3- 2		3- 0	
0- 0	0- 0		0- 0		NEUTRAL	0- 0		0- 0		0- 0	

RPI 1-25				RPI 26-50				RPI 51-100				RPI 101+ Team's RPI: 143			
RPI	S	Opponent	Score	RPI	S	Opponent	Score	RPI	S	Opponent	Score	RPI	S	Opponent	Score
20	H	Iowa	47 71	39	A	Creighton	78 89	76	H	IUPUI	48 54	114	A	Missouri St.	52 62
				40	A	South Dakota St.	47 57	77	N	Wyoming	55 40	114	H	Missouri St.	52 57
				49	A	UCF	43 53	85	A	Kansas St.	72 71	115	H	Iowa St.	57 53
								90	A	Drake	64 81	144	A	North Dakota	72 80
												164	A	Southern Ill.	53 60
												164	H	Southern Ill.	71 63
												230	A	Omaha	74 78
												249	A	Bradley	51 40
												253	A	Illinois St.	58 36
												265	A	Indiana St.	56 46
												265	H	Indiana St.	59 53
												290	H	Valparaiso	77 56
												295	H	Loyola Chicago	70 41
												348	H	Evansville	65 41
LAST 12 Division I GAMES:															
265	A	Indiana St.	56 46	265	H	Indiana St.	59 53								
164	H	Southern Ill.	71 63	348	H	Evansville	65 41								
114	H	Missouri St.	52 57	114	A	Missouri St.	52 62								
253	A	Illinois St.	58 36	164	A	Southern Ill.	53 60								
249	A	Bradley	51 40	290	H	Valparaiso	77 56								
90	A	Drake	64 81	295	H	Loyola Chicago	70 41								

Non-Div I Games: Wis.-Parkside 92 62

UNI

Average RPI Win:	201	WON-LOST	WINNING	LAST 10	STRENGTH OF	OPP. STRENGTH	TEAM	ADJ.	CONF.	ADJ CONF.
Average RPI Loss:	84	RECORD	PCT. RANK	GAMES	SCHEDULE	OF SCHEDULE	RPI	RPI	RPI	RPI
DIV. I ONLY	14- 8	99	9- 1	74	118	91	91	16	16	
DIV. I NON-CONF.	5- 6	187	0- 1	8	79	93	93	15	15	

TOTALS	RPI 1-25	RPI 26-50	W-L RECORDS	RPI 51-100	RPI 101-999	RPI 201+				
14- 8	0- 3	1- 2	OVERALL	1- 0	12- 3	7- 1				
9- 4	0- 1	0- 2	HOME	0- 0	9- 1	4- 0				
5- 2	0- 1	1- 0	AWAY	1- 0	3- 1	3- 0				
0- 2	0- 1	0- 0	NEUTRAL	0- 0	0- 1	0- 1				
5- 6	0- 3	1- 2	NON-CONFERENCE	0- 0	4- 1	2- 1				
4- 3	0- 1	0- 2	HOME	0- 0	4- 0	2- 0				
1- 1	0- 1	1- 0	AWAY	0- 0	0- 0	0- 0				
0- 2	0- 1	0- 0	NEUTRAL	0- 0	0- 1	0- 1				
9- 2	0- 0	0- 0	CONFERENCE	1- 0	8- 2	5- 0				
5- 1	0- 0	0- 0	HOME	0- 0	5- 1	2- 0				
4- 1	0- 0	0- 0	AWAY	1- 0	3- 1	3- 0				
0- 0	0- 0	0- 0	NEUTRAL	0- 0	0- 0	0- 0				

RPI 1-25				RPI 26-50				RPI 51-100				Team's RPI: 91				RPI 101+					
RPI	S	Opponent	Score	RPI	S	Opponent	Score	RPI	S	Opponent	Score	RPI	S	Opponent	Score	RPI	S	Opponent	Score		
3	H	Mississippi St.	63 103	37	H	Syracuse	55 69	82	A	New Mexico	68 66	121	H	Colorado St.	56 52						
12	A	Stanford	33 74	41	A	Gonzaga	52 50					142	H	Fresno St.	72 74						
23	N	Buffalo	53 80	48	H	Minnesota	72 79					148	H	Portland St.	88 80						
																174	A	Boise St.	60 69		
																174	H	Boise St.	77 54		
																176	H	UC Irvine	73 54		
																186	H	Nevada	77 75		
																233	N	UC Riverside	88 95		
																240	H	Hofstra	68 52		
																251	A	San Jose St.	80 53		
																251	H	San Jose St.	79 60		
																258	A	San Diego St.	75 64		
																271	H	Grand Canyon	76 47		
																297	A	Utah St.	63 54		
																312	H	Air Force	69 57		
LAST 12 Division I GAMES:																					
186	H	Nevada	77 75	82	A	New Mexico	68 66	312	H	Air Force	69 57										
174	H	Boise St.	77 54	297	A	Utah St.	63 54	251	H	San Jose St.	79 60										
251	A	San Jose St.	80 53	174	A	Boise St.	60 69	37	H	Syracuse	55 69										
258	A	San Diego St.	75 64	121	H	Colorado St.	56 52														
142	H	Fresno St.	72 74																		
121	H	Colorado St.	56 52																		

Non-Div I Games:

UNLV

Average RPI Win:	307	WON-LOST	WINNING	LAST 10	STRENGTH OF	OPP. STRENGTH	TEAM	ADJ.	CONF.	ADJ CONF.
Average RPI Loss:	175	RECORD	PCT. RANK	GAMES	SCHEDULE	OF SCHEDULE	RPI	RPI	RPI	RPI
DIV. I ONLY	6- 15	284	4- 5	261	307	296	296	22	22	
DIV. I NON-CONF.	2- 10	300	1- 1	212	330	330	330	21	21	
<hr/>										
TOTALS	RPI 1-25	RPI 26-50	W-L RECORDS	RPI 51-100	RPI 101-999	RPI 201+				
6- 15	0- 0	0- 2	OVERALL	0- 2	6- 11	6- 8				
4- 6	0- 0	0- 0	HOME	0- 1	4- 5	4- 4				
2- 9	0- 0	0- 2	AWAY	0- 1	2- 6	2- 4				
0- 0	0- 0	0- 0	NEUTRAL	0- 0	0- 0	0- 0				
2- 10	0- 0	0- 1	NON-CONFERENCE	0- 1	2- 8	2- 6				
2- 4	0- 0	0- 0	HOME	0- 0	2- 4	2- 3				
0- 6	0- 0	0- 1	AWAY	0- 1	0- 4	0- 3				
0- 0	0- 0	0- 0	NEUTRAL	0- 0	0- 0	0- 0				
4- 5	0- 0	0- 1	CONFERENCE	0- 1	4- 3	4- 2				
2- 2	0- 0	0- 0	HOME	0- 1	2- 1	2- 1				
2- 3	0- 0	0- 1	AWAY	0- 0	2- 2	2- 1				
0- 0	0- 0	0- 0	NEUTRAL	0- 0	0- 0	0- 0				

RPI	S	Opponent	Score	RPI	S	Opponent	Score	RPI	S	Opponent	Score	RPI	S	Opponent	Score	Team's RPI: 296
38	A	FGCU	60 93	54	A	Virginia Tech	56 87	140	A	William & Mary	63 83	169	A	Stetson	61 62	
44	A	Oklahoma St.	71 108	97	H	Jacksonville	45 71	185	H	Furman	59 80	209	A	East Carolina	53 66	
								217	A	Gardner-Webb	39 60	228	H	North Florida	61 65	
								230	H	Omaha	66 69	245	A	Campbell	49 69	
								247	H	UNC Asheville	70 76	254	H	Presbyterian	69 83	
								266	A	Lipscomb	78 97	266	H	Lipscomb	80 64	
								286	A	Kennesaw St.	70 64	286	H	Kennesaw St.	65 61	
								321	H	South Carolina St.	63 44	334	H	N. C. Central	66 61	
								346	A	NJIT	95 57					
<hr/>																
LAST 12 Division I GAMES:																
266	H	Lipscomb	80 64	38	A	FGCU	60 93	169	A	Stetson	61 62	346	A	NJIT	95 57	
286	A	Kennesaw St.	70 64	44	A	Oklahoma St.	71 108	247	H	UNC Asheville	70 76					
266	A	Lipscomb	78 97													
286	H	Kennesaw St.	65 61													
97	H	Jacksonville	45 71													
228	H	North Florida	61 65													

Non-Div I Games: Brevard 109 39 Converse 71 51 Bob Jones 79 45

USC Upstate

Average RPI Win:	241	WON-LOST	WINNING	LAST 10	STRENGTH OF	OPP. STRENGTH	TEAM	ADJ.	CONF.	ADJ CONF.
Average RPI Loss:	143	RECORD	PCT. RANK	GAMES	SCHEDULE	OF SCHEDULE	RPI	RPI	RPI	RPI
DIV. I ONLY	13- 10	133	6- 4	288	163	192	192	23	23	
DIV. I NON-CONF.	6- 5	153	0- 0	197	73	149	149	23	23	

TOTALS	RPI 1-25	RPI 26-50	W-L RECORDS	RPI 51-100	RPI 101-999	RPI 201+				
13- 10	0- 0	0- 0	OVERALL	0- 5	13- 5	8- 3				
10- 2	0- 0	0- 0	HOME	0- 1	10- 1	5- 0				
3- 8	0- 0	0- 0	AWAY	0- 4	3- 4	3- 3				
0- 0	0- 0	0- 0	NEUTRAL	0- 0	0- 0	0- 0				
6- 5	0- 0	0- 0	NON-CONFERENCE	0- 5	6- 0	3- 0				
5- 1	0- 0	0- 0	HOME	0- 1	5- 0	2- 0				
1- 4	0- 0	0- 0	AWAY	0- 4	1- 0	1- 0				
0- 0	0- 0	0- 0	NEUTRAL	0- 0	0- 0	0- 0				
7- 5	0- 0	0- 0	CONFERENCE	0- 0	7- 5	5- 3				
5- 1	0- 0	0- 0	HOME	0- 0	5- 1	3- 0				
2- 4	0- 0	0- 0	AWAY	0- 0	2- 4	2- 3				
0- 0	0- 0	0- 0	NEUTRAL	0- 0	0- 0	0- 0				

RPI 1-25				RPI 26-50				RPI 51-100				RPI 101+				Team's RPI: 192
RPI	S	Opponent	Score	RPI	S	Opponent	Score	RPI	S	Opponent	Score	RPI	S	Opponent	Score	
								51	H	Houston	58 62	110	H	South Ala.	63 76	
								67	A	Georgia Tech	52 80	112	A	Little Rock	57 59	
								85	A	Kansas St.	56 70	142	H	Fresno St.	67 54	
								89	A	Utah	41 71	155	H	Louisiana	63 61	
								94	A	Arkansas	57 91	162	H	San Francisco	56 54	
												181	H	Troy	76 57	
												198	H	Oral Roberts	70 46	
												210	H	SMU	58 55	
												216	A	Arkansas St.	80 85	
												268	A	Appalachian St.	64 60	
												268	H	Appalachian St.	49 48	
												281	A	Coastal Caro.	76 89	
												281	H	Coastal Caro.	65 63	
												293	A	UTSA	69 68	
												316	H	Incarnate Word	61 48	
												319	A	Georgia St.	81 76	
												325	A	Ga. Southern	68 73	
												336	H	La. -Monroe	70 61	

LAST 12 Division I GAMES:																
				281	H	Coastal Caro.	65 63	216	A	Arkansas St.	80 85					
				268	H	Appalachian St.	49 48	112	A	Little Rock	57 59					
				325	A	Ga. Southern	68 73	110	H	South Ala.	63 76					
				319	A	Georgia St.	81 76	181	H	Troy	76 57					
				336	H	La. -Monroe	70 61	268	A	Appalachian St.	64 60					
				155	H	Louisiana	63 61	281	A	Coastal Caro.	76 89					

Non-Div I Games:

UT Arlington

Average RPI Win:	291	WON-LOST	WINNING	LAST 10	STRENGTH OF	OPP. STRENGTH	TEAM	ADJ.	CONF.	ADJ CONF.
Average RPI Loss:	135	RECORD	PCT. RANK	GAMES	SCHEDULE	OF SCHEDULE	RPI	RPI	RPI	RPI
DIV. I ONLY	11- 12	189	8- 2	213	281	201	201	26	26	
DIV. I NON-CONF.	2- 8	290	0- 0	112	96	264	264	27	27	

TOTALS	RPI 1-25	RPI 26-50	W-L RECORDS	RPI 51-100	RPI 101-999	RPI 201+				
11- 12	0- 1	0- 1	OVERALL	0- 3	11- 7	11- 3				
6- 3	0- 0	0- 0	HOME	0- 1	6- 2	6- 1				
5- 7	0- 1	0- 1	AWAY	0- 1	5- 4	5- 2				
0- 2	0- 0	0- 0	NEUTRAL	0- 1	0- 1	0- 0				
2- 8	0- 1	0- 1	NON-CONFERENCE	0- 2	2- 4	2- 1				
2- 1	0- 0	0- 0	HOME	0- 0	2- 1	2- 0				
0- 5	0- 1	0- 1	AWAY	0- 1	0- 2	0- 1				
0- 2	0- 0	0- 0	NEUTRAL	0- 1	0- 1	0- 0				
9- 4	0- 0	0- 0	CONFERENCE	0- 1	9- 3	9- 2				
4- 2	0- 0	0- 0	HOME	0- 1	4- 1	4- 1				
5- 2	0- 0	0- 0	AWAY	0- 0	5- 2	5- 1				
0- 0	0- 0	0- 0	NEUTRAL	0- 0	0- 0	0- 0				

RPI 1-25				RPI 26-50				RPI 51-100				RPI 101+ Team's RPI: 201			
RPI	S	Opponent	Score	RPI	S	Opponent	Score	RPI	S	Opponent	Score	RPI	S	Opponent	Score
4	A	Louisville	56 91	42	A	Purdue	58 60	69	H	Belmont	63 65	145	A	SIUE	70 73
								84	N	Saint Mary's (CA)	58 69	164	A	Southern Ill.	72 84
								87	A	Chattanooga	82 87	183	H	Northwestern	63 71
												189	N	Eastern Wash.	58 61
												203	A	Jacksonville St.	61 57
												204	H	Morehead St.	76 81
												216	A	Arkansas St.	73 84
												221	H	N.C. A&T	76 63
												238	A	Austin Peay	62 69
												238	H	Austin Peay	100 66
												298	A	Murray St.	97 80
												298	H	Murray St.	85 67
												309	A	Tennessee Tech	67 51
												310	H	Western Caro.	62 54
												322	A	Eastern Ky.	72 54
												322	H	Eastern Ky.	77 49
												333	H	Tennessee St.	80 68
												344	A	Eastern Ill.	72 44
LAST 12 Division I GAMES:															
322	A	Eastern Ky.	72 54	344	A	Eastern Ill.	72 44								
298	H	Murray St.	85 67	204	H	Morehead St.	76 81								
238	H	Austin Peay	100 66	322	H	Eastern Ky.	77 49								
309	A	Tennessee Tech	67 51	298	A	Murray St.	97 80								
203	A	Jacksonville St.	61 57	238	A	Austin Peay	62 69								
145	A	SIUE	70 73	69	H	Belmont	63 65								

Non-Div I Games: Rhodes 90 49 Ala.-Huntsville 104 73

UT Martin

Loss, Non-Conf, S Site, H Home A Away N Neutral

Average RPI Win: 234
Average RPI Loss: 140

WON-LOST
RECORD

WINNING
PCT. RANK

LAST 10
GAMES

STRENGTH OF
SCHEDULE

OPP. STRENGTH
OF SCHEDULE

TEAM
RPI

ADJ.
RPI

CONF.
RPI

ADJ CONF.
RPI

DIV. I ONLY	14- 8	99	6- 4	181	253	125	125	18	18
DIV. I NON-CONF.	9- 4	82	2- 1	230	301	117	117	19	19
<hr/>									
TOTALS	RPI 1-25	RPI 26-50	W-L RECORDS	RPI 51-100	RPI 101-999	RPI 201+			
14- 8	0- 0	0- 0	OVERALL	1- 3	13- 5	10- 2			
7- 3	0- 0	0- 0	HOME	1- 2	6- 1	4- 0			
5- 5	0- 0	0- 0	AWAY	0- 1	5- 4	5- 2			
2- 0	0- 0	0- 0	NEUTRAL	0- 0	2- 0	1- 0			
9- 4	0- 0	0- 0	NON-CONFERENCE	1- 2	8- 2	7- 2			
5- 1	0- 0	0- 0	HOME	1- 1	4- 0	4- 0			
2- 3	0- 0	0- 0	AWAY	0- 1	2- 2	2- 2			
2- 0	0- 0	0- 0	NEUTRAL	0- 0	2- 0	1- 0			
5- 4	0- 0	0- 0	CONFERENCE	0- 1	5- 3	3- 0			
2- 2	0- 0	0- 0	HOME	0- 1	2- 1	0- 0			
3- 2	0- 0	0- 0	AWAY	0- 0	3- 2	3- 0			
0- 0	0- 0	0- 0	NEUTRAL	0- 0	0- 0	0- 0			

RPI	S	Opponent	Score	RPI	S	Opponent	Score	RPI	S	Opponent	Score	RPI	S	Opponent	Score	Team's RPI: 125
71	H	UAB	64 84	82	H	New Mexico	35 59	94	H	Arkansas	64 61	95	A	Tulane	56 67	
108	A	Rice	42 56	117	H	Middle Tenn.	45 54	171	N	Samford	46 33	178	H	Charlotte	67 58	
193	A	Fla. Atlantic	66 72	193	H	Fla. Atlantic	75 70	209	N	East Carolina	93 79	216	A	Arkansas St.	73 76	
229	H	CSU Bakersfield	67 56	233	A	UC Riverside	73 62	239	A	New Mexico St.	68 76	241	A	North Texas	50 48	
250	H	Texas Southern	65 55	260	H	A&M-Corpus Christi	69 49	293	A	UTSA	66 53	299	A	FIU	77 76	
303	A	Cal St. Fullerton	92 91	318	H	Houston Baptist	69 62									
<hr/>																
LAST 12 Division I GAMES:																
293	A	UTSA	66 53	178	H	Charlotte	67 58	193	A	Fla. Atlantic	66 72	299	A	FIU	77 76	
71	H	UAB	64 84	233	A	UC Riverside	73 62	303	A	Cal St. Fullerton	92 91	95	A	Tulane	56 67	
241	A	North Texas	50 48													
108	A	Rice	42 56													
193	H	Fla. Atlantic	75 70													
117	H	Middle Tenn.	45 54													

Non-Div I Games:

UTEP

Average RPI Win:	293	WON-LOST	WINNING	LAST 10	STRENGTH OF	OPP. STRENGTH	TEAM	ADJ.	CONF.	ADJ CONF.
Average RPI Loss:	214	RECORD	PCT. RANK	GAMES	SCHEDULE	OF SCHEDULE	RPI	RPI	RPI	RPI
DIV. I ONLY	8- 12	232	2- 8	337	335	324	324	30	30	
DIV. I NON-CONF.	7- 5	132	1- 3	318	302	234	234	31	31	

TOTALS	RPI 1-25	RPI 26-50	W-L RECORDS	RPI 51-100	RPI 101-999	RPI 201+				
8- 12	0- 0	0- 2	OVERALL	0- 0	8- 10	8- 9				
7- 5	0- 0	0- 1	HOME	0- 0	7- 4	7- 4				
1- 7	0- 0	0- 1	AWAY	0- 0	1- 6	1- 5				
0- 0	0- 0	0- 0	NEUTRAL	0- 0	0- 0	0- 0				
7- 5	0- 0	0- 2	NON-CONFERENCE	0- 0	7- 3	7- 2				
6- 1	0- 0	0- 1	HOME	0- 0	6- 0	6- 0				
1- 4	0- 0	0- 1	AWAY	0- 0	1- 3	1- 2				
0- 0	0- 0	0- 0	NEUTRAL	0- 0	0- 0	0- 0				
1- 7	0- 0	0- 0	CONFERENCE	0- 0	1- 7	1- 7				
1- 4	0- 0	0- 0	HOME	0- 0	1- 4	1- 4				
0- 3	0- 0	0- 0	AWAY	0- 0	0- 3	0- 3				
0- 0	0- 0	0- 0	NEUTRAL	0- 0	0- 0	0- 0				

RPI	S	Opponent	Score	RPI	S	Opponent	Score	RPI	S	Opponent	Score	RPI	S	Opponent	Score
44	A	Oklahoma St.	38 80	46	H	Southern California	64 71					184	A	Wisconsin	54 82
												206	A	Seattle U	56 64
												226	A	Texas Tech	64 80
												229	H	CSU Bakersfield	64 67
												239	H	New Mexico St.	77 79
												260	A	A&M-Corpus Christi	41 71
												260	H	A&M-Corpus Christi	56 53
												261	H	UMKC	52 54
												264	H	Prairie View	78 62
												270	A	North Dakota St.	82 79
												271	A	Grand Canyon	58 59
												271	H	Grand Canyon	59 65
												285	H	Canisius	63 46
												288	H	Massachusetts	67 59
												293	H	UTSA	70 58
												330	A	Utah Valley	60 69
												339	H	Chicago St.	81 44
												343	H	Florida A&M	51 38

LAST 12 Division I GAMES:															
271	A	Grand Canyon	58 59	229	H	CSU Bakersfield	64 67								
239	H	New Mexico St.	77 79	261	H	UMKC	52 54								
339	H	Chicago St.	81 44	46	H	Southern California	64 71								
206	A	Seattle U	56 64	285	H	Canisius	63 46								
330	A	Utah Valley	60 69	226	A	Texas Tech	64 80								
271	H	Grand Canyon	59 65	184	A	Wisconsin	54 82								

Non-Div I Games: Texas Lutheran 78 43 Concordia (TX) 67 49 Trinity (TX) 62 57

UTRGV

Loss, Non-Conf, S Site, H Home A Away N Neutral

Average RPI Win: 306
Average RPI Loss: 160

WON-LOST
RECORD

WINNING
PCT. RANK

LAST 10
GAMES

STRENGTH OF
SCHEDULE

OPP. STRENGTH
OF SCHEDULE

TEAM
RPI

ADJ.
RPI

CONF.
RPI

ADJ CONF.
RPI

DIV. I ONLY	4- 17	311	3- 7	183	240	293	293	18	18
DIV. I NON-CONF.	1- 9	318	0- 0	218	246	321	321	19	19
<hr/>									
TOTALS	RPI 1-25	RPI 26-50	W-L RECORDS	RPI 51-100	RPI 101-999	RPI 201+			
4- 17	0- 1	0- 1	OVERALL	0- 1	4- 14	4- 4			
2- 6	0- 0	0- 0	HOME	0- 0	2- 6	2- 0			
1- 11	0- 1	0- 1	AWAY	0- 1	1- 8	1- 4			
1- 0	0- 0	0- 0	NEUTRAL	0- 0	1- 0	1- 0			
1- 9	0- 1	0- 1	NON-CONFERENCE	0- 0	1- 7	1- 3			
0- 3	0- 0	0- 0	HOME	0- 0	0- 3	0- 0			
0- 6	0- 1	0- 1	AWAY	0- 0	0- 4	0- 3			
1- 0	0- 0	0- 0	NEUTRAL	0- 0	1- 0	1- 0			
3- 8	0- 0	0- 0	CONFERENCE	0- 1	3- 7	3- 1			
2- 3	0- 0	0- 0	HOME	0- 0	2- 3	2- 0			
1- 5	0- 0	0- 0	AWAY	0- 1	1- 4	1- 1			
0- 0	0- 0	0- 0	NEUTRAL	0- 0	0- 0	0- 0			

RPI 1-25				RPI 26-50				RPI 51-100				RPI 101+ Team's RPI: 293			
RPI	S	Opponent	Score	RPI	S	Opponent	Score	RPI	S	Opponent	Score	RPI	S	Opponent	Score
9	A	Texas	70 120	33	A	Arizona St.	42 74	52	A	Western Ky.	38 73	108	A	Rice	52 83
												117	H	Middle Tenn.	47 62
												125	H	UTEP	53 66
												128	H	Northern Ill.	55 69
												144	H	North Dakota	47 60
												147	A	Texas St.	38 91
												163	A	Southern Miss.	60 83
												173	A	Louisiana Tech	55 63
												192	H	UT Arlington	68 69
												193	H	Fla. Atlantic	65 99
												202	A	San Diego	69 78
												241	H	North Texas	70 58
												303	A	Cal St. Fullerton	46 55
												304	A	Old Dominion	63 69
												304	H	Old Dominion	64 56
												324	A	UTRGV	58 70
												335	A	Marshall	72 59
												342	N	Mississippi Val.	68 55
<hr/>															
LAST 12 Division I GAMES:															
335	A	Marshall	72 59	52	A	Western Ky.	38 73								
125	H	UTEP	53 66	304	H	Old Dominion	64 56								
241	H	North Texas	70 58	117	H	Middle Tenn.	47 62								
163	A	Southern Miss.	60 83	108	A	Rice	52 83								
193	H	Fla. Atlantic	65 99	173	A	Louisiana Tech	55 63								
304	A	Old Dominion	63 69	303	A	Cal St. Fullerton	46 55								

Non-Div I Games: Sul Ross St. 97 47 Tex. A&M-Commerce 60 69

UTSA

Loss, Non-Conf, S Site, H Home A Away N Neutral

Average RPI Win:	180	WON-LOST	WINNING	LAST 10	STRENGTH OF	OPP. STRENGTH	TEAM	ADJ.	CONF.	ADJ CONF.
Average RPI Loss:	58	RECORD	PCT. RANK	GAMES	SCHEDULE	OF SCHEDULE	RPI	RPI	RPI	RPI
DIV. I ONLY	15- 9	105	4- 6	97	72	89	89	5	5	
DIV. I NON-CONF.	9- 2	34	0- 0	167	198	49	49	3	3	

TOTALS	RPI 1-25	RPI 26-50	W-L RECORDS	RPI 51-100	RPI 101-999	RPI 201+				
15- 9	0- 3	2- 3	OVERALL	2- 0	11- 3	5- 0				
8- 6	0- 2	1- 3	HOME	1- 0	6- 1	3- 0				
7- 3	0- 1	1- 0	AWAY	1- 0	5- 2	2- 0				
0- 0	0- 0	0- 0	NEUTRAL	0- 0	0- 0	0- 0				
9- 2	0- 0	1- 0	NON-CONFERENCE	1- 0	7- 2	3- 0				
7- 0	0- 0	1- 0	HOME	1- 0	5- 0	2- 0				
2- 2	0- 0	0- 0	AWAY	0- 0	2- 2	1- 0				
0- 0	0- 0	0- 0	NEUTRAL	0- 0	0- 0	0- 0				
6- 7	0- 3	1- 3	CONFERENCE	1- 0	4- 1	2- 0				
1- 6	0- 2	0- 3	HOME	0- 0	1- 1	1- 0				
5- 1	0- 1	1- 0	AWAY	1- 0	3- 0	1- 0				
0- 0	0- 0	0- 0	NEUTRAL	0- 0	0- 0	0- 0				

RPI 1-25				RPI 26-50				RPI 51-100				RPI 101+			
RPI	S	Opponent	Score	RPI	S	Opponent	Score	RPI	S	Opponent	Score	RPI	S	Opponent	Score
10	H	Oregon	68 84	33	A	Arizona St.	58 56	84	H	Saint Mary's (CA)	74 63	103	A	Alabama	60 65
11	H	UCLA	74 81	33	H	Arizona St.	81 83	86	A	Washington St.	81 79	123	A	BYU	68 77
12	A	Stanford	49 70	42	H	Purdue	81 68					138	A	Colorado	78 74
				46	H	Southern California	47 58					138	H	Colorado	65 69
				50	H	Oregon St.	58 69					161	A	Weber St.	85 58

Team's RPI: 89															
LAST 12 Division I GAMES:															
12	A	Stanford	49 70	33	A	Arizona St.	58 56								
138	A	Colorado	78 74	46	H	Southern California	47 58								
138	H	Colorado	65 69	11	H	UCLA	74 81								
10	H	Oregon	68 84	86	A	Washington St.	81 79								
50	H	Oregon St.	58 69	172	A	Washington	74 65								
279	A	Arizona	80 56	33	H	Arizona St.	81 83								

Non-Div I Games:

Utah

Average RPI Win: 177

Average RPI Loss: 175

WON-LOST
RECORDWINNING
PCT. RANKLAST 10
GAMESSTRENGTH OF
SCHEDULEOPP. STRENGTH
OF SCHEDULETEAM
RPIADJ.
RPICONF.
RPIADJ CONF.
RPIDIV. I ONLY
DIV. I NON-CONF.4- 18
1- 9314
3182- 8
0- 0172
227201
325297
323297
32316
1516
15

TOTALS

RPI 1-25

RPI 26-50

W-L RECORDS

RPI 51-100

RPI 101-999

RPI 201+

4- 18

0- 0

0- 1

OVERALL

0- 5

4- 12

1- 6

3- 6

0- 0

0- 0

HOME

0- 3

3- 3

1- 1

1- 10

0- 0

0- 0

AWAY

0- 2

1- 8

0- 4

0- 2

0- 0

0- 1

NEUTRAL

0- 0

0- 1

0- 1

1- 9

0- 0

0- 1

NON-CONFERENCE

0- 1

1- 7

0- 4

0- 3

0- 0

0- 0

HOME

0- 1

0- 2

0- 1

1- 4

0- 0

0- 0

AWAY

0- 0

1- 4

0- 2

0- 2

0- 0

0- 1

NEUTRAL

0- 0

0- 1

0- 1

3- 9

0- 0

0- 0

CONFERENCE

0- 4

3- 5

1- 2

3- 3

0- 0

0- 0

HOME

0- 2

3- 1

1- 0

0- 6

0- 0

0- 0

AWAY

0- 2

0- 4

0- 2

0- 0

0- 0

0- 0

NEUTRAL

0- 0

0- 0

0- 0

RPI 1-25

RPI 26-50

RPI 51-100

RPI 101+

Team's RPI: 297

RPI S Opponent Score

RPI S Opponent Score

RPI S Opponent Score

RPI S Opponent Score

50 N Oregon St. 55 94

77 A Wyoming 44 61

121 A Colorado St. 45 56

77 H Wyoming 46 64

123 A BYU 76 69

82 A New Mexico 47 80

142 A Fresno St. 56 57

89 H Utah 44 79

142 H Fresno St. 60 52

91 H UNLV 54 63

165 A Idaho St. 44 64

174 H Boise St. 42 64

176 A UC Irvine 84 87

186 H Nevada 79 57

187 H Denver 72 74

231 N Montana St. 52 64

251 A San Jose St. 66 79

258 H San Diego St. 62 58

279 H Arizona 49 65

311 A Southern Utah 67 70

312 A Air Force 50 57

330 A Utah Valley 43 61

LAST 12 Division I GAMES:

77 H Wyoming 46 64 186 H Nevada 79 57

82 A New Mexico 47 80 121 A Colorado St. 45 56

142 H Fresno St. 60 52 91 H UNLV 54 63

312 A Air Force 50 57 142 A Fresno St. 56 57

77 A Wyoming 44 61 258 H San Diego St. 62 58

174 H Boise St. 42 64 251 A San Jose St. 66 79

U
t
a
h
s
t
.U
t
a
h
s
t
.

Non-Div I Games:

Dixie St.

92 72

Utah St.

Average RPI Win:	285	WON-LOST	WINNING	LAST 10	STRENGTH OF	OPP. STRENGTH	TEAM	ADJ.	CONF.	ADJ CONF.
Average RPI Loss:	216	RECORD	PCT. RANK	GAMES	SCHEDULE	OF SCHEDULE	RPI	RPI	RPI	RPI
DIV. I ONLY	7- 14	262	3- 6	344	298	330	330	30	30	
DIV. I NON-CONF.	4- 9	249	1- 2	320	278	331	331	31	31	

TOTALS	RPI 1-25	RPI 26-50	W-L RECORDS	RPI 51-100	RPI 101-999	RPI 201+				
7- 14	0- 0	0- 1	OVERALL	0- 0	7- 13	6- 8				
5- 5	0- 0	0- 0	HOME	0- 0	5- 5	4- 4				
2- 9	0- 0	0- 0	AWAY	0- 0	2- 1	2- 1				
0- 0	0- 0	0- 0	NEUTRAL	0- 0	0- 0	0- 0				
4- 9	0- 0	0- 1	NON-CONFERENCE	0- 0	4- 8	3- 3				
4- 2	0- 0	0- 0	HOME	0- 0	4- 2	3- 1				
0- 7	0- 0	0- 1	AWAY	0- 0	0- 6	0- 2				
0- 0	0- 0	0- 0	NEUTRAL	0- 0	0- 0	0- 0				
3- 5	0- 0	0- 0	CONFERENCE	0- 0	3- 5	3- 5				
1- 3	0- 0	0- 0	HOME	0- 0	1- 3	1- 3				
2- 2	0- 0	0- 0	AWAY	0- 0	2- 2	2- 2				
0- 0	0- 0	0- 0	NEUTRAL	0- 0	0- 0	0- 0				

RPI 1-25				RPI 26-50				RPI 51-100				RPI 101+				Team's RPI: 330
RPI	S	Opponent	Score	RPI	S	Opponent	Score	RPI	S	Opponent	Score	RPI	S	Opponent	Score	
				50	A	Oregon St.	41 98					123	A	BYU	54 75	
												154	H	Cal Poly	89 70	
												161	A	Weber St.	57 75	
												165	H	Idaho St.	58 70	
												187	A	Denver	53 72	
												189	A	Eastern Wash.	41 61	
												206	H	Seattle U	75 77	
												229	A	CSU Bakersfield	58 63	
												239	H	New Mexico St.	72 82	
												242	A	Pepperdine	44 71	
												261	A	UMKC	66 59	
												271	A	Grand Canyon	61 81	
												297	H	Utah St.	61 43	
												303	H	Cal St. Fullerton	36 73	
												311	H	Southern Utah	69 61	
												312	H	Air Force	59 56	
												314	A	Portland	64 71	
												324	H	UTRGV	69 60	
												339	A	Chicago St.	68 30	
												339	H	Chicago St.	74 84	
LAST 12 Division I GAMES:																
				339	H	Chicago St.	74 84	261	A	UMKC	66 59					
				206	H	Seattle U	75 77	229	A	CSU Bakersfield	58 63					
				271	A	Grand Canyon	61 81	187	A	Denver	53 72					
				239	H	New Mexico St.	72 82	303	H	Cal St. Fullerton	36 73					
				324	H	UTRGV	69 60	154	H	Cal Poly	89 70					
				339	A	Chicago St.	68 30	165	H	Idaho St.	58 70					

Non-Div I Games: Dixie St. 72 63 Antelope Valley 78 54

Utah Valley

Average RPI Win:	290	WON-LOST	WINNING	LAST 10	STRENGTH OF	OPP. STRENGTH	TEAM	ADJ.	CONF.	ADJ CONF.
Average RPI Loss:	153	RECORD	PCT. RANK	GAMES	SCHEDULE	OF SCHEDULE	RPI	RPI	RPI	RPI
DIV. I ONLY	5- 18	309	2- 8	194	214	292	292	12	12	
DIV. I NON-CONF.	3- 9	280	1- 0	278	287	309	309	10	10	

TOTALS	RPI 1-25	RPI 26-50	W-L RECORDS	RPI 51-100	RPI 101-999	RPI 201+				
5- 18	0- 0	0- 2	OVERALL	0- 6	5- 10	4- 7				
3- 6	0- 0	0- 0	HOME	0- 3	3- 3	2- 2				
1- 10	0- 0	0- 0	AWAY	0- 0	1- 0	1- 0				
1- 2	0- 0	0- 0	NEUTRAL	0- 2	1- 0	1- 0				
3- 9	0- 0	0- 1	NON-CONFERENCE	0- 2	3- 6	3- 4				
2- 2	0- 0	0- 0	HOME	0- 0	2- 2	2- 1				
0- 5	0- 0	0- 1	AWAY	0- 0	0- 4	0- 3				
1- 2	0- 0	0- 0	NEUTRAL	0- 2	1- 0	1- 0				
2- 9	0- 0	0- 1	CONFERENCE	0- 4	2- 4	1- 3				
1- 4	0- 0	0- 0	HOME	0- 3	1- 1	0- 1				
1- 5	0- 0	0- 1	AWAY	0- 1	1- 3	1- 2				
0- 0	0- 0	0- 0	NEUTRAL	0- 0	0- 0	0- 0				

RPI	S	Opponent	Score	RPI	S	Opponent	Score	RPI	S	Opponent	Score	RPI	S	Opponent	Score
47	A	Dayton	64 74	55	A	Duquesne	71 80	120	H	Georgetown	59 71				
48	A	Minnesota	63 108	55	H	Duquesne	51 70	159	A	Radford	62 79				
				56	N	Mercer	54 70	188	A	Saint Joseph's	41 79				
				74	H	Fordham	54 64	188	H	Saint Joseph's	56 54				
				80	N	Penn	52 82	211	H	Richmond	68 77				
				93	H	George Washington	39 61	219	H	Norfolk St.	52 66				
								225	A	La Salle	57 62				
								234	A	UNCG	61 74				
								282	A	UNCW	67 83				
								288	A	Massachusetts	75 79				
								301	H	Coppin St.	62 47				
								304	H	Old Dominion	68 39				
								319	A	Georgia St.	56 61				
								327	N	Long Beach St.	69 59				
								331	A	Rhode Island	61 49				
LAST 12 Division I GAMES:															
55	A	Duquesne	71 80	74	H	Fordham	54 64								
47	A	Dayton	64 74	331	A	Rhode Island	61 49								
188	H	Saint Joseph's	56 54	55	H	Duquesne	51 70								
211	H	Richmond	68 77	93	H	George Washington	39 61								
225	A	La Salle	57 62	188	A	Saint Joseph's	41 79								
288	A	Massachusetts	75 79	327	N	Long Beach St.	69 59								

Non-Div I Games:

VCU

Average RPI Win:	314	WON-LOST	WINNING	LAST 10	STRENGTH OF	OPP. STRENGTH	TEAM	ADJ.	CONF.	ADJ CONF.
Average RPI Loss:	162	RECORD	PCT. RANK	GAMES	SCHEDULE	OF SCHEDULE	RPI	RPI	RPI	RPI
DIV. I ONLY	8- 12	232	3- 7	340	258	290	290	24	24	
DIV. I NON-CONF.	5- 4	146	1- 0	340	273	236	236	22	22	
<hr/>										
TOTALS	RPI 1-25	RPI 26-50	W-L RECORDS	RPI 51-100	RPI 101-999	RPI 201+				
8- 12	0- 0	0- 1	OVERALL	0- 3	8- 8	8- 4				
6- 2	0- 0	0- 0	HOME	0- 0	6- 2	6- 2				
2- 10	0- 0	0- 0	AWAY	0- 0	2- 0	2- 0				
0- 0	0- 0	0- 0	NEUTRAL	0- 0	0- 0	0- 0				
5- 4	0- 0	0- 1	NON-CONFERENCE	0- 2	5- 1	5- 0				
3- 0	0- 0	0- 0	HOME	0- 0	3- 0	3- 0				
2- 4	0- 0	0- 1	AWAY	0- 2	2- 1	2- 0				
0- 0	0- 0	0- 0	NEUTRAL	0- 0	0- 0	0- 0				
3- 8	0- 0	0- 0	CONFERENCE	0- 1	3- 7	3- 4				
3- 2	0- 0	0- 0	HOME	0- 0	3- 2	3- 2				
0- 6	0- 0	0- 0	AWAY	0- 1	0- 5	0- 2				
0- 0	0- 0	0- 0	NEUTRAL	0- 0	0- 0	0- 0				

RPI 1-25				RPI 26-50				RPI 51-100				RPI 101+ Team's RPI: 290			
RPI	S	Opponent	Score	RPI	S	Opponent	Score	RPI	S	Opponent	Score	RPI	S	Opponent	Score
				42	A	Purdue	49 95	88	A	Miami (OH)	68 77	114	A	Missouri St.	60 83
								90	A	Drake	50 86	143	A	UNI	56 77
								96	A	Liberty	40 61	164	A	Southern Ill.	63 74
												194	A	Bowling Green	77 90
												249	A	Bradley	58 69
												249	H	Bradley	69 88
												253	A	Illinois St.	55 63
												253	H	Illinois St.	56 50
												265	H	Indiana St.	54 67
												271	H	Grand Canyon	80 75
												295	H	Loyola Chicago	76 60
												315	H	Fort Wayne	68 50
												339	H	Chicago St.	71 60
												344	A	Eastern Ill.	76 67
												348	H	Evansville	101 59
												349	A	Longwood	81 68
<hr/>															
LAST 12 Division I GAMES:															
				253	A	Illinois St.	55 63	295	H	Loyola Chicago	76 60				
				249	A	Bradley	58 69	249	H	Bradley	69 88				
				265	H	Indiana St.	54 67	253	H	Illinois St.	56 50				
				348	H	Evansville	101 59	143	A	UNI	56 77				
				164	A	Southern Ill.	63 74	90	A	Drake	50 86				
				114	A	Missouri St.	60 83	315	H	Fort Wayne	68 50				

Non-Div I Games: Ind.-Northwest 99 59 Ind.-Kokomo 81 47

Valparaiso

Average RPI Win: 134	WON-LOST RECORD	WINNING PCT. RANK	LAST 10 GAMES	STRENGTH OF SCHEDULE	OPP. STRENGTH OF SCHEDULE	TEAM RPI	ADJ. RPI	CONF. RPI	ADJ. CONF. RPI
Average RPI Loss: 53									
DIV. I ONLY	6- 19	300	2- 8	6	12	124	124	2	2
DIV. I NON-CONF.	4- 10	267	1- 0	27	16	147	147	2	2

TOTALS	RPI 1-25	RPI 26-50	W-L RECORDS	RPI 51-100	RPI 101-999	RPI 201+			
6- 19	0- 9	0- 4	OVERALL	2- 2	4- 4	1- 0			
3- 10	0- 6	0- 1	HOME	0- 1	3- 2	1- 0			
3- 7	0- 3	0- 2	AWAY	2- 1	1- 1	0- 0			
0- 2	0- 0	0- 1	NEUTRAL	0- 0	0- 1	0- 0			
4- 10	0- 2	0- 3	NON-CONFERENCE	2- 2	2- 3	1- 0			
2- 5	0- 1	0- 1	HOME	0- 1	2- 2	1- 0			
2- 3	0- 1	0- 1	AWAY	2- 1	0- 0	0- 0			
0- 2	0- 0	0- 1	NEUTRAL	0- 0	0- 1	0- 0			
2- 9	0- 7	0- 1	CONFERENCE	0- 0	2- 1	0- 0			
1- 5	0- 5	0- 0	HOME	0- 0	1- 0	0- 0			
1- 4	0- 2	0- 1	AWAY	0- 0	1- 1	0- 0			
0- 0	0- 0	0- 0	NEUTRAL	0- 0	0- 0	0- 0			

RPI 1-25				RPI 26-50				RPI 51-100				RPI 101+ Team's RPI: 124			
RPI	S	Opponent	Score	RPI	S	Opponent	Score	RPI	S	Opponent	Score	RPI	S	Opponent	Score
4	A	Louisville	57 79	26	A	Central Mich.	75 92	69	H	Belmont	74 111	103	A	Alabama	75 77
8	A	Tennessee	73 86	27	A	LSU	65 85	93	A	George Washington	69 59	106	H	Kentucky	70 55
8	H	Tennessee	64 74	37	N	Syracuse	78 84	95	A	Tulane	59 71	115	H	Iowa St.	77 74
15	H	Texas A&M	67 91	45	H	Ball St.	79 88	99	A	Saint Louis	74 69	117	H	Middle Tenn.	54 65
17	H	South Carolina	82 95									122	A	Ole Miss	75 72
19	H	Missouri	70 81									177	H	Memphis	60 71
21	H	NC State	72 83									184	N	Wisconsin	71 73
22	A	Georgia	55 67									266	H	Lipscomb	92 82
22	H	Georgia	52 81												

LAST 12 Division I GAMES:															
22	A	Georgia	55 67	106	H	Kentucky	70 55								
8	H	Tennessee	64 74	19	H	Missouri	70 81								
122	A	Ole Miss	75 72	8	A	Tennessee	73 86								
15	H	Texas A&M	67 91	22	H	Georgia	52 81								
103	A	Alabama	75 77	27	A	LSU	65 85								
17	H	South Carolina	82 95	266	H	Lipscomb	92 82								

Non-Div I Games:

Vanderbilt

Average RPI Win: 232	WON-LOST RECORD	WINNING PCT. RANK	LAST 10 GAMES	STRENGTH OF SCHEDULE	OPP. STRENGTH OF SCHEDULE	TEAM RPI	ADJ. RPI	CONF. RPI	ADJ CONF. RPI
Average RPI Loss: 166									
DIV. I ONLY	7- 16	276	4- 6	199	210	272	272	20	20
DIV. I NON-CONF.	2- 10	300	0- 1	247	158	329	329	24	24

TOTALS	RPI 1-25	RPI 26-50	W-L RECORDS	RPI 51-100	RPI 101-999	RPI 201+			
7- 16	0- 0	0- 1	OVERALL	1- 4	6- 11	4- 6			
5- 8	0- 0	0- 0	HOME	1- 2	4- 6	3- 2			
2- 8	0- 0	0- 0	AWAY	0- 0	2- 0	1- 0			
0- 0	0- 0	0- 0	NEUTRAL	0- 0	0- 0	0- 0			
2- 10	0- 0	0- 1	NON-CONFERENCE	0- 2	2- 7	2- 4			
2- 5	0- 0	0- 0	HOME	0- 2	2- 3	2- 1			
0- 5	0- 0	0- 1	AWAY	0- 0	0- 4	0- 3			
0- 0	0- 0	0- 0	NEUTRAL	0- 0	0- 0	0- 0			
5- 6	0- 0	0- 0	CONFERENCE	1- 2	4- 4	2- 2			
3- 3	0- 0	0- 0	HOME	1- 0	2- 3	1- 1			
2- 3	0- 0	0- 0	AWAY	0- 2	2- 1	1- 1			
0- 0	0- 0	0- 0	NEUTRAL	0- 0	0- 0	0- 0			

RPI S Opponent Score	RPI S Opponent Score	RPI S Opponent Score	RPI S Opponent Score
43 A Miami (FL) 49 73	65 H American 62 64	116 A Dartmouth 56 66	
	68 A Maine 55 64	135 H Northeastern 66 71	
	75 H James Madison 56 68	149 H Binghamton 48 62	
	81 A Albany (NY) 55 67	158 H Hartford 53 47	
	81 H Albany (NY) 62 57	180 A New Hampshire 58 53	
		180 H New Hampshire 49 52	
		196 H Columbia 66 73	
		207 A Stony Brook 57 80	
		208 H Boston U. 41 57	
		235 H Howard 88 65	
		236 A Holy Cross 53 64	
		269 A Rider 49 64	
		294 H Central Conn. St. 62 48	
		299 A FIU 70 80	
		326 A UMBC 72 58	
		326 H UMBC 51 52	
		347 H UMass Lowell 63 55	
LAST 12 Division I GAMES:			
81 H Albany (NY) 62 57	180 H New Hampshire 49 52		
180 A New Hampshire 58 53	68 A Maine 55 64		
326 H UMBC 51 52	207 A Stony Brook 57 80		
149 H Binghamton 48 62	326 A UMBC 72 58		
81 A Albany (NY) 55 67	347 H UMass Lowell 63 55		
158 H Hartford 53 47	299 A FIU 70 80		

Non-Div I Games: Norwich 75 31

Vermont

Average RPI Win:	132	WON-LOST	WINNING	LAST 10	STRENGTH OF	OPP. STRENGTH	TEAM	ADJ.	CONF.	ADJ CONF.
Average RPI Loss:	62	RECORD	PCT. RANK	GAMES	SCHEDULE	OF SCHEDULE	RPI	RPI	RPI	RPI
DIV. I ONLY	19- 5	31	7- 3	53	62	25	25	6	6	
DIV. I NON-CONF.	10- 1	15	0- 1	20	130	9	9	6	6	

TOTALS	RPI 1-25	RPI 26-50	W-L RECORDS	RPI 51-100	RPI 101-999	RPI 201+				
19- 5	2- 0	1- 2	OVERALL	3- 2	13- 1	4- 0				
6- 3	2- 0	0- 1	HOME	1- 1	3- 1	1- 0				
10- 2	0- 0	1- 1	AWAY	0- 1	9- 0	3- 0				
3- 0	0- 0	0- 0	NEUTRAL	2- 0	1- 0	0- 0				
10- 1	1- 0	1- 0	NON-CONFERENCE	2- 1	6- 0	2- 0				
2- 1	1- 0	0- 0	HOME	0- 1	1- 0	0- 0				
5- 0	0- 0	1- 0	AWAY	0- 0	4- 0	2- 0				
3- 0	0- 0	0- 0	NEUTRAL	2- 0	1- 0	0- 0				
9- 4	1- 0	0- 2	CONFERENCE	1- 1	7- 1	2- 0				
4- 2	1- 0	0- 1	HOME	1- 0	2- 1	1- 0				
5- 2	0- 0	0- 1	AWAY	0- 1	5- 0	1- 0				
0- 0	0- 0	0- 0	NEUTRAL	0- 0	0- 0	0- 0				

RPI	S	Opponent	Score	RPI	S	Opponent	Score	RPI	S	Opponent	Score	RPI	S	Opponent	Score
16	H	Duke	64 55	31	H	Marquette	57 67	60	A	St. John's (NY)	64 70	101	A	Butler	69 67
24	H	DePaul	84 58	36	A	Princeton	62 59	60	H	St. John's (NY)	69 52	101	H	Butler	53 76
				39	A	Creighton	54 69	65	N	American	65 60	105	A	Seton Hall	67 59
								75	N	James Madison	60 57	120	A	Georgetown	60 58
								80	H	Penn	77 79	120	H	Georgetown	68 67
												157	N	Lehigh	62 42
												158	A	Hartford	71 53
												179	A	Temple	69 65
												188	H	Saint Joseph's	79 44
												190	A	Providence	63 55
												214	A	Xavier	89 50
												214	H	Xavier	75 57
												225	A	La Salle	76 49
												256	A	Fairfield	73 44

LAST 12 Division I GAMES:															
60	H	St. John's (NY)	69 52	80	H	Penn	77 79	60	A	St. John's (NY)	64 70	105	A	Seton Hall	67 59
120	H	Georgetown	68 67					120	A	Georgetown	60 58	214	A	Xavier	89 50
101	A	Butler	69 67					214	H	Xavier	75 57	214	H	Xavier	75 57
214	A	Xavier	89 50					101	H	Butler	53 76				
31	H	Marquette	57 67												
24	H	DePaul	84 58												

Non-Div I Games:

Villanova

Average RPI Win:	130	WON-LOST	WINNING	LAST 10	STRENGTH OF	OPP. STRENGTH	TEAM	ADJ.	CONF.	ADJ CONF.
Average RPI Loss:	21	RECORD	PCT. RANK	GAMES	SCHEDULE	OF SCHEDULE	RPI	RPI	RPI	RPI
DIV. I ONLY	15- 9	105	7- 3	7	11	30	30	1	1	
DIV. I NON-CONF.	7- 6	165	1- 0	10	22	69	69	1	1	

TOTALS	RPI 1-25	RPI 26-50	W-L RECORDS	RPI 51-100	RPI 101-999	RPI 201+				
15- 9	1- 7	1- 1	OVERALL	6- 1	7- 0	3- 0				
10- 4	0- 3	1- 0	HOME	3- 1	6- 0	3- 0				
3- 5	1- 4	0- 1	AWAY	1- 0	1- 0	0- 0				
2- 0	0- 0	0- 0	NEUTRAL	2- 0	0- 0	0- 0				
7- 6	0- 4	0- 1	NON-CONFERENCE	3- 1	4- 0	3- 0				
5- 3	0- 2	0- 0	HOME	1- 1	4- 0	3- 0				
0- 3	0- 2	0- 1	AWAY	0- 0	0- 0	0- 0				
2- 0	0- 0	0- 0	NEUTRAL	2- 0	0- 0	0- 0				
8- 3	1- 3	1- 0	CONFERENCE	3- 0	3- 0	0- 0				
5- 1	0- 1	1- 0	HOME	2- 0	2- 0	0- 0				
3- 2	1- 2	0- 0	AWAY	1- 0	1- 0	0- 0				
0- 0	0- 0	0- 0	NEUTRAL	0- 0	0- 0	0- 0				

RPI 1-25				RPI 26-50				RPI 51-100				RPI 101+			
RPI	S	Opponent	Score	RPI	S	Opponent	Score	RPI	S	Opponent	Score	RPI	S	Opponent	Score
3	A	Mississippi St.	53 68	37	H	Syracuse	68 63	54	H	Virginia Tech	61 52	139	H	Clemson	70 41
4	H	Louisville	41 77	47	A	Dayton	46 61	55	H	Duquesne	63 74	146	H	Pittsburgh	62 50
6	A	Florida St.	62 77					67	A	Georgia Tech	62 56	191	H	Hampton	66 62
14	H	Maryland	59 60					70	N	Indiana	82 72	199	A	Boston College	68 57
16	A	Duke	48 55					73	H	Harvard	50 48	234	H	UNCG	68 50
18	A	Rutgers	43 52					79	N	Ohio	77 59	252	H	Manhattan	69 47
21	A	NC State	73 63					100	H	North Carolina	82 70	294	H	Central Conn. St.	103 59
22	H	Georgia	61 64												

Team's RPI: 30															
LAST 12 Division I GAMES:															
6	A	Florida St.	62 77	199	A	Boston College	68 57								
4	H	Louisville	41 77	139	H	Clemson	70 41								
67	A	Georgia Tech	62 56	21	A	NC State	73 63								
100	H	North Carolina	82 70	37	H	Syracuse	68 63								
54	H	Virginia Tech	61 52	146	H	Pittsburgh	62 50								
16	A	Duke	48 55	252	H	Manhattan	69 47								

Non-Div I Games:

Virginia

Average RPI Win:	161	WON-LOST	WINNING	LAST 10	STRENGTH OF	OPP. STRENGTH	TEAM	ADJ.	CONF.	ADJ CONF.
Average RPI Loss:	34	RECORD	PCT. RANK	GAMES	SCHEDULE	OF SCHEDULE	RPI	RPI	RPI	RPI
DIV. I ONLY	16- 8	76	5- 5	50	45	54	54	1	1	
DIV. I NON-CONF.	11- 2	22	1- 0	163	148	51	51	1	1	

TOTALS	RPI 1-25	RPI 26-50	W-L RECORDS	RPI 51-100	RPI 101-999	RPI 201+				
16- 8	0- 4	2- 2	OVERALL	5- 1	9- 1	5- 0				
10- 3	0- 2	1- 1	HOME	2- 0	7- 0	3- 0				
5- 3	0- 2	1- 1	AWAY	2- 0	2- 0	2- 0				
1- 2	0- 0	0- 0	NEUTRAL	1- 1	0- 1	0- 0				
11- 2	0- 0	1- 0	NON-CONFERENCE	3- 1	7- 1	5- 0				
7- 0	0- 0	1- 0	HOME	1- 0	5- 0	3- 0				
3- 0	0- 0	0- 0	AWAY	1- 0	2- 0	2- 0				
1- 2	0- 0	0- 0	NEUTRAL	1- 1	0- 1	0- 0				
5- 6	0- 4	1- 2	CONFERENCE	2- 0	2- 0	0- 0				
3- 3	0- 2	0- 1	HOME	1- 0	2- 0	0- 0				
2- 3	0- 2	1- 1	AWAY	1- 0	0- 0	0- 0				
0- 0	0- 0	0- 0	NEUTRAL	0- 0	0- 0	0- 0				

RPI 1-25				RPI 26-50				RPI 51-100				RPI 101+			
RPI	S	Opponent	Score	RPI	S	Opponent	Score	RPI	S	Opponent	Score	RPI	S	Opponent	Score
4	A	Louisville	56 67	30	A	Virginia	52 61	53	N	West Virginia	61 79	101	N	Butler	77 79
6	A	Florida St.	62 107	37	A	Syracuse	73 64	58	N	Drexel	79 67	146	H	Pittsburgh	89 66
16	H	Duke	75 86	43	H	Miami (FL)	78 82	67	H	Georgia Tech	68 62	159	H	Radford	68 42
21	H	NC State	51 68	49	H	UCF	86 69	87	A	Chattanooga	64 44	160	H	High Point	86 63
								92	H	Auburn	72 63	199	H	Boston College	89 58
								100	A	North Carolina	90 74	205	A	Illinois	96 49
												296	H	USC Upstate	87 56
												300	A	Monmouth	84 34
												305	H	UMES	90 52
												323	H	Wagner	99 32
LAST 12 Division I GAMES:															
100	A	North Carolina	90 74	6	A	Florida St.	62 107	146	H	Pittsburgh	89 66	4	A	Louisville	56 67
37	A	Syracuse	73 64	43	H	Miami (FL)	78 82	67	H	Georgia Tech	68 62	199	H	Boston College	89 58
30	A	Virginia	52 61	49	H	UCF	86 69	87	A	Chattanooga	64 44	21	H	NC State	51 68
16	H	Duke	75 86					160	H	High Point	86 63				

Non-Div I Games:

Virginia Tech

Average RPI Win:	296	WON-LOST	WINNING	LAST 10	STRENGTH OF	OPP. STRENGTH	TEAM	ADJ.	CONF.	ADJ CONF.
Average RPI Loss:	193	RECORD	PCT. RANK	GAMES	SCHEDULE	OF SCHEDULE	RPI	RPI	RPI	RPI
DIV. I ONLY	4- 17	311	2- 8	235	329	323	323	29	29	
DIV. I NON-CONF.	1- 9	318	0- 1	143	237	303	303	29	29	

TOTALS	RPI 1-25	RPI 26-50	W-L RECORDS	RPI 51-100	RPI 101-999	RPI 201+				
4- 17	0- 0	0- 1	OVERALL	0- 3	4- 13	4- 9				
3- 6	0- 0	0- 1	HOME	0- 0	3- 5	3- 2				
1- 11	0- 0	0- 0	AWAY	0- 3	1- 8	1- 7				
0- 0	0- 0	0- 0	NEUTRAL	0- 0	0- 0	0- 0				
1- 9	0- 0	0- 1	NON-CONFERENCE	0- 3	1- 5	1- 3				
1- 2	0- 0	0- 1	HOME	0- 0	1- 1	1- 0				
0- 7	0- 0	0- 0	AWAY	0- 3	0- 4	0- 3				
0- 0	0- 0	0- 0	NEUTRAL	0- 0	0- 0	0- 0				
3- 8	0- 0	0- 0	CONFERENCE	0- 0	3- 8	3- 6				
2- 4	0- 0	0- 0	HOME	0- 0	2- 4	2- 2				
1- 4	0- 0	0- 0	AWAY	0- 0	1- 4	1- 4				
0- 0	0- 0	0- 0	NEUTRAL	0- 0	0- 0	0- 0				

W
a
g
n
e
rW
a
g
n
e
r

RPI 1-25				RPI 26-50				RPI 51-100				RPI 101+ Team's RPI: 323			
RPI	S	Opponent	Score	RPI	S	Opponent	Score	RPI	S	Opponent	Score	RPI	S	Opponent	Score
				36	H	Princeton	37 58	54	A	Virginia Tech	32 99	131	H	Saint Francis (PA)	76 79
								75	A	James Madison	45 68	153	H	Robert Morris	52 58
								81	A	Albany (NY)	44 89	179	A	Temple	36 70
												180	H	New Hampshire	53 65
												207	A	Stony Brook	50 69
												244	A	Lafayette	52 70
												259	A	Towson	42 64
												267	H	Fairleigh Dickinson	64 74
												275	A	St. Francis Brooklyn	76 80
												275	H	St. Francis Brooklyn	50 47
												277	A	LIU Brooklyn	69 74
												277	H	LIU Brooklyn	52 44
												283	A	Mt. St. Mary's	56 79
												284	A	Bryant	75 66
												291	H	Sacred Heart	55 72
												294	A	Central Conn. St.	56 59
												349	H	Longwood	60 43
LAST 12 Division I GAMES:															
277	H	LIU Brooklyn	52 44	277	A	LIU Brooklyn	69 74								
275	H	St. Francis Brooklyn	50 47	291	H	Sacred Heart	55 72								
283	A	Mt. St. Mary's	56 79	267	H	Fairleigh Dickinson	64 74								
131	H	Saint Francis (PA)	76 79	294	A	Central Conn. St.	56 59								
153	H	Robert Morris	52 58	284	A	Bryant	75 66								
275	A	St. Francis Brooklyn	76 80	244	A	Lafayette	52 70								

Non-Div I Games: Staten Island 63 58

Wagner

Average RPI Win:	193	WON-LOST	WINNING	LAST 10	STRENGTH OF	OPP. STRENGTH	TEAM	ADJ.	CONF.	ADJ CONF.
Average RPI Loss:	55	RECORD	PCT. RANK	GAMES	SCHEDULE	OF SCHEDULE	RPI	RPI	RPI	RPI
DIV. I ONLY	11- 13	205	3- 7	57	35	104	104	1	1	
DIV. I NON-CONF.	8- 5	111	1- 0	211	124	134	134	1	1	

TOTALS	RPI 1-25	RPI 26-50	W-L RECORDS	RPI 51-100	RPI 101-999	RPI 201+				
11- 13	0- 7	1- 1	OVERALL	1- 3	9- 2	6- 1				
5- 6	0- 4	0- 0	HOME	1- 1	4- 1	3- 0				
6- 5	0- 3	1- 0	AWAY	0- 2	5- 0	3- 0				
0- 2	0- 0	0- 1	NEUTRAL	0- 0	0- 1	0- 1				
8- 5	0- 1	0- 1	NON-CONFERENCE	1- 1	7- 2	6- 1				
5- 1	0- 0	0- 0	HOME	1- 0	4- 1	3- 0				
3- 2	0- 1	0- 0	AWAY	0- 1	3- 0	3- 0				
0- 2	0- 0	0- 1	NEUTRAL	0- 0	0- 1	0- 1				
3- 8	0- 6	1- 0	CONFERENCE	0- 2	2- 0	0- 0				
0- 5	0- 4	0- 0	HOME	0- 1	0- 0	0- 0				
3- 3	0- 2	1- 0	AWAY	0- 1	2- 0	0- 0				
0- 0	0- 0	0- 0	NEUTRAL	0- 0	0- 0	0- 0				

RPI 1-25				RPI 26-50				RPI 51-100				RPI 101+ Team's RPI: 104			
RPI	S	Opponent	Score	RPI	S	Opponent	Score	RPI	S	Opponent	Score	RPI	S	Opponent	Score
2	H	Notre Dame	73 96	43	A	Mi ami (FL)	61 50	57	H	El on	53 51	105	H	Seton Hall	57 67
4	A	Louisville	52 89	48	N	Minnesota	81 93	67	A	Georgi a Tech	67 79	146	A	Pittsburgh	58 49
6	H	Florida St.	79 81					78	A	Penn St.	58 68	178	H	Charlotte	71 69
16	A	Duke	51 59					100	H	North Carolina	76 79	199	A	Boston College	67 59
16	H	Duke	67 80									211	A	Richmond	85 81
18	A	Rutgers	51 65									214	A	Xavier	62 57
21	H	NC State	68 82									240	N	Hofstra	66 69
												250	H	Texas Southern	73 56
												257	A	Col. of Charleston	77 40
												268	H	Appalachian St.	78 49
												305	H	UMES	92 50
LAST 12 Division I GAMES:															
16	A	Duke	51 59	100	H	North Carolina	76 79	16	H	Duke	67 80				
199	A	Boston College	67 59	43	A	Miami (FL)	61 50	146	A	Pittsburgh	58 49				
4	A	Louisville	52 89	21	H	NC State	68 82	2	H	Notre Dame	73 96				
67	A	Georgia Tech	67 79	6	H	Florida St.	79 81	257	A	Col. of Charleston	77 40				

Non-Div I Games:

Wake Forest

Average RPI Win:	170	WON-LOST	WINNING	LAST 10	STRENGTH OF	OPP. STRENGTH	TEAM	ADJ.	CONF.	ADJ CONF.
Average RPI Loss:	74	RECORD	PCT. RANK	GAMES	SCHEDULE	OF SCHEDULE	RPI	RPI	RPI	RPI
DIV. I ONLY	7- 17	281	1- 9	28	37	172	172	5	5	
DIV. I NON-CONF.	6- 5	153	0- 0	63	100	101	101	3	3	

TOTALS	RPI 1-25	RPI 26-50	W-L RECORDS	RPI 51-100	RPI 101-999	RPI 201+				
7- 17	0- 6	1- 4	OVERALL	1- 3	5- 4	3- 1				
5- 6	0- 2	0- 1	HOME	1- 1	4- 2	3- 0				
1- 9	0- 3	0- 3	AWAY	0- 1	1- 2	0- 1				
1- 2	0- 1	1- 0	NEUTRAL	0- 1	0- 0	0- 0				
6- 5	0- 2	1- 0	NON-CONFERENCE	0- 1	5- 2	3- 0				
4- 1	0- 0	0- 0	HOME	0- 0	4- 1	3- 0				
1- 2	0- 1	0- 0	AWAY	0- 0	1- 1	0- 0				
1- 2	0- 1	1- 0	NEUTRAL	0- 1	0- 0	0- 0				
1- 12	0- 4	0- 4	CONFERENCE	1- 2	0- 2	0- 1				
1- 5	0- 2	0- 1	HOME	1- 1	0- 1	0- 0				
0- 7	0- 2	0- 3	AWAY	0- 1	0- 1	0- 1				
0- 0	0- 0	0- 0	NEUTRAL	0- 0	0- 0	0- 0				

RPI 1-25				RPI 26-50				RPI 51-100				RPI 101+				Team's RPI: 172
RPI	S	Opponent	Score	RPI	S	Opponent	Score	RPI	S	Opponent	Score	RPI	S	Opponent	Score	
5	A	Ohio St.	76 85	33	A	Arizona St.	41 61	86	A	Washington St.	75 78	123	H	BYU	80 72	
9	N	Texas	68 92	35	A	California	60 69	86	H	Washington St.	56 49	138	H	Colorado	61 66	
10	A	Oregon	83 94	39	N	Creighton	67 64	89	H	Utah	65 74	152	A	Idaho	81 69	
10	H	Oregon	63 76	46	H	Southern California	61 72	100	N	North Carolina	78 90	165	H	Idaho St.	59 79	
11	H	UCLA	69 86	50	A	Oregon St.	63 75					174	A	Boise St.	62 85	
12	A	Stanford	45 71									206	H	Seattle U	84 76	
												271	H	Grand Canyon	79 65	
												279	A	Arizona	70 72	
												314	H	Portland	93 67	

LAST 12 Division I GAMES:																
10	H	Oregon	63 76	86	A	Washington St.	75 78									
279	A	Arizona	70 72	12	A	Stanford	45 71									
33	A	Arizona St.	41 61	35	A	California	60 69									
46	H	Southern California	61 72	138	H	Colorado	61 66									
11	H	UCLA	69 86	89	H	Utah	65 74									
86	H	Washington St.	56 49	10	A	Oregon	83 94									

Non-Div I Games:

Washington

Average RPI Win: 141		WON-LOST RECORD	WINNING PCT. RANK	LAST 10 GAMES	STRENGTH OF SCHEDULE	OPP. STRENGTH OF SCHEDULE	TEAM RPI	ADJ. RPI	CONF. RPI	ADJ CONF. RPI
Average RPI Loss: 56										
DIV. I ONLY		10- 15	232	2- 8	13	44	86	86	5	5
DIV. I NON-CONF.		7- 5	132	0- 0	7	74	36	36	3	3
TOTALS		RPI 1-25	RPI 26-50	W-L RECORDS		RPI 51-100	RPI 101-999	RPI 201+		
10- 15	1- 3		0- 7	OVERALL		2- 3	7- 2	1- 0		
4- 6	0- 1		0- 3	HOME		1- 1	3- 1	0- 0		
4- 8	0- 2		0- 3	AWAY		1- 2	3- 1	1- 0		
2- 1	1- 0		0- 1	NEUTRAL		0- 0	1- 0	0- 0		
7- 5	1- 0		0- 2	NON-CONFERENCE		2- 2	4- 1	0- 0		
2- 2	0- 0		0- 1	HOME		1- 0	1- 1	0- 0		
3- 2	0- 0		0- 0	AWAY		1- 2	2- 0	0- 0		
2- 1	1- 0		0- 1	NEUTRAL		0- 0	1- 0	0- 0		
3- 10	0- 3		0- 5	CONFERENCE		0- 1	3- 1	1- 0		
2- 4	0- 1		0- 2	HOME		0- 1	2- 0	0- 0		
1- 6	0- 2		0- 3	AWAY		0- 0	1- 1	1- 0		
0- 0	0- 0		0- 0	NEUTRAL		0- 0	0- 0	0- 0		

RPI 1-25				RPI 26-50				RPI 51-100				RPI 101+			
RPI	S	Opponent	Score	RPI	S	Opponent	Score	RPI	S	Opponent	Score	RPI	S	Opponent	Score
10	A	Oregon	56 89	28	N	South Fla.	45 82	59	A	Nebraska	73 61	106	H	Kentucky	68 73
11	H	UCLA	71 79	33	A	Arizona St.	51 77	66	A	UC Davis	76 91	138	H	Colorado	89 75
12	A	Stanford	57 70	35	A	California	60 66	84	A	Saint Mary's (CA)	75 81	141	N	ETSU	80 76
18	N	Rutgers	63 60	41	H	Gonzaga	56 64	89	H	Utah	79 81	162	A	San Francisco	74 70
				46	H	Southern California	72 73	99	H	Saint Louis	85 63	165	H	Idaho St.	72 55
				50	A	Oregon St.	53 71					172	A	Washington	49 56
				50	H	Oregon St.	61 63					172	H	Washington	78 75
												174	A	Boise St.	61 53
												279	A	Arizona	78 60
LAST 12 Division I GAMES:															
				50	H	Oregon St.	61 63					172	H	Washington	78 75
				33	A	Arizona St.	51 77					35	A	California	60 66
				279	A	Arizona	78 60					12	A	Stanford	57 70
				11	H	UCLA	71 79					89	H	Utah	79 81
				46	H	Southern California	72 73					138	H	Colorado	89 75
				172	A	Washington	49 56					50	A	Oregon St.	53 71

Non-Div I Games:

Washington St.

■ Loss, ■ Non-Conf, S Site, H Home A Away N Neutral

Average RPI Win:	247	WON-LOST	WINNING	LAST 10	STRENGTH OF	OPP. STRENGTH	TEAM	ADJ.	CONF.	ADJ CONF.
Average RPI Loss:	144	RECORD	PCT. RANK	GAMES	SCHEDULE	OF SCHEDULE	RPI	RPI	RPI	RPI
DIV. I ONLY	14- 6	65	7- 3	336	139	161	161	19	19	
DIV. I NON-CONF.	6- 3	87	0- 1	317	178	181	181	14	14	

TOTALS	RPI 1-25	RPI 26-50	W-L RECORDS	RPI 51-100	RPI 101-999	RPI 201+				
14- 6	0- 1	1- 0	OVERALL	0- 1	13- 4	10- 1				
9- 1	0- 0	1- 0	HOME	0- 1	8- 0	6- 0				
5- 5	0- 1	0- 0	AWAY	0- 0	5- 4	4- 1				
0- 0	0- 0	0- 0	NEUTRAL	0- 0	0- 0	0- 0				
6- 3	0- 1	0- 0	NON-CONFERENCE	0- 1	6- 1	6- 0				
4- 1	0- 0	0- 0	HOME	0- 1	4- 0	4- 0				
2- 2	0- 1	0- 0	AWAY	0- 0	2- 1	2- 0				
0- 0	0- 0	0- 0	NEUTRAL	0- 0	0- 0	0- 0				
8- 3	0- 0	1- 0	CONFERENCE	0- 0	7- 3	4- 1				
5- 0	0- 0	1- 0	HOME	0- 0	4- 0	2- 0				
3- 3	0- 0	0- 0	AWAY	0- 0	3- 3	2- 1				
0- 0	0- 0	0- 0	NEUTRAL	0- 0	0- 0	0- 0				

RPI 1-25				RPI 26-50				RPI 51-100				RPI 101+				Team's RPI: 161
RPI	S	Opponent	Score	RPI	S	Opponent	Score	RPI	S	Opponent	Score	RPI	S	Opponent	Score	
10	A	Oregon	87 114	32	H	Northern Colo.	82 73	89	H	Utah	58 85	142	A	Fresno St.	78 81	
												144	A	North Dakota	67 80	
												144	H	North Dakota	80 69	
												148	A	Portland St.	64 77	
												165	A	Idaho St.	76 70	
												165	H	Idaho St.	84 73	
												212	A	CSUN	64 61	
												242	H	Pepperdine	71 61	
												280	A	Sacramento St.	78 56	
												311	A	Southern Utah	77 64	
												311	H	Southern Utah	65 50	
												312	H	Air Force	62 52	
												314	A	Portland	91 70	
												316	H	Incarnate Word	79 55	
												328	A	Northern Ari z.	75 76	
												328	H	Northern Ari z.	77 63	
												330	H	Utah Valley	75 57	

LAST 12 Division I GAMES:																
144	A	North Dakota	67 80	144	H	North Dakota	80 69									
328	H	Northern Ari z.	77 63	32	H	Northern Colo.	82 73									
311	H	Southern Utah	65 50	311	A	Southern Utah	77 64									
165	H	Idaho St.	84 73	328	A	Northern Ari z.	75 76									
148	A	Portland St.	64 77	165	A	Idaho St.	76 70									
280	A	Sacramento St.	78 56	142	A	Fresno St.	78 81									

Non-Div I Games: Westminster (UT) 64 58 Antelope Valley 80 70

Weber St.

Average RPI Win:	164	WON-LOST	WINNING	LAST 10	STRENGTH OF	OPP. STRENGTH	TEAM	ADJ.	CONF.	ADJ CONF.
Average RPI Loss:	35	RECORD	PCT. RANK	GAMES	SCHEDULE	OF SCHEDULE	RPI	RPI	RPI	RPI
DIV. I ONLY	17- 7	58	4- 6	61	51	53	53	4	4	
DIV. I NON-CONF.	12- 0	1	0- 0	165	137	18	18	5	5	

TOTALS	RPI 1-25	RPI 26-50	W-L RECORDS	RPI 51-100	RPI 101-999	RPI 201+				
17- 7	1- 3	0- 2	OVERALL	3- 2	13- 0	7- 0				
9- 4	0- 2	0- 0	HOME	0- 2	9- 0	7- 0				
4- 3	1- 1	0- 2	AWAY	1- 0	2- 0	0- 0				
4- 0	0- 0	0- 0	NEUTRAL	2- 0	2- 0	0- 0				
12- 0	1- 0	0- 0	NON-CONFERENCE	2- 0	9- 0	6- 0				
7- 0	0- 0	0- 0	HOME	0- 0	7- 0	6- 0				
1- 0	1- 0	0- 0	AWAY	0- 0	0- 0	0- 0				
4- 0	0- 0	0- 0	NEUTRAL	2- 0	2- 0	0- 0				
5- 7	0- 3	0- 2	CONFERENCE	1- 2	4- 0	1- 0				
2- 4	0- 2	0- 0	HOME	0- 2	2- 0	1- 0				
3- 3	0- 1	0- 2	AWAY	1- 0	2- 0	0- 0				
0- 0	0- 0	0- 0	NEUTRAL	0- 0	0- 0	0- 0				

RPI 1-25				RPI 26-50				RPI 51-100				Team's RPI: 53				RPI 101+			
RPI	S	Opponent	Score	RPI	S	Opponent	Score	RPI	S	Opponent	Score	RPI	S	Opponent	Score	RPI	S	Opponent	Score
7	H	Bayl or	72 83	29	A	Okl ahoma	57 76	54	N	Virginia Tech	79 61	101	N	Butler	75 68				
9	A	Texas	58 79	44	A	Okl ahoma St.	73 79	58	N	Drexel	75 42	115	A	Iowa St.	69 59				
9	H	Texas	55 73					63	A	TCU	87 82	115	H	Iowa St.	57 49				
15	A	Texas A&M	70 56					63	H	TCU	74 76	146	H	Pittsburgh	73 52				
								85	H	Kansas St.	52 60	151	A	Kansas	74 54				
												159	N	Radford	75 55				
												204	H	Morehead St.	66 56				
												226	H	Texas Tech	82 52				
												228	H	North Florida	87 59				
												273	H	Morgan St.	84 41				
												280	H	Sacramento St.	101 47				
												294	H	Central Conn. St.	102 52				
												301	H	Coppin St.	101 43				

LAST 12 Division I GAMES:																			
9	H	Texas	55 73	63	H	TCU	74 76												
29	A	Okl ahoma	57 76	151	A	Kansas	74 54												
7	H	Bayl or	72 83	115	H	Iowa St.	57 49												
226	H	Texas Tech	82 52	85	H	Kansas St.	52 60												
115	A	Iowa St.	69 59	9	A	Texas	58 79												
44	A	Okl ahoma St.	73 79	63	A	TCU	87 82												

Non-Div I Games:

West Virginia

Average RPI Win: 231	WON-LOST RECORD	WINNING PCT. RANK	LAST 10 GAMES	STRENGTH OF SCHEDULE	OPP. STRENGTH OF SCHEDULE	TEAM RPI	ADJ. RPI	CONF. RPI	ADJ CONF. RPI
Average RPI Loss: 181									
DIV. I ONLY	3- 20	330	1- 8	154	284	310	310	17	17
DIV. I NON-CONF.	2- 11	305	0- 0	177	339	315	315	16	16

TOTALS	RPI 1-25	RPI 26-50	W-L RECORDS	RPI 51-100	RPI 101-999	RPI 201+			
3- 20	0- 2	0- 0	OVERALL	0- 3	3- 15	2- 8			
2- 8	0- 0	0- 0	HOME	0- 1	2- 7	1- 4			
1- 12	0- 2	0- 0	AWAY	0- 2	1- 8	1- 4			
0- 0	0- 0	0- 0	NEUTRAL	0- 0	0- 0	0- 0			
2- 11	0- 2	0- 0	NON-CONFERENCE	0- 0	2- 9	1- 6			
2- 3	0- 0	0- 0	HOME	0- 0	2- 3	1- 2			
0- 8	0- 2	0- 0	AWAY	0- 0	0- 6	0- 4			
0- 0	0- 0	0- 0	NEUTRAL	0- 0	0- 0	0- 0			
1- 9	0- 0	0- 0	CONFERENCE	0- 3	1- 6	1- 2			
0- 5	0- 0	0- 0	HOME	0- 1	0- 4	0- 2			
1- 4	0- 0	0- 0	AWAY	0- 2	1- 2	1- 0			
0- 0	0- 0	0- 0	NEUTRAL	0- 0	0- 0	0- 0			

RPI 1-25				RPI 26-50				RPI 51-100				RPI 101+ Team's RPI: 310			
RPI	S	Opponent	Score	RPI	S	Opponent	Score	RPI	S	Opponent	Score	RPI	S	Opponent	Score
17	A	South Carolina	43 101					56	A	Mercer	50 72	141	A	ETSU	50 66
22	A	Georgia	50 76					87	A	Chattanooga	32 47	141	H	ETSU	46 76
								87	H	Chattanooga	41 58	156	H	Davidson	57 70
												159	H	Radford	39 27
												160	A	High Point	69 75
												171	A	Samford	54 62
												185	H	Furman	59 68
												201	A	UT Martin	54 62
												217	A	Gardner-Webb	67 70
												221	A	N. C. A&T	59 68
												234	H	UNCG	67 88
												245	A	Campbell	51 58
												247	H	UNC Asheville	62 52
												287	A	Wofford	68 62
												287	H	Wofford	48 54
												321	A	South Carolina St.	45 75
												322	H	Eastern Ky.	59 62
												343	H	Florida A&M	63 80

				LAST 12 Division I GAMES:											
				287	A	Wofford	68 62	287	H	Wofford	48 54				
				141	H	ETSU	46 76	185	H	Furman	59 68				
				87	H	Chattanooga	41 58	87	A	Chattanooga	32 47				
				234	H	UNCG	67 88	141	A	ETSU	50 66				
				56	A	Mercer	50 72	217	A	Gardner-Webb	67 70				
				171	A	Samford	54 62	160	A	High Point	69 75				

Non-Div I Games: Warren Wilson 114 54 Brevard 79 34

Western Caro.

Loss,
Non-Conf, S Site,
H Home
A Away
N Neutral

Average RPI Win:	233	WON-LOST	WINNING	LAST 10	STRENGTH OF	OPP. STRENGTH	TEAM	ADJ.	CONF.	ADJ CONF.
Average RPI Loss:	102	RECORD	PCT. RANK	GAMES	SCHEDULE	OF SCHEDULE	RPI	RPI	RPI	RPI
DIV. I ONLY	16- 7	66	7- 3	227	177	102	102	14	14	
DIV. I NON-CONF.	8- 4	87	0- 1	284	167	124	124	17	17	

TOTALS	RPI 1-25	RPI 26-50	W-L RECORDS	RPI 51-100	RPI 101-999	RPI 201+				
16- 7	1- 0	0- 2	OVERALL	0- 2	15- 3	11- 1				
8- 2	0- 0	0- 0	HOME	0- 1	8- 1	6- 0				
8- 5	1- 0	0- 2	AWAY	0- 1	7- 2	5- 1				
0- 0	0- 0	0- 0	NEUTRAL	0- 0	0- 0	0- 0				
8- 4	1- 0	0- 1	NON-CONFERENCE	0- 0	7- 3	6- 1				
3- 1	0- 0	0- 0	HOME	0- 0	3- 1	3- 0				
5- 3	1- 0	0- 1	AWAY	0- 0	4- 2	3- 1				
0- 0	0- 0	0- 0	NEUTRAL	0- 0	0- 0	0- 0				
8- 3	0- 0	0- 1	CONFERENCE	0- 2	8- 0	5- 0				
5- 1	0- 0	0- 0	HOME	0- 1	5- 0	3- 0				
3- 2	0- 0	0- 1	AWAY	0- 1	3- 0	2- 0				
0- 0	0- 0	0- 0	NEUTRAL	0- 0	0- 0	0- 0				

RPI 1-25				RPI 26-50				RPI 51-100				RPI 101+ Team's RPI: 102			
RPI	S	Opponent	Score	RPI	S	Opponent	Score	RPI	S	Opponent	Score	RPI	S	Opponent	Score
12	A	Stanford	71 64	40	A	South Dakota St.	48 84	72	A	South Dakota	81 92	113	H	Milwaukee	67 77
				41	A	Gonzaga	65 80	72	H	South Dakota	58 82	128	A	Northern Ill.	94 96
												168	A	Wichita St.	78 65
												187	H	Denver	118 93
												198	A	Oral Roberts	85 63
												198	H	Oral Roberts	56 49
												205	A	Illinois	77 67
												222	H	Southeast Mo. St.	87 59
												230	A	Omaha	90 51
												230	H	Omaha	103 68
												238	A	Austin Peay	81 68
												249	A	Bradley	80 87
												261	H	UMKC	90 71
												270	H	North Dakota St.	97 72
												315	A	Fort Wayne	100 64
												315	H	Fort Wayne	91 44
												339	A	Chicago St.	83 45
												339	H	Chicago St.	71 54
LAST 12 Division I GAMES:															
				230	H	Omaha	103 68	315	H	Fort Wayne	91 44				
				198	A	Oral Roberts	85 63	230	A	Omaha	90 51				
				72	A	South Dakota	81 92	198	H	Oral Roberts	56 49				
				270	H	North Dakota St.	97 72	72	H	South Dakota	58 82				
				187	H	Denver	118 93	315	A	Fort Wayne	100 64				
				40	A	South Dakota St.	48 84	249	A	Bradley	80 87				

Non-Div I Games: Illinois Col. 122 40 William Woods 96 57

Western Ill.

Average RPI	Win: 212	WON-LOST	WINNING	LAST 10	STRENGTH OF	OPP. STRENGTH	TEAM	ADJ.	CONF.	ADJ CONF.
Average RPI	Loss: 42	RECORD	PCT. RANK	GAMES	SCHEDULE	OF SCHEDULE	RPI	RPI	RPI	RPI
DIV. I ONLY	17- 5	40	9- 1	124	124	52	52	18	18	
DIV. I NON-CONF.	8- 4	87	0- 1	79	30	43	43	19	19	

TOTALS	RPI 1-25	RPI 26-50	W-L RECORDS	RPI 51-100	RPI 101-999	RPI 201+				
17- 5	1- 2	0- 1	OVERALL	2- 2	14- 0	8- 0				
8- 1	0- 1	0- 0	HOME	0- 0	8- 0	5- 0				
5- 4	0- 1	0- 1	AWAY	0- 2	5- 0	3- 0				
4- 0	1- 0	0- 0	NEUTRAL	2- 0	1- 0	0- 0				
8- 4	1- 2	0- 1	NON-CONFERENCE	2- 1	5- 0	3- 0				
2- 1	0- 1	0- 0	HOME	0- 0	2- 0	2- 0				
2- 3	0- 1	0- 1	AWAY	0- 1	2- 0	1- 0				
4- 0	1- 0	0- 0	NEUTRAL	2- 0	1- 0	0- 0				
9- 1	0- 0	0- 0	CONFERENCE	0- 1	9- 0	5- 0				
6- 0	0- 0	0- 0	HOME	0- 0	6- 0	3- 0				
3- 1	0- 0	0- 0	AWAY	0- 1	3- 0	2- 0				
0- 0	0- 0	0- 0	NEUTRAL	0- 0	0- 0	0- 0				

RPI	S	Opponent	Score
2	H	Notre Dame	65 78
19	N	Missouri	79 76
20	A	Iowa	97 104

RPI	S	Opponent	Score
45	A	Ball St.	81 93

RPI	S	Opponent	Score
56	N	Mercer	67 62
64	N	Toledo	70 56
70	A	Indiana	71 73
71	A	UAB	61 79

RPI	S	Opponent	Score
117	H	Middle Tenn.	57 43
163	H	Southern Miss.	81 60
164	A	Southern Ill.	75 49
169	N	Stetson	66 58
173	A	Louisiana Tech	74 64
193	H	Fla. Atlantic	82 63
241	A	North Texas	79 65
293	H	UTSA	73 38
299	H	FIU	101 47
304	H	Old Dominion	62 48
319	A	Georgia St.	74 63
335	A	Marshall	86 66
342	H	Mississippi Val.	87 48
348	H	Evansville	92 54

LAST 12 Division I GAMES:

304	H	Old Dominion	62 48
193	H	Fla. Atlantic	82 63
173	A	Louisiana Tech	74 64
241	A	North Texas	79 65
335	A	Marshall	86 66
293	H	UTSA	73 38

71	A	UAB	61 79
299	H	FIU	101 47
163	H	Southern Miss.	81 60
117	H	Middle Tenn.	57 43
45	A	Ball St.	81 93
64	N	Toledo	70 56

Non-Div I Games: Lee

88 64

Western Ky.

Average RPI Win:	197	WON-LOST	WINNING	LAST 10	STRENGTH OF	OPP. STRENGTH	TEAM	ADJ.	CONF.	ADJ CONF.
Average RPI Loss:	63	RECORD	PCT. RANK	GAMES	SCHEDULE	OF SCHEDULE	RPI	RPI	RPI	RPI
DIV. I ONLY	11- 10	156	6- 4	122	58	107	107	7	7	
DIV. I NON-CONF.	4- 5	202	0- 0	154	26	125	125	8	8	

TOTALS	RPI 1-25	RPI 26-50	W-L RECORDS	RPI 51-100	RPI 101-999	RPI 201+				
11- 10	0- 3	0- 1	OVERALL	1- 5	10- 1	5- 0				
5- 2	0- 0	0- 0	HOME	1- 2	4- 0	2- 0				
5- 6	0- 2	0- 1	AWAY	0- 2	5- 1	3- 0				
1- 2	0- 1	0- 0	NEUTRAL	0- 1	1- 0	0- 0				
4- 5	0- 2	0- 0	NON-CONFERENCE	0- 3	4- 0	3- 0				
1- 0	0- 0	0- 0	HOME	0- 0	1- 0	1- 0				
2- 3	0- 1	0- 0	AWAY	0- 2	2- 0	2- 0				
1- 2	0- 1	0- 0	NEUTRAL	0- 1	1- 0	0- 0				
7- 5	0- 1	0- 1	CONFERENCE	1- 2	6- 1	2- 0				
4- 2	0- 0	0- 0	HOME	1- 2	3- 0	1- 0				
3- 3	0- 1	0- 1	AWAY	0- 0	3- 1	1- 0				
0- 0	0- 0	0- 0	NEUTRAL	0- 0	0- 0	0- 0				

RPI 1-25				RPI 26-50				RPI 51-100				RPI 101+ Team's RPI: 107			
RPI	S	Opponent	Score	RPI	S	Opponent	Score	RPI	S	Opponent	Score	RPI	S	Opponent	Score
18	N	Rutgers	64 75	26	A	Central Mich.	70 74	60	N	St. John's (NY)	48 76	128	H	Northern Ill.	88 83
20	A	Iowa	56 79					62	A	Michigan St.	62 65	134	A	Kent St.	66 61
23	A	Buffalo	49 71					64	H	Toledo	73 78	141	N	ETSU	87 79
								79	H	Ohio	54 69	194	A	Bowling Green	81 67
								82	A	New Mexico	76 88	194	H	Bowling Green	67 58
								88	H	Miami (OH)	81 70	195	A	Eastern Mich.	67 69
												223	A	Akron	59 51
												223	H	Akron	76 60
												239	A	New Mexico St.	64 55
												295	A	Loyola Chicago	65 47
												307	H	Detroit Mercy	74 62
LAST 12 Division I GAMES:															
194	A	Bowling Green	81 67	195	A	Eastern Mich.	67 69								
223	H	Akron	76 60	79	H	Ohio	54 69								
64	H	Toledo	73 78	128	H	Northern Ill.	88 83								
26	A	Central Mich.	70 74	134	A	Kent St.	66 61								
223	A	Akron	59 51	23	A	Buffalo	49 71								
88	H	Miami (OH)	81 70	194	H	Bowling Green	67 58								

Non-Div I Games: Goshen 87 36 Kentucky St. 85 50 Olivet 86 37

Western Mich.

Average RPI Win:	185	WON-LOST	WINNING	LAST 10	STRENGTH OF	OPP. STRENGTH	TEAM	ADJ.	CONF.	ADJ CONF.
Average RPI Loss:	92	RECORD	PCT. RANK	GAMES	SCHEDULE	OF SCHEDULE	RPI	RPI	RPI	RPI
DIV. I ONLY	10- 15	232	5- 5	76	86	168	168	8	8	
DIV. I NON-CONF.	5- 9	238	0- 1	81	111	196	196	7	7	

TOTALS	RPI 1-25	RPI 26-50	W-L RECORDS	RPI 51-100	RPI 101-999	RPI 201+				
10- 15	0- 1	1- 4	OVERALL	1- 4	8- 6	4- 2				
7- 5	0- 0	1- 0	HOME	0- 2	6- 3	4- 0				
2- 9	0- 1	0- 4	AWAY	1- 2	1- 2	0- 1				
1- 1	0- 0	0- 0	NEUTRAL	0- 0	1- 1	0- 1				
5- 9	0- 1	0- 3	NON-CONFERENCE	0- 2	5- 3	3- 1				
4- 2	0- 0	0- 0	HOME	0- 1	4- 1	3- 0				
0- 6	0- 1	0- 3	AWAY	0- 1	0- 1	0- 0				
1- 1	0- 0	0- 0	NEUTRAL	0- 0	1- 1	0- 1				
5- 6	0- 0	1- 1	CONFERENCE	1- 2	3- 3	1- 1				
3- 3	0- 0	1- 0	HOME	0- 1	2- 2	1- 0				
2- 3	0- 0	0- 1	AWAY	1- 1	1- 1	0- 1				
0- 0	0- 0	0- 0	NEUTRAL	0- 0	0- 0	0- 0				

RPI	S	Opponent	Score	RPI	S	Opponent	Score	RPI	S	Opponent	Score	RPI	S	Opponent	Score	Team's RPI: 168
8	A	Tennessee	56 68	28	H	South Fla.	64 56	51	A	Houston	55 73	102	H	Western Ill.	65 78	
				39	A	Creighton	61 66	51	H	Houston	62 73	114	A	Missouri St.	71 94	
				40	A	South Dakota St.	64 96	72	H	South Dakota	48 62	114	H	Missouri St.	72 58	
				44	A	Oklahoma St.	67 91	82	A	New Mexico	62 76	137	H	Cincinnati	69 75	
				49	A	UCF	53 59	95	A	Tulane	64 56	176	N	UC Irvine	76 53	
												177	A	Memphis	77 64	
												177	H	Memphis	69 61	
												182	H	Tulsa	62 67	
												205	N	Illinois	67 68	
												209	A	East Carolina	67 77	
												210	H	SMU	66 43	
												261	H	UMKC	72 63	
												276	H	Alcorn	87 46	
												339	H	Chicago St.	66 63	

LAST 12 Division I GAMES:																
				137	H	Cincinnati	69 75	95	A	Tulane	64 56					
				51	H	Houston	62 73	177	H	Memphis	69 61					
				209	A	East Carolina	67 77	49	A	UCF	53 59					
				177	A	Memphis	77 64	51	A	Houston	55 73					
				28	H	South Fla.	64 56	182	H	Tulsa	62 67					
				210	H	SMU	66 43	40	A	South Dakota St.	64 96					

Non-Div I Games:

Wichita St.

Average RPI Win:	349	WON-LOST	WINNING	LAST 10	STRENGTH OF	OPP. STRENGTH	TEAM	ADJ.	CONF.	ADJ CONF.
Average RPI Loss:	199	RECORD	PCT. RANK	GAMES	SCHEDULE	OF SCHEDULE	RPI	RPI	RPI	RPI
DIV. I ONLY	1- 20	345	1- 9	249	311	340	340	27	27	
DIV. I NON-CONF.	0- 10	337	0- 1	199	263	338	338	28	28	

TOTALS	RPI 1-25	RPI 26-50	W-L RECORDS	RPI 51-100	RPI 101-999	RPI 201+				
1- 20	0- 1	0- 0	OVERALL	0- 4	1- 15	1- 12				
1- 9	0- 0	0- 0	HOME	0- 1	1- 8	1- 6				
0- 11	0- 1	0- 0	AWAY	0- 3	0- 7	0- 6				
0- 0	0- 0	0- 0	NEUTRAL	0- 0	0- 0	0- 0				
0- 10	0- 1	0- 0	NON-CONFERENCE	0- 3	0- 6	0- 5				
0- 4	0- 0	0- 0	HOME	0- 1	0- 3	0- 2				
0- 6	0- 1	0- 0	AWAY	0- 2	0- 3	0- 3				
0- 0	0- 0	0- 0	NEUTRAL	0- 0	0- 0	0- 0				
1- 10	0- 0	0- 0	CONFERENCE	0- 1	1- 9	1- 7				
1- 5	0- 0	0- 0	HOME	0- 0	1- 5	1- 4				
0- 5	0- 0	0- 0	AWAY	0- 1	0- 4	0- 3				
0- 0	0- 0	0- 0	NEUTRAL	0- 0	0- 0	0- 0				

RPI 1-25				RPI 26-50				RPI 51-100				RPI 101+ Team's RPI: 340			
RPI	S	Opponent	Score	RPI	S	Opponent	Score	RPI	S	Opponent	Score	RPI	S	Opponent	Score
16	A	Duke	30 101					55	H	Duquesne	54 81	141	H	ETSU	63 74
								56	A	Mercer	45 93	159	A	Radford	52 78
								57	A	El on	37 98	160	H	High Point	58 79
								96	A	Li berty	37 63	217	H	Gardner-Webb	59 66
												223	A	Akron	43 69
												245	H	Campbell	48 72
												247	A	UNC Asheville	51 63
												247	H	UNC Asheville	48 70
												254	A	Presbyteri an	45 78
												254	H	Presbyteri an	58 64
												287	H	Wofford	68 73
												302	A	Charleston So.	45 81
												309	A	Tennessee Tech	41 70
												321	H	South Carolina St.	37 65
												335	A	Marshall	40 70
												349	H	Longwood	69 60
LAST 12 Division I GAMES:															
254	H	Presbyteri an	58 64	302	A	Charleston So.	45 81								
247	A	UNC Asheville	51 63	160	H	High Point	58 79								
349	H	Longwood	69 60	96	A	Li berty	37 63								
217	H	Gardner-Webb	59 66	245	H	Campbell	48 72								
254	A	Presbyteri an	45 78	159	A	Radford	52 78								
247	H	UNC Asheville	48 70	309	A	Tennessee Tech	41 70								

Non-Div I Games: N. C. Wesleyan 94 50

Winthrop

Average RPI	Win:	210	WON-LOST	WINNING	LAST 10	STRENGTH OF	OPP. STRENGTH	TEAM	ADJ.	CONF.	ADJ CONF.
Average RPI	Loss:	58	RECORD	PCT. RANK	GAMES	SCHEDULE	OF SCHEDULE	RPI	RPI	RPI	RPI
DIV. I ONLY		9- 16		253	2- 8	71	43	184	184	3	3
DIV. I NON-CONF.		7- 6		165	0- 0	190	53	160	160	4	4

TOTALS	RPI 1-25		RPI 26-50		W-L RECORDS	RPI 51-100		RPI 101-999		RPI 201+	
9- 16	0- 4		0- 6		OVERALL	0- 3		9- 3		4- 0	
6- 8	0- 4		0- 2		HOME	0- 1		6- 1		3- 0	
2- 7	0- 0		0- 3		AWAY	0- 2		2- 2		1- 0	
1- 1	0- 0		0- 1		NEUTRAL	0- 0		1- 0		0- 0	
7- 6	0- 1		0- 2		NON-CONFERENCE	0- 1		7- 2		3- 0	
5- 2	0- 1		0- 0		HOME	0- 0		5- 1		3- 0	
1- 3	0- 0		0- 1		AWAY	0- 1		1- 1		0- 0	
1- 1	0- 0		0- 1		NEUTRAL	0- 0		1- 0		0- 0	
2- 10	0- 3		0- 4		CONFERENCE	0- 2		2- 1		1- 0	
1- 6	0- 3		0- 2		HOME	0- 1		1- 0		0- 0	
1- 4	0- 0		0- 2		AWAY	0- 1		1- 1		1- 0	
0- 0	0- 0		0- 0		NEUTRAL	0- 0		0- 0		0- 0	

RPI	S	Opponent	Score	RPI	S	Opponent	Score	RPI	S	Opponent	Score	RPI	S	Opponent	Score	Team's RPI: 184
5	H	Ohio St.	55 68	31	A	Marquette	65 88	70	A	Indiana	55 69	101	A	Butler	62 69	
13	H	Green Bay	34 67	34	H	Michigan	57 80	78	H	Penn St.	62 69	113	H	Milwaukee	64 67	
14	H	Maryland	44 71	37	N	Syracuse	74 77	93	A	George Washington	46 61	124	N	Vanderbilt	73 71	
20	H	Iowa	46 56	42	A	Purdue	35 57					146	A	Pittsburgh	58 57	
				48	A	Minnesota	65 90					167	H	Southern U.	77 74	
				48	H	Minnesota	61 71					178	H	Charlotte	80 66	
												183	A	Northwestern	60 69	
												183	H	Northwestern	58 46	
												205	A	Illinois	70 61	
												225	H	La Salle	71 60	
												324	H	UTRGV	82 54	
												341	H	Savannah St.	82 24	

LAST 12 Division I GAMES:																
5	H	Ohio St.	55 68	78	H	Penn St.	62 69									
48	H	Minnesota	61 71	183	A	Northwestern	60 69									
205	A	Illinois	70 61	14	H	Maryland	44 71									
70	A	Indiana	55 69	34	H	Michigan	57 80									
183	H	Northwestern	58 46	42	A	Purdue	35 57									
48	A	Minnesota	65 90	20	H	Iowa	46 56									

Non-Div I Games:

Wisconsin

Average RPI Win: **259**
 Average RPI Loss: **178**

WON-LOST
RECORD

WINNING
PCT. RANK

LAST 10
GAMES

STRENGTH OF
SCHEDULE

OPP. STRENGTH
OF SCHEDULE

TEAM
RPI

ADJ.
RPI

CONF.
RPI

ADJ CONF.
RPI

DIV. I ONLY	7- 15	268	3- 6	273	209	287	287	17	17
DIV. I NON-CONF.	4- 8	239	1- 0	313	297	306	306	16	16
<hr/>									
TOTALS	RPI 1-25	RPI 26-50	W-L RECORDS	RPI 51-100	RPI 101-999	RPI 201+			
7- 15	0- 2	0- 0	OVERALL	0- 3	7- 10	5- 8			
5- 7	0- 0	0- 0	HOME	0- 2	5- 5	3- 4			
2- 8	0- 2	0- 0	AWAY	0- 1	2- 5	2- 4			
0- 0	0- 0	0- 0	NEUTRAL	0- 0	0- 0	0- 0			
4- 8	0- 2	0- 0	NON-CONFERENCE	0- 0	4- 6	4- 6			
3- 3	0- 0	0- 0	HOME	0- 0	3- 3	3- 3			
1- 5	0- 2	0- 0	AWAY	0- 0	1- 3	1- 3			
0- 0	0- 0	0- 0	NEUTRAL	0- 0	0- 0	0- 0			
3- 7	0- 0	0- 0	CONFERENCE	0- 3	3- 4	1- 2			
2- 4	0- 0	0- 0	HOME	0- 2	2- 2	0- 1			
1- 3	0- 0	0- 0	AWAY	0- 1	1- 2	1- 1			
0- 0	0- 0	0- 0	NEUTRAL	0- 0	0- 0	0- 0			

RPI 1-25				RPI 26-50				RPI 51-100				RPI 101+ Team's RPI: 287			
RPI	S	Opponent	Score	RPI	S	Opponent	Score	RPI	S	Opponent	Score	RPI	S	Opponent	Score
17	A	South Carolina	60 94					56	A	Mercer	39 80	141	H	ETSU	58 61
22	A	Georgia	56 95					56	H	Mercer	46 71	171	A	Samford	77 81
								87	H	Chattanooga	47 54	171	H	Samford	58 46
												185	H	Furman	79 48
												217	A	Gardner-Webb	55 73
												228	H	North Florida	69 57
												230	H	Omaha	60 64
												234	A	UNCG	51 66
												247	H	UNC Asheville	70 68
												257	A	Col. of Charleston	51 59
												281	A	Coastal Caro.	51 67
												282	H	UNCW	60 65
												302	H	Charleston So.	45 68
												310	A	Western Caro.	54 48
												310	H	Western Caro.	62 68
												334	H	N. C. Central	77 56
												340	A	Wintthrop	73 68
<hr/>															
LAST 12 Division I GAMES:															
310	H	Western Caro.	62 68	310	A	Western Caro.	54 48	234	A	UNCG	51 66	171	H	Samford	58 46
56	A	Mercer	39 80	56	H	Mercer	46 71	56	H	Mercer	46 71	228	H	North Florida	69 57
171	A	Samford	77 81	87	H	Chattanooga	47 54	302	H	Charleston So.	45 68				

Non-Div I Games:

Brevard

85 46

Southern Wesleyan

104 57

Bob Jones

96 54

Wofford

Average RPI Win:	231	WON-LOST	WINNING	LAST 10	STRENGTH OF	OPP. STRENGTH	TEAM	ADJ.	CONF.	ADJ CONF.
Average RPI Loss:	72	RECORD	PCT. RANK	GAMES	SCHEDULE	OF SCHEDULE	RPI	RPI	RPI	RPI
DIV. I ONLY	15- 8	87	6- 4	179	148	98	98	11	11	
DIV. I NON-CONF.	7- 3	74	0- 0	248	157	96	96	13	13	

TOTALS	RPI 1-25	RPI 26-50	W-L RECORDS	RPI 51-100	RPI 101-999	RPI 201+				
15- 8	0- 4	0- 0	OVERALL	1- 1	14- 3	9- 0				
7- 2	0- 1	0- 0	HOME	0- 1	7- 0	5- 0				
6- 5	0- 3	0- 0	AWAY	1- 0	5- 2	3- 0				
2- 1	0- 0	0- 0	NEUTRAL	0- 0	2- 1	1- 0				
7- 3	0- 2	0- 0	NON-CONFERENCE	1- 0	6- 1	4- 0				
3- 0	0- 0	0- 0	HOME	0- 0	3- 0	3- 0				
2- 2	0- 2	0- 0	AWAY	1- 0	1- 0	0- 0				
2- 1	0- 0	0- 0	NEUTRAL	0- 0	2- 1	1- 0				
8- 5	0- 2	0- 0	CONFERENCE	0- 1	8- 2	5- 0				
4- 2	0- 1	0- 0	HOME	0- 1	4- 0	2- 0				
4- 3	0- 1	0- 0	AWAY	0- 0	4- 2	3- 0				
0- 0	0- 0	0- 0	NEUTRAL	0- 0	0- 0	0- 0				

RPI 1-25				RPI 26-50				RPI 51-100 Team's RPI: 98				RPI 101+			
RPI	S	Opponent	Score	RPI	S	Opponent	Score	RPI	S	Opponent	Score	RPI	S	Opponent	Score
13	A	Green Bay	68 75					69	A	Belmont	91 81	113	A	Milwaukee	53 59
13	H	Green Bay	51 58					76	H	IUPUI	61 64	113	H	Milwaukee	56 51
19	A	Missouri	80 82									130	A	Cleveland St.	70 71
22	A	Georgia	71 87									134	A	Kent St.	72 60
												169	N	Stetson	64 59
												190	N	Providence	69 74
												200	A	Youngstown St.	69 59
												200	H	Youngstown St.	73 50
												211	N	Richmond	85 69
												218	A	Oakland	77 57
												232	A	Northern Ky.	68 63
												307	A	Detroit Mercy	88 60
												307	H	Detroit Mercy	85 55
												309	H	Tennessee Tech	82 59
												313	H	Ill.-Chicago	60 50
												339	H	Chicago St.	84 39
												344	H	Eastern Ill.	81 46

LAST 12 Division I GAMES:															
307	H	Detroit Mercy	85 55	313	H	Ill.-Chicago	60 50								
13	A	Green Bay	68 75	200	H	Youngstown St.	73 50								
113	A	Milwaukee	53 59	232	A	Northern Ky.	68 63								
200	A	Youngstown St.	69 59	307	A	Detroit Mercy	88 60								
130	A	Cleveland St.	70 71	218	A	Oakland	77 57								
76	H	IUPUI	61 64	113	H	Milwaukee	56 51								

Non-Div I Games: Northwestern Ohio 106 52 Cincinnati Christian 99 36

Wright St.

Average RPI Win:	186	WON-LOST	WINNING	LAST 10	STRENGTH OF	OPP. STRENGTH	TEAM	ADJ.	CONF.	ADJ CONF.
Average RPI Loss:	141	RECORD	PCT. RANK	GAMES	SCHEDULE	OF SCHEDULE	RPI	RPI	RPI	RPI
DIV. I ONLY	13- 7	96	8- 2	91	200	77	77	16	16	
DIV. I NON-CONF.	5- 4	146	0- 1	34	275	68	68	15	15	

TOTALS	RPI 1-25	RPI 26-50	W-L RECORDS	RPI 51-100	RPI 101-999	RPI 201+				
13- 7	0- 1	0- 0	OVERALL	2- 1	11- 5	4- 2				
7- 1	0- 0	0- 0	HOME	2- 0	5- 1	3- 0				
6- 4	0- 1	0- 0	AWAY	0- 0	6- 3	1- 2				
0- 2	0- 0	0- 0	NEUTRAL	0- 1	0- 1	0- 0				
5- 4	0- 1	0- 0	NON-CONFERENCE	1- 1	4- 2	1- 1				
3- 0	0- 0	0- 0	HOME	1- 0	2- 0	1- 0				
2- 2	0- 1	0- 0	AWAY	0- 0	2- 1	0- 1				
0- 2	0- 0	0- 0	NEUTRAL	0- 1	0- 1	0- 0				
8- 3	0- 0	0- 0	CONFERENCE	1- 0	7- 3	3- 1				
4- 1	0- 0	0- 0	HOME	1- 0	3- 1	2- 0				
4- 2	0- 0	0- 0	AWAY	0- 0	4- 2	1- 1				
0- 0	0- 0	0- 0	NEUTRAL	0- 0	0- 0	0- 0				

RPI 1-25				RPI 26-50				RPI 51-100 Team's RPI: 77				RPI 101+			
RPI	S	Opponent	Score	RPI	S	Opponent	Score	RPI	S	Opponent	Score	RPI	S	Opponent	Score
16	A	Duke	40 63					76	N	IUPUI	59 65	121	A	Colorado St.	53 49
								82	H	New Mexico	66 55	121	H	Colorado St.	53 64
								90	H	Drake	75 61	142	A	Fresno St.	47 60
												143	N	UNI	40 55
												152	A	Idaho	70 64
												165	H	Idaho St.	61 53
												174	A	Boise St.	66 51
												186	A	Nevada	65 62
												186	H	Nevada	66 60
												187	A	Denver	61 51
												227	H	Montana	67 62
												231	A	Montana St.	46 50
												251	H	San Jose St.	58 46
												258	A	San Diego St.	62 68
												297	A	Utah St.	64 46
												297	H	Utah St.	61 44

LAST 12 Division I GAMES:															
297	A	Utah St.	64 46	121	A	Colorado St.	53 49								
142	A	Fresno St.	47 60	82	H	New Mexico	66 55								
121	H	Colorado St.	53 64	174	A	Boise St.	66 51								
251	H	San Jose St.	58 46	186	H	Nevada	66 60								
186	A	Nevada	65 62	258	A	San Diego St.	62 68								
297	H	Utah St.	61 44	16	A	Duke	40 63								

Non-Div I Games: Colo. Christian 62 33 Adams St. 73 47

Wyoming

x
a
v
i
e
r

X
a
v
i
e
r

Xavi er

Average RPI Win:	190	WON-LOST	WINNING	LAST 10	STRENGTH OF	OPP. STRENGTH	TEAM	ADJ.	CONF.	ADJ CONF.
Average RPI Loss:	122	RECORD	PCT. RANK	GAMES	SCHEDULE	OF SCHEDULE	RPI	RPI	RPI	RPI
DIV. I ONLY	11- 9	142	4- 6	112	156	118	118	9	9	
DIV. I NON-CONF.	7- 6	165	2- 3	238	221	178	178	9	9	

TOTALS	RPI 1-25	RPI 26-50	W-L RECORDS	RPI 51-100	RPI 101-999	RPI 201+				
11- 9	0- 0	1- 0	OVERALL	1- 4	9- 5	5- 0				
4- 4	0- 0	1- 0	HOME	0- 2	3- 2	2- 0				
7- 3	0- 0	0- 0	AWAY	1- 1	6- 2	3- 0				
0- 2	0- 0	0- 0	NEUTRAL	0- 1	0- 1	0- 0				
7- 6	0- 0	0- 0	NON-CONFERENCE	1- 2	6- 4	5- 0				
2- 3	0- 0	0- 0	HOME	0- 1	2- 2	2- 0				
5- 1	0- 0	0- 0	AWAY	1- 0	4- 1	3- 0				
0- 2	0- 0	0- 0	NEUTRAL	0- 1	0- 1	0- 0				
4- 3	0- 0	1- 0	CONFERENCE	0- 2	3- 1	0- 0				
2- 1	0- 0	1- 0	HOME	0- 1	1- 0	0- 0				
2- 2	0- 0	0- 0	AWAY	0- 1	2- 1	0- 0				
0- 0	0- 0	0- 0	NEUTRAL	0- 0	0- 0	0- 0				

RPI	S	Opponent	Score	RPI	S	Opponent	Score	RPI	S	Opponent	Score	RPI	S	Opponent	Score	Team's RPI: 118
36	H	Princeton	73 59	63	A	TCU	82 72	116	A	Dartmouth	57 39	133	A	Brown	71 81	
				66	N	UC Davis	61 71	133	H	Brown	77 63	149	A	Binghamton	73 69	
				70	H	Indiana	68 72	151	A	Kansas	75 81	158	N	Hartford	70 78	
				73	A	Harvard	73 97	175	H	Army West Point	65 82	190	H	Providence	51 55	
				80	H	Penn	54 69	196	A	Columbia	73 50	207	A	Stony Brook	77 71	
								277	H	LIU Brooklyn	62 51	278	H	Colgate	82 56	
								294	A	Central Conn. St.	75 62	345	A	Saint Peter's	70 49	

LAST 12 Division I GAMES:																
196	A	Columbia	73 50	133	H	Brown	77 63									
80	H	Penn	54 69	158	N	Hartford	70 78									
36	H	Princeton	73 59	66	N	UC Davis	61 71									
116	A	Dartmouth	57 39	70	H	Indiana	68 72									
73	A	Harvard	73 97	345	A	Saint Peter's	70 49									
133	A	Brown	71 81	294	A	Central Conn. St.	75 62									

Non-Div I Games:

Yale

Average RPI Win:	245	WON-LOST	WINNING	LAST 10	STRENGTH OF	OPP. STRENGTH	TEAM	ADJ.	CONF.	ADJ CONF.
Average RPI Loss:	123	RECORD	PCT. RANK	GAMES	SCHEDULE	OF SCHEDULE	RPI	RPI	RPI	RPI
DIV. I ONLY	9- 13	224	5- 5	173	172	200	200	11	11	
DIV. I NON-CONF.	2- 7	286	0- 0	233	202	277	277	13	13	
<hr/>										
TOTALS	RPI 1-25	RPI 26-50	W-L RECORDS	RPI 51-100	RPI 101-999	RPI 201+				
9- 13	0- 1	0- 0	OVERALL	1- 4	8- 8	7- 2				
4- 5	0- 0	0- 0	HOME	0- 2	4- 3	4- 1				
5- 8	0- 1	0- 0	AWAY	1- 2	4- 5	3- 1				
0- 0	0- 0	0- 0	NEUTRAL	0- 0	0- 0	0- 0				
2- 7	0- 0	0- 0	NON-CONFERENCE	0- 1	2- 6	2- 1				
1- 2	0- 0	0- 0	HOME	0- 0	1- 2	1- 0				
1- 5	0- 0	0- 0	AWAY	0- 1	1- 4	1- 1				
0- 0	0- 0	0- 0	NEUTRAL	0- 0	0- 0	0- 0				
7- 6	0- 1	0- 0	CONFERENCE	1- 3	6- 2	5- 1				
3- 3	0- 0	0- 0	HOME	0- 2	3- 1	3- 1				
4- 3	0- 1	0- 0	AWAY	1- 1	3- 1	2- 0				
0- 0	0- 0	0- 0	NEUTRAL	0- 0	0- 0	0- 0				

RPI 1-25				RPI 26-50				RPI 51-100				RPI 101+				Team's RPI: 200
RPI	S	Opponent	Score	RPI	S	Opponent	Score	RPI	S	Opponent	Score	RPI	S	Opponent	Score	
13	A	Green Bay	56 65					65	A	American	72 78	113	A	Milwaukee	61 62	
								76	A	IUPUI	70 67	130	A	Cleveland St.	66 52	
								76	H	IUPUI	43 65	131	A	Saint Francis (PA)	65 79	
								98	A	Wright St.	50 73	132	H	Bucknell	60 66	
								98	H	Wright St.	59 69	134	H	Kent St.	44 55	
												146	A	Pittsburgh	58 66	
												153	A	Robert Morris	52 84	
												218	A	Oakland	86 76	
												218	H	Oakland	48 58	
												223	A	Akron	58 75	
												232	H	Northern Ky.	54 51	
												295	A	Loyola Chicago	73 49	
												307	A	Detroit Mercy	72 52	
												307	H	Detroit Mercy	76 59	
												313	H	Ill. -Chicago	76 63	
												328	H	Northern Ari z.	69 67	
<hr/>																
LAST 12 Division I GAMES:																
				76	A	IUPUI	70 67	98	A	Wright St.	50 73					
				307	A	Detroit Mercy	72 52	113	A	Milwaukee	61 62					
				218	A	Oakland	86 76	13	A	Green Bay	56 65					
				98	H	Wright St.	59 69	76	H	IUPUI	43 65					
				232	H	Northern Ky.	54 51	313	H	Ill. -Chicago	76 63					
				130	A	Cleveland St.	66 52	218	H	Oakland	48 58					

Non-Div I Games: Ohio Valley 86 59 Penn St.-Beaver 97 40

Youngstown St.