

Average RPI Win:	302	WON-LOST	WINNING	LAST 10	STRENGTH OF	OPP. STRENGTH	TEAM	ADJ.	CONF.	ADJ CONF.
Average RPI Loss:	178	RECORD	PCT. RANK	GAMES	SCHEDULE	OF SCHEDULE	RPI	RPI	RPI	RPI
DIV. I ONLY	6- 14	284	5- 5	202	343	289	289	27	27	
DIV. I NON-CONF.	1- 7	313	0- 0	41	346	284	284	27	27	
TOTALS	RPI 1-25	RPI 26-50	W-L RECORDS	RPI 51-100	RPI 101-150	RPI 150+				
6- 14	0- 1	0- 0	OVERALL	0- 2	0- 3	6- 8				
4- 4	0- 0	0- 0	HOME	0- 2	0- 1	4- 1				
2- 9	0- 1	0- 0	AWAY	0- 0	0- 2	2- 6				
0- 1	0- 0	0- 0	NEUTRAL	0- 0	0- 0	0- 1				
1- 7	0- 1	0- 0	NON-CONFERENCE	0- 1	0- 0	1- 5				
1- 2	0- 0	0- 0	HOME	0- 1	0- 0	1- 1				
0- 4	0- 1	0- 0	AWAY	0- 0	0- 0	0- 3				
0- 1	0- 0	0- 0	NEUTRAL	0- 0	0- 0	0- 1				
5- 7	0- 0	0- 0	CONFERENCE	0- 1	0- 3	5- 3				
3- 2	0- 0	0- 0	HOME	0- 1	0- 1	3- 0				
2- 5	0- 0	0- 0	AWAY	0- 0	0- 2	2- 3				
0- 0	0- 0	0- 0	NEUTRAL	0- 0	0- 0	0- 0				

RPI 1-25				RPI 26-50				RPI 51-100				RPI 101+ Team's RPI: 289			
RPI	S	Opponent	Score	RPI	S	Opponent	Score	RPI	S	Opponent	Score	RPI	S	Opponent	Score
18	A	Texas A&M	55 84					73	H	Toledo	60 76	105	A	SFA	56 64
								99	H	Central Ark.	41 49	125	H	Abilene Christian	59 72
												135	A	Lamar University	49 65
												179	A	Rice	36 70
												193	A	Texas St.	50 57
												198	A	New Orleans	54 75
												203	H	Texas Southern	64 61
												235	A	UTRGV	46 55
												235	H	UTRGV	65 68
												253	N	UC Santa Barbara	60 66
												298	H	Northwestern St.	60 51
												302	A	Nicholls St.	54 74
												302	H	Nicholls St.	65 60
												335	A	Southeastern La.	69 53
												335	H	Southeastern La.	77 61
												337	A	Sam Houston St.	63 37
												342	A	Houston Baptist	51 56
LAST 12 Division I GAMES:															
335	A	Southeastern La.	69 53	99	H	Central Ark.	41 49	335	H	Southeastern La.	77 61				
342	A	Houston Baptist	51 56	298	H	Northwestern St.	60 51	105	A	SFA	56 64				
125	H	Abilene Christian	59 72	105	A	Nicholls St.	54 74	302	A	Nicholls St.	54 74				
302	H	Nicholls St.	65 60	198	A	New Orleans	54 75								
135	A	Lamar University	49 65												
337	A	Sam Houston St.	63 37												

Non-Div I Games: Schreiner 73 44 Okla. Panhandle 66 40 Montana Tech 83 50

A&M-Corpus Christi

Loss, Non-Conf, S Site, H Home A Away N Neutral

Average RPI Win: <b>244</b>	WON-LOST	WINNING	LAST 10	STRENGTH OF	OPP. STRENGTH	TEAM	ADJ.	CONF.	ADJ CONF.
Average RPI Loss: <b>116</b>	RECORD	PCT. RANK	GAMES	SCHEDULE	OF SCHEDULE	RPI	RPI	RPI	RPI
DIV. I ONLY	12- 8	122	8- 2	157	259	125	125	27	27
DIV. I NON-CONF.	3- 6	230	0- 0	97	125	190	190	27	27
TOTALS	RPI 1-25	RPI 26-50	W-L RECORDS	RPI 51-100	RPI 101-150	RPI 150+			
12- 8	0- 2	0- 1	OVERALL	1- 1	1- 1	10- 3			
7- 2	0- 0	0- 0	HOME	1- 0	1- 1	5- 1			
4- 6	0- 2	0- 1	AWAY	0- 1	0- 0	4- 2			
1- 0	0- 0	0- 0	NEUTRAL	0- 0	0- 0	1- 0			
3- 6	0- 2	0- 1	NON-CONFERENCE	0- 0	0- 0	3- 3			
2- 1	0- 0	0- 0	HOME	0- 0	0- 0	2- 1			
0- 5	0- 2	0- 1	AWAY	0- 0	0- 0	0- 2			
1- 0	0- 0	0- 0	NEUTRAL	0- 0	0- 0	1- 0			
9- 2	0- 0	0- 0	CONFERENCE	1- 1	1- 1	7- 0			
5- 1	0- 0	0- 0	HOME	1- 0	1- 1	3- 0			
4- 1	0- 0	0- 0	AWAY	0- 1	0- 0	4- 0			
0- 0	0- 0	0- 0	NEUTRAL	0- 0	0- 0	0- 0			

RPI 1-25				RPI 26-50				RPI 51-100				RPI 101+ Team's RPI: 125			
RPI	S	Opponent	Score	RPI	S	Opponent	Score	RPI	S	Opponent	Score	RPI	S	Opponent	Score
8	A	Baylor	34 <b>79</b>	33	A	Missouri	46 <b>52</b>	99	A	Central Ark.	70 <b>80</b>	105	H	SFA	61 <b>70</b>
18	A	Texas A&M	45 <b>71</b>					99	H	Central Ark.	83 76	135	H	Lamar University	77 59
												155	A	UTSA	68 <b>71</b>
												167	H	Omaha	73 66
												197	A	Wichita St.	62 <b>81</b>
												198	H	New Orleans	68 55
												235	H	UTRGV	70 54
												243	N	Murray St.	81 57
												257	H	McNeese	77 65
												289	A	A&M-Corpus Christi	72 59
												302	A	Nicholls St.	89 73
												314	H	UMKC	68 <b>71</b>
												333	A	Incarinate Word	75 66
												335	A	Southeastern La.	82 57
												337	H	Sam Houston St.	78 56
LAST 12 Division I GAMES:															
				99	A	Central Ark.	70 <b>80</b>	135	H	Lamar University	77 59				
				337	H	Sam Houston St.	78 56	105	H	SFA	61 <b>70</b>				
				289	A	A&M-Corpus Christi	72 59	99	H	Central Ark.	83 76				
				257	H	McNeese	77 65	198	H	New Orleans	68 55				
				333	A	Incarinate Word	75 66	335	A	Southeastern La.	82 57				
				302	A	Nicholls St.	89 73	243	N	Murray St.	81 57				

Non-Div I Games: Harding 74 62 Sul Ross St. 106 58 Howard Payne 87 52

Abilene Christian

Loss, Non-Conf, S Site, H Home A Away N Neutral

Average RPI Win:	313	WON-LOST	WINNING	LAST 10	STRENGTH OF	OPP. STRENGTH	TEAM	ADJ.	CONF.	ADJ CONF.
Average RPI Loss:	160	RECORD	PCT. RANK	GAMES	SCHEDULE	OF SCHEDULE	RPI	RPI	RPI	RPI
DIV. I ONLY	3- 18	327	1- 9	177	255	310	310	13	13	
DIV. I NON-CONF.	2- 8	288	0- 1	247	331	317	317	15	15	
TOTALS	RPI 1-25	RPI 26-50	W-L RECORDS	RPI 51-100	RPI 101-150	RPI 150+				
3- 18	0- 0	0- 0	OVERALL	0- 3	0- 5	3- 10				
1- 9	0- 0	0- 0	HOME	0- 2	0- 4	1- 3				
2- 9	0- 0	0- 0	AWAY	0- 1	0- 1	2- 7				
0- 0	0- 0	0- 0	NEUTRAL	0- 0	0- 0	0- 0				
2- 8	0- 0	0- 0	NON-CONFERENCE	0- 1	0- 3	2- 4				
1- 4	0- 0	0- 0	HOME	0- 0	0- 3	1- 1				
1- 4	0- 0	0- 0	AWAY	0- 1	0- 0	1- 3				
0- 0	0- 0	0- 0	NEUTRAL	0- 0	0- 0	0- 0				
1- 10	0- 0	0- 0	CONFERENCE	0- 2	0- 2	1- 6				
0- 5	0- 0	0- 0	HOME	0- 2	0- 1	0- 2				
1- 5	0- 0	0- 0	AWAY	0- 0	0- 1	1- 4				
0- 0	0- 0	0- 0	NEUTRAL	0- 0	0- 0	0- 0				

RPI 1-25				RPI 26-50				RPI 51-100				RPI 101+				Team's RPI: 310	
RPI	S	Opponent	Score	RPI	S	Opponent	Score	RPI	S	Opponent	Score	RPI	S	Opponent	Score		
								69	H	Colorado St.	35	72	102	H	Vanderbilt	49	75
								86	H	UNLV	56	60	103	A	Wyoming	41	73
								87	A	Colorado	68	95	103	H	Wyoming	54	66
													106	H	Northern Colo.	44	71
													119	H	Navy	46	64
													154	A	New Mexico	64	81
													157	A	Fresno St.	40	63
													157	H	Fresno St.	56	72
													168	A	Army West Point	47	75
													185	A	Utah St.	62	65
													202	A	San Jose St.	74	86
													220	H	Weber St.	61	76
													261	A	San Diego St.	62	59
													274	A	Eastern Mich.	44	65
													286	H	Nevada	51	56
													300	A	Denver	52	65
													331	H	Utah Valley	64	53
													346	A	Fairleigh Dickinson	56	48
LAST 12 Division I GAMES:																	
154	A	New Mexico	64	81	202	A	San Jose St.	74	86								
103	A	Wyoming	41	73	157	A	Fresno St.	40	63								
157	H	Fresno St.	56	72	69	H	Colorado St.	35	72								
261	A	San Diego St.	62	59	185	A	Utah St.	62	65								
86	H	UNLV	56	60	103	H	Wyoming	54	66								
286	H	Nevada	51	56	274	A	Eastern Mich.	44	65								

Non-Div I Games:

Air Force

■ Loss, 
 ■ Non-Conf, 
 ■ S Site, 
 ■ H Home 
 ■ A Away 
 N Neutral

Average RPI Win:	261	WON-LOST	WINNING	LAST 10	STRENGTH OF	OPP. STRENGTH	TEAM	ADJ.	CONF.	ADJ CONF.
Average RPI Loss:	136	RECORD	PCT. RANK	GAMES	SCHEDULE	OF SCHEDULE	RPI	RPI	RPI	RPI
DIV. I ONLY	7- 13	254	2- 8	205	201	217	217	10	10	
DIV. I NON-CONF.	5- 4	143	0- 0	262	211	171	171	11	11	
TOTALS	RPI 1-25	RPI 26-50	W-L RECORDS	RPI 51-100	RPI 101-150	RPI 150+				
7- 13	0- 0	0- 2	OVERALL	1- 3	0- 3	6- 5				
1- 6	0- 0	0- 1	HOME	0- 1	0- 2	1- 2				
6- 6	0- 0	0- 0	AWAY	1- 2	0- 1	5- 3				
0- 1	0- 0	0- 1	NEUTRAL	0- 0	0- 0	0- 0				
5- 4	0- 0	0- 1	NON-CONFERENCE	0- 2	0- 1	5- 0				
0- 2	0- 0	0- 0	HOME	0- 1	0- 1	0- 0				
5- 1	0- 0	0- 0	AWAY	0- 1	0- 0	5- 0				
0- 1	0- 0	0- 1	NEUTRAL	0- 0	0- 0	0- 0				
2- 9	0- 0	0- 1	CONFERENCE	1- 1	0- 2	1- 5				
1- 4	0- 0	0- 1	HOME	0- 0	0- 1	1- 2				
1- 5	0- 0	0- 0	AWAY	1- 1	0- 1	0- 3				
0- 0	0- 0	0- 0	NEUTRAL	0- 0	0- 0	0- 0				

RPI 1-25				RPI 26-50				RPI 51-100				RPI 101+				Team's RPI: 217	
RPI	S	Opponent	Score	RPI	S	Opponent	Score	RPI	S	Opponent	Score	RPI	S	Opponent	Score		
				29	N	Elon	62 65	62	A	Central Mich.	62 89	113	H	Duquesne	57 67		
				44	H	Ohio	69 85					138	A	Ball St.	70 80		
								68	H	Bucknell	47 61	138	H	Ball St.	63 90		
								79	A	Penn St.	71 84	175	A	Western Mich.	60 73		
								89	A	Northern Ill.	84 55	175	H	Western Mich.	57 73		
												216	A	Miami (OH)	49 54		
												246	A	Canisius	73 64		
												265	A	Bowling Green	50 86		
												265	H	Bowling Green	58 62		
												271	A	Georgia St.	78 66		
												274	H	Eastern Mich.	80 62		
												311	A	Eastern Ky.	63 57		
												313	A	Youngstown St.	76 74		
												325	A	Winthrop	80 59		
LAST 12 Division I GAMES:																	
				216	A	Miami (OH)	49 54	138	A	Ball St.	70 80						
				265	A	Bowling Green	50 86	44	H	Ohio	69 85						
				138	H	Ball St.	63 90	265	H	Bowling Green	58 62						
				274	H	Eastern Mich.	80 62	62	A	Central Mich.	62 89						
				175	H	Western Mich.	57 73	175	A	Western Mich.	60 73						
				89	A	Northern Ill.	84 55	29	N	Elon	62 65						

Non-Div I Games: Ohio Christian 69 52 Malone 63 52

Akron

■ Loss, 
 ■ Non-Conf, S Site, 
 ■ Home 
 ■ Away 
 N Neutral

## Alabama

Through Games Of Feb. 9, 2017

Average RPI Win:	220	WON-LOST	WINNING	LAST 10	STRENGTH OF	OPP. STRENGTH	TEAM	ADJ.	CONF.	ADJ CONF.
Average RPI Loss:	41	RECORD	PCT. RANK	GAMES	SCHEDULE	OF SCHEDULE	RPI	RPI	RPI	RPI
DIV. I ONLY	15- 9	107	3- 7	143	73	122	122	2	2	
DIV. I NON-CONF.	12- 1	7	1- 0	340	266	118	118	2	2	
TOTALS	RPI 1-25	RPI 26-50	W-L RECORDS	RPI 51-100	RPI 101-150	RPI 150+				
15- 9	0- 5	2- 2	OVERALL	0- 0	3- 2	10- 0				
11- 4	0- 2	1- 1	HOME	0- 0	2- 1	8- 0				
2- 5	0- 3	1- 1	AWAY	0- 0	1- 1	0- 0				
2- 0	0- 0	0- 0	NEUTRAL	0- 0	0- 0	2- 0				
12- 1	0- 0	1- 1	NON-CONFERENCE	0- 0	1- 0	10- 0				
10- 0	0- 0	1- 0	HOME	0- 0	1- 0	8- 0				
0- 1	0- 0	0- 1	AWAY	0- 0	0- 0	0- 0				
2- 0	0- 0	0- 0	NEUTRAL	0- 0	0- 0	2- 0				
3- 8	0- 5	1- 1	CONFERENCE	0- 0	2- 2	0- 0				
1- 4	0- 2	0- 1	HOME	0- 0	1- 1	0- 0				
2- 4	0- 3	1- 0	AWAY	0- 0	1- 1	0- 0				
0- 0	0- 0	0- 0	NEUTRAL	0- 0	0- 0	0- 0				

RPI	S	Opponent	Score	RPI	S	Opponent	Score	RPI	S	Opponent	Score	RPI	S	Opponent	Score	Team's RPI: 122
3	A	South Carolina	45 93	27	H	Auburn	55 66					102	A	Vanderbilt	80 87	
4	H	Mississippi St.	54 67	33	A	Missouri	59 58					107	A	Ole Miss	65 57	
16	H	Kentucky	54 71	46	H	Georgia Tech	67 65					107	H	Ole Miss	90 80	
18	A	Texas A&M	48 69	47	A	Georgetown	59 70					131	H	Arkansas	50 68	
23	A	LSU	41 48									146	H	Kansas	71 65	
												198	H	New Orleans	78 57	
												257	N	McNeese	84 63	
												260	H	Ga. Southern	66 48	
												271	H	Georgia St.	80 57	
												282	H	Mississippi Val.	93 44	
												293	N	UTEP	78 60	
												304	H	Lipscomb	82 35	
												308	H	Alcorn	93 43	
												341	H	Florida A&M	81 46	
												349	H	Alabama A&M	97 29	
LAST 12 Division I GAMES:																
18	A	Texas A&M	48 69	131	H	Arkansas	50 68									
23	A	LSU	41 48	16	H	Kentucky	54 71									
27	H	Auburn	55 66	33	A	Missouri	59 58									
102	A	Vanderbilt	80 87	107	H	Ole Miss	90 80									
107	A	Ole Miss	65 57	3	A	South Carolina	45 93									
4	H	Mississippi St.	54 67	341	H	Florida A&M	81 46									

Non-Div I Games:

Alabama

■ Loss, 
 ■ Non-Conf, S Site, 
 ■ Home 
 ■ Away 
 N Neutral

Average RPI Win:	0	WON-LOST	WINNING	LAST 10	STRENGTH OF	OPP. STRENGTH	TEAM	ADJ.	CONF.	ADJ CONF.
Average RPI Loss:	239	RECORD	PCT. RANK	GAMES	SCHEDULE	OF SCHEDULE	RPI	RPI	RPI	RPI
DIV. I ONLY	0- 18	348	0- 10	332	332	349	349	30	30	
DIV. I NON-CONF.	0- 7	335	0- 1	222	239	343	343	29	29	
TOTALS	RPI 1-25	RPI 26-50	W-L RECORDS	RPI 51-100	RPI 101-150	RPI 150+				
0- 18	0- 0	0- 0	OVERALL	0- 2	0- 1	0- 15				
0- 7	0- 0	0- 0	HOME	0- 0	0- 0	0- 7				
0- 11	0- 0	0- 0	AWAY	0- 0	0- 0	0- 3				
0- 0	0- 0	0- 0	NEUTRAL	0- 0	0- 0	0- 0				
0- 7	0- 0	0- 0	NON-CONFERENCE	0- 2	0- 1	0- 4				
0- 0	0- 0	0- 0	HOME	0- 0	0- 0	0- 0				
0- 7	0- 0	0- 0	AWAY	0- 2	0- 1	0- 4				
0- 0	0- 0	0- 0	NEUTRAL	0- 0	0- 0	0- 0				
0- 11	0- 0	0- 0	CONFERENCE	0- 0	0- 0	0- 11				
0- 7	0- 0	0- 0	HOME	0- 0	0- 0	0- 7				
0- 4	0- 0	0- 0	AWAY	0- 0	0- 0	0- 4				
0- 0	0- 0	0- 0	NEUTRAL	0- 0	0- 0	0- 0				

RPI 1-25				RPI 26-50				RPI 51-100				RPI 101+				Team's RPI: 349	
RPI	S	Opponent	Score	RPI	S	Opponent	Score	RPI	S	Opponent	Score	RPI	S	Opponent	Score		
								82	A	Western Ky.	32	96	122	A	Alabama	29	97
								100	A	North Carolina	35	80	203	A	Texas Southern	51	60
												209	H	Alabama St.	37	52	
												229	H	Grambling	53	68	
												238	H	Southern U.	54	66	
												239	A	Samford	37	61	
												243	A	Murray St.	49	81	
												273	A	Evansville	54	63	
												279	A	Southeast Mo. St.	47	75	
												282	A	Mississippi Val.	58	60	
												282	H	Mississippi Val.	52	58	
												283	A	Prairie View	47	71	
												294	A	Ark.-Pine Bluff	57	61	
												294	H	Ark.-Pine Bluff	55	65	
												308	H	Alcorn	57	73	
												348	H	Jackson St.	54	64	
LAST 12 Division I GAMES:																	
294	H	Ark.-Pine Bluff	55	65	209	H	Alabama St.	37	52								
282	H	Mississippi Val.	52	58	294	A	Ark.-Pine Bluff	57	61								
203	A	Texas Southern	51	60	282	A	Mississippi Val.	58	60								
283	A	Prairie View	47	71	229	H	Grambling	53	68								
308	H	Alcorn	57	73	348	H	Jackson St.	54	64								
238	H	Southern U.	54	66	273	A	Evansville	54	63								

Non-Div I Games: Oakwood 68 65 Concordia (AL) 61 58

Alabama A&amp;M

■ Loss, 
 ■ Non-Conf, S Site, 
 ■ Home 
 ■ Away 
 N Neutral

Average RPI Win:	<b>298</b>	WON-LOST	WINNING	LAST 10	STRENGTH OF	OPP. STRENGTH	TEAM	ADJ.	CONF.	ADJ CONF.
Average RPI Loss:	<b>138</b>	RECORD	PCT. RANK	GAMES	SCHEDULE	OF SCHEDULE	RPI	RPI	RPI	RPI
DIV. I ONLY	<b>8- 12</b>	<b>226</b>	<b>8- 2</b>	<b>223</b>	<b>260</b>	<b>209</b>	<b>209</b>	<b>30</b>	<b>30</b>	
DIV. I NON-CONF.	<b>0- 9</b>	<b>335</b>	<b>0- 1</b>	<b>29</b>	<b>19</b>	<b>257</b>	<b>257</b>	<b>29</b>	<b>29</b>	
TOTALS	RPI 1-25	RPI 26-50	W-L RECORDS	RPI 51-100	RPI 101-150	RPI 150+				
8- 12	0- 2	0- 2	OVERALL	0- 1	0- 2	8- 5				
4- 2	0- 0	0- 0	HOME	0- 0	0- 0	4- 2				
4- 10	0- 0	0- 0	AWAY	0- 0	0- 2	4- 1				
0- 0	0- 0	0- 0	NEUTRAL	0- 0	0- 0	0- 0				
0- 9	0- 2	0- 2	NON-CONFERENCE	0- 1	0- 2	0- 2				
0- 0	0- 0	0- 0	HOME	0- 0	0- 0	0- 0				
0- 9	0- 2	0- 2	AWAY	0- 1	0- 2	0- 2				
0- 0	0- 0	0- 0	NEUTRAL	0- 0	0- 0	0- 0				
8- 3	0- 0	0- 0	CONFERENCE	0- 0	0- 0	8- 3				
4- 2	0- 0	0- 0	HOME	0- 0	0- 0	4- 2				
4- 1	0- 0	0- 0	AWAY	0- 0	0- 0	4- 1				
0- 0	0- 0	0- 0	NEUTRAL	0- 0	0- 0	0- 0				

RPI 1-25				RPI 26-50				RPI 51-100				RPI 101+ Team's RPI: 209			
RPI	S	Opponent	Score	RPI	S	Opponent	Score	RPI	S	Opponent	Score	RPI	S	Opponent	Score
4	A	Mississippi St.	47 <b>90</b>	30	A	Ohio St.	61 <b>118</b>	100	A	North Carolina	54 <b>84</b>	110	A	Troy	66 <b>95</b>
23	A	LSU	40 <b>93</b>	46	A	Georgia Tech	48 <b>70</b>					111	A	Southern Miss.	43 <b>70</b>
												203	A	Texas Southern	48 <b>52</b>
												229	H	Grambling	45 <b>60</b>
												238	H	Southern U.	75 70
												239	A	Samford	49 <b>63</b>
												262	A	Savannah St.	39 <b>54</b>
												282	A	Mississippi Val.	79 73
												282	H	Mississippi Val.	71 57
												283	A	Prairie View	75 61
												294	A	Ark.-Pine Bluff	74 62
												294	H	Ark.-Pine Bluff	51 <b>52</b>
												308	H	Alcorn	72 54
												348	H	Jackson St.	73 64
												349	A	Alabama A&M	52 37
LAST 12 Division I GAMES:															
282	H	Mississippi Val.	71 57	349	A	Alabama A&M	52 37								
294	H	Ark.-Pine Bluff	51 <b>52</b>	282	A	Mississippi Val.	79 73								
283	A	Prairie View	75 61	294	A	Ark.-Pine Bluff	74 62								
203	A	Texas Southern	48 <b>52</b>	348	H	Jackson St.	73 64								
238	H	Southern U.	75 70	229	H	Grambling	45 <b>60</b>								
308	H	Alcorn	72 54	23	A	LSU	40 <b>93</b>								

Non-Div I Games: Mobile 84 45

Alabama St.

■ Loss, 
 ■ Non-Conf, 
 ■ S Site, 
 ■ Home 
 ■ A Away 
 N Neutral

Average RPI Win:	234	WON-LOST	WINNING	LAST 10	STRENGTH OF	OPP. STRENGTH	TEAM	ADJ.	CONF.	ADJ CONF.
Average RPI Loss:	125	RECORD	PCT. RANK	GAMES	SCHEDULE	OF SCHEDULE	RPI	RPI	RPI	RPI
DIV. I ONLY	14- 10	129	7- 3	193	206	140	140	22	22	
DIV. I NON-CONF.	5- 7	205	0- 0	165	133	179	179	22	22	
TOTALS	RPI 1-25	RPI 26-50	W-L RECORDS	RPI 51-100	RPI 101-150	RPI 150+				
14- 10	0- 2	0- 0	OVERALL	1- 2	0- 3	13- 3				
10- 1	0- 0	0- 0	HOME	1- 0	0- 0	9- 1				
4- 8	0- 1	0- 0	AWAY	0- 2	0- 3	4- 2				
0- 1	0- 1	0- 0	NEUTRAL	0- 0	0- 0	0- 0				
5- 7	0- 2	0- 0	NON-CONFERENCE	0- 1	0- 2	5- 2				
4- 0	0- 0	0- 0	HOME	0- 0	0- 0	4- 0				
1- 6	0- 1	0- 0	AWAY	0- 1	0- 2	1- 2				
0- 1	0- 1	0- 0	NEUTRAL	0- 0	0- 0	0- 0				
9- 3	0- 0	0- 0	CONFERENCE	1- 1	0- 1	8- 1				
6- 1	0- 0	0- 0	HOME	1- 0	0- 0	5- 1				
3- 2	0- 0	0- 0	AWAY	0- 1	0- 1	3- 0				
0- 0	0- 0	0- 0	NEUTRAL	0- 0	0- 0	0- 0				

RPI 1-25				RPI 26-50				RPI 51-100				RPI 101+ Team's RPI: 140			
RPI	S	Opponent	Score	RPI	S	Opponent	Score	RPI	S	Opponent	Score	RPI	S	Opponent	Score
16	A	Kentucky	46 70					61	A	St. John's (NY)	36 54	112	A	Fordham	82 89
20	N	Miami (FL)	53 77					93	A	New Hampshire	58 71	128	A	Maine	71 84
								93	H	New Hampshire	64 55	150	A	Yale	53 64
												166	H	Hartford	82 71
												168	H	Army West Point	65 59
												180	H	Fairfield	59 45
												200	H	Siena	88 86
												207	A	Binghamton	67 61
												207	H	Binghamton	80 63
												213	A	Dartmouth	61 69
												222	A	St. Bonaventure	59 67
												231	H	UMBC	56 64
												248	A	Stony Brook	75 57
												248	H	Stony Brook	64 54
												266	H	Boston U.	69 54
												268	H	Vermont	64 53
												339	A	UMass Lowell	79 60
												339	H	UMass Lowell	93 69
												343	A	Wagner	75 50
LAST 12 Division I GAMES:															
207	H	Binghamton	80 63	128	A	Maine	71 84								
93	H	New Hampshire	64 55	207	A	Binghamton	67 61								
248	A	Stony Brook	75 57	231	H	UMBC	56 64								
339	A	UMass Lowell	79 60	93	A	New Hampshire	58 71								
166	H	Hartford	82 71	248	H	Stony Brook	64 54								
268	H	Vermont	64 53	339	H	UMass Lowell	93 69								

Non-Div I Games: Post 85 61

Albany (NY)

■ Loss, 
 ■ Non-Conf, 
 S Site, 
 ■ Home 
 ■ Away 
 N Neutral



Average RPI Win:	306	WON-LOST	WINNING	LAST 10	STRENGTH OF	OPP. STRENGTH	TEAM	ADJ.	CONF.	ADJ CONF.
Average RPI Loss:	170	RECORD	PCT. RANK	GAMES	SCHEDULE	OF SCHEDULE	RPI	RPI	RPI	RPI
DIV. I ONLY	7- 15	274	1- 2	291	317	308	308	30	30	
DIV. I NON-CONF.	0- 11	335	0- 1	143	178	325	325	29	29	
TOTALS	RPI 1-25	RPI 26-50	W-L RECORDS	RPI 51-100	RPI 101-150	RPI 150+				
7- 15	0- 0	0- 0	OVERALL	0- 3	0- 4	7- 8				
5- 4	0- 0	0- 0	HOME	0- 1	0- 0	5- 3				
2- 10	0- 0	0- 0	AWAY	0- 1	0- 1	2- 2				
0- 1	0- 0	0- 0	NEUTRAL	0- 0	0- 0	0- 1				
0- 11	0- 0	0- 0	NON-CONFERENCE	0- 3	0- 4	0- 4				
0- 2	0- 0	0- 0	HOME	0- 1	0- 0	0- 1				
0- 8	0- 0	0- 0	AWAY	0- 2	0- 4	0- 2				
0- 1	0- 0	0- 0	NEUTRAL	0- 0	0- 0	0- 1				
7- 4	0- 0	0- 0	CONFERENCE	0- 0	0- 0	7- 4				
5- 2	0- 0	0- 0	HOME	0- 0	0- 0	5- 2				
2- 2	0- 0	0- 0	AWAY	0- 0	0- 0	2- 2				
0- 0	0- 0	0- 0	NEUTRAL	0- 0	0- 0	0- 0				

RPI 1-25			RPI 26-50			RPI 51-100			RPI 101+			Team's RPI: 308
RPI	S	Opponent	Score	RPI	S	Opponent	Score	RPI	S	Opponent	Score	
						76 A Texas Tech	37 90	111 A Southern Miss.		56 99		
						99 A Central Ark.	45 59	121 A TCU		39 95		
						99 H Central Ark.	57 71	122 A Alabama		43 93		
								124 A Arizona		59 74		
								171 A Houston		70 85		
								203 H Texas Southern		53 57		
								209 A Alabama St.		54 72		
								225 A Grand Canyon		44 77		
								229 A Grambling		63 86		
								229 H Grambling		63 67		
								238 H Southern U.		69 63		
								251 H Jacksonville St.		66 70		
								279 N Southeast Mo. St.		50 68		
								282 H Mississippi Val.		69 49		
								283 H Prairie View		62 55		
								294 H Ark.-Pine Bluff		70 48		
								348 A Jackson St.		70 53		
								348 H Jackson St.		74 51		
								349 A Alabama A&M		73 57		
LAST 12 Division I GAMES:												
279 N		Southeast Mo. St.	50 68	294 H		Ark.-Pine Bluff	70 48					
229 H		Grambling	63 67	282 H		Mississippi Val.	69 49					
348 H		Jackson St.	74 51	229 A		Grambling	63 86					
238 H		Southern U.	69 63	348 A		Jackson St.	70 53					
349 A		Alabama A&M	73 57	283 H		Prairie View	62 55					
209 A		Alabama St.	54 72	203 H		Texas Southern	53 57					

Non-Div I Games:

Alcorn

■ Loss, 
 ■ Non-Conf, 
 ■ S Site, 
 ■ H Home 
 ■ A Away 
 N Neutral

Average RPI Win: <b>234</b>	WON-LOST	WINNING	LAST 10	STRENGTH OF	OPP. STRENGTH	TEAM	ADJ.	CONF.	ADJ CONF.
Average RPI Loss: <b>160</b>	RECORD	PCT. RANK	GAMES	SCHEDULE	OF SCHEDULE	RPI	RPI	RPI	RPI
DIV. I ONLY	<b>11- 12</b>	<b>184</b>	<b>6- 4</b>	<b>191</b>	<b>236</b>	<b>192</b>	<b>192</b>	<b>23</b>	<b>23</b>
DIV. I NON-CONF.	<b>3- 8</b>	<b>262</b>	<b>0- 0</b>	<b>110</b>	<b>202</b>	<b>223</b>	<b>223</b>	<b>25</b>	<b>25</b>
TOTALS	RPI 1-25	RPI 26-50	W-L RECORDS	RPI 51-100	RPI 101-150	RPI 150+			
11- 12	0- 1	0- 0	OVERALL	2- 2	0- 3	9- 6			
6- 3	0- 0	0- 0	HOME	2- 0	0- 2	4- 1			
5- 7	0- 1	0- 0	AWAY	0- 2	0- 0	5- 4			
0- 2	0- 0	0- 0	NEUTRAL	0- 0	0- 1	0- 1			
3- 8	0- 1	0- 0	NON-CONFERENCE	1- 1	0- 3	2- 3			
2- 2	0- 0	0- 0	HOME	1- 0	0- 2	1- 0			
1- 4	0- 1	0- 0	AWAY	0- 1	0- 0	1- 2			
0- 2	0- 0	0- 0	NEUTRAL	0- 0	0- 1	0- 1			
8- 4	0- 0	0- 0	CONFERENCE	1- 1	0- 0	7- 3			
4- 1	0- 0	0- 0	HOME	1- 0	0- 0	3- 1			
4- 3	0- 0	0- 0	AWAY	0- 1	0- 0	4- 2			
0- 0	0- 0	0- 0	NEUTRAL	0- 0	0- 0	0- 0			

RPI 1-25				RPI 26-50				RPI 51-100				RPI 101+ Team's RPI: 192			
RPI	S	Opponent	Score	RPI	S	Opponent	Score	RPI	S	Opponent	Score	RPI	S	Opponent	Score
25	A	Michigan	33 <b>82</b>					55	H	George Washington	66 61	118	H	Delaware	55 <b>56</b>
								68	A	Bucknell	67 <b>73</b>	130	N	VCU	62 <b>68</b>
								68	H	Bucknell	59 47	133	H	William & Mary	34 <b>48</b>
								79	A	Penn St.	65 <b>70</b>	164	A	La Salle	59 <b>63</b>
												168	A	Army West Point	51 <b>53</b>
												187	A	Hofstra	67 <b>72</b>
												231	H	UMBC	70 53
												232	A	Colgate	73 62
												232	H	Colgate	68 57
												244	A	Loyola Maryland	60 45
												266	A	Boston U.	62 <b>71</b>
												266	H	Boston U.	73 62
												271	N	Georgia St.	58 <b>59</b>
												305	A	Lehigh	70 58
												305	H	Lehigh	68 51
												312	H	Holy Cross	60 <b>61</b>
												313	A	Youngstown St.	77 64
												318	A	Lafayette	76 52
LAST 12 Division I GAMES:															
266	A	Boston U.	62 <b>71</b>	168	A	Army West Point	51 <b>53</b>								
305	A	Lehigh	70 58	266	H	Boston U.	73 62								
68	H	Bucknell	59 47	305	H	Lehigh	68 51								
232	A	Colgate	73 62	68	A	Bucknell	67 <b>73</b>								
312	H	Holy Cross	60 <b>61</b>	232	H	Colgate	68 57								
318	A	Lafayette	76 52	244	A	Loyola Maryland	60 45								

Non-Div I Games:

American

■ Loss, 
 ■ Non-Conf, 
 S Site, 
 ■ Home 
 ■ Away 
 N Neutral

Average RPI Win:	261	WON-LOST	WINNING	LAST 10	STRENGTH OF	OPP. STRENGTH	TEAM	ADJ.	CONF.	ADJ CONF.
Average RPI Loss:	122	RECORD	PCT. RANK	GAMES	SCHEDULE	OF SCHEDULE	RPI	RPI	RPI	RPI
DIV. I ONLY	10- 13	212	4- 6	149	213	184	184	21	21	
DIV. I NON-CONF.	5- 6	186	0- 0	144	190	159	159	19	19	
TOTALS	RPI 1-25	RPI 26-50	W-L RECORDS	RPI 51-100	RPI 101-150	RPI 150+				
10- 13	0- 2	0- 3	OVERALL	0- 2	0- 1	10- 5				
4- 5	0- 0	0- 1	HOME	0- 1	0- 1	4- 2				
5- 8	0- 2	0- 2	AWAY	0- 1	0- 0	5- 3				
1- 0	0- 0	0- 0	NEUTRAL	0- 0	0- 0	1- 0				
5- 6	0- 2	0- 1	NON-CONFERENCE	0- 0	0- 1	5- 2				
2- 2	0- 0	0- 0	HOME	0- 0	0- 1	2- 1				
2- 4	0- 2	0- 1	AWAY	0- 0	0- 0	2- 1				
1- 0	0- 0	0- 0	NEUTRAL	0- 0	0- 0	1- 0				
5- 7	0- 0	0- 2	CONFERENCE	0- 2	0- 0	5- 3				
2- 3	0- 0	0- 1	HOME	0- 1	0- 0	2- 1				
3- 4	0- 0	0- 1	AWAY	0- 1	0- 0	3- 2				
0- 0	0- 0	0- 0	NEUTRAL	0- 0	0- 0	0- 0				

RPI 1-25				RPI 26-50				RPI 51-100				RPI 101+ Team's RPI: 184			
RPI	S	Opponent	Score	RPI	S	Opponent	Score	RPI	S	Opponent	Score	RPI	S	Opponent	Score
14	A	Tennessee	66 92	39	A	Little Rock	55 67	84	A	UT Arlington	63 74	137	H	Radford	54 57
15	A	DePaul	58 99	39	H	Little Rock	69 77	84	H	UT Arlington	62 73	181	H	Col. of Charleston	62 65
				46	A	Georgia Tech	52 81					189	A	ETSU	71 68
												193	A	Texas St.	66 64
												193	H	Texas St.	37 53
												236	A	Richmond	46 55
												237	H	UNC Asheville	81 51
												241	A	Liberty	66 57
												260	A	Ga. Southern	50 53
												260	H	Ga. Southern	73 48
												263	A	Coastal Caro.	55 60
												271	A	Georgia St.	67 63
												278	H	N.C. A&T	71 58
												292	N	Gardner-Webb	72 67
												324	A	Arkansas St.	81 72
												324	H	Arkansas St.	76 50
LAST 12 Division I GAMES:															
260	H	Ga. Southern	73 48	271	A	Georgia St.	67 63								
324	A	Arkansas St.	81 72	263	A	Coastal Caro.	55 60								
39	A	Little Rock	55 67	39	H	Little Rock	69 77								
84	H	UT Arlington	62 73	324	H	Arkansas St.	76 50								
193	H	Texas St.	37 53	193	A	Texas St.	66 64								
260	A	Ga. Southern	50 53	84	A	UT Arlington	63 74								

Non-Div I Games:

Appalachian St.

■ Loss, 
■ Non-Conf, S Site, 
■ Home 
■ Away 
N Neutral

Average RPI Win:	209	WON-LOST	WINNING	LAST 10	STRENGTH OF	OPP. STRENGTH	TEAM	ADJ.	CONF.	ADJ CONF.
Average RPI Loss:	57	RECORD	PCT. RANK	GAMES	SCHEDULE	OF SCHEDULE	RPI	RPI	RPI	RPI
DIV. I ONLY	11- 12	184	2- 8	65	62	124	124	1	1	
DIV. I NON-CONF.	9- 2	37	0- 0	313	300	134	134	1	1	
TOTALS	RPI 1-25	RPI 26-50	W-L RECORDS	RPI 51-100	RPI 101-150	RPI 150+				
11- 12	0- 5	0- 3	OVERALL	2- 2	0- 1	9- 1				
7- 6	0- 3	0- 2	HOME	1- 0	0- 0	6- 1				
4- 6	0- 2	0- 1	AWAY	1- 2	0- 1	3- 0				
0- 0	0- 0	0- 0	NEUTRAL	0- 0	0- 0	0- 0				
9- 2	0- 0	0- 0	NON-CONFERENCE	0- 0	0- 1	9- 1				
6- 1	0- 0	0- 0	HOME	0- 0	0- 0	6- 1				
3- 1	0- 0	0- 0	AWAY	0- 0	0- 1	3- 0				
0- 0	0- 0	0- 0	NEUTRAL	0- 0	0- 0	0- 0				
2- 10	0- 5	0- 3	CONFERENCE	2- 2	0- 0	0- 0				
1- 5	0- 3	0- 2	HOME	1- 0	0- 0	0- 0				
1- 5	0- 2	0- 1	AWAY	1- 2	0- 0	0- 0				
0- 0	0- 0	0- 0	NEUTRAL	0- 0	0- 0	0- 0				

RPI S	Opponent	Score	RPI S	Opponent	Score	RPI S	Opponent	Score	RPI S	Opponent	Score	Team's RPI: 124
6	H Oregon St.	57 65	38	H Oregon	65 79	53	H Washington St.	56 55	146	A Kansas	51 75	
9	H Washington	73 90	40	A California	60 71	63	A Utah	81 70	165	A George Mason	81 70	
10	A UCLA	49 69	40	H California	64 74	75	A Southern California	54 58	185	H Utah St.	61 57	
13	A Stanford	46 73				87	A Colorado	56 65	195	A New Mexico St.	74 63	
13	H Stanford	55 77							205	H North Texas	58 62	
									215	H San Diego	76 59	
									229	H Grambling	73 46	
									252	H Portland St.	75 52	
									295	A Southern Utah	77 65	
									308	H Alcorn	74 59	
									334	H Fla. Atlantic	77 67	
LAST 12 Division I GAMES:												
6	H Oregon St.	57 65	53	H Washington St.	56 55							
38	H Oregon	65 79	9	H Washington	73 90							
10	A UCLA	49 69	63	A Utah	81 70							
75	A Southern California	54 58	87	A Colorado	56 65							
40	A California	60 71	13	H Stanford	55 77							
13	A Stanford	46 73	40	H California	64 74							

Non-Div I Games:

Arizona

Average RPI Win:	119	WON-LOST	WINNING	LAST 10	STRENGTH OF	OPP. STRENGTH	TEAM	ADJ.	CONF.	ADJ CONF.
Average RPI Loss:	23	RECORD	PCT. RANK	GAMES	SCHEDULE	OF SCHEDULE	RPI	RPI	RPI	RPI
DIV. I ONLY	15- 8	95	5- 5	11	10	24	24	1	1	
DIV. I NON-CONF.	9- 2	37	0- 0	93	61	34	34	1	1	
TOTALS	RPI 1-25	RPI 26-50	W-L RECORDS	RPI 51-100	RPI 101-150	RPI 150+				
15- 8	1- 6	3- 1	OVERALL	6- 1	1- 0	4- 0				
9- 3	0- 3	2- 0	HOME	2- 0	1- 0	4- 0				
5- 4	1- 2	1- 1	AWAY	3- 1	0- 0	0- 0				
1- 1	0- 1	0- 0	NEUTRAL	1- 0	0- 0	0- 0				
9- 2	1- 1	0- 1	NON-CONFERENCE	3- 0	1- 0	4- 0				
6- 0	0- 0	0- 0	HOME	1- 0	1- 0	4- 0				
2- 1	1- 0	0- 1	AWAY	1- 0	0- 0	0- 0				
1- 1	0- 1	0- 0	NEUTRAL	1- 0	0- 0	0- 0				
6- 6	0- 5	3- 0	CONFERENCE	3- 1	0- 0	0- 0				
3- 3	0- 3	2- 0	HOME	1- 0	0- 0	0- 0				
3- 3	0- 2	1- 0	AWAY	2- 1	0- 0	0- 0				
0- 0	0- 0	0- 0	NEUTRAL	0- 0	0- 0	0- 0				

RPI S	Opponent	Score	RPI S	Opponent	Score	RPI S	Opponent	Score	RPI S	Opponent	Score
6	H Oregon St.	45 54	38	H Oregon	68 63	53	H Washington St.	68 49	132	H Oral Roberts	79 52
9	H Washington	54 65	40	A California	54 45	61	N St. John's (NY)	54 41	202	H San Jose St.	82 37
10	A UCLA	60 69	40	H California	72 62	63	A Utah	66 44	266	H Boston U.	71 42
13	A Stanford	56 66	42	A Marquette	63 75	70	H Florida	69 63	312	H Holy Cross	63 33
13	H Stanford	57 64				75	A Southern California	50 65	321	H Illinois St.	76 40
16	A Kentucky	73 71				81	A Middle Tenn.	69 48			
19	N Maryland	42 83				87	A Colorado	71 52			
LAST 12 Division I GAMES:											
38	H Oregon	68 63	9	H Washington	54 65						
6	H Oregon St.	45 54	53	H Washington St.	68 49						
75	A Southern California	50 65	87	A Colorado	71 52						
10	A UCLA	60 69	63	A Utah	66 44						
13	A Stanford	56 66	40	H California	72 62						
40	A California	54 45	13	H Stanford	57 64						

Non-Div I Games:

Arizona St.

Average RPI Win:	298	WON-LOST	WINNING	LAST 10	STRENGTH OF	OPP. STRENGTH	TEAM	ADJ.	CONF.	ADJ CONF.
Average RPI Loss:	186	RECORD	PCT. RANK	GAMES	SCHEDULE	OF SCHEDULE	RPI	RPI	RPI	RPI
DIV. I ONLY	7- 13	254	6- 4	305	325	294	294	30	30	
DIV. I NON-CONF.	1- 8	314	0- 1	106	220	280	280	29	29	
TOTALS	RPI 1-25	RPI 26-50	W-L RECORDS	RPI 51-100	RPI 101-150	RPI 150+				
7- 13	0- 1	0- 1	OVERALL	0- 0	0- 1	7- 10				
3- 3	0- 0	0- 0	HOME	0- 0	0- 0	3- 3				
3- 9	0- 1	0- 1	AWAY	0- 0	0- 1	3- 6				
1- 1	0- 0	0- 0	NEUTRAL	0- 0	0- 0	1- 1				
1- 8	0- 1	0- 1	NON-CONFERENCE	0- 0	0- 1	1- 5				
0- 1	0- 0	0- 0	HOME	0- 0	0- 0	0- 1				
0- 6	0- 1	0- 1	AWAY	0- 0	0- 1	0- 3				
1- 1	0- 0	0- 0	NEUTRAL	0- 0	0- 0	1- 1				
6- 5	0- 0	0- 0	CONFERENCE	0- 0	0- 0	6- 5				
3- 2	0- 0	0- 0	HOME	0- 0	0- 0	3- 2				
3- 3	0- 0	0- 0	AWAY	0- 0	0- 0	3- 3				
0- 0	0- 0	0- 0	NEUTRAL	0- 0	0- 0	0- 0				

RPI 1-25				RPI 26-50				RPI 51-100				RPI 101+ Team's RPI: 294			
RPI	S	Opponent	Score	RPI	S	Opponent	Score	RPI	S	Opponent	Score	RPI	S	Opponent	Score
6	A	Oregon St.	40 73	37	A	South Dakota St.	45 103					138	A	Ball St.	60 88
												153	A	Cincinnati	42 72
												172	A	Xavier	41 62
												182	A	Illinois	58 70
												203	H	Texas Southern	49 45
												209	A	Alabama St.	52 51
												209	H	Alabama St.	62 74
												221	N	Campbell	31 51
												229	A	Grambling	54 56
												238	A	Southern U.	50 67
												242	H	Austin Peay	55 69
												282	H	Mississippi Val.	63 73
												283	H	Prairie View	64 47
												308	A	Alcorn	48 70
												347	N	Morgan St.	53 44
												348	A	Jackson St.	78 71
												349	A	Alabama A&M	65 55
												349	H	Alabama A&M	61 57
LAST 12 Division I GAMES:															
349	A	Alabama A&M	65 55	308	A	Alcorn	48 70								
209	A	Alabama St.	52 51	238	A	Southern U.	50 67								
348	A	Jackson St.	78 71	349	H	Alabama A&M	61 57								
229	A	Grambling	54 56	209	H	Alabama St.	62 74								
283	H	Prairie View	64 47	282	H	Mississippi Val.	63 73								
203	H	Texas Southern	49 45	6	A	Oregon St.	40 73								

Non-Div I Games: Philander Smith 88 65 Tougaloo 71 60

Ark.-Pine Bluff

■ Loss, 
 ■ Non-Conf, 
 ■ S Site, 
 ■ Home 
 ■ A Away 
 N Neutral

## Arkansas

Through Games Of Feb. 9, 2017

Average RPI Win:	186	WON-LOST	WINNING	LAST 10	STRENGTH OF	OPP. STRENGTH	TEAM	ADJ.	CONF.	ADJ CONF.
Average RPI Loss:	60	RECORD	PCT. RANK	GAMES	SCHEDULE	OF SCHEDULE	RPI	RPI	RPI	RPI
DIV. I ONLY	13- 11	150	2- 8	93	63	131	131	2	2	
DIV. I NON-CONF.	11- 2	24	1- 0	274	204	101	101	2	2	
TOTALS	RPI 1-25	RPI 26-50	W-L RECORDS	RPI 51-100	RPI 101-150	RPI 150+				
13- 11	0- 5	0- 1	OVERALL	2- 1	6- 3	5- 1				
9- 6	0- 3	0- 1	HOME	2- 0	2- 2	5- 0				
2- 5	0- 2	0- 0	AWAY	0- 1	2- 1	0- 1				
2- 0	0- 0	0- 0	NEUTRAL	0- 0	2- 0	0- 0				
11- 2	0- 0	0- 0	NON-CONFERENCE	2- 0	4- 1	5- 1				
8- 1	0- 0	0- 0	HOME	2- 0	1- 1	5- 0				
1- 1	0- 0	0- 0	AWAY	0- 0	1- 0	0- 1				
2- 0	0- 0	0- 0	NEUTRAL	0- 0	2- 0	0- 0				
2- 9	0- 5	0- 1	CONFERENCE	0- 1	2- 2	0- 0				
1- 5	0- 3	0- 1	HOME	0- 0	1- 1	0- 0				
1- 4	0- 2	0- 0	AWAY	0- 1	1- 1	0- 0				
0- 0	0- 0	0- 0	NEUTRAL	0- 0	0- 0	0- 0				

RPI	S	Opponent	Score	RPI	S	Opponent	Score	RPI	S	Opponent	Score	RPI	S	Opponent	Score	Team's RPI: 131
3	H	South Carolina	49 <b>79</b>	33	H	Missouri	46 <b>60</b>	67	H	South Dakota	70 67	101	H	Georgia	66 <b>69</b>	
4	H	Mississippi St.	51 <b>59</b>					70	A	Florida	53 <b>57</b>	102	H	Vanderbilt	59 56	
18	A	Texas A&M	65 <b>90</b>					76	H	Texas Tech	66 60	107	A	Ole Miss	64 <b>73</b>	
23	A	LSU	46 <b>53</b>									115	H	Stetson	79 62	
23	H	LSU	52 <b>53</b>									119	N	Navy	70 67	
												122	A	Alabama	68 50	
												129	A	Tulsa	57 50	
												132	H	Oral Roberts	60 <b>70</b>	
												145	N	Memphis	91 61	
												151	A	Missouri St.	62 <b>64</b>	
												234	H	Butler	68 50	
												298	H	Northwestern St.	65 36	
												330	H	La.-Monroe	92 46	
												337	H	Sam Houston St.	71 39	
												342	H	Houston Baptist	101 40	
LAST 12 Division I GAMES:																
70	A	Florida	53 <b>57</b>	122	A	Alabama	68 50									
3	H	South Carolina	49 <b>79</b>	18	A	Texas A&M	65 <b>90</b>									
101	H	Georgia	66 <b>69</b>	23	H	LSU	52 <b>53</b>									
23	A	LSU	46 <b>53</b>	4	H	Mississippi St.	51 <b>59</b>									
33	H	Missouri	46 <b>60</b>	107	A	Ole Miss	64 <b>73</b>									
102	H	Vanderbilt	59 56	342	H	Houston Baptist	101 40									

Non-Div I Games:

Arkansas

■ Loss, 
 ■ Non-Conf, S Site, 
 ■ Home 
 ■ Away 
 N Neutral

Average RPI Win:	250	WON-LOST	WINNING	LAST 10	STRENGTH OF	OPP. STRENGTH	TEAM	ADJ.	CONF.	ADJ CONF.
Average RPI Loss:	168	RECORD	PCT. RANK	GAMES	SCHEDULE	OF SCHEDULE	RPI	RPI	RPI	RPI
DIV. I ONLY	5- 19	312	2- 8	274	154	324	324	21	21	
DIV. I NON-CONF.	2- 10	305	0- 0	238	60	308	308	19	19	
TOTALS	RPI 1-25	RPI 26-50	W-L RECORDS	RPI 51-100	RPI 101-150	RPI 150+				
5- 19	0- 0	0- 3	OVERALL	0- 3	1- 1	4- 12				
4- 5	0- 0	0- 1	HOME	0- 1	1- 1	3- 2				
0- 12	0- 0	0- 1	AWAY	0- 2	0- 0	0- 9				
1- 2	0- 0	0- 1	NEUTRAL	0- 0	0- 0	1- 1				
2- 10	0- 0	0- 2	NON-CONFERENCE	0- 3	1- 0	1- 5				
1- 2	0- 0	0- 1	HOME	0- 1	1- 0	0- 0				
0- 6	0- 0	0- 0	AWAY	0- 2	0- 0	0- 4				
1- 2	0- 0	0- 1	NEUTRAL	0- 0	0- 0	1- 1				
3- 9	0- 0	0- 1	CONFERENCE	0- 0	0- 1	3- 7				
3- 3	0- 0	0- 0	HOME	0- 0	0- 1	3- 2				
0- 6	0- 0	0- 1	AWAY	0- 0	0- 0	0- 5				
0- 0	0- 0	0- 0	NEUTRAL	0- 0	0- 0	0- 0				

RPI S	Opponent	Score	RPI S	Opponent	Score	RPI S	Opponent	Score	RPI S	Opponent	Score	Team's RPI: 324
28	H South Fla.	59 78	64	A Oklahoma St.	34 76	110	H Troy	75 83				
39	A Little Rock	59 73	70	H Florida	60 71	129	H Tulsa	83 80				
40	N California	55 80	71	A Iowa St.	53 105	184	A Appalachian St.	50 76				
						184	H Appalachian St.	72 81				
						193	A Texas St.	43 63				
						194	A Louisiana	60 72				
						194	H Louisiana	72 80				
						197	A Wichita St.	51 69				
						242	A Austin Peay	55 62				
						245	H South Ala.	56 53				
						259	A Tennessee St.	66 76				
						263	A Coastal Caro.	55 57				
						263	H Coastal Caro.	60 52				
						267	A UT Martin	63 68				
						270	N Northern Ky.	78 83				
						284	N Kennesaw St.	70 67				
						330	A La.-Monroe	51 59				
						330	H La.-Monroe	71 56				
LAST 12 Division I GAMES:												
193	A Texas St.	43 63	245	H South Ala.	56 53							
184	H Appalachian St.	72 81	39	A Little Rock	59 73							
263	H Coastal Caro.	60 52	263	A Coastal Caro.	55 57							
330	A La.-Monroe	51 59	184	A Appalachian St.	50 76							
194	A Louisiana	60 72	194	H Louisiana	72 80							
110	H Troy	75 83	330	H La.-Monroe	71 56							

Non-Div I Games:

Arkansas St.

■ Loss, 
 ■ Non-Conf, 
 ■ S Site, 
 ■ Home 
 ■ A Away 
 N Neutral



Average RPI Win: <b>268</b>	WON-LOST	WINNING	LAST 10	STRENGTH OF	OPP. STRENGTH	TEAM	ADJ.	CONF.	ADJ CONF.
Average RPI Loss: <b>116</b>	RECORD	PCT. RANK	GAMES	SCHEDULE	OF SCHEDULE	RPI	RPI	RPI	RPI
DIV. I ONLY	16- 6	52	7- 3	333	232	168	168	23	23
DIV. I NON-CONF.	8- 2	49	0- 0	343	250	152	152	25	25
TOTALS	RPI 1-25	RPI 26-50	W-L RECORDS	RPI 51-100	RPI 101-150	RPI 150+			
16- 6	0- 0	0- 0	OVERALL	0- 3	2- 2	14- 1			
9- 2	0- 0	0- 0	HOME	0- 1	1- 1	8- 0			
7- 4	0- 0	0- 0	AWAY	0- 2	1- 1	6- 1			
0- 0	0- 0	0- 0	NEUTRAL	0- 0	0- 0	0- 0			
8- 2	0- 0	0- 0	NON-CONFERENCE	0- 1	2- 1	6- 0			
5- 0	0- 0	0- 0	HOME	0- 0	1- 0	4- 0			
3- 2	0- 0	0- 0	AWAY	0- 1	1- 1	2- 0			
0- 0	0- 0	0- 0	NEUTRAL	0- 0	0- 0	0- 0			
8- 4	0- 0	0- 0	CONFERENCE	0- 2	0- 1	8- 1			
4- 2	0- 0	0- 0	HOME	0- 1	0- 1	4- 0			
4- 2	0- 0	0- 0	AWAY	0- 1	0- 0	4- 1			
0- 0	0- 0	0- 0	NEUTRAL	0- 0	0- 0	0- 0			

RPI S	Opponent	Score	RPI S	Opponent	Score	RPI S	Opponent	Score	RPI S	Opponent	Score	Team's RPI: 168
						56	A Minnesota	52 70	118	A Delaware	61 47	
						68	A Bucknell	62 68	119	H Navy	58 63	
						68	H Bucknell	56 60	140	A Albany (NY)	59 65	
									150	H Yale	59 55	
									192	H American	53 51	
									213	A Dartmouth	68 60	
									232	A Colgate	76 69	
									232	H Colgate	57 47	
									244	A Loyola Maryland	62 71	
									244	H Loyola Maryland	67 48	
									305	A Lehigh	75 71	
									310	H Air Force	75 47	
									312	A Holy Cross	67 59	
									318	A Lafayette	63 55	
									318	H Lafayette	76 73	
									322	H St. Francis Brooklyn	69 46	
									332	A LIU Brooklyn	68 47	
									343	H Wagner	85 40	
									346	H Fairleigh Dickinson	86 58	
LAST 12 Division I GAMES:												
232	H Colgate	57 47	192	H American	53 51							
244	H Loyola Maryland	67 48	232	A Colgate	76 69							
318	A Lafayette	63 55	244	A Loyola Maryland	62 71							
68	A Bucknell	62 68	318	H Lafayette	76 73							
119	H Navy	58 63	68	H Bucknell	56 60							
312	A Holy Cross	67 59	305	A Lehigh	75 71							

Non-Div I Games: Mercy 90 48

Army West Point

■ Loss, 
 ■ Non-Conf, 
 ■ S Site, 
 ■ Home 
 ■ A Away 
 N Neutral

Average RPI Win:	126	WON-LOST	WINNING	LAST 10	STRENGTH OF	OPP. STRENGTH	TEAM	ADJ.	CONF.	ADJ CONF.
Average RPI Loss:	25	RECORD	PCT. RANK	GAMES	SCHEDULE	OF SCHEDULE	RPI	RPI	RPI	RPI
DIV. I ONLY	15- 10	122	4- 6	6	29	27	27	2	2	
DIV. I NON-CONF.	10- 4	80	1- 0	30	86	33	33	2	2	
TOTALS	RPI 1-25	RPI 26-50	W-L RECORDS	RPI 51-100	RPI 101-150	RPI 150+				
15- 10	1- 6	2- 2	OVERALL	2- 2	6- 0	4- 0				
6- 4	1- 3	1- 0	HOME	1- 1	2- 0	1- 0				
6- 5	0- 3	0- 2	AWAY	1- 0	3- 0	2- 0				
3- 1	0- 0	1- 0	NEUTRAL	0- 1	1- 0	1- 0				
10- 4	0- 1	2- 1	NON-CONFERENCE	1- 2	3- 0	4- 0				
4- 1	0- 0	1- 0	HOME	1- 1	1- 0	1- 0				
3- 2	0- 1	0- 1	AWAY	0- 0	1- 0	2- 0				
3- 1	0- 0	1- 0	NEUTRAL	0- 1	1- 0	1- 0				
5- 6	1- 5	0- 1	CONFERENCE	1- 0	3- 0	0- 0				
2- 3	1- 3	0- 0	HOME	0- 0	1- 0	0- 0				
3- 3	0- 2	0- 1	AWAY	1- 0	2- 0	0- 0				
0- 0	0- 0	0- 0	NEUTRAL	0- 0	0- 0	0- 0				

RPI 1-25				RPI 26-50				Team's RPI: 27				RPI 51-100				RPI 101+			
RPI	S	Opponent	Score	RPI	S	Opponent	Score	RPI	S	Opponent	Score	RPI	S	Opponent	Score	RPI	S	Opponent	Score
3	A	South Carolina	41 60	32	N	Drake	85 80	52	H	Virginia Tech	87 92	102	A	Vanderbilt	64 59				
3	H	South Carolina	47 73	33	A	Missouri	53 68	59	N	West Virginia	52 56	107	H	Ole Miss	83 60				
4	H	Mississippi St.	47 77	43	A	Tulane	59 61	70	A	Florida	82 75	110	H	Troy	61 52				
14	H	Tennessee	79 61	50	H	Indiana	71 67	83	H	Jacksonville	53 41	122	A	Alabama	66 55				
16	H	Kentucky	60 64									136	A	East Carolina	61 52				
18	A	Texas A&M	61 66									138	N	Ball St.	54 40				
22	A	Kansas St.	66 71									163	A	Louisiana Tech	76 66				
												228	N	Marist	52 51				
												262	H	Savannah St.	75 46				
												278	A	N.C. A&T	68 36				
LAST 12 Division I GAMES:																			
3	A	South Carolina	41 60	14	H	Tennessee	79 61												
18	A	Texas A&M	61 66	102	A	Vanderbilt	64 59												
4	H	Mississippi St.	47 77	107	H	Ole Miss	83 60												
122	A	Alabama	66 55	3	H	South Carolina	47 73												
33	A	Missouri	53 68	70	A	Florida	82 75												
16	H	Kentucky	60 64	83	H	Jacksonville	53 41												

Non-Div I Games:

Auburn

■ Loss, 
■ Non-Conf, 
■ S Site, 
■ H Home 
■ A Away 
N Neutral

Average RPI Win:	264	WON-LOST	WINNING	LAST 10	STRENGTH OF	OPP. STRENGTH	TEAM	ADJ.	CONF.	ADJ CONF.
Average RPI Loss:	184	RECORD	PCT. RANK	GAMES	SCHEDULE	OF SCHEDULE	RPI	RPI	RPI	RPI
DIV. I ONLY	10- 12	204	6- 4	261	281	242	242	26	26	
DIV. I NON-CONF.	4- 7	224	0- 1	261	247	275	275	26	26	
TOTALS	RPI 1-25	RPI 26-50	W-L RECORDS	RPI 51-100	RPI 101-150	RPI 150+				
10- 12	0- 0	0- 0	OVERALL	0- 3	0- 2	10- 7				
7- 4	0- 0	0- 0	HOME	0- 2	0- 0	7- 2				
3- 7	0- 0	0- 0	AWAY	0- 1	0- 2	3- 4				
0- 1	0- 0	0- 0	NEUTRAL	0- 0	0- 0	0- 1				
4- 7	0- 0	0- 0	NON-CONFERENCE	0- 2	0- 2	4- 3				
3- 2	0- 0	0- 0	HOME	0- 1	0- 0	3- 1				
1- 4	0- 0	0- 0	AWAY	0- 1	0- 2	1- 1				
0- 1	0- 0	0- 0	NEUTRAL	0- 0	0- 0	0- 1				
6- 5	0- 0	0- 0	CONFERENCE	0- 1	0- 0	6- 4				
4- 2	0- 0	0- 0	HOME	0- 1	0- 0	4- 1				
2- 3	0- 0	0- 0	AWAY	0- 0	0- 0	2- 3				
0- 0	0- 0	0- 0	NEUTRAL	0- 0	0- 0	0- 0				

RPI S	Opponent	Score	RPI S	Opponent	Score	RPI S	Opponent	Score	RPI S	Opponent	Score	Team's RPI: 242
						78	H Belmont	71 80	107	A Ole Miss	38 66	
						81	A Middle Tenn.	51 82	134	A UCF	43 61	
						82	H Western Ky.	65 85	189	H ETSU	77 74	
									190	H Morehead St.	71 81	
									211	H SIUE	85 62	
									216	H Miami (OH)	58 73	
									222	N St. Bonaventure	57 58	
									243	H Murray St.	75 63	
									251	A Jacksonville St.	45 65	
									258	A Tennessee Tech	87 84	
									259	H Tennessee St.	79 63	
									267	A UT Martin	80 83	
									273	A Evansville	54 68	
									279	H Southeast Mo. St.	84 74	
									284	H Kennesaw St.	68 49	
									294	A Ark.-Pine Bluff	69 55	
									303	A Eastern Ill.	69 59	
									311	A Eastern Ky.	71 80	
									324	H Arkansas St.	62 55	
LAST 12 Division I GAMES:												
259	H	Tennessee St.	79	63	211	H	SIUE	85	62			
311	A	Eastern Ky.	71	80	251	A	Jacksonville St.	45	65			
279	H	Southeast Mo. St.	84	74	258	A	Tennessee Tech	87	84			
267	A	UT Martin	80	83	78	H	Belmont	71	80			
243	H	Murray St.	75	63	190	H	Morehead St.	71	81			
303	A	Eastern Ill.	69	59	107	A	Ole Miss	38	66			

Non-Div I Games: Trevecca Nazarene 69 51 Christian Bros. 76 57

Austin Peay

■ Loss, 
■ Non-Conf, 
■ S Site, 
■ H Home 
■ A Away 
N Neutral

Average RPI Win:	205	WON-LOST	WINNING	LAST 10	STRENGTH OF	OPP. STRENGTH	TEAM	ADJ.	CONF.	ADJ CONF.
Average RPI Loss:	86	RECORD	PCT. RANK	GAMES	SCHEDULE	OF SCHEDULE	RPI	RPI	RPI	RPI
DIV. I ONLY	15- 9	107	7- 3	156	87	97	97	14	14	
DIV. I NON-CONF.	6- 5	148	0- 0	47	15	76	76	12	12	
TOTALS	RPI 1-25	RPI 26-50	W-L RECORDS	RPI 51-100	RPI 101-150	RPI 150+				
15- 9	0- 3	0- 0	OVERALL	1- 2	3- 2	11- 2				
7- 2	0- 2	0- 0	HOME	0- 0	1- 0	6- 0				
5- 6	0- 0	0- 0	AWAY	0- 2	0- 2	5- 2				
3- 1	0- 1	0- 0	NEUTRAL	1- 0	2- 0	0- 0				
6- 5	0- 3	0- 0	NON-CONFERENCE	1- 1	2- 1	3- 0				
1- 2	0- 2	0- 0	HOME	0- 0	0- 0	1- 0				
2- 2	0- 0	0- 0	AWAY	0- 1	0- 1	2- 0				
3- 1	0- 1	0- 0	NEUTRAL	1- 0	2- 0	0- 0				
9- 4	0- 0	0- 0	CONFERENCE	0- 1	1- 1	8- 2				
6- 0	0- 0	0- 0	HOME	0- 0	1- 0	5- 0				
3- 4	0- 0	0- 0	AWAY	0- 1	0- 1	3- 2				
0- 0	0- 0	0- 0	NEUTRAL	0- 0	0- 0	0- 0				

RPI 1-25				RPI 26-50				RPI 51-100 Team's RPI: 97				RPI 101+			
RPI	S	Opponent	Score	RPI	S	Opponent	Score	RPI	S	Opponent	Score	RPI	S	Opponent	Score
6	N	Oregon St.	56 65					63	A	Utah	60 77	101	A	Georgia	51 81
9	H	Washington	70 82					77	A	Gonzaga	52 87	116	N	Saint Joseph's	71 56
17	H	Oklahoma	61 68					86	N	UNLV	63 54	127	H	St. Mary's (CA)	70 65
												129	N	Tulsa	71 56
												149	A	San Francisco	63 70
												152	A	Santa Clara	63 64
												152	H	Santa Clara	72 66
												185	A	Utah St.	60 40
												204	A	Loyola Marymount	74 77
												204	H	Loyola Marymount	76 59
												210	A	Pacific	68 55
												210	H	Pacific	68 50
												215	H	San Diego	81 63
												220	H	Weber St.	73 64
												277	A	Portland	77 38
												307	A	Pepperdine	73 47
												307	H	Pepperdine	88 49
												331	A	Utah Valley	68 50
LAST 12 Division I GAMES:															
307	H	Pepperdine	88 49	307	A	Pepperdine	73 47								
277	A	Portland	77 38	215	H	San Diego	81 63								
77	A	Gonzaga	52 87	149	A	San Francisco	63 70								
204	A	Loyola Marymount	74 77	210	A	Pacific	68 55								
152	H	Santa Clara	72 66	127	H	St. Mary's (CA)	70 65								
210	H	Pacific	68 50	204	H	Loyola Marymount	76 59								

Non-Div I Games:

BYU

■ Loss, 
 ■ Non-Conf, 
 S Site, 
 ■ Home 
 ■ Away 
 N Neutral

Average RPI Win:	215	WON-LOST	WINNING	LAST 10	STRENGTH OF	OPP. STRENGTH	TEAM	ADJ.	CONF.	ADJ CONF.
Average RPI Loss:	114	RECORD	PCT. RANK	GAMES	SCHEDULE	OF SCHEDULE	RPI	RPI	RPI	RPI
DIV. I ONLY	16- 7	74	8- 2	277	107	138	138	10	10	
DIV. I NON-CONF.	6- 5	148	0- 0	327	78	240	240	11	11	
TOTALS	RPI 1-25	RPI 26-50	W-L RECORDS	RPI 51-100	RPI 101-150	RPI 150+				
16- 7	0- 0	0- 1	OVERALL	2- 4	1- 1	13- 1				
8- 3	0- 0	0- 0	HOME	0- 2	1- 0	7- 1				
7- 2	0- 0	0- 0	AWAY	2- 2	0- 0	5- 0				
1- 2	0- 0	0- 1	NEUTRAL	0- 0	0- 1	1- 0				
6- 5	0- 0	0- 1	NON-CONFERENCE	0- 2	0- 1	6- 1				
3- 2	0- 0	0- 0	HOME	0- 1	0- 0	3- 1				
2- 1	0- 0	0- 0	AWAY	0- 1	0- 0	2- 0				
1- 2	0- 0	0- 1	NEUTRAL	0- 0	0- 1	1- 0				
10- 2	0- 0	0- 0	CONFERENCE	2- 2	1- 0	7- 0				
5- 1	0- 0	0- 0	HOME	0- 1	1- 0	4- 0				
5- 1	0- 0	0- 0	AWAY	2- 1	0- 0	3- 0				
0- 0	0- 0	0- 0	NEUTRAL	0- 0	0- 0	0- 0				

RPI 1-25				RPI 26-50				RPI 51-100				RPI 101+ Team's RPI: 138			
RPI	S	Opponent	Score	RPI	S	Opponent	Score	RPI	S	Opponent	Score	RPI	S	Opponent	Score
				27	N	Auburn	40 54	60	A	Buffalo	89 75	114	H	Kent St.	71 47
								62	A	Central Mich.	92 101	136	N	East Carolina	69 82
								73	A	Toledo	51 45	162	A	Oakland	66 59
								82	A	Western Ky.	61 68	175	H	Western Mich.	61 56
								89	H	Northern Ill.	96 101	216	A	Miami (OH)	81 60
								96	H	Purdue	42 58	217	A	Akron	90 63
												217	H	Akron	80 70
												234	A	Butler	74 50
												265	A	Bowling Green	75 53
												265	H	Bowling Green	91 70
												273	H	Evansville	84 49
												274	H	Eastern Mich.	78 49
												278	N	N.C. A&T	76 57
												294	H	Ark.-Pine Bluff	88 60
												304	H	Lipscomb	74 78
												329	H	Chicago St.	88 53
LAST 12 Division I GAMES:															
				265	H	Bowling Green	91 70					274	H	Eastern Mich.	78 49
				216	A	Miami (OH)	81 60					217	H	Akron	80 70
				217	A	Akron	90 63					62	A	Central Mich.	92 101
				89	H	Northern Ill.	96 101					175	H	Western Mich.	61 56
				60	A	Buffalo	89 75					114	H	Kent St.	71 47
				265	A	Bowling Green	75 53					73	A	Toledo	51 45

Non-Div I Games: Urbana 93 49

Ball St.

■ Loss, 
 ■ Non-Conf, 
 ■ S Site, 
 ■ H Home 
 ■ A Away 
 N Neutral

Average RPI Win: 116		WON-LOST	WINNING	LAST 10	STRENGTH OF	OPP. STRENGTH	TEAM	ADJ.	CONF.	ADJ CONF.
Average RPI Loss: 4		RECORD	PCT. RANK	GAMES	SCHEDULE	OF SCHEDULE	RPI	RPI	RPI	RPI
DIV. I ONLY		23- 2	4	9- 1	39	8	8	8	4	4
DIV. I NON-CONF.		11- 1	13	0- 0	83	45	8	8	3	3
TOTALS		RPI 1-25	RPI 26-50		W-L RECORDS		RPI 51-100	RPI 101-150	RPI 150+	
23- 2	6- 2	1- 0		OVERALL		6- 0	5- 0	5- 0		
13- 1	3- 1	0- 0		HOME		2- 0	3- 0	5- 0		
7- 1	2- 1	0- 0		AWAY		4- 0	1- 0	0- 0		
3- 0	1- 0	1- 0		NEUTRAL		0- 0	1- 0	0- 0		
11- 1	3- 1	1- 0		NON-CONFERENCE		0- 0	2- 0	5- 0		
7- 0	1- 0	0- 0		HOME		0- 0	1- 0	5- 0		
1- 1	1- 1	0- 0		AWAY		0- 0	0- 0	0- 0		
3- 0	1- 0	1- 0		NEUTRAL		0- 0	1- 0	0- 0		
12- 1	3- 1	0- 0		CONFERENCE		6- 0	3- 0	0- 0		
6- 1	2- 1	0- 0		HOME		2- 0	2- 0	0- 0		
6- 0	1- 0	0- 0		AWAY		4- 0	1- 0	0- 0		
0- 0	0- 0	0- 0		NEUTRAL		0- 0	0- 0	0- 0		

RPI	S	Opponent	Score	RPI	S	Opponent	Score	RPI	S	Opponent	Score	RPI	S	Opponent	Score
1	A	UConn	61 72	30	N	Ohio St.	85 68	59	A	West Virginia	91 56	114	N	Kent St.	84 42
7	H	Texas	79 85					59	H	West Virginia	79 73	121	H	TCU	77 54
10	H	UCLA	84 70					64	A	Oklahoma St.	86 50	125	H	Abilene Christian	79 34
14	A	Tennessee	88 66					71	A	Iowa St.	83 52	146	A	Kansas	92 43
15	N	DePaul	104 72					71	H	Iowa St.	68 42	146	H	Kansas	90 43
17	H	Oklahoma	92 58					76	A	Texas Tech	79 61	193	H	Texas St.	90 24
22	A	Kansas St.	91 49									282	H	Mississippi Val.	101 36
22	H	Kansas St.	87 57									325	H	Winthrop	140 32
LAST 12 Division I GAMES:															
7	H	Texas	79 85	71	H	Iowa St.	68 42								
76	A	Texas Tech	79 61	146	A	Kansas	92 43								
71	A	Iowa St.	83 52	121	H	TCU	77 54								
17	H	Oklahoma	92 58	64	A	Oklahoma St.	86 50								
22	A	Kansas St.	91 49	59	A	West Virginia	91 56								
59	H	West Virginia	79 73	146	H	Kansas	90 43								

Non-Div I Games:

Baylor

Belmont

Through Games Of Feb. 9, 2017

Average RPI Win:	243	WON-LOST	WINNING	LAST 10	STRENGTH OF	OPP. STRENGTH	TEAM	ADJ.	CONF.	ADJ CONF.
Average RPI Loss:	73	RECORD	PCT. RANK	GAMES	SCHEDULE	OF SCHEDULE	RPI	RPI	RPI	RPI
DIV. I ONLY	19- 5	23	10- 0	219	224	78	78	26	26	
DIV. I NON-CONF.	7- 5	137	0- 0	162	87	98	98	26	26	
TOTALS	RPI 1-25	RPI 26-50	W-L RECORDS	RPI 51-100	RPI 101-150	RPI 150+				
19- 5	0- 1	0- 1	OVERALL	1- 1	0- 1	18- 1				
8- 1	0- 0	0- 1	HOME	1- 0	0- 0	7- 0				
11- 3	0- 1	0- 0	AWAY	0- 1	0- 1	11- 0				
0- 1	0- 0	0- 0	NEUTRAL	0- 0	0- 0	0- 1				
7- 5	0- 1	0- 1	NON-CONFERENCE	1- 1	0- 1	6- 1				
2- 1	0- 0	0- 1	HOME	1- 0	0- 0	1- 0				
5- 3	0- 1	0- 0	AWAY	0- 1	0- 1	5- 0				
0- 1	0- 0	0- 0	NEUTRAL	0- 0	0- 0	0- 1				
12- 0	0- 0	0- 0	CONFERENCE	0- 0	0- 0	12- 0				
6- 0	0- 0	0- 0	HOME	0- 0	0- 0	6- 0				
6- 0	0- 0	0- 0	AWAY	0- 0	0- 0	6- 0				
0- 0	0- 0	0- 0	NEUTRAL	0- 0	0- 0	0- 0				

RPI 1-25				RPI 26-50				RPI 51-100				Team's RPI: 78	RPI 101+			
RPI	S	Opponent	Score	RPI	S	Opponent	Score	RPI	S	Opponent	Score		RPI	S	Opponent	Score
12	A	Louisville	50 73	31	H	Green Bay	53 62	56	A	Minnesota	74 75		110	A	Troy	74 91
								80	H	IUPUI	78 72		157	N	Fresno St.	53 62
													176	A	UAB	72 58
													190	A	Morehead St.	91 59
													204	A	Loyola Marymount	79 72
													211	H	SIUE	94 67
													223	A	Presbyterian	83 58
													239	A	Samford	73 54
													242	A	Austin Peay	80 71
													243	A	Murray St.	87 69
													251	A	Jacksonville St.	54 53
													251	H	Jacksonville St.	61 52
													258	H	Tennessee Tech	89 75
													259	A	Tennessee St.	70 60
													267	H	UT Martin	71 66
													279	H	Southeast Mo. St.	89 77
													303	A	Eastern Ill.	77 58
													304	H	Lipscomb	100 62
													311	H	Eastern Ky.	74 58
													323	A	Fort Wayne	85 59
LAST 12 Division I GAMES:																
251	H	Jacksonville St.	61 52	190	A	Morehead St.	91 59									
243	A	Murray St.	87 69	311	H	Eastern Ky.	74 58									
211	H	SIUE	94 67	279	H	Southeast Mo. St.	89 77									
259	A	Tennessee St.	70 60	267	H	UT Martin	71 66									
258	H	Tennessee Tech	89 75	242	A	Austin Peay	80 71									
251	A	Jacksonville St.	54 53	303	A	Eastern Ill.	77 58									

Non-Div I Games: Trevecca Nazarene 87 56

Belmont

Loss, Non-Conf, S Site, H Home A Away N Neutral

Average RPI Win:	295	WON-LOST	WINNING	LAST 10	STRENGTH OF	OPP. STRENGTH	TEAM	ADJ.	CONF.	ADJ CONF.
Average RPI Loss:	199	RECORD	PCT. RANK	GAMES	SCHEDULE	OF SCHEDULE	RPI	RPI	RPI	RPI
DIV. I ONLY	10- 9	154	8- 2	338	333	247	247	32	32	
DIV. I NON-CONF.	2- 8	288	1- 2	282	272	315	315	31	31	
TOTALS	RPI 1-25	RPI 26-50	W-L RECORDS	RPI 51-100	RPI 101-150	RPI 150+				
10- 9	0- 0	0- 0	OVERALL	0- 1	0- 3	10- 5				
5- 1	0- 0	0- 0	HOME	0- 0	0- 0	5- 1				
4- 7	0- 0	0- 0	AWAY	0- 1	0- 3	4- 3				
1- 1	0- 0	0- 0	NEUTRAL	0- 0	0- 0	1- 1				
2- 8	0- 0	0- 0	NON-CONFERENCE	0- 1	0- 3	2- 4				
1- 0	0- 0	0- 0	HOME	0- 0	0- 0	1- 0				
0- 7	0- 0	0- 0	AWAY	0- 1	0- 3	0- 3				
1- 1	0- 0	0- 0	NEUTRAL	0- 0	0- 0	1- 1				
8- 1	0- 0	0- 0	CONFERENCE	0- 0	0- 0	8- 1				
4- 1	0- 0	0- 0	HOME	0- 0	0- 0	4- 1				
4- 0	0- 0	0- 0	AWAY	0- 0	0- 0	4- 0				
0- 0	0- 0	0- 0	NEUTRAL	0- 0	0- 0	0- 0				

RPI 1-25			RPI 26-50			RPI 51-100			RPI 101+ Team's RPI: 247		
RPI	S	Opponent	Score	RPI	S	Opponent	Score	RPI	S	Opponent	Score
						83 A Jacksonville	63 69	108 A Clemson		38 59	
								115 A Stetson		60 63	
								134 A UCF		43 70	
								211 N SIUE		83 78	
								238 A Southern U.		59 61	
								240 H UMES		56 59	
								255 H Howard		75 54	
								259 N Tennessee St.		60 69	
								262 A Savannah St.		38 31	
								272 A Norfolk St.		68 58	
								276 H North Florida		52 50	
								283 A Prairie View		64 66	
								296 H Coppin St.		71 52	
								335 A Southeastern La.		63 75	
								340 A South Carolina St.		64 34	
								341 A Florida A&M		64 41	
								345 H Delaware St.		72 58	
								347 H Morgan St.		50 48	
LAST 12 Division I GAMES:											
255	H	Howard	75 54	296	H	Coppin St.	71 52				
345	H	Delaware St.	72 58	347	H	Morgan St.	50 48				
272	A	Norfolk St.	68 58	262	A	Savannah St.	38 31				
240	H	UMES	56 59	108	A	Clemson	38 59				
341	A	Florida A&M	64 41	211	N	SIUE	83 78				
340	A	South Carolina St.	64 34	259	N	Tennessee St.	60 69				

Non-Div I Games: Edward Waters 55 45 Flagler 76 53

Bethune-Cookman

Loss, Non-Conf, S Site, H Home A Away N Neutral



Binghamton

Through Games Of Feb. 9, 2017

Average RPI Win:	260	WON-LOST	WINNING	LAST 10	STRENGTH OF	OPP. STRENGTH	TEAM	ADJ.	CONF.	ADJ CONF.
Average RPI Loss:	139	RECORD	PCT. RANK	GAMES	SCHEDULE	OF SCHEDULE	RPI	RPI	RPI	RPI
DIV. I ONLY	10- 13	212	5- 5	176	290	207	207	22	22	
DIV. I NON-CONF.	3- 8	262	0- 0	79	333	203	203	22	22	
TOTALS	RPI 1-25	RPI 26-50	W-L RECORDS	RPI 51-100	RPI 101-150	RPI 150+				
10- 13	0- 0	0- 1	OVERALL	0- 3	2- 4	8- 5				
4- 7	0- 0	0- 0	HOME	0- 3	1- 2	3- 2				
6- 6	0- 0	0- 1	AWAY	0- 0	1- 2	5- 3				
0- 0	0- 0	0- 0	NEUTRAL	0- 0	0- 0	0- 0				
3- 8	0- 0	0- 1	NON-CONFERENCE	0- 2	1- 2	2- 3				
0- 5	0- 0	0- 0	HOME	0- 2	0- 1	0- 2				
3- 3	0- 0	0- 1	AWAY	0- 0	1- 1	2- 1				
0- 0	0- 0	0- 0	NEUTRAL	0- 0	0- 0	0- 0				
7- 5	0- 0	0- 0	CONFERENCE	0- 1	1- 2	6- 2				
4- 2	0- 0	0- 0	HOME	0- 1	1- 1	3- 0				
3- 3	0- 0	0- 0	AWAY	0- 0	0- 1	3- 2				
0- 0	0- 0	0- 0	NEUTRAL	0- 0	0- 0	0- 0				

RPI S	Opponent	Score	RPI S	Opponent	Score	RPI S	Opponent	Score	RPI S	Opponent	Score	Team's RPI: 207
44	A Ohio	55 63	68	H Bucknell	57 67	120	A Penn	61 48	128	H Maine	58 52	
			91	H Cornell	51 54	140	A Albany (NY)	63 80	140	H Albany (NY)	61 67	
			93	H New Hampshire	62 70	143	H Columbia	65 75	150	A Yale	48 57	
						161	H Brown	72 83	166	A Hartford	73 76	
						170	A Providence	58 71	206	H Sacred Heart	69 77	
						231	A UMBC	45 53	231	H UMBC	69 62	
						248	A Stony Brook	48 40	268	A Vermont	64 55	
						268	H Vermont	76 61	315	A NJIT	68 44	
						339	A UMass Lowell	58 48	339	H UMass Lowell	69 54	
						346	A Fairleigh Dickinson	80 69				
LAST 12 Division I GAMES:												
140	A Albany (NY)	63 80	248	A Stony Brook	48 40							
268	H Vermont	76 61	140	H Albany (NY)	61 67							
339	H UMass Lowell	69 54	93	H New Hampshire	62 70							
231	A UMBC	45 53	268	A Vermont	64 55							
128	H Maine	58 52	339	A UMass Lowell	58 48							
166	A Hartford	73 76	231	H UMBC	69 62							

Non-Div I Games: Georgian Court 74 53 Misericordia 77 54

Binghamton

Loss, Non-Conf, S Site, H Home A Away N Neutral

Average RPI Win:	165	WON-LOST	WINNING	LAST 10	STRENGTH OF	OPP. STRENGTH	TEAM	ADJ.	CONF.	ADJ CONF.
Average RPI Loss:	150	RECORD	PCT. RANK	GAMES	SCHEDULE	OF SCHEDULE	RPI	RPI	RPI	RPI
DIV. I ONLY	13- 7	99	4- 6	100	140	85	85	13	13	
DIV. I NON-CONF.	8- 1	21	1- 0	136	111	27	27	15	15	
TOTALS	RPI 1-25	RPI 26-50	W-L RECORDS	RPI 51-100	RPI 101-150	RPI 150+				
13- 7	0- 1	0- 0	OVERALL	3- 2	3- 0	7- 4				
9- 2	0- 0	0- 0	HOME	0- 2	2- 0	7- 0				
3- 5	0- 1	0- 0	AWAY	2- 0	1- 0	0- 4				
1- 0	0- 0	0- 0	NEUTRAL	1- 0	0- 0	0- 0				
8- 1	0- 1	0- 0	NON-CONFERENCE	2- 0	2- 0	4- 0				
5- 0	0- 0	0- 0	HOME	0- 0	1- 0	4- 0				
2- 1	0- 1	0- 0	AWAY	1- 0	1- 0	0- 0				
1- 0	0- 0	0- 0	NEUTRAL	1- 0	0- 0	0- 0				
5- 6	0- 0	0- 0	CONFERENCE	1- 2	1- 0	3- 4				
4- 2	0- 0	0- 0	HOME	0- 2	1- 0	3- 0				
1- 4	0- 0	0- 0	AWAY	1- 0	0- 0	0- 4				
0- 0	0- 0	0- 0	NEUTRAL	0- 0	0- 0	0- 0				

RPI 1-25				RPI 26-50				RPI 51-100 Team's RPI: 85				RPI 101+			
RPI	S	Opponent	Score	RPI	S	Opponent	Score	RPI	S	Opponent	Score	RPI	S	Opponent	Score
9	A	Washington	66 92					53	A	Washington St.	77 73	103	H	Wyoming	64 54
								69	A	Colorado St.	51 45	127	A	St. Mary's (CA)	83 78
								69	H	Colorado St.	53 60	148	H	Eastern Wash.	67 64
								86	H	UNLV	55 58	154	A	New Mexico	68 75
								98	N	Charlotte	68 65	157	H	Fresno St.	67 66
												185	A	Utah St.	63 65
												185	H	Utah St.	76 56
												202	H	San Jose St.	86 64
												224	H	Seattle U	73 68
												249	H	Hawaii	61 49
												252	H	Portland St.	94 76
												261	A	San Diego St.	77 84
												277	H	Portland	74 60
												286	A	Nevada	62 69
LAST 12 Division I GAMES:															
185	A	Utah St.	63 65	157	H	Fresno St.	67 66								
69	H	Colorado St.	53 60	261	A	San Diego St.	77 84								
103	H	Wyoming	64 54	86	H	UNLV	55 58								
286	A	Nevada	62 69	69	A	Colorado St.	51 45								
202	H	San Jose St.	86 64	185	H	Utah St.	76 56								
154	A	New Mexico	68 75	249	H	Hawaii	61 49								

Non-Div I Games: Southern Ore. 89 45 Concordia Portland 71 40

Boise St.

■ Loss, 
 ■ Non-Conf, S Site, 
 ■ Home 
 ■ Away 
 N Neutral

Average RPI Win:	<b>196</b>	WON-LOST	WINNING	LAST 10	STRENGTH OF	OPP. STRENGTH	TEAM	ADJ.	CONF.	ADJ CONF.
Average RPI Loss:	<b>75</b>	RECORD	PCT. RANK	GAMES	SCHEDULE	OF SCHEDULE	RPI	RPI	RPI	RPI
DIV. I ONLY	<b>9- 16</b>	<b>253</b>	<b>1- 9</b>	<b>50</b>	<b>68</b>	<b>159</b>	<b>159</b>	<b>3</b>	<b>3</b>	
DIV. I NON-CONF.	<b>7- 6</b>	<b>157</b>	<b>0- 0</b>	<b>185</b>	<b>229</b>	<b>180</b>	<b>180</b>	<b>4</b>	<b>4</b>	
TOTALS	RPI 1-25	RPI 26-50	W-L RECORDS	RPI 51-100	RPI 101-150	RPI 150+				
9- 16	0- 4	0- 3	OVERALL	1- 4	3- 2	5- 3				
6- 7	0- 3	0- 2	HOME	0- 1	2- 1	4- 0				
2- 8	0- 1	0- 1	AWAY	1- 2	1- 1	0- 3				
1- 1	0- 0	0- 0	NEUTRAL	0- 1	0- 0	1- 0				
7- 6	0- 0	0- 0	NON-CONFERENCE	0- 2	2- 2	5- 2				
5- 2	0- 0	0- 0	HOME	0- 1	1- 1	4- 0				
1- 3	0- 0	0- 0	AWAY	0- 0	1- 1	0- 2				
1- 1	0- 0	0- 0	NEUTRAL	0- 1	0- 0	1- 0				
2- 10	0- 4	0- 3	CONFERENCE	1- 2	1- 0	0- 1				
1- 5	0- 3	0- 2	HOME	0- 0	1- 0	0- 0				
1- 5	0- 1	0- 1	AWAY	1- 2	0- 0	0- 1				
0- 0	0- 0	0- 0	NEUTRAL	0- 0	0- 0	0- 0				

RPI 1-25				RPI 26-50				RPI 51-100				RPI 101+ Team's RPI: 159			
RPI	S	Opponent	Score	RPI	S	Opponent	Score	RPI	S	Opponent	Score	RPI	S	Opponent	Score
2	H	Notre Dame	69 <b>80</b>	35	A	Syracuse	52 <b>79</b>	57	A	Wake Forest	55 <b>71</b>	108	H	Clemson	60 48
5	H	Florida St.	53 <b>85</b>	35	H	Syracuse	45 <b>72</b>	74	A	Virginia	55 <b>62</b>	112	A	Fordham	49 <b>56</b>
11	H	Duke	44 <b>67</b>	46	H	Georgia Tech	67 <b>71</b>	79	H	Penn St.	56 <b>60</b>	127	H	St. Mary's (CA)	54 <b>62</b>
20	A	Miami (FL)	51 <b>58</b>					94	N	SMU	64 <b>72</b>	128	H	Maine	64 53
								100	A	North Carolina	88 77	150	A	Yale	71 64
												158	A	Pittsburgh	43 <b>56</b>
												166	A	Hartford	56 <b>65</b>
												170	H	Providence	57 53
												186	A	Seton Hall	66 <b>71</b>
												213	H	Dartmouth	65 53
												266	H	Boston U.	67 49
												306	H	Central Conn. St.	66 46
												322	N	St. Francis Brooklyn	73 58
LAST 12 Division I GAMES:															
100	A	North Carolina	88 77	2	H	Notre Dame	69 <b>80</b>	74	A	Virginia	55 <b>62</b>	46	H	Georgia Tech	67 <b>71</b>
35	H	Syracuse	45 <b>72</b>	5	H	Florida St.	53 <b>85</b>	35	A	Syracuse	52 <b>79</b>	158	A	Pittsburgh	43 <b>56</b>
20	A	Miami (FL)	51 <b>58</b>	57	A	Wake Forest	55 <b>71</b>	108	H	Clemson	60 48				
11	H	Duke	44 <b>67</b>												

Non-Div I Games:

Boston College

■ Loss, 
 ■ Non-Conf, 
 ■ S Site, 
 ■ H Home 
 ■ A Away 
 N Neutral

Average RPI Win: <b>292</b>	WON-LOST	WINNING	LAST 10	STRENGTH OF	OPP. STRENGTH	TEAM	ADJ.	CONF.	ADJ CONF.
Average RPI Loss: <b>137</b>	RECORD	PCT. RANK	GAMES	SCHEDULE	OF SCHEDULE	RPI	RPI	RPI	RPI
DIV. I ONLY	9- 14	229	5- 5	270	208	266	266	23	23
DIV. I NON-CONF.	2- 9	293	0- 0	207	165	314	314	25	25
TOTALS	RPI 1-25	RPI 26-50	W-L RECORDS	RPI 51-100	RPI 101-150	RPI 150+			
9- 14	0- 1	0- 1	OVERALL	0- 2	0- 4	9- 6			
6- 5	0- 0	0- 1	HOME	0- 2	0- 1	6- 1			
3- 8	0- 1	0- 0	AWAY	0- 0	0- 2	3- 5			
0- 1	0- 0	0- 0	NEUTRAL	0- 0	0- 1	0- 0			
2- 9	0- 1	0- 1	NON-CONFERENCE	0- 1	0- 2	2- 4			
2- 3	0- 0	0- 1	HOME	0- 1	0- 0	2- 1			
0- 5	0- 1	0- 0	AWAY	0- 0	0- 1	0- 3			
0- 1	0- 0	0- 0	NEUTRAL	0- 0	0- 1	0- 0			
7- 5	0- 0	0- 0	CONFERENCE	0- 1	0- 2	7- 2			
4- 2	0- 0	0- 0	HOME	0- 1	0- 1	4- 0			
3- 3	0- 0	0- 0	AWAY	0- 0	0- 1	3- 2			
0- 0	0- 0	0- 0	NEUTRAL	0- 0	0- 0	0- 0			

RPI 1-25			RPI 26-50			RPI 51-100			RPI 101+ Team's RPI: 266		
RPI	S	Opponent	Score	RPI	S	Opponent	Score	RPI	S	Opponent	Score
24	A	Arizona St.	42 71	36	H	Harvard	52 65	68	H	Bucknell	50 66
								93	H	New Hampshire	51 59
								109	N	Long Beach St.	48 61
								119	A	Navy	41 55
								119	H	Navy	59 62
								140	A	Albany (NY)	54 69
								159	A	Boston College	49 67
								183	A	Northeastern	59 78
								192	A	American	62 73
								192	H	American	71 62
								213	H	Dartmouth	49 61
								228	A	Marist	57 76
								232	A	Colgate	87 96
								244	H	Loyola Maryland	61 58
								297	H	Massachusetts	64 60
								305	A	Lehigh	69 64
								305	H	Lehigh	64 50
								312	A	Holy Cross	66 49
								318	A	Lafayette	75 58
								318	H	Lafayette	68 50
								339	H	UMass Lowell	66 56
LAST 12 Division I GAMES:											
192	H	American	71 62	244	H	Loyola Maryland	61 58				
318	A	Lafayette	75 58	192	A	American	62 73				
119	A	Navy	41 55	318	H	Lafayette	68 50				
305	H	Lehigh	64 50	119	H	Navy	59 62				
68	H	Bucknell	50 66	305	A	Lehigh	69 64				
232	A	Colgate	87 96	312	A	Holy Cross	66 49				

Non-Div I Games:

Boston U.

■ Loss, 
 ■ Non-Conf, S Site, 
 ■ Home 
 ■ Away 
 N Neutral

## Bowling Green

Through Games Of Feb. 9, 2017

Average RPI Win:	265	WON-LOST	WINNING	LAST 10	STRENGTH OF	OPP. STRENGTH	TEAM	ADJ.	CONF.	ADJ CONF.
Average RPI Loss:	123	RECORD	PCT. RANK	GAMES	SCHEDULE	OF SCHEDULE	RPI	RPI	RPI	RPI
DIV. I ONLY	4- 16	314	2- 8	114	141	265	265	10	10	
DIV. I NON-CONF.	2- 7	284	0- 0	236	81	295	295	11	11	
TOTALS	RPI 1-25	RPI 26-50	W-L RECORDS	RPI 51-100	RPI 101-150	RPI 150+				
4- 16	0- 1	0- 1	OVERALL	0- 6	0- 3	4- 5				
1- 8	0- 0	0- 1	HOME	0- 4	0- 1	1- 2				
1- 7	0- 1	0- 0	AWAY	0- 1	0- 2	1- 3				
2- 1	0- 0	0- 0	NEUTRAL	0- 1	0- 0	2- 0				
2- 7	0- 1	0- 0	NON-CONFERENCE	0- 3	0- 0	2- 3				
0- 3	0- 0	0- 0	HOME	0- 1	0- 0	0- 2				
0- 3	0- 1	0- 0	AWAY	0- 1	0- 0	0- 1				
2- 1	0- 0	0- 0	NEUTRAL	0- 1	0- 0	2- 0				
2- 9	0- 0	0- 1	CONFERENCE	0- 3	0- 3	2- 2				
1- 5	0- 0	0- 1	HOME	0- 3	0- 1	1- 0				
1- 4	0- 0	0- 0	AWAY	0- 0	0- 2	1- 2				
0- 0	0- 0	0- 0	NEUTRAL	0- 0	0- 0	0- 0				

RPI 1-25				RPI 26-50				RPI 51-100				RPI 101+ Team's RPI: 265			
RPI	S	Opponent	Score	RPI	S	Opponent	Score	RPI	S	Opponent	Score	RPI	S	Opponent	Score
12	A	Louisville	58 83	44	H	Ohio	58 69	52	A	Virginia Tech	51 98	114	A	Kent St.	78 80
								60	H	Buffalo	50 61	138	A	Ball St.	70 91
								62	H	Central Mich.	65 76	138	H	Ball St.	53 75
								74	H	Virginia	47 67	153	H	Cincinnati	58 68
								88	N	Chattanooga	49 54	175	A	Western Mich.	58 75
								89	H	Northern Ill.	76 89	191	H	Cleveland St.	56 64
												217	A	Akron	62 58
												217	H	Akron	86 50
												274	A	Eastern Mich.	74 81
												309	N	Saint Peter's	73 68
												311	A	Eastern Ky.	55 57
												318	N	Lafayette	69 42
LAST 12 Division I GAMES:															
138	A	Ball St.	70 91	62	H	Central Mich.	65 76								
217	H	Akron	86 50	175	A	Western Mich.	58 75								
114	A	Kent St.	78 80	217	A	Akron	62 58								
274	A	Eastern Mich.	74 81	89	H	Northern Ill.	76 89								
138	H	Ball St.	53 75	44	H	Ohio	58 69								
60	H	Buffalo	50 61	191	H	Cleveland St.	56 64								

Non-Div I Games: Davis & Elkins 73 46 Ohio Valley 82 46 Malone 65 78

Bowling Green

Loss, Non-Conf, S Site, H Home A Away N Neutral

Average RPI Win:	256	WON-LOST	WINNING	LAST 10	STRENGTH OF	OPP. STRENGTH	TEAM	ADJ.	CONF.	ADJ CONF.
Average RPI Loss:	141	RECORD	PCT. RANK	GAMES	SCHEDULE	OF SCHEDULE	RPI	RPI	RPI	RPI
DIV. I ONLY	8- 13	237	5- 5	215	210	227	227	16	16	
DIV. I NON-CONF.	3- 7	250	1- 0	137	244	212	212	14	14	
TOTALS	RPI 1-25	RPI 26-50	W-L RECORDS	RPI 51-100	RPI 101-150	RPI 150+				
8- 13	0- 0	0- 2	OVERALL	0- 3	1- 2	7- 6				
4- 6	0- 0	0- 2	HOME	0- 2	1- 1	3- 1				
4- 7	0- 0	0- 0	AWAY	0- 1	0- 1	4- 5				
0- 0	0- 0	0- 0	NEUTRAL	0- 0	0- 0	0- 0				
3- 7	0- 0	0- 1	NON-CONFERENCE	0- 2	1- 2	2- 2				
1- 3	0- 0	0- 1	HOME	0- 1	1- 1	0- 0				
2- 4	0- 0	0- 0	AWAY	0- 1	0- 1	2- 2				
0- 0	0- 0	0- 0	NEUTRAL	0- 0	0- 0	0- 0				
5- 6	0- 0	0- 1	CONFERENCE	0- 1	0- 0	5- 4				
3- 3	0- 0	0- 1	HOME	0- 1	0- 0	3- 1				
2- 3	0- 0	0- 0	AWAY	0- 0	0- 0	2- 3				
0- 0	0- 0	0- 0	NEUTRAL	0- 0	0- 0	0- 0				

RPI S	Opponent	Score	RPI S	Opponent	Score	RPI S	Opponent	Score	RPI S	Opponent	Score	Team's RPI: 227
31	H Green Bay	43 68	54	H UNI	53 72	114	A Kent St.	52 77				
32	H Drake	60 93	89	H Northern Ill.	51 81	117	H Saint Louis	58 68				
			92	A Western Ill.	77 91	144	H Detroit	70 60				
						151	A Missouri St.	75 73				
						175	A Western Mich.	64 83				
						178	H Southern Ill.	57 66				
						197	A Wichita St.	54 65				
						201	A Indiana St.	51 58				
						201	H Indiana St.	54 41				
						234	A Butler	56 58				
						273	H Evansville	56 52				
						316	A Loyola Chicago	60 53				
						316	H Loyola Chicago	72 45				
						317	A Valparaiso	67 56				
						321	A Illinois St.	63 71				
						326	A Ill.-Chicago	65 56				
LAST 12 Division I GAMES:												
201	H Indiana St.	54 41	54	H UNI	53 72							
316	H Loyola Chicago	72 45	32	H Drake	60 93							
273	H Evansville	56 52	316	A Loyola Chicago	60 53							
178	H Southern Ill.	57 66	201	A Indiana St.	51 58							
151	A Missouri St.	75 73	321	A Illinois St.	63 71							
197	A Wichita St.	54 65	326	A Ill.-Chicago	65 56							

Non-Div I Games: Eureka 103 59

Bradley

Average RPI Win: <b>218</b>	WON-LOST	WINNING	LAST 10	STRENGTH OF	OPP. STRENGTH	TEAM	ADJ.	CONF.	ADJ CONF.
Average RPI Loss: <b>200</b>	RECORD	PCT. RANK	GAMES	SCHEDULE	OF SCHEDULE	RPI	RPI	RPI	RPI
DIV. I ONLY	12- 6	80	6- 3	296	241	161	161	9	9
DIV. I NON-CONF.	8- 4	97	4- 1	344	297	229	229	9	9
TOTALS	RPI 1-25	RPI 26-50	W-L RECORDS	RPI 51-100	RPI 101-150	RPI 150+			
12- 6	0- 0	0- 0	OVERALL	1- 0	2- 3	9- 3			
7- 2	0- 0	0- 0	HOME	1- 0	2- 0	4- 2			
5- 4	0- 0	0- 0	AWAY	0- 0	0- 3	5- 1			
0- 0	0- 0	0- 0	NEUTRAL	0- 0	0- 0	0- 0			
8- 4	0- 0	0- 0	NON-CONFERENCE	0- 0	0- 1	8- 3			
4- 2	0- 0	0- 0	HOME	0- 0	0- 0	4- 2			
4- 2	0- 0	0- 0	AWAY	0- 0	0- 1	4- 1			
0- 0	0- 0	0- 0	NEUTRAL	0- 0	0- 0	0- 0			
4- 2	0- 0	0- 0	CONFERENCE	1- 0	2- 2	1- 0			
3- 0	0- 0	0- 0	HOME	1- 0	2- 0	0- 0			
1- 2	0- 0	0- 0	AWAY	0- 0	0- 2	1- 0			
0- 0	0- 0	0- 0	NEUTRAL	0- 0	0- 0	0- 0			

RPI S	Opponent	Score	RPI S	Opponent	Score	RPI S	Opponent	Score	RPI S	Opponent	Score	Team's RPI: 161
						91	H Cornell	72 67	120	A Penn	60 86	
									130	A VCU	72 85	
									143	H Columbia	69 60	
									150	A Yale	51 73	
									150	H Yale	76 73	
									170	H Providence	77 70	
									173	A Princeton	98 88	
									206	A Sacred Heart	80 66	
									207	A Binghamton	83 72	
									232	H Colgate	62 67	
									255	H Howard	83 78	
									268	A Vermont	62 50	
									269	H Manhattan	57 58	
									299	H Rhode Island	76 65	
									301	A Bryant	67 70	
									309	H Saint Peter's	80 71	
									347	A Morgan St.	68 51	
LAST 12 Division I GAMES:												
			143	H Columbia	69 60				347	A Morgan St.	68 51	
			91	H Cornell	72 67				130	A VCU	72 85	
			150	A Yale	51 73				309	H Saint Peter's	80 71	
			150	H Yale	76 73				268	A Vermont	62 50	
			120	A Penn	60 86				170	H Providence	77 70	
			173	A Princeton	98 88				299	H Rhode Island	76 65	

Non-Div I Games: Rhode Island Col. 90 44

Brown

■ Loss, 
■ Non-Conf, S Site, 
■ Home 
■ Away 
N Neutral

Average RPI Win: <b>307</b>	WON-LOST	WINNING	LAST 10	STRENGTH OF	OPP. STRENGTH	TEAM	ADJ.	CONF.	ADJ CONF.
Average RPI Loss: <b>218</b>	RECORD	PCT. RANK	GAMES	SCHEDULE	OF SCHEDULE	RPI	RPI	RPI	RPI
DIV. I ONLY	10- 13	212	4- 6	343	328	301	301	31	31
DIV. I NON-CONF.	5- 6	186	0- 0	330	232	278	278	32	32
TOTALS	RPI 1-25	RPI 26-50	W-L RECORDS	RPI 51-100	RPI 101-150	RPI 150+			
10- 13	0- 0	0- 0	OVERALL	0- 1	0- 1	10- 11			
6- 2	0- 0	0- 0	HOME	0- 0	0- 1	6- 1			
3- 10	0- 0	0- 0	AWAY	0- 1	0- 0	3- 9			
1- 1	0- 0	0- 0	NEUTRAL	0- 0	0- 0	1- 1			
5- 6	0- 0	0- 0	NON-CONFERENCE	0- 1	0- 1	5- 4			
3- 1	0- 0	0- 0	HOME	0- 0	0- 1	3- 0			
1- 4	0- 0	0- 0	AWAY	0- 1	0- 0	1- 3			
1- 1	0- 0	0- 0	NEUTRAL	0- 0	0- 0	1- 1			
5- 7	0- 0	0- 0	CONFERENCE	0- 0	0- 0	5- 7			
3- 1	0- 0	0- 0	HOME	0- 0	0- 0	3- 1			
2- 6	0- 0	0- 0	AWAY	0- 0	0- 0	2- 6			
0- 0	0- 0	0- 0	NEUTRAL	0- 0	0- 0	0- 0			

RPI 1-25				RPI 26-50				RPI 51-100				RPI 101+				Team's RPI: 301	
RPI	S	Opponent	Score	RPI	S	Opponent	Score	RPI	S	Opponent	Score	RPI	S	Opponent	Score		
								93	A	New Hampshire	60	62	128	H	Maine	52	77
													158	A	Pittsburgh	60	76
													161	H	Brown	70	67
													170	N	Providence	51	62
													196	A	Rutgers	42	50
													206	A	Sacred Heart	59	66
													206	H	Sacred Heart	53	65
													212	A	Saint Francis (PA)	67	79
													214	A	Robert Morris	46	62
													268	A	Vermont	63	57
													297	A	Massachusetts	62	68
													299	N	Rhode Island	62	56
													306	A	Central Conn. St.	52	53
													312	H	Holy Cross	76	74
													320	A	Mt. St. Mary's	53	61
													320	H	Mt. St. Mary's	78	62
													322	A	St. Francis Brooklyn	47	63
													332	A	LIU Brooklyn	62	53
													339	H	UMass Lowell	73	62
													343	H	Wagner	70	61
													346	A	Fairleigh Dickinson	56	48
													346	H	Fairleigh Dickinson	50	48
LAST 12 Division I GAMES:																	
				320	A	Mt. St. Mary's	53	61					343	H	Wagner	70	61
				206	A	Sacred Heart	59	66					206	H	Sacred Heart	53	65
				346	H	Fairleigh Dickinson	50	48					346	A	Fairleigh Dickinson	56	48
				306	A	Central Conn. St.	52	53					320	H	Mt. St. Mary's	78	62
				212	A	Saint Francis (PA)	67	79					332	A	LIU Brooklyn	62	53
				214	A	Robert Morris	46	62					322	A	St. Francis Brooklyn	47	63

Non-Div I Games:

Bryant

■ Loss, 
 ■ Non-Conf, 
 ■ S Site, 
 ■ H Home 
 ■ A Away 
 N Neutral



Average RPI Win:	218	WON-LOST	WINNING	LAST 10	STRENGTH OF	OPP. STRENGTH	TEAM	ADJ.	CONF.	ADJ CONF.
Average RPI Loss:	166	RECORD	PCT. RANK	GAMES	SCHEDULE	OF SCHEDULE	RPI	RPI	RPI	RPI
DIV. I ONLY	18- 5	26	8- 2	222	235	68	68	23	23	
DIV. I NON-CONF.	8- 3	67	0- 0	224	138	79	79	25	25	
TOTALS	RPI 1-25	RPI 26-50	W-L RECORDS	RPI 51-100	RPI 101-150	RPI 150+				
18- 5	0- 0	0- 1	OVERALL	1- 1	2- 0	15- 3				
10- 0	0- 0	0- 0	HOME	1- 0	1- 0	8- 0				
8- 5	0- 0	0- 0	AWAY	0- 0	1- 0	7- 0				
0- 0	0- 0	0- 0	NEUTRAL	0- 0	0- 0	0- 0				
8- 3	0- 0	0- 1	NON-CONFERENCE	1- 1	1- 0	6- 1				
4- 0	0- 0	0- 0	HOME	1- 0	0- 0	3- 0				
4- 3	0- 0	0- 1	AWAY	0- 1	1- 0	3- 1				
0- 0	0- 0	0- 0	NEUTRAL	0- 0	0- 0	0- 0				
10- 2	0- 0	0- 0	CONFERENCE	0- 0	1- 0	9- 2				
6- 0	0- 0	0- 0	HOME	0- 0	1- 0	5- 0				
4- 2	0- 0	0- 0	AWAY	0- 0	0- 0	4- 2				
0- 0	0- 0	0- 0	NEUTRAL	0- 0	0- 0	0- 0				

RPI 1-25				RPI 26-50				RPI 51-100				Team's RPI: 68		RPI 101+			
RPI	S	Opponent	Score	RPI	S	Opponent	Score	RPI	S	Opponent	Score			RPI	S	Opponent	Score
29	A	Elon	58 64					72	H	Drexel	78 66			116	A	Saint Joseph's	64 61
								100	A	North Carolina	50 65			119	H	Navy	67 64
														168	A	Army West Point	60 56
														168	H	Army West Point	68 62
														191	H	Cleveland St.	77 66
														192	A	American	47 59
														192	H	American	73 67
														196	A	Rutgers	53 57
														207	A	Binghamton	67 57
														217	A	Akron	61 47
														222	A	St. Bonaventure	57 35
														232	H	Colgate	79 56
														244	A	Loyola Maryland	72 66
														266	A	Boston U.	66 50
														269	H	Manhattan	69 64
														305	A	Lehigh	77 58
														305	H	Lehigh	73 54
														312	A	Holy Cross	51 63
														312	H	Holy Cross	77 48
														315	H	NJIT	67 36
LAST 12 Division I GAMES:																	
305	H	Lehigh	73 54	232	H	Colgate	79 56										
312	A	Holy Cross	51 63	305	A	Lehigh	77 58										
192	A	American	47 59	312	H	Holy Cross	77 48										
168	H	Army West Point	68 62	192	H	American	73 67										
266	A	Boston U.	66 50	168	A	Army West Point	60 56										
244	A	Loyola Maryland	72 66	119	H	Navy	67 64										

Non-Div I Games:

Bucknell

Average RPI Win: 191		WON-LOST	WINNING	LAST 10	STRENGTH OF	OPP. STRENGTH	TEAM	ADJ.	CONF.	ADJ CONF.
Average RPI Loss: 71		RECORD	PCT. RANK	GAMES	SCHEDULE	OF SCHEDULE	RPI	RPI	RPI	RPI
DIV. I ONLY		16- 6	52	5- 5	113	119	60	60	10	10
DIV. I NON-CONF.		10- 1	16	0- 1	198	176	52	52	11	11
TOTALS		RPI 1-25	RPI 26-50		W-L RECORDS		RPI 51-100	RPI 101-150		RPI 150+
16- 6	0- 0	0- 2		OVERALL		1- 3	4- 1		11- 0	
10- 2	0- 0	0- 0		HOME		1- 1	2- 1		7- 0	
6- 3	0- 0	0- 1		AWAY		0- 2	2- 0		4- 0	
0- 1	0- 0	0- 1		NEUTRAL		0- 0	0- 0		0- 0	
10- 1	0- 0	0- 1		NON-CONFERENCE		0- 0	3- 0		7- 0	
7- 0	0- 0	0- 0		HOME		0- 0	1- 0		6- 0	
3- 0	0- 0	0- 0		AWAY		0- 0	2- 0		1- 0	
0- 1	0- 0	0- 1		NEUTRAL		0- 0	0- 0		0- 0	
6- 5	0- 0	0- 1		CONFERENCE		1- 3	1- 1		4- 0	
3- 2	0- 0	0- 0		HOME		1- 1	1- 1		1- 0	
3- 3	0- 0	0- 1		AWAY		0- 2	0- 0		3- 0	
0- 0	0- 0	0- 0		NEUTRAL		0- 0	0- 0		0- 0	

RPI S	Opponent	Score	RPI S	Opponent	Score	RPI S	Opponent	Score	RPI S	Opponent	Score
36	N Harvard	62 <b>74</b>	62	A Central Mich.	71 <b>88</b>	112	A Fordham	58 54			
44	A Ohio	55 <b>83</b>	62	H Central Mich.	67 56	113	A Duquesne	71 69			
			73	A Toledo	63 <b>85</b>	114	H Kent St.	77 62			
			73	H Toledo	64 <b>73</b>	134	H UCF	66 65			
						138	H Ball St.	75 <b>89</b>			
						175	A Western Mich.	62 47			
						187	H Hofstra	74 50			
						206	H Sacred Heart	76 55			
						216	A Miami (OH)	68 51			
						216	H Miami (OH)	71 45			
						219	H Niagara	73 63			
						222	H St. Bonaventure	68 47			
						246	A Canisius	65 52			
						265	A Bowling Green	61 50			
						269	H Manhattan	73 39			
						297	H Massachusetts	61 47			
LAST 12 Division I GAMES:											
114	H Kent St.	77 62	216	A Miami (OH)	68 51						
73	A Toledo	63 <b>85</b>	73	H Toledo	64 <b>73</b>						
175	A Western Mich.	62 47	62	A Central Mich.	71 <b>88</b>						
138	H Ball St.	75 <b>89</b>	44	A Ohio	55 <b>83</b>						
62	H Central Mich.	67 56	216	H Miami (OH)	71 45						
265	A Bowling Green	61 50	36	N Harvard	62 <b>74</b>						

Non-Div I Games:

Buffalo

■ Loss, 
■ Non-Conf, 
■ S Site, 
■ H Home 
■ A Away 
N Neutral

Average RPI Win: <b>222</b>	WON-LOST	WINNING	LAST 10	STRENGTH OF	OPP. STRENGTH	TEAM	ADJ.	CONF.	ADJ CONF.
Average RPI Loss: <b>101</b>	RECORD	PCT. RANK	GAMES	SCHEDULE	OF SCHEDULE	RPI	RPI	RPI	RPI
DIV. I ONLY	5- 18	311	2- 8	75	84	234	234	7	7
DIV. I NON-CONF.	3- 8	262	0- 0	126	188	269	269	7	7
-----									
TOTALS	RPI 1-25	RPI 26-50	W-L RECORDS	RPI 51-100	RPI 101-150	RPI 150+			
5- 18	0- 2	0- 4	OVERALL	0- 3	0- 4	5- 5			
4- 8	0- 0	0- 2	HOME	0- 2	0- 2	4- 2			
1- 10	0- 2	0- 2	AWAY	0- 1	0- 2	1- 3			
0- 0	0- 0	0- 0	NEUTRAL	0- 0	0- 0	0- 0			
3- 8	0- 0	0- 2	NON-CONFERENCE	0- 0	0- 4	3- 2			
3- 4	0- 0	0- 1	HOME	0- 0	0- 2	3- 1			
0- 4	0- 0	0- 1	AWAY	0- 0	0- 2	0- 1			
0- 0	0- 0	0- 0	NEUTRAL	0- 0	0- 0	0- 0			
2- 10	0- 2	0- 2	CONFERENCE	0- 3	0- 0	2- 3			
1- 4	0- 0	0- 1	HOME	0- 2	0- 0	1- 1			
1- 6	0- 2	0- 1	AWAY	0- 1	0- 0	1- 2			
0- 0	0- 0	0- 0	NEUTRAL	0- 0	0- 0	0- 0			

RPI 1-25				RPI 26-50				RPI 51-100				RPI 101+ Team's RPI: 234			
RPI	S	Opponent	Score	RPI	S	Opponent	Score	RPI	S	Opponent	Score	RPI	S	Opponent	Score
15	A	DePaul	69 <b>100</b>	28	H	South Fla.	59 <b>74</b>	61	A	St. John's (NY)	55 <b>62</b>	121	A	TCU	47 <b>73</b>
21	A	Creighton	52 <b>67</b>	31	A	Green Bay	34 <b>61</b>	61	H	St. John's (NY)	41 <b>62</b>	131	A	Arkansas	50 <b>68</b>
				42	A	Marquette	53 <b>91</b>	66	H	Villanova	69 <b>70</b>	134	H	UCF	59 <b>66</b>
				47	H	Georgetown	52 <b>58</b>					138	H	Ball St.	50 <b>74</b>
												170	A	Providence	51 <b>68</b>
												172	A	Xavier	65 62
												172	H	Xavier	43 <b>53</b>
												186	A	Seton Hall	63 <b>65</b>
												186	H	Seton Hall	79 58
												189	H	ETSU	59 <b>68</b>
												201	H	Indiana St.	66 48
												208	A	Wisconsin	55 <b>60</b>
												227	H	Bradley	58 56
												323	H	Fort Wayne	70 64
LAST 12 Division I GAMES:															
172	H	Xavier	43 <b>53</b>	15	A	DePaul	69 <b>100</b>	172	A	Xavier	65 62				
186	A	Seton Hall	63 <b>65</b>	61	A	St. John's (NY)	55 <b>62</b>	186	H	Seton Hall	79 58				
61	A	St. John's (NY)	55 <b>62</b>	47	H	Georgetown	52 <b>58</b>	170	A	Providence	51 <b>68</b>				
42	A	Marquette	53 <b>91</b>	66	H	Villanova	69 <b>70</b>	21	A	Creighton	52 <b>67</b>				

Non-Div I Games:

Butler

■ Loss, 
 ■ Non-Conf, 
 ■ S Site, 
 ■ H Home 
 ■ A Away 
 N Neutral

CSU Bakersfield

Through Games Of Feb. 9, 2017

Average RPI Win:	284	WON-LOST	WINNING	LAST 10	STRENGTH OF	OPP. STRENGTH	TEAM	ADJ.	CONF.	ADJ CONF.
Average RPI Loss:	170	RECORD	PCT. RANK	GAMES	SCHEDULE	OF SCHEDULE	RPI	RPI	RPI	RPI
DIV. I ONLY	8- 12	226	6- 4	297	248	290	290	29	29	
DIV. I NON-CONF.	3- 9	275	2- 2	294	119	310	310	30	30	
TOTALS	RPI 1-25	RPI 26-50	W-L RECORDS	RPI 51-100	RPI 101-150	RPI 150+				
8- 12	0- 1	0- 2	OVERALL	0- 1	0- 0	8- 8				
6- 5	0- 1	0- 0	HOME	0- 1	0- 0	6- 3				
2- 7	0- 0	0- 2	AWAY	0- 0	0- 0	2- 5				
0- 0	0- 0	0- 0	NEUTRAL	0- 0	0- 0	0- 0				
3- 9	0- 1	0- 2	NON-CONFERENCE	0- 1	0- 0	3- 5				
2- 4	0- 1	0- 0	HOME	0- 1	0- 0	2- 2				
1- 5	0- 0	0- 2	AWAY	0- 0	0- 0	1- 3				
0- 0	0- 0	0- 0	NEUTRAL	0- 0	0- 0	0- 0				
5- 3	0- 0	0- 0	CONFERENCE	0- 0	0- 0	5- 3				
4- 1	0- 0	0- 0	HOME	0- 0	0- 0	4- 1				
1- 2	0- 0	0- 0	AWAY	0- 0	0- 0	1- 2				
0- 0	0- 0	0- 0	NEUTRAL	0- 0	0- 0	0- 0				

RPI 1-25				RPI 26-50				RPI 51-100				RPI 101+ Team's RPI: 290			
RPI	S	Opponent	Score	RPI	S	Opponent	Score	RPI	S	Opponent	Score	RPI	S	Opponent	Score
13	H	Stanford	56 77	38	A	Oregon	62 77	67	H	South Dakota	60 75	160	H	UC Riverside	66 71
				40	A	California	63 86					195	A	New Mexico St.	55 69
												195	H	New Mexico St.	55 64
												210	A	Pacific	61 91
												224	A	Seattle U	47 54
												225	H	Grand Canyon	74 59
												235	H	UTRGV	74 46
												249	H	Hawaii	58 51
												264	H	Cal Poly	57 49
												293	A	UTEP	61 74
												295	H	Southern Utah	59 65
												307	A	Pepperdine	57 62
												314	H	UMKC	52 33
												328	A	UC Irvine	86 66
												329	H	Chicago St.	83 48
												331	A	Utah Valley	63 59
LAST 12 Division I GAMES:															
195	A	New Mexico St.	55 69	235	H	UTRGV	74 46								
225	H	Grand Canyon	74 59	224	A	Seattle U	47 54								
314	H	UMKC	52 33	264	H	Cal Poly	57 49								
329	H	Chicago St.	83 48	293	A	UTEP	61 74								
331	A	Utah Valley	63 59	307	A	Pepperdine	57 62								
195	H	New Mexico St.	55 64	328	A	UC Irvine	86 66								

Non-Div I Games: Stanislaus St. 78 51 Fresno Pacific 84 61

CSU Bakersfield

Loss, Non-Conf, S Site, H Home A Away N Neutral

Average RPI Win: <b>218</b>	WON-LOST	WINNING	LAST 10	STRENGTH OF	OPP. STRENGTH	TEAM	ADJ.	CONF.	ADJ CONF.
Average RPI Loss: <b>164</b>	RECORD	PCT. RANK	GAMES	SCHEDULE	OF SCHEDULE	RPI	RPI	RPI	RPI
DIV. I ONLY	<b>12- 11</b>	<b>158</b>	<b>5- 5</b>	<b>195</b>	<b>222</b>	<b>188</b>	<b>188</b>	<b>25</b>	<b>25</b>
DIV. I NON-CONF.	<b>7- 7</b>	<b>165</b>	<b>1- 2</b>	<b>114</b>	<b>183</b>	<b>139</b>	<b>139</b>	<b>24</b>	<b>24</b>
TOTALS	RPI 1-25	RPI 26-50	W-L RECORDS	RPI 51-100	RPI 101-150	RPI 150+			
12- 11	0- 2	0- 0	OVERALL	0- 2	3- 2	9- 5			
6- 6	0- 0	0- 0	HOME	0- 1	2- 2	4- 3			
6- 5	0- 2	0- 0	AWAY	0- 1	1- 0	5- 2			
0- 0	0- 0	0- 0	NEUTRAL	0- 0	0- 0	0- 0			
7- 7	0- 2	0- 0	NON-CONFERENCE	0- 1	2- 2	5- 2			
2- 5	0- 0	0- 0	HOME	0- 1	1- 2	1- 2			
5- 2	0- 2	0- 0	AWAY	0- 0	1- 0	4- 0			
0- 0	0- 0	0- 0	NEUTRAL	0- 0	0- 0	0- 0			
5- 4	0- 0	0- 0	CONFERENCE	0- 1	1- 0	4- 3			
4- 1	0- 0	0- 0	HOME	0- 0	1- 0	3- 1			
1- 3	0- 0	0- 0	AWAY	0- 1	0- 0	1- 2			
0- 0	0- 0	0- 0	NEUTRAL	0- 0	0- 0	0- 0			

RPI 1-25				RPI 26-50				RPI 51-100				RPI 101+ Team's RPI: 188			
RPI	S	Opponent	Score	RPI	S	Opponent	Score	RPI	S	Opponent	Score	RPI	S	Opponent	Score
9	A	Washington	44 <b>101</b>					51	H	Michigan St.	59 <b>63</b>	109	H	Long Beach St.	63 56
13	A	Stanford	54 <b>88</b>					95	A	UC Davis	65 <b>81</b>	120	H	Penn	36 <b>47</b>
												127	A	St. Mary's (CA)	73 61
												144	H	Detroit	76 67
												148	H	Eastern Wash.	57 <b>71</b>
												157	A	Fresno St.	61 57
												215	H	San Diego	67 <b>76</b>
												220	A	Weber St.	89 78
												224	A	Seattle U	68 64
												249	H	Hawaii	67 56
												252	H	Portland St.	99 72
												253	A	UC Santa Barbara	62 55
												253	H	UC Santa Barbara	75 61
												264	A	Cal Poly	68 <b>79</b>
												264	H	Cal Poly	63 <b>70</b>
												291	A	Northern Ariz.	83 79
												295	H	Southern Utah	71 <b>77</b>
												328	A	UC Irvine	52 <b>77</b>
												338	H	Cal St. Fullerton	58 41
LAST 12 Division I GAMES:															
253	A	UC Santa Barbara	62 55	328	A	UC Irvine	52 <b>77</b>								
249	H	Hawaii	67 56	264	A	Cal Poly	68 <b>79</b>								
109	H	Long Beach St.	63 56	338	H	Cal St. Fullerton	58 41								
253	H	UC Santa Barbara	75 61	120	H	Penn	36 <b>47</b>								
264	H	Cal Poly	63 <b>70</b>	224	A	Seattle U	68 64								
95	A	UC Davis	65 <b>81</b>	295	H	Southern Utah	71 <b>77</b>								

Non-Div I Games:

CSUN

■ Loss, 
 ■ Non-Conf, 
 ■ S Site, 
 ■ Home 
 ■ A Away 
 N Neutral

Average RPI Win:	271	WON-LOST	WINNING	LAST 10	STRENGTH OF	OPP. STRENGTH	TEAM	ADJ.	CONF.	ADJ CONF.
Average RPI Loss:	156	RECORD	PCT. RANK	GAMES	SCHEDULE	OF SCHEDULE	RPI	RPI	RPI	RPI
DIV. I ONLY	8- 14	245	4- 6	224	225	264	264	25	25	
DIV. I NON-CONF.	4- 8	230	0- 2	237	214	289	289	24	24	
TOTALS	RPI 1-25	RPI 26-50	W-L RECORDS	RPI 51-100	RPI 101-150	RPI 150+				
8- 14	0- 2	0- 0	OVERALL	0- 2	0- 3	8- 7				
6- 5	0- 0	0- 0	HOME	0- 1	0- 2	6- 2				
2- 9	0- 2	0- 0	AWAY	0- 1	0- 1	2- 5				
0- 0	0- 0	0- 0	NEUTRAL	0- 0	0- 0	0- 0				
4- 8	0- 2	0- 0	NON-CONFERENCE	0- 1	0- 2	4- 3				
4- 2	0- 0	0- 0	HOME	0- 0	0- 2	4- 0				
0- 6	0- 2	0- 0	AWAY	0- 1	0- 0	0- 3				
0- 0	0- 0	0- 0	NEUTRAL	0- 0	0- 0	0- 0				
4- 6	0- 0	0- 0	CONFERENCE	0- 1	0- 1	4- 4				
2- 3	0- 0	0- 0	HOME	0- 1	0- 0	2- 2				
2- 3	0- 0	0- 0	AWAY	0- 0	0- 1	2- 2				
0- 0	0- 0	0- 0	NEUTRAL	0- 0	0- 0	0- 0				

RPI 1-25				RPI 26-50				RPI 51-100				RPI 101+ Team's RPI: 264			
RPI	S	Opponent	Score	RPI	S	Opponent	Score	RPI	S	Opponent	Score	RPI	S	Opponent	Score
10	A	UCLA	64 80					65	A	Montana St.	52 71	109	A	Long Beach St.	80 83
13	A	Stanford	55 83					95	H	UC Davis	53 61	127	H	St. Mary's (CA)	71 79
												149	H	San Francisco	67 73
												160	A	UC Riverside	59 68
												160	H	UC Riverside	69 72
												188	A	CSUN	70 63
												188	H	CSUN	79 68
												225	A	Grand Canyon	59 64
												249	A	Hawaii	57 66
												249	H	Hawaii	79 87
												253	H	UC Santa Barbara	78 67
												280	H	North Dakota St.	73 46
												287	A	Sacramento St.	96 97
												290	A	CSU Bakersfield	49 57
												291	H	Northern Ariz.	58 53
												307	H	Pepperdine	62 52
												328	A	UC Irvine	78 60
												331	H	Utah Valley	77 65
LAST 12 Division I GAMES:															
328	A	UC Irvine	78 60	109	A	Long Beach St.	80 83								
160	H	UC Riverside	69 72	160	A	UC Riverside	59 68								
95	H	UC Davis	53 61	188	H	CSUN	79 68								
249	A	Hawaii	57 66	253	H	UC Santa Barbara	78 67								
188	A	CSUN	70 63	290	A	CSU Bakersfield	49 57								
249	H	Hawaii	79 87	65	A	Montana St.	52 71								

Non-Div I Games:

Cal Poly

■ Loss, 
 ■ Non-Conf, 
 ■ S Site, 
 ■ H Home 
 ■ A Away 
 N Neutral

Average RPI Win:	328	WON-LOST	WINNING	LAST 10	STRENGTH OF	OPP. STRENGTH	TEAM	ADJ.	CONF.	ADJ CONF.
Average RPI Loss:	189	RECORD	PCT. RANK	GAMES	SCHEDULE	OF SCHEDULE	RPI	RPI	RPI	RPI
DIV. I ONLY	2- 19	337	1- 9	264	273	338	338	25	25	
DIV. I NON-CONF.	1- 10	325	0- 1	322	291	346	346	24	24	
TOTALS	RPI 1-25	RPI 26-50	W-L RECORDS	RPI 51-100	RPI 101-150	RPI 150+				
2- 19	0- 0	0- 0	OVERALL	0- 2	0- 6	2- 11				
2- 8	0- 0	0- 0	HOME	0- 1	0- 3	2- 4				
0- 11	0- 0	0- 0	AWAY	0- 1	0- 3	0- 7				
0- 0	0- 0	0- 0	NEUTRAL	0- 0	0- 0	0- 0				
1- 10	0- 0	0- 0	NON-CONFERENCE	0- 0	0- 4	1- 6				
1- 5	0- 0	0- 0	HOME	0- 0	0- 2	1- 3				
0- 5	0- 0	0- 0	AWAY	0- 0	0- 2	0- 3				
0- 0	0- 0	0- 0	NEUTRAL	0- 0	0- 0	0- 0				
1- 9	0- 0	0- 0	CONFERENCE	0- 2	0- 2	1- 5				
1- 3	0- 0	0- 0	HOME	0- 1	0- 1	1- 1				
0- 6	0- 0	0- 0	AWAY	0- 1	0- 1	0- 4				
0- 0	0- 0	0- 0	NEUTRAL	0- 0	0- 0	0- 0				

RPI 1-25				RPI 26-50				RPI 51-100				RPI 101+ Team's RPI: 338					
RPI	S	Opponent	Score	RPI	S	Opponent	Score	RPI	S	Opponent	Score	RPI	S	Opponent	Score		
								95	A	UC Davis	39	59	103	A	Wyoming	26	61
								95	H	UC Davis	51	70	109	A	Long Beach St.	55	84
													109	H	Long Beach St.	48	65
													141	H	Idaho	86	88
													143	H	Columbia	46	61
													148	A	Eastern Wash.	67	84
													160	A	UC Riverside	45	68
													188	A	CSUN	41	58
													204	H	Loyola Marymount	62	77
													215	A	San Diego	50	103
													249	A	Hawaii	50	60
													252	A	Portland St.	73	81
													253	A	UC Santa Barbara	37	57
													253	H	UC Santa Barbara	49	56
													261	H	San Diego St.	61	71
													300	A	Denver	58	77
													307	H	Pepperdine	58	69
													327	H	Montana	72	56
													328	H	UC Irvine	64	53
LAST 12 Division I GAMES:																	
109	A	Long Beach St.	55	84	328	H	UC Irvine	64	53								
253	A	UC Santa Barbara	37	57	249	A	Hawaii	50	60								
95	A	UC Davis	39	59	253	H	UC Santa Barbara	49	56								
109	H	Long Beach St.	48	65	188	A	CSUN	41	58								
160	A	UC Riverside	45	68	143	H	Columbia	46	61								
95	H	UC Davis	51	70	261	H	San Diego St.	61	71								

Non-Div I Games: Antelope Valley 64 56 Whittier 97 49

Cal St. Fullerton

Loss, Non-Conf, S Site, H Home A Away N Neutral

## California

Through Games Of Feb. 9, 2017

Average RPI Win:	156	WON-LOST	WINNING	LAST 10	STRENGTH OF	OPP. STRENGTH	TEAM	ADJ.	CONF.	ADJ CONF.
Average RPI Loss:	31	RECORD	PCT. RANK	GAMES	SCHEDULE	OF SCHEDULE	RPI	RPI	RPI	RPI
DIV. I ONLY	17- 7	65	4- 6	67	31	40	40	1	1	
DIV. I NON-CONF.	12- 0	1	0- 0	209	157	32	32	1	1	
TOTALS	RPI 1-25	RPI 26-50	W-L RECORDS	RPI 51-100	RPI 101-150	RPI 150+				
17- 7	2- 4	0- 1	OVERALL	2- 2	6- 0	7- 0				
10- 3	1- 2	0- 1	HOME	1- 0	3- 0	5- 0				
4- 4	0- 2	0- 0	AWAY	1- 2	2- 0	1- 0				
3- 0	1- 0	0- 0	NEUTRAL	0- 0	1- 0	1- 0				
12- 0	1- 0	0- 0	NON-CONFERENCE	0- 0	4- 0	7- 0				
7- 0	0- 0	0- 0	HOME	0- 0	2- 0	5- 0				
2- 0	0- 0	0- 0	AWAY	0- 0	1- 0	1- 0				
3- 0	1- 0	0- 0	NEUTRAL	0- 0	1- 0	1- 0				
5- 7	1- 4	0- 1	CONFERENCE	2- 2	2- 0	0- 0				
3- 3	1- 2	0- 1	HOME	1- 0	1- 0	0- 0				
2- 4	0- 2	0- 0	AWAY	1- 2	1- 0	0- 0				
0- 0	0- 0	0- 0	NEUTRAL	0- 0	0- 0	0- 0				

RPI 1-25				RPI 26-50				Team's RPI: 40	RPI 51-100				RPI 101+			
RPI	S	Opponent	Score	RPI	S	Opponent	Score		RPI	S	Opponent	Score	RPI	S	Opponent	Score
6	H	Oregon St.	56 66	38	H	Oregon	66 69		53	A	Washington St.	79 84	111	N	Southern Miss.	71 51
9	A	Washington	67 90						63	A	Utah	57 63	113	H	Duquesne	86 66
10	H	UCLA	80 77						75	H	Southern California	63 56	124	A	Arizona	74 64
17	N	Oklahoma	82 74						87	A	Colorado	65 53	124	H	Arizona	71 60
24	A	Arizona St.	62 72										127	A	St. Mary's (CA)	74 67
24	H	Arizona St.	45 54										149	H	San Francisco	75 52
													152	H	Santa Clara	73 58
													160	H	UC Riverside	71 56
													199	A	Nebraska	86 65
													287	H	Sacramento St.	97 73
													290	H	CSU Bakersfield	86 63
													305	H	Lehigh	96 63
													324	N	Arkansas St.	80 55
LAST 12 Division I GAMES:																
75	H	Southern California	63 56	63	A	Utah	57 63									
10	H	UCLA	80 77	87	A	Colorado	65 53									
53	A	Washington St.	79 84	38	H	Oregon	66 69									
9	A	Washington	67 90	6	H	Oregon St.	56 66									
124	H	Arizona	71 60	24	A	Arizona St.	62 72									
24	H	Arizona St.	45 54	124	A	Arizona	74 64									

Non-Div I Games:

California

■ Loss, 
■ Non-Conf, S Site, 
■ Home 
■ Away 
N Neutral



Average RPI Win:	<b>298</b>	WON-LOST	WINNING	LAST 10	STRENGTH OF	OPP. STRENGTH	TEAM	ADJ.	CONF.	ADJ CONF.
Average RPI Loss:	<b>176</b>	RECORD	PCT. RANK	GAMES	SCHEDULE	OF SCHEDULE	RPI	RPI	RPI	RPI
DIV. I ONLY	13- 6	76	7- 3	341	335	221	221	28	28	
DIV. I NON-CONF.	5- 3	121	0- 0	336	344	238	238	28	28	
TOTALS	RPI 1-25	RPI 26-50	W-L RECORDS	RPI 51-100	RPI 101-150	RPI 150+				
13- 6	0- 0	0- 0	OVERALL	0- 0	0- 3	13- 3				
5- 4	0- 0	0- 0	HOME	0- 0	0- 2	5- 2				
6- 2	0- 0	0- 0	AWAY	0- 0	0- 1	6- 1				
2- 0	0- 0	0- 0	NEUTRAL	0- 0	0- 0	2- 0				
5- 3	0- 0	0- 0	NON-CONFERENCE	0- 0	0- 2	5- 1				
1- 2	0- 0	0- 0	HOME	0- 0	0- 1	1- 1				
2- 1	0- 0	0- 0	AWAY	0- 0	0- 1	2- 0				
2- 0	0- 0	0- 0	NEUTRAL	0- 0	0- 0	2- 0				
8- 3	0- 0	0- 0	CONFERENCE	0- 0	0- 1	8- 2				
4- 2	0- 0	0- 0	HOME	0- 0	0- 1	4- 1				
4- 1	0- 0	0- 0	AWAY	0- 0	0- 0	4- 1				
0- 0	0- 0	0- 0	NEUTRAL	0- 0	0- 0	0- 0				

RPI 1-25			RPI 26-50			RPI 51-100			RPI 101+			Team's RPI: 221
RPI	S	Opponent	Score	RPI	S	Opponent	Score	RPI	S	Opponent	Score	
								104	A	Mercer	60	76
								130	H	VCU	53	66
								137	H	Radford	42	61
								189	H	ETSU	55	56
								223	A	Presbyterian	49	39
								237	A	UNC Asheville	61	55
								241	H	Liberty	52	58
								256	A	Charleston So.	43	60
								256	H	Charleston So.	54	37
								281	A	Western Caro.	50	48
								288	H	High Point	58	33
								292	A	Gardner-Webb	73	61
								294	N	Ark.-Pine Bluff	51	31
								319	A	USC Upstate	56	41
								325	H	Winthrop	61	32
								336	A	Longwood	66	54
								336	H	Longwood	74	50
								344	H	N.C. Central	61	30
								347	N	Morgan St.	62	51
LAST 12 Division I GAMES:												
								256	A	Charleston So.	43	60
								325	H	Winthrop	61	32
								336	H	Longwood	74	50
								223	A	Presbyterian	49	39
								241	H	Liberty	52	58
								137	H	Radford	42	61
								256	H	Charleston So.	54	37
								237	A	UNC Asheville	61	55
								292	A	Gardner-Webb	73	61
								288	H	High Point	58	33
								336	A	Longwood	66	54
								347	N	Morgan St.	62	51

Non-Div I Games: Columbia (SC) 73 32 Saint Augustine's 69 33 St. Andrews 94 39

Campbell

Loss, Non-Conf, S Site, H Home A Away N Neutral

Average RPI Win:	242	WON-LOST	WINNING	LAST 10	STRENGTH OF	OPP. STRENGTH	TEAM	ADJ.	CONF.	ADJ CONF.
Average RPI Loss:	154	RECORD	PCT. RANK	GAMES	SCHEDULE	OF SCHEDULE	RPI	RPI	RPI	RPI
DIV. I ONLY	7- 16	278	4- 6	165	251	246	246	17	17	
DIV. I NON-CONF.	1- 8	314	0- 0	71	264	260	260	17	17	
TOTALS	RPI 1-25	RPI 26-50	W-L RECORDS	RPI 51-100	RPI 101-150	RPI 150+				
7- 16	0- 0	0- 2	OVERALL	0- 2	0- 4	7- 8				
3- 8	0- 0	0- 1	HOME	0- 1	0- 3	3- 3				
4- 8	0- 0	0- 1	AWAY	0- 1	0- 1	4- 5				
0- 0	0- 0	0- 0	NEUTRAL	0- 0	0- 0	0- 0				
1- 8	0- 0	0- 1	NON-CONFERENCE	0- 2	0- 1	1- 4				
0- 4	0- 0	0- 0	HOME	0- 1	0- 1	0- 2				
1- 4	0- 0	0- 1	AWAY	0- 1	0- 0	1- 2				
0- 0	0- 0	0- 0	NEUTRAL	0- 0	0- 0	0- 0				
6- 8	0- 0	0- 1	CONFERENCE	0- 0	0- 3	6- 4				
3- 4	0- 0	0- 1	HOME	0- 0	0- 2	3- 1				
3- 4	0- 0	0- 0	AWAY	0- 0	0- 1	3- 3				
0- 0	0- 0	0- 0	NEUTRAL	0- 0	0- 0	0- 0				

RPI 1-25				RPI 26-50				RPI 51-100				RPI 101+				Team's RPI: 246	
RPI	S	Opponent	Score	RPI	S	Opponent	Score	RPI	S	Opponent	Score	RPI	S	Opponent	Score		
				30	A	Ohio St.	56 89	60	H	Buffalo	52 65	126	H	Rider	70 71		
				48	H	Quinnipiac	53 64	91	A	Cornell	43 60	135	H	Lamar University	51 65		
												147	A	Iona	52 55		
												147	H	Iona	45 58		
												180	H	Fairfield	63 49		
												183	H	Northeastern	59 83		
												190	A	Morehead St.	68 77		
												200	A	Siena	42 67		
												212	A	Saint Francis (PA)	74 95		
												217	H	Akron	64 73		
												219	A	Niagara	65 57		
												222	A	St. Bonaventure	74 57		
												226	A	Monmouth	53 55		
												226	H	Monmouth	74 54		
												228	A	Marist	60 67		
												228	H	Marist	74 85		
												269	A	Manhattan	62 57		
												269	H	Manhattan	58 48		
												309	A	Saint Peter's	59 54		
LAST 12 Division I GAMES:																	
				147	H	Iona	45 58	226	A	Monmouth	53 55						
				269	H	Manhattan	58 48	309	A	Saint Peter's	59 54						
				228	A	Marist	60 67	48	H	Quinnipiac	53 64						
				200	A	Siena	42 67	228	H	Marist	74 85						
				180	H	Fairfield	63 49	269	A	Manhattan	62 57						
				219	A	Niagara	65 57	147	A	Iona	52 55						

Non-Div I Games:

Canisius

■ Loss, 
 ■ Non-Conf, 
 ■ S Site, 
 ■ H Home 
 ■ A Away 
 N Neutral

Average RPI Win:	255	WON-LOST	WINNING	LAST 10	STRENGTH OF	OPP. STRENGTH	TEAM	ADJ.	CONF.	ADJ CONF.
Average RPI Loss:	89	RECORD	PCT. RANK	GAMES	SCHEDULE	OF SCHEDULE	RPI	RPI	RPI	RPI
DIV. I ONLY	14- 4	30	9- 1	268	253	99	99	27	27	
DIV. I NON-CONF.	4- 2	97	0- 0	265	65	99	99	27	27	
TOTALS	RPI 1-25	RPI 26-50	W-L RECORDS	RPI 51-100	RPI 101-150	RPI 150+				
14- 4	0- 1	0- 0	OVERALL	0- 1	2- 2	12- 0				
6- 1	0- 0	0- 0	HOME	0- 0	1- 1	5- 0				
6- 3	0- 0	0- 0	AWAY	0- 1	1- 0	5- 0				
2- 0	0- 0	0- 0	NEUTRAL	0- 0	0- 0	2- 0				
4- 2	0- 1	0- 0	NON-CONFERENCE	0- 1	0- 0	4- 0				
1- 0	0- 0	0- 0	HOME	0- 0	0- 0	1- 0				
1- 2	0- 1	0- 0	AWAY	0- 1	0- 0	1- 0				
2- 0	0- 0	0- 0	NEUTRAL	0- 0	0- 0	2- 0				
10- 2	0- 0	0- 0	CONFERENCE	0- 0	2- 2	8- 0				
5- 1	0- 0	0- 0	HOME	0- 0	1- 1	4- 0				
5- 1	0- 0	0- 0	AWAY	0- 0	1- 1	4- 0				
0- 0	0- 0	0- 0	NEUTRAL	0- 0	0- 0	0- 0				

RPI 1-25				RPI 26-50				RPI 51-100 Team's RPI: 99				RPI 101+			
RPI	S	Opponent	Score	RPI	S	Opponent	Score	RPI	S	Opponent	Score	RPI	S	Opponent	Score
18	A	Texas A&M	49 74					76	A	Texas Tech	45 79	105	A	SFA	67 63
												125	A	Abilene Christian	76 83
												125	H	Abilene Christian	80 70
												135	H	Lamar University	56 70
												171	N	Houston	69 55
												198	A	New Orleans	55 51
												241	N	Liberty	61 41
												257	A	McNeese	72 49
												257	H	McNeese	67 52
												289	A	A&M-Corpus Christi	49 41
												298	H	Northwestern St.	76 43
												308	A	Alcorn	71 57
												308	H	Alcorn	59 45
												333	H	Incarinate Word	63 50
												335	H	Southeastern La.	77 55
												342	A	Houston Baptist	80 49
LAST 12 Division I GAMES:															
125	H	Abilene Christian	80 70	257	H	McNeese	67 52								
335	H	Southeastern La.	77 55	289	A	A&M-Corpus Christi	49 41								
257	A	McNeese	72 49	342	A	Houston Baptist	80 49								
333	H	Incarinate Word	63 50	125	A	Abilene Christian	76 83								
105	A	SFA	67 63	298	H	Northwestern St.	76 43								
198	A	New Orleans	55 51	135	H	Lamar University	56 70								

Non-Div I Games: Crowley's Ridge 102 31 Williams Baptist 82 32 Central Baptist 94 47 Hendrix 71 39  
Central Ark.

GENERAL CONF. DET.				THROUGH GAMES OF REG. SEASON					
Average RPI Win: 309	WON-LOST	WINNING	LAST 10	STRENGTH OF	OPP. STRENGTH	TEAM	ADJ.	CONF.	ADJ CONF.
Average RPI Loss: 199	RECORD	PCT. RANK	GAMES	SCHEDULE	OF SCHEDULE	RPI	RPI	RPI	RPI
DIV. I ONLY	9- 14	229	6- 4	334	309	306	306	31	31
DIV. I NON-CONF.	1- 10	325	0- 0	249	155	336	336	32	32
TOTALS	RPI 1-25	RPI 26-50	W-L RECORDS	RPI 51-100	RPI 101-150	RPI 150+			
9- 14	0- 0	0- 1	OVERALL	0- 2	0- 0	9- 11			
6- 3	0- 0	0- 0	HOME	0- 0	0- 0	6- 3			
3- 10	0- 0	0- 1	AWAY	0- 2	0- 0	3- 7			
0- 1	0- 0	0- 0	NEUTRAL	0- 0	0- 0	0- 1			
1- 10	0- 0	0- 1	NON-CONFERENCE	0- 2	0- 0	1- 7			
1- 2	0- 0	0- 0	HOME	0- 0	0- 0	1- 2			
0- 7	0- 0	0- 1	AWAY	0- 2	0- 0	0- 4			
0- 1	0- 0	0- 0	NEUTRAL	0- 0	0- 0	0- 1			
8- 4	0- 0	0- 0	CONFERENCE	0- 0	0- 0	8- 4			
5- 1	0- 0	0- 0	HOME	0- 0	0- 0	5- 1			
3- 3	0- 0	0- 0	AWAY	0- 0	0- 0	3- 3			
0- 0	0- 0	0- 0	NEUTRAL	0- 0	0- 0	0- 0			

RPI 1-25				RPI 26-50				RPI 51-100				RPI 101+				Team's RPI: 306	
RPI	S	Opponent	Score	RPI	S	Opponent	Score	RPI	S	Opponent	Score	RPI	S	Opponent	Score		
				35	A	Syracuse	63 95	52	A	Virginia Tech	47 81	159	A	Boston College	46 66		
								93	A	New Hampshire	52 56	166	H	Hartford	58 68		
												186	A	Seton Hall	70 78		
												206	H	Sacred Heart	67 50		
												212	A	Saint Francis (PA)	81 87		
												213	A	Dartmouth	51 61		
												214	A	Robert Morris	46 55		
												248	H	Stony Brook	59 64		
												261	N	San Diego St.	62 80		
												268	H	Vermont	78 76		
												297	A	Massachusetts	37 76		
												301	H	Bryant	53 52		
												320	A	Mt. St. Mary's	66 81		
												320	H	Mt. St. Mary's	68 58		
												322	A	St. Francis Brooklyn	61 53		
												332	A	LIU Brooklyn	76 71		
												332	H	LIU Brooklyn	62 68		
												343	A	Wagner	83 71		
												343	H	Wagner	66 53		
												346	H	Fairleigh Dickinson	68 49		
LAST 12 Division I GAMES:																	
				343	A	Wagner	83 71	332	A	LIU Brooklyn	76 71						
				320	A	Mt. St. Mary's	66 81	346	H	Fairleigh Dickinson	68 49						
				332	H	LIU Brooklyn	62 68	320	H	Mt. St. Mary's	68 58						
				301	H	Bryant	53 52	206	H	Sacred Heart	67 50						
				214	A	Robert Morris	46 55	322	A	St. Francis Brooklyn	61 53						
				212	A	Saint Francis (PA)	81 87	343	H	Wagner	66 53						

Non-Div I Games:

Central Conn. St.

Loss, Non-Conf, S Site, H Home A Away N Neutral

Average RPI Win:	199	WON-LOST	WINNING	LAST 10	STRENGTH OF	OPP. STRENGTH	TEAM	ADJ.	CONF.	ADJ CONF.
Average RPI Loss:	57	RECORD	PCT. RANK	GAMES	SCHEDULE	OF SCHEDULE	RPI	RPI	RPI	RPI
DIV. I ONLY	17- 6	45	8- 2	174	81	62	62	10	10	
DIV. I NON-CONF.	8- 4	97	0- 1	283	38	154	154	11	11	
TOTALS	RPI 1-25	RPI 26-50	W-L RECORDS	RPI 51-100	RPI 101-150	RPI 150+				
17- 6	0- 1	1- 1	OVERALL	2- 4	3- 0	11- 0				
11- 1	0- 0	1- 1	HOME	1- 0	2- 0	7- 0				
4- 5	0- 1	0- 0	AWAY	1- 4	1- 0	2- 0				
2- 0	0- 0	0- 0	NEUTRAL	0- 0	0- 0	2- 0				
8- 4	0- 1	0- 1	NON-CONFERENCE	0- 2	1- 0	7- 0				
6- 1	0- 0	0- 1	HOME	0- 0	1- 0	5- 0				
0- 3	0- 1	0- 0	AWAY	0- 2	0- 0	0- 0				
2- 0	0- 0	0- 0	NEUTRAL	0- 0	0- 0	2- 0				
9- 2	0- 0	1- 0	CONFERENCE	2- 2	2- 0	4- 0				
5- 0	0- 0	1- 0	HOME	1- 0	1- 0	2- 0				
4- 2	0- 0	0- 0	AWAY	1- 2	1- 0	2- 0				
0- 0	0- 0	0- 0	NEUTRAL	0- 0	0- 0	0- 0				

RPI 1-25				RPI 26-50				RPI 51-100 Team's RPI: 62				RPI 101+			
RPI	S	Opponent	Score	RPI	S	Opponent	Score	RPI	S	Opponent	Score	RPI	S	Opponent	Score
2	A	Notre Dame	47 107	29	H	Elon	57 71	60	A	Buffalo	56 67	114	A	Kent St.	91 78
				44	H	Ohio	64 59	60	H	Buffalo	88 71	116	H	Saint Joseph's	73 71
								73	A	Toledo	72 74	138	H	Ball St.	101 92
								81	A	Middle Tenn.	69 79	162	H	Oakland	70 67
								89	A	Northern Ill.	109 94	182	H	Illinois	82 51
								96	A	Purdue	51 62	216	H	Miami (OH)	80 61
												217	H	Akron	89 62
												254	H	Furman	81 71
												265	A	Bowling Green	76 65
												274	A	Eastern Mich.	104 63
												280	N	North Dakota St.	77 55
												316	H	Loyola Chicago	95 57
												326	H	Ill.-Chicago	77 55
												331	N	Utah Valley	71 62
LAST 12 Division I GAMES:															
				89	A	Northern Ill.	109 94	265	A	Bowling Green	76 65				
				274	A	Eastern Mich.	104 63	138	H	Ball St.	101 92				
				44	H	Ohio	64 59	60	H	Buffalo	88 71				
				73	A	Toledo	72 74	217	H	Akron	89 62				
				60	A	Buffalo	56 67	114	A	Kent St.	91 78				
				216	H	Miami (OH)	80 61	81	A	Middle Tenn.	69 79				

Non-Div I Games:

Central Mich.

■ Loss, 
 ■ Non-Conf, S Site, 
 ■ Home 
 ■ Away 
 N Neutral

Average RPI Win:	273	WON-LOST	WINNING	LAST 10	STRENGTH OF	OPP. STRENGTH	TEAM	ADJ.	CONF.	ADJ CONF.
Average RPI Loss:	197	RECORD	PCT. RANK	GAMES	SCHEDULE	OF SCHEDULE	RPI	RPI	RPI	RPI
DIV. I ONLY	10- 9	154	7- 3	327	299	256	256	28	28	
DIV. I NON-CONF.	3- 5	223	0- 1	338	215	316	316	28	28	
TOTALS	RPI 1-25	RPI 26-50	W-L RECORDS	RPI 51-100	RPI 101-150	RPI 150+				
10- 9	0- 0	0- 0	OVERALL	0- 2	1- 0	9- 7				
7- 3	0- 0	0- 0	HOME	0- 0	1- 0	6- 3				
3- 6	0- 0	0- 0	AWAY	0- 2	0- 0	3- 4				
0- 0	0- 0	0- 0	NEUTRAL	0- 0	0- 0	0- 0				
3- 5	0- 0	0- 0	NON-CONFERENCE	0- 2	0- 0	3- 3				
2- 2	0- 0	0- 0	HOME	0- 0	0- 0	2- 2				
1- 3	0- 0	0- 0	AWAY	0- 2	0- 0	1- 1				
0- 0	0- 0	0- 0	NEUTRAL	0- 0	0- 0	0- 0				
7- 4	0- 0	0- 0	CONFERENCE	0- 0	1- 0	6- 4				
5- 1	0- 0	0- 0	HOME	0- 0	1- 0	4- 1				
2- 3	0- 0	0- 0	AWAY	0- 0	0- 0	2- 3				
0- 0	0- 0	0- 0	NEUTRAL	0- 0	0- 0	0- 0				

RPI 1-25			RPI 26-50			RPI 51-100			RPI 101+ Team's RPI: 256		
RPI	S	Opponent	Score	RPI	S	Opponent	Score	RPI	S	Opponent	Score
								137	H	Radford	57 45
						59	A	West Virginia	38	88	
						100	A	North Carolina	77	93	
								181	H	Col. of Charleston	76 79
								221	A	Campbell	37 54
								221	H	Campbell	60 43
								223	A	Presbyterian	48 50
								223	H	Presbyterian	52 34
								233	H	Wofford	45 59
								237	A	UNC Asheville	47 56
								241	H	Liberty	72 81
								260	H	Ga. Southern	55 54
								281	A	Western Caro.	53 58
								288	A	High Point	74 68
								292	H	Gardner-Webb	64 57
								304	A	Lipscomb	67 52
								325	H	Winthrop	71 52
								336	A	Longwood	62 47
								340	H	South Carolina St.	67 62
LAST 12 Division I GAMES:											
221	H	Campbell	60 43	223	A	Presbyterian	48 50				
223	H	Presbyterian	52 34	325	H	Winthrop	71 52				
237	A	UNC Asheville	47 56	288	A	High Point	74 68				
336	A	Longwood	62 47	221	A	Campbell	37 54				
292	H	Gardner-Webb	64 57	241	H	Liberty	72 81				
137	H	Radford	57 45	281	A	Western Caro.	53 58				

Non-Div I Games: Southern Wesleyan 80 57 Montreat 79 50 Paine 75 67

Charleston So.

Average RPI Win:	201	WON-LOST	WINNING	LAST 10	STRENGTH OF	OPP. STRENGTH	TEAM	ADJ.	CONF.	ADJ CONF.
Average RPI Loss:	114	RECORD	PCT. RANK	GAMES	SCHEDULE	OF SCHEDULE	RPI	RPI	RPI	RPI
DIV. I ONLY	17- 6	45	7- 3	237	96	98	98	15	15	
DIV. I NON-CONF.	8- 3	67	0- 0	291	22	114	114	16	16	
TOTALS	RPI 1-25	RPI 26-50	W-L RECORDS	RPI 51-100	RPI 101-150	RPI 150+				
17- 6	0- 1	0- 0	OVERALL	1- 2	4- 0	12- 3				
8- 2	0- 0	0- 0	HOME	1- 0	1- 0	6- 2				
9- 2	0- 1	0- 0	AWAY	0- 0	3- 0	6- 1				
0- 2	0- 0	0- 0	NEUTRAL	0- 2	0- 0	0- 0				
8- 3	0- 1	0- 0	NON-CONFERENCE	0- 2	2- 0	6- 0				
5- 0	0- 0	0- 0	HOME	0- 0	1- 0	4- 0				
3- 1	0- 1	0- 0	AWAY	0- 0	1- 0	2- 0				
0- 2	0- 0	0- 0	NEUTRAL	0- 2	0- 0	0- 0				
9- 3	0- 0	0- 0	CONFERENCE	1- 0	2- 0	6- 3				
3- 2	0- 0	0- 0	HOME	1- 0	0- 0	2- 2				
6- 1	0- 0	0- 0	AWAY	0- 0	2- 0	4- 1				
0- 0	0- 0	0- 0	NEUTRAL	0- 0	0- 0	0- 0				

RPI	S	Opponent	Score	RPI	S	Opponent	Score	RPI	S	Opponent	Score	RPI	S	Opponent	Score
20	A	Miami (FL)	46 80					63	N	Utah	68 81	111	A	Southern Miss.	78 61
								82	H	Western Ky.	89 85	113	A	Duquesne	77 63
								85	N	Boise St.	65 68	136	H	East Carolina	79 64
												139	A	Old Dominion	86 75
												158	A	Pittsburgh	70 63
												163	A	Louisiana Tech	54 80
												176	H	UAB	81 88
												179	A	Rice	69 51
												179	H	Rice	52 55
												181	A	Col. of Charleston	62 49
												205	A	North Texas	78 63
												205	H	North Texas	66 49
												208	H	Wisconsin	63 48
												223	H	Presbyterian	71 63
												250	H	Marshall	93 77
												275	A	FIU	101 54
												285	H	Davidson	93 79
												334	A	Fla. Atlantic	72 66
												336	H	Longwood	66 41
LAST 12 Division I GAMES:															
176	H	UAB	81 88	111	A	Southern Miss.	78 61								
275	A	FIU	101 54	163	A	Louisiana Tech	54 80								
334	A	Fla. Atlantic	72 66	250	H	Marshall	93 77								
179	H	Rice	52 55	82	H	Western Ky.	89 85								
205	H	North Texas	66 49	179	A	Rice	69 51								
139	A	Old Dominion	86 75	205	A	North Texas	78 63								

Non-Div I Games:

Charlotte

## Chattanooga

Through Games Of Feb. 9, 2017

Average RPI Win:	215	WON-LOST	WINNING	LAST 10	STRENGTH OF	OPP. STRENGTH	TEAM	ADJ.	CONF.	ADJ CONF.
Average RPI Loss:	71	RECORD	PCT. RANK	GAMES	SCHEDULE	OF SCHEDULE	RPI	RPI	RPI	RPI
DIV. I ONLY	14- 9	116	9- 1	90	106	88	88	18	18	
DIV. I NON-CONF.	6- 8	203	1- 2	73	13	120	120	21	21	
TOTALS	RPI 1-25	RPI 26-50	W-L RECORDS	RPI 51-100	RPI 101-150	RPI 150+				
14- 9	0- 3	0- 2	OVERALL	0- 2	3- 1	11- 1				
6- 4	0- 1	0- 2	HOME	0- 1	2- 0	4- 0				
6- 4	0- 2	0- 0	AWAY	0- 1	1- 0	5- 1				
2- 1	0- 0	0- 0	NEUTRAL	0- 0	0- 1	2- 0				
6- 8	0- 3	0- 2	NON-CONFERENCE	0- 2	1- 1	5- 0				
1- 4	0- 1	0- 2	HOME	0- 1	1- 0	0- 0				
3- 3	0- 2	0- 0	AWAY	0- 1	0- 0	3- 0				
2- 1	0- 0	0- 0	NEUTRAL	0- 0	0- 1	2- 0				
8- 1	0- 0	0- 0	CONFERENCE	0- 0	2- 0	6- 1				
5- 0	0- 0	0- 0	HOME	0- 0	1- 0	4- 0				
3- 1	0- 0	0- 0	AWAY	0- 0	1- 0	2- 1				
0- 0	0- 0	0- 0	NEUTRAL	0- 0	0- 0	0- 0				

RPI 1-25				RPI 26-50				RPI 51-100 Team's RPI: 88				RPI 101+			
RPI	S	Opponent	Score	RPI	S	Opponent	Score	RPI	S	Opponent	Score	RPI	S	Opponent	Score
1	A	UConn	43 80	31	H	Green Bay	55 71	70	H	Florida	61 72	104	A	Mercer	74 56
2	H	Notre Dame	58 79	50	H	Indiana	76 79	90	A	FGCU	55 68	104	H	Mercer	70 50
12	A	Louisville	47 63									115	H	Stetson	66 55
												128	N	Maine	39 49
												189	H	ETSU	60 45
												196	A	Rutgers	66 53
												223	A	Presbyterian	56 48
												230	H	UNCG	58 55
												233	A	Wofford	71 61
												239	A	Samford	77 61
												239	H	Samford	51 45
												254	A	Furman	48 65
												265	N	Bowling Green	54 49
												267	A	UT Martin	80 60
												281	H	Western Caro.	67 46
												318	N	Lafayette	68 43
LAST 12 Division I GAMES:															
239	H	Samford	51 45	189	H	ETSU	60 45								
104	H	Mercer	70 50	104	A	Mercer	74 56								
254	A	Furman	48 65	239	A	Samford	77 61								
233	A	Wofford	71 61	223	A	Presbyterian	56 48								
230	H	UNCG	58 55	2	H	Notre Dame	58 79								
281	H	Western Caro.	67 46	90	A	FGCU	55 68								

Non-Div I Games:

Chattanooga

■ Loss, 
■ Non-Conf, S Site, 
■ Home 
■ Away 
N Neutral



Average RPI Win:	0	WON-LOST	WINNING	LAST 10	STRENGTH OF	OPP. STRENGTH	TEAM	ADJ.	CONF.	ADJ CONF.
Average RPI Loss:	195	RECORD	PCT. RANK	GAMES	SCHEDULE	OF SCHEDULE	RPI	RPI	RPI	RPI
DIV. I ONLY	0- 23	348	0- 10	108	340	329	329	29	29	
DIV. I NON-CONF.	0- 14	335	0- 3	70	318	313	313	30	30	
TOTALS	RPI 1-25	RPI 26-50	W-L RECORDS	RPI 51-100	RPI 101-150	RPI 150+				
0- 23	0- 1	0- 1	OVERALL	0- 2	0- 2	0- 17				
0- 10	0- 0	0- 0	HOME	0- 1	0- 1	0- 8				
0- 13	0- 1	0- 1	AWAY	0- 1	0- 1	0- 9				
0- 0	0- 0	0- 0	NEUTRAL	0- 0	0- 0	0- 0				
0- 14	0- 1	0- 1	NON-CONFERENCE	0- 2	0- 2	0- 8				
0- 6	0- 0	0- 0	HOME	0- 1	0- 1	0- 4				
0- 8	0- 1	0- 1	AWAY	0- 1	0- 1	0- 4				
0- 0	0- 0	0- 0	NEUTRAL	0- 0	0- 0	0- 0				
0- 9	0- 0	0- 0	CONFERENCE	0- 0	0- 0	0- 9				
0- 4	0- 0	0- 0	HOME	0- 0	0- 0	0- 4				
0- 5	0- 0	0- 0	AWAY	0- 0	0- 0	0- 5				
0- 0	0- 0	0- 0	NEUTRAL	0- 0	0- 0	0- 0				

RPI 1-25				RPI 26-50				RPI 51-100				RPI 101+ Team's RPI: 329			
RPI	S	Opponent	Score	RPI	S	Opponent	Score	RPI	S	Opponent	Score	RPI	S	Opponent	Score
22	A	Kansas St.	33 83	49	A	Northwestern	42 75	89	A	Northern Ill.	85 94	138	A	Ball St.	53 88
								92	H	Western Ill.	50 54	142	H	Wright St.	65 71
												153	A	Cincinnati	53 81
												162	H	Oakland	60 80
												174	A	Milwaukee	49 71
												175	H	Western Mich.	51 64
												190	A	Morehead St.	55 63
												195	A	New Mexico St.	63 100
												195	H	New Mexico St.	54 65
												224	A	Seattle U	53 82
												224	H	Seattle U	51 64
												225	A	Grand Canyon	39 57
												235	A	UTRGV	43 71
												235	H	UTRGV	46 57
												290	A	CSU Bakersfield	48 83
												315	H	NJIT	42 57
												316	A	Loyola Chicago	54 59
												317	H	Valparaiso	51 53
												331	H	Utah Valley	59 62
LAST 12 Division I GAMES:															
224	A	Seattle U	53 82	331	H	Utah Valley	59 62								
195	H	New Mexico St.	54 65	195	A	New Mexico St.	63 100								
225	A	Grand Canyon	39 57	235	A	UTRGV	43 71								
290	A	CSU Bakersfield	48 83	315	H	NJIT	42 57								
235	H	UTRGV	46 57	153	A	Cincinnati	53 81								
224	H	Seattle U	51 64	175	H	Western Mich.	51 64								

Non-Div I Games:

Chicago St.

■ Loss, 
 ■ Non-Conf, 
 ■ S Site, 
 ■ H Home 
 ■ A Away 
 N Neutral

Average RPI Win:	221	WON-LOST	WINNING	LAST 10	STRENGTH OF	OPP. STRENGTH	TEAM	ADJ.	CONF.	ADJ CONF.
Average RPI Loss:	89	RECORD	PCT. RANK	GAMES	SCHEDULE	OF SCHEDULE	RPI	RPI	RPI	RPI
DIV. I ONLY	13- 9	125	5- 5	180	95	153	153	5	5	
DIV. I NON-CONF.	8- 4	97	2- 0	326	238	216	216	5	5	
TOTALS	RPI 1-25	RPI 26-50	W-L RECORDS	RPI 51-100	RPI 101-150	RPI 150+				
13- 9	0- 1	0- 3	OVERALL	1- 1	3- 2	9- 2				
9- 5	0- 1	0- 1	HOME	1- 0	2- 1	6- 2				
4- 4	0- 0	0- 2	AWAY	0- 1	1- 1	3- 0				
0- 0	0- 0	0- 0	NEUTRAL	0- 0	0- 0	0- 0				
8- 4	0- 0	0- 1	NON-CONFERENCE	0- 0	0- 1	8- 2				
5- 3	0- 0	0- 0	HOME	0- 0	0- 1	5- 2				
3- 1	0- 0	0- 1	AWAY	0- 0	0- 0	3- 0				
0- 0	0- 0	0- 0	NEUTRAL	0- 0	0- 0	0- 0				
5- 5	0- 1	0- 2	CONFERENCE	1- 1	3- 1	1- 0				
4- 2	0- 1	0- 1	HOME	1- 0	2- 0	1- 0				
1- 3	0- 0	0- 1	AWAY	0- 1	1- 1	0- 0				
0- 0	0- 0	0- 0	NEUTRAL	0- 0	0- 0	0- 0				

RPI S Opponent	Score	RPI S Opponent	Score	RPI S Opponent	Score	RPI S Opponent	Score
1 H UConn	49 96	28 A South Fla.	52 72	94 A SMU	47 64	101 H Georgia	48 51
		30 A Ohio St.	38 80	94 H SMU	67 65	134 A UCF	44 64
		43 H Tulane	68 74			134 H UCF	63 57
						136 H East Carolina	74 64
						145 A Memphis	66 59
						171 H Houston	85 64
						172 H Xavier	61 72
						201 H Indiana St.	55 63
						216 A Miami (OH)	49 43
						255 H Howard	66 56
						258 H Tennessee Tech	60 38
						265 A Bowling Green	68 58
						279 A Southeast Mo. St.	83 75
						294 H Ark.-Pine Bluff	72 42
						303 H Eastern Ill.	78 64
						329 H Chicago St.	81 53
LAST 12 Division I GAMES:							
1 H UConn	49 96	145 A Memphis	66 59				
28 A South Fla.	52 72	171 H Houston	85 64				
43 H Tulane	68 74	134 H UCF	63 57				
134 A UCF	44 64	94 A SMU	47 64				
136 H East Carolina	74 64	329 H Chicago St.	81 53				
94 H SMU	67 65	303 H Eastern Ill.	78 64				

Non-Div I Games: Clarion 92 54

Cincinnati



Average RPI Win: 283				WON-LOST		WINNING		LAST 10		STRENGTH OF		OPP. STRENGTH		TEAM		ADJ.		CONF.		ADJ CONF.	
Average RPI Loss: 122				RECORD		PCT. RANK		GAMES		SCHEDULE		OF SCHEDULE		RPI		RPI		RPI		RPI	
DIV. I ONLY				11- 11		168		5- 5		238		226		191		191		20		20	
DIV. I NON-CONF.				4- 5		198		0- 0		179		198		162		162		20		20	
TOTALS				RPI 1-25		RPI 26-50		W-L RECORDS		RPI 51-100		RPI 101-150		RPI 150+							
11- 11				0- 0		0- 3		OVERALL		0- 2		0- 3		11- 3							
3- 4				0- 0		0- 1		HOME		0- 1		0- 0		3- 2							
7- 7				0- 0		0- 2		AWAY		0- 1		0- 3		7- 1							
1- 0				0- 0		0- 0		NEUTRAL		0- 0		0- 0		1- 0							
4- 5				0- 0		0- 1		NON-CONFERENCE		0- 2		0- 1		4- 1							
0- 2				0- 0		0- 0		HOME		0- 1		0- 0		0- 1							
3- 3				0- 0		0- 1		AWAY		0- 1		0- 1		3- 0							
1- 0				0- 0		0- 0		NEUTRAL		0- 0		0- 0		1- 0							
7- 6				0- 0		0- 2		CONFERENCE		0- 0		0- 2		7- 2							
3- 2				0- 0		0- 1		HOME		0- 0		0- 0		3- 1							
4- 4				0- 0		0- 1		AWAY		0- 0		0- 2		4- 1							
0- 0				0- 0		0- 0		NEUTRAL		0- 0		0- 0		0- 0							

RPI 1-25				RPI 26-50				RPI 51-100				RPI 101+				Team's RPI: 191	
RPI	S	Opponent	Score	RPI	S	Opponent	Score	RPI	S	Opponent	Score	RPI	S	Opponent	Score		
				30	A	Ohio St.	78 96	68	A	Bucknell	66 77	119	A	Navy	63 88		
				31	A	Green Bay	60 79	73	H	Toledo	59 92	142	A	Wright St.	63 84		
				31	H	Green Bay	51 65					144	A	Detroit	54 66		
												162	A	Oakland	74 62		
												174	H	Milwaukee	78 80		
												219	H	Niagara	49 67		
												236	N	Richmond	69 65		
												265	A	Bowling Green	64 56		
												270	A	Northern Ky.	58 54		
												273	A	Evansville	66 62		
												303	A	Eastern Ill.	66 56		
												313	A	Youngstown St.	67 92		
												313	H	Youngstown St.	71 68		
												317	A	Valparaiso	66 62		
												317	H	Valparaiso	71 60		
												326	A	Ill.-Chicago	63 59		
												326	H	Ill.-Chicago	77 59		
LAST 12 Division I GAMES:																	
				31	A	Green Bay	60 79	162	A	Oakland	74 62						
				317	A	Valparaiso	66 62	313	A	Youngstown St.	67 92						
				326	A	Ill.-Chicago	63 59	326	H	Ill.-Chicago	77 59						
				31	H	Green Bay	51 65	317	H	Valparaiso	71 60						
				174	H	Milwaukee	78 80	142	A	Wright St.	63 84						
				144	A	Detroit	54 66	270	A	Northern Ky.	58 54						

Non-Div I Games:	Notre Dame (OH)	51	66	Lake Erie	65	42
------------------	-----------------	----	----	-----------	----	----

Cleveland St.

■ Loss, ■ Non-Conf, S Site, H Home A Away N Neutral

Average RPI Win: 270		WON-LOST	WINNING	LAST 10	STRENGTH OF		OPP. STRENGTH	TEAM	ADJ.	CONF.	ADJ CONF.
Average RPI Loss: 175		RECORD	PCT. RANK	GAMES	SCHEDULE		OF SCHEDULE	RPI	RPI	RPI	RPI
DIV. I ONLY		8- 12	226	4- 6	287		282	263	263	21	21
DIV. I NON-CONF.		4- 4	165	0- 0	342		343	267	267	19	19
TOTALS		RPI 1-25	RPI 26-50		W-L RECORDS		RPI 51-100	RPI 101-150		RPI 150+	
8- 12		0- 0	0- 2		OVERALL		0- 2	0- 1		8- 7	
4- 4		0- 0	0- 1		HOME		0- 1	0- 0		4- 2	
3- 8		0- 0	0- 1		AWAY		0- 1	0- 1		3- 5	
1- 0		0- 0	0- 0		NEUTRAL		0- 0	0- 0		1- 0	
4- 4		0- 0	0- 0		NON-CONFERENCE		0- 0	0- 1		4- 3	
1- 1		0- 0	0- 0		HOME		0- 0	0- 0		1- 1	
2- 3		0- 0	0- 0		AWAY		0- 0	0- 1		2- 2	
1- 0		0- 0	0- 0		NEUTRAL		0- 0	0- 0		1- 0	
4- 8		0- 0	0- 2		CONFERENCE		0- 2	0- 0		4- 4	
3- 3		0- 0	0- 1		HOME		0- 1	0- 0		3- 1	
1- 5		0- 0	0- 1		AWAY		0- 1	0- 0		1- 3	
0- 0		0- 0	0- 0		NEUTRAL		0- 0	0- 0		0- 0	

RPI 1-25				RPI 26-50				RPI 51-100				RPI 101+				Team's RPI: 263	
RPI	S	Opponent	Score	RPI	S	Opponent	Score	RPI	S	Opponent	Score	RPI	S	Opponent	Score		
				39	A	Little Rock	47 79	84	A	UT Arlington	58 60	108	A	Clemson	57 64		
				39	H	Little Rock	66 74	84	H	UT Arlington	41 70	181	A	Col. of Charleston	79 72		
												184	H	Appalachian St.	60 55		
												193	A	Texas St.	62 83		
												193	H	Texas St.	64 48		
												212	H	Saint Francis (PA)	59 70		
												233	A	Wofford	62 67		
												250	A	Marshall	66 84		
												260	A	Ga. Southern	70 78		
												271	A	Georgia St.	73 67		
												271	H	Georgia St.	48 69		
												323	A	Fort Wayne	72 57		
												324	A	Arkansas St.	52 60		
												324	H	Arkansas St.	57 55		
												340	N	South Carolina St.	63 54		
												344	H	N.C. Central	66 50		
LAST 12 Division I GAMES:																	
				271	H	Georgia St.	48 69	260	A	Ga. Southern	70 78						
				39	A	Little Rock	47 79	184	H	Appalachian St.	60 55						
				324	A	Arkansas St.	52 60	324	H	Arkansas St.	57 55						
				193	H	Texas St.	64 48	39	H	Little Rock	66 74						
				84	H	UT Arlington	41 70	84	A	UT Arlington	58 60						
				271	A	Georgia St.	73 67	193	A	Texas St.	62 83						

Non-Div I Games: Pfeiffer

91 49

Catawba

58

63

Coastal Caro.

■ Loss, ■ Non-Conf, S Site, H Home A Away N Neutral

Average RPI Win:	<b>193</b>	WON-LOST	WINNING	LAST 10	STRENGTH OF	OPP. STRENGTH	TEAM	ADJ.	CONF.	ADJ CONF.
Average RPI Loss:	<b>116</b>	RECORD	PCT. RANK	GAMES	SCHEDULE	OF SCHEDULE	RPI	RPI	RPI	RPI
DIV. I ONLY	<b>8- 14</b>	<b>245</b>	<b>5- 5</b>	<b>91</b>	<b>109</b>	<b>181</b>	<b>181</b>	<b>8</b>	<b>8</b>	
DIV. I NON-CONF.	<b>3- 8</b>	<b>262</b>	<b>1- 0</b>	<b>161</b>	<b>115</b>	<b>211</b>	<b>211</b>	<b>8</b>	<b>8</b>	
TOTALS	RPI 1-25	RPI 26-50	W-L RECORDS	RPI 51-100	RPI 101-150	RPI 150+				
8- 14	0- 1	0- 3	OVERALL	1- 4	1- 1	6- 5				
5- 5	0- 0	0- 1	HOME	1- 2	1- 0	3- 2				
3- 9	0- 1	0- 2	AWAY	0- 2	0- 1	3- 3				
0- 0	0- 0	0- 0	NEUTRAL	0- 0	0- 0	0- 0				
3- 8	0- 1	0- 1	NON-CONFERENCE	0- 3	0- 0	3- 3				
0- 4	0- 0	0- 0	HOME	0- 2	0- 0	0- 2				
3- 4	0- 1	0- 1	AWAY	0- 1	0- 0	3- 1				
0- 0	0- 0	0- 0	NEUTRAL	0- 0	0- 0	0- 0				
5- 6	0- 0	0- 2	CONFERENCE	1- 1	1- 1	3- 2				
5- 1	0- 0	0- 1	HOME	1- 0	1- 0	3- 0				
0- 5	0- 0	0- 1	AWAY	0- 1	0- 1	0- 2				
0- 0	0- 0	0- 0	NEUTRAL	0- 0	0- 0	0- 0				

RPI 1-25				RPI 26-50				RPI 51-100				RPI 101+ Team's RPI: 181			
RPI	S	Opponent	Score	RPI	S	Opponent	Score	RPI	S	Opponent	Score	RPI	S	Opponent	Score
12	A	Louisville	58 <b>86</b>	29	A	Elon	57 <b>70</b>	52	H	Virginia Tech	61 <b>71</b>	118	A	Delaware	66 <b>71</b>
				29	H	Elon	56 <b>84</b>	72	A	Drexel	57 <b>70</b>	133	H	William & Mary	70 60
				34	A	North Carolina St.	47 <b>91</b>	72	H	Drexel	79 75	169	A	Towson	59 <b>61</b>
								82	A	Western Ky.	76 <b>89</b>	169	H	Towson	59 54
								98	H	Charlotte	49 <b>62</b>	171	A	Houston	63 <b>79</b>
												184	A	Appalachian St.	65 62
												187	H	Hofstra	71 55
												218	A	UNCW	61 <b>67</b>
												218	H	UNCW	76 37
												256	A	Charleston So.	79 76
												263	H	Coastal Caro.	72 <b>79</b>
												276	H	North Florida	47 <b>60</b>
												325	A	Winthrop	95 64
LAST 12 Division I GAMES:															
169	H	Towson	59 54	169	A	Towson	59 <b>61</b>								
72	H	Drexel	79 75	29	H	Elon	56 <b>84</b>								
218	A	UNCW	61 <b>67</b>	218	H	UNCW	76 37								
187	H	Hofstra	71 55	133	H	William & Mary	70 60								
118	A	Delaware	66 <b>71</b>	29	A	Elon	57 <b>70</b>								
72	A	Drexel	57 <b>70</b>	256	A	Charleston So.	79 76								

Non-Div I Games:

Col. of Charleston

■ Loss, 
 ■ Non-Conf, S Site, 
 ■ Home 
 ■ Away 
 N Neutral

Average RPI Win: <b>249</b>	WON-LOST	WINNING	LAST 10	STRENGTH OF	OPP. STRENGTH	TEAM	ADJ.	CONF.	ADJ CONF.
Average RPI Loss: <b>166</b>	RECORD	PCT. RANK	GAMES	SCHEDULE	OF SCHEDULE	RPI	RPI	RPI	RPI
DIV. I ONLY	8- 15	259	4- 6	190	278	232	232	23	23
DIV. I NON-CONF.	3- 8	262	0- 0	221	248	264	264	25	25
TOTALS	RPI 1-25	RPI 26-50	W-L RECORDS	RPI 51-100	RPI 101-150	RPI 150+			
8- 15	0- 0	0- 0	OVERALL	0- 4	1- 2	7- 9			
5- 4	0- 0	0- 0	HOME	0- 1	0- 1	5- 2			
3- 11	0- 0	0- 0	AWAY	0- 3	1- 1	2- 7			
0- 0	0- 0	0- 0	NEUTRAL	0- 0	0- 0	0- 0			
3- 8	0- 0	0- 0	NON-CONFERENCE	0- 3	0- 1	3- 4			
2- 1	0- 0	0- 0	HOME	0- 1	0- 0	2- 0			
1- 7	0- 0	0- 0	AWAY	0- 2	0- 1	1- 4			
0- 0	0- 0	0- 0	NEUTRAL	0- 0	0- 0	0- 0			
5- 7	0- 0	0- 0	CONFERENCE	0- 1	1- 1	4- 5			
3- 3	0- 0	0- 0	HOME	0- 0	0- 1	3- 2			
2- 4	0- 0	0- 0	AWAY	0- 1	1- 0	1- 3			
0- 0	0- 0	0- 0	NEUTRAL	0- 0	0- 0	0- 0			

RPI S	Opponent	Score	RPI S	Opponent	Score	RPI S	Opponent	Score	RPI S	Opponent	Score	Team's RPI: 232
						68	A Bucknell	56 79	119	A Navy	69 61	
						77	A Gonzaga	42 72	119	H Navy	67 80	
						91	H Cornell	57 70	143	A Columbia	67 75	
						96	A Purdue	51 71	161	A Brown	67 62	
									168	A Army West Point	47 57	
									168	H Army West Point	69 76	
									169	H Towson	76 71	
									170	A Providence	85 92	
									192	A American	57 68	
									192	H American	62 73	
									200	A Siena	63 71	
									222	A St. Bonaventure	57 70	
									244	A Loyola Maryland	77 87	
									266	H Boston U.	96 87	
									312	A Holy Cross	62 54	
									312	H Holy Cross	70 52	
									318	H Lafayette	76 69	
									332	H LIU Brooklyn	76 61	
									339	A UMass Lowell	77 82	
LAST 12 Division I GAMES:												
168	A Army West Point	47 57	68	A Bucknell	56 79							
119	A Navy	69 61	168	H Army West Point	69 76							
312	H Holy Cross	70 52	119	H Navy	67 80							
192	H American	62 73	312	A Holy Cross	62 54							
244	A Loyola Maryland	77 87	192	A American	57 68							
266	H Boston U.	96 87	318	H Lafayette	76 69							

Non-Div I Games:

Colgate

Colorado

Through Games Of Feb. 9, 2017

Average RPI Win:	172	WON-LOST	WINNING	LAST 10	STRENGTH OF	OPP. STRENGTH	TEAM	ADJ.	CONF.	ADJ CONF.
Average RPI Loss:	38	RECORD	PCT. RANK	GAMES	SCHEDULE	OF SCHEDULE	RPI	RPI	RPI	RPI
DIV. I ONLY	13- 10	138	3- 7	52	46	87	87	1	1	
DIV. I NON-CONF.	10- 1	16	0- 0	199	234	68	68	1	1	
TOTALS	RPI 1-25	RPI 26-50	W-L RECORDS	RPI 51-100	RPI 101-150	RPI 150+				
13- 10	1- 5	0- 2	OVERALL	4- 2	2- 1	6- 0				
10- 5	1- 3	0- 1	HOME	4- 0	1- 1	4- 0				
3- 5	0- 2	0- 1	AWAY	0- 2	1- 0	2- 0				
0- 0	0- 0	0- 0	NEUTRAL	0- 0	0- 0	0- 0				
10- 1	1- 0	0- 0	NON-CONFERENCE	2- 0	1- 1	6- 0				
7- 1	1- 0	0- 0	HOME	2- 0	0- 1	4- 0				
3- 0	0- 0	0- 0	AWAY	0- 0	1- 0	2- 0				
0- 0	0- 0	0- 0	NEUTRAL	0- 0	0- 0	0- 0				
3- 9	0- 5	0- 2	CONFERENCE	2- 2	1- 0	0- 0				
3- 4	0- 3	0- 1	HOME	2- 0	1- 0	0- 0				
0- 5	0- 2	0- 1	AWAY	0- 2	0- 0	0- 0				
0- 0	0- 0	0- 0	NEUTRAL	0- 0	0- 0	0- 0				

RPI 1-25				RPI 26-50				RPI 51-100 Team's RPI: 87				RPI 101+			
RPI	S	Opponent	Score	RPI	S	Opponent	Score	RPI	S	Opponent	Score	RPI	S	Opponent	Score
6	A	Oregon St.	57 81	38	A	Oregon	66 71	53	H	Washington St.	70 58	103	H	Wyoming	75 82
9	H	Washington	75 79	40	H	California	53 65	63	A	Utah	53 58	106	A	Northern Colo.	83 62
10	A	UCLA	74 87					63	H	Utah	54 49	124	H	Arizona	65 56
13	H	Stanford	70 84					69	H	Colorado St.	74 56	177	H	Idaho St.	85 56
16	H	Kentucky	79 69					75	A	Southern California	54 79	280	A	North Dakota St.	76 59
24	H	Arizona St.	52 71					94	H	SMU	67 50	282	A	Mississippi Val.	76 64
												310	H	Air Force	95 68
												322	H	St. Francis Brooklyn	81 54
												335	H	Southeastern La.	112 54
LAST 12 Division I GAMES:															
9	H	Washington	75 79	13	H	Stanford	70 84								
53	H	Washington St.	70 58	40	H	California	53 65								
63	A	Utah	53 58	24	H	Arizona St.	52 71								
63	H	Utah	54 49	124	H	Arizona	65 56								
6	A	Oregon St.	57 81	10	A	UCLA	74 87								
38	A	Oregon	66 71	75	A	Southern California	54 79								

Non-Div I Games:

Colorado

Loss, Non-Conf, S Site, H Home A Away N Neutral



Average RPI Win:	199	WON-LOST	WINNING	LAST 10	STRENGTH OF	OPP. STRENGTH	TEAM	ADJ.	CONF.	ADJ CONF.
Average RPI Loss:	97	RECORD	PCT. RANK	GAMES	SCHEDULE	OF SCHEDULE	RPI	RPI	RPI	RPI
DIV. I ONLY	16- 6	52	9- 1	178	105	69	69	13	13	
DIV. I NON-CONF.	6- 4	126	0- 0	245	84	136	136	15	15	
TOTALS	RPI 1-25	RPI 26-50	W-L RECORDS	RPI 51-100	RPI 101-150	RPI 150+				
16- 6	0- 2	0- 0	OVERALL	3- 2	1- 0	12- 2				
10- 1	0- 0	0- 0	HOME	1- 1	1- 0	8- 0				
6- 5	0- 1	0- 0	AWAY	2- 1	0- 0	4- 1				
0- 0	0- 0	0- 0	NEUTRAL	0- 0	0- 0	0- 0				
6- 4	0- 2	0- 0	NON-CONFERENCE	0- 1	1- 0	5- 1				
5- 0	0- 0	0- 0	HOME	0- 0	1- 0	4- 0				
1- 4	0- 2	0- 0	AWAY	0- 1	0- 0	1- 1				
0- 0	0- 0	0- 0	NEUTRAL	0- 0	0- 0	0- 0				
10- 2	0- 0	0- 0	CONFERENCE	3- 1	0- 0	7- 1				
5- 1	0- 0	0- 0	HOME	1- 1	0- 0	4- 0				
5- 1	0- 0	0- 0	AWAY	2- 0	0- 0	3- 1				
0- 0	0- 0	0- 0	NEUTRAL	0- 0	0- 0	0- 0				

RPI 1-25				RPI 26-50				RPI 51-100 Team's RPI: 69				RPI 101+			
RPI	S	Opponent	Score	RPI	S	Opponent	Score	RPI	S	Opponent	Score	RPI	S	Opponent	Score
9	A	Washington	68 101					85	A	Boise St.	60 53	106	H	Northern Colo.	58 47
17	A	Oklahoma	55 70					85	H	Boise St.	45 51	154	A	New Mexico	78 63
								86	A	UNLV	57 37	157	H	Fresno St.	73 56
								86	H	UNLV	44 41	167	H	Omaha	69 42
								87	A	Colorado	56 74	185	A	Utah St.	48 55
												185	H	Utah St.	74 43
												199	A	Nebraska	59 62
												202	A	San Jose St.	68 56
												202	H	San Jose St.	70 67
												224	H	Seattle U	66 62
												261	H	San Diego St.	60 43
												300	H	Denver	76 49
												310	A	Air Force	72 35
												327	A	Montana	63 49
												335	H	Southeastern La.	77 31
LAST 12 Division I GAMES:															
185	A	Utah St.	48 55	157	H	Fresno St.	73 56								
86	H	UNLV	44 41	154	A	New Mexico	78 63								
85	A	Boise St.	60 53	310	A	Air Force	72 35								
261	H	San Diego St.	60 43	202	H	San Jose St.	70 67								
202	A	San Jose St.	68 56	85	H	Boise St.	45 51								
185	H	Utah St.	74 43	86	A	UNLV	57 37								

Non-Div I Games: N.M. Highlands 96 31 Adams St. 76 29

Colorado St.

Loss, Non-Conf, S Site, H Home A Away N Neutral

Average RPI Win:	249	WON-LOST	WINNING	LAST 10	STRENGTH OF	OPP. STRENGTH	TEAM	ADJ.	CONF.	ADJ CONF.
Average RPI Loss:	138	RECORD	PCT. RANK	GAMES	SCHEDULE	OF SCHEDULE	RPI	RPI	RPI	RPI
DIV. I ONLY	12- 7	105	5- 5	262	268	143	143	9	9	
DIV. I NON-CONF.	10- 3	54	5- 1	334	331	163	163	9	9	
TOTALS	RPI 1-25	RPI 26-50	W-L RECORDS	RPI 51-100	RPI 101-150	RPI 150+				
12- 7	0- 0	0- 1	OVERALL	0- 2	1- 1	11- 3				
4- 2	0- 0	0- 0	HOME	0- 1	0- 0	4- 1				
8- 5	0- 0	0- 1	AWAY	0- 1	1- 1	7- 2				
0- 0	0- 0	0- 0	NEUTRAL	0- 0	0- 0	0- 0				
10- 3	0- 0	0- 0	NON-CONFERENCE	0- 0	0- 1	10- 2				
4- 1	0- 0	0- 0	HOME	0- 0	0- 0	4- 1				
6- 2	0- 0	0- 0	AWAY	0- 0	0- 1	6- 1				
0- 0	0- 0	0- 0	NEUTRAL	0- 0	0- 0	0- 0				
2- 4	0- 0	0- 1	CONFERENCE	0- 2	1- 0	1- 1				
0- 1	0- 0	0- 0	HOME	0- 1	0- 0	0- 0				
2- 3	0- 0	0- 1	AWAY	0- 1	1- 0	1- 1				
0- 0	0- 0	0- 0	NEUTRAL	0- 0	0- 0	0- 0				

RPI 1-25				RPI 26-50				RPI 51-100				RPI 101+				Team's RPI: 143	
RPI	S	Opponent	Score	RPI	S	Opponent	Score	RPI	S	Opponent	Score	RPI	S	Opponent	Score		
				36	A	Harvard	68 70					109	A	Long Beach St.	60 73		
								91	A	Cornell	70 77	150	A	Yale	72 68		
								91	H	Cornell	55 69	161	A	Brown	60 69		
												170	H	Providence	66 64		
												207	A	Binghamton	75 65		
												212	A	Saint Francis (PA)	84 77		
												213	A	Dartmouth	91 88		
												231	H	UMBC	56 67		
												232	H	Colgate	75 67		
												236	A	Richmond	65 58		
												244	A	Loyola Maryland	65 53		
												248	A	Stony Brook	53 55		
												315	A	NJIT	65 51		
												332	H	LIU Brooklyn	66 57		
												338	A	Cal St. Fullerton	61 46		
												339	H	UMass Lowell	76 57		
LAST 12 Division I GAMES:																	
				161	A	Brown	60 69					315	A	NJIT	65 51		
				150	A	Yale	72 68					109	A	Long Beach St.	60 73		
				36	A	Harvard	68 70					338	A	Cal St. Fullerton	61 46		
				213	A	Dartmouth	91 88					332	H	LIU Brooklyn	66 57		
				91	H	Cornell	55 69					207	A	Binghamton	75 65		
				91	A	Cornell	70 77					170	H	Providence	66 64		

Non-Div I Games:

Columbia

Average RPI Win: <b>309</b>	WON-LOST	WINNING	LAST 10	STRENGTH OF	OPP. STRENGTH	TEAM	ADJ.	CONF.	ADJ CONF.
Average RPI Loss: <b>162</b>	RECORD	PCT. RANK	GAMES	SCHEDULE	OF SCHEDULE	RPI	RPI	RPI	RPI
DIV. I ONLY	5- 17	306	5- 5	211	296	296	296	32	32
DIV. I NON-CONF.	0- 12	335	0- 2	54	95	294	294	31	31
TOTALS	RPI 1-25	RPI 26-50	W-L RECORDS	RPI 51-100	RPI 101-150	RPI 150+			
5- 17	0- 1	0- 1	OVERALL	0- 4	0- 2	5- 9			
3- 3	0- 0	0- 0	HOME	0- 0	0- 1	3- 2			
2- 13	0- 1	0- 1	AWAY	0- 4	0- 1	2- 6			
0- 1	0- 0	0- 0	NEUTRAL	0- 0	0- 0	0- 1			
0- 12	0- 1	0- 1	NON-CONFERENCE	0- 4	0- 2	0- 4			
0- 1	0- 0	0- 0	HOME	0- 0	0- 1	0- 0			
0- 10	0- 1	0- 1	AWAY	0- 4	0- 1	0- 3			
0- 1	0- 0	0- 0	NEUTRAL	0- 0	0- 0	0- 1			
5- 5	0- 0	0- 0	CONFERENCE	0- 0	0- 0	5- 5			
3- 2	0- 0	0- 0	HOME	0- 0	0- 0	3- 2			
2- 3	0- 0	0- 0	AWAY	0- 0	0- 0	2- 3			
0- 0	0- 0	0- 0	NEUTRAL	0- 0	0- 0	0- 0			

RPI 1-25				RPI 26-50				RPI 51-100				RPI 101+ Team's RPI: 296			
RPI	S	Opponent	Score	RPI	S	Opponent	Score	RPI	S	Opponent	Score	RPI	S	Opponent	Score
20	A	Miami (FL)	35 75	35	A	Syracuse	30 76	55	A	George Washington	46 77	105	H	SFA	57 72
								59	A	West Virginia	39 69	130	A	VCU	44 73
								74	A	Virginia	40 103	156	A	Hampton	54 78
								100	A	North Carolina	55 90	169	A	Towson	65 69
												189	N	ETSU	58 70
												231	A	UMBC	63 73
												240	A	UMES	55 49
												247	A	Bethune-Cookman	52 71
												255	A	Howard	58 66
												272	H	Norfolk St.	45 49
												278	H	N.C. A&T	65 57
												320	A	Mt. St. Mary's	48 54
												340	H	South Carolina St.	70 54
												341	A	Florida A&M	70 62
												344	H	N.C. Central	46 58
												347	H	Morgan St.	61 45
LAST 12 Division I GAMES:															
344	H	N.C. Central	46 58	278	H	N.C. A&T	65 57								
240	A	UMES	55 49	247	A	Bethune-Cookman	52 71								
156	A	Hampton	54 78	341	A	Florida A&M	70 62								
347	H	Morgan St.	61 45	340	H	South Carolina St.	70 54								
272	H	Norfolk St.	45 49	231	A	UMBC	63 73								
255	A	Howard	58 66	100	A	North Carolina	55 90								

Non-Div I Games:

Coppin St.

Average RPI Win:	215	WON-LOST	WINNING	LAST 10	STRENGTH OF	OPP. STRENGTH	TEAM	ADJ.	CONF.	ADJ CONF.
Average RPI Loss:	151	RECORD	PCT. RANK	GAMES	SCHEDULE	OF SCHEDULE	RPI	RPI	RPI	RPI
DIV. I ONLY	12- 7	105	6- 4	144	277	91	91	9	9	
DIV. I NON-CONF.	9- 4	85	4- 2	252	320	121	121	9	9	
TOTALS	RPI 1-25	RPI 26-50	W-L RECORDS	RPI 51-100	RPI 101-150	RPI 150+				
12- 7	0- 0	0- 1	OVERALL	1- 1	3- 0	8- 5				
5- 1	0- 0	0- 0	HOME	1- 1	1- 0	3- 0				
7- 6	0- 0	0- 1	AWAY	0- 0	2- 0	5- 5				
0- 0	0- 0	0- 0	NEUTRAL	0- 0	0- 0	0- 0				
9- 4	0- 0	0- 0	NON-CONFERENCE	1- 1	0- 0	8- 3				
4- 1	0- 0	0- 0	HOME	1- 1	0- 0	3- 0				
5- 3	0- 0	0- 0	AWAY	0- 0	0- 0	5- 3				
0- 0	0- 0	0- 0	NEUTRAL	0- 0	0- 0	0- 0				
3- 3	0- 0	0- 1	CONFERENCE	0- 0	3- 0	0- 2				
1- 0	0- 0	0- 0	HOME	0- 0	1- 0	0- 0				
2- 3	0- 0	0- 1	AWAY	0- 0	2- 0	0- 2				
0- 0	0- 0	0- 0	NEUTRAL	0- 0	0- 0	0- 0				

RPI S	Opponent	Score	RPI S	Opponent	Score	RPI S	Opponent	Score	RPI S	Opponent	Score
			36 A	Harvard	59 62	72 H	Drexel	53 63	143 A	Columbia	69 55
						93 H	New Hampshire	61 56	143 H	Columbia	77 70
									150 A	Yale	76 63
									158 A	Pittsburgh	44 56
									161 A	Brown	67 72
									169 A	Towson	63 68
									207 A	Binghamton	54 51
									212 A	Saint Francis (PA)	78 72
									213 A	Dartmouth	74 84
									232 A	Colgate	70 57
									244 H	Loyola Maryland	58 50
									246 H	Canisius	60 43
									248 A	Stony Brook	65 66
									255 H	Howard	67 55
									313 A	Youngstown St.	80 75
									345 A	Delaware St.	72 51
LAST 12 Division I GAMES:											
150 A	Yale	76 63	345 A	Delaware St.	72 51						
161 A	Brown	67 72	207 A	Binghamton	54 51						
213 A	Dartmouth	74 84	248 A	Stony Brook	65 66						
36 A	Harvard	59 62	246 H	Canisius	60 43						
143 A	Columbia	69 55	313 A	Youngstown St.	80 75						
143 H	Columbia	77 70	72 H	Drexel	53 63						

Non-Div I Games:

Cornell

Creighton

Through Games Of Feb. 9, 2017

Average RPI Win:	115	WON-LOST	WINNING	LAST 10	STRENGTH OF	OPP. STRENGTH	TEAM	ADJ.	CONF.	ADJ CONF.
Average RPI Loss:	59	RECORD	PCT. RANK	GAMES	SCHEDULE	OF SCHEDULE	RPI	RPI	RPI	RPI
DIV. I ONLY	17- 6	45	8- 2	42	37	21	21	7	7	
DIV. I NON-CONF.	6- 4	126	0- 0	74	28	72	72	7	7	
TOTALS	RPI 1-25	RPI 26-50	W-L RECORDS	RPI 51-100	RPI 101-150	RPI 150+				
17- 6	0- 2	5- 2	OVERALL	4- 1	1- 0	7- 1				
9- 1	0- 1	3- 0	HOME	1- 0	1- 0	4- 0				
7- 4	0- 1	2- 1	AWAY	2- 1	0- 0	3- 1				
1- 1	0- 0	0- 1	NEUTRAL	1- 0	0- 0	0- 0				
6- 4	0- 0	1- 2	NON-CONFERENCE	1- 1	1- 0	3- 1				
4- 0	0- 0	1- 0	HOME	0- 0	1- 0	2- 0				
1- 3	0- 0	0- 1	AWAY	0- 1	0- 0	1- 1				
1- 1	0- 0	0- 1	NEUTRAL	1- 0	0- 0	0- 0				
11- 2	0- 2	4- 0	CONFERENCE	3- 0	0- 0	4- 0				
5- 1	0- 1	2- 0	HOME	1- 0	0- 0	2- 0				
6- 1	0- 1	2- 0	AWAY	2- 0	0- 0	2- 0				
0- 0	0- 0	0- 0	NEUTRAL	0- 0	0- 0	0- 0				

RPI S Opponent	Score	RPI S Opponent	Score	RPI S Opponent	Score	RPI S Opponent	Score
15 A DePaul	65 79	32 H Drake	80 77	54 A UNI	49 50	146 H Kansas	69 49
15 H DePaul	56 60	33 N Missouri	63 72	58 N Dayton	56 53	167 H Omaha	82 45
		37 A South Dakota St.	56 63	61 A St. John's (NY)	55 43	170 A Providence	58 51
		42 A Marquette	83 63	66 A Villanova	47 44	172 H Xavier	63 52
		42 H Marquette	80 77	66 H Villanova	60 46	186 A Seton Hall	70 60
		47 A Georgetown	67 59			197 A Wichita St.	54 62
		47 H Georgetown	70 68			199 H Nebraska	80 64
						228 A Marist	72 50
						234 H Butler	67 52
LAST 12 Division I GAMES:							
47 A Georgetown	67 59	170 A Providence	58 51				
66 A Villanova	47 44	66 H Villanova	60 46				
42 H Marquette	80 77	47 H Georgetown	70 68				
15 H DePaul	56 60	15 A DePaul	65 79				
186 A Seton Hall	70 60	42 A Marquette	83 63				
61 A St. John's (NY)	55 43	172 H Xavier	63 52				

Non-Div I Games:

Creighton

Loss, Non-Conf, S Site, H Home A Away N Neutral

Average RPI Win:	236	WON-LOST	WINNING	LAST 10	STRENGTH OF	OPP. STRENGTH	TEAM	ADJ.	CONF.	ADJ CONF.
Average RPI Loss:	140	RECORD	PCT. RANK	GAMES	SCHEDULE	OF SCHEDULE	RPI	RPI	RPI	RPI
DIV. I ONLY	6- 13	277	3- 7	105	234	213	213	9	9	
DIV. I NON-CONF.	5- 8	218	2- 4	226	301	231	231	9	9	
TOTALS	RPI 1-25	RPI 26-50	W-L RECORDS	RPI 51-100	RPI 101-150	RPI 150+				
6- 13	0- 0	0- 2	OVERALL	1- 1	1- 5	4- 5				
4- 4	0- 0	0- 1	HOME	1- 0	1- 1	2- 2				
2- 9	0- 0	0- 1	AWAY	0- 1	0- 4	2- 3				
0- 0	0- 0	0- 0	NEUTRAL	0- 0	0- 0	0- 0				
5- 8	0- 0	0- 0	NON-CONFERENCE	0- 1	1- 3	4- 4				
3- 2	0- 0	0- 0	HOME	0- 0	1- 0	2- 2				
2- 6	0- 0	0- 0	AWAY	0- 1	0- 3	2- 2				
0- 0	0- 0	0- 0	NEUTRAL	0- 0	0- 0	0- 0				
1- 5	0- 0	0- 2	CONFERENCE	1- 0	0- 2	0- 1				
1- 2	0- 0	0- 1	HOME	1- 0	0- 1	0- 0				
0- 3	0- 0	0- 1	AWAY	0- 0	0- 1	0- 1				
0- 0	0- 0	0- 0	NEUTRAL	0- 0	0- 0	0- 0				

RPI 1-25				RPI 26-50				RPI 51-100				RPI 101+				Team's RPI: 213	
RPI	S	Opponent	Score	RPI	S	Opponent	Score	RPI	S	Opponent	Score	RPI	S	Opponent	Score		
				36	A	Harvard	65 70	91	H	Cornell	84 74	120	A	Penn	38 68		
				36	H	Harvard	61 70	93	A	New Hampshire	47 64	128	A	Maine	55 60		
												133	A	William & Mary	50 63		
												139	A	Old Dominion	56 82		
												140	H	Albany (NY)	69 61		
												143	H	Columbia	88 91		
												159	A	Boston College	53 65		
												168	H	Army West Point	60 68		
												173	A	Princeton	55 85		
												228	H	Marist	61 66		
												266	A	Boston U.	61 49		
												268	A	Vermont	54 59		
												299	A	Rhode Island	62 52		
												306	H	Central Conn. St.	61 51		
												312	H	Holy Cross	53 49		
LAST 12 Division I GAMES:																	
				120	A	Penn	38 68	93	A	New Hampshire	47 64						
				173	A	Princeton	55 85	140	H	Albany (NY)	69 61						
				91	H	Cornell	84 74	159	A	Boston College	53 65						
				143	H	Columbia	88 91	299	A	Rhode Island	62 52						
				36	H	Harvard	61 70	228	H	Marist	61 66						
				36	A	Harvard	65 70	128	A	Maine	55 60						

Non-Div I Games:

Dartmouth

■ Loss, 
 ■ Non-Conf, 
 ■ S Site, 
 ■ H Home 
 ■ A Away 
 N Neutral

Average RPI Win:	251	WON-LOST	WINNING	LAST 10	STRENGTH OF	OPP. STRENGTH	TEAM	ADJ.	CONF.	ADJ CONF.
Average RPI Loss:	145	RECORD	PCT. RANK	GAMES	SCHEDULE	OF SCHEDULE	RPI	RPI	RPI	RPI
DIV. I ONLY	4- 20	322	2- 8	85	252	285	285	12	12	
DIV. I NON-CONF.	2- 10	305	0- 0	60	313	281	281	13	13	
TOTALS	RPI 1-25	RPI 26-50	W-L RECORDS	RPI 51-100	RPI 101-150	RPI 150+				
4- 20	0- 0	0- 0	OVERALL	0- 5	0- 6	4- 9				
3- 9	0- 0	0- 0	HOME	0- 1	0- 4	3- 4				
1- 9	0- 0	0- 0	AWAY	0- 3	0- 2	1- 4				
0- 2	0- 0	0- 0	NEUTRAL	0- 1	0- 0	0- 1				
2- 10	0- 0	0- 0	NON-CONFERENCE	0- 3	0- 3	2- 4				
2- 4	0- 0	0- 0	HOME	0- 0	0- 3	2- 1				
0- 4	0- 0	0- 0	AWAY	0- 2	0- 0	0- 2				
0- 2	0- 0	0- 0	NEUTRAL	0- 1	0- 0	0- 1				
2- 10	0- 0	0- 0	CONFERENCE	0- 2	0- 3	2- 5				
1- 5	0- 0	0- 0	HOME	0- 1	0- 1	1- 3				
1- 5	0- 0	0- 0	AWAY	0- 1	0- 2	1- 2				
0- 0	0- 0	0- 0	NEUTRAL	0- 0	0- 0	0- 0				

RPI S	Opponent	Score	RPI S	Opponent	Score	RPI S	Opponent	Score	RPI S	Opponent	Score	Team's RPI: 285
						51	A Michigan St.	34 70	104	H Mercer	60 67	
						55	A George Washington	62 76	112	A Fordham	72 85	
						58	H Dayton	52 68	113	A Duquesne	51 73	
						73	N Toledo	41 76	117	H Saint Louis	69 106	
						98	A Charlotte	79 93	134	H UCF	38 57	
									137	H Radford	40 44	
									164	H La Salle	58 65	
									165	A George Mason	55 59	
									165	H George Mason	58 54	
									175	A Western Mich.	63 76	
									177	N Idaho St.	58 70	
									189	A ETSU	56 76	
									218	H UNCW	58 67	
									222	A St. Bonaventure	51 70	
									236	H Richmond	52 61	
									254	H Furman	71 61	
									288	H High Point	82 72	
									297	A Massachusetts	63 59	
									297	H Massachusetts	60 61	
LAST 12 Division I GAMES:												
165	A	George Mason	55	59	165	H	George Mason	58	54			
297	A	Massachusetts	63	59	55	A	George Washington	62	76			
58	H	Dayton	52	68	297	H	Massachusetts	60	61			
236	H	Richmond	52	61	113	A	Duquesne	51	73			
222	A	St. Bonaventure	51	70	112	A	Fordham	72	85			
164	H	La Salle	58	65	117	H	Saint Louis	69	106			

Non-Div I Games:

Davidson

■ Loss, 
 ■ Non-Conf, 
 S Site, 
 ■ Home 
 ■ Away 
 N Neutral

Average RPI Win:	186	WON-LOST	WINNING	LAST 10	STRENGTH OF	OPP. STRENGTH	TEAM	ADJ.	CONF.	ADJ CONF.
Average RPI Loss:	61	RECORD	PCT. RANK	GAMES	SCHEDULE	OF SCHEDULE	RPI	RPI	RPI	RPI
DIV. I ONLY	17- 7	65	10- 0	115	80	58	58	12	12	
DIV. I NON-CONF.	6- 6	165	0- 1	56	12	87	87	13	13	
TOTALS	RPI 1-25	RPI 26-50	W-L RECORDS	RPI 51-100	RPI 101-150	RPI 150+				
17- 7	1- 2	0- 2	OVERALL	1- 2	5- 0	10- 1				
6- 3	0- 0	0- 1	HOME	1- 1	1- 0	4- 1				
8- 2	0- 1	0- 0	AWAY	0- 1	3- 0	5- 0				
3- 2	1- 1	0- 1	NEUTRAL	0- 0	1- 0	1- 0				
6- 6	1- 2	0- 2	NON-CONFERENCE	0- 2	1- 0	4- 0				
1- 2	0- 0	0- 1	HOME	0- 1	0- 0	1- 0				
2- 2	0- 1	0- 0	AWAY	0- 1	0- 0	2- 0				
3- 2	1- 1	0- 1	NEUTRAL	0- 0	1- 0	1- 0				
11- 1	0- 0	0- 0	CONFERENCE	1- 0	4- 0	6- 1				
5- 1	0- 0	0- 0	HOME	1- 0	1- 0	3- 1				
6- 0	0- 0	0- 0	AWAY	0- 0	3- 0	3- 0				
0- 0	0- 0	0- 0	NEUTRAL	0- 0	0- 0	0- 0				

RPI 1-25				RPI 26-50				RPI 51-100				Team's RPI: 58				RPI 101+			
RPI	S	Opponent	Score	RPI	S	Opponent	Score	RPI	S	Opponent	Score	RPI	S	Opponent	Score	RPI	S	Opponent	Score
1	A	UConn	65 98	46	N	Georgia Tech	68 81	55	H	George Washington	50 48	113	A	Duquesne	75 64				
18	N	Texas A&M	74 57	48	H	Quinnipiac	60 63	73	H	Toledo	72 76	116	H	Saint Joseph's	64 59				
21	N	Creighton	53 56					74	A	Virginia	56 66	117	A	Saint Louis	78 67				
												130	A	VCU	68 48				
												139	N	Old Dominion	77 69				
												164	H	La Salle	51 54				
												165	A	George Mason	60 48				
												173	A	Princeton	62 56				
												208	A	Wisconsin	83 64				
												222	A	St. Bonaventure	62 60				
												236	H	Richmond	55 39				
												241	N	Liberty	82 53				
												285	A	Davidson	68 52				
												297	H	Massachusetts	77 65				
												299	H	Rhode Island	81 51				
												347	H	Morgan St.	61 42				
LAST 12 Division I GAMES:																			
236	H	Richmond	55 39	117	A	Saint Louis	78 67												
130	A	VCU	68 48	113	A	Duquesne	75 64												
285	A	Davidson	68 52	55	H	George Washington	50 48												
299	H	Rhode Island	81 51	222	A	St. Bonaventure	62 60												
165	A	George Mason	60 48	297	H	Massachusetts	77 65												
116	H	Saint Joseph's	64 59	74	A	Virginia	56 66												

Non-Div I Games:

Dayton

■ Loss, 
 ■ Non-Conf, S Site, 
 ■ Home 
 ■ Away 
 N Neutral



Average RPI Win: <b>139</b>	WON-LOST	WINNING	LAST 10	STRENGTH OF	OPP. STRENGTH	TEAM	ADJ.	CONF.	ADJ CONF.
Average RPI Loss: <b>16</b>	RECORD	PCT. RANK	GAMES	SCHEDULE	OF SCHEDULE	RPI	RPI	RPI	RPI
DIV. I ONLY	20- 5	21	9- 1	30	45	15	15	7	7
DIV. I NON-CONF.	8- 4	97	0- 0	15	18	30	30	7	7
TOTALS	RPI 1-25	RPI 26-50	W-L RECORDS	RPI 51-100	RPI 101-150	RPI 150+			
20- 5	2- 3	3- 2	OVERALL	4- 0	0- 0	11- 0			
11- 2	1- 1	1- 1	HOME	1- 0	0- 0	8- 0			
7- 2	1- 1	1- 1	AWAY	2- 0	0- 0	3- 0			
2- 1	0- 1	1- 0	NEUTRAL	1- 0	0- 0	0- 0			
8- 4	0- 3	2- 1	NON-CONFERENCE	1- 0	0- 0	5- 0			
5- 1	0- 1	1- 0	HOME	0- 0	0- 0	4- 0			
1- 2	0- 1	0- 1	AWAY	0- 0	0- 0	1- 0			
2- 1	0- 1	1- 0	NEUTRAL	1- 0	0- 0	0- 0			
12- 1	2- 0	1- 1	CONFERENCE	3- 0	0- 0	6- 0			
6- 1	1- 0	0- 1	HOME	1- 0	0- 0	4- 0			
6- 0	1- 0	1- 0	AWAY	2- 0	0- 0	2- 0			
0- 0	0- 0	0- 0	NEUTRAL	0- 0	0- 0	0- 0			

RPI 1-25				RPI 26-50				RPI 51-100				RPI 101+			
RPI	S	Opponent	Score	RPI	S	Opponent	Score	RPI	S	Opponent	Score	RPI	S	Opponent	Score
1	A	UConn	46 91	26	A	Temple	74 84	61	A	St. John's (NY)	78 66	170	A	Providence	64 55
2	H	Notre Dame	61 75	35	N	Syracuse	108 84	61	H	St. John's (NY)	54 51	170	H	Providence	61 56
8	N	Baylor	72 104	42	H	Marquette	101 102	66	A	Villanova	80 50	172	H	Xavier	85 69
21	A	Creighton	60 56	47	A	Georgetown	76 53	82	N	Western Ky.	77 69	176	H	UAB	90 80
21	H	Creighton	79 65	49	H	Northwestern	89 66					184	H	Appalachian St.	99 58

Non-Div I Games:

DePaul

Average RPI Win:	192	WON-LOST	WINNING	LAST 10	STRENGTH OF	OPP. STRENGTH	TEAM	ADJ.	CONF.	ADJ CONF.
Average RPI Loss:	95	RECORD	PCT. RANK	GAMES	SCHEDULE	OF SCHEDULE	RPI	RPI	RPI	RPI
DIV. I ONLY	13- 9	125	7- 3	77	146	118	118	8	8	
DIV. I NON-CONF.	6- 5	148	0- 1	89	262	156	156	8	8	
TOTALS	RPI 1-25	RPI 26-50	W-L RECORDS	RPI 51-100	RPI 101-150	RPI 150+				
13- 9	0- 0	0- 3	OVERALL	0- 2	1- 2	12- 2				
7- 6	0- 0	0- 2	HOME	0- 1	0- 1	7- 2				
6- 1	0- 0	0- 1	AWAY	0- 0	1- 0	5- 0				
0- 2	0- 0	0- 0	NEUTRAL	0- 1	0- 1	0- 0				
6- 5	0- 0	0- 1	NON-CONFERENCE	0- 1	0- 1	6- 2				
4- 3	0- 0	0- 1	HOME	0- 0	0- 0	4- 2				
2- 0	0- 0	0- 0	AWAY	0- 0	0- 0	2- 0				
0- 2	0- 0	0- 0	NEUTRAL	0- 1	0- 1	0- 0				
7- 4	0- 0	0- 2	CONFERENCE	0- 1	1- 1	6- 0				
3- 3	0- 0	0- 1	HOME	0- 1	0- 1	3- 0				
4- 1	0- 0	0- 1	AWAY	0- 0	1- 0	3- 0				
0- 0	0- 0	0- 0	NEUTRAL	0- 0	0- 0	0- 0				

RPI S	Opponent	Score	RPI S	Opponent	Score	RPI S	Opponent	Score	RPI S	Opponent	Score	Team's RPI: 118
29	A Elon	42 69	41	H James Madison	51 66	51	N Michigan St.	64 81	133	A William & Mary	68 54	
47	H Georgetown	46 54				72	H Drexel	44 54	133	H William & Mary	49 60	
									144	N Detroit	64 66	
									165	H George Mason	67 51	
									166	H Hartford	66 67	
									168	H Army West Point	47 61	
									169	A Towson	73 67	
									173	H Princeton	66 62	
									181	H Col. of Charleston	71 66	
									183	H Northeastern	65 53	
									187	A Hofstra	73 56	
									192	A American	56 55	
									214	H Robert Morris	67 65	
									218	A UNCW	63 52	
									218	H UNCW	57 40	
									222	H St. Bonaventure	43 40	
									244	A Loyola Maryland	47 45	
LAST 12 Division I GAMES:												
72	H Drexel	44 54	187	A Hofstra	73 56							
218	H UNCW	57 40	41	H James Madison	51 66							
169	A Towson	73 67	29	A Elon	42 69							
133	A William & Mary	68 54	218	A UNCW	63 52							
181	H Col. of Charleston	71 66	133	H William & Mary	49 60							
183	H Northeastern	65 53	166	H Hartford	66 67							

Non-Div I Games:

Delaware

■ Loss, 
■ Non-Conf, 
■ S Site, 
■ H Home 
■ A Away 
N Neutral

Schedule 50:				Through Games Of Feb. 9, 1917.						
Average RPI Win:	342	WON-LOST	WINNING	LAST 10	STRENGTH OF	OPP. STRENGTH	TEAM	ADJ.	CONF.	ADJ CONF.
Average RPI Loss:	217	RECORD	PCT. RANK	GAMES	SCHEDULE	OF SCHEDULE	RPI	RPI	RPI	RPI
DIV. I ONLY	3- 21	335	2- 8	335	327	345	345	32	32	
DIV. I NON-CONF.	1- 12	332	0- 1	258	243	329	329	31	31	
TOTALS	RPI 1-25	RPI 26-50	W-L RECORDS	RPI 51-100	RPI 101-150	RPI 150+				
3- 21	0- 0	0- 0	OVERALL	0- 4	0- 2	3- 15				
1- 7	0- 0	0- 0	HOME	0- 1	0- 1	1- 5				
2- 14	0- 0	0- 0	AWAY	0- 3	0- 1	2- 10				
0- 0	0- 0	0- 0	NEUTRAL	0- 0	0- 0	0- 0				
1- 12	0- 0	0- 0	NON-CONFERENCE	0- 4	0- 2	1- 6				
0- 3	0- 0	0- 0	HOME	0- 1	0- 1	0- 1				
1- 9	0- 0	0- 0	AWAY	0- 3	0- 1	1- 5				
0- 0	0- 0	0- 0	NEUTRAL	0- 0	0- 0	0- 0				
2- 9	0- 0	0- 0	CONFERENCE	0- 0	0- 0	2- 9				
1- 4	0- 0	0- 0	HOME	0- 0	0- 0	1- 4				
1- 5	0- 0	0- 0	AWAY	0- 0	0- 0	1- 5				
0- 0	0- 0	0- 0	NEUTRAL	0- 0	0- 0	0- 0				

RPI 1-25				RPI 26-50				RPI 51-100				RPI 101+				Team's RPI: 345	
RPI	S	Opponent	Score	RPI	S	Opponent	Score	RPI	S	Opponent	Score	RPI	S	Opponent	Score		
								52	A	Virginia Tech	48 88	133	A	William & Mary	48 82		
								71	A	Iowa St.	57 88	144	H	Detroit	71 90		
								72	A	Drexel	44 69	156	H	Hampton	52 83		
								91	H	Cornell	51 72	164	A	La Salle	38 78		
												172	A	Xavier	53 86		
												187	A	Hofstra	44 64		
												247	A	Bethune-Cookman	58 72		
												262	A	Savannah St.	57 64		
												272	H	Norfolk St.	74 82		
												278	A	N.C. A&T	44 83		
												278	H	N.C. A&T	60 68		
												305	A	Lehigh	80 91		
												315	H	NJIT	43 57		
												336	A	Longwood	77 88		
												340	A	South Carolina St.	72 70		
												341	A	Florida A&M	61 69		
												341	H	Florida A&M	56 65		
												343	A	Wagner	61 49		
												344	A	N.C. Central	63 68		
												344	H	N.C. Central	55 51		
LAST 12 Division I GAMES:																	
				341	A	Florida A&M	61 69	340	A	South Carolina St.	72 70						
				247	A	Bethune-Cookman	58 72	272	H	Norfolk St.	74 82						
				278	H	N.C. A&T	60 68	156	H	Hampton	52 83						
				344	H	N.C. Central	55 51	344	A	N.C. Central	63 68						
				341	H	Florida A&M	56 65	278	A	N.C. A&T	44 83						
				262	A	Savannah St.	57 64	91	H	Cornell	51 72						

Non-Div I Games:

Delaware St.

Loss, Non-Conf, S Site, H Home A Away N Neutral

Average RPI Win: <b>289</b>	WON-LOST	WINNING	LAST 10	STRENGTH OF	OPP. STRENGTH	TEAM	ADJ.	CONF.	ADJ CONF.
Average RPI Loss: <b>146</b>	RECORD	PCT. RANK	GAMES	SCHEDULE	OF SCHEDULE	RPI	RPI	RPI	RPI
DIV. I ONLY	6- 18	298	3- 7	221	228	300	300	11	11
DIV. I NON-CONF.	3- 10	280	0- 1	288	306	334	334	10	10
TOTALS	RPI 1-25	RPI 26-50	W-L RECORDS	RPI 51-100	RPI 101-150	RPI 150+			
6- 18	0- 0	0- 1	OVERALL	0- 7	1- 2	5- 8			
4- 7	0- 0	0- 1	HOME	0- 2	0- 0	4- 4			
2- 10	0- 0	0- 0	AWAY	0- 2	1- 1	1- 1			
0- 1	0- 0	0- 0	NEUTRAL	0- 1	0- 0	0- 0			
3- 10	0- 0	0- 0	NON-CONFERENCE	0- 2	0- 2	3- 6			
3- 2	0- 0	0- 0	HOME	0- 0	0- 0	3- 2			
0- 7	0- 0	0- 0	AWAY	0- 1	0- 2	0- 4			
0- 1	0- 0	0- 0	NEUTRAL	0- 1	0- 0	0- 0			
3- 8	0- 0	0- 1	CONFERENCE	0- 5	1- 0	2- 2			
1- 5	0- 0	0- 1	HOME	0- 2	0- 0	1- 2			
2- 3	0- 0	0- 0	AWAY	0- 3	1- 0	1- 0			
0- 0	0- 0	0- 0	NEUTRAL	0- 0	0- 0	0- 0			

RPI S	Opponent	Score	RPI S	Opponent	Score	RPI S	Opponent	Score	RPI S	Opponent	Score	Team's RPI: 300
			37 H	South Dakota St.	63 72	54 N	UNI	68 79	103 A	Wyoming	49 59	
						67 A	South Dakota	64 70	106 A	Northern Colo.	48 68	
						67 H	South Dakota	44 53	132 A	Oral Roberts	47 45	
						69 A	Colorado St.	49 76	167 H	Omaha	73 82	
						80 A	IUPUI	49 71	177 A	Idaho St.	64 65	
						80 H	IUPUI	45 67	183 H	Northeastern	69 72	
						92 A	Western Ill.	62 87	224 H	Seattle U	72 75	
									225 A	Grand Canyon	70 73	
									280 H	North Dakota St.	80 86	
									291 A	Northern Ariz.	67 82	
									307 H	Pepperdine	75 67	
									310 H	Air Force	65 52	
									323 A	Fort Wayne	78 72	
									323 H	Fort Wayne	78 50	
									331 A	Utah Valley	58 72	
									338 H	Cal St. Fullerton	77 58	
LAST 12 Division I GAMES:												
			80 H	IUPUI	45 67	80 A	IUPUI	49 71				
			323 H	Fort Wayne	78 50	323 A	Fort Wayne	78 72				
			67 H	South Dakota	44 53	92 A	Western Ill.	62 87				
			132 A	Oral Roberts	47 45	280 H	North Dakota St.	80 86				
			167 H	Omaha	73 82	67 A	South Dakota	64 70				
			37 H	South Dakota St.	63 72	183 H	Northeastern	69 72				

Non-Div I Games:

Denver

Average RPI Win: <b>223</b>	WON-LOST	WINNING	LAST 10	STRENGTH OF	OPP. STRENGTH	TEAM	ADJ.	CONF.	ADJ CONF.
Average RPI Loss: <b>137</b>	RECORD	PCT. RANK	GAMES	SCHEDULE	OF SCHEDULE	RPI	RPI	RPI	RPI
DIV. I ONLY	<b>13- 10</b>	<b>138</b>	<b>7- 3</b>	<b>192</b>	<b>186</b>	<b>144</b>	<b>144</b>	<b>20</b>	<b>20</b>
DIV. I NON-CONF.	<b>4- 7</b>	<b>224</b>	<b>0- 0</b>	<b>259</b>	<b>97</b>	<b>218</b>	<b>218</b>	<b>20</b>	<b>20</b>
TOTALS	RPI 1-25	RPI 26-50	W-L RECORDS	RPI 51-100	RPI 101-150	RPI 150+			
13- 10	0- 0	1- 1	OVERALL	0- 2	2- 2	10- 5			
8- 2	0- 0	1- 0	HOME	0- 0	1- 0	6- 2			
4- 8	0- 0	0- 1	AWAY	0- 2	0- 2	4- 3			
1- 0	0- 0	0- 0	NEUTRAL	0- 0	1- 0	0- 0			
4- 7	0- 0	0- 0	NON-CONFERENCE	0- 2	2- 1	2- 4			
1- 2	0- 0	0- 0	HOME	0- 0	1- 0	0- 2			
2- 5	0- 0	0- 0	AWAY	0- 2	0- 1	2- 2			
1- 0	0- 0	0- 0	NEUTRAL	0- 0	1- 0	0- 0			
9- 3	0- 0	1- 1	CONFERENCE	0- 0	0- 1	8- 1			
7- 0	0- 0	1- 0	HOME	0- 0	0- 0	6- 0			
2- 3	0- 0	0- 1	AWAY	0- 0	0- 1	2- 1			
0- 0	0- 0	0- 0	NEUTRAL	0- 0	0- 0	0- 0			

RPI S	Opponent	Score	RPI S	Opponent	Score	RPI S	Opponent	Score	RPI S	Opponent	Score	Team's RPI: 144
31	A Green Bay	55 60	31	H Green Bay	76 72	56	A Minnesota	91 111	114	H Kent St.	73 52	
						73	A Toledo	66 72	118	N Delaware	66 64	
									136	A East Carolina	81 83	
									142	A Wright St.	69 77	
									162	A Oakland	80 71	
									165	H George Mason	54 55	
									174	A Milwaukee	69 81	
									174	H Milwaukee	77 63	
									175	H Western Mich.	65 75	
									188	A CSUN	67 76	
									191	H Cleveland St.	66 54	
									227	A Bradley	60 70	
									270	A Northern Ky.	55 53	
									270	H Northern Ky.	57 49	
									274	A Eastern Mich.	77 64	
									313	H Youngstown St.	80 63	
									317	H Valparaiso	85 60	
									326	H Ill.-Chicago	98 76	
									345	A Delaware St.	90 71	
LAST 12 Division I GAMES:												
31	H Green Bay	76 72	270	H Northern Ky.	57 49							
174	H Milwaukee	77 63	174	A Milwaukee	69 81							
270	A Northern Ky.	55 53	31	A Green Bay	55 60							
142	A Wright St.	69 77	162	A Oakland	80 71							
191	H Cleveland St.	66 54	326	H Ill.-Chicago	98 76							
313	H Youngstown St.	80 63	317	H Valparaiso	85 60							

Non-Div I Games:

Detroit

## Drake

Through Games Of Feb. 9, 2017

Average RPI Win:	181	WON-LOST	WINNING	LAST 10	STRENGTH OF	OPP. STRENGTH	TEAM	ADJ.	CONF.	ADJ CONF.
Average RPI Loss:	38	RECORD	PCT. RANK	GAMES	SCHEDULE	OF SCHEDULE	RPI	RPI	RPI	RPI
DIV. I ONLY	17- 4	19	10- 0	103	103	32	32	16	16	
DIV. I NON-CONF.	6- 4	126	1- 0	16	9	23	23	14	14	
TOTALS	RPI 1-25	RPI 26-50	W-L RECORDS	RPI 51-100	RPI 101-150	RPI 150+				
17- 4	0- 1	1- 2	OVERALL	2- 1	3- 0	11- 0				
7- 0	0- 0	1- 0	HOME	1- 0	1- 0	4- 0				
9- 3	0- 1	0- 1	AWAY	1- 1	1- 0	7- 0				
1- 1	0- 0	0- 1	NEUTRAL	0- 0	1- 0	0- 0				
6- 4	0- 1	1- 2	NON-CONFERENCE	1- 1	3- 0	1- 0				
3- 0	0- 0	1- 0	HOME	1- 0	1- 0	0- 0				
2- 3	0- 1	0- 1	AWAY	0- 1	1- 0	1- 0				
1- 1	0- 0	0- 1	NEUTRAL	0- 0	1- 0	0- 0				
11- 0	0- 0	0- 0	CONFERENCE	1- 0	0- 0	10- 0				
4- 0	0- 0	0- 0	HOME	0- 0	0- 0	4- 0				
7- 0	0- 0	0- 0	AWAY	1- 0	0- 0	6- 0				
0- 0	0- 0	0- 0	NEUTRAL	0- 0	0- 0	0- 0				

RPI 1-25				RPI 26-50				Team's RPI: 32	RPI 51-100				RPI 101+			
RPI	S	Opponent	Score	RPI	S	Opponent	Score		RPI	S	Opponent	Score	RPI	S	Opponent	Score
21	A	Creighton	77 80	27	N	Auburn	80 85		54	A	UNI	88 79	103	H	Wyoming	63 50
				31	A	Green Bay	48 71		71	A	Iowa St.	67 75	123	A	North Dakota	99 91
				45	H	Iowa	81 76		89	H	Northern Ill.	95 86	148	N	Eastern Wash.	93 78
													151	A	Missouri St.	90 64
													178	A	Southern Ill.	71 60
													178	H	Southern Ill.	75 59
													197	A	Wichita St.	83 78
													199	A	Nebraska	84 70
													201	H	Indiana St.	76 62
													227	A	Bradley	93 60
													273	A	Evansville	73 48
													273	H	Evansville	82 65
													316	H	Loyola Chicago	89 46
													321	A	Illinois St.	87 36
LAST 12 Division I GAMES:																
273	A	Evansville	73 48	227	A	Bradley	93 60									
178	A	Southern Ill.	71 60	178	H	Southern Ill.	75 59									
54	A	UNI	88 79	273	H	Evansville	82 65									
201	H	Indiana St.	76 62	151	A	Missouri St.	90 64									
316	H	Loyola Chicago	89 46	197	A	Wichita St.	83 78									
321	A	Illinois St.	87 36	148	N	Eastern Wash.	93 78									

Non-Div I Games: Clarke 118 43

Drake

Loss, Non-Conf, S Site, H Home A Away N Neutral

Average RPI Win: 182		WON-LOST	WINNING	LAST 10	STRENGTH OF	OPP. STRENGTH	TEAM	ADJ.	CONF.	ADJ CONF.
Average RPI Loss: 75		RECORD	PCT. RANK	GAMES	SCHEDULE	OF SCHEDULE	RPI	RPI	RPI	RPI
DIV. I ONLY		16- 6	52	6- 4	194	77	72	72	8	8
DIV. I NON-CONF.		9- 2	37	1- 0	230	123	66	66	8	8
TOTALS		RPI 1-25	RPI 26-50		W-L RECORDS		RPI 51-100	RPI 101-150	RPI 150+	
16- 6	0- 0	1- 3		OVERALL		2- 1	2- 1		11- 1	
9- 1	0- 0	1- 1		HOME		1- 0	1- 0		6- 0	
5- 5	0- 0	0- 2		AWAY		1- 1	1- 1		3- 1	
2- 0	0- 0	0- 0		NEUTRAL		0- 0	0- 0		2- 0	
9- 2	0- 0	1- 0		NON-CONFERENCE		2- 1	1- 1		5- 0	
5- 0	0- 0	1- 0		HOME		1- 0	1- 0		2- 0	
2- 2	0- 0	0- 0		AWAY		1- 1	0- 1		1- 0	
2- 0	0- 0	0- 0		NEUTRAL		0- 0	0- 0		2- 0	
7- 4	0- 0	0- 3		CONFERENCE		0- 0	1- 0		6- 1	
4- 1	0- 0	0- 1		HOME		0- 0	0- 0		4- 0	
3- 3	0- 0	0- 2		AWAY		0- 0	1- 0		2- 1	
0- 0	0- 0	0- 0		NEUTRAL		0- 0	0- 0		0- 0	

RPI S	Opponent	Score	RPI S	Opponent	Score	RPI S	Opponent	Score	RPI S	Opponent	Score
29	A Elon	65 <b>75</b>	29	H Elon	45 <b>48</b>	68	A Bucknell	66 <b>78</b>	102	A Vanderbilt	63 <b>73</b>
35	H Syracuse	62 61	35	H Syracuse	62 61	79	H Penn St.	83 60	116	H Saint Joseph's	60 49
41	A James Madison	47 <b>54</b>	41	A James Madison	47 <b>54</b>	91	A Cornell	63 53	118	A Delaware	54 44
									165	N George Mason	82 71
									169	H Towson	58 48
									181	A Col. of Charleston	75 <b>79</b>
									181	H Col. of Charleston	70 57
									183	A Northeastern	63 33
									183	H Northeastern	74 51
									187	H Hofstra	65 43
									218	A UNCW	71 38
									219	H Niagara	69 57
									297	N Massachusetts	65 47
									318	A Lafayette	81 39
									345	H Delaware St.	69 44
LAST 12 Division I GAMES:											
118	A Delaware	54 44	29	A Elon	65 <b>75</b>						
181	A Col. of Charleston	75 <b>79</b>	218	A UNCW	71 38						
183	H Northeastern	74 51	183	A Northeastern	63 33						
41	A James Madison	47 <b>54</b>	29	H Elon	45 <b>48</b>						
187	H Hofstra	65 43	169	H Towson	58 48						
181	H Col. of Charleston	70 57	297	N Massachusetts	65 47						

Non-Div I Games:

Drexel

Average RPI Win: <b>120</b>	WON-LOST	WINNING	LAST 10	STRENGTH OF	OPP. STRENGTH	TEAM	ADJ.	CONF.	ADJ CONF.
Average RPI Loss: <b>36</b>	RECORD	PCT. RANK	GAMES	SCHEDULE	OF SCHEDULE	RPI	RPI	RPI	RPI
DIV. I ONLY	20- 4	11	7- 3	37	12	11	11	3	3
DIV. I NON-CONF.	12- 1	7	1- 0	116	29	12	12	4	4
<hr/>									
TOTALS	RPI 1-25	RPI 26-50	W-L RECORDS	RPI 51-100	RPI 101-150	RPI 150+			
20- 4	3- 2	2- 1	OVERALL	5- 0	4- 1	6- 0			
13- 0	3- 0	1- 0	HOME	4- 0	3- 0	2- 0			
7- 4	0- 2	1- 1	AWAY	1- 0	1- 1	4- 0			
0- 0	0- 0	0- 0	NEUTRAL	0- 0	0- 0	0- 0			
12- 1	2- 0	1- 0	NON-CONFERENCE	1- 0	3- 1	5- 0			
8- 0	2- 0	1- 0	HOME	1- 0	2- 0	2- 0			
4- 1	0- 0	0- 0	AWAY	0- 0	1- 1	3- 0			
0- 0	0- 0	0- 0	NEUTRAL	0- 0	0- 0	0- 0			
8- 3	1- 2	1- 1	CONFERENCE	4- 0	1- 0	1- 0			
5- 0	1- 0	0- 0	HOME	3- 0	1- 0	0- 0			
3- 3	0- 2	1- 1	AWAY	1- 0	0- 0	1- 0			
0- 0	0- 0	0- 0	NEUTRAL	0- 0	0- 0	0- 0			

RPI 1-25				RPI 26-50				RPI 51-100				RPI 101+			
RPI	S	Opponent	Score	RPI	S	Opponent	Score	RPI	S	Opponent	Score	RPI	S	Opponent	Score
2	A	Notre Dame	58 <b>62</b>	29	H	Elon	68 61	52	H	Virginia Tech	84 59	102	A	Vanderbilt	73 <b>77</b>
3	H	South Carolina	74 63	34	A	North Carolina St.	52 <b>55</b>	57	H	Wake Forest	71 43	108	H	Clemson	65 37
5	A	Florida St.	45 <b>69</b>	46	A	Georgia Tech	75 68	66	H	Villanova	68 50	109	A	Long Beach St.	83 46
12	H	Louisville	58 55					74	A	Virginia	70 51	120	H	Penn	68 55
16	H	Kentucky	69 54					100	H	North Carolina	70 58	139	H	Old Dominion	92 64
												159	A	Boston College	67 44
												196	A	Rutgers	68 32
												225	H	Grand Canyon	90 47
												241	A	Liberty	98 38
												307	A	Pepperdine	99 65
												336	H	Longwood	105 48
<hr/>															
LAST 12 Division I GAMES:															
				74	A	Virginia	70 51	34	A	North Carolina St.	52 <b>55</b>				
				108	H	Clemson	65 37	100	H	North Carolina	70 58				
				57	H	Wake Forest	71 43	5	A	Florida St.	45 <b>69</b>				
				2	A	Notre Dame	58 <b>62</b>	46	A	Georgia Tech	75 68				
				159	A	Boston College	67 44	12	H	Louisville	58 55				
				52	H	Virginia Tech	84 59	16	H	Kentucky	69 54				

Non-Div I Games:

Duke

■ Loss, 
 ■ Non-Conf, S Site, 
 ■ Home 
 ■ Away 
 N Neutral



Average RPI Win:	193	WON-LOST	WINNING	LAST 10	STRENGTH OF	OPP. STRENGTH	TEAM	ADJ.	CONF.	ADJ CONF.
Average RPI Loss:	96	RECORD	PCT. RANK	GAMES	SCHEDULE	OF SCHEDULE	RPI	RPI	RPI	RPI
DIV. I ONLY	13- 12	165	3- 3	69	128	113	113	12	12	
DIV. I NON-CONF.	7- 6	157	0- 1	52	130	94	94	13	13	
TOTALS	RPI 1-25	RPI 26-50	W-L RECORDS	RPI 51-100	RPI 101-150	RPI 150+				
13- 12	0- 1	0- 3	OVERALL	2- 4	2- 2	9- 2				
7- 5	0- 1	0- 0	HOME	0- 4	1- 0	6- 0				
5- 7	0- 0	0- 3	AWAY	2- 0	1- 2	2- 2				
1- 0	0- 0	0- 0	NEUTRAL	0- 0	0- 0	1- 0				
7- 6	0- 1	0- 3	NON-CONFERENCE	1- 2	1- 0	5- 0				
3- 3	0- 1	0- 0	HOME	0- 2	0- 0	3- 0				
3- 3	0- 0	0- 3	AWAY	1- 0	1- 0	1- 0				
1- 0	0- 0	0- 0	NEUTRAL	0- 0	0- 0	1- 0				
6- 6	0- 0	0- 0	CONFERENCE	1- 2	1- 2	4- 2				
4- 2	0- 0	0- 0	HOME	0- 2	1- 0	3- 0				
2- 4	0- 0	0- 0	AWAY	1- 0	0- 2	1- 2				
0- 0	0- 0	0- 0	NEUTRAL	0- 0	0- 0	0- 0				

RPI	S	Opponent	Score	RPI	S	Opponent	Score	RPI	S	Opponent	Score	RPI	S	Opponent	Score	Team's RPI: 113
19	H	Maryland	57 77	30	A	Ohio St.	69 89	55	A	George Washington	73 63	112	A	Fordham	51 64	
				40	A	California	66 86	55	H	George Washington	40 75	116	A	Saint Joseph's	58 60	
				44	A	Ohio	46 64	58	H	Dayton	64 75	117	H	Saint Louis	94 65	
								60	H	Buffalo	69 71	147	A	Iona	61 58	
								61	A	St. John's (NY)	71 65	158	H	Pittsburgh	63 54	
								98	H	Charlotte	63 77	164	A	La Salle	76 68	
												165	H	George Mason	76 57	
												217	A	Akron	67 57	
												222	A	St. Bonaventure	56 69	
												236	H	Richmond	73 61	
												281	N	Western Caro.	65 50	
												285	H	Davidson	73 51	
												297	A	Massachusetts	67 75	
												305	H	Lehigh	63 49	
												318	H	Lafayette	67 52	
LAST 12 Division I GAMES:																
40	A	California	66 86	117	H	Saint Louis	94 65									
165	H	George Mason	76 57	297	A	Massachusetts	67 75									
116	A	Saint Joseph's	58 60	58	H	Dayton	64 75									
55	A	George Washington	73 63	285	H	Davidson	73 51									
236	H	Richmond	73 61	164	A	La Salle	76 68									
222	A	St. Bonaventure	56 69	55	H	George Washington	40 75									

Non-Div I Games:

Duquesne

■ Loss, 
 ■ Non-Conf, 
 S Site, 
 ■ Home 
 ■ Away 
 N Neutral

Average RPI Win:	248	WON-LOST	WINNING	LAST 10	STRENGTH OF	OPP. STRENGTH	TEAM	ADJ.	CONF.	ADJ CONF.
Average RPI Loss:	127	RECORD	PCT. RANK	GAMES	SCHEDULE	OF SCHEDULE	RPI	RPI	RPI	RPI
DIV. I ONLY	14- 10	129	7- 3	247	165	189	189	18	18	
DIV. I NON-CONF.	8- 7	164	2- 1	299	131	222	222	21	21	
TOTALS	RPI 1-25	RPI 26-50	W-L RECORDS	RPI 51-100	RPI 101-150	RPI 150+				
14- 10	0- 1	0- 1	OVERALL	0- 1	1- 4	13- 3				
7- 5	0- 1	0- 1	HOME	0- 0	1- 2	6- 1				
6- 4	0- 0	0- 0	AWAY	0- 1	0- 1	6- 2				
1- 1	0- 0	0- 0	NEUTRAL	0- 0	0- 1	1- 0				
8- 7	0- 1	0- 1	NON-CONFERENCE	0- 0	1- 2	7- 3				
4- 4	0- 1	0- 1	HOME	0- 0	1- 1	3- 1				
3- 2	0- 0	0- 0	AWAY	0- 0	0- 0	3- 2				
1- 1	0- 0	0- 0	NEUTRAL	0- 0	0- 1	1- 0				
6- 3	0- 0	0- 0	CONFERENCE	0- 1	0- 2	6- 0				
3- 1	0- 0	0- 0	HOME	0- 0	0- 1	3- 0				
3- 2	0- 0	0- 0	AWAY	0- 1	0- 1	3- 0				
0- 0	0- 0	0- 0	NEUTRAL	0- 0	0- 0	0- 0				

RPI 1-25				RPI 26-50				RPI 51-100				RPI 101+ Team's RPI: 189			
RPI	S	Opponent	Score	RPI	S	Opponent	Score	RPI	S	Opponent	Score	RPI	S	Opponent	Score
14	H	Tennessee	58 83	29	H	Elon	51 79	88	A	Chattanooga	45 60	102	H	Vanderbilt	72 80
												104	A	Mercer	55 72
												104	H	Mercer	56 71
												128	N	Maine	48 61
												139	H	Old Dominion	70 60
												184	H	Appalachian St.	68 71
												221	A	Campbell	56 55
												230	H	UNCG	60 52
												233	A	Wofford	77 69
												234	A	Butler	68 59
												239	A	Samford	69 57
												239	H	Samford	61 56
												242	A	Austin Peay	74 77
												243	H	Murray St.	79 60
												254	A	Furman	74 64
												258	A	Tennessee Tech	82 76
												270	A	Northern Ky.	56 62
												281	H	Western Caro.	76 57
												285	H	Davidson	76 56
												296	N	Coppin St.	70 58
												325	H	Winthrop	62 45
LAST 12 Division I GAMES:															
104	H	Mercer	56 71	88	A	Chattanooga	45 60								
239	H	Samford	61 56	239	A	Samford	69 57								
233	A	Wofford	77 69	104	A	Mercer	55 72								
254	A	Furman	74 64	139	H	Old Dominion	70 60								
281	H	Western Caro.	76 57	296	N	Coppin St.	70 58								
230	H	UNCG	60 52	128	N	Maine	48 61								

Non-Div I Games:

ETSU

■ Loss, 
 ■ Non-Conf, 
 S Site, 
 ■ Home 
 ■ Away 
 N Neutral

# East Carolina

Through Games Of Feb. 9, 2017

Average RPI Win:	195	WON-LOST	WINNING	LAST 10	STRENGTH OF	OPP. STRENGTH	TEAM	ADJ.	CONF.	ADJ CONF.
Average RPI Loss:	74	RECORD	PCT. RANK	GAMES	SCHEDULE	OF SCHEDULE	RPI	RPI	RPI	RPI
DIV. I ONLY	9- 14	229	1- 9	35	88	136	136	5	5	
DIV. I NON-CONF.	8- 4	97	0- 1	104	269	93	93	5	5	
TOTALS	RPI 1-25	RPI 26-50	W-L RECORDS	RPI 51-100	RPI 101-150	RPI 150+				
9- 14	0- 2	0- 5	OVERALL	1- 2	2- 3	6- 2				
6- 6	0- 1	0- 3	HOME	1- 0	1- 1	4- 1				
1- 7	0- 1	0- 2	AWAY	0- 1	0- 2	1- 1				
2- 1	0- 0	0- 0	NEUTRAL	0- 1	1- 0	1- 0				
8- 4	0- 0	0- 1	NON-CONFERENCE	0- 2	2- 1	6- 0				
5- 1	0- 0	0- 1	HOME	0- 0	1- 0	4- 0				
1- 2	0- 0	0- 0	AWAY	0- 1	0- 1	1- 0				
2- 1	0- 0	0- 0	NEUTRAL	0- 1	1- 0	1- 0				
1- 10	0- 2	0- 4	CONFERENCE	1- 0	0- 2	0- 2				
1- 5	0- 1	0- 2	HOME	1- 0	0- 1	0- 1				
0- 5	0- 1	0- 2	AWAY	0- 0	0- 1	0- 1				
0- 0	0- 0	0- 0	NEUTRAL	0- 0	0- 0	0- 0				

RPI	S	Opponent	Score	RPI	S	Opponent	Score	RPI	S	Opponent	Score	RPI	S	Opponent	Score	Team's RPI: 136
1	A	UConn	45 90	26	A	Temple	47 78	59	N	West Virginia	47 79	129	A	Tulsa	92 100	
1	H	UConn	44 91	27	H	Auburn	52 61	94	H	SMU	58 57	133	A	William & Mary	72 82	
				28	A	South Fla.	48 79	98	A	Charlotte	64 79	134	H	UCF	42 54	
				28	H	South Fla.	66 76					138	N	Ball St.	82 69	
				43	H	Tulane	45 61					144	H	Detroit	83 81	
												153	A	Cincinnati	64 74	
												171	H	Houston	62 73	
												218	H	UNCW	75 65	
												223	H	Presbyterian	54 46	
												228	N	Marist	70 68	
												236	A	Richmond	71 60	
												238	H	Southern U.	62 55	
												240	H	UMES	66 58	
LAST 12 Division I GAMES:																
28	H	South Fla.	66 76	28	A	South Fla.	48 79									
171	H	Houston	62 73	26	A	Temple	47 78									
129	A	Tulsa	92 100	94	H	SMU	58 57									
1	H	UConn	44 91	1	A	UConn	45 90									
153	A	Cincinnati	64 74	43	H	Tulane	45 61									
134	H	UCF	42 54	133	A	William & Mary	72 82									

Non-Div I Games: Greensboro 107 40

East Carolina

Loss, Non-Conf, S Site, H Home A Away N Neutral

Average RPI Win:	278	WON-LOST	WINNING	LAST 10	STRENGTH OF	OPP. STRENGTH	TEAM	ADJ.	CONF.	ADJ CONF.
Average RPI Loss:	208	RECORD	PCT. RANK	GAMES	SCHEDULE	OF SCHEDULE	RPI	RPI	RPI	RPI
DIV. I ONLY	6- 16	289	3- 7	241	329	303	303	26	26	
DIV. I NON-CONF.	2- 8	288	0- 0	202	345	293	293	26	26	
TOTALS	RPI 1-25	RPI 26-50	W-L RECORDS	RPI 51-100	RPI 101-150	RPI 150+				
6- 16	0- 0	0- 0	OVERALL	0- 2	0- 2	6- 12				
3- 6	0- 0	0- 0	HOME	0- 1	0- 1	3- 4				
3- 10	0- 0	0- 0	AWAY	0- 1	0- 1	3- 8				
0- 0	0- 0	0- 0	NEUTRAL	0- 0	0- 0	0- 0				
2- 8	0- 0	0- 0	NON-CONFERENCE	0- 1	0- 2	2- 5				
0- 3	0- 0	0- 0	HOME	0- 0	0- 1	0- 2				
2- 5	0- 0	0- 0	AWAY	0- 1	0- 1	2- 3				
0- 0	0- 0	0- 0	NEUTRAL	0- 0	0- 0	0- 0				
4- 8	0- 0	0- 0	CONFERENCE	0- 1	0- 0	4- 7				
3- 3	0- 0	0- 0	HOME	0- 1	0- 0	3- 2				
1- 5	0- 0	0- 0	AWAY	0- 0	0- 0	1- 5				
0- 0	0- 0	0- 0	NEUTRAL	0- 0	0- 0	0- 0				

RPI S	Opponent	Score	RPI S	Opponent	Score	RPI S	Opponent	Score	RPI S	Opponent	Score	Team's RPI: 303
						78	H Belmont	58 77	115	A Stetson	55 72	
						92	A Western Ill.	62 83	142	H Wright St.	61 71	
									153	A Cincinnati	64 78	
									190	A Morehead St.	62 66	
									191	H Cleveland St.	56 66	
									201	H Indiana St.	61 88	
									211	H SIUE	59 75	
									242	H Austin Peay	59 69	
									243	A Murray St.	74 92	
									251	H Jacksonville St.	71 67	
									258	H Tennessee Tech	54 46	
									259	A Tennessee St.	58 69	
									267	A UT Martin	72 74	
									267	H UT Martin	80 70	
									273	A Evansville	73 63	
									279	A Southeast Mo. St.	71 62	
									311	A Eastern Ky.	85 88	
									317	A Valparaiso	68 73	
									321	A Illinois St.	49 60	
									341	A Florida A&M	66 50	
LAST 12 Division I GAMES:												
			267	A UT Martin	72 74		242	H Austin Peay	59 69			
			258	H Tennessee Tech	54 46		243	A Murray St.	74 92			
			259	A Tennessee St.	58 69		311	A Eastern Ky.	85 88			
			211	H SIUE	59 75		190	A Morehead St.	62 66			
			279	A Southeast Mo. St.	71 62		251	H Jacksonville St.	71 67			
			267	H UT Martin	80 70		78	H Belmont	58 77			

Non-Div I Games: Ill.-Springfield 74 60 Millikin 97 54

Eastern Ill.

Loss, Non-Conf, S Site, H Home A Away N Neutral

Average RPI Win:	272	WON-LOST	WINNING	LAST 10	STRENGTH OF	OPP. STRENGTH	TEAM	ADJ.	CONF.	ADJ CONF.
Average RPI Loss:	199	RECORD	PCT. RANK	GAMES	SCHEDULE	OF SCHEDULE	RPI	RPI	RPI	RPI
DIV. I ONLY	7- 16	278	4- 6	289	305	311	311	26	26	
DIV. I NON-CONF.	2- 10	305	0- 1	308	298	341	341	26	26	
TOTALS	RPI 1-25	RPI 26-50	W-L RECORDS	RPI 51-100	RPI 101-150	RPI 150+				
7- 16	0- 0	0- 0	OVERALL	0- 2	0- 3	7- 11				
5- 4	0- 0	0- 0	HOME	0- 1	0- 0	5- 3				
1- 9	0- 0	0- 0	AWAY	0- 1	0- 3	1- 5				
1- 3	0- 0	0- 0	NEUTRAL	0- 0	0- 0	1- 3				
2- 10	0- 0	0- 0	NON-CONFERENCE	0- 1	0- 3	2- 6				
1- 3	0- 0	0- 0	HOME	0- 1	0- 0	1- 2				
0- 4	0- 0	0- 0	AWAY	0- 0	0- 3	0- 1				
1- 3	0- 0	0- 0	NEUTRAL	0- 0	0- 0	1- 3				
5- 6	0- 0	0- 0	CONFERENCE	0- 1	0- 0	5- 5				
4- 1	0- 0	0- 0	HOME	0- 0	0- 0	4- 1				
1- 5	0- 0	0- 0	AWAY	0- 1	0- 0	1- 4				
0- 0	0- 0	0- 0	NEUTRAL	0- 0	0- 0	0- 0				

RPI 1-25			RPI 26-50			RPI 51-100			RPI 101+			Team's RPI: 311
RPI	S	Opponent	Score	RPI	S	Opponent	Score	RPI	S	Opponent	Score	
								78	A	Belmont	58	74
								82	H	Western Ky.	63	90

Non-Div I Games: Ohio Valley 88 30

Eastern Ky.

Loss, Non-Conf, S Site, H Home A Away N Neutral

Average RPI Win:	280	WON-LOST	WINNING	LAST 10	STRENGTH OF	OPP. STRENGTH	TEAM	ADJ.	CONF.	ADJ CONF.
Average RPI Loss:	124	RECORD	PCT. RANK	GAMES	SCHEDULE	OF SCHEDULE	RPI	RPI	RPI	RPI
DIV. I ONLY	5- 17	306	1- 9	133	175	274	274	10	10	
DIV. I NON-CONF.	4- 7	224	1- 0	193	265	236	236	11	11	
TOTALS	RPI 1-25	RPI 26-50	W-L RECORDS	RPI 51-100	RPI 101-150	RPI 150+				
5- 17	0- 0	0- 2	OVERALL	0- 5	0- 5	5- 5				
3- 6	0- 0	0- 0	HOME	0- 2	0- 2	3- 2				
1- 9	0- 0	0- 1	AWAY	0- 3	0- 2	1- 3				
1- 2	0- 0	0- 1	NEUTRAL	0- 0	0- 1	1- 0				
4- 7	0- 0	0- 1	NON-CONFERENCE	0- 2	0- 2	4- 2				
2- 2	0- 0	0- 0	HOME	0- 0	0- 1	2- 1				
1- 3	0- 0	0- 0	AWAY	0- 2	0- 0	1- 1				
1- 2	0- 0	0- 1	NEUTRAL	0- 0	0- 1	1- 0				
1- 10	0- 0	0- 1	CONFERENCE	0- 3	0- 3	1- 3				
1- 4	0- 0	0- 0	HOME	0- 2	0- 1	1- 1				
0- 6	0- 0	0- 1	AWAY	0- 1	0- 2	0- 2				
0- 0	0- 0	0- 0	NEUTRAL	0- 0	0- 0	0- 0				

RPI 1-25				RPI 26-50				RPI 51-100				RPI 101+ Team's RPI: 274			
RPI	S	Opponent	Score	RPI	S	Opponent	Score	RPI	S	Opponent	Score	RPI	S	Opponent	Score
				43	N	Tulane	50 62	57	A	Wake Forest	61 89	106	N	Northern Colo.	57 58
				44	A	Ohio	51 68	62	H	Central Mich.	63 104	114	A	Kent St.	65 83
								73	H	Toledo	49 66	114	H	Kent St.	67 86
								89	A	Northern Ill.	73 85	138	A	Ball St.	49 78
								96	A	Purdue	50 77	144	H	Detroit	64 77
												175	H	Western Mich.	67 76
												190	A	Morehead St.	73 78
												216	A	Miami (OH)	61 72
												217	A	Akron	62 80
												222	H	St. Bonaventure	75 56
												226	H	Monmouth	68 75
												265	H	Bowling Green	81 74
												271	N	Georgia St.	69 59
												310	H	Air Force	65 44
												333	A	Incarinate Word	66 47
LAST 12 Division I GAMES:															
				114	A	Kent St.	65 83	175	H	Western Mich.	67 76				
				62	H	Central Mich.	63 104	216	A	Miami (OH)	61 72				
				217	A	Akron	62 80	114	H	Kent St.	67 86				
				265	H	Bowling Green	81 74	73	H	Toledo	49 66				
				44	A	Ohio	51 68	89	A	Northern Ill.	73 85				
				138	A	Ball St.	49 78	310	H	Air Force	65 44				

Non-Div I Games: Ferris St. 68 50

Eastern Mich.

■ Loss, 
 ■ Non-Conf, 
 ■ S Site, 
 ■ Home 
 ■ A Away 
 N Neutral

Average RPI Win:	261	WON-LOST	WINNING	LAST 10	STRENGTH OF	OPP. STRENGTH	TEAM	ADJ.	CONF.	ADJ CONF.
Average RPI Loss:	82	RECORD	PCT. RANK	GAMES	SCHEDULE	OF SCHEDULE	RPI	RPI	RPI	RPI
DIV. I ONLY	12- 10	148	7- 3	172	199	148	148	19	19	
DIV. I NON-CONF.	4- 6	209	0- 0	48	150	117	117	18	18	
TOTALS	RPI 1-25	RPI 26-50	W-L RECORDS	RPI 51-100	RPI 101-150	RPI 150+				
12- 10	0- 1	0- 3	OVERALL	0- 4	1- 1	11- 1				
5- 3	0- 0	0- 0	HOME	0- 2	1- 1	4- 0				
6- 5	0- 1	0- 1	AWAY	0- 2	0- 0	6- 1				
1- 2	0- 0	0- 2	NEUTRAL	0- 0	0- 0	1- 0				
4- 6	0- 1	0- 3	NON-CONFERENCE	0- 2	0- 0	4- 0				
1- 1	0- 0	0- 0	HOME	0- 1	0- 0	1- 0				
2- 3	0- 1	0- 1	AWAY	0- 1	0- 0	2- 0				
1- 2	0- 0	0- 2	NEUTRAL	0- 0	0- 0	1- 0				
8- 4	0- 0	0- 0	CONFERENCE	0- 2	1- 1	7- 1				
4- 2	0- 0	0- 0	HOME	0- 1	1- 1	3- 0				
4- 2	0- 0	0- 0	AWAY	0- 1	0- 0	4- 1				
0- 0	0- 0	0- 0	NEUTRAL	0- 0	0- 0	0- 0				

RPI 1-25				RPI 26-50				RPI 51-100				RPI 101+ Team's RPI: 148			
RPI	S	Opponent	Score	RPI	S	Opponent	Score	RPI	S	Opponent	Score	RPI	S	Opponent	Score
9	A	Washington	52 100	29	N	Elon	55 76	65	A	Montana St.	83 88	123	H	North Dakota	71 75
				32	N	Drake	78 93	65	H	Montana St.	61 72	141	H	Idaho	67 57
				43	A	Tulane	51 63	77	H	Gonzaga	54 73	177	H	Idaho St.	58 41
								85	A	Boise St.	64 67	188	A	CSUN	71 57
												220	H	Weber St.	99 85
												252	A	Portland St.	68 62
												254	N	Furman	68 56
												287	A	Sacramento St.	72 65
												291	A	Northern Ariz.	47 56
												295	A	Southern Utah	67 66
												327	A	Montana	60 46
												327	H	Montana	64 57
												331	A	Utah Valley	83 50
												338	H	Cal St. Fullerton	84 67
LAST 12 Division I GAMES:															
123	H	North Dakota	71 75	291	A	Northern Ariz.	47 56								
252	A	Portland St.	68 62	220	H	Weber St.	99 85								
287	A	Sacramento St.	72 65	177	H	Idaho St.	58 41								
65	H	Montana St.	61 72	327	A	Montana	60 46								
327	H	Montana	64 57	65	A	Montana St.	83 88								
295	A	Southern Utah	67 66	141	H	Idaho	67 57								

Non-Div I Games: Multnomah 88 30

Eastern Wash.

■ Loss, 
 ■ Non-Conf, 
 ■ S Site, 
 ■ Home 
 ■ Away 
 N Neutral

Average RPI Win:	157	WON-LOST	WINNING	LAST 10	STRENGTH OF	OPP. STRENGTH	TEAM	ADJ.	CONF.	ADJ CONF.
Average RPI Loss:	48	RECORD	PCT. RANK	GAMES	SCHEDULE	OF SCHEDULE	RPI	RPI	RPI	RPI
DIV. I ONLY	17- 5	32	3- 0	55	91	29	29	8	8	
DIV. I NON-CONF.	7- 4	114	2- 0	39	79	43	43	8	8	
TOTALS	RPI 1-25	RPI 26-50	W-L RECORDS	RPI 51-100	RPI 101-150	RPI 150+				
17- 5	0- 1	0- 2	OVERALL	4- 2	3- 0	10- 0				
6- 2	0- 0	0- 1	HOME	2- 1	1- 0	3- 0				
9- 3	0- 1	0- 1	AWAY	2- 1	1- 0	6- 0				
2- 0	0- 0	0- 0	NEUTRAL	0- 0	1- 0	1- 0				
7- 4	0- 1	0- 1	NON-CONFERENCE	2- 2	1- 0	4- 0				
2- 1	0- 0	0- 0	HOME	1- 1	0- 0	1- 0				
3- 3	0- 1	0- 1	AWAY	1- 1	0- 0	2- 0				
2- 0	0- 0	0- 0	NEUTRAL	0- 0	1- 0	1- 0				
10- 1	0- 0	0- 1	CONFERENCE	2- 0	2- 0	6- 0				
4- 1	0- 0	0- 1	HOME	1- 0	1- 0	2- 0				
6- 0	0- 0	0- 0	AWAY	1- 0	1- 0	4- 0				
0- 0	0- 0	0- 0	NEUTRAL	0- 0	0- 0	0- 0				

RPI 1-25				RPI 26-50				Team's RPI: 29				RPI 51-100				RPI 101+			
RPI	S	Opponent	Score	RPI	S	Opponent	Score	RPI	S	Opponent	Score	RPI	S	Opponent	Score	RPI	S	Opponent	Score
11	A	Duke	61 68	31	A	Green Bay	56 71	57	H	Wake Forest	68 78	118	H	Delaware	69 42				
				41	H	James Madison	70 76	62	A	Central Mich.	71 57	133	A	William & Mary	60 58				
								68	H	Bucknell	64 58	148	N	Eastern Wash.	76 55				
								72	A	Drexel	48 45	169	H	Towson	83 55				
								72	H	Drexel	75 65	181	A	Col. of Charleston	84 56				
								100	A	North Carolina	73 78	181	H	Col. of Charleston	70 57				
												183	A	Northeastern	76 65				
												187	A	Hofstra	64 53				
												189	A	ETSU	79 51				
												196	H	Rutgers	66 54				
												217	N	Akron	65 62				
												218	A	UNCW	66 56				
												271	A	Georgia St.	84 67				
LAST 12 Division I GAMES:																			
62	A	Central Mich.	71 57	133	A	William & Mary	60 58												
148	N	Eastern Wash.	76 55	41	H	James Madison	70 76												
218	A	UNCW	66 56	72	H	Drexel	75 65												
169	H	Towson	83 55	181	A	Col. of Charleston	84 56												
187	A	Hofstra	64 53	118	H	Delaware	69 42												
183	A	Northeastern	76 65	72	A	Drexel	48 45												

Non-Div I Games: King (TN) 93 47

Elon



Average RPI Win:	264	WON-LOST	WINNING	LAST 10	STRENGTH OF	OPP. STRENGTH	TEAM	ADJ.	CONF.	ADJ CONF.
Average RPI Loss:	146	RECORD	PCT. RANK	GAMES	SCHEDULE	OF SCHEDULE	RPI	RPI	RPI	RPI
DIV. I ONLY	7- 14	262	2- 8	203	223	273	273	16	16	
DIV. I NON-CONF.	4- 6	209	1- 0	266	302	259	259	14	14	
TOTALS	RPI 1-25	RPI 26-50	W-L RECORDS	RPI 51-100	RPI 101-150	RPI 150+				
7- 14	0- 1	0- 3	OVERALL	0- 2	0- 1	7- 7				
5- 7	0- 0	0- 1	HOME	0- 1	0- 0	5- 5				
2- 7	0- 0	0- 1	AWAY	0- 0	0- 0	2- 1				
0- 0	0- 0	0- 0	NEUTRAL	0- 0	0- 0	0- 0				
4- 6	0- 1	0- 1	NON-CONFERENCE	0- 0	0- 1	4- 3				
2- 3	0- 0	0- 0	HOME	0- 0	0- 0	2- 3				
2- 3	0- 1	0- 1	AWAY	0- 0	0- 1	2- 0				
0- 0	0- 0	0- 0	NEUTRAL	0- 0	0- 0	0- 0				
3- 8	0- 0	0- 2	CONFERENCE	0- 2	0- 0	3- 4				
3- 4	0- 0	0- 1	HOME	0- 1	0- 0	3- 2				
0- 4	0- 0	0- 1	AWAY	0- 1	0- 0	0- 2				
0- 0	0- 0	0- 0	NEUTRAL	0- 0	0- 0	0- 0				

RPI 1-25				RPI 26-50				RPI 51-100				RPI 101+ Team's RPI: 273			
RPI	S	Opponent	Score	RPI	S	Opponent	Score	RPI	S	Opponent	Score	RPI	S	Opponent	Score
12	A	Louisville	47 89	32	A	Drake	65 82	54	A	UNI	40 54	138	A	Ball St.	49 84
				32	H	Drake	48 73	54	H	UNI	36 62	151	H	Missouri St.	41 77
				49	A	Northwestern	66 88					178	H	Southern Ill.	63 60
												191	H	Cleveland St.	62 66
												197	H	Wichita St.	67 74
												201	H	Indiana St.	57 41
												227	A	Bradley	52 56
												242	H	Austin Peay	68 54
												243	A	Murray St.	82 77
												279	H	Southeast Mo. St.	74 76
												303	H	Eastern Ill.	63 73
												316	H	Loyola Chicago	67 36
												317	A	Valparaiso	70 65
												321	A	Illinois St.	58 71
												349	H	Alabama A&M	63 54
LAST 12 Division I GAMES:															
				32	H	Drake	48 73					151	H	Missouri St.	41 77
				54	H	UNI	36 62					54	A	UNI	40 54
				227	A	Bradley	52 56					32	A	Drake	65 82
				321	A	Illinois St.	58 71					316	H	Loyola Chicago	67 36
				178	H	Southern Ill.	63 60					201	H	Indiana St.	57 41
				197	H	Wichita St.	67 74					349	H	Alabama A&M	63 54

Non-Div I Games: Oakland City 108 68

Evansville

■ Loss, 
 ■ Non-Conf, S Site, 
 ■ Home 
 ■ Away 
 N Neutral

Average RPI Win:	229	WON-LOST	WINNING	LAST 10	STRENGTH OF	OPP. STRENGTH	TEAM	ADJ.	CONF.	ADJ CONF.
Average RPI Loss:	88	RECORD	PCT. RANK	GAMES	SCHEDULE	OF SCHEDULE	RPI	RPI	RPI	RPI
DIV. I ONLY	17- 7	65	3- 2	182	187	90	90	24	24	
DIV. I NON-CONF.	9- 6	126	0- 1	130	169	110	110	23	23	
TOTALS	RPI 1-25	RPI 26-50	W-L RECORDS	RPI 51-100	RPI 101-150	RPI 150+				
17- 7	0- 0	0- 2	OVERALL	2- 2	1- 2	14- 1				
11- 0	0- 0	0- 0	HOME	2- 0	0- 0	9- 0				
6- 4	0- 0	0- 1	AWAY	0- 1	1- 1	5- 1				
0- 3	0- 0	0- 1	NEUTRAL	0- 1	0- 1	0- 0				
9- 6	0- 0	0- 2	NON-CONFERENCE	1- 1	0- 2	8- 1				
7- 0	0- 0	0- 0	HOME	1- 0	0- 0	6- 0				
2- 3	0- 0	0- 1	AWAY	0- 0	0- 1	2- 1				
0- 3	0- 0	0- 1	NEUTRAL	0- 1	0- 1	0- 0				
8- 1	0- 0	0- 0	CONFERENCE	1- 1	1- 0	6- 0				
4- 0	0- 0	0- 0	HOME	1- 0	0- 0	3- 0				
4- 1	0- 0	0- 0	AWAY	0- 1	1- 0	3- 0				
0- 0	0- 0	0- 0	NEUTRAL	0- 0	0- 0	0- 0				

RPI 1-25				RPI 26-50				RPI 51-100				Team's RPI: 90		RPI 101+			
RPI	S	Opponent	Score	RPI	S	Opponent	Score	RPI	S	Opponent	Score			RPI	S	Opponent	Score
				30	N	Ohio St.	66 79	55	N	George Washington	47 76			106	A	Northern Colo.	74 77
				48	A	Quinnipiac	56 66	83	A	Jacksonville	65 73			114	N	Kent St.	64 77
								83	H	Jacksonville	60 57			115	A	Stetson	84 71
								88	H	Chattanooga	68 55			156	H	Hampton	60 49
														160	H	UC Riverside	60 45
														166	A	Hartford	70 63
														182	A	Illinois	73 82
														200	H	Siena	66 42
														262	H	Savannah St.	89 40
														275	H	FIU	89 42
														276	A	North Florida	68 51
														276	H	North Florida	69 46
														278	H	N.C. A&T	67 41
														284	A	Kennesaw St.	75 56
														304	A	Lipscomb	90 63
														315	H	NJIT	73 53
														319	H	USC Upstate	93 43
														334	A	Fla. Atlantic	65 50
LAST 12 Division I GAMES:																	
				55	N	George Washington	47 76	315	H	NJIT	73 53						
				276	H	North Florida	69 46	284	A	Kennesaw St.	75 56						
				83	A	Jacksonville	65 73	304	A	Lipscomb	90 63						
				276	A	North Florida	68 51	115	A	Stetson	84 71						
				83	H	Jacksonville	60 57	262	H	Savannah St.	89 40						
				319	H	USC Upstate	93 43	160	H	UC Riverside	60 45						

Non-Div I Games: St. Thomas (FL) 71 48 Ave Maria 101 34

FGCU

Loss, Non-Conf, S Site, H Home A Away N Neutral

Average RPI Win:	294	WON-LOST	WINNING	LAST 10	STRENGTH OF	OPP. STRENGTH	TEAM	ADJ.	CONF.	ADJ CONF.
Average RPI Loss:	126	RECORD	PCT. RANK	GAMES	SCHEDULE	OF SCHEDULE	RPI	RPI	RPI	RPI
DIV. I ONLY	5- 17	306	3- 7	106	212	275	275	15	15	
DIV. I NON-CONF.	2- 9	293	0- 1	35	233	250	250	16	16	
TOTALS	RPI 1-25	RPI 26-50	W-L RECORDS	RPI 51-100	RPI 101-150	RPI 150+				
5- 17	0- 1	0- 2	OVERALL	0- 5	0- 2	5- 7				
4- 10	0- 1	0- 1	HOME	0- 2	0- 2	4- 4				
1- 7	0- 0	0- 1	AWAY	0- 3	0- 0	1- 3				
0- 0	0- 0	0- 0	NEUTRAL	0- 0	0- 0	0- 0				
2- 9	0- 1	0- 2	NON-CONFERENCE	0- 2	0- 1	2- 3				
2- 7	0- 1	0- 1	HOME	0- 1	0- 1	2- 3				
0- 2	0- 0	0- 1	AWAY	0- 1	0- 0	0- 0				
0- 0	0- 0	0- 0	NEUTRAL	0- 0	0- 0	0- 0				
3- 8	0- 0	0- 0	CONFERENCE	0- 3	0- 1	3- 4				
2- 3	0- 0	0- 0	HOME	0- 1	0- 1	2- 1				
1- 5	0- 0	0- 0	AWAY	0- 2	0- 0	1- 3				
0- 0	0- 0	0- 0	NEUTRAL	0- 0	0- 0	0- 0				

RPI	S	Opponent	Score	RPI	S	Opponent	Score	RPI	S	Opponent	Score	RPI	S	Opponent	Score	Team's RPI: 275
20	H	Miami (FL)	49 69	28	A	South Fla.	41 91	81	A	Middle Tenn.	43 95	134	H	UCF	52 69	
				47	H	Georgetown	53 66	82	A	Western Ky.	38 90	139	H	Old Dominion	64 86	
								83	H	Jacksonville	56 71	155	H	UTSA	61 70	
								90	A	FGCU	42 89	165	H	George Mason	51 67	
								98	H	Charlotte	54 101	176	A	UAB	68 82	
												179	A	Rice	55 74	
												203	H	Texas Southern	62 70	
												214	H	Robert Morris	59 57	
												220	H	Weber St.	61 64	
												250	A	Marshall	52 70	
												293	H	UTEP	88 87	
												297	H	Massachusetts	58 57	
												334	A	Fla. Atlantic	65 60	
												334	H	Fla. Atlantic	74 65	
LAST 12 Division I GAMES:																
179	A	Rice	55 74	155	H	UTSA	61 70									
98	H	Charlotte	54 101	293	H	UTEP	88 87									
139	H	Old Dominion	64 86	334	H	Fla. Atlantic	74 65									
334	A	Fla. Atlantic	65 60	82	A	Western Ky.	38 90									
176	A	UAB	68 82	250	A	Marshall	52 70									
81	A	Middle Tenn.	43 95	165	H	George Mason	51 67									

Non-Div I Games:

FIU

Average RPI Win: 222		WON-LOST	WINNING	LAST 10	STRENGTH OF	OPP. STRENGTH	TEAM	ADJ.	CONF.	ADJ CONF.
Average RPI Loss: 165		RECORD	PCT. RANK	GAMES	SCHEDULE	OF SCHEDULE	RPI	RPI	RPI	RPI
DIV. I ONLY		12- 11	158	7- 3	225	207	180	180	17	17
DIV. I NON-CONF.		3- 6	230	0- 0	217	270	233	233	17	17
TOTALS		RPI 1-25	RPI 26-50	W-L RECORDS	RPI 51-100	RPI 101-150	RPI 150+			
12- 11	0- 0		1- 3	OVERALL	0- 0	2- 1	9- 7			
7- 3	0- 0		1- 0	HOME	0- 0	1- 0	5- 3			
5- 8	0- 0		0- 3	AWAY	0- 0	1- 1	4- 4			
0- 0	0- 0		0- 0	NEUTRAL	0- 0	0- 0	0- 0			
3- 6	0- 0		0- 2	NON-CONFERENCE	0- 0	0- 1	3- 3			
1- 2	0- 0		0- 0	HOME	0- 0	0- 0	1- 2			
2- 4	0- 0		0- 2	AWAY	0- 0	0- 1	2- 1			
0- 0	0- 0		0- 0	NEUTRAL	0- 0	0- 0	0- 0			
9- 5	0- 0		1- 1	CONFERENCE	0- 0	2- 0	6- 4			
6- 1	0- 0		1- 0	HOME	0- 0	1- 0	4- 1			
3- 4	0- 0		0- 1	AWAY	0- 0	1- 0	2- 3			
0- 0	0- 0		0- 0	NEUTRAL	0- 0	0- 0	0- 0			

RPI 1-25				RPI 26-50				RPI 51-100				RPI 101+				Team's RPI: 180	
RPI	S	Opponent	Score	RPI	S	Opponent	Score	RPI	S	Opponent	Score	RPI	S	Opponent	Score		
				26	A	Temple	59 73					126	A	Rider	68 67		
				36	A	Harvard	44 58					140	A	Albany (NY)	45 59		
				48	A	Quinnipiac	55 60					147	H	Iona	68 59		
				48	H	Quinnipiac	65 52					164	A	La Salle	61 68		
												200	A	Siena	52 67		
												200	H	Siena	61 57		
												206	H	Sacred Heart	44 56		
												219	A	Niagara	65 55		
												219	H	Niagara	66 63		
												226	A	Monmouth	71 68		
												226	H	Monmouth	53 60		
												228	A	Marist	55 71		
												244	H	Loyola Maryland	58 57		
												246	A	Canisius	49 63		
												269	H	Manhattan	71 56		
												299	H	Rhode Island	65 72		
												309	H	Saint Peter's	50 38		
												320	A	Mt. St. Mary's	70 57		
												339	A	UMass Lowell	65 41		
LAST 12 Division I GAMES:																	
				309	H	Saint Peter's	50 38					48	A	Quinnipiac	55 60		
				48	H	Quinnipiac	65 52					126	A	Rider	68 67		
				219	H	Niagara	66 63					269	H	Manhattan	71 56		
				226	H	Monmouth	53 60					200	H	Siena	61 57		
				246	A	Canisius	49 63					226	A	Monmouth	71 68		
				219	A	Niagara	65 55					228	A	Marist	55 71		

Non-Div I Games:

Fairfield

■ Loss, ■ Non-Conf, S Site, H Home A Away N Neutral

Ralphie Bickmon				Through Games Of Feb. 9, 1917.						
Average RPI Win:	309	WON-LOST	WINNING	LAST 10	STRENGTH OF	OPP. STRENGTH	TEAM	ADJ.	CONF.	ADJ CONF.
Average RPI Loss:	268	RECORD	PCT. RANK	GAMES	SCHEDULE	OF SCHEDULE	RPI	RPI	RPI	RPI
DIV. I ONLY	6- 16	289	4- 6	349	345	346	346	31	31	
DIV. I NON-CONF.	2- 8	288	0- 0	346	341	347	347	32	32	
TOTALS	RPI 1-25	RPI 26-50	W-L RECORDS	RPI 51-100	RPI 101-150	RPI 150+				
6- 16	0- 0	0- 0	OVERALL	0- 0	0- 0	6- 16				
3- 8	0- 0	0- 0	HOME	0- 0	0- 0	3- 8				
3- 8	0- 0	0- 0	AWAY	0- 0	0- 0	3- 7				
0- 0	0- 0	0- 0	NEUTRAL	0- 0	0- 0	0- 0				
2- 8	0- 0	0- 0	NON-CONFERENCE	0- 0	0- 0	2- 8				
1- 3	0- 0	0- 0	HOME	0- 0	0- 0	1- 3				
1- 5	0- 0	0- 0	AWAY	0- 0	0- 0	1- 5				
0- 0	0- 0	0- 0	NEUTRAL	0- 0	0- 0	0- 0				
4- 8	0- 0	0- 0	CONFERENCE	0- 0	0- 0	4- 8				
2- 5	0- 0	0- 0	HOME	0- 0	0- 0	2- 5				
2- 3	0- 0	0- 0	AWAY	0- 0	0- 0	2- 3				
0- 0	0- 0	0- 0	NEUTRAL	0- 0	0- 0	0- 0				

[illegible]

Non-Div I Games: Queens (NY)

54 70

Fairleigh Dickinson

Loss, Non-Conf, S Site, H Home A Away N Neutral

Average RPI Win:	267	WON-LOST	WINNING	LAST 10	STRENGTH OF	OPP. STRENGTH	TEAM	ADJ.	CONF.	ADJ CONF.
Average RPI Loss:	185	RECORD	PCT. RANK	GAMES	SCHEDULE	OF SCHEDULE	RPI	RPI	RPI	RPI
DIV. I ONLY	3- 18	327	0- 10	254	237	334	334	15	15	
DIV. I NON-CONF.	3- 7	250	0- 1	254	342	318	318	16	16	
TOTALS	RPI 1-25	RPI 26-50	W-L RECORDS	RPI 51-100	RPI 101-150	RPI 150+				
3- 18	0- 0	0- 0	OVERALL	0- 4	0- 3	3- 11				
3- 8	0- 0	0- 0	HOME	0- 2	0- 1	3- 5				
0- 10	0- 0	0- 0	AWAY	0- 2	0- 2	0- 6				
0- 0	0- 0	0- 0	NEUTRAL	0- 0	0- 0	0- 0				
3- 7	0- 0	0- 0	NON-CONFERENCE	0- 1	0- 2	3- 4				
3- 3	0- 0	0- 0	HOME	0- 1	0- 0	3- 2				
0- 4	0- 0	0- 0	AWAY	0- 0	0- 2	0- 2				
0- 0	0- 0	0- 0	NEUTRAL	0- 0	0- 0	0- 0				
0- 11	0- 0	0- 0	CONFERENCE	0- 3	0- 1	0- 7				
0- 5	0- 0	0- 0	HOME	0- 1	0- 1	0- 3				
0- 6	0- 0	0- 0	AWAY	0- 2	0- 0	0- 4				
0- 0	0- 0	0- 0	NEUTRAL	0- 0	0- 0	0- 0				

RPI S	Opponent	Score	RPI S	Opponent	Score	RPI S	Opponent	Score	RPI S	Opponent	Score	Team's RPI: 334
81	A Middle Tenn.	69	87	104	A Mercer	57	74					
82	A Western Ky.	55	76	124	A Arizona	67	77					
90	H FGCU	50	65	139	H Old Dominion	73	93					
98	H Charlotte	66	72	155	H UTSA	62	72					
				176	A UAB	55	66					
				201	H Indiana St.	70	67					
				205	A North Texas	57	79					
				225	A Grand Canyon	60	81					
				236	H Richmond	67	77					
				240	H UMES	59	76					
				250	A Marshall	53	76					
				251	H Jacksonville St.	63	55					
				275	A FIU	65	74					
				275	H FIU	60	65					
				276	A North Florida	88	95					
				293	H UTEP	50	51					
				348	H Jackson St.	67	58					
LAST 12 Division I GAMES:												
205	A North Texas	57	79	293	H UTEP	50	51					
139	H Old Dominion	73	93	155	H UTSA	62	72					
98	H Charlotte	66	72	275	A FIU	65	74					
275	H FIU	60	65	250	A Marshall	53	76					
81	A Middle Tenn.	69	87	82	A Western Ky.	55	76					
176	A UAB	55	66	240	H UMES	59	76					

Non-Div I Games: Fla. Memorial 84 64

Fla. Atlantic

Average RPI Win:	<b>193</b>	WON-LOST	WINNING	LAST 10	STRENGTH OF	OPP. STRENGTH	TEAM	ADJ.	CONF.	ADJ CONF.
Average RPI Loss:	<b>29</b>	RECORD	PCT. RANK	GAMES	SCHEDULE	OF SCHEDULE	RPI	RPI	RPI	RPI
DIV. I ONLY	<b>12- 12</b>	<b>168</b>	<b>3- 7</b>	<b>41</b>	<b>48</b>	<b>70</b>	<b>70</b>	<b>2</b>	<b>2</b>	
DIV. I NON-CONF.	<b>9- 4</b>	<b>85</b>	<b>1- 0</b>	<b>124</b>	<b>171</b>	<b>62</b>	<b>62</b>	<b>2</b>	<b>2</b>	
TOTALS	RPI 1-25	RPI 26-50	W-L RECORDS	RPI 51-100	RPI 101-150	RPI 150+				
12- 12	0- 8	1- 3	OVERALL	1- 0	4- 1	6- 0				
2- 5	0- 3	0- 1	HOME	0- 0	1- 1	1- 0				
4- 6	0- 5	0- 1	AWAY	1- 0	2- 0	1- 0				
6- 1	0- 0	1- 1	NEUTRAL	0- 0	1- 0	4- 0				
9- 4	0- 2	1- 2	NON-CONFERENCE	1- 0	1- 0	6- 0				
1- 0	0- 0	0- 0	HOME	0- 0	0- 0	1- 0				
2- 3	0- 2	0- 1	AWAY	1- 0	0- 0	1- 0				
6- 1	0- 0	1- 1	NEUTRAL	0- 0	1- 0	4- 0				
3- 8	0- 6	0- 1	CONFERENCE	0- 0	3- 1	0- 0				
1- 5	0- 3	0- 1	HOME	0- 0	1- 1	0- 0				
2- 3	0- 3	0- 0	AWAY	0- 0	2- 0	0- 0				
0- 0	0- 0	0- 0	NEUTRAL	0- 0	0- 0	0- 0				

RPI 1-25				RPI 26-50				RPI 51-100				RPI 101+			
RPI	S	Opponent	Score	RPI	S	Opponent	Score	RPI	S	Opponent	Score	RPI	S	Opponent	Score
3	H	South Carolina	62 <b>81</b>	26	N	Temple	83 76	88	A	Chattanooga	72 61	101	A	Georgia	76 68
4	A	Mississippi St.	49 <b>82</b>	27	H	Auburn	75 <b>82</b>					102	A	Vanderbilt	93 73
5	A	Florida St.	58 <b>83</b>	49	A	Northwestern	68 <b>73</b>					107	H	Ole Miss	75 <b>84</b>
14	H	Tennessee	75 <b>84</b>	50	N	Indiana	88 <b>102</b>					109	N	Long Beach St.	83 53
18	A	Texas A&M	76 <b>84</b>									131	H	Arkansas	57 53
18	H	Texas A&M	59 <b>67</b>									233	N	Wofford	74 51
23	A	LSU	67 <b>78</b>									245	N	South Ala.	85 33
24	A	Arizona St.	63 <b>69</b>									278	N	N.C. A&T	67 38
												324	A	Arkansas St.	71 60
												335	H	Southeastern La.	102 51
												341	N	Florida A&M	78 65
LAST 12 Division I GAMES:															
131	H	Arkansas	57 53	18	H	Texas A&M	59 <b>67</b>								
107	H	Ole Miss	75 <b>84</b>	4	A	Mississippi St.	49 <b>82</b>								
18	A	Texas A&M	76 <b>84</b>	3	H	South Carolina	62 <b>81</b>								
102	A	Vanderbilt	93 73	23	A	LSU	67 <b>78</b>								
14	H	Tennessee	75 <b>84</b>	27	H	Auburn	75 <b>82</b>								
101	A	Georgia	76 68	335	H	Southeastern La.	102 51								

Non-Div I Games:

Florida

■ Loss, 
 ■ Non-Conf, S Site, 
 ■ Home 
 ■ Away 
 N Neutral

Average RPI Win:	313	WON-LOST	WINNING	LAST 10	STRENGTH OF	OPP. STRENGTH	TEAM	ADJ.	CONF.	ADJ CONF.
Average RPI Loss:	230	RECORD	PCT. RANK	GAMES	SCHEDULE	OF SCHEDULE	RPI	RPI	RPI	RPI
DIV. I ONLY	6- 15	287	6- 4	346	334	341	341	32	32	
DIV. I NON-CONF.	0- 11	335	0- 1	319	289	349	349	31	31	
TOTALS	RPI 1-25	RPI 26-50	W-L RECORDS	RPI 51-100	RPI 101-150	RPI 150+				
6- 15	0- 0	0- 0	OVERALL	0- 1	0- 1	6- 13				
4- 6	0- 0	0- 0	HOME	0- 0	0- 0	4- 6				
2- 5	0- 0	0- 0	AWAY	0- 0	0- 1	2- 4				
0- 4	0- 0	0- 0	NEUTRAL	0- 1	0- 0	0- 3				
0- 11	0- 0	0- 0	NON-CONFERENCE	0- 1	0- 1	0- 9				
0- 4	0- 0	0- 0	HOME	0- 0	0- 0	0- 4				
0- 3	0- 0	0- 0	AWAY	0- 0	0- 1	0- 2				
0- 4	0- 0	0- 0	NEUTRAL	0- 1	0- 0	0- 3				
6- 4	0- 0	0- 0	CONFERENCE	0- 0	0- 0	6- 4				
4- 2	0- 0	0- 0	HOME	0- 0	0- 0	4- 2				
2- 2	0- 0	0- 0	AWAY	0- 0	0- 0	2- 2				
0- 0	0- 0	0- 0	NEUTRAL	0- 0	0- 0	0- 0				

RPI 1-25				RPI 26-50				RPI 51-100				RPI 101+				Team's RPI: 341
RPI	S	Opponent	Score	RPI	S	Opponent	Score	RPI	S	Opponent	Score	RPI	S	Opponent	Score	
								70	N	Florida	65 78	122	A	Alabama	46 81	
												167	H	Omaha	50 70	
												190	H	Morehead St.	48 53	
												236	N	Richmond	51 64	
												240	H	UMES	59 49	
												247	H	Bethune-Cookman	41 64	
												248	N	Stony Brook	49 80	
												250	A	Marshall	67 77	
												251	N	Jacksonville St.	54 66	
												255	A	Howard	58 72	
												255	H	Howard	55 51	
												262	A	Savannah St.	52 56	
												276	A	North Florida	60 71	
												281	H	Western Caro.	61 62	
												296	H	Coppin St.	62 70	
												303	H	Eastern Ill.	50 66	
												345	A	Delaware St.	65 56	
												345	H	Delaware St.	69 61	
												347	A	Morgan St.	61 26	
												347	H	Morgan St.	51 48	
LAST 12 Division I GAMES:																
				345	H	Delaware St.	69 61					262	A	Savannah St.	52 56	
				255	H	Howard	55 51					347	H	Morgan St.	51 48	
				347	A	Morgan St.	61 26					296	H	Coppin St.	62 70	
				345	A	Delaware St.	65 56					255	A	Howard	58 72	
				240	H	UMES	59 49					122	A	Alabama	46 81	
				247	H	Bethune-Cookman	41 64					70	N	Florida	65 78	

Non-Div I Games: Thomas (GA) 74 65 Stillman 69 59

Florida A&M

Loss, Non-Conf, S Site, H Home A Away N Neutral



Average RPI Win:	104	WON-LOST	WINNING	LAST 10	STRENGTH OF	OPP. STRENGTH	TEAM	ADJ.	CONF.	ADJ CONF.
Average RPI Loss:	18	RECORD	PCT. RANK	GAMES	SCHEDULE	OF SCHEDULE	RPI	RPI	RPI	RPI
DIV. I ONLY	23- 2	4	10- 0	14	22	5	5	3	3	
DIV. I NON-CONF.	12- 1	7	0- 0	55	54	10	10	4	4	
TOTALS	RPI 1-25	RPI 26-50	W-L RECORDS	RPI 51-100	RPI 101-150	RPI 150+				
23- 2	5- 1	3- 1	OVERALL	7- 0	2- 0	6- 0				
11- 2	3- 1	2- 1	HOME	3- 0	0- 0	3- 0				
9- 0	1- 0	1- 0	AWAY	3- 0	2- 0	2- 0				
3- 0	1- 0	0- 0	NEUTRAL	1- 0	0- 0	1- 0				
12- 1	1- 1	1- 0	NON-CONFERENCE	4- 0	1- 0	5- 0				
6- 1	0- 1	1- 0	HOME	2- 0	0- 0	3- 0				
3- 0	0- 0	0- 0	AWAY	1- 0	1- 0	1- 0				
3- 0	1- 0	0- 0	NEUTRAL	1- 0	0- 0	1- 0				
11- 1	4- 0	2- 1	CONFERENCE	3- 0	1- 0	1- 0				
5- 1	3- 0	1- 1	HOME	1- 0	0- 0	0- 0				
6- 0	1- 0	1- 0	AWAY	2- 0	1- 0	1- 0				
0- 0	0- 0	0- 0	NEUTRAL	0- 0	0- 0	0- 0				

RPI	S	Opponent	Score	RPI	S	Opponent	Score	RPI	S	Opponent	Score	RPI	S	Opponent	Score
1	H	UConn	76 78	34	H	North Carolina St.	61 70	52	A	Virginia Tech	82 54	104	A	Mercer	83 40
11	H	Duke	69 45	35	H	Syracuse	77 58	56	A	Minnesota	75 61	108	A	Clemson	86 27
12	H	Louisville	72 65	41	H	James Madison	84 64	57	H	Wake Forest	102 60	159	A	Boston College	85 53
20	A	Miami (FL)	81 66	46	A	Georgia Tech	69 63	70	H	Florida	83 58	176	A	UAB	93 47
20	H	Miami (FL)	80 71					77	N	Gonzaga	87 69	251	H	Jacksonville St.	73 62
25	N	Michigan	76 62					83	H	Jacksonville	90 47	276	H	North Florida	95 39
								100	A	North Carolina	90 77	281	H	Western Caro.	90 41
												325	N	Winthrop	98 35
LAST 12 Division I GAMES:															
57	H	Wake Forest	102 60	108	A	Clemson	86 27								
20	H	Miami (FL)	80 71	12	H	Louisville	72 65								
159	A	Boston College	85 53	11	H	Duke	69 45								
46	A	Georgia Tech	69 63	100	A	North Carolina	90 77								
52	A	Virginia Tech	82 54	34	H	North Carolina St.	61 70								
35	H	Syracuse	77 58	20	A	Miami (FL)	81 66								

Non-Div I Games:

Florida St.

■ Loss, 
■ Non-Conf, S Site, 
■ Home 
■ Away 
N Neutral

Average RPI Win: <b>199</b>	WON-LOST	WINNING	LAST 10	STRENGTH OF	OPP. STRENGTH	TEAM	ADJ.	CONF.	ADJ CONF.
Average RPI Loss: <b>85</b>	RECORD	PCT. RANK	GAMES	SCHEDULE	OF SCHEDULE	RPI	RPI	RPI	RPI
DIV. I ONLY	17- 9	94	6- 4	150	97	112	112	12	12
DIV. I NON-CONF.	9- 5	112	1- 0	103	88	111	111	13	13
TOTALS	RPI 1-25	RPI 26-50	W-L RECORDS	RPI 51-100	RPI 101-150	RPI 150+			
17- 9	0- 1	1- 0	OVERALL	0- 4	3- 4	13- 0			
13- 3	0- 0	1- 0	HOME	0- 2	3- 1	9- 0			
3- 5	0- 1	0- 0	AWAY	0- 1	0- 0	3- 0			
1- 1	0- 0	0- 0	NEUTRAL	0- 1	0- 0	1- 0			
9- 5	0- 1	1- 0	NON-CONFERENCE	0- 3	1- 1	7- 0			
8- 2	0- 0	1- 0	HOME	0- 2	1- 0	6- 0			
0- 2	0- 1	0- 0	AWAY	0- 0	0- 1	0- 0			
1- 1	0- 0	0- 0	NEUTRAL	0- 1	0- 0	1- 0			
8- 4	0- 0	0- 0	CONFERENCE	0- 1	2- 3	6- 0			
5- 1	0- 0	0- 0	HOME	0- 0	2- 1	3- 0			
3- 3	0- 0	0- 0	AWAY	0- 1	0- 2	3- 0			
0- 0	0- 0	0- 0	NEUTRAL	0- 0	0- 0	0- 0			

RPI 1-25				RPI 26-50				RPI 51-100				RPI 101+ Team's RPI: 112			
RPI	S	Opponent	Score	RPI	S	Opponent	Score	RPI	S	Opponent	Score	RPI	S	Opponent	Score
2	A	Notre Dame	36 <b>67</b>	39	H	Little Rock	65 43	55	A	George Washington	46 <b>63</b>	113	H	Duquesne	64 51
								60	H	Buffalo	54 <b>58</b>	116	A	Saint Joseph's	44 <b>47</b>
								61	H	St. John's (NY)	45 <b>59</b>	116	H	Saint Joseph's	44 39
								76	N	Texas Tech	50 <b>59</b>	117	A	Saint Louis	58 <b>82</b>
												130	H	VCU	58 <b>61</b>
												140	H	Albany (NY)	89 82
												147	A	Iona	46 <b>55</b>
												159	H	Boston College	56 49
												165	A	George Mason	53 49
												173	H	Princeton	57 55
												219	H	Niagara	92 69
												222	A	St. Bonaventure	60 44
												222	H	St. Bonaventure	57 45
												229	N	Grambling	59 53
												236	H	Richmond	67 41
												237	H	UNC Asheville	55 42
												254	H	Furman	60 47
												269	H	Manhattan	63 60
												285	H	Davidson	85 72
												299	A	Rhode Island	74 69
LAST 12 Division I GAMES:															
				116	H	Saint Joseph's	44 39	222	A	St. Bonaventure	60 44				
				222	H	St. Bonaventure	57 45	236	H	Richmond	67 41				
				55	A	George Washington	46 <b>63</b>	165	A	George Mason	53 49				
				117	A	Saint Louis	58 <b>82</b>	285	H	Davidson	85 72				
				130	H	VCU	58 <b>61</b>	299	A	Rhode Island	74 69				
				116	A	Saint Joseph's	44 <b>47</b>	237	H	UNC Asheville	55 42				

Non-Div I Games:

Fordham

■ Loss, 
 ■ Non-Conf, S Site, 
 ■ Home 
 ■ Away 
 N Neutral

## Fort Wayne

Through Games Of Feb. 9, 2017

Average RPI Win:	268	WON-LOST	WINNING	LAST 10	STRENGTH OF	OPP. STRENGTH	TEAM	ADJ.	CONF.	ADJ CONF.
Average RPI Loss:	161	RECORD	PCT. RANK	GAMES	SCHEDULE	OF SCHEDULE	RPI	RPI	RPI	RPI
DIV. I ONLY	3- 19	330	1- 9	229	167	323	323	11	11	
DIV. I NON-CONF.	2- 9	293	1- 0	295	221	319	319	10	10	
TOTALS	RPI 1-25	RPI 26-50	W-L RECORDS	RPI 51-100	RPI 101-150	RPI 150+				
3- 19	0- 0	0- 1	OVERALL	0- 5	0- 4	3- 9				
1- 8	0- 0	0- 0	HOME	0- 4	0- 1	1- 3				
1- 10	0- 0	0- 1	AWAY	0- 1	0- 3	1- 5				
1- 1	0- 0	0- 0	NEUTRAL	0- 0	0- 0	1- 1				
2- 9	0- 0	0- 0	NON-CONFERENCE	0- 1	0- 2	2- 6				
0- 3	0- 0	0- 0	HOME	0- 1	0- 0	0- 2				
1- 5	0- 0	0- 0	AWAY	0- 0	0- 2	1- 3				
1- 1	0- 0	0- 0	NEUTRAL	0- 0	0- 0	1- 1				
1- 10	0- 0	0- 1	CONFERENCE	0- 4	0- 2	1- 3				
1- 5	0- 0	0- 0	HOME	0- 3	0- 1	1- 1				
0- 5	0- 0	0- 1	AWAY	0- 1	0- 1	0- 2				
0- 0	0- 0	0- 0	NEUTRAL	0- 0	0- 0	0- 0				

RPI S	Opponent	Score	RPI S	Opponent	Score	RPI S	Opponent	Score	RPI S	Opponent	Score	Team's RPI: 323
37	A South Dakota St.	51 73	67	A South Dakota	59 87	114	A Kent St.	55 66				
			67	H South Dakota	55 82	132	A Oral Roberts	56 82				
			78	H Belmont	59 85	132	H Oral Roberts	59 75				
			80	H IUPUI	48 62	142	A Wright St.	51 62				
			92	H Western Ill.	53 75	162	H Oakland	61 82				
						167	H Omaha	65 62				
						175	A Western Mich.	35 61				
						182	A Illinois	33 56				
						216	N Miami (OH)	47 69				
						234	A Butler	64 70				
						263	H Coastal Caro.	57 72				
						280	A North Dakota St.	56 68				
						300	A Denver	50 78				
						300	H Denver	72 78				
						311	N Eastern Ky.	68 59				
						326	A Ill.-Chicago	61 55				
LAST 12 Division I GAMES:												
67	H South Dakota	55 82	300	H Denver	72 78							
300	A Denver	50 78	280	A North Dakota St.	56 68							
80	H IUPUI	48 62	37	A South Dakota St.	51 73							
167	H Omaha	65 62	132	A Oral Roberts	56 82							
132	H Oral Roberts	59 75	92	H Western Ill.	53 75							
67	A South Dakota	59 87	311	N Eastern Ky.	68 59							

Non-Div I Games: Defiance 76 58 Trine 71 80

Fort Wayne

Loss, Non-Conf, S Site, H Home A Away N Neutral

Average RPI Win: <b>229</b>	WON-LOST	WINNING	LAST 10	STRENGTH OF	OPP. STRENGTH	TEAM	ADJ.	CONF.	ADJ CONF.
Average RPI Loss: <b>123</b>	RECORD	PCT. RANK	GAMES	SCHEDULE	OF SCHEDULE	RPI	RPI	RPI	RPI
DIV. I ONLY	12- 9	134	6- 4	179	181	157	157	13	13
DIV. I NON-CONF.	5- 4	143	0- 0	133	186	140	140	15	15
TOTALS	RPI 1-25	RPI 26-50	W-L RECORDS	RPI 51-100	RPI 101-150	RPI 150+			
12- 9	0- 1	0- 0	OVERALL	1- 3	2- 1	9- 4			
5- 5	0- 0	0- 0	HOME	0- 1	2- 0	3- 4			
5- 4	0- 1	0- 0	AWAY	0- 2	0- 1	5- 0			
2- 0	0- 0	0- 0	NEUTRAL	1- 0	0- 0	1- 0			
5- 4	0- 1	0- 0	NON-CONFERENCE	1- 1	1- 0	3- 2			
1- 3	0- 0	0- 0	HOME	0- 1	1- 0	0- 2			
2- 1	0- 1	0- 0	AWAY	0- 0	0- 0	2- 0			
2- 0	0- 0	0- 0	NEUTRAL	1- 0	0- 0	1- 0			
7- 5	0- 0	0- 0	CONFERENCE	0- 2	1- 1	6- 2			
4- 2	0- 0	0- 0	HOME	0- 0	1- 0	3- 2			
3- 3	0- 0	0- 0	AWAY	0- 2	0- 1	3- 0			
0- 0	0- 0	0- 0	NEUTRAL	0- 0	0- 0	0- 0			

RPI 1-25				RPI 26-50				RPI 51-100				RPI 101+ Team's RPI: 157			
RPI	S	Opponent	Score	RPI	S	Opponent	Score	RPI	S	Opponent	Score	RPI	S	Opponent	Score
9	A	Washington	54 <b>85</b>					63	H	Utah	55 <b>65</b>	103	A	Wyoming	48 <b>70</b>
								69	A	Colorado St.	56 <b>73</b>	103	H	Wyoming	52 47
								78	N	Belmont	62 53	149	H	San Francisco	61 48
								85	A	Boise St.	66 <b>67</b>	154	H	New Mexico	54 <b>80</b>
												185	H	Utah St.	47 <b>52</b>
												188	H	CSUN	57 <b>61</b>
												202	H	San Jose St.	88 74
												210	A	Pacific	74 67
												220	A	Weber St.	60 57
												253	H	UC Santa Barbara	49 <b>50</b>
												261	A	San Diego St.	59 51
												286	A	Nevada	71 70
												286	H	Nevada	68 54
												310	A	Air Force	72 56
												310	H	Air Force	63 40
												328	N	UC Irvine	63 45
LAST 12 Division I GAMES:															
103	H	Wyoming	52 47	85	A	Boise St.	66 <b>67</b>	310	H	Air Force	63 40	202	H	San Jose St.	88 74
261	A	San Diego St.	59 51	310	H	Air Force	63 40	103	A	Wyoming	48 <b>70</b>	286	A	Nevada	71 70
310	A	Air Force	72 56	202	H	San Jose St.	88 74	103	A	Wyoming	48 <b>70</b>	286	H	Nevada	68 54
185	H	Utah St.	47 <b>52</b>	103	A	Wyoming	48 <b>70</b>	286	A	Nevada	71 70	310	H	Air Force	72 56
286	H	Nevada	68 54	286	A	Nevada	71 70	310	H	Air Force	63 40	328	N	UC Irvine	63 45
69	A	Colorado St.	56 <b>73</b>	154	H	New Mexico	54 <b>80</b>								

Non-Div I Games: Biola 71 50 Cal St. Dom. Hills 73 60

Fresno St.

■ Loss, 
 ■ Non-Conf, 
 ■ S Site, 
 ■ Home 
 ■ A Away 
 N Neutral

Average RPI Win: <b>251</b>	WON-LOST	WINNING	LAST 10	STRENGTH OF	OPP. STRENGTH	TEAM	ADJ.	CONF.	ADJ CONF.
Average RPI Loss: <b>166</b>	RECORD	PCT. RANK	GAMES	SCHEDULE	OF SCHEDULE	RPI	RPI	RPI	RPI
DIV. I ONLY	9- 13	221	1- 4	256	231	254	254	18	18
DIV. I NON-CONF.	4- 9	248	0- 1	284	241	309	309	21	21
TOTALS	RPI 1-25	RPI 26-50	W-L RECORDS	RPI 51-100	RPI 101-150	RPI 150+			
9- 13	0- 0	0- 0	OVERALL	1- 2	0- 5	8- 6			
7- 3	0- 0	0- 0	HOME	1- 0	0- 1	6- 2			
2- 9	0- 0	0- 0	AWAY	0- 1	0- 0	2- 0			
0- 1	0- 0	0- 0	NEUTRAL	0- 0	0- 1	0- 0			
4- 9	0- 0	0- 0	NON-CONFERENCE	0- 2	0- 4	4- 3			
4- 2	0- 0	0- 0	HOME	0- 0	0- 1	4- 1			
0- 6	0- 0	0- 0	AWAY	0- 2	0- 2	0- 2			
0- 1	0- 0	0- 0	NEUTRAL	0- 0	0- 1	0- 0			
5- 4	0- 0	0- 0	CONFERENCE	1- 0	0- 1	4- 3			
3- 1	0- 0	0- 0	HOME	1- 0	0- 0	2- 1			
2- 3	0- 0	0- 0	AWAY	0- 0	0- 1	2- 2			
0- 0	0- 0	0- 0	NEUTRAL	0- 0	0- 0	0- 0			

RPI S	Opponent	Score	RPI S	Opponent	Score	RPI S	Opponent	Score	RPI S	Opponent	Score	Team's RPI: 254
						57	A Wake Forest	52 59	101	A Georgia	62 67	
						62	A Central Mich.	71 81	104	A Mercer	52 76	
						88	H Chattanooga	65 48	112	A Fordham	47 60	
									130	H VCU	61 75	
									148	N Eastern Wash.	56 68	
									189	H ETSU	64 74	
									218	A UNCW	52 56	
									230	A UNCG	52 65	
									230	H UNCG	65 55	
									233	A Wofford	69 49	
									236	H Richmond	48 54	
									237	H UNC Asheville	63 51	
									239	A Samford	54 50	
									281	A Western Caro.	72 75	
									281	H Western Caro.	73 44	
									285	A Davidson	61 71	
									292	H Gardner-Webb	84 62	
									319	H USC Upstate	57 37	
									344	H N.C. Central	60 40	
LAST 12 Division I GAMES:												
						62	A Central Mich.	71 81	104	A Mercer	52 76	
						230	A UNCG	52 65	233	A Wofford	69 49	
						281	A Western Caro.	72 75	281	H Western Caro.	73 44	
						88	H Chattanooga	65 48	230	H UNCG	65 55	
						189	H ETSU	64 74	344	H N.C. Central	60 40	
						239	A Samford	54 50	292	H Gardner-Webb	84 62	

Non-Div I Games: Bob Jones 95 45 Mars Hill 81 46 Newberry 67 41

Furman

## Ga. Southern

Through Games Of Feb. 9, 2017

Average RPI Win:	270	WON-LOST	WINNING	LAST 10	STRENGTH OF	OPP. STRENGTH	TEAM	ADJ.	CONF.	ADJ CONF.
Average RPI Loss:	167	RECORD	PCT. RANK	GAMES	SCHEDULE	OF SCHEDULE	RPI	RPI	RPI	RPI
DIV. I ONLY	9- 13	221	6- 4	255	280	260	260	21	21	
DIV. I NON-CONF.	3- 7	250	0- 0	183	312	256	256	19	19	
TOTALS	RPI 1-25	RPI 26-50	W-L RECORDS	RPI 51-100	RPI 101-150	RPI 150+				
9- 13	0- 0	0- 0	OVERALL	0- 1	0- 6	9- 6				
6- 5	0- 0	0- 0	HOME	0- 0	0- 3	6- 2				
3- 8	0- 0	0- 0	AWAY	0- 1	0- 3	3- 4				
0- 0	0- 0	0- 0	NEUTRAL	0- 0	0- 0	0- 0				
3- 7	0- 0	0- 0	NON-CONFERENCE	0- 1	0- 4	3- 2				
2- 2	0- 0	0- 0	HOME	0- 0	0- 2	2- 0				
1- 5	0- 0	0- 0	AWAY	0- 1	0- 2	1- 2				
0- 0	0- 0	0- 0	NEUTRAL	0- 0	0- 0	0- 0				
6- 6	0- 0	0- 0	CONFERENCE	0- 0	0- 2	6- 4				
4- 3	0- 0	0- 0	HOME	0- 0	0- 1	4- 2				
2- 3	0- 0	0- 0	AWAY	0- 0	0- 1	2- 2				
0- 0	0- 0	0- 0	NEUTRAL	0- 0	0- 0	0- 0				

RPI 1-25				RPI 26-50				RPI 51-100				RPI 101+				Team's RPI: 260	
RPI	S	Opponent	Score	RPI	S	Opponent	Score	RPI	S	Opponent	Score	RPI	S	Opponent	Score		
								80	A	IUPUI	57	83	104	H	Mercer	56	77
												108	A	Clemson	47	58	
												110	A	Troy	67	77	
												110	H	Troy	86	89	
												122	A	Alabama	48	66	
												134	H	UCF	54	74	
												184	A	Appalachian St.	48	73	
												184	H	Appalachian St.	53	50	
												194	A	Louisiana	52	79	
												194	H	Louisiana	63	60	
												245	A	South Ala.	53	45	
												245	H	South Ala.	46	55	
												251	A	Jacksonville St.	55	67	
												256	A	Charleston So.	54	55	
												262	A	Savannah St.	50	45	
												263	H	Coastal Caro.	78	70	
												271	H	Georgia St.	54	58	
												278	H	N.C. A&T	65	50	
												330	A	La.-Monroe	65	44	
												330	H	La.-Monroe	76	65	
												340	H	South Carolina St.	74	58	
LAST 12 Division I GAMES:																	
184	A	Appalachian St.	48	73	263	H	Coastal Caro.	78	70								
330	H	La.-Monroe	76	65	194	A	Louisiana	52	79								
194	H	Louisiana	63	60	330	A	La.-Monroe	65	44								
245	A	South Ala.	53	45	110	H	Troy	86	89								
110	A	Troy	67	77	245	H	South Ala.	46	55								
184	H	Appalachian St.	53	50	271	H	Georgia St.	54	58								

Non-Div I Games: Thomas (GA) 106 43

Ga. Southern

■ Loss, 
 ■ Non-Conf, 
 ■ S Site, 
 ■ Home 
 ■ A Away 
 N Neutral

Average RPI Win:	296	WON-LOST	WINNING	LAST 10	STRENGTH OF	OPP. STRENGTH	TEAM	ADJ.	CONF.	ADJ CONF.
Average RPI Loss:	200	RECORD	PCT. RANK	GAMES	SCHEDULE	OF SCHEDULE	RPI	RPI	RPI	RPI
DIV. I ONLY	7- 12	244	5- 5	326	301	292	292	28	28	
DIV. I NON-CONF.	2- 6	275	0- 0	279	263	265	265	28	28	
TOTALS	RPI 1-25	RPI 26-50	W-L RECORDS	RPI 51-100	RPI 101-150	RPI 150+				
7- 12	0- 0	0- 0	OVERALL	0- 1	0- 2	7- 9				
3- 2	0- 0	0- 0	HOME	0- 0	0- 0	3- 2				
4- 8	0- 0	0- 0	AWAY	0- 1	0- 1	4- 3				
0- 2	0- 0	0- 0	NEUTRAL	0- 0	0- 0	0- 2				
2- 6	0- 0	0- 0	NON-CONFERENCE	0- 1	0- 1	2- 4				
0- 0	0- 0	0- 0	HOME	0- 0	0- 0	0- 0				
2- 4	0- 0	0- 0	AWAY	0- 1	0- 1	2- 2				
0- 2	0- 0	0- 0	NEUTRAL	0- 0	0- 0	0- 2				
5- 6	0- 0	0- 0	CONFERENCE	0- 0	0- 1	5- 5				
3- 2	0- 0	0- 0	HOME	0- 0	0- 0	3- 2				
2- 4	0- 0	0- 0	AWAY	0- 0	0- 1	2- 3				
0- 0	0- 0	0- 0	NEUTRAL	0- 0	0- 0	0- 0				

RPI 1-25			RPI 26-50			RPI 51-100			RPI 101+			Team's RPI: 292
RPI	S	Opponent	Score	RPI	S	Opponent	Score	RPI	S	Opponent	Score	
						52 A Virginia Tech	42 76	134 A UCF			52 66	
								137 A Radford			57 67	
								176 N UAB			49 59	
								184 N Appalachian St.			67 72	
								221 H Campbell			61 73	
								223 H Presbyterian			55 56	
								233 A Wofford			66 75	
								237 H UNC Asheville			55 52	
								241 A Liberty			63 66	
								241 H Liberty			84 82	
								254 A Furman			62 84	
								256 A Charleston So.			57 64	
								281 A Western Caro.			68 60	
								288 A High Point			69 71	
								319 A USC Upstate			57 53	
								325 A Winthrop			89 54	
								336 A Longwood			77 43	
								336 H Longwood			89 55	
LAST 12 Division I GAMES:												
336 H		Longwood	89 55	237 H		UNC Asheville	55 52					
241 A		Liberty	63 66	241 H		Liberty	84 82					
325 A		Winthrop	89 54	336 A		Longwood	77 43					
221 H		Campbell	61 73	223 H		Presbyterian	55 56					
256 A		Charleston So.	57 64	137 A		Radford	57 67					
288 A		High Point	69 71	254 A		Furman	62 84					

Non-Div I Games: Montreat 92 45 Southern Wesleyan 86 62 Converse 68 38

Gardner-Webb

Loss, Non-Conf, S Site, H Home A Away N Neutral

## George Mason

Through Games Of Feb. 9, 2017

Average RPI Win:	231	WON-LOST	WINNING	LAST 10	STRENGTH OF	OPP. STRENGTH	TEAM	ADJ.	CONF.	ADJ CONF.
Average RPI Loss:	118	RECORD	PCT. RANK	GAMES	SCHEDULE	OF SCHEDULE	RPI	RPI	RPI	RPI
DIV. I ONLY	12- 13	183	3- 7	135	202	165	165	12	12	
DIV. I NON-CONF.	7- 6	157	1- 0	117	281	126	126	13	13	
TOTALS	RPI 1-25	RPI 26-50	W-L RECORDS	RPI 51-100	RPI 101-150	RPI 150+				
12- 13	0- 0	0- 1	OVERALL	0- 3	4- 6	8- 3				
6- 5	0- 0	0- 0	HOME	0- 2	3- 3	3- 0				
6- 7	0- 0	0- 1	AWAY	0- 0	1- 3	5- 3				
0- 1	0- 0	0- 0	NEUTRAL	0- 1	0- 0	0- 0				
7- 6	0- 0	0- 1	NON-CONFERENCE	0- 1	3- 3	4- 1				
3- 2	0- 0	0- 0	HOME	0- 0	2- 2	1- 0				
4- 3	0- 0	0- 1	AWAY	0- 0	1- 1	3- 1				
0- 1	0- 0	0- 0	NEUTRAL	0- 1	0- 0	0- 0				
5- 7	0- 0	0- 0	CONFERENCE	0- 2	1- 3	4- 2				
3- 3	0- 0	0- 0	HOME	0- 2	1- 1	2- 0				
2- 4	0- 0	0- 0	AWAY	0- 0	0- 2	2- 2				
0- 0	0- 0	0- 0	NEUTRAL	0- 0	0- 0	0- 0				

RPI 1-25				RPI 26-50				RPI 51-100				RPI 101+				Team's RPI: 165	
RPI	S	Opponent	Score	RPI	S	Opponent	Score	RPI	S	Opponent	Score	RPI	S	Opponent	Score		
				47	A	Georgetown	56 69	55	H	George Washington	71 79	105	H	SFA	76 77		
								58	H	Dayton	48 60	112	H	Fordham	49 53		
								72	N	Drexel	71 82	113	A	Duquesne	57 76		
												117	A	Saint Louis	50 89		
												118	A	Delaware	51 67		
												119	H	Navy	68 64		
												124	H	Arizona	70 81		
												130	H	VCU	70 59		
												137	H	Radford	70 56		
												144	A	Detroit	55 54		
												164	A	La Salle	57 59		
												169	A	Towson	75 79		
												222	H	St. Bonaventure	52 49		
												236	A	Richmond	54 50		
												272	H	Norfolk St.	60 33		
												275	A	FIU	67 51		
												285	A	Davidson	54 58		
												285	H	Davidson	59 55		
												297	A	Massachusetts	66 55		
												321	A	Illinois St.	72 46		
												332	A	LIU Brooklyn	64 48		
LAST 12 Division I GAMES:																	
				285	H	Davidson	59 55	130	H	VCU	70 59						
				113	A	Duquesne	57 76	55	H	George Washington	71 79						
				164	A	La Salle	57 59	112	H	Fordham	49 53						
				58	H	Dayton	48 60	117	A	Saint Louis	50 89						
				236	A	Richmond	54 50	222	H	St. Bonaventure	52 49						
				285	A	Davidson	54 58	275	A	FIU	67 51						

Non-Div I Games:

George Mason

■ Loss, 
 ■ Non-Conf, 
 ■ S Site, 
 ■ H Home 
 ■ A Away 
 N Neutral



Average RPI Win:	176	WON-LOST	WINNING	LAST 10	STRENGTH OF	OPP. STRENGTH	TEAM	ADJ.	CONF.	ADJ CONF.
Average RPI Loss:	77	RECORD	PCT. RANK	GAMES	SCHEDULE	OF SCHEDULE	RPI	RPI	RPI	RPI
DIV. I ONLY	16- 8	80	7- 3	94	82	55	55	12	12	
DIV. I NON-CONF.	7- 5	137	1- 0	53	27	75	75	13	13	
TOTALS	RPI 1-25	RPI 26-50	W-L RECORDS	RPI 51-100	RPI 101-150	RPI 150+				
16- 8	0- 1	0- 3	OVERALL	3- 1	4- 2	9- 1				
8- 2	0- 1	0- 0	HOME	0- 0	3- 1	5- 0				
6- 5	0- 0	0- 2	AWAY	1- 1	1- 1	4- 1				
2- 1	0- 0	0- 1	NEUTRAL	2- 0	0- 0	0- 0				
7- 5	0- 1	0- 3	NON-CONFERENCE	3- 0	0- 0	4- 1				
4- 1	0- 1	0- 0	HOME	0- 0	0- 0	4- 0				
1- 3	0- 0	0- 2	AWAY	1- 0	0- 0	0- 1				
2- 1	0- 0	0- 1	NEUTRAL	2- 0	0- 0	0- 0				
9- 3	0- 0	0- 0	CONFERENCE	0- 1	4- 2	5- 0				
4- 1	0- 0	0- 0	HOME	0- 0	3- 1	1- 0				
5- 2	0- 0	0- 0	AWAY	0- 1	1- 1	4- 0				
0- 0	0- 0	0- 0	NEUTRAL	0- 0	0- 0	0- 0				

RPI 1-25				RPI 26-50				RPI 51-100 Team's RPI: 55				RPI 101+			
RPI	S	Opponent	Score	RPI	S	Opponent	Score	RPI	S	Opponent	Score	RPI	S	Opponent	Score
13	H	Stanford	52 71	35	N	Syracuse	71 74	58	A	Dayton	48 50	112	H	Fordham	63 46
				37	A	South Dakota St.	55 60	66	A	Villanova	72 69	113	A	Duquesne	75 40
				47	A	Georgetown	57 72	82	N	Western Ky.	68 49	113	H	Duquesne	63 73
								90	N	FGCU	76 47	116	H	Saint Joseph's	53 44
												117	A	Saint Louis	59 67
												130	H	VCU	81 67
												164	A	La Salle	79 65
												165	A	George Mason	79 71
												173	H	Princeton	56 45
												182	H	Illinois	72 56
												192	A	American	61 66
												244	H	Loyola Maryland	74 64
												285	H	Davidson	76 62
												296	H	Coppin St.	77 46
												297	A	Massachusetts	60 54
												299	A	Rhode Island	72 44
LAST 12 Division I GAMES:															
299	A	Rhode Island	72 44	285	H	Davidson	76 62								
164	A	La Salle	79 65	165	A	George Mason	79 71								
112	H	Fordham	63 46	58	A	Dayton	48 50								
113	H	Duquesne	63 73	116	H	Saint Joseph's	53 44								
117	A	Saint Louis	59 67	113	A	Duquesne	75 40								
297	A	Massachusetts	60 54	244	H	Loyola Maryland	74 64								

Non-Div I Games:

George Washington

■ Loss, 
 ■ Non-Conf, S Site, 
 ■ Home 
 ■ Away 
 N Neutral

Average RPI Win: <b>152</b>	WON-LOST	WINNING	LAST 10	STRENGTH OF	OPP. STRENGTH	TEAM	ADJ.	CONF.	ADJ CONF.
Average RPI Loss: <b>42</b>	RECORD	PCT. RANK	GAMES	SCHEDULE	OF SCHEDULE	RPI	RPI	RPI	RPI
DIV. I ONLY	<b>14- 8</b>	<b>103</b>	<b>6- 4</b>	<b>54</b>	<b>55</b>	<b>47</b>	<b>47</b>	<b>7</b>	<b>7</b>
DIV. I NON-CONF.	<b>8- 2</b>	<b>49</b>	<b>0- 0</b>	<b>42</b>	<b>57</b>	<b>9</b>	<b>9</b>	<b>7</b>	<b>7</b>
TOTALS	RPI 1-25	RPI 26-50	W-L RECORDS	RPI 51-100	RPI 101-150	RPI 150+			
14- 8	0- 3	0- 1	OVERALL	3- 4	3- 0	8- 0			
6- 4	0- 2	0- 1	HOME	2- 1	1- 0	3- 0			
6- 4	0- 1	0- 0	AWAY	0- 3	1- 0	5- 0			
2- 0	0- 0	0- 0	NEUTRAL	1- 0	1- 0	0- 0			
8- 2	0- 0	0- 0	NON-CONFERENCE	2- 2	3- 0	3- 0			
3- 0	0- 0	0- 0	HOME	1- 0	1- 0	1- 0			
3- 2	0- 0	0- 0	AWAY	0- 2	1- 0	2- 0			
2- 0	0- 0	0- 0	NEUTRAL	1- 0	1- 0	0- 0			
6- 6	0- 3	0- 1	CONFERENCE	1- 2	0- 0	5- 0			
3- 4	0- 2	0- 1	HOME	1- 1	0- 0	2- 0			
3- 2	0- 1	0- 0	AWAY	0- 1	0- 0	3- 0			
0- 0	0- 0	0- 0	NEUTRAL	0- 0	0- 0	0- 0			

RPI 1-25				RPI 26-50				Team's RPI: 47	RPI 51-100				RPI 101+			
RPI	S	Opponent	Score	RPI	S	Opponent	Score		RPI	S	Opponent	Score	RPI	S	Opponent	Score
15	H	DePaul	53 <b>76</b>	42	H	Marquette	77 <b>84</b>		52	A	Virginia Tech	63 <b>73</b>	118	A	Delaware	54 46
21	A	Creighton	68 <b>70</b>						55	H	George Washington	72 57	122	H	Alabama	70 59
21	H	Creighton	59 <b>67</b>						56	A	Minnesota	60 <b>68</b>	142	N	Wright St.	67 60
									61	H	St. John's (NY)	66 <b>71</b>	165	H	George Mason	69 56
									66	A	Villanova	50 <b>71</b>	169	A	Towson	75 59
									66	H	Villanova	54 49	170	A	Providence	71 39
									79	N	Penn St.	68 54	170	H	Providence	72 70
													172	A	Xavier	69 64
													186	H	Seton Hall	77 58
													234	A	Butler	58 52
													275	A	FIU	66 53
LAST 12 Division I GAMES:																
21	H	Creighton	59 <b>67</b>	61	H	St. John's (NY)	66 <b>71</b>									
170	H	Providence	72 70	170	A	Providence	71 39									
66	H	Villanova	54 49	21	A	Creighton	68 <b>70</b>									
234	A	Butler	58 52	66	A	Villanova	50 <b>71</b>									
172	A	Xavier	69 64	42	H	Marquette	77 <b>84</b>									
186	H	Seton Hall	77 58	15	H	DePaul	53 <b>76</b>									

Non-Div I Games:

Georgetown

■ Loss, 
 ■ Non-Conf, 
 S Site, 
 ■ Home 
 ■ Away 
 N Neutral

Average RPI Win:	153	WON-LOST	WINNING	LAST 10	STRENGTH OF	OPP. STRENGTH	TEAM	ADJ.	CONF.	ADJ CONF.
Average RPI Loss:	58	RECORD	PCT. RANK	GAMES	SCHEDULE	OF SCHEDULE	RPI	RPI	RPI	RPI
DIV. I ONLY	12- 12	168	4- 6	48	27	101	101	2	2	
DIV. I NON-CONF.	8- 5	124	1- 0	160	117	142	142	2	2	
TOTALS	RPI 1-25	RPI 26-50	W-L RECORDS	RPI 51-100	RPI 101-150	RPI 150+				
12- 12	2- 4	0- 3	OVERALL	2- 3	3- 1	5- 1				
9- 5	2- 2	0- 0	HOME	1- 2	2- 0	4- 1				
2- 6	0- 2	0- 2	AWAY	0- 1	1- 1	1- 0				
1- 1	0- 0	0- 1	NEUTRAL	1- 0	0- 0	0- 0				
8- 5	0- 0	0- 2	NON-CONFERENCE	2- 2	1- 0	5- 1				
6- 2	0- 0	0- 0	HOME	1- 1	1- 0	4- 1				
1- 2	0- 0	0- 1	AWAY	0- 1	0- 0	1- 0				
1- 1	0- 0	0- 1	NEUTRAL	1- 0	0- 0	0- 0				
4- 7	2- 4	0- 1	CONFERENCE	0- 1	2- 1	0- 0				
3- 3	2- 2	0- 0	HOME	0- 1	1- 0	0- 0				
1- 4	0- 2	0- 1	AWAY	0- 0	1- 1	0- 0				
0- 0	0- 0	0- 0	NEUTRAL	0- 0	0- 0	0- 0				

RPI	S	Opponent	Score	RPI	S	Opponent	Score	RPI	S	Opponent	Score	RPI	S	Opponent	Score	Team's RPI: 101
3	A	South Carolina	63 66	28	N	South Fla.	65 81	56	N	Minnesota	70 58	102	H	Vanderbilt	70 68	
3	H	South Carolina	44 62	33	A	Missouri	45 63	64	A	Oklahoma St.	51 71	104	H	Mercer	72 64	
14	H	Tennessee	81 78	46	A	Georgia Tech	45 52	70	H	Florida	68 76	107	A	Ole Miss	62 69	
16	A	Kentucky	61 82					74	H	Virginia	43 66	131	A	Arkansas	69 66	
16	H	Kentucky	56 66					97	H	BYU	81 51	153	A	Cincinnati	51 48	
18	H	Texas A&M	69 59									239	H	Samford	59 65	
												254	H	Furman	67 62	
												281	H	Western Caro.	78 43	
												284	H	Kennesaw St.	82 40	
												340	H	South Carolina St.	64 50	
LAST 12 Division I GAMES:																
16	H	Kentucky	56 66	16	A	Kentucky	61 82									
14	H	Tennessee	81 78	3	A	South Carolina	63 66									
131	A	Arkansas	69 66	102	H	Vanderbilt	70 68									
107	A	Ole Miss	62 69	18	H	Texas A&M	69 59									
3	H	South Carolina	44 62	33	A	Missouri	45 63									
70	H	Florida	68 76	281	H	Western Caro.	78 43									

Non-Div I Games:

Georgia

■ Loss, 
 ■ Non-Conf, 
 ■ S Site, 
 ■ H Home 
 ■ A Away 
 N Neutral

Average RPI Win:	234	WON-LOST	WINNING	LAST 10	STRENGTH OF	OPP. STRENGTH	TEAM	ADJ.	CONF.	ADJ CONF.
Average RPI Loss:	179	RECORD	PCT. RANK	GAMES	SCHEDULE	OF SCHEDULE	RPI	RPI	RPI	RPI
DIV. I ONLY	8- 14	245	4- 6	266	229	271	271	21	21	
DIV. I NON-CONF.	3- 7	250	0- 0	177	167	248	248	19	19	
TOTALS	RPI 1-25	RPI 26-50	W-L RECORDS	RPI 51-100	RPI 101-150	RPI 150+				
8- 14	0- 0	0- 2	OVERALL	0- 1	1- 2	7- 9				
2- 8	0- 0	0- 1	HOME	0- 0	0- 1	2- 6				
5- 4	0- 0	0- 1	AWAY	0- 0	1- 1	4- 2				
1- 2	0- 0	0- 0	NEUTRAL	0- 1	0- 0	1- 1				
3- 7	0- 0	0- 2	NON-CONFERENCE	0- 1	0- 1	3- 3				
1- 3	0- 0	0- 1	HOME	0- 0	0- 0	1- 2				
1- 2	0- 0	0- 1	AWAY	0- 0	0- 1	1- 0				
1- 2	0- 0	0- 0	NEUTRAL	0- 1	0- 0	1- 1				
5- 7	0- 0	0- 0	CONFERENCE	0- 0	1- 1	4- 6				
1- 5	0- 0	0- 0	HOME	0- 0	0- 1	1- 4				
4- 2	0- 0	0- 0	AWAY	0- 0	1- 0	3- 2				
0- 0	0- 0	0- 0	NEUTRAL	0- 0	0- 0	0- 0				

RPI S	Opponent	Score	RPI S	Opponent	Score	RPI S	Opponent	Score	RPI S	Opponent	Score	Team's RPI: 271
29	H Elon	67 84	79	N Penn St.	42 69	110	A Troy	68 65	110	H Troy	69 87	
46	A Georgia Tech	42 73				122	A Alabama	57 80	184	H Appalachian St.	63 67	
						190	A Morehead St.	68 50	192	N American	59 58	
						194	A Louisiana	65 72	194	H Louisiana	64 70	
						217	H Akron	66 78	218	H UNCW	66 72	
						245	A South Ala.	55 45	245	H South Ala.	47 77	
						260	A Ga. Southern	58 54	263	A Coastal Caro.	69 48	
						263	H Coastal Caro.	67 73	274	N Eastern Mich.	59 69	
						284	H Kennesaw St.	62 59	330	A La.-Monroe	63 72	
						330	H La.-Monroe	87 35				
LAST 12 Division I GAMES:												
263	A Coastal Caro.	69 48	184	H Appalachian St.	63 67	330	A La.-Monroe	63 72	194	A Louisiana	65 72	
194	H Louisiana	64 70	245	H South Ala.	47 77	110	H Troy	69 87	260	A Ga. Southern	58 54	
330	H La.-Monroe	87 35										
110	A Troy	68 65										
245	A South Ala.	55 45										
263	H Coastal Caro.	67 73										

Non-Div I Games: Allen

96 58

Georgia St.

■ Loss, 
 ■ Non-Conf, 
 ■ S Site, 
 ■ Home 
 ■ Away 
 N Neutral



Average RPI Win: <b>192</b>	WON-LOST	WINNING	LAST 10	STRENGTH OF	OPP. STRENGTH	TEAM	ADJ.	CONF.	ADJ CONF.
Average RPI Loss: <b>137</b>	RECORD	PCT. RANK	GAMES	SCHEDULE	OF SCHEDULE	RPI	RPI	RPI	RPI
DIV. I ONLY	20- 4	11	10- 0	234	99	77	77	14	14
DIV. I NON-CONF.	9- 2	37	0- 0	154	43	58	58	12	12
TOTALS	RPI 1-25	RPI 26-50	W-L RECORDS	RPI 51-100	RPI 101-150	RPI 150+			
20- 4	1- 2	1- 0	OVERALL	2- 0	3- 0	13- 2			
12- 1	0- 0	1- 0	HOME	2- 0	1- 0	8- 1			
7- 1	1- 0	0- 0	AWAY	0- 0	2- 0	4- 1			
1- 2	0- 2	0- 0	NEUTRAL	0- 0	0- 0	1- 0			
9- 2	1- 2	1- 0	NON-CONFERENCE	1- 0	1- 0	5- 0			
6- 0	0- 0	1- 0	HOME	1- 0	0- 0	4- 0			
2- 0	1- 0	0- 0	AWAY	0- 0	1- 0	0- 0			
1- 2	0- 2	0- 0	NEUTRAL	0- 0	0- 0	1- 0			
11- 2	0- 0	0- 0	CONFERENCE	1- 0	2- 0	8- 2			
6- 1	0- 0	0- 0	HOME	1- 0	1- 0	4- 1			
5- 1	0- 0	0- 0	AWAY	0- 0	1- 0	4- 1			
0- 0	0- 0	0- 0	NEUTRAL	0- 0	0- 0	0- 0			

RPI 1-25				RPI 26-50				RPI 51-100				Team's RPI: 77		RPI 101+			
RPI	S	Opponent	Score	RPI	S	Opponent	Score	RPI	S	Opponent	Score			RPI	S	Opponent	Score
5	N	Florida St.	69 87	49	H	Northwestern	67 56	53	H	Washington St.	79 61			127	A	St. Mary's (CA)	79 75
13	A	Stanford	68 63					97	H	BYU	87 52			148	A	Eastern Wash.	73 54
25	N	Michigan	66 78											149	H	San Francisco	61 46
														152	A	Santa Clara	50 49
														152	H	Santa Clara	51 39
														204	A	Loyola Marymount	80 56
														204	H	Loyola Marymount	73 61
														210	H	Pacific	63 65
														215	A	San Diego	57 55
														223	H	Presbyterian	79 39
														232	H	Colgate	72 42
														277	A	Portland	85 50
														277	H	Portland	67 55
														302	H	Nicholls St.	78 46
														307	A	Pepperdine	69 79
														307	H	Pepperdine	83 61
														325	N	Winthrop	71 41
														328	H	UC Irvine	102 38
LAST 12 Division I GAMES:																	
204	H	Loyola Marymount	73 61	152	H	Santa Clara	51 39										
152	A	Santa Clara	50 49	127	A	St. Mary's (CA)	79 75										
97	H	BYU	87 52	204	A	Loyola Marymount	80 56										
307	H	Pepperdine	83 61	277	H	Portland	67 55										
215	A	San Diego	57 55	149	H	San Francisco	61 46										
277	A	Portland	85 50	210	H	Pacific	63 65										

Non-Div I Games:

Gonzaga

■ Loss, 
 ■ Non-Conf, S Site, 
 ■ Home 
 ■ Away 
 N Neutral

## Grambling

Through Games Of Feb. 9, 2017

Average RPI Win: <b>300</b>	WON-LOST	WINNING	LAST 10	STRENGTH OF	OPP. STRENGTH	TEAM	ADJ.	CONF.	ADJ CONF.
Average RPI Loss: <b>148</b>	RECORD	PCT. RANK	GAMES	SCHEDULE	OF SCHEDULE	RPI	RPI	RPI	RPI
DIV. I ONLY	10- 12	204	7- 3	316	266	229	229	30	30
DIV. I NON-CONF.	2- 9	293	1- 0	241	69	274	274	29	29
TOTALS	RPI 1-25	RPI 26-50	W-L RECORDS	RPI 51-100	RPI 101-150	RPI 150+			
10- 12	0- 1	0- 1	OVERALL	0- 2	0- 3	10- 5			
4- 2	0- 0	0- 0	HOME	0- 0	0- 0	4- 2			
6- 8	0- 0	0- 0	AWAY	0- 0	0- 0	6- 1			
0- 2	0- 0	0- 0	NEUTRAL	0- 1	0- 1	0- 0			
2- 9	0- 1	0- 1	NON-CONFERENCE	0- 2	0- 3	2- 2			
0- 1	0- 0	0- 0	HOME	0- 0	0- 0	0- 1			
2- 6	0- 1	0- 1	AWAY	0- 1	0- 2	2- 1			
0- 2	0- 0	0- 0	NEUTRAL	0- 1	0- 1	0- 0			
8- 3	0- 0	0- 0	CONFERENCE	0- 0	0- 0	8- 3			
4- 1	0- 0	0- 0	HOME	0- 0	0- 0	4- 1			
4- 2	0- 0	0- 0	AWAY	0- 0	0- 0	4- 2			
0- 0	0- 0	0- 0	NEUTRAL	0- 0	0- 0	0- 0			

RPI 1-25				RPI 26-50				RPI 51-100				RPI 101+ Team's RPI: 229			
RPI	S	Opponent	Score	RPI	S	Opponent	Score	RPI	S	Opponent	Score	RPI	S	Opponent	Score
20	A	Miami (FL)	61 <b>89</b>	43	A	Tulane	56 <b>79</b>	75	A	Southern California	64 <b>75</b>	112	N	Fordham	53 <b>59</b>
								94	N	SMU	36 <b>56</b>	121	A	TCU	47 <b>83</b>
												124	A	Arizona	46 <b>73</b>
												163	A	Louisiana Tech	55 <b>69</b>
												203	A	Texas Southern	61 <b>69</b>
												209	A	Alabama St.	60 45
												238	A	Southern U.	70 63
												238	H	Southern U.	68 <b>71</b>
												282	H	Mississippi Val.	88 67
												283	A	Prairie View	49 <b>51</b>
												294	H	Ark.-Pine Bluff	56 54
												302	H	Nicholls St.	60 <b>71</b>
												308	A	Alcorn	67 63
												308	H	Alcorn	86 63
												330	A	La.-Monroe	59 54
												335	A	Southeastern La.	87 71
												348	H	Jackson St.	90 85
												349	A	Alabama A&M	68 53
LAST 12 Division I GAMES:															
308	A	Alcorn	67 63	203	A	Texas Southern	61 <b>69</b>								
238	A	Southern U.	70 63	308	H	Alcorn	86 63								
282	H	Mississippi Val.	88 67	238	H	Southern U.	68 <b>71</b>								
294	H	Ark.-Pine Bluff	56 54	349	A	Alabama A&M	68 53								
348	H	Jackson St.	90 85	209	A	Alabama St.	60 45								
283	A	Prairie View	49 <b>51</b>	335	A	Southeastern La.	87 71								

Non-Div I Games:

Grambling

■ Loss, 
 ■ Non-Conf, 
 ■ S Site, 
 ■ Home 
 ■ A Away 
 N Neutral

## Grand Canyon

Through Games Of Feb. 9, 2017

Average RPI Win: <b>286</b>	WON-LOST	WINNING	LAST 10	STRENGTH OF	OPP. STRENGTH	TEAM	ADJ.	CONF.	ADJ CONF.
Average RPI Loss: <b>172</b>	RECORD	PCT. RANK	GAMES	SCHEDULE	OF SCHEDULE	RPI	RPI	RPI	RPI
DIV. I ONLY	11- 9	147	4- 5	311	291	225	225	29	29
DIV. I NON-CONF.	7- 5	137	2- 1	289	206	197	197	30	30
TOTALS	RPI 1-25	RPI 26-50	W-L RECORDS	RPI 51-100	RPI 101-150	RPI 150+			
11- 9	0- 2	0- 0	OVERALL	0- 0	1- 0	10- 7			
9- 2	0- 1	0- 0	HOME	0- 0	1- 0	8- 1			
2- 7	0- 1	0- 0	AWAY	0- 0	0- 0	2- 6			
0- 0	0- 0	0- 0	NEUTRAL	0- 0	0- 0	0- 0			
7- 5	0- 2	0- 0	NON-CONFERENCE	0- 0	1- 0	6- 3			
6- 1	0- 1	0- 0	HOME	0- 0	1- 0	5- 0			
1- 4	0- 1	0- 0	AWAY	0- 0	0- 0	1- 3			
0- 0	0- 0	0- 0	NEUTRAL	0- 0	0- 0	0- 0			
4- 4	0- 0	0- 0	CONFERENCE	0- 0	0- 0	4- 4			
3- 1	0- 0	0- 0	HOME	0- 0	0- 0	3- 1			
1- 3	0- 0	0- 0	AWAY	0- 0	0- 0	1- 3			
0- 0	0- 0	0- 0	NEUTRAL	0- 0	0- 0	0- 0			

RPI 1-25				RPI 26-50				RPI 51-100				RPI 101+ Team's RPI: 225			
RPI	S	Opponent	Score	RPI	S	Opponent	Score	RPI	S	Opponent	Score	RPI	S	Opponent	Score
9	H	Washington	66 <b>101</b>									141	H	Idaho	64 60
11	A	Duke	47 <b>90</b>									160	A	UC Riverside	64 <b>77</b>
												179	A	Rice	50 <b>64</b>
												195	H	New Mexico St.	65 <b>81</b>
												224	A	Seattle U	60 <b>86</b>
												235	A	UTRGV	49 <b>52</b>
												235	H	UTRGV	60 59
												249	A	Hawaii	47 <b>51</b>
												264	H	Cal Poly	64 59
												290	A	CSU Bakersfield	59 <b>74</b>
												291	H	Northern Ariz.	76 65
												295	A	Southern Utah	76 73
												300	H	Denver	73 70
												308	H	Alcorn	77 44
												314	H	UMKC	75 64
												329	H	Chicago St.	57 39
												331	A	Utah Valley	62 46
												334	H	Fla. Atlantic	81 60
LAST 12 Division I GAMES:															
235	A	UTRGV	49 <b>52</b>	195	H	New Mexico St.	65 <b>81</b>								
290	A	CSU Bakersfield	59 <b>74</b>	331	A	Utah Valley	62 46								
329	H	Chicago St.	57 39	249	A	Hawaii	47 <b>51</b>								
314	H	UMKC	75 64	291	H	Northern Ariz.	76 65								
224	A	Seattle U	60 <b>86</b>	295	A	Southern Utah	76 73								
235	H	UTRGV	60 59	264	H	Cal Poly	64 59								

Non-Div I Games: Chaminade 85 55

Grand Canyon

■ Loss, 
 ■ Non-Conf, S Site, 
 ■ Home 
 ■ Away 
 N Neutral



Average RPI Win: <b>168</b>	WON-LOST	WINNING	LAST 10	STRENGTH OF	OPP. STRENGTH	TEAM	ADJ.	CONF.	ADJ CONF.
Average RPI Loss: <b>129</b>	RECORD	PCT. RANK	GAMES	SCHEDULE	OF SCHEDULE	RPI	RPI	RPI	RPI
DIV. I ONLY	20- 4	11	2- 3	86	133	31	31	20	20
DIV. I NON-CONF.	9- 2	37	0- 1	9	21	5	5	20	20
TOTALS	RPI 1-25	RPI 26-50	W-L RECORDS	RPI 51-100	RPI 101-150	RPI 150+			
20- 4	0- 1	5- 0	OVERALL	2- 0	2- 1	11- 2			
11- 1	0- 0	3- 0	HOME	0- 0	2- 0	6- 1			
9- 3	0- 1	2- 0	AWAY	2- 0	0- 1	5- 1			
0- 0	0- 0	0- 0	NEUTRAL	0- 0	0- 0	0- 0			
9- 2	0- 1	5- 0	NON-CONFERENCE	2- 0	0- 0	2- 1			
4- 1	0- 0	3- 0	HOME	0- 0	0- 0	1- 1			
5- 1	0- 1	2- 0	AWAY	2- 0	0- 0	1- 0			
0- 0	0- 0	0- 0	NEUTRAL	0- 0	0- 0	0- 0			
11- 2	0- 0	0- 0	CONFERENCE	0- 0	2- 1	9- 1			
7- 0	0- 0	0- 0	HOME	0- 0	2- 0	5- 0			
4- 2	0- 0	0- 0	AWAY	0- 0	0- 1	4- 1			
0- 0	0- 0	0- 0	NEUTRAL	0- 0	0- 0	0- 0			

RPI 1-25				RPI 26-50				Team's RPI: 31				RPI 51-100				RPI 101+			
RPI	S	Opponent	Score	RPI	S	Opponent	Score	RPI	S	Opponent	Score	RPI	S	Opponent	Score	RPI	S	Opponent	Score
2	A	Notre Dame	67 71	29	H	Elon	71 56	78	A	Belmont	62 53	142	H	Wright St.	62 41				
				32	H	Drake	71 48	88	A	Chattanooga	71 55	144	A	Detroit	72 76				
				37	A	South Dakota St.	67 43					144	H	Detroit	60 55				
				39	H	Little Rock	57 31					162	A	Oakland	71 74				
				42	A	Marquette	78 63					162	H	Oakland	89 47				
												174	H	Milwaukee	89 47				
												191	A	Cleveland St.	65 51				
												191	H	Cleveland St.	79 60				
												208	H	Wisconsin	53 54				
												227	A	Bradley	68 43				
												234	H	Butler	61 34				
												270	H	Northern Ky.	70 39				
												313	A	Youngstown St.	84 51				
												317	A	Valparaiso	75 36				
												317	H	Valparaiso	56 35				
												326	A	Ill.-Chicago	79 65				
LAST 12 Division I GAMES:																			
2	A	Notre Dame	67 71	174	H	Milwaukee	89 47												
191	H	Cleveland St.	79 60	317	H	Valparaiso	56 35												
144	A	Detroit	72 76	162	H	Oakland	89 47												
162	A	Oakland	71 74	144	H	Detroit	60 55												
191	A	Cleveland St.	65 51	326	A	Ill.-Chicago	79 65												
313	A	Youngstown St.	84 51	317	A	Valparaiso	75 36												

Non-Div I Games:

Green Bay

■ Loss, 
 ■ Non-Conf, S Site, 
 ■ Home 
 ■ Away 
 N Neutral

Average RPI Win:	267	WON-LOST	WINNING	LAST 10	STRENGTH OF	OPP. STRENGTH	TEAM	ADJ.	CONF.	ADJ CONF.
Average RPI Loss:	100	RECORD	PCT. RANK	GAMES	SCHEDULE	OF SCHEDULE	RPI	RPI	RPI	RPI
DIV. I ONLY	14- 9	116	8- 2	272	215	156	156	32	32	
DIV. I NON-CONF.	6- 7	182	1- 1	77	41	92	92	31	31	
TOTALS	RPI 1-25	RPI 26-50	W-L RECORDS	RPI 51-100	RPI 101-150	RPI 150+				
14- 9	0- 1	1- 4	OVERALL	0- 1	1- 1	12- 2				
7- 1	0- 0	1- 0	HOME	0- 0	0- 0	6- 1				
3- 8	0- 1	0- 4	AWAY	0- 1	0- 1	3- 1				
4- 0	0- 0	0- 0	NEUTRAL	0- 0	1- 0	3- 0				
6- 7	0- 1	1- 4	NON-CONFERENCE	0- 1	1- 1	4- 0				
2- 0	0- 0	1- 0	HOME	0- 0	0- 0	1- 0				
0- 7	0- 1	0- 4	AWAY	0- 1	0- 1	0- 0				
4- 0	0- 0	0- 0	NEUTRAL	0- 0	1- 0	3- 0				
8- 2	0- 0	0- 0	CONFERENCE	0- 0	0- 0	8- 2				
5- 1	0- 0	0- 0	HOME	0- 0	0- 0	5- 1				
3- 1	0- 0	0- 0	AWAY	0- 0	0- 0	3- 1				
0- 0	0- 0	0- 0	NEUTRAL	0- 0	0- 0	0- 0				

RPI 1-25				RPI 26-50				RPI 51-100				RPI 101+ Team's RPI: 156			
RPI	S	Opponent	Score	RPI	S	Opponent	Score	RPI	S	Opponent	Score	RPI	S	Opponent	Score
3	A	South Carolina	38 92	26	H	Temple	71 65	90	A	FGCU	49 60	128	N	Maine	58 49
				34	A	North Carolina St.	56 81					139	A	Old Dominion	58 61
				41	A	James Madison	50 71					236	H	Richmond	72 45
				45	A	Iowa	51 84					239	N	Samford	63 57
				49	A	Northwestern	48 67					240	H	UMES	65 68
												262	A	Savannah St.	51 55
												262	H	Savannah St.	75 46
												272	A	Norfolk St.	58 57
												278	H	N.C. A&T	64 57
												296	H	Coppin St.	78 54
												309	N	Saint Peter's	71 42
												318	N	Lafayette	58 55
												340	A	South Carolina St.	51 50
												340	H	South Carolina St.	80 46
												344	H	N.C. Central	60 36
												345	A	Delaware St.	83 52
LAST 12 Division I GAMES:															
340	A	South Carolina St.	51 50	345	A	Delaware St.	83 52								
262	A	Savannah St.	51 55	262	H	Savannah St.	75 46								
240	H	UMES	65 68	340	H	South Carolina St.	80 46								
296	H	Coppin St.	78 54	278	H	N.C. A&T	64 57								
272	A	Norfolk St.	58 57	239	N	Samford	63 57								
344	H	N.C. Central	60 36	90	A	FGCU	49 60								

Non-Div I Games:

Hampton

■ Loss, 
■ Non-Conf, S Site, 
■ Home 
■ Away 
N Neutral

Average RPI Win: <b>233</b>	WON-LOST	WINNING	LAST 10	STRENGTH OF	OPP. STRENGTH	TEAM	ADJ.	CONF.	ADJ CONF.
Average RPI Loss: <b>143</b>	RECORD	PCT. RANK	GAMES	SCHEDULE	OF SCHEDULE	RPI	RPI	RPI	RPI
DIV. I ONLY	<b>14- 9</b>	<b>116</b>	<b>5- 5</b>	<b>235</b>	<b>216</b>	<b>166</b>	<b>166</b>	<b>22</b>	<b>22</b>
DIV. I NON-CONF.	<b>9- 4</b>	<b>85</b>	<b>2- 0</b>	<b>210</b>	<b>231</b>	<b>130</b>	<b>130</b>	<b>22</b>	<b>22</b>
TOTALS	RPI 1-25	RPI 26-50	W-L RECORDS	RPI 51-100	RPI 101-150	RPI 150+			
14- 9	0- 0	0- 1	OVERALL	0- 2	1- 3	13- 3			
7- 4	0- 0	0- 1	HOME	0- 1	0- 1	7- 1			
5- 5	0- 0	0- 0	AWAY	0- 1	1- 2	4- 2			
2- 0	0- 0	0- 0	NEUTRAL	0- 0	0- 0	2- 0			
9- 4	0- 0	0- 1	NON-CONFERENCE	0- 1	1- 0	8- 2			
3- 3	0- 0	0- 1	HOME	0- 1	0- 0	3- 1			
4- 1	0- 0	0- 0	AWAY	0- 0	1- 0	3- 1			
2- 0	0- 0	0- 0	NEUTRAL	0- 0	0- 0	2- 0			
5- 5	0- 0	0- 0	CONFERENCE	0- 1	0- 3	5- 1			
4- 1	0- 0	0- 0	HOME	0- 0	0- 1	4- 0			
1- 4	0- 0	0- 0	AWAY	0- 1	0- 2	1- 1			
0- 0	0- 0	0- 0	NEUTRAL	0- 0	0- 0	0- 0			

































RPI S	Opponent	Score	RPI S	Opponent	Score	RPI S	Opponent	Score	RPI S	Opponent	Score	Team's RPI: 166
48	H Quinnipiac	59 <b>82</b>	90	H FGCU	63 <b>70</b>	118	A Delaware	67 66				
			93	A New Hampshire	50 <b>58</b>	128	A Maine	62 <b>73</b>				
						128	H Maine	60 <b>66</b>				
						140	A Albany (NY)	71 <b>82</b>				
						159	H Boston College	65 56				
						170	H Providence	65 <b>77</b>				
						187	A Hofstra	69 67				
						200	A Siena	80 76				
						206	H Sacred Heart	81 64				
						207	H Binghamton	76 73				
						219	A Niagara	62 <b>75</b>				
						226	N Monmouth	75 72				
						231	A UMBC	80 73				
						248	H Stony Brook	65 52				
						268	A Vermont	70 <b>76</b>				
						268	H Vermont	68 55				
						272	N Norfolk St.	61 51				
						297	H Massachusetts	75 56				
						306	A Central Conn. St.	68 58				
						339	H UMass Lowell	80 59				
LAST 12 Division I GAMES:												
128	H Maine	60 <b>66</b>	128	A Maine	62 <b>73</b>							
268	A Vermont	70 <b>76</b>	339	H UMass Lowell	80 59							
140	A Albany (NY)	71 <b>82</b>	231	A UMBC	80 73							
207	H Binghamton	76 73	268	H Vermont	68 55							
93	A New Hampshire	50 <b>58</b>	187	A Hofstra	69 67							
248	H Stony Brook	65 52	118	A Delaware	67 66							

Non-Div I Games:

Hartford





■ Loss, 
 ■ Non-Conf, S Site, 
 ■ Home 
 ■ Away 
 N Neutral

Average RPI Win: <b>177</b>	WON-LOST	WINNING	LAST 10	STRENGTH OF	OPP. STRENGTH	TEAM	ADJ.	CONF.	ADJ CONF.
Average RPI Loss: <b>116</b>	RECORD	PCT. RANK	GAMES	SCHEDULE	OF SCHEDULE	RPI	RPI	RPI	RPI
DIV. I ONLY	16- 3	10	8- 2	123	143	36	36	9	9
DIV. I NON-CONF.	12- 1	7	6- 0	146	192	22	22	9	9
TOTALS	RPI 1-25	RPI 26-50	W-L RECORDS	RPI 51-100	RPI 101-150	RPI 150+			
16- 3	0- 0	1- 0	OVERALL	2- 1	3- 1	10- 1			
8- 0	0- 0	1- 0	HOME	1- 0	2- 0	4- 0			
6- 3	0- 0	0- 0	AWAY	0- 1	1- 1	5- 1			
2- 0	0- 0	0- 0	NEUTRAL	1- 0	0- 0	1- 0			
12- 1	0- 0	1- 0	NON-CONFERENCE	1- 1	2- 0	8- 0			
5- 0	0- 0	1- 0	HOME	0- 0	1- 0	3- 0			
5- 1	0- 0	0- 0	AWAY	0- 1	1- 0	4- 0			
2- 0	0- 0	0- 0	NEUTRAL	1- 0	0- 0	1- 0			
4- 2	0- 0	0- 0	CONFERENCE	1- 0	1- 1	2- 1			
3- 0	0- 0	0- 0	HOME	1- 0	1- 0	1- 0			
1- 2	0- 0	0- 0	AWAY	0- 0	0- 1	1- 1			
0- 0	0- 0	0- 0	NEUTRAL	0- 0	0- 0	0- 0			

RPI 1-25			RPI 26-50			Team's RPI: 36	RPI 51-100			RPI 101+		
RPI S	Opponent	Score	RPI S	Opponent	Score		RPI S	Opponent	Score	RPI S	Opponent	Score
			26  Temple		73 62		56  Minnesota		87  103	120  Penn		43  63
							60 N Buffalo		74 62	128  Maine		69 62
							91  Cornell		62 59	143  Columbia		70 68
										146  Kansas		69 59
										164  La Salle		66 64
										173  Princeton		58  63
										180  Fairfield		58 44
										200  Siena		65 58
										206  Sacred Heart		68 60
										213  Dartmouth		70 61
										213  Dartmouth		70 65
										237 N UNC Asheville		79 62
										239  Samford		57 52
										266  Boston U.		65 52
										315  NJIT		59 38
LAST 12 Division I GAMES:												
173  Princeton		58  63	213  Dartmouth		70 65							
120  Penn		43  63	60 N Buffalo		74 62							
143  Columbia		70 68	237 N UNC Asheville		79 62							
91  Cornell		62 59	200  Siena		65 58							
213  Dartmouth		70 61	146  Kansas		69 59							
164  La Salle		66 64	315  NJIT		59 38							

Non-Div I Games:

Harvard

 Loss, 
  Non-Conf, S Site, 
  Home 
  Away 
 N Neutral

Average RPI Win:	275	WON-LOST	WINNING	LAST 10	STRENGTH OF	OPP. STRENGTH	TEAM	ADJ.	CONF.	ADJ CONF.
Average RPI Loss:	140	RECORD	PCT. RANK	GAMES	SCHEDULE	OF SCHEDULE	RPI	RPI	RPI	RPI
DIV. I ONLY	7- 14	262	4- 6	169	209	249	249	25	25	
DIV. I NON-CONF.	3- 8	262	1- 1	95	129	239	239	24	24	
TOTALS	RPI 1-25	RPI 26-50	W-L RECORDS	RPI 51-100	RPI 101-150	RPI 150+				
7- 14	0- 2	0- 1	OVERALL	0- 3	0- 1	7- 7				
6- 4	0- 1	0- 1	HOME	0- 0	0- 0	6- 2				
1- 10	0- 1	0- 0	AWAY	0- 3	0- 1	1- 5				
0- 0	0- 0	0- 0	NEUTRAL	0- 0	0- 0	0- 0				
3- 8	0- 2	0- 1	NON-CONFERENCE	0- 2	0- 0	3- 3				
3- 3	0- 1	0- 1	HOME	0- 0	0- 0	3- 1				
0- 5	0- 1	0- 0	AWAY	0- 2	0- 0	0- 2				
0- 0	0- 0	0- 0	NEUTRAL	0- 0	0- 0	0- 0				
4- 6	0- 0	0- 0	CONFERENCE	0- 1	0- 1	4- 4				
3- 1	0- 0	0- 0	HOME	0- 0	0- 0	3- 1				
1- 5	0- 0	0- 0	AWAY	0- 1	0- 1	1- 3				
0- 0	0- 0	0- 0	NEUTRAL	0- 0	0- 0	0- 0				

RPI 1-25				RPI 26-50				RPI 51-100				RPI 101+ Team's RPI: 249			
RPI	S	Opponent	Score	RPI	S	Opponent	Score	RPI	S	Opponent	Score	RPI	S	Opponent	Score
4	H	Mississippi St.	41 66	38	H	Oregon	49 86	75	A	Southern California	44 76	109	A	Long Beach St.	57 68
10	A	UCLA	49 72					85	A	Boise St.	49 61	160	A	UC Riverside	45 63
								95	A	UC Davis	55 70	160	H	UC Riverside	59 79
												188	A	CSUN	56 67
												195	H	New Mexico St.	56 53
												202	H	San Jose St.	61 77
												225	H	Grand Canyon	51 47
												253	A	UC Santa Barbara	62 74
												264	A	Cal Poly	87 79
												264	H	Cal Poly	66 57
												286	A	Nevada	59 67
												290	A	CSU Bakersfield	51 58
												313	H	Youngstown St.	72 50
												328	H	UC Irvine	79 62
												338	H	Cal St. Fullerton	60 50
LAST 12 Division I GAMES:															
160	H	UC Riverside	59 79	264	A	Cal Poly	87 79								
188	A	CSUN	56 67	338	H	Cal St. Fullerton	60 50								
160	A	UC Riverside	45 63	95	A	UC Davis	55 70								
264	H	Cal Poly	66 57	109	A	Long Beach St.	57 68								
328	H	UC Irvine	79 62	225	H	Grand Canyon	51 47								
253	A	UC Santa Barbara	62 74	85	A	Boise St.	49 61								

Non-Div I Games: Hawaii Pacific 88 54

Hawaii

■ Loss, 
■ Non-Conf, S Site, 
■ Home 
■ Away 
N Neutral

Average RPI Win:	282	WON-LOST	WINNING	LAST 10	STRENGTH OF	OPP. STRENGTH	TEAM	ADJ.	CONF.	ADJ CONF.
Average RPI Loss:	186	RECORD	PCT. RANK	GAMES	SCHEDULE	OF SCHEDULE	RPI	RPI	RPI	RPI
DIV. I ONLY	7- 13	254	6- 4	281	295	288	288	28	28	
DIV. I NON-CONF.	0- 9	335	0- 1	170	236	337	337	28	28	
TOTALS	RPI 1-25	RPI 26-50	W-L RECORDS	RPI 51-100	RPI 101-150	RPI 150+				
7- 13	0- 0	0- 1	OVERALL	0- 1	0- 3	7- 8				
4- 5	0- 0	0- 1	HOME	0- 0	0- 1	4- 3				
3- 8	0- 0	0- 0	AWAY	0- 0	0- 0	3- 0				
0- 0	0- 0	0- 0	NEUTRAL	0- 0	0- 0	0- 0				
0- 9	0- 0	0- 1	NON-CONFERENCE	0- 1	0- 2	0- 5				
0- 4	0- 0	0- 1	HOME	0- 0	0- 1	0- 2				
0- 5	0- 0	0- 0	AWAY	0- 1	0- 1	0- 3				
0- 0	0- 0	0- 0	NEUTRAL	0- 0	0- 0	0- 0				
7- 4	0- 0	0- 0	CONFERENCE	0- 0	0- 1	7- 3				
4- 1	0- 0	0- 0	HOME	0- 0	0- 0	4- 1				
3- 3	0- 0	0- 0	AWAY	0- 0	0- 1	3- 2				
0- 0	0- 0	0- 0	NEUTRAL	0- 0	0- 0	0- 0				

RPI 1-25			RPI 26-50			RPI 51-100			RPI 101+			Team's RPI: 288
RPI	S	Opponent	Score	RPI	S	Opponent	Score	RPI	S	Opponent	Score	
				44	H	Ohio	48 76	59	A	West Virginia	59 82	
								107	A	Ole Miss	62 73	
								115	H	Stetson	47 81	
								137	A	Radford	56 59	
								176	A	UAB	66 75	
								221	A	Campbell	33 58	
								223	H	Presbyterian	87 60	
								230	H	UNCG	67 69	
								237	A	UNC Asheville	76 60	
								237	H	UNC Asheville	81 70	
								241	A	Liberty	74 81	
								256	H	Charleston So.	68 74	
								272	H	Norfolk St.	60 63	
								281	A	Western Caro.	64 73	
								285	A	Davidson	72 82	
								292	H	Gardner-Webb	71 69	
								325	A	Winthrop	70 57	
								325	H	Winthrop	88 43	
								336	A	Longwood	80 49	
LAST 12 Division I GAMES:												
				325	A	Winthrop	70 57	137	A	Radford	56 59	
				237	H	UNC Asheville	81 70	237	A	UNC Asheville	76 60	
				336	A	Longwood	80 49	256	H	Charleston So.	68 74	
				223	H	Presbyterian	87 60	241	A	Liberty	74 81	
				221	A	Campbell	33 58	325	H	Winthrop	88 43	
				292	H	Gardner-Webb	71 69	230	H	UNCG	67 69	

Non-Div I Games: Spring Hill 74 58 Brevard 89 42

High Point

Loss, Non-Conf, S Site, H Home A Away N Neutral

Average RPI Win: <b>203</b>	WON-LOST	WINNING	LAST 10	STRENGTH OF	OPP. STRENGTH	TEAM	ADJ.	CONF.	ADJ CONF.
Average RPI Loss: <b>127</b>	RECORD	PCT. RANK	GAMES	SCHEDULE	OF SCHEDULE	RPI	RPI	RPI	RPI
DIV. I ONLY	<b>9- 13</b>	<b>221</b>	<b>2- 8</b>	<b>107</b>	<b>176</b>	<b>187</b>	<b>187</b>	<b>8</b>	<b>8</b>
DIV. I NON-CONF.	<b>7- 4</b>	<b>114</b>	<b>0- 1</b>	<b>186</b>	<b>311</b>	<b>119</b>	<b>119</b>	<b>8</b>	<b>8</b>
<hr/>									
TOTALS	RPI 1-25	RPI 26-50	W-L RECORDS	RPI 51-100	RPI 101-150	RPI 150+			
9- 13	0- 0	0- 3	OVERALL	1- 2	2- 3	6- 5			
5- 6	0- 0	0- 2	HOME	0- 0	1- 1	4- 3			
4- 7	0- 0	0- 1	AWAY	1- 2	1- 2	2- 2			
0- 0	0- 0	0- 0	NEUTRAL	0- 0	0- 0	0- 0			
7- 4	0- 0	0- 0	NON-CONFERENCE	1- 1	1- 1	5- 2			
4- 1	0- 0	0- 0	HOME	0- 0	0- 0	4- 1			
3- 3	0- 0	0- 0	AWAY	1- 1	1- 1	1- 1			
0- 0	0- 0	0- 0	NEUTRAL	0- 0	0- 0	0- 0			
2- 9	0- 0	0- 3	CONFERENCE	0- 1	1- 2	1- 3			
1- 5	0- 0	0- 2	HOME	0- 0	1- 1	0- 2			
1- 4	0- 0	0- 1	AWAY	0- 1	0- 1	1- 1			
0- 0	0- 0	0- 0	NEUTRAL	0- 0	0- 0	0- 0			

RPI 1-25			RPI 26-50			RPI 51-100			RPI 101+ Team's RPI: 187		
RPI	S	Opponent	Score	RPI	S	Opponent	Score	RPI	S	Opponent	Score
				29	H	Elon	53 <b>64</b>	60	A	Buffalo	50 <b>74</b>
				41	A	James Madison	57 <b>93</b>	72	A	Drexel	43 <b>65</b>
				41	H	James Madison	50 <b>61</b>	95	A	UC Davis	64 60
<hr/>											
LAST 12 Division I GAMES:											
133	A	William & Mary	65 <b>81</b>	218	H	UNCW	54 <b>56</b>	116	A	Saint Joseph's	75 64
133	H	William & Mary	64 61	118	H	Delaware	56 <b>73</b>	118	H	Delaware	56 <b>73</b>
41	H	James Madison	50 <b>61</b>	169	A	Towson	70 61	119	A	Navy	69 <b>78</b>
29	H	Elon	53 <b>64</b>	41	A	James Madison	57 <b>93</b>	133	A	William & Mary	65 <b>81</b>
181	A	Col. of Charleston	55 <b>71</b>	183	H	Northeastern	51 <b>53</b>	133	H	William & Mary	64 61
72	A	Drexel	43 <b>65</b>	166	H	Hartford	67 <b>69</b>	166	H	Hartford	67 <b>69</b>
								169	A	Towson	70 61
								181	A	Col. of Charleston	55 <b>71</b>
								183	H	Northeastern	51 <b>53</b>
								192	H	American	72 67
								218	H	UNCW	54 <b>56</b>
								228	H	Marist	62 42
								248	A	Stony Brook	67 64
								287	A	Sacramento St.	85 <b>97</b>
								297	H	Massachusetts	71 55
								345	H	Delaware St.	64 44

Non-Div I Games:

Hofstra

■ Loss, 
 ■ Non-Conf, 
 ■ S Site, 
 ■ H Home 
 ■ A Away 
 N Neutral

## Holy Cross

Through Games Of Feb. 9, 2017

Average RPI Win:	242	WON-LOST	WINNING	LAST 10	STRENGTH OF	OPP. STRENGTH	TEAM	ADJ.	CONF.	ADJ CONF.
Average RPI Loss:	187	RECORD	PCT. RANK	GAMES	SCHEDULE	OF SCHEDULE	RPI	RPI	RPI	RPI
DIV. I ONLY	6- 17	295	4- 6	267	254	312	312	23	23	
DIV. I NON-CONF.	2- 9	293	0- 0	301	242	339	339	25	25	
TOTALS	RPI 1-25	RPI 26-50	W-L RECORDS	RPI 51-100	RPI 101-150	RPI 150+				
6- 17	0- 1	0- 1	OVERALL	1- 2	0- 3	5- 10				
4- 8	0- 0	0- 1	HOME	1- 1	0- 2	3- 4				
2- 9	0- 1	0- 0	AWAY	0- 1	0- 1	2- 6				
0- 0	0- 0	0- 0	NEUTRAL	0- 0	0- 0	0- 0				
2- 9	0- 1	0- 1	NON-CONFERENCE	0- 1	0- 1	2- 5				
2- 3	0- 0	0- 1	HOME	0- 1	0- 1	2- 0				
0- 6	0- 1	0- 0	AWAY	0- 0	0- 0	0- 5				
0- 0	0- 0	0- 0	NEUTRAL	0- 0	0- 0	0- 0				
4- 8	0- 0	0- 0	CONFERENCE	1- 1	0- 2	3- 5				
2- 5	0- 0	0- 0	HOME	1- 0	0- 1	1- 4				
2- 3	0- 0	0- 0	AWAY	0- 1	0- 1	2- 1				
0- 0	0- 0	0- 0	NEUTRAL	0- 0	0- 0	0- 0				

RPI 1-25			RPI 26-50			RPI 51-100			RPI 101+ Team's RPI: 312		
RPI	S	Opponent	Score	RPI	S	Opponent	Score	RPI	S	Opponent	Score
24	A	Arizona St.	33 63	48	H	Quinnipiac	55 78	68	A	Bucknell	48 77
								68	H	Bucknell	63 51
								79	H	Penn St.	48 84
								119	A	Navy	56 57
								119	H	Navy	71 73
								150	H	Yale	70 71
								168	H	Army West Point	59 67
								192	A	American	61 60
								213	A	Dartmouth	49 53
								228	H	Marist	50 46
								232	A	Colgate	52 70
								232	H	Colgate	54 62
								266	H	Boston U.	49 66
								268	A	Vermont	52 63
								269	A	Manhattan	56 60
								297	A	Massachusetts	66 69
								301	A	Bryant	74 76
								305	H	Lehigh	65 47
								318	A	Lafayette	67 61
								318	H	Lafayette	70 85
								339	H	UMass Lowell	62 47
LAST 12 Division I GAMES:											
318	H	Lafayette	70 85	305	H	Lehigh	65 47				
68	H	Bucknell	63 51	318	A	Lafayette	67 61				
232	A	Colgate	52 70	68	A	Bucknell	48 77				
119	H	Navy	71 73	232	H	Colgate	54 62				
192	A	American	61 60	119	A	Navy	56 57				
168	H	Army West Point	59 67	266	H	Boston U.	49 66				

Non-Div I Games:

Holy Cross

■ Loss, 
 ■ Non-Conf, S Site, 
 ■ Home 
 ■ Away 
 N Neutral



Average RPI Win:	208	WON-LOST	WINNING	LAST 10	STRENGTH OF	OPP. STRENGTH	TEAM	ADJ.	CONF.	ADJ CONF.
Average RPI Loss:	96	RECORD	PCT. RANK	GAMES	SCHEDULE	OF SCHEDULE	RPI	RPI	RPI	RPI
DIV. I ONLY	9- 15	240	1- 9	81	94	171	171	5	5	
DIV. I NON-CONF.	7- 6	157	1- 0	149	256	149	149	5	5	
TOTALS	RPI 1-25	RPI 26-50	W-L RECORDS	RPI 51-100	RPI 101-150	RPI 150+				
9- 15	0- 1	0- 3	OVERALL	0- 4	2- 5	7- 2				
5- 6	0- 0	0- 2	HOME	0- 1	1- 2	4- 1				
4- 8	0- 1	0- 1	AWAY	0- 2	1- 3	3- 1				
0- 1	0- 0	0- 0	NEUTRAL	0- 1	0- 0	0- 0				
7- 6	0- 0	0- 0	NON-CONFERENCE	0- 3	0- 2	7- 1				
4- 2	0- 0	0- 0	HOME	0- 0	0- 1	4- 1				
3- 3	0- 0	0- 0	AWAY	0- 2	0- 1	3- 0				
0- 1	0- 0	0- 0	NEUTRAL	0- 1	0- 0	0- 0				
2- 9	0- 1	0- 3	CONFERENCE	0- 1	2- 3	0- 1				
1- 4	0- 0	0- 2	HOME	0- 1	1- 1	0- 0				
1- 5	0- 1	0- 1	AWAY	0- 0	1- 2	0- 1				
0- 0	0- 0	0- 0	NEUTRAL	0- 0	0- 0	0- 0				

RPI	S	Opponent	Score	RPI	S	Opponent	Score	RPI	S	Opponent	Score	RPI	S	Opponent	Score	Team's RPI: 171
1	A	UConn	42 91	26	H	Temple	57 69	76	A	Texas Tech	60 84	104	H	Mercer	60 64	
				43	A	Tulane	56 82	86	A	UNLV	53 64	109	A	Long Beach St.	55 65	
				43	H	Tulane	49 57	94	H	SMU	45 66	129	H	Tulsa	71 66	
								99	N	Central Ark.	55 69	134	A	UCF	59 85	
												134	H	UCF	48 62	
												136	A	East Carolina	73 62	
												145	A	Memphis	65 66	
												153	A	Cincinnati	64 85	
												155	A	UTSA	56 49	
												181	H	Col. of Charleston	79 63	
												193	H	Texas St.	56 61	
												194	A	Louisiana	69 64	
												196	H	Rutgers	53 51	
												235	A	UTRGV	68 52	
												308	H	Alcorn	85 70	
												335	H	Southeastern La.	83 80	
LAST 12 Division I GAMES:																
134	A	UCF	59 85	26	H	Temple	57 69	43	A	Tulane	56 82	134	H	UCF	48 62	
136	A	East Carolina	73 62	43	A	Tulane	56 82	153	A	Cincinnati	64 85	129	H	Tulsa	71 66	
43	H	Tulane	49 57	153	A	Cincinnati	64 85	308	H	Alcorn	85 70					
1	A	UConn	42 91													
145	A	Memphis	65 66													
94	H	SMU	45 66													

Non-Div I Games:

Houston

■ Loss, 
■ Non-Conf, 
■ S Site, 
■ H Home 
■ A Away 
N Neutral

## Houston Baptist

Through Games Of Feb. 9, 2017

Average RPI Win:	320	WON-LOST	WINNING	LAST 10	STRENGTH OF	OPP. STRENGTH	TEAM	ADJ.	CONF.	ADJ CONF.
Average RPI Loss:	206	RECORD	PCT. RANK	GAMES	SCHEDULE	OF SCHEDULE	RPI	RPI	RPI	RPI
DIV. I ONLY	3- 17	326	3- 7	312	287	342	342	27	27	
DIV. I NON-CONF.	0- 8	335	0- 1	134	134	320	320	27	27	
TOTALS	RPI 1-25	RPI 26-50	W-L RECORDS	RPI 51-100	RPI 101-150	RPI 150+				
3- 17	0- 2	0- 0	OVERALL	0- 1	0- 3	3- 11				
3- 7	0- 0	0- 0	HOME	0- 1	0- 1	3- 5				
0- 10	0- 0	0- 0	AWAY	0- 0	0- 0	0- 4				
0- 0	0- 0	0- 0	NEUTRAL	0- 0	0- 0	0- 0				
0- 8	0- 2	0- 0	NON-CONFERENCE	0- 0	0- 2	0- 4				
0- 4	0- 0	0- 0	HOME	0- 0	0- 1	0- 3				
0- 4	0- 2	0- 0	AWAY	0- 0	0- 1	0- 1				
0- 0	0- 0	0- 0	NEUTRAL	0- 0	0- 0	0- 0				
3- 9	0- 0	0- 0	CONFERENCE	0- 1	0- 1	3- 7				
3- 3	0- 0	0- 0	HOME	0- 1	0- 0	3- 2				
0- 6	0- 0	0- 0	AWAY	0- 0	0- 1	0- 5				
0- 0	0- 0	0- 0	NEUTRAL	0- 0	0- 0	0- 0				

RPI 1-25				RPI 26-50				RPI 51-100				RPI 101+ Team's RPI: 342			
RPI	S	Opponent	Score	RPI	S	Opponent	Score	RPI	S	Opponent	Score	RPI	S	Opponent	Score
7	A	Texas	46 98					99	H	Central Ark.	49 80	105	A	SFA	49 86
8	A	Baylor	43 118									131	A	Arkansas	40 101
												132	H	Oral Roberts	65 75
												179	H	Rice	53 79
												198	H	New Orleans	63 73
												203	H	Texas Southern	34 50
												257	A	McNeese	53 68
												289	H	A&M-Corpus Christi	56 51
												293	A	UTEP	45 75
												298	A	Northwestern St.	54 75
												298	A	Northwestern St.	54 75
												302	A	Nicholls St.	57 76
												330	H	La.-Monroe	65 77
												333	A	Incarnate Word	54 69
												333	H	Incarnate Word	68 51
												335	H	Southeastern La.	71 87
												337	H	Sam Houston St.	61 51
LAST 12 Division I GAMES:															
298	A	Northwestern St.	54 75	99	H	Central Ark.	49 80								
289	H	A&M-Corpus Christi	56 51	257	A	McNeese	53 68								
333	A	Incarnate Word	54 69	335	H	Southeastern La.	71 87								
302	A	Nicholls St.	57 76	337	H	Sam Houston St.	61 51								
198	H	New Orleans	63 73	105	A	SFA	49 86								
333	H	Incarnate Word	68 51	131	A	Arkansas	40 101								

Non-Div I Games: S'western Assemblie71 52 Arlington Baptist 75 55

Houston Baptist

Loss, Non-Conf, S Site, H Home A Away N Neutral

Average RPI Win:	308	WON-LOST	WINNING	LAST 10	STRENGTH OF	OPP. STRENGTH	TEAM	ADJ.	CONF.	ADJ CONF.
Average RPI Loss:	201	RECORD	PCT. RANK	GAMES	SCHEDULE	OF SCHEDULE	RPI	RPI	RPI	RPI
DIV. I ONLY	10- 11	192	7- 3	331	344	255	255	32	32	
DIV. I NON-CONF.	4- 8	230	2- 1	256	338	252	252	31	31	
TOTALS	RPI 1-25	RPI 26-50	W-L RECORDS	RPI 51-100	RPI 101-150	RPI 150+				
10- 11	0- 1	0- 0	OVERALL	0- 2	0- 0	10- 8				
6- 1	0- 0	0- 0	HOME	0- 0	0- 0	6- 1				
4- 10	0- 1	0- 0	AWAY	0- 2	0- 0	4- 7				
0- 0	0- 0	0- 0	NEUTRAL	0- 0	0- 0	0- 0				
4- 8	0- 1	0- 0	NON-CONFERENCE	0- 2	0- 0	4- 5				
2- 1	0- 0	0- 0	HOME	0- 0	0- 0	2- 1				
2- 7	0- 1	0- 0	AWAY	0- 2	0- 0	2- 4				
0- 0	0- 0	0- 0	NEUTRAL	0- 0	0- 0	0- 0				
6- 3	0- 0	0- 0	CONFERENCE	0- 0	0- 0	6- 3				
4- 0	0- 0	0- 0	HOME	0- 0	0- 0	4- 0				
2- 3	0- 0	0- 0	AWAY	0- 0	0- 0	2- 3				
0- 0	0- 0	0- 0	NEUTRAL	0- 0	0- 0	0- 0				

RPI 1-25				RPI 26-50				RPI 51-100				RPI 101+ Team's RPI: 255			
RPI	S	Opponent	Score	RPI	S	Opponent	Score	RPI	S	Opponent	Score	RPI	S	Opponent	Score
25	A	Michigan	41 109					59	A	West Virginia	49 95	153	A	Cincinnati	56 66
								91	A	Cornell	55 67	161	A	Brown	78 83
												214	A	Robert Morris	42 59
												240	A	UMES	72 71
												247	A	Bethune-Cookman	54 75
												262	H	Savannah St.	55 49
												268	H	Vermont	64 57
												278	A	N.C. A&T	55 63
												296	H	Coppin St.	66 58
												315	A	NJIT	55 70
												320	H	Mt. St. Mary's	95 62
												322	A	St. Francis Brooklyn	78 63
												326	H	Ill.-Chicago	63 70
												340	H	South Carolina St.	75 57
												341	A	Florida A&M	51 55
												341	H	Florida A&M	72 58
												344	A	N.C. Central	73 50
												346	A	Fairleigh Dickinson	71 68
LAST 12 Division I GAMES:															
247	A	Bethune-Cookman	54 75	296	H	Coppin St.	66 58								
341	A	Florida A&M	51 55	240	A	UMES	72 71								
340	H	South Carolina St.	75 57	341	H	Florida A&M	72 58								
262	H	Savannah St.	55 49	268	H	Vermont	64 57								
344	A	N.C. Central	73 50	346	A	Fairleigh Dickinson	71 68								
278	A	N.C. A&T	55 63	326	H	Ill.-Chicago	63 70								

Non-Div I Games:

Howard

■ Loss, 
 ■ Non-Conf, 
 ■ S Site, 
 ■ Home 
 ■ A Away 
 N Neutral

Average RPI Win:	200	WON-LOST	WINNING	LAST 10	STRENGTH OF	OPP. STRENGTH	TEAM	ADJ.	CONF.	ADJ CONF.
Average RPI Loss:	83	RECORD	PCT. RANK	GAMES	SCHEDULE	OF SCHEDULE	RPI	RPI	RPI	RPI
DIV. I ONLY	16- 7	74	7- 3	155	139	80	80	11	11	
DIV. I NON-CONF.	8- 3	67	0- 0	122	146	74	74	10	10	
TOTALS	RPI 1-25	RPI 26-50	W-L RECORDS	RPI 51-100	RPI 101-150	RPI 150+				
16- 7	0- 0	1- 2	OVERALL	3- 3	2- 1	10- 1				
8- 2	0- 0	1- 1	HOME	1- 1	1- 0	5- 0				
8- 5	0- 0	0- 1	AWAY	2- 2	1- 1	5- 1				
0- 0	0- 0	0- 0	NEUTRAL	0- 0	0- 0	0- 0				
8- 3	0- 0	1- 1	NON-CONFERENCE	1- 2	1- 0	5- 0				
3- 2	0- 0	1- 1	HOME	0- 1	0- 0	2- 0				
5- 1	0- 0	0- 0	AWAY	1- 1	1- 0	3- 0				
0- 0	0- 0	0- 0	NEUTRAL	0- 0	0- 0	0- 0				
8- 4	0- 0	0- 1	CONFERENCE	2- 1	1- 1	5- 1				
5- 0	0- 0	0- 0	HOME	1- 0	1- 0	3- 0				
3- 4	0- 0	0- 1	AWAY	1- 1	0- 1	2- 1				
0- 0	0- 0	0- 0	NEUTRAL	0- 0	0- 0	0- 0				

RPI 1-25			RPI 26-50			RPI 51-100			Team's RPI: 80			RPI 101+			
RPI	S	Opponent	Score	RPI	S	Opponent	Score	RPI	S	Opponent	Score	RPI	S	Opponent	Score
33	H	Missouri	73 45	54	H	UNI	62 69	130	A	VCU	71 62				
37	A	South Dakota St.	49 68	67	A	South Dakota	62 75	132	A	Oral Roberts	45 54				
44	H	Ohio	65 71	78	A	Belmont	72 78	132	H	Oral Roberts	53 41				
				92	A	Western Ill.	76 72	167	A	Omaha	44 64				
				92	H	Western Ill.	66 52	167	H	Omaha	79 47				
				96	A	Purdue	67 62	201	A	Indiana St.	45 35				
								216	A	Miami (OH)	65 53				
								258	H	Tennessee Tech	77 63				
								260	H	Ga. Southern	83 57				
								280	H	North Dakota St.	71 58				
								300	A	Denver	67 45				
								300	H	Denver	71 49				
								323	A	Fort Wayne	62 48				
								326	A	Ill.-Chicago	67 57				
LAST 12 Division I GAMES:															
300	A	Denver	67 45	132	H	Oral Roberts	53 41								
132	A	Oral Roberts	45 54	300	H	Denver	71 49								
167	H	Omaha	79 47	37	A	South Dakota St.	49 68								
323	A	Fort Wayne	62 48	67	A	South Dakota	62 75								
92	A	Western Ill.	76 72	167	A	Omaha	44 64								
280	H	North Dakota St.	71 58	92	H	Western Ill.	66 52								

Non-Div I Games: Oakland City 95 62 Ind.-Northwest 89 36

IUPUI

Loss, Non-Conf, S Site, H Home A Away N Neutral

Average RPI Win:	266	WON-LOST	WINNING	LAST 10	STRENGTH OF	OPP. STRENGTH	TEAM	ADJ.	CONF.	ADJ CONF.
Average RPI Loss:	89	RECORD	PCT. RANK	GAMES	SCHEDULE	OF SCHEDULE	RPI	RPI	RPI	RPI
DIV. I ONLY	10- 11	192	6- 4	132	193	141	141	19	19	
DIV. I NON-CONF.	3- 6	230	0- 0	23	91	88	88	18	18	
TOTALS	RPI 1-25	RPI 26-50	W-L RECORDS	RPI 51-100	RPI 101-150	RPI 150+				
10- 11	0- 2	0- 1	OVERALL	0- 4	1- 2	9- 2				
2- 3	0- 0	0- 0	HOME	0- 1	0- 1	2- 1				
8- 5	0- 0	0- 0	AWAY	0- 0	1- 0	7- 0				
0- 3	0- 1	0- 0	NEUTRAL	0- 2	0- 0	0- 0				
3- 6	0- 2	0- 1	NON-CONFERENCE	0- 2	1- 0	2- 1				
0- 0	0- 0	0- 0	HOME	0- 0	0- 0	0- 0				
3- 3	0- 1	0- 1	AWAY	0- 0	1- 0	2- 1				
0- 3	0- 1	0- 0	NEUTRAL	0- 2	0- 0	0- 0				
7- 5	0- 0	0- 0	CONFERENCE	0- 2	0- 2	7- 1				
2- 3	0- 0	0- 0	HOME	0- 1	0- 1	2- 1				
5- 2	0- 0	0- 0	AWAY	0- 1	0- 1	5- 0				
0- 0	0- 0	0- 0	NEUTRAL	0- 0	0- 0	0- 0				

RPI 1-25				RPI 26-50				RPI 51-100				RPI 101+ Team's RPI: 141			
RPI	S	Opponent	Score	RPI	S	Opponent	Score	RPI	S	Opponent	Score	RPI	S	Opponent	Score
6	N	Oregon St.	49 60	38	A	Oregon	70 73	54	N	UNI	74 76	103	A	Wyoming	74 71
9	A	Washington	53 105					65	A	Montana St.	64 80	106	H	Northern Colo.	67 71
								65	H	Montana St.	61 66	148	A	Eastern Wash.	57 67
								86	N	UNLV	61 73	177	H	Idaho St.	60 67
												220	H	Weber St.	95 77
												224	A	Seattle U	68 64
												225	A	Grand Canyon	60 64
												252	A	Portland St.	72 66
												287	A	Sacramento St.	72 58
												291	A	Northern Ariz.	91 80
												295	A	Southern Utah	85 68
												327	A	Montana	86 59
												327	H	Montana	75 50
												338	A	Cal St. Fullerton	88 86
LAST 12 Division I GAMES:															
106	H	Northern Colo.	67 71	295	A	Southern Utah	85 68								
287	A	Sacramento St.	72 58	177	H	Idaho St.	60 67								
252	A	Portland St.	72 66	220	H	Weber St.	95 77								
327	H	Montana	75 50	65	A	Montana St.	64 80								
65	H	Montana St.	61 66	327	A	Montana	86 59								
291	A	Northern Ariz.	91 80	148	A	Eastern Wash.	57 67								

Non-Div I Games: Lewis-Clark St. 85 49 Central Wash. 79 45

Idaho

Loss, Non-Conf, S Site, H Home A Away N Neutral

Average RPI Win:	254	WON-LOST	WINNING	LAST 10	STRENGTH OF	OPP. STRENGTH	TEAM	ADJ.	CONF.	ADJ CONF.
Average RPI Loss:	119	RECORD	PCT. RANK	GAMES	SCHEDULE	OF SCHEDULE	RPI	RPI	RPI	RPI
DIV. I ONLY	12- 9	134	6- 4	273	160	177	177	19	19	
DIV. I NON-CONF.	5- 5	165	1- 0	310	72	202	202	18	18	
TOTALS	RPI 1-25	RPI 26-50	W-L RECORDS	RPI 51-100	RPI 101-150	RPI 150+				
12- 9	0- 1	0- 1	OVERALL	1- 1	1- 3	10- 3				
7- 2	0- 0	0- 0	HOME	1- 0	0- 2	6- 0				
4- 6	0- 0	0- 0	AWAY	0- 0	1- 0	3- 0				
1- 1	0- 0	0- 1	NEUTRAL	0- 0	0- 0	1- 0				
5- 5	0- 1	0- 1	NON-CONFERENCE	0- 1	0- 0	5- 2				
3- 0	0- 0	0- 0	HOME	0- 0	0- 0	3- 0				
1- 4	0- 1	0- 0	AWAY	0- 1	0- 0	1- 2				
1- 1	0- 0	0- 1	NEUTRAL	0- 0	0- 0	1- 0				
7- 4	0- 0	0- 0	CONFERENCE	1- 0	1- 3	5- 1				
4- 2	0- 0	0- 0	HOME	1- 0	0- 2	3- 0				
3- 2	0- 0	0- 0	AWAY	0- 0	1- 1	2- 1				
0- 0	0- 0	0- 0	NEUTRAL	0- 0	0- 0	0- 0				

RPI 1-25			RPI 26-50			RPI 51-100			RPI 101+			Team's RPI: 177
RPI	S	Opponent	Score	RPI	S	Opponent	Score	RPI	S	Opponent	Score	
6	A	Oregon St.	38 61	41	N	James Madison	53 83	65	H	Montana St.	67 59	106 H Northern Colo. 62 77
								87	A	Colorado	56 85	123 H North Dakota 62 65
												141 A Idaho 67 60
												148 A Eastern Wash. 41 58
												152 A Santa Clara 78 82
												185 A Utah St. 56 69
												208 A Wisconsin 42 35
												220 A Weber St. 43 50
												220 H Weber St. 57 52
												252 H Portland St. 53 47
												285 N Davidson 70 58
												291 A Northern Ariz. 64 51
												295 A Southern Utah 71 68
												300 H Denver 65 64
												327 H Montana 61 43
												328 H UC Irvine 65 54
												331 H Utah Valley 61 56
LAST 12 Division I GAMES:												
252	H	Portland St.	53 47	141	A	Idaho	67 60					
295	A	Southern Utah	71 68	148	A	Eastern Wash.	41 58					
291	A	Northern Ariz.	64 51	220	A	Weber St.	43 50					
220	H	Weber St.	57 52	65	H	Montana St.	67 59					
123	H	North Dakota	62 65	327	H	Montana	61 43					
106	H	Northern Colo.	62 77	331	H	Utah Valley	61 56					

Non-Div I Games: Montana Tech 77 55

Idaho St.

■ Loss, 
■ Non-Conf, S Site, 
■ Home 
■ Away 
N Neutral

Average RPI Win:	286	WON-LOST	WINNING	LAST 10	STRENGTH OF	OPP. STRENGTH	TEAM	ADJ.	CONF.	ADJ CONF.
Average RPI Loss:	179	RECORD	PCT. RANK	GAMES	SCHEDULE	OF SCHEDULE	RPI	RPI	RPI	RPI
DIV. I ONLY	2- 20	340	1- 9	210	267	326	326	20	20	
DIV. I NON-CONF.	1- 8	314	0- 0	159	240	301	301	20	20	
TOTALS	RPI 1-25	RPI 26-50	W-L RECORDS	RPI 51-100	RPI 101-150	RPI 150+				
2- 20	0- 0	0- 2	OVERALL	0- 4	0- 2	2- 12				
1- 10	0- 0	0- 1	HOME	0- 1	0- 1	1- 7				
1- 10	0- 0	0- 1	AWAY	0- 3	0- 1	1- 5				
0- 0	0- 0	0- 0	NEUTRAL	0- 0	0- 0	0- 0				
1- 8	0- 0	0- 1	NON-CONFERENCE	0- 4	0- 0	1- 3				
0- 4	0- 0	0- 0	HOME	0- 1	0- 0	0- 3				
1- 4	0- 0	0- 1	AWAY	0- 3	0- 0	1- 0				
0- 0	0- 0	0- 0	NEUTRAL	0- 0	0- 0	0- 0				
1- 12	0- 0	0- 1	CONFERENCE	0- 0	0- 2	1- 9				
1- 6	0- 0	0- 1	HOME	0- 0	0- 1	1- 4				
0- 6	0- 0	0- 0	AWAY	0- 0	0- 1	0- 5				
0- 0	0- 0	0- 0	NEUTRAL	0- 0	0- 0	0- 0				

RPI	S	Opponent	Score	RPI	S	Opponent	Score	RPI	S	Opponent	Score	RPI	S	Opponent	Score	Team's RPI: 326
31	H	Green Bay	65 79	62	A	Central Mich.	55 77	142	H	Wright St.	54 73					
49	A	Northwestern	44 88	73	A	Toledo	51 79	144	A	Detroit	76 98					
				74	A	Virginia	39 76	162	A	Oakland	58 81					
				80	H	IUPUI	57 67	174	A	Milwaukee	55 83					
								174	H	Milwaukee	65 88					
								191	A	Cleveland St.	59 77					
								191	H	Cleveland St.	59 63					
								227	H	Bradley	56 65					
								255	A	Howard	70 63					
								270	A	Northern Ky.	49 66					
								270	H	Northern Ky.	37 58					
								313	A	Youngstown St.	54 70					
								313	H	Youngstown St.	59 65					
								317	H	Valparaiso	74 60					
								321	H	Illinois St.	52 59					
								323	H	Fort Wayne	55 61					
LAST 12 Division I GAMES:																
270	A	Northern Ky.	49 66	174	A	Milwaukee	55 83									
313	H	Youngstown St.	59 65	191	A	Cleveland St.	59 77									
191	H	Cleveland St.	59 63	313	A	Youngstown St.	54 70									
317	H	Valparaiso	74 60	31	H	Green Bay	65 79									
270	H	Northern Ky.	37 58	174	H	Milwaukee	65 88									
142	H	Wright St.	54 73	144	A	Detroit	76 98									

Non-Div I Games: Lake Forest 84 48 Robert Morris (IL) 106 58

Ill.-Chicago

Loss, Non-Conf, S Site, H Home A Away N Neutral

Average RPI Win:	201	WON-LOST	WINNING	LAST 10	STRENGTH OF	OPP. STRENGTH	TEAM	ADJ.	CONF.	ADJ CONF.
Average RPI Loss:	71	RECORD	PCT. RANK	GAMES	SCHEDULE	OF SCHEDULE	RPI	RPI	RPI	RPI
DIV. I ONLY	8- 17	272	2- 8	34	98	182	182	6	6	
DIV. I NON-CONF.	5- 8	218	0- 0	51	286	201	201	6	6	
TOTALS	RPI 1-25	RPI 26-50	W-L RECORDS	RPI 51-100	RPI 101-150	RPI 150+				
8- 17	0- 3	1- 3	OVERALL	1- 8	1- 2	5- 1				
8- 7	0- 2	1- 0	HOME	1- 2	1- 2	5- 1				
0- 10	0- 1	0- 3	AWAY	0- 6	0- 0	0- 0				
0- 0	0- 0	0- 0	NEUTRAL	0- 0	0- 0	0- 0				
5- 8	0- 0	0- 1	NON-CONFERENCE	1- 4	1- 2	3- 1				
5- 4	0- 0	0- 0	HOME	1- 1	1- 2	3- 1				
0- 4	0- 0	0- 1	AWAY	0- 3	0- 0	0- 0				
0- 0	0- 0	0- 0	NEUTRAL	0- 0	0- 0	0- 0				
3- 9	0- 3	1- 2	CONFERENCE	0- 4	0- 0	2- 0				
3- 3	0- 2	1- 0	HOME	0- 1	0- 0	2- 0				
0- 6	0- 1	0- 2	AWAY	0- 3	0- 0	0- 0				
0- 0	0- 0	0- 0	NEUTRAL	0- 0	0- 0	0- 0				

RPI S Opponent	Score	RPI S Opponent	Score	RPI S Opponent	Score	RPI S Opponent	Score	Team's RPI: 182
19 A Maryland	59 84	30 A Ohio St.	64 88	51 A Michigan St.	47 71	104 H Mercer	33 51	
19 H Maryland	49 94	44 A Ohio	68 80	55 A George Washington	56 72	142 H Wright St.	76 72	
25 H Michigan	70 86	45 A Iowa	58 78	56 A Minnesota	50 78	145 H Memphis	54 64	
		45 H Iowa	70 65	57 H Wake Forest	70 79	196 H Rutgers	78 41	
				62 A Central Mich.	51 82	199 H Nebraska	79 59	
				67 A South Dakota	68 77	250 H Marshall	53 55	
				79 A Penn St.	66 82	294 H Ark.-Pine Bluff	70 58	
				90 H FGCU	82 73	319 H USC Upstate	77 57	
				96 H Purdue	64 72	323 H Fort Wayne	56 33	
LAST 12 Division I GAMES:								
19 A Maryland	59 84	56 A Minnesota	50 78					
96 H Purdue	64 72	199 H Nebraska	79 59					
25 H Michigan	70 86	45 A Iowa	58 78					
79 A Penn St.	66 82	196 H Rutgers	78 41					
19 H Maryland	49 94	51 A Michigan St.	47 71					
30 A Ohio St.	64 88	45 H Iowa	70 65					

Non-Div I Games:

Illinois



Average RPI Win:	294	WON-LOST	WINNING	LAST 10	STRENGTH OF	OPP. STRENGTH	TEAM	ADJ.	CONF.	ADJ CONF.
Average RPI Loss:	153	RECORD	PCT. RANK	GAMES	SCHEDULE	OF SCHEDULE	RPI	RPI	RPI	RPI
DIV. I ONLY	6- 16	289	2- 8	294	173	321	321	16	16	
DIV. I NON-CONF.	3- 8	262	0- 1	276	196	305	305	14	14	
TOTALS	RPI 1-25	RPI 26-50	W-L RECORDS	RPI 51-100	RPI 101-150	RPI 150+				
6- 16	0- 1	0- 1	OVERALL	0- 3	0- 1	6- 10				
5- 8	0- 0	0- 1	HOME	0- 1	0- 1	5- 5				
1- 8	0- 1	0- 0	AWAY	0- 2	0- 0	1- 5				
0- 0	0- 0	0- 0	NEUTRAL	0- 0	0- 0	0- 0				
3- 8	0- 1	0- 0	NON-CONFERENCE	0- 2	0- 1	3- 4				
2- 4	0- 0	0- 0	HOME	0- 0	0- 1	2- 3				
1- 4	0- 1	0- 0	AWAY	0- 2	0- 0	1- 1				
0- 0	0- 0	0- 0	NEUTRAL	0- 0	0- 0	0- 0				
3- 8	0- 0	0- 1	CONFERENCE	0- 1	0- 0	3- 6				
3- 4	0- 0	0- 1	HOME	0- 1	0- 0	3- 2				
0- 4	0- 0	0- 0	AWAY	0- 0	0- 0	0- 4				
0- 0	0- 0	0- 0	NEUTRAL	0- 0	0- 0	0- 0				

RPI 1-25				RPI 26-50				RPI 51-100				RPI 101+				Team's RPI: 321	
RPI	S	Opponent	Score	RPI	S	Opponent	Score	RPI	S	Opponent	Score	RPI	S	Opponent	Score		
24	A	Arizona St.	40 76	32	H	Drake	36 87	54	H	UNI	40 78	150	H	Yale	45 59		
								89	A	Northern Ill.	66 108	151	A	Missouri St.	60 65		
								92	A	Western Ill.	50 80	165	H	George Mason	46 72		
												174	H	Milwaukee	60 68		
												178	H	Southern Ill.	56 63		
												197	A	Wichita St.	45 67		
												201	A	Indiana St.	49 63		
												201	H	Indiana St.	47 65		
												208	H	Wisconsin	46 64		
												211	A	SIUE	80 92		
												227	H	Bradley	71 63		
												273	H	Evansville	71 58		
												303	H	Eastern Ill.	60 49		
												316	A	Loyola Chicago	61 64		
												316	H	Loyola Chicago	63 51		
												317	H	Valparaiso	77 56		
												326	A	Ill.-Chicago	59 52		
LAST 12 Division I GAMES:																	
316	H	Loyola Chicago	63 51	32	H	Drake	36 87										
201	H	Indiana St.	47 65	54	H	UNI	40 78										
178	H	Southern Ill.	56 63	201	A	Indiana St.	49 63										
273	H	Evansville	71 58	316	A	Loyola Chicago	61 64										
197	A	Wichita St.	45 67	227	H	Bradley	71 63										
151	A	Missouri St.	60 65	211	A	SIUE	80 92										

Non-Div I Games:

Illinois St.

Average RPI Win:	329	WON-LOST	WINNING	LAST 10	STRENGTH OF	OPP. STRENGTH	TEAM	ADJ.	CONF.	ADJ CONF.
Average RPI Loss:	201	RECORD	PCT. RANK	GAMES	SCHEDULE	OF SCHEDULE	RPI	RPI	RPI	RPI
DIV. I ONLY	4- 17	316	2- 8	318	315	333	333	27	27	
DIV. I NON-CONF.	0- 9	335	0- 0	320	251	348	348	27	27	
TOTALS	RPI 1-25	RPI 26-50	W-L RECORDS	RPI 51-100	RPI 101-150	RPI 150+				
4- 17	0- 0	0- 0	OVERALL	0- 1	0- 4	4- 12				
2- 6	0- 0	0- 0	HOME	0- 0	0- 2	2- 4				
2- 9	0- 0	0- 0	AWAY	0- 0	0- 0	2- 0				
0- 2	0- 0	0- 0	NEUTRAL	0- 0	0- 0	0- 2				
0- 9	0- 0	0- 0	NON-CONFERENCE	0- 0	0- 1	0- 8				
0- 2	0- 0	0- 0	HOME	0- 0	0- 0	0- 2				
0- 5	0- 0	0- 0	AWAY	0- 0	0- 1	0- 4				
0- 2	0- 0	0- 0	NEUTRAL	0- 0	0- 0	0- 2				
4- 8	0- 0	0- 0	CONFERENCE	0- 1	0- 3	4- 4				
2- 4	0- 0	0- 0	HOME	0- 0	0- 2	2- 2				
2- 4	0- 0	0- 0	AWAY	0- 1	0- 1	2- 2				
0- 0	0- 0	0- 0	NEUTRAL	0- 0	0- 0	0- 0				

RPI 1-25			RPI 26-50			RPI 51-100			RPI 101+			Team's RPI: 333
RPI	S	Opponent	Score	RPI	S	Opponent	Score	RPI	S	Opponent	Score	
						99 A Central Ark.	50 63					
								105 H SFA			75 94	
								121 A TCU			40 88	
								125 H Abilene Christian			66 75	
								135 A Lamar University			54 83	
								179 H Rice			43 60	
								185 N Utah St.			46 79	
								193 A Texas St.			50 67	
								197 A Wichita St.			63 73	
								198 A New Orleans			58 84	
								198 H New Orleans			67 71	
								205 A North Texas			61 84	
								243 N Murray St.			68 72	
								274 H Eastern Mich.			47 66	
								298 H Northwestern St.			74 76	
								302 A Nicholls St.			78 52	
								327 A Montana			56 61	
								335 A Southeastern La.			85 76	
								335 H Southeastern La.			96 56	
								342 A Houston Baptist			51 68	
								342 H Houston Baptist			69 54	
LAST 12 Division I GAMES:												
						198 A New Orleans	58 84					
						342 H Houston Baptist	69 54					
						99 A Central Ark.	50 63					
						125 H Abilene Christian	66 75					
						105 H SFA	75 94					
						335 H Southeastern La.	96 56					
						342 A Houston Baptist	51 68					
						135 A Lamar University	54 83					
						198 H New Orleans	67 71					
						298 H Northwestern St.	74 76					
						335 A Southeastern La.	85 76					
						302 A Nicholls St.	78 52					

Non-Div I Games: LSU-Alexandria 106 79 Tex. A&M-Kingsville 79 66

Incarnate Word

Loss, Non-Conf, S Site, H Home A Away N Neutral

## Indiana

Through Games Of Feb. 9, 2017

Average RPI Win:	171	WON-LOST	WINNING	LAST 10	STRENGTH OF	OPP. STRENGTH	TEAM	ADJ.	CONF.	ADJ CONF.
Average RPI Loss:	40	RECORD	PCT. RANK	GAMES	SCHEDULE	OF SCHEDULE	RPI	RPI	RPI	RPI
DIV. I ONLY	16- 8	80	5- 5	89	67	50	50	6	6	
DIV. I NON-CONF.	10- 3	54	1- 0	239	63	77	77	6	6	
TOTALS	RPI 1-25	RPI 26-50	W-L RECORDS	RPI 51-100	RPI 101-150	RPI 150+				
16- 8	0- 2	0- 4	OVERALL	6- 2	1- 0	9- 0				
9- 2	0- 1	0- 1	HOME	3- 0	1- 0	5- 0				
5- 6	0- 1	0- 3	AWAY	2- 2	0- 0	3- 0				
2- 0	0- 0	0- 0	NEUTRAL	1- 0	0- 0	1- 0				
10- 3	0- 0	0- 2	NON-CONFERENCE	2- 1	1- 0	7- 0				
6- 0	0- 0	0- 0	HOME	0- 0	1- 0	5- 0				
2- 3	0- 0	0- 2	AWAY	1- 1	0- 0	1- 0				
2- 0	0- 0	0- 0	NEUTRAL	1- 0	0- 0	1- 0				
6- 5	0- 2	0- 2	CONFERENCE	4- 1	0- 0	2- 0				
3- 2	0- 1	0- 1	HOME	3- 0	0- 0	0- 0				
3- 3	0- 1	0- 1	AWAY	1- 1	0- 0	2- 0				
0- 0	0- 0	0- 0	NEUTRAL	0- 0	0- 0	0- 0				

RPI 1-25				RPI 26-50				Team's RPI: 50				RPI 51-100				RPI 101+			
RPI	S	Opponent	Score	RPI	S	Opponent	Score	RPI	S	Opponent	Score	RPI	S	Opponent	Score	RPI	S	Opponent	Score
19	H	Maryland	56 92	27	A	Auburn	67 71	51	A	Michigan St.	60 69	102	H	Vanderbilt	94 61				
25	A	Michigan	74 78	30	H	Ohio St.	82 92	56	H	Minnesota	78 62	162	H	Oakland	84 59				
				34	A	North Carolina St.	70 84	70	N	Florida	102 88	196	A	Rutgers	63 52				
				49	A	Northwestern	67 80	79	A	Penn St.	89 70	205	A	North Texas	94 64				
								79	H	Penn St.	72 66	208	A	Wisconsin	78 54				
								82	A	Western Ky.	74 85	223	H	Presbyterian	71 37				
								88	A	Chattanooga	79 76	248	N	Stony Brook	74 60				
								96	H	Purdue	74 60	270	H	Northern Ky.	100 49				
												317	H	Valparaiso	87 58				
												339	H	UMass Lowell	79 45				
LAST 12 Division I GAMES:																			
196	A	Rutgers	63 52	49	A	Northwestern	67 80												
19	H	Maryland	56 92	25	A	Michigan	74 78												
51	A	Michigan St.	60 69	56	H	Minnesota	78 62												
208	A	Wisconsin	78 54	30	H	Ohio St.	82 92												
79	H	Penn St.	72 66	79	A	Penn St.	89 70												
96	H	Purdue	74 60	248	N	Stony Brook	74 60												

Non-Div I Games:

Indiana

■ Loss, 
 ■ Non-Conf, S Site, 
 ■ Home 
 ■ Away 
 N Neutral

Average RPI Win:	232	WON-LOST	WINNING	LAST 10	STRENGTH OF	OPP. STRENGTH	TEAM	ADJ.	CONF.	ADJ CONF.
Average RPI Loss:	162	RECORD	PCT. RANK	GAMES	SCHEDULE	OF SCHEDULE	RPI	RPI	RPI	RPI
DIV. I ONLY	11- 11	168	5- 5	302	142	201	201	16	16	
DIV. I NON-CONF.	6- 5	148	1- 0	303	104	172	172	14	14	
TOTALS	RPI 1-25	RPI 26-50	W-L RECORDS	RPI 51-100	RPI 101-150	RPI 150+				
11- 11	0- 0	0- 2	OVERALL	0- 2	2- 0	9- 7				
4- 3	0- 0	0- 0	HOME	0- 1	1- 0	3- 2				
7- 8	0- 0	0- 2	AWAY	0- 1	1- 0	6- 5				
0- 0	0- 0	0- 0	NEUTRAL	0- 0	0- 0	0- 0				
6- 5	0- 0	0- 1	NON-CONFERENCE	0- 1	2- 0	4- 3				
2- 1	0- 0	0- 0	HOME	0- 1	1- 0	1- 0				
4- 4	0- 0	0- 1	AWAY	0- 0	1- 0	3- 3				
0- 0	0- 0	0- 0	NEUTRAL	0- 0	0- 0	0- 0				
5- 6	0- 0	0- 1	CONFERENCE	0- 1	0- 0	5- 4				
2- 2	0- 0	0- 0	HOME	0- 0	0- 0	2- 2				
3- 4	0- 0	0- 1	AWAY	0- 1	0- 0	3- 2				
0- 0	0- 0	0- 0	NEUTRAL	0- 0	0- 0	0- 0				

RPI S	Opponent	Score	RPI S	Opponent	Score	RPI S	Opponent	Score	RPI S	Opponent	Score	Team's RPI: 201
32	A Drake	62 76	33	A Missouri	48 77	54	A UNI	47 59	117	A Saint Louis	70 67	
						80	H IUPUI	35 45	129	H Tulsa	72 68	
									151	H Missouri St.	46 49	
									153	A Cincinnati	63 55	
									167	A Omaha	45 72	
									178	A Southern Ill.	68 53	
									197	H Wichita St.	42 56	
									216	A Miami (OH)	62 54	
									227	A Bradley	41 54	
									227	H Bradley	58 51	
									234	A Butler	48 66	
									270	H Northern Ky.	58 38	
									273	A Evansville	41 57	
									303	A Eastern Ill.	88 61	
									316	A Loyola Chicago	48 38	
									321	A Illinois St.	65 47	
									321	H Illinois St.	63 49	
									334	A Fla. Atlantic	67 70	
LAST 12 Division I GAMES:												
227	A Bradley	41 54	316	A Loyola Chicago	48 38							
321	A Illinois St.	65 47	321	H Illinois St.	63 49							
151	H Missouri St.	46 49	227	H Bradley	58 51							
197	H Wichita St.	42 56	178	A Southern Ill.	68 53							
32	A Drake	62 76	273	A Evansville	41 57							
54	A UNI	47 59	129	H Tulsa	72 68							

Non-Div I Games:

Indiana St.

■ Loss, 
■ Non-Conf, 
■ S Site, 
■ H Home 
■ A Away 
N Neutral

Average RPI Win:	214	WON-LOST	WINNING	LAST 10	STRENGTH OF	OPP. STRENGTH	TEAM	ADJ.	CONF.	ADJ CONF.
Average RPI Loss:	156	RECORD	PCT. RANK	GAMES	SCHEDULE	OF SCHEDULE	RPI	RPI	RPI	RPI
DIV. I ONLY	15- 8	95	8- 2	246	171	147	147	17	17	
DIV. I NON-CONF.	5- 4	143	0- 0	156	147	144	144	17	17	
TOTALS	RPI 1-25	RPI 26-50	W-L RECORDS	RPI 51-100	RPI 101-150	RPI 150+				
15- 8	0- 0	1- 0	OVERALL	0- 1	3- 3	11- 4				
9- 3	0- 0	1- 0	HOME	0- 0	2- 1	6- 2				
6- 5	0- 0	0- 0	AWAY	0- 1	1- 2	5- 2				
0- 0	0- 0	0- 0	NEUTRAL	0- 0	0- 0	0- 0				
5- 4	0- 0	0- 0	NON-CONFERENCE	0- 1	3- 2	2- 1				
4- 1	0- 0	0- 0	HOME	0- 0	2- 1	2- 0				
1- 3	0- 0	0- 0	AWAY	0- 1	1- 1	0- 1				
0- 0	0- 0	0- 0	NEUTRAL	0- 0	0- 0	0- 0				
10- 4	0- 0	1- 0	CONFERENCE	0- 0	0- 1	9- 3				
5- 2	0- 0	1- 0	HOME	0- 0	0- 0	4- 2				
5- 2	0- 0	0- 0	AWAY	0- 0	0- 1	5- 1				
0- 0	0- 0	0- 0	NEUTRAL	0- 0	0- 0	0- 0				

RPI S	Opponent	Score	RPI S	Opponent	Score	RPI S	Opponent	Score	RPI S	Opponent	Score	Team's RPI: 147
			48	H Quinnipiac	58 44	79	A Penn St.	67 80	112	H Fordham	55 46	
									113	H Duquesne	58 61	
									116	H Saint Joseph's	58 57	
									119	A Navy	68 73	
									126	A Rider	65 85	
									130	A VCU	59 57	
									180	A Fairfield	59 68	
									200	H Siena	46 58	
									205	A North Texas	55 66	
									219	A Niagara	65 55	
									219	H Niagara	68 61	
									226	H Monmouth	60 54	
									228	A Marist	48 37	
									228	H Marist	62 68	
									246	A Canisius	58 45	
									246	H Canisius	55 52	
									248	H Stony Brook	57 46	
									269	A Manhattan	76 62	
									269	H Manhattan	70 53	
									309	A Saint Peter's	66 58	
									322	H St. Francis Brooklyn	62 46	
LAST 12 Division I GAMES:												
246	A	Canisius	58	45	228	H	Marist	62	68			
219	A	Niagara	65	55	219	H	Niagara	68	61			
48	H	Quinnipiac	58	44	200	H	Siena	46	58			
228	A	Marist	48	37	309	A	Saint Peter's	66	58			
226	H	Monmouth	60	54	126	A	Rider	65	85			
269	A	Manhattan	76	62	246	H	Canisius	55	52			

Non-Div I Games:

Iona

Average RPI Win:	139	WON-LOST	WINNING	LAST 10	STRENGTH OF	OPP. STRENGTH	TEAM	ADJ.	CONF.	ADJ CONF.
Average RPI Loss:	45	RECORD	PCT. RANK	GAMES	SCHEDULE	OF SCHEDULE	RPI	RPI	RPI	RPI
DIV. I ONLY	15- 9	107	6- 4	29	51	45	45	6	6	
DIV. I NON-CONF.	9- 4	85	1- 0	7	59	29	29	6	6	
TOTALS	RPI 1-25	RPI 26-50	W-L RECORDS	RPI 51-100	RPI 101-150	RPI 150+				
15- 9	0- 5	1- 2	OVERALL	4- 1	3- 0	7- 1				
12- 3	0- 2	0- 1	HOME	4- 0	2- 0	6- 0				
2- 5	0- 2	0- 1	AWAY	0- 1	1- 0	1- 1				
1- 1	0- 1	1- 0	NEUTRAL	0- 0	0- 0	0- 0				
9- 4	0- 2	1- 2	NON-CONFERENCE	2- 0	3- 0	3- 0				
7- 2	0- 1	0- 1	HOME	2- 0	2- 0	3- 0				
1- 1	0- 0	0- 1	AWAY	0- 0	1- 0	0- 0				
1- 1	0- 1	1- 0	NEUTRAL	0- 0	0- 0	0- 0				
6- 5	0- 3	0- 0	CONFERENCE	2- 1	0- 0	4- 1				
5- 1	0- 1	0- 0	HOME	2- 0	0- 0	3- 0				
1- 4	0- 2	0- 0	AWAY	0- 1	0- 0	1- 1				
0- 0	0- 0	0- 0	NEUTRAL	0- 0	0- 0	0- 0				

RPI 1-25				RPI 26-50				Team's RPI: 45				RPI 51-100				RPI 101+			
RPI	S	Opponent	Score	RPI	S	Opponent	Score	RPI	S	Opponent	Score	RPI	S	Opponent	Score	RPI	S	Opponent	Score
2	H	Notre Dame	58 73	32	A	Drake	76 81	51	H	Michigan St.	87 83	114	H	Kent St.	83 48				
10	N	UCLA	65 78	37	H	South Dakota St.	64 66	54	H	UNI	88 39	123	A	North Dakota	75 60				
19	A	Maryland	81 100	41	N	James Madison	90 75	56	H	Minnesota	80 65	132	H	Oral Roberts	96 76				
19	H	Maryland	82 98					71	H	Iowa St.	88 76	156	H	Hampton	84 51				
25	A	Michigan	70 72					79	A	Penn St.	58 71	182	A	Illinois	65 70				
												182	H	Illinois	78 58				
												196	A	Rutgers	71 59				
												196	H	Rutgers	71 57				
												199	H	Nebraska	75 72				
												214	H	Robert Morris	81 60				
												297	H	Massachusetts	71 30				
LAST 12 Division I GAMES:																			
				51	H	Michigan St.	87 83	19	H	Maryland	82 98								
				25	A	Michigan	70 72	182	H	Illinois	78 58								
				196	H	Rutgers	71 57	79	A	Penn St.	58 71								
				19	A	Maryland	81 100	199	H	Nebraska	75 72								
				56	H	Minnesota	80 65	182	A	Illinois	65 70								
				196	A	Rutgers	71 59	114	H	Kent St.	83 48								

Non-Div I Games:

Iowa

■ Loss, 
 ■ Non-Conf, S Site, 
 ■ Home 
 ■ Away 
 N Neutral

Average RPI Win: 162		WON-LOST	WINNING	LAST 10	STRENGTH OF		OPP. STRENGTH	TEAM	ADJ.	CONF.	ADJ CONF.
Average RPI Loss: 37		RECORD	PCT. RANK	GAMES	SCHEDULE		OF SCHEDULE	RPI	RPI	RPI	RPI
DIV. I ONLY		13- 10	138	4- 6	21		52	71	71	4	4
DIV. I NON-CONF.		9- 2	37	0- 0	69		218	56	56	3	3
TOTALS		RPI 1-25	RPI 26-50		W-L RECORDS		RPI 51-100	RPI 101-150		RPI 150+	
13- 10	1- 6	1- 1		OVERALL		3- 2	2- 1		6- 0		
12- 4	1- 4	1- 0		HOME		2- 0	2- 0		6- 0		
1- 6	0- 2	0- 1		AWAY		1- 2	0- 1		0- 0		
0- 0	0- 0	0- 0		NEUTRAL		0- 0	0- 0		0- 0		
9- 2	0- 1	1- 1		NON-CONFERENCE		2- 0	0- 0		6- 0		
9- 1	0- 1	1- 0		HOME		2- 0	0- 0		6- 0		
0- 1	0- 0	0- 1		AWAY		0- 0	0- 0		0- 0		
0- 0	0- 0	0- 0		NEUTRAL		0- 0	0- 0		0- 0		
4- 8	1- 5	0- 0		CONFERENCE		1- 2	2- 1		0- 0		
3- 3	1- 3	0- 0		HOME		0- 0	2- 0		0- 0		
1- 5	0- 2	0- 0		AWAY		1- 2	0- 1		0- 0		
0- 0	0- 0	0- 0		NEUTRAL		0- 0	0- 0		0- 0		

RPI	S	Opponent	Score	RPI	S	Opponent	Score	RPI	S	Opponent	Score	RPI	S	Opponent	Score
4	H	Mississippi St.	81 85	32	H	Drake	75 67	54	H	UNI	76 68	121	A	TCU	75 80
7	H	Texas	68 75	45	A	Iowa	76 88	59	A	West Virginia	80 55	121	H	TCU	72 69
8	A	Baylor	42 68					64	A	Oklahoma St.	59 71	146	H	Kansas	87 58
8	H	Baylor	52 83					76	A	Texas Tech	66 75	198	H	New Orleans	100 63
17	A	Oklahoma	63 78					89	H	Northern Ill.	97 89	206	H	Sacred Heart	76 56
17	H	Oklahoma	57 67									253	H	UC Santa Barbara	77 60
22	H	Kansas St.	75 69									262	H	Savannah St.	74 51
												324	H	Arkansas St.	105 53
												345	H	Delaware St.	88 57
LAST 12 Division I GAMES:															
59	A	West Virginia	80 55	121	A	TCU	75 80								
8	H	Baylor	52 83	17	H	Oklahoma	57 67								
121	H	TCU	72 69	146	H	Kansas	87 58								
17	A	Oklahoma	63 78	76	A	Texas Tech	66 75								
22	H	Kansas St.	75 69	7	H	Texas	68 75								
8	A	Baylor	42 68	64	A	Oklahoma St.	59 71								

Non-Div I Games:

Iowa St.

■ Loss, 
 ■ Non-Conf, S Site, 
 ■ Home 
 ■ Away 
 N Neutral

Average RPI Win:	299	WON-LOST	WINNING	LAST 10	STRENGTH OF	OPP. STRENGTH	TEAM	ADJ.	CONF.	ADJ CONF.
Average RPI Loss:	260	RECORD	PCT. RANK	GAMES	SCHEDULE	OF SCHEDULE	RPI	RPI	RPI	RPI
DIV. I ONLY	3- 14	319	0- 10	347	348	348	348	30	30	
DIV. I NON-CONF.	2- 4	230	0- 0	341	347	321	321	29	29	
TOTALS	RPI 1-25	RPI 26-50	W-L RECORDS	RPI 51-100	RPI 101-150	RPI 150+				
3- 14	0- 0	0- 0	OVERALL	0- 0	0- 1	3- 13				
1- 4	0- 0	0- 0	HOME	0- 0	0- 0	1- 4				
1- 10	0- 0	0- 0	AWAY	0- 0	0- 0	1- 3				
1- 0	0- 0	0- 0	NEUTRAL	0- 0	0- 0	1- 0				
2- 4	0- 0	0- 0	NON-CONFERENCE	0- 0	0- 1	2- 3				
1- 0	0- 0	0- 0	HOME	0- 0	0- 0	1- 0				
0- 4	0- 0	0- 0	AWAY	0- 0	0- 1	0- 3				
1- 0	0- 0	0- 0	NEUTRAL	0- 0	0- 0	1- 0				
1- 10	0- 0	0- 0	CONFERENCE	0- 0	0- 0	1- 10				
0- 4	0- 0	0- 0	HOME	0- 0	0- 0	0- 4				
1- 6	0- 0	0- 0	AWAY	0- 0	0- 0	1- 6				
0- 0	0- 0	0- 0	NEUTRAL	0- 0	0- 0	0- 0				

RPI 1-25			RPI 26-50			RPI 51-100			RPI 101+			Team's RPI: 348
RPI	S	Opponent	Score	RPI	S	Opponent	Score	RPI	S	Opponent	Score	
								107	A	Ole Miss	41	89
								203	A	Texas Southern	52	62
								209	A	Alabama St.	64	73
								212	N	Saint Francis (PA)	88	84
								229	A	Grambling	85	90
								238	A	Southern U.	61	80
								238	H	Southern U.	56	85
								282	H	Mississippi Val.	57	62
								283	A	Prairie View	63	73
								294	H	Ark.-Pine Bluff	71	78
								298	A	Northwestern St.	65	83
								302	A	Nicholls St.	76	83
								308	A	Alcorn	51	74
								308	H	Alcorn	53	70
								334	A	Fla. Atlantic	58	67
								335	H	Southeastern La.	83	66
								349	A	Alabama A&M	64	54
LAST 12 Division I GAMES:												
238	A	Southern U.	61	80	283	A	Prairie View	63	73			
308	A	Alcorn	51	74	238	H	Southern U.	56	85			
294	H	Ark.-Pine Bluff	71	78	308	H	Alcorn	53	70			
282	H	Mississippi Val.	57	62	209	A	Alabama St.	64	73			
229	A	Grambling	85	90	349	A	Alabama A&M	64	54			
203	A	Texas Southern	52	62	212	N	Saint Francis (PA)	88	84			

Non-Div I Games: Blue Mountain 86 54 LeMoyne-Owen 88 67 Lane 57 52 Fisk 93 54 Jackson St.



# Jacksonville

Through Games Of Feb. 9, 2017

Average RPI Win:	240	WON-LOST	WINNING	LAST 10	STRENGTH OF	OPP. STRENGTH	TEAM	ADJ.	CONF.	ADJ CONF.
Average RPI Loss:	69	RECORD	PCT. RANK	GAMES	SCHEDULE	OF SCHEDULE	RPI	RPI	RPI	RPI
DIV. I ONLY	14- 7	80	7- 3	119	211	83	83	24	24	
DIV. I NON-CONF.	8- 4	97	2- 1	91	153	61	61	23	23	
TOTALS	RPI 1-25	RPI 26-50	W-L RECORDS	RPI 51-100	RPI 101-150	RPI 150+				
14- 7	0- 1	0- 2	OVERALL	2- 2	1- 2	11- 0				
8- 1	0- 0	0- 0	HOME	1- 0	1- 1	6- 0				
4- 5	0- 1	0- 2	AWAY	0- 1	0- 1	4- 0				
2- 1	0- 0	0- 0	NEUTRAL	1- 1	0- 0	1- 0				
8- 4	0- 1	0- 2	NON-CONFERENCE	1- 1	1- 0	6- 0				
4- 0	0- 0	0- 0	HOME	0- 0	1- 0	3- 0				
2- 3	0- 1	0- 2	AWAY	0- 0	0- 0	2- 0				
2- 1	0- 0	0- 0	NEUTRAL	1- 1	0- 0	1- 0				
6- 3	0- 0	0- 0	CONFERENCE	1- 1	0- 2	5- 0				
4- 1	0- 0	0- 0	HOME	1- 0	0- 1	3- 0				
2- 2	0- 0	0- 0	AWAY	0- 1	0- 1	2- 0				
0- 0	0- 0	0- 0	NEUTRAL	0- 0	0- 0	0- 0				

RPI 1-25			RPI 26-50			RPI 51-100			Team's RPI: 83	RPI 101+		
RPI	S	Opponent	Score	RPI	S	Opponent	Score	RPI	S	Opponent	Score	
5	A	Florida St.	47 90	27	A	Auburn	41 53	90	A	FGCU	57 60	110 H Troy 77 70
				28	A	South Fla.	52 64	90	H	FGCU	73 65	115 A Stetson 47 57
								95	N	UC Davis	61 54	115 H Stetson 49 65
								100	N	North Carolina	57 87	233 N Wofford 66 60
												245 H South Ala. 62 55
												247 H Bethune-Cookman 69 63
												262 A Savannah St. 55 40
												275 A FIU 71 56
												276 H North Florida 68 58
												284 H Kennesaw St. 72 48
												302 H Nicholls St. 76 71
												304 H Lipscomb 84 60
												315 A NJIT 75 56
												319 A USC Upstate 65 47
LAST 12 Division I GAMES:												
115	A	Stetson	47 57	315	A	NJIT	75 56					
90	H	FGCU	73 65	319	A	USC Upstate	65 47					
115	H	Stetson	49 65	276	H	North Florida	68 58					
90	A	FGCU	57 60	233	N	Wofford	66 60					
304	H	Lipscomb	84 60	95	N	UC Davis	61 54					
284	H	Kennesaw St.	72 48	27	A	Auburn	41 53					

Non-Div I Games: Thomas (GA) 100 43 Johnson & Wales (FI110 31 Fla. Memorial 76 51

Jacksonville

Loss, Non-Conf, S Site, H Home A Away N Neutral

Average RPI Win:	278	WON-LOST	WINNING	LAST 10	STRENGTH OF	OPP. STRENGTH	TEAM	ADJ.	CONF.	ADJ CONF.
Average RPI Loss:	195	RECORD	PCT. RANK	GAMES	SCHEDULE	OF SCHEDULE	RPI	RPI	RPI	RPI
DIV. I ONLY	9- 14	229	3- 7	257	300	251	251	26	26	
DIV. I NON-CONF.	6- 5	148	0- 0	287	288	198	198	26	26	
TOTALS	RPI 1-25	RPI 26-50	W-L RECORDS	RPI 51-100	RPI 101-150	RPI 150+				
9- 14	0- 1	0- 0	OVERALL	0- 2	0- 2	9- 9				
4- 5	0- 0	0- 0	HOME	0- 1	0- 1	4- 3				
4- 9	0- 1	0- 0	AWAY	0- 1	0- 1	4- 6				
1- 0	0- 0	0- 0	NEUTRAL	0- 0	0- 0	1- 0				
6- 5	0- 1	0- 0	NON-CONFERENCE	0- 0	0- 2	6- 2				
2- 2	0- 0	0- 0	HOME	0- 0	0- 1	2- 1				
3- 3	0- 1	0- 0	AWAY	0- 0	0- 1	3- 1				
1- 0	0- 0	0- 0	NEUTRAL	0- 0	0- 0	1- 0				
3- 9	0- 0	0- 0	CONFERENCE	0- 2	0- 0	3- 7				
2- 3	0- 0	0- 0	HOME	0- 1	0- 0	2- 2				
1- 6	0- 0	0- 0	AWAY	0- 1	0- 0	1- 5				
0- 0	0- 0	0- 0	NEUTRAL	0- 0	0- 0	0- 0				

RPI 1-25				RPI 26-50				RPI 51-100				RPI 101+ Team's RPI: 251			
RPI	S	Opponent	Score	RPI	S	Opponent	Score	RPI	S	Opponent	Score	RPI	S	Opponent	Score
5	A	Florida St.	62 73					78	A	Belmont	52 61	107	A	Ole Miss	50 68
								78	H	Belmont	53 54	108	H	Clemson	63 69
												190	H	Morehead St.	69 68
												198	H	New Orleans	79 81
												211	A	SIUE	62 69
												242	H	Austin Peay	65 45
												243	H	Murray St.	64 71
												258	A	Tennessee Tech	54 56
												259	A	Tennessee St.	51 64
												260	H	Ga. Southern	67 55
												262	A	Savannah St.	64 57
												267	A	UT Martin	83 94
												279	H	Southeast Mo. St.	58 65
												284	A	Kennesaw St.	65 59
												302	H	Nicholls St.	75 52
												303	A	Eastern Ill.	67 71
												308	A	Alcorn	70 66
												311	A	Eastern Ky.	54 49
												334	A	Fla. Atlantic	55 63
												341	N	Florida A&M	66 54
LAST 12 Division I GAMES:															
78	A	Belmont	52 61	78	H	Belmont	53 54								
211	A	SIUE	62 69	258	A	Tennessee Tech	54 56								
279	H	Southeast Mo. St.	58 65	242	H	Austin Peay	65 45								
190	H	Morehead St.	69 68	243	H	Murray St.	64 71								
311	A	Eastern Ky.	54 49	303	A	Eastern Ill.	67 71								
259	A	Tennessee St.	51 64	267	A	UT Martin	83 94								

Non-Div I Games: Brewton Parker 89 26

Jacksonville St.

■ Loss, 
 ■ Non-Conf, S Site, 
 ■ Home 
 ■ Away 
 N Neutral

Average RPI Win:	161	WON-LOST	WINNING	LAST 10	STRENGTH OF	OPP. STRENGTH	TEAM	ADJ.	CONF.	ADJ CONF.
Average RPI Loss:	77	RECORD	PCT. RANK	GAMES	SCHEDULE	OF SCHEDULE	RPI	RPI	RPI	RPI
DIV. I ONLY	16- 6	52	8- 2	98	65	41	41	8	8	
DIV. I NON-CONF.	7- 4	114	1- 0	87	20	63	63	8	8	
TOTALS	RPI 1-25	RPI 26-50	W-L RECORDS	RPI 51-100	RPI 101-150	RPI 150+				
16- 6	0- 2	1- 1	OVERALL	2- 1	3- 0	10- 2				
7- 2	0- 1	0- 0	HOME	2- 0	0- 0	5- 1				
8- 3	0- 1	1- 0	AWAY	0- 1	3- 0	4- 1				
1- 1	0- 0	0- 1	NEUTRAL	0- 0	0- 0	1- 0				
7- 4	0- 2	0- 1	NON-CONFERENCE	1- 1	1- 0	5- 0				
3- 1	0- 1	0- 0	HOME	1- 0	0- 0	2- 0				
3- 2	0- 1	0- 0	AWAY	0- 1	1- 0	2- 0				
1- 1	0- 0	0- 1	NEUTRAL	0- 0	0- 0	1- 0				
9- 2	0- 0	1- 0	CONFERENCE	1- 0	2- 0	5- 2				
4- 1	0- 0	0- 0	HOME	1- 0	0- 0	3- 1				
5- 1	0- 0	1- 0	AWAY	0- 0	2- 0	2- 1				
0- 0	0- 0	0- 0	NEUTRAL	0- 0	0- 0	0- 0				

RPI 1-25				RPI 26-50				Team's RPI: 41	RPI 51-100				RPI 101+			
RPI	S	Opponent	Score	RPI	S	Opponent	Score		RPI	S	Opponent	Score	RPI	S	Opponent	Score
5	A	Florida St.	64 84	29	A	Elon	76 70		57	H	Wake Forest	83 76	116	A	Saint Joseph's	85 72
14	H	Tennessee	69 81	45	N	Iowa	75 90		61	A	St. John's (NY)	63 74	118	A	Delaware	66 51
									72	H	Drexel	54 47	133	A	William & Mary	79 64
													156	H	Hampton	71 50
													169	A	Towson	51 54
													169	H	Towson	55 60
													177	N	Idaho St.	83 53
													183	A	Northeastern	67 49
													183	H	Northeastern	74 54
													187	A	Hofstra	61 50
													187	H	Hofstra	93 57
													196	A	Rutgers	82 76
													218	H	UNCW	73 51
													241	A	Liberty	62 48
													322	H	St. Francis Brooklyn	83 57
LAST 12 Division I GAMES:																
183	A	Northeastern	67 49	183	H	Northeastern	74 54									
187	A	Hofstra	61 50	118	A	Delaware	66 51									
133	A	William & Mary	79 64	169	A	Towson	51 54									
72	H	Drexel	54 47	187	H	Hofstra	93 57									
169	H	Towson	55 60	218	H	UNCW	73 51									
29	A	Elon	76 70	57	H	Wake Forest	83 76									

Non-Div I Games:

James Madison

■ Loss, 
■ Non-Conf, S Site, 
■ Home 
■ Away 
N Neutral

Average RPI Win:	140	WON-LOST	WINNING	LAST 10	STRENGTH OF	OPP. STRENGTH	TEAM	ADJ.	CONF.	ADJ CONF.
Average RPI Loss:	59	RECORD	PCT. RANK	GAMES	SCHEDULE	OF SCHEDULE	RPI	RPI	RPI	RPI
DIV. I ONLY	8- 16	262	2- 8	20	17	146	146	4	4	
DIV. I NON-CONF.	6- 5	148	0- 0	75	83	132	132	3	3	
TOTALS	RPI 1-25	RPI 26-50	W-L RECORDS	RPI 51-100	RPI 101-150	RPI 150+				
8- 16	0- 7	0- 1	OVERALL	2- 4	4- 3	2- 1				
7- 8	0- 3	0- 1	HOME	2- 2	3- 1	2- 1				
1- 8	0- 4	0- 0	AWAY	0- 2	1- 2	0- 0				
0- 0	0- 0	0- 0	NEUTRAL	0- 0	0- 0	0- 0				
6- 5	0- 1	0- 1	NON-CONFERENCE	0- 1	4- 1	2- 1				
5- 3	0- 0	0- 1	HOME	0- 1	3- 0	2- 1				
1- 2	0- 1	0- 0	AWAY	0- 0	1- 1	0- 0				
0- 0	0- 0	0- 0	NEUTRAL	0- 0	0- 0	0- 0				
2- 11	0- 6	0- 0	CONFERENCE	2- 3	0- 2	0- 0				
2- 5	0- 3	0- 0	HOME	2- 1	0- 1	0- 0				
0- 6	0- 3	0- 0	AWAY	0- 2	0- 1	0- 0				
0- 0	0- 0	0- 0	NEUTRAL	0- 0	0- 0	0- 0				

RPI	S	Opponent	Score	RPI	S	Opponent	Score	RPI	S	Opponent	Score	RPI	S	Opponent	Score	Team's RPI: 146
7	H	Texas	54 66	36	H	Harvard	59 69	59	H	West Virginia	51 62	121	A	TCU	68 83	
8	A	Baylor	43 90					64	A	Oklahoma St.	70 74	121	H	TCU	68 80	
8	H	Baylor	43 92					64	H	Oklahoma St.	67 49	122	A	Alabama	65 71	
17	A	Oklahoma	52 89					71	A	Iowa St.	58 87	123	H	North Dakota	76 71	
17	H	Oklahoma	54 84					76	H	Texas Tech	66 60	124	H	Arizona	75 51	
21	A	Creighton	49 69					94	H	SMU	63 75	132	H	Oral Roberts	64 56	
22	A	Kansas St.	60 73									145	A	Memphis	68 58	
												151	H	Missouri St.	64 87	
												160	H	UC Riverside	90 84	
												299	H	Rhode Island	72 36	
LAST 12 Division I GAMES:																
64	H	Oklahoma St.	67 49	59	H	West Virginia	51 62									
121	H	TCU	68 80	8	H	Baylor	43 92									
17	A	Oklahoma	52 89	22	A	Kansas St.	60 73									
76	H	Texas Tech	66 60	71	A	Iowa St.	58 87									
64	A	Oklahoma St.	70 74	7	H	Texas	54 66									
121	A	TCU	68 83	8	A	Baylor	43 90									

Non-Div I Games:

Kansas

■ Loss, 
 ■ Non-Conf, S Site, 
 ■ Home 
 ■ Away 
 N Neutral

Average RPI Win:	118	WON-LOST	WINNING	LAST 10	STRENGTH OF	OPP. STRENGTH	TEAM	ADJ.	CONF.	ADJ CONF.
Average RPI Loss:	24	RECORD	PCT. RANK	GAMES	SCHEDULE	OF SCHEDULE	RPI	RPI	RPI	RPI
DIV. I ONLY	17- 7	65	6- 4	24	3	22	22	4	4	
DIV. I NON-CONF.	10- 2	33	0- 0	61	8	21	21	3	3	
TOTALS	RPI 1-25	RPI 26-50	W-L RECORDS	RPI 51-100	RPI 101-150	RPI 150+				
17- 7	1- 5	2- 0	OVERALL	6- 2	4- 0	4- 0				
11- 2	0- 2	1- 0	HOME	4- 0	4- 0	2- 0				
3- 5	0- 3	0- 0	AWAY	2- 2	0- 0	1- 0				
3- 0	1- 0	1- 0	NEUTRAL	0- 0	0- 0	1- 0				
10- 2	1- 1	2- 0	NON-CONFERENCE	1- 1	2- 0	4- 0				
6- 1	0- 1	1- 0	HOME	1- 0	2- 0	2- 0				
1- 1	0- 0	0- 0	AWAY	0- 1	0- 0	1- 0				
3- 0	1- 0	1- 0	NEUTRAL	0- 0	0- 0	1- 0				
7- 5	0- 4	0- 0	CONFERENCE	5- 1	2- 0	0- 0				
5- 1	0- 1	0- 0	HOME	3- 0	2- 0	0- 0				
2- 4	0- 3	0- 0	AWAY	2- 1	0- 0	0- 0				
0- 0	0- 0	0- 0	NEUTRAL	0- 0	0- 0	0- 0				

RPI 1-25				RPI 26-50				RPI 51-100				RPI 101+			
RPI	S	Opponent	Score	RPI	S	Opponent	Score	RPI	S	Opponent	Score	RPI	S	Opponent	Score
1	H	UConn	58 75	27	H	Auburn	71 66	54	A	UNI	59 67	121	H	TCU	74 63
7	A	Texas	58 63	34	N	North Carolina St.	67 50	59	H	West Virginia	86 71	129	H	Tulsa	82 62
8	A	Baylor	57 87					64	A	Oklahoma St.	63 43	135	H	Lamar University	68 43
8	H	Baylor	49 91					64	H	Oklahoma St.	74 69	146	H	Kansas	73 60
17	A	Oklahoma	80 85					71	A	Iowa St.	69 75	167	A	Omaha	70 57
23	N	LSU	69 54					76	A	Texas Tech	65 53	173	H	Princeton	60 42
								76	H	Texas Tech	68 54	293	N	UTEP	61 40
								84	H	UT Arlington	62 49	329	H	Chicago St.	83 33
LAST 12 Division I GAMES:															
7	A	Texas	58 63	64	A	Oklahoma St.	63 43								
76	A	Texas Tech	65 53	146	H	Kansas	73 60								
64	H	Oklahoma St.	74 69	76	H	Texas Tech	68 54								
8	H	Baylor	49 91	17	A	Oklahoma	80 85								
71	A	Iowa St.	69 75	59	H	West Virginia	86 71								
121	H	TCU	74 63	8	A	Baylor	57 87								

Non-Div I Games:

Kansas St.

Average RPI Win:	301	WON-LOST	WINNING	LAST 10	STRENGTH OF	OPP. STRENGTH	TEAM	ADJ.	CONF.	ADJ CONF.
Average RPI Loss:	163	RECORD	PCT. RANK	GAMES	SCHEDULE	OF SCHEDULE	RPI	RPI	RPI	RPI
DIV. I ONLY	7- 16	278	6- 4	227	269	284	284	24	24	
DIV. I NON-CONF.	1- 13	334	0- 3	214	253	338	338	23	23	
TOTALS	RPI 1-25	RPI 26-50	W-L RECORDS	RPI 51-100	RPI 101-150	RPI 150+				
7- 16	0- 0	0- 2	OVERALL	0- 2	0- 4	7- 8				
3- 7	0- 0	0- 2	HOME	0- 1	0- 1	3- 3				
4- 6	0- 0	0- 0	AWAY	0- 0	0- 0	4- 0				
0- 3	0- 0	0- 0	NEUTRAL	0- 0	0- 0	0- 3				
1- 13	0- 0	0- 2	NON-CONFERENCE	0- 0	0- 3	1- 8				
1- 5	0- 0	0- 2	HOME	0- 0	0- 0	1- 3				
0- 5	0- 0	0- 0	AWAY	0- 0	0- 3	0- 2				
0- 3	0- 0	0- 0	NEUTRAL	0- 0	0- 0	0- 3				
6- 3	0- 0	0- 0	CONFERENCE	0- 2	0- 1	6- 0				
2- 2	0- 0	0- 0	HOME	0- 1	0- 1	2- 0				
4- 1	0- 0	0- 0	AWAY	0- 1	0- 0	4- 0				
0- 0	0- 0	0- 0	NEUTRAL	0- 0	0- 0	0- 0				

RPI S	Opponent	Score	RPI S	Opponent	Score	RPI S	Opponent	Score	RPI S	Opponent	Score	Team's RPI: 284
26	H Temple	38 79	83	A Jacksonville	48 72	101	A Georgia	40 82	102	A Vanderbilt	54 86	
46	H Georgia Tech	49 86	90	H FGCU	56 75	104	A Mercer	46 61	115	H Stetson	56 65	
						172	N Xavier	52 75	190	H Morehead St.	50 71	
						233	H Wofford	49 78	242	A Austin Peay	49 68	
						251	H Jacksonville St.	59 65	252	N Portland St.	61 71	
						262	H Savannah St.	72 60	271	A Georgia St.	59 62	
						276	A North Florida	67 61	304	A Lipscomb	70 55	
						315	A NJIT	66 56	315	H NJIT	75 64	
						319	A USC Upstate	79 71	319	H USC Upstate	74 67	
						324	N Arkansas St.	67 70				
LAST 12 Division I GAMES:												
315	A NJIT	66 56	90	H FGCU	56 75	115	H Stetson	56 65				
319	H USC Upstate	74 67	304	A Lipscomb	70 55	26	H Temple	38 79				
315	H NJIT	75 64	233	H Wofford	49 78	172	N Xavier	52 75				
319	A USC Upstate	79 71										
276	A North Florida	67 61										
83	A Jacksonville	48 72										

Non-Div I Games:

Kennesaw St.

■ Loss, 
 ■ Non-Conf, 
 ■ S Site, 
 ■ H Home 
 ■ A Away 
 N Neutral

Average RPI Win:	210	WON-LOST	WINNING	LAST 10	STRENGTH OF	OPP. STRENGTH	TEAM	ADJ.	CONF.	ADJ CONF.
Average RPI Loss:	90	RECORD	PCT. RANK	GAMES	SCHEDULE	OF SCHEDULE	RPI	RPI	RPI	RPI
DIV. I ONLY	13- 11	150	7- 3	74	157	114	114	10	10	
DIV. I NON-CONF.	6- 6	165	0- 0	102	217	147	147	11	11	
TOTALS	RPI 1-25	RPI 26-50	W-L RECORDS	RPI 51-100	RPI 101-150	RPI 150+				
13- 11	0- 1	1- 1	OVERALL	2- 6	1- 2	9- 1				
8- 3	0- 0	0- 0	HOME	1- 2	0- 0	7- 1				
4- 6	0- 0	1- 1	AWAY	0- 3	1- 2	2- 0				
1- 2	0- 1	0- 0	NEUTRAL	1- 1	0- 0	0- 0				
6- 6	0- 1	0- 1	NON-CONFERENCE	1- 2	1- 1	4- 1				
4- 1	0- 0	0- 0	HOME	0- 0	0- 0	4- 1				
1- 3	0- 0	0- 1	AWAY	0- 1	1- 1	0- 0				
1- 2	0- 1	0- 0	NEUTRAL	1- 1	0- 0	0- 0				
7- 5	0- 0	1- 0	CONFERENCE	1- 4	0- 1	5- 0				
4- 2	0- 0	0- 0	HOME	1- 2	0- 0	3- 0				
3- 3	0- 0	1- 0	AWAY	0- 2	0- 1	2- 0				
0- 0	0- 0	0- 0	NEUTRAL	0- 0	0- 0	0- 0				

RPI 1-25				RPI 26-50				RPI 51-100				RPI 101+ Team's RPI: 114			
RPI	S	Opponent	Score	RPI	S	Opponent	Score	RPI	S	Opponent	Score	RPI	S	Opponent	Score
8	N	Baylor	42 84	44	A	Ohio	68 65	56	A	Minnesota	62 92	138	A	Ball St.	47 71
				45	A	Iowa	48 83	60	A	Buffalo	62 77	142	A	Wright St.	79 69
								62	H	Central Mich.	78 91	144	A	Detroit	52 73
								73	H	Toledo	70 60	175	A	Western Mich.	71 67
								82	N	Western Ky.	73 79	214	H	Robert Morris	65 68
								89	A	Northern Ill.	72 93	216	H	Miami (OH)	84 66
								89	H	Northern Ill.	97 98	227	H	Bradley	77 52
								90	N	FGCU	77 64	265	H	Bowling Green	80 78
												274	A	Eastern Mich.	86 67
												274	H	Eastern Mich.	83 65
												311	H	Eastern Ky.	80 67
												313	H	Youngstown St.	75 60
												323	H	Fort Wayne	66 55
LAST 12 Division I GAMES:															
274	H	Eastern Mich.	83 65	175	A	Western Mich.	71 67								
60	A	Buffalo	62 77	44	A	Ohio	68 65								
216	H	Miami (OH)	84 66	89	H	Northern Ill.	97 98								
265	H	Bowling Green	80 78	274	A	Eastern Mich.	86 67								
89	A	Northern Ill.	72 93	138	A	Ball St.	47 71								
73	H	Toledo	70 60	62	H	Central Mich.	78 91								

Non-Div I Games:

Kent St.

■ Loss, 
 ■ Non-Conf, 
 S Site, 
 ■ Home 
 ■ Away 
 N Neutral

Average RPI Win:	93	WON-LOST	WINNING	LAST 10	STRENGTH OF	OPP. STRENGTH	TEAM	ADJ.	CONF.	ADJ CONF.
Average RPI Loss:	25	RECORD	PCT. RANK	GAMES	SCHEDULE	OF SCHEDULE	RPI	RPI	RPI	RPI
DIV. I ONLY	17- 8	79	7- 3	4	4	16	16	2	2	
DIV. I NON-CONF.	9- 4	85	0- 0	4	25	16	16	2	2	
TOTALS	RPI 1-25	RPI 26-50	W-L RECORDS	RPI 51-100	RPI 101-150	RPI 150+				
17- 8	3- 6	2- 1	OVERALL	3- 1	7- 0	2- 0				
13- 3	2- 3	1- 0	HOME	3- 0	5- 0	2- 0				
4- 5	1- 3	1- 1	AWAY	0- 1	2- 0	0- 0				
0- 0	0- 0	0- 0	NEUTRAL	0- 0	0- 0	0- 0				
9- 4	2- 3	0- 0	NON-CONFERENCE	3- 1	2- 0	2- 0				
9- 1	2- 1	0- 0	HOME	3- 0	2- 0	2- 0				
0- 3	0- 2	0- 0	AWAY	0- 1	0- 0	0- 0				
0- 0	0- 0	0- 0	NEUTRAL	0- 0	0- 0	0- 0				
8- 4	1- 3	2- 1	CONFERENCE	0- 0	5- 0	0- 0				
4- 2	0- 2	1- 0	HOME	0- 0	3- 0	0- 0				
4- 2	1- 1	1- 1	AWAY	0- 0	2- 0	0- 0				
0- 0	0- 0	0- 0	NEUTRAL	0- 0	0- 0	0- 0				

RPI	S	Opponent	Score	RPI	S	Opponent	Score	RPI	S	Opponent	Score	RPI	S	Opponent	Score
3	H	South Carolina	63 75	27	A	Auburn	64 60	53	H	Washington St.	69 67	101	A	Georgia	66 56
11	A	Duke	54 69	33	A	Missouri	67 73	81	H	Middle Tenn.	61 48	101	H	Georgia	82 61
12	A	Louisville	67 69	33	H	Missouri	64 62	87	A	Colorado	69 79	102	H	Vanderbilt	71 63
14	A	Tennessee	65 72					93	H	New Hampshire	92 43	107	H	Ole Miss	89 57
17	H	Oklahoma	82 68									122	A	Alabama	71 54
18	H	Texas A&M	68 77									137	H	Radford	59 36
20	H	Miami (FL)	82 66									140	H	Albany (NY)	70 46
23	A	LSU	55 42									190	H	Morehead St.	74 47
24	H	Arizona St.	71 73									239	H	Samford	80 57
LAST 12 Division I GAMES:															
101	A	Georgia	66 56	23	A	LSU	55 42	101	H	Georgia	82 61				
102	H	Vanderbilt	71 63	122	A	Alabama	71 54	18	H	Texas A&M	68 77				
3	H	South Carolina	63 75	33	H	Missouri	64 62	33	H	Missouri	64 62				
107	H	Ole Miss	89 57	14	A	Tennessee	65 72								
27	A	Auburn	64 60												

Non-Div I Games:

Kentucky

■ Loss, 
■ Non-Conf, S Site, 
■ Home 
■ Away 
N Neutral



Average RPI Win:	304	WON-LOST	WINNING	LAST 10	STRENGTH OF	OPP. STRENGTH	TEAM	ADJ.	CONF.	ADJ CONF.
Average RPI Loss:	217	RECORD	PCT. RANK	GAMES	SCHEDULE	OF SCHEDULE	RPI	RPI	RPI	RPI
DIV. I ONLY	4- 19	320	1- 3	244	346	332	332	31	31	
DIV. I NON-CONF.	1- 10	325	0- 1	148	317	322	322	32	32	
TOTALS	RPI 1-25	RPI 26-50	W-L RECORDS	RPI 51-100	RPI 101-150	RPI 150+				
4- 19	0- 0	0- 1	OVERALL	0- 0	0- 2	4- 16				
3- 9	0- 0	0- 0	HOME	0- 0	0- 1	3- 8				
1- 8	0- 0	0- 1	AWAY	0- 0	0- 1	1- 6				
0- 2	0- 0	0- 0	NEUTRAL	0- 0	0- 0	0- 2				
1- 10	0- 0	0- 1	NON-CONFERENCE	0- 0	0- 2	1- 7				
1- 4	0- 0	0- 0	HOME	0- 0	0- 1	1- 3				
0- 4	0- 0	0- 1	AWAY	0- 0	0- 1	0- 2				
0- 2	0- 0	0- 0	NEUTRAL	0- 0	0- 0	0- 2				
3- 9	0- 0	0- 0	CONFERENCE	0- 0	0- 0	3- 9				
2- 5	0- 0	0- 0	HOME	0- 0	0- 0	2- 5				
1- 4	0- 0	0- 0	AWAY	0- 0	0- 0	1- 4				
0- 0	0- 0	0- 0	NEUTRAL	0- 0	0- 0	0- 0				

RPI 1-25			RPI 26-50			RPI 51-100			RPI 101+ Team's RPI: 332		
RPI	S	Opponent	Score	RPI	S	Opponent	Score	RPI	S	Opponent	Score
				30	A	Ohio St.	54 113				
								143	A	Columbia	57 66
								150	H	Yale	44 75
								165	H	George Mason	48 64
								168	H	Army West Point	47 68
								174	N	Milwaukee	50 88
								186	A	Seton Hall	59 77
								206	A	Sacred Heart	48 66
								212	A	Saint Francis (PA)	52 66
								212	H	Saint Francis (PA)	30 74
								214	A	Robert Morris	42 83
								214	H	Robert Morris	54 64
								231	H	UMBC	45 57
								232	A	Colgate	61 76
								248	H	Stony Brook	58 48
								301	H	Bryant	53 62
								306	A	Central Conn. St.	68 62
								306	H	Central Conn. St.	71 76
								315	N	NJIT	48 50
								320	H	Mt. St. Mary's	63 60
								322	H	St. Francis Brooklyn	54 56
								343	H	Wagner	69 64
								346	A	Fairleigh Dickinson	46 64
LAST 12 Division I GAMES:											
315	N	NJIT	48 50	346	A	Fairleigh Dickinson	46 64				
214	H	Robert Morris	54 64	306	H	Central Conn. St.	71 76				
212	H	Saint Francis (PA)	30 74	322	H	St. Francis Brooklyn	54 56				
306	A	Central Conn. St.	68 62	214	A	Robert Morris	42 83				
206	A	Sacred Heart	48 66	212	A	Saint Francis (PA)	52 66				
343	H	Wagner	69 64	301	H	Bryant	53 62				

Non-Div I Games:

LIU Brooklyn

■ Loss, 
 ■ Non-Conf, S Site, 
 ■ Home 
 ■ Away 
 N Neutral

Average RPI Win:	128	WON-LOST	WINNING	LAST 10	STRENGTH OF	OPP. STRENGTH	TEAM	ADJ.	CONF.	ADJ CONF.
Average RPI Loss:	11	RECORD	PCT. RANK	GAMES	SCHEDULE	OF SCHEDULE	RPI	RPI	RPI	RPI
DIV. I ONLY	17- 7	65	6- 4	15	11	23	23	2	2	
DIV. I NON-CONF.	11- 2	24	1- 0	59	23	25	25	2	2	
TOTALS	RPI 1-25	RPI 26-50	W-L RECORDS	RPI 51-100	RPI 101-150	RPI 150+				
17- 7	0- 7	4- 0	OVERALL	3- 0	5- 0	5- 0				
11- 3	0- 3	3- 0	HOME	2- 0	3- 0	3- 0				
3- 3	0- 0	0- 0	AWAY	0- 0	2- 0	1- 0				
3- 1	0- 1	1- 0	NEUTRAL	1- 0	0- 0	1- 0				
11- 2	0- 2	3- 0	NON-CONFERENCE	2- 0	1- 0	5- 0				
7- 1	0- 1	2- 0	HOME	1- 0	1- 0	3- 0				
1- 0	0- 0	0- 0	AWAY	0- 0	0- 0	1- 0				
3- 1	0- 1	1- 0	NEUTRAL	1- 0	0- 0	1- 0				
6- 5	0- 5	1- 0	CONFERENCE	1- 0	4- 0	0- 0				
4- 2	0- 2	1- 0	HOME	1- 0	2- 0	0- 0				
2- 3	0- 3	0- 0	AWAY	0- 0	2- 0	0- 0				
0- 0	0- 0	0- 0	NEUTRAL	0- 0	0- 0	0- 0				

RPI	S	Opponent	Score	RPI	S	Opponent	Score	RPI	S	Opponent	Score	RPI	S	Opponent	Score
1	H	UConn	53 76	33	H	Missouri	80 71	57	H	Wake Forest	60 57	107	A	Ole Miss	62 51
3	H	South Carolina	61 84	34	N	North Carolina St.	59 58	70	H	Florida	78 67	121	H	TCU	67 61
4	A	Mississippi St.	48 74	39	H	Little Rock	69 49	100	N	North Carolina	70 43	122	H	Alabama	48 41
14	A	Tennessee	58 77	43	H	Tulane	69 51					131	A	Arkansas	53 52
16	H	Kentucky	42 55									131	H	Arkansas	53 46
18	A	Texas A&M	52 54									163	A	Louisiana Tech	77 73
22	N	Kansas St.	54 69									179	H	Rice	66 55
												209	H	Alabama St.	93 40
												293	N	UTEP	78 45
												337	H	Sam Houston St.	89 41
LAST 12 Division I GAMES:															
107	A	Ole Miss	62 51	3	H	South Carolina	61 84								
122	H	Alabama	48 41	33	H	Missouri	80 71								
14	A	Tennessee	58 77	131	A	Arkansas	53 52								
131	H	Arkansas	53 46	70	H	Florida	78 67								
18	A	Texas A&M	52 54	4	A	Mississippi St.	48 74								
16	H	Kentucky	42 55	209	H	Alabama St.	93 40								

Non-Div I Games:

LSU

■ Loss, 
■ Non-Conf, 
■ S Site, 
■ H Home 
■ A Away 
N Neutral

Average RPI Win:	230	WON-LOST	WINNING	LAST 10	STRENGTH OF	OPP. STRENGTH	TEAM	ADJ.	CONF.	ADJ CONF.
Average RPI Loss:	110	RECORD	PCT. RANK	GAMES	SCHEDULE	OF SCHEDULE	RPI	RPI	RPI	RPI
DIV. I ONLY	15- 9	107	7- 3	265	118	164	164	12	12	
DIV. I NON-CONF.	7- 5	137	0- 1	231	187	170	170	13	13	
TOTALS	RPI 1-25	RPI 26-50	W-L RECORDS	RPI 51-100	RPI 101-150	RPI 150+				
15- 9	0- 0	0- 2	OVERALL	1- 2	1- 4	13- 1				
7- 5	0- 0	0- 1	HOME	0- 1	0- 2	7- 1				
7- 4	0- 0	0- 1	AWAY	1- 1	1- 2	5- 0				
1- 0	0- 0	0- 0	NEUTRAL	0- 0	0- 0	1- 0				
7- 5	0- 0	0- 2	NON-CONFERENCE	0- 1	1- 1	6- 1				
4- 2	0- 0	0- 1	HOME	0- 0	0- 0	4- 1				
2- 3	0- 0	0- 1	AWAY	0- 1	1- 1	1- 0				
1- 0	0- 0	0- 0	NEUTRAL	0- 0	0- 0	1- 0				
8- 4	0- 0	0- 0	CONFERENCE	1- 1	0- 3	7- 0				
3- 3	0- 0	0- 0	HOME	0- 1	0- 2	3- 0				
5- 1	0- 0	0- 0	AWAY	1- 0	0- 1	4- 0				
0- 0	0- 0	0- 0	NEUTRAL	0- 0	0- 0	0- 0				

RPI S	Opponent	Score	RPI S	Opponent	Score	RPI S	Opponent	Score	RPI S	Opponent	Score	Team's RPI: 164
26	A Temple	70 86	26	A Temple	70 86	55	H George Washington	65 79	113	H Duquesne	68 76	
36	H Harvard	64 66	36	H Harvard	64 66	58	A Dayton	54 51	116	H Saint Joseph's	55 75	
						66	A Villanova	49 52	120	A Penn	58 56	
									126	A Rider	61 74	
									130	A VCU	56 61	
									165	H George Mason	59 57	
									180	H Fairfield	68 61	
									192	H American	63 59	
									216	N Miami (OH)	79 70	
									218	A UNCW	64 48	
									222	A St. Bonaventure	57 45	
									236	A Richmond	63 58	
									285	A Davidson	65 58	
									297	H Massachusetts	68 64	
									299	A Rhode Island	58 49	
									299	H Rhode Island	70 51	
									314	H UMKC	64 59	
									318	H Lafayette	49 56	
									345	H Delaware St.	78 38	
LAST 12 Division I GAMES:												
222	A St. Bonaventure	57 45	236	A Richmond	63 58							
55	H George Washington	65 79	116	H Saint Joseph's	55 75							
299	A Rhode Island	58 49	36	H Harvard	64 66							
165	H George Mason	59 57	299	H Rhode Island	70 51							
297	H Massachusetts	68 64	113	H Duquesne	68 76							
285	A Davidson	65 58	130	A VCU	56 61							

Non-Div I Games:

La Salle

■ Loss, 
 ■ Non-Conf, 
 ■ S Site, 
 ■ H Home 
 ■ A Away 
 N Neutral

Average RPI Win: 312		WON-LOST	WINNING	LAST 10	STRENGTH OF	OPP. STRENGTH	TEAM	ADJ.	CONF.	ADJ CONF.
Average RPI Loss: 191		RECORD	PCT. RANK	GAMES	SCHEDULE	OF SCHEDULE	RPI	RPI	RPI	RPI
DIV. I ONLY		3- 18	327	2- 8	250	289	330	330	21	21
DIV. I NON-CONF.		1- 8	314	0- 0	309	324	342	342	19	19
TOTALS	RPI 1-25		RPI 26-50		W-L RECORDS		RPI 51-100		RPI 101-150	RPI 150+
3- 18	0- 0		0- 2		OVERALL		0- 1		0- 3	3- 12
2- 7	0- 0		0- 1		HOME		0- 0		0- 1	2- 5
1- 11	0- 0		0- 1		AWAY		0- 1		0- 2	1- 7
0- 0	0- 0		0- 0		NEUTRAL		0- 0		0- 0	0- 0
1- 8	0- 0		0- 0		NON-CONFERENCE		0- 0		0- 2	1- 6
0- 4	0- 0		0- 0		HOME		0- 0		0- 0	0- 4
1- 4	0- 0		0- 0		AWAY		0- 0		0- 2	1- 2
0- 0	0- 0		0- 0		NEUTRAL		0- 0		0- 0	0- 0
2- 10	0- 0		0- 2		CONFERENCE		0- 1		0- 1	2- 6
2- 3	0- 0		0- 1		HOME		0- 0		0- 1	2- 1
0- 7	0- 0		0- 1		AWAY		0- 1		0- 0	0- 5
0- 0	0- 0		0- 0		NEUTRAL		0- 0		0- 0	0- 0

RPI 1-25				RPI 26-50				RPI 51-100				RPI 101+				Team's RPI: 330	
RPI	S	Opponent	Score	RPI	S	Opponent	Score	RPI	S	Opponent	Score	RPI	S	Opponent	Score		
				39	A	Little Rock	34 78	84	A	UT Arlington	59 93	107	A	Ole Miss	40 97		
				39	H	Little Rock	47 92					110	H	Troy	67 94		
												131	A	Arkansas	46 92		
												163	H	Louisiana Tech	53 73		
												179	H	Rice	50 93		
												193	A	Texas St.	50 63		
												194	A	Louisiana	57 67		
												229	H	Grambling	54 59		
												257	H	McNeese	52 78		
												260	A	Ga. Southern	65 76		
												260	H	Ga. Southern	44 65		
												271	A	Georgia St.	35 87		
												271	H	Georgia St.	72 63		
												298	A	Northwestern St.	65 67		
												302	A	Nicholls St.	54 73		
												324	A	Arkansas St.	56 71		
												324	H	Arkansas St.	59 51		
												342	A	Houston Baptist	77 65		
LAST 12 Division I GAMES:																	
				110	H	Troy	67 94	193	A	Texas St.	50 63						
				260	A	Ga. Southern	65 76	271	H	Georgia St.	72 63						
				271	A	Georgia St.	35 87	260	H	Ga. Southern	44 65						
				324	H	Arkansas St.	59 51	194	A	Louisiana	57 67						
				39	H	Little Rock	47 92	39	A	Little Rock	34 78						
				84	A	UT Arlington	59 93	324	A	Arkansas St.	56 71						

Non-Div I Games:	Centenary (LA)	83	39	LSU-Alexandria	73	61
------------------	----------------	----	----	----------------	----	----

La.-Monroe

Loss, Non-Conf, S Site, H Home A Away N Neutral

## Lafayette

Through Games Of Feb. 9, 2017

Average RPI Win:	238	WON-LOST	WINNING	LAST 10	STRENGTH OF	OPP. STRENGTH	TEAM	ADJ.	CONF.	ADJ CONF.
Average RPI Loss:	178	RECORD	PCT. RANK	GAMES	SCHEDULE	OF SCHEDULE	RPI	RPI	RPI	RPI
DIV. I ONLY	2- 22	344	1- 9	167	250	318	318	23	23	
DIV. I NON-CONF.	1- 11	330	0- 0	43	180	246	246	25	25	
TOTALS	RPI 1-25	RPI 26-50	W-L RECORDS	RPI 51-100	RPI 101-150	RPI 150+				
2- 22	0- 1	0- 0	OVERALL	0- 3	0- 4	2- 14				
0- 9	0- 0	0- 0	HOME	0- 1	0- 1	0- 7				
2- 10	0- 1	0- 0	AWAY	0- 1	0- 3	2- 5				
0- 3	0- 0	0- 0	NEUTRAL	0- 1	0- 0	0- 2				
1- 11	0- 1	0- 0	NON-CONFERENCE	0- 3	0- 3	1- 4				
0- 3	0- 0	0- 0	HOME	0- 1	0- 1	0- 1				
1- 5	0- 1	0- 0	AWAY	0- 1	0- 2	1- 1				
0- 3	0- 0	0- 0	NEUTRAL	0- 1	0- 0	0- 2				
1- 11	0- 0	0- 0	CONFERENCE	0- 0	0- 1	1- 10				
0- 6	0- 0	0- 0	HOME	0- 0	0- 0	0- 6				
1- 5	0- 0	0- 0	AWAY	0- 0	0- 1	1- 4				
0- 0	0- 0	0- 0	NEUTRAL	0- 0	0- 0	0- 0				

RPI 1-25				RPI 26-50				RPI 51-100				RPI 101+ Team's RPI: 318			
RPI	S	Opponent	Score	RPI	S	Opponent	Score	RPI	S	Opponent	Score	RPI	S	Opponent	Score
12	A	Louisville	48 92					61	A	St. John's (NY)	46 64	113	A	Duquesne	52 67
								72	H	Drexel	39 81	119	A	Navy	41 76
								88	N	Chattanooga	43 68	120	H	Penn	47 64
												126	A	Rider	58 76
												156	N	Hampton	55 58
												164	A	La Salle	56 49
												168	A	Army West Point	73 76
												168	H	Army West Point	55 63
												173	A	Princeton	27 65
												192	H	American	52 76
												214	H	Robert Morris	51 62
												232	A	Colgate	69 76
												244	A	Loyola Maryland	47 75
												244	H	Loyola Maryland	55 60
												265	N	Bowling Green	42 69
												266	A	Boston U.	50 68
												266	H	Boston U.	58 75
												305	H	Lehigh	53 56
												312	A	Holy Cross	85 70
												312	H	Holy Cross	61 67
LAST 12 Division I GAMES:															
312	A	Holy Cross	85 70	119	A	Navy	41 76								
266	H	Boston U.	58 75	312	H	Holy Cross	61 67								
168	H	Army West Point	55 63	266	A	Boston U.	50 68								
244	A	Loyola Maryland	47 75	168	A	Army West Point	73 76								
305	H	Lehigh	53 56	244	H	Loyola Maryland	55 60								
192	H	American	52 76	232	A	Colgate	69 76								

Non-Div I Games:

Lafayette

■ Loss, 
 ■ Non-Conf, 
 S Site, 
 ■ Home 
 ■ Away 
 N Neutral

Average RPI Win:	272	WON-LOST	WINNING	LAST 10	STRENGTH OF	OPP. STRENGTH	TEAM	ADJ.	CONF.	ADJ CONF.
Average RPI Loss:	99	RECORD	PCT. RANK	GAMES	SCHEDULE	OF SCHEDULE	RPI	RPI	RPI	RPI
DIV. I ONLY	13- 5	61	8- 2	322	197	135	135	27	27	
DIV. I NON-CONF.	3- 3	165	0- 0	206	3	128	128	27	27	
TOTALS	RPI 1-25	RPI 26-50	W-L RECORDS	RPI 51-100	RPI 101-150	RPI 150+				
13- 5	0- 2	0- 1	OVERALL	1- 0	0- 1	12- 1				
9- 0	0- 0	0- 0	HOME	0- 0	0- 0	9- 0				
4- 5	0- 2	0- 1	AWAY	1- 0	0- 1	3- 1				
0- 0	0- 0	0- 0	NEUTRAL	0- 0	0- 0	0- 0				
3- 3	0- 2	0- 1	NON-CONFERENCE	0- 0	0- 0	3- 0				
2- 0	0- 0	0- 0	HOME	0- 0	0- 0	2- 0				
1- 3	0- 2	0- 1	AWAY	0- 0	0- 0	1- 0				
0- 0	0- 0	0- 0	NEUTRAL	0- 0	0- 0	0- 0				
10- 2	0- 0	0- 0	CONFERENCE	1- 0	0- 1	9- 1				
7- 0	0- 0	0- 0	HOME	0- 0	0- 0	7- 0				
3- 2	0- 0	0- 0	AWAY	1- 0	0- 1	2- 1				
0- 0	0- 0	0- 0	NEUTRAL	0- 0	0- 0	0- 0				

RPI 1-25				RPI 26-50				RPI 51-100				RPI 101+ Team's RPI: 135			
RPI	S	Opponent	Score	RPI	S	Opponent	Score	RPI	S	Opponent	Score	RPI	S	Opponent	Score
6	A	Oregon St.	56 88	38	A	Oregon	67 84	99	A	Central Ark.	70 56	125	A	Abilene Christian	59 77
22	A	Kansas St.	43 68									198	A	New Orleans	66 55
												198	H	New Orleans	73 42
												246	A	Canisius	65 51
												257	H	McNeese	79 57
												289	H	A&M-Corpus Christi	65 49
												291	H	Northern Ariz.	75 60
												298	H	Northwestern St.	73 60
												302	A	Nicholls St.	67 78
												316	H	Loyola Chicago	76 50
												333	H	Incarinate Word	83 54
												335	H	Southeastern La.	86 68
												337	A	Sam Houston St.	70 44
												337	H	Sam Houston St.	84 51
LAST 12 Division I GAMES:															
337	H	Sam Houston St.	84 51	337	A	Sam Houston St.	70 44								
257	H	McNeese	79 57	125	A	Abilene Christian	59 77								
198	A	New Orleans	66 55	333	H	Incarinate Word	83 54								
298	H	Northwestern St.	73 60	335	H	Southeastern La.	86 68								
289	H	A&M-Corpus Christi	65 49	198	H	New Orleans	73 42								
302	A	Nicholls St.	67 78	99	A	Central Ark.	70 56								

Non-Div I Games: St. Thomas (TX) 95 49 Louisiana Col. 94 55 Howard Payne 93 56 Southwestern (TX) 87 41

Lamar University

Average RPI Win:	291	WON-LOST	WINNING	LAST 10	STRENGTH OF	OPP. STRENGTH	TEAM	ADJ.	CONF.	ADJ CONF.
Average RPI Loss:	171	RECORD	PCT. RANK	GAMES	SCHEDULE	OF SCHEDULE	RPI	RPI	RPI	RPI
DIV. I ONLY	6- 16	289	2- 8	220	306	305	305	23	23	
DIV. I NON-CONF.	4- 6	209	0- 0	216	328	263	263	25	25	
TOTALS	RPI 1-25	RPI 26-50	W-L RECORDS	RPI 51-100	RPI 101-150	RPI 150+				
6- 16	0- 0	0- 1	OVERALL	0- 3	0- 3	6- 9				
4- 8	0- 0	0- 0	HOME	0- 1	0- 2	4- 5				
2- 8	0- 0	0- 1	AWAY	0- 2	0- 1	2- 4				
0- 0	0- 0	0- 0	NEUTRAL	0- 0	0- 0	0- 0				
4- 6	0- 0	0- 1	NON-CONFERENCE	0- 1	0- 2	4- 2				
3- 3	0- 0	0- 0	HOME	0- 0	0- 1	3- 2				
1- 3	0- 0	0- 1	AWAY	0- 1	0- 1	1- 0				
0- 0	0- 0	0- 0	NEUTRAL	0- 0	0- 0	0- 0				
2- 10	0- 0	0- 0	CONFERENCE	0- 2	0- 1	2- 7				
1- 5	0- 0	0- 0	HOME	0- 1	0- 1	1- 3				
1- 5	0- 0	0- 0	AWAY	0- 1	0- 0	1- 4				
0- 0	0- 0	0- 0	NEUTRAL	0- 0	0- 0	0- 0				

RPI S	Opponent	Score	RPI S	Opponent	Score	RPI S	Opponent	Score	RPI S	Opponent	Score	Team's RPI: 305
40	A California	63 96	66	A Villanova	37 59	113	A Duquesne	49 63				
			68	A Bucknell	54 73	119	H Navy	64 66				
			68	H Bucknell	58 77	126	H Rider	68 75				
						168	H Army West Point	71 75				
						192	A American	51 68				
						192	H American	58 70				
						206	H Sacred Heart	68 62				
						226	H Monmouth	62 73				
						244	A Loyola Maryland	58 62				
						244	H Loyola Maryland	86 69				
						266	A Boston U.	50 64				
						266	H Boston U.	64 69				
						272	H Norfolk St.	57 81				
						312	A Holy Cross	47 65				
						315	H NJIT	84 52				
						318	A Lafayette	56 53				
						320	A Mt. St. Mary's	74 57				
						345	H Delaware St.	91 80				
LAST 12 Division I GAMES:												
68	A Bucknell	54 73	312	A Holy Cross	47 65							
192	H American	58 70	68	H Bucknell	58 77							
244	H Loyola Maryland	86 69	192	A American	51 68							
266	A Boston U.	50 64	244	A Loyola Maryland	58 62							
318	A Lafayette	56 53	266	H Boston U.	64 69							
119	H Navy	64 66	168	H Army West Point	71 75							

Non-Div I Games: East Stroudsburg 78 72

Lehigh

■ Loss, 
 ■ Non-Conf, 
 ■ S Site, 
 ■ Home 
 ■ A Away 
 N Neutral

Liberty

Through Games Of Feb. 9, 2017

Average RPI Win: <b>260</b>	WON-LOST	WINNING	LAST 10	STRENGTH OF	OPP. STRENGTH	TEAM	ADJ.	CONF.	ADJ CONF.
Average RPI Loss: <b>163</b>	RECORD	PCT. RANK	GAMES	SCHEDULE	OF SCHEDULE	RPI	RPI	RPI	RPI
DIV. I ONLY	8- 13	237	7- 3	173	312	241	241	28	28
DIV. I NON-CONF.	0- 10	335	0- 1	80	207	307	307	28	28
TOTALS	RPI 1-25	RPI 26-50	W-L RECORDS	RPI 51-100	RPI 101-150	RPI 150+			
8- 13	0- 1	0- 1	OVERALL	0- 2	1- 2	7- 7			
6- 3	0- 1	0- 1	HOME	0- 0	1- 0	5- 1			
2- 6	0- 0	0- 0	AWAY	0- 0	0- 2	2- 4			
0- 4	0- 0	0- 0	NEUTRAL	0- 2	0- 0	0- 2			
0- 10	0- 1	0- 1	NON-CONFERENCE	0- 2	0- 1	0- 5			
0- 3	0- 1	0- 1	HOME	0- 0	0- 0	0- 1			
0- 3	0- 0	0- 0	AWAY	0- 0	0- 1	0- 2			
0- 4	0- 0	0- 0	NEUTRAL	0- 2	0- 0	0- 2			
8- 3	0- 0	0- 0	CONFERENCE	0- 0	1- 1	7- 2			
6- 0	0- 0	0- 0	HOME	0- 0	1- 0	5- 0			
2- 3	0- 0	0- 0	AWAY	0- 0	0- 1	2- 2			
0- 0	0- 0	0- 0	NEUTRAL	0- 0	0- 0	0- 0			

RPI 1-25				RPI 26-50				RPI 51-100				RPI 101+ Team's RPI: 241			
RPI	S	Opponent	Score	RPI	S	Opponent	Score	RPI	S	Opponent	Score	RPI	S	Opponent	Score
11	H	Duke	38 <b>98</b>	41	H	James Madison	48 <b>62</b>	58	N	Dayton	53 <b>82</b>	119	A	Navy	66 <b>67</b>
								99	N	Central Ark.	41 <b>61</b>	137	A	Radford	68 <b>76</b>
												137	H	Radford	49 48
												155	A	UTSA	64 <b>80</b>
												184	H	Appalachian St.	57 <b>66</b>
												221	A	Campbell	58 52
												223	H	Presbyterian	68 60
												231	N	UMBC	51 <b>62</b>
												236	N	Richmond	54 <b>63</b>
												237	A	UNC Asheville	54 <b>64</b>
												256	A	Charleston So.	81 72
												288	H	High Point	81 74
												292	A	Gardner-Webb	82 <b>84</b>
												292	H	Gardner-Webb	66 63
												317	A	Valparaiso	68 <b>70</b>
												325	H	Winthrop	80 51
												336	H	Longwood	92 47
LAST 12 Division I GAMES:															
137	H	Radford	49 48	336	H	Longwood	92 47								
292	H	Gardner-Webb	66 63	292	A	Gardner-Webb	82 <b>84</b>								
221	A	Campbell	58 52	223	H	Presbyterian	68 60								
325	H	Winthrop	80 51	288	H	High Point	81 74								
137	A	Radford	68 <b>76</b>	256	A	Charleston So.	81 72								
237	A	UNC Asheville	54 <b>64</b>	231	N	UMBC	51 <b>62</b>								

Non-Div I Games: West Liberty 64 38

Liberty

Loss, Non-Conf, S Site, H Home A Away N Neutral



Average RPI Win: <b>248</b>	WON-LOST	WINNING	LAST 10	STRENGTH OF	OPP. STRENGTH	TEAM	ADJ.	CONF.	ADJ CONF.
Average RPI Loss: <b>193</b>	RECORD	PCT. RANK	GAMES	SCHEDULE	OF SCHEDULE	RPI	RPI	RPI	RPI
DIV. I ONLY	<b>4- 19</b>	<b>320</b>	<b>2- 8</b>	<b>152</b>	<b>321</b>	<b>304</b>	<b>304</b>	<b>24</b>	<b>24</b>
DIV. I NON-CONF.	<b>2- 12</b>	<b>310</b>	<b>1- 2</b>	<b>78</b>	<b>335</b>	<b>268</b>	<b>268</b>	<b>23</b>	<b>23</b>
TOTALS	RPI 1-25	RPI 26-50	W-L RECORDS	RPI 51-100	RPI 101-150	RPI 150+			
4- 19	0- 0	0- 0	OVERALL	0- 4	1- 4	3- 11			
2- 8	0- 0	0- 0	HOME	0- 1	0- 2	2- 5			
2- 11	0- 0	0- 0	AWAY	0- 1	1- 0	1- 1			
0- 0	0- 0	0- 0	NEUTRAL	0- 0	0- 0	0- 0			
2- 12	0- 0	0- 0	NON-CONFERENCE	0- 2	1- 3	1- 7			
1- 4	0- 0	0- 0	HOME	0- 0	0- 1	1- 3			
1- 8	0- 0	0- 0	AWAY	0- 2	1- 2	0- 4			
0- 0	0- 0	0- 0	NEUTRAL	0- 0	0- 0	0- 0			
2- 7	0- 0	0- 0	CONFERENCE	0- 2	0- 1	2- 4			
1- 4	0- 0	0- 0	HOME	0- 1	0- 1	1- 2			
1- 3	0- 0	0- 0	AWAY	0- 1	0- 0	1- 2			
0- 0	0- 0	0- 0	NEUTRAL	0- 0	0- 0	0- 0			

RPI 1-25				RPI 26-50				RPI 51-100				RPI 101+				Team's RPI: 304	
RPI	S	Opponent	Score	RPI	S	Opponent	Score	RPI	S	Opponent	Score	RPI	S	Opponent	Score		
								78	A	Belmont	62	100	107	A	Ole Miss	49	76
								82	A	Western Ky.	35	87	115	H	Stetson	66	91
								83	A	Jacksonville	60	84	117	H	Saint Louis	38	83
								90	H	FGCU	63	90	122	A	Alabama	35	82
													138	A	Ball St.	78	74
													173	H	Princeton	43	71
													190	A	Morehead St.	53	73
													243	A	Murray St.	59	79
													244	A	Loyola Maryland	30	74
													256	H	Charleston So.	52	67
													258	H	Tennessee Tech	71	69
													259	H	Tennessee St.	71	77
													276	A	North Florida	60	58
													279	A	Southeast Mo. St.	63	79
													284	H	Kennesaw St.	55	70
													315	A	NJIT	68	76
													315	H	NJIT	53	76
													319	A	USC Upstate	75	89
													319	H	USC Upstate	84	77
LAST 12 Division I GAMES:																	
319	A	USC Upstate	75	89	115	H	Stetson	66	91								
315	H	NJIT	53	76	90	H	FGCU	63	90								
319	H	USC Upstate	84	77	284	H	Kennesaw St.	55	70								
315	A	NJIT	68	76	173	H	Princeton	43	71								
83	A	Jacksonville	60	84	117	H	Saint Louis	38	83								
276	A	North Florida	60	58	258	H	Tennessee Tech	71	69								

Non-Div I Games: Anderson (SC) 66 59

Lipscomb

■ Loss, 
■ Non-Conf, 
■ S Site, 
■ H Home 
■ A Away 
N Neutral

Little Rock

Through Games Of Feb. 9, 2017

Average RPI Win:	199	WON-LOST	WINNING	LAST 10	STRENGTH OF	OPP. STRENGTH	TEAM	ADJ.	CONF.	ADJ CONF.
Average RPI Loss:	34	RECORD	PCT. RANK	GAMES	SCHEDULE	OF SCHEDULE	RPI	RPI	RPI	RPI
DIV. I ONLY	18- 6	40	3- 1	88	115	39	39	21	21	
DIV. I NON-CONF.	6- 6	165	0- 1	13	11	49	49	19	19	
TOTALS	RPI 1-25	RPI 26-50	W-L RECORDS	RPI 51-100	RPI 101-150	RPI 150+				
18- 6	0- 4	0- 1	OVERALL	1- 0	5- 1	12- 0				
10- 2	0- 2	0- 0	HOME	0- 0	3- 0	7- 0				
8- 4	0- 2	0- 1	AWAY	1- 0	2- 1	5- 0				
0- 0	0- 0	0- 0	NEUTRAL	0- 0	0- 0	0- 0				
6- 6	0- 4	0- 1	NON-CONFERENCE	0- 0	4- 1	2- 0				
3- 2	0- 2	0- 0	HOME	0- 0	2- 0	1- 0				
3- 4	0- 2	0- 1	AWAY	0- 0	2- 1	1- 0				
0- 0	0- 0	0- 0	NEUTRAL	0- 0	0- 0	0- 0				
12- 0	0- 0	0- 0	CONFERENCE	1- 0	1- 0	10- 0				
7- 0	0- 0	0- 0	HOME	0- 0	1- 0	6- 0				
5- 0	0- 0	0- 0	AWAY	1- 0	0- 0	4- 0				
0- 0	0- 0	0- 0	NEUTRAL	0- 0	0- 0	0- 0				

RPI 1-25				RPI 26-50				Team's RPI: 39		RPI 51-100				RPI 101+			
RPI	S	Opponent	Score	RPI	S	Opponent	Score	RPI	S	Opponent	Score	RPI	S	Opponent	Score		
4	H	Mississippi St.	44 58	31	A	Green Bay	31 57	84	A	UT Arlington	58 49	110	H	Troy	77 74		
17	A	Oklahoma	58 68									112	A	Fordham	43 65		
18	H	Texas A&M	37 55									117	H	Saint Louis	56 43		
23	A	LSU	49 69									129	A	Tulsa	63 58		
												132	H	Oral Roberts	56 50		
												145	A	Memphis	54 44		
												151	A	Missouri St.	58 47		
												184	A	Appalachian St.	77 69		
												184	H	Appalachian St.	67 55		
												194	A	Louisiana	82 64		
												194	H	Louisiana	64 60		
												205	H	North Texas	55 44		
												245	H	South Ala.	71 54		
												263	A	Coastal Caro.	74 66		
												263	H	Coastal Caro.	79 47		
												324	H	Arkansas St.	73 59		
												330	A	La.-Monroe	92 47		
												330	H	La.-Monroe	78 34		
LAST 12 Division I GAMES:																	
112	A	Fordham	43 65	245	H	South Ala.	71 54										
84	A	UT Arlington	58 49	110	H	Troy	77 74										
263	H	Coastal Caro.	79 47	324	H	Arkansas St.	73 59										
184	H	Appalachian St.	67 55	184	A	Appalachian St.	77 69										
194	A	Louisiana	82 64	263	A	Coastal Caro.	74 66										
330	A	La.-Monroe	92 47	330	H	La.-Monroe	78 34										

Non-Div I Games:

Little Rock

Loss, Non-Conf, S Site, H Home A Away N Neutral

Average RPI Win:	218	WON-LOST	WINNING	LAST 10	STRENGTH OF	OPP. STRENGTH	TEAM	ADJ.	CONF.	ADJ CONF.
Average RPI Loss:	107	RECORD	PCT. RANK	GAMES	SCHEDULE	OF SCHEDULE	RPI	RPI	RPI	RPI
DIV. I ONLY	16- 8	80	8- 2	196	156	109	109	25	25	
DIV. I NON-CONF.	8- 6	141	1- 1	125	73	102	102	24	24	
TOTALS	RPI 1-25	RPI 26-50	W-L RECORDS	RPI 51-100	RPI 101-150	RPI 150+				
16- 8	0- 1	1- 1	OVERALL	2- 3	1- 1	12- 2				
8- 1	0- 1	0- 0	HOME	1- 0	1- 0	6- 0				
6- 4	0- 0	0- 0	AWAY	1- 1	0- 1	5- 2				
2- 3	0- 0	1- 1	NEUTRAL	0- 2	0- 0	1- 0				
8- 6	0- 1	1- 1	NON-CONFERENCE	0- 3	1- 1	6- 0				
3- 1	0- 1	0- 0	HOME	0- 0	1- 0	2- 0				
3- 2	0- 0	0- 0	AWAY	0- 1	0- 1	3- 0				
2- 3	0- 0	1- 1	NEUTRAL	0- 2	0- 0	1- 0				
8- 2	0- 0	0- 0	CONFERENCE	2- 0	0- 0	6- 2				
5- 0	0- 0	0- 0	HOME	1- 0	0- 0	4- 0				
3- 2	0- 0	0- 0	AWAY	1- 0	0- 0	2- 2				
0- 0	0- 0	0- 0	NEUTRAL	0- 0	0- 0	0- 0				

RPI 1-25				RPI 26-50				RPI 51-100				RPI 101+ Team's RPI: 109			
RPI	S	Opponent	Score	RPI	S	Opponent	Score	RPI	S	Opponent	Score	RPI	S	Opponent	Score
11	H	Duke	46 83	28	N	South Fla.	73 68	64	N	Oklahoma St.	57 63	143	H	Columbia	73 60
				48	N	Quinnipiac	60 63	70	N	Florida	53 83	149	A	San Francisco	71 73
								75	A	Southern California	74 82	160	H	UC Riverside	55 51
								95	A	UC Davis	64 51	171	H	Houston	65 55
								95	H	UC Davis	64 62	188	A	CSUN	56 63
												204	A	Loyola Marymount	81 78
												210	H	Pacific	66 58
												249	H	Hawaii	68 57
												253	A	UC Santa Barbara	60 65
												264	H	Cal Poly	83 80
												266	N	Boston U.	61 48
												286	A	Nevada	97 93
												307	A	Pepperdine	44 41
												328	A	UC Irvine	68 63
												338	A	Cal St. Fullerton	65 48
												338	H	Cal St. Fullerton	84 55
LAST 12 Division I GAMES:															
338	H	Cal St. Fullerton	84 55	253	A	UC Santa Barbara	60 65								
328	A	UC Irvine	68 63	264	H	Cal Poly	83 80								
188	A	CSUN	56 63	95	A	UC Davis	64 51								
160	H	UC Riverside	55 51	249	H	Hawaii	68 57								
338	A	Cal St. Fullerton	65 48	143	H	Columbia	73 60								
95	H	UC Davis	64 62	48	N	Quinnipiac	60 63								

Non-Div I Games: Biola 76 48

Long Beach St.

■ Loss, 
 ■ Non-Conf, 
 ■ S Site, 
 ■ Home 
 ■ A Away 
 N Neutral

Average RPI Win:	342	WON-LOST	WINNING	LAST 10	STRENGTH OF	OPP. STRENGTH	TEAM	ADJ.	CONF.	ADJ CONF.
Average RPI Loss:	212	RECORD	PCT. RANK	GAMES	SCHEDULE	OF SCHEDULE	RPI	RPI	RPI	RPI
DIV. I ONLY	2- 18	336	0- 10	276	339	336	336	28	28	
DIV. I NON-CONF.	2- 7	284	0- 0	204	336	286	286	28	28	
TOTALS	RPI 1-25	RPI 26-50	W-L RECORDS	RPI 51-100	RPI 101-150	RPI 150+				
2- 18	0- 1	0- 1	OVERALL	0- 2	0- 1	2- 13				
1- 6	0- 0	0- 0	HOME	0- 0	0- 0	1- 6				
1- 12	0- 0	0- 0	AWAY	0- 1	0- 1	1- 2				
0- 0	0- 0	0- 0	NEUTRAL	0- 0	0- 0	0- 0				
2- 7	0- 1	0- 1	NON-CONFERENCE	0- 2	0- 0	2- 3				
1- 1	0- 0	0- 0	HOME	0- 0	0- 0	1- 1				
1- 6	0- 1	0- 1	AWAY	0- 2	0- 0	1- 2				
0- 0	0- 0	0- 0	NEUTRAL	0- 0	0- 0	0- 0				
0- 11	0- 0	0- 0	CONFERENCE	0- 0	0- 1	0- 10				
0- 5	0- 0	0- 0	HOME	0- 0	0- 0	0- 5				
0- 6	0- 0	0- 0	AWAY	0- 0	0- 1	0- 5				
0- 0	0- 0	0- 0	NEUTRAL	0- 0	0- 0	0- 0				

RPI 1-25				RPI 26-50				RPI 51-100				RPI 101+ Team's RPI: 336			
RPI	S	Opponent	Score	RPI	S	Opponent	Score	RPI	S	Opponent	Score	RPI	S	Opponent	Score
11	A	Duke	48 105	42	A	Marquette	37 87	59	A	West Virginia	40 107	137	A	Radford	55 73
								98	A	Charlotte	41 66	221	A	Campbell	50 74
												221	H	Campbell	54 66
												223	A	Presbyterian	55 65
												237	H	UNC Asheville	53 80
												241	A	Liberty	47 92
												250	A	Marshall	50 70
												256	H	Charleston So.	47 62
												272	H	Norfolk St.	56 85
												288	H	High Point	49 80
												292	A	Gardner-Webb	55 89
												292	H	Gardner-Webb	43 77
												325	A	Winthrop	72 78
												339	A	UMass Lowell	72 59
												345	H	Delaware St.	88 77
												346	A	Fairleigh Dickinson	59 75
LAST 12 Division I GAMES:															
292	A	Gardner-Webb	55 89	241	A	Liberty	47 92								
221	A	Campbell	50 74	137	A	Radford	55 73								
288	H	High Point	49 80	292	H	Gardner-Webb	43 77								
256	H	Charleston So.	47 62	237	H	UNC Asheville	53 80								
325	A	Winthrop	72 78	223	A	Presbyterian	55 65								
221	H	Campbell	54 66	345	H	Delaware St.	88 77								

Non-Div I Games: West Va. Tech 58 76 Milligan 71 47

Longwood

Loss, Non-Conf, S Site, H Home A Away N Neutral

Average RPI Win:	278	WON-LOST	WINNING	LAST 10	STRENGTH OF	OPP. STRENGTH	TEAM	ADJ.	CONF.	ADJ CONF.
Average RPI Loss:	112	RECORD	PCT. RANK	GAMES	SCHEDULE	OF SCHEDULE	RPI	RPI	RPI	RPI
DIV. I ONLY	11- 8	133	6- 4	275	204	194	194	21	21	
DIV. I NON-CONF.	4- 3	141	0- 0	234	116	175	175	19	19	
TOTALS	RPI 1-25	RPI 26-50	W-L RECORDS	RPI 51-100	RPI 101-150	RPI 150+				
11- 8	0- 1	0- 2	OVERALL	0- 1	0- 1	11- 3				
7- 2	0- 0	0- 1	HOME	0- 0	0- 0	7- 1				
3- 5	0- 0	0- 1	AWAY	0- 0	0- 1	3- 0				
1- 1	0- 1	0- 0	NEUTRAL	0- 0	0- 0	1- 0				
4- 3	0- 1	0- 0	NON-CONFERENCE	0- 0	0- 1	4- 1				
2- 1	0- 0	0- 0	HOME	0- 0	0- 0	2- 1				
1- 1	0- 0	0- 0	AWAY	0- 0	0- 1	1- 0				
1- 1	0- 1	0- 0	NEUTRAL	0- 0	0- 0	1- 0				
7- 5	0- 0	0- 2	CONFERENCE	0- 1	0- 0	7- 2				
5- 1	0- 0	0- 1	HOME	0- 0	0- 0	5- 0				
2- 4	0- 0	0- 1	AWAY	0- 1	0- 0	2- 2				
0- 0	0- 0	0- 0	NEUTRAL	0- 0	0- 0	0- 0				

RPI 1-25				RPI 26-50				RPI 51-100				RPI 101+ Team's RPI: 194			
RPI	S	Opponent	Score	RPI	S	Opponent	Score	RPI	S	Opponent	Score	RPI	S	Opponent	Score
2	N	Notre Dame	51 91	39	A	Little Rock	60 64	84	A	UT Arlington	66 79	111	A	Southern Miss.	49 71
				39	H	Little Rock	64 82					163	H	Louisiana Tech	80 72
												171	H	Houston	64 69
												193	A	Texas St.	40 62
												245	H	South Ala.	62 38
												257	A	McNeese	77 70
												260	A	Ga. Southern	60 63
												260	H	Ga. Southern	79 52
												271	A	Georgia St.	70 64
												271	H	Georgia St.	72 65
												279	N	Southeast Mo. St.	82 78
												324	A	Arkansas St.	80 72
												324	H	Arkansas St.	72 60
												330	H	La.-Monroe	67 57
												335	H	Southeastern La.	86 77
LAST 12 Division I GAMES:															
245	H	South Ala.	62 38	84	A	UT Arlington	66 79								
271	A	Georgia St.	70 64	260	H	Ga. Southern	79 52								
260	A	Ga. Southern	60 63	271	H	Georgia St.	72 65								
39	H	Little Rock	64 82	330	H	La.-Monroe	67 57								
324	H	Arkansas St.	72 60	324	A	Arkansas St.	80 72								
193	A	Texas St.	40 62	39	A	Little Rock	60 64								

Non-Div I Games: Xavier (LA) 74 55 Southern-N.O. 87 57

Louisiana

Loss, Non-Conf, S Site, H Home A Away N Neutral

Average RPI Win:	221	WON-LOST	WINNING	LAST 10	STRENGTH OF	OPP. STRENGTH	TEAM	ADJ.	CONF.	ADJ CONF.
Average RPI Loss:	123	RECORD	PCT. RANK	GAMES	SCHEDULE	OF SCHEDULE	RPI	RPI	RPI	RPI
DIV. I ONLY	11- 11	168	6- 4	145	149	163	163	15	15	
DIV. I NON-CONF.	4- 6	209	0- 0	176	191	205	205	16	16	
TOTALS	RPI 1-25	RPI 26-50	W-L RECORDS	RPI 51-100	RPI 101-150	RPI 150+				
11- 11	0- 1	0- 1	OVERALL	1- 2	1- 4	9- 3				
6- 5	0- 1	0- 1	HOME	1- 1	1- 2	4- 0				
5- 6	0- 0	0- 0	AWAY	0- 1	0- 2	5- 3				
0- 0	0- 0	0- 0	NEUTRAL	0- 0	0- 0	0- 0				
4- 6	0- 1	0- 1	NON-CONFERENCE	0- 0	0- 3	4- 1				
2- 3	0- 1	0- 1	HOME	0- 0	0- 1	2- 0				
2- 3	0- 0	0- 0	AWAY	0- 0	0- 2	2- 1				
0- 0	0- 0	0- 0	NEUTRAL	0- 0	0- 0	0- 0				
7- 5	0- 0	0- 0	CONFERENCE	1- 2	1- 1	5- 2				
4- 2	0- 0	0- 0	HOME	1- 1	1- 1	2- 0				
3- 3	0- 0	0- 0	AWAY	0- 1	0- 0	3- 2				
0- 0	0- 0	0- 0	NEUTRAL	0- 0	0- 0	0- 0				

RPI 1-25				RPI 26-50				RPI 51-100				RPI 101+ Team's RPI: 163			
RPI	S	Opponent	Score	RPI	S	Opponent	Score	RPI	S	Opponent	Score	RPI	S	Opponent	Score
23	H	LSU	73 77	27	H	Auburn	66 76	81	H	Middle Tenn.	65 79	105	H	SFA	58 60
								82	A	Western Ky.	58 67	108	A	Clemson	67 78
								98	H	Charlotte	80 54	111	H	Southern Miss.	72 61
												139	H	Old Dominion	64 69
												145	A	Memphis	54 56
												155	A	UTSA	61 63
												176	H	UAB	64 63
												179	A	Rice	70 67
												194	A	Louisiana	72 80
												205	A	North Texas	72 65
												229	H	Grambling	69 55
												250	A	Marshall	72 54
												257	A	McNeese	66 56
												293	A	UTEP	62 69
												293	H	UTEP	69 61
												302	H	Nicholls St.	68 52
												330	A	La.-Monroe	73 53
LAST 12 Division I GAMES:															
293	H	UTEP	69 61	179	A	Rice	70 67								
250	A	Marshall	72 54	139	H	Old Dominion	64 69								
82	A	Western Ky.	58 67	98	H	Charlotte	80 54								
81	H	Middle Tenn.	65 79	155	A	UTSA	61 63								
176	H	UAB	64 63	293	A	UTEP	62 69								
205	A	North Texas	72 65	111	H	Southern Miss.	72 61								

Non-Div I Games: LSU-Alexandria 103 63

Louisiana Tech

■ Loss, 
 ■ Non-Conf, S Site, 
 ■ Home 
 ■ Away 
 N Neutral

## Louisville

Through Games Of Feb. 9, 2017

2015-2016				through games of Feb. 9, 2017						
Average RPI Win:	117	WON-LOST	WINNING	LAST 10	STRENGTH OF	OPP. STRENGTH	TEAM	ADJ.	CONF.	ADJ CONF.
Average RPI Loss:	12	RECORD	PCT. RANK	GAMES	SCHEDULE	OF SCHEDULE	RPI	RPI	RPI	RPI
DIV. I ONLY	21- 6	30	7- 3	8	25	12	12	3	3	
DIV. I NON-CONF.	13- 2	22	1- 0	34	33	11	11	4	4	
TOTALS	RPI 1-25	RPI 26-50	W-L RECORDS	RPI 51-100	RPI 101-150	RPI 150+				
21- 6	2- 5	4- 1	OVERALL	6- 0	2- 0	7- 0				
13- 2	2- 1	3- 1	HOME	3- 0	0- 0	5- 0				
8- 3	0- 3	1- 0	AWAY	3- 0	2- 0	2- 0				
0- 1	0- 1	0- 0	NEUTRAL	0- 0	0- 0	0- 0				
13- 2	1- 2	2- 0	NON-CONFERENCE	4- 0	1- 0	5- 0				
9- 1	1- 1	1- 0	HOME	3- 0	0- 0	4- 0				
4- 0	0- 0	1- 0	AWAY	1- 0	1- 0	1- 0				
0- 1	0- 1	0- 0	NEUTRAL	0- 0	0- 0	0- 0				
8- 4	1- 3	2- 1	CONFERENCE	2- 0	1- 0	2- 0				
4- 1	1- 0	2- 1	HOME	0- 0	0- 0	1- 0				
4- 3	0- 3	0- 0	AWAY	2- 0	1- 0	1- 0				
0- 0	0- 0	0- 0	NEUTRAL	0- 0	0- 0	0- 0				

RPI	S	Opponent	Score	RPI	S	Opponent	Score	RPI	S	Opponent	Score	RPI	S	Opponent	Score
2	A	Notre Dame	66 85	28	A	South Fla.	66 52	52	A	Virginia Tech	88 70	102	A	Vanderbilt	78 66
3	N	South Carolina	59 83	34	H	North Carolina St.	70 72	74	A	Virginia	86 81	108	A	Clemson	60 46
5	A	Florida St.	65 72	35	H	Syracuse	91 76	78	H	Belmont	73 50	158	A	Pittsburgh	63 48
11	A	Duke	55 58	37	H	South Dakota St.	83 30	81	A	Middle Tenn.	91 72	158	H	Pittsburgh	73 52
16	H	Kentucky	69 67	46	H	Georgia Tech	91 51	82	H	Western Ky.	68 61	181	H	Col. of Charleston	86 58
19	H	Maryland	72 78					88	H	Chattanooga	63 47	265	H	Bowling Green	83 58
20	H	Miami (FL)	63 59									267	A	UT Martin	100 57
												273	H	Evansville	89 47
												318	H	Lafayette	92 48
LAST 12 Division I GAMES:															
52	A	Virginia Tech	88 70	46	H	Georgia Tech	91 51								
2	A	Notre Dame	66 85	20	H	Miami (FL)	63 59								
34	H	North Carolina St.	70 72	5	A	Florida St.	65 72								
158	A	Pittsburgh	63 48	158	H	Pittsburgh	73 52								
108	A	Clemson	60 46	74	A	Virginia	86 81								
28	A	South Fla.	66 52	11	A	Duke	55 58								

Non-Div I Games:

Louisville

■ Loss, 
 ■ Non-Conf, 
 ■ S Site, 
 ■ H Home 
 ■ A Away 
 N Neutral

Average RPI Win:	325	WON-LOST	WINNING	LAST 10	STRENGTH OF	OPP. STRENGTH	TEAM	ADJ.	CONF.	ADJ CONF.
Average RPI Loss:	145	RECORD	PCT. RANK	GAMES	SCHEDULE	OF SCHEDULE	RPI	RPI	RPI	RPI
DIV. I ONLY	2- 20	340	1- 9	124	191	316	316	16	16	
DIV. I NON-CONF.	1- 10	325	0- 1	32	175	255	255	14	14	
TOTALS	RPI 1-25	RPI 26-50	W-L RECORDS	RPI 51-100	RPI 101-150	RPI 150+				
2- 20	0- 2	0- 1	OVERALL	0- 3	0- 3	2- 11				
2- 7	0- 1	0- 0	HOME	0- 1	0- 0	2- 5				
0- 11	0- 1	0- 1	AWAY	0- 2	0- 1	0- 6				
0- 2	0- 0	0- 0	NEUTRAL	0- 0	0- 2	0- 0				
1- 10	0- 2	0- 0	NON-CONFERENCE	0- 2	0- 3	1- 3				
1- 3	0- 1	0- 0	HOME	0- 1	0- 0	1- 1				
0- 5	0- 1	0- 0	AWAY	0- 1	0- 1	0- 2				
0- 2	0- 0	0- 0	NEUTRAL	0- 0	0- 2	0- 0				
1- 10	0- 0	0- 1	CONFERENCE	0- 1	0- 0	1- 8				
1- 4	0- 0	0- 0	HOME	0- 0	0- 0	1- 4				
0- 6	0- 0	0- 1	AWAY	0- 1	0- 0	0- 4				
0- 0	0- 0	0- 0	NEUTRAL	0- 0	0- 0	0- 0				

RPI	S	Opponent	Score	RPI	S	Opponent	Score	RPI	S	Opponent	Score	RPI	S	Opponent	Score	Team's RPI: 316
15	H	DePaul	46 107	32	A	Drake	46 89	54	A	UNI	30 68	108	N	Clemson	40 61	
20	A	Miami (FL)	43 81					62	A	Central Mich.	57 95	110	N	Troy	67 91	
								89	H	Northern Ill.	70 90	135	A	Lamar University	50 76	
												151	H	Missouri St.	32 60	
												158	A	Pittsburgh	35 59	
												174	H	Milwaukee	46 73	
												175	A	Western Mich.	53 65	
												178	A	Southern Ill.	57 73	
												197	H	Wichita St.	64 83	
												201	H	Indiana St.	38 48	
												227	A	Bradley	45 72	
												227	H	Bradley	53 60	
												273	A	Evansville	36 67	
												321	A	Illinois St.	51 63	
												321	H	Illinois St.	64 61	
												329	H	Chicago St.	59 54	
LAST 12 Division I GAMES:																
321	A	Illinois St.	51 63	201	H	Indiana St.	38 48									
227	A	Bradley	45 72	227	H	Bradley	53 60									
197	H	Wichita St.	64 83	321	H	Illinois St.	64 61									
151	H	Missouri St.	32 60	273	A	Evansville	36 67									
54	A	UNI	30 68	178	A	Southern Ill.	57 73									
32	A	Drake	46 89	135	A	Lamar University	50 76									

Non-Div I Games:

Loyola Chicago

■ Loss, 
■ Non-Conf, S Site, 
■ Home 
■ Away 
N Neutral



Average RPI Win:	280	WON-LOST	WINNING	LAST 10	STRENGTH OF	OPP. STRENGTH	TEAM	ADJ.	CONF.	ADJ CONF.
Average RPI Loss:	143	RECORD	PCT. RANK	GAMES	SCHEDULE	OF SCHEDULE	RPI	RPI	RPI	RPI
DIV. I ONLY	9- 14	229	4- 6	189	263	244	244	23	23	
DIV. I NON-CONF.	4- 7	224	0- 0	150	225	224	224	25	25	
TOTALS	RPI 1-25	RPI 26-50	W-L RECORDS	RPI 51-100	RPI 101-150	RPI 150+				
9- 14	0- 1	0- 0	OVERALL	0- 3	0- 4	9- 6				
7- 6	0- 1	0- 0	HOME	0- 1	0- 3	7- 1				
2- 8	0- 0	0- 0	AWAY	0- 2	0- 1	2- 5				
0- 0	0- 0	0- 0	NEUTRAL	0- 0	0- 0	0- 0				
4- 7	0- 1	0- 0	NON-CONFERENCE	0- 2	0- 2	4- 2				
3- 3	0- 1	0- 0	HOME	0- 0	0- 2	3- 0				
1- 4	0- 0	0- 0	AWAY	0- 2	0- 0	1- 2				
0- 0	0- 0	0- 0	NEUTRAL	0- 0	0- 0	0- 0				
5- 7	0- 0	0- 0	CONFERENCE	0- 1	0- 2	5- 4				
4- 3	0- 0	0- 0	HOME	0- 1	0- 1	4- 1				
1- 4	0- 0	0- 0	AWAY	0- 0	0- 1	1- 3				
0- 0	0- 0	0- 0	NEUTRAL	0- 0	0- 0	0- 0				

RPI 1-25				RPI 26-50				RPI 51-100				RPI 101+ Team's RPI: 244			
RPI	S	Opponent	Score	RPI	S	Opponent	Score	RPI	S	Opponent	Score	RPI	S	Opponent	Score
19	H	Maryland	60 79					55	A	George Washington	64 74	118	H	Delaware	45 47
								68	H	Bucknell	66 72	119	A	Navy	51 77
								91	A	Cornell	50 58	119	H	Navy	43 55
												143	H	Columbia	53 65
												158	A	Pittsburgh	44 74
												168	A	Army West Point	48 67
												168	H	Army West Point	71 62
												180	A	Fairfield	57 58
												192	H	American	45 60
												231	A	UMBC	70 65
												232	H	Colgate	87 77
												266	A	Boston U.	58 61
												304	H	Lipscomb	74 30
												305	A	Lehigh	69 86
												305	H	Lehigh	62 58
												318	A	Lafayette	60 55
												318	H	Lafayette	75 47
												320	H	Mt. St. Mary's	58 53
												322	H	St. Francis Brooklyn	69 60
LAST 12 Division I GAMES:															
119	H	Navy	43 55	266	A	Boston U.	58 61								
168	A	Army West Point	48 67	119	A	Navy	51 77								
305	A	Lehigh	69 86	168	H	Army West Point	71 62								
318	H	Lafayette	75 47	305	H	Lehigh	62 58								
232	H	Colgate	87 77	318	A	Lafayette	60 55								
68	H	Bucknell	66 72	192	H	American	45 60								

Non-Div I Games:

Loyola Maryland

■ Loss, 
■ Non-Conf, 
■ S Site, 
■ H Home 
■ A Away 
N Neutral

Average RPI Win:	<b>242</b>	WON-LOST	WINNING	LAST 10	STRENGTH OF	OPP. STRENGTH	TEAM	ADJ.	CONF.	ADJ CONF.
Average RPI Loss:	<b>113</b>	RECORD	PCT. RANK	GAMES	SCHEDULE	OF SCHEDULE	RPI	RPI	RPI	RPI
DIV. I ONLY	<b>11- 13</b>	<b>199</b>	<b>5- 5</b>	<b>185</b>	<b>174</b>	<b>204</b>	<b>204</b>	<b>14</b>	<b>14</b>	
DIV. I NON-CONF.	<b>5- 6</b>	<b>186</b>	<b>0- 0</b>	<b>229</b>	<b>230</b>	<b>214</b>	<b>214</b>	<b>12</b>	<b>12</b>	
TOTALS	RPI 1-25	RPI 26-50	W-L RECORDS	RPI 51-100	RPI 101-150	RPI 150+				
11- 13	0- 0	0- 0	OVERALL	1- 6	0- 4	10- 3				
7- 6	0- 0	0- 0	HOME	1- 2	0- 3	6- 1				
4- 7	0- 0	0- 0	AWAY	0- 1	0- 0	4- 1				
0- 0	0- 0	0- 0	NEUTRAL	0- 0	0- 0	0- 0				
5- 6	0- 0	0- 0	NON-CONFERENCE	0- 3	0- 2	5- 1				
2- 4	0- 0	0- 0	HOME	0- 1	0- 2	2- 1				
3- 2	0- 0	0- 0	AWAY	0- 2	0- 0	3- 0				
0- 0	0- 0	0- 0	NEUTRAL	0- 0	0- 0	0- 0				
6- 7	0- 0	0- 0	CONFERENCE	1- 3	0- 2	5- 2				
5- 2	0- 0	0- 0	HOME	1- 1	0- 1	4- 0				
1- 5	0- 0	0- 0	AWAY	0- 2	0- 1	1- 2				
0- 0	0- 0	0- 0	NEUTRAL	0- 0	0- 0	0- 0				

RPI 1-25				RPI 26-50				RPI 51-100				RPI 101+ Team's RPI: 204			
RPI	S	Opponent	Score	RPI	S	Opponent	Score	RPI	S	Opponent	Score	RPI	S	Opponent	Score
								53	A	Washington St.	45 92	109	H	Long Beach St.	78 81
								64	A	Oklahoma St.	58 66	117	H	Saint Louis	76 90
								77	A	Gonzaga	61 73	127	A	St. Mary's (CA)	59 74
								77	H	Gonzaga	56 80	149	H	San Francisco	72 79
								78	H	Belmont	72 79	152	A	Santa Clara	64 71
								97	A	BYU	59 76	152	H	Santa Clara	61 50
								97	H	BYU	77 74	160	H	UC Riverside	72 75
												210	A	Pacific	65 52
												215	A	San Diego	58 61
												215	H	San Diego	63 55
												224	A	Seattle U	62 59
												253	H	UC Santa Barbara	57 55
												261	A	San Diego St.	60 53
												277	H	Portland	69 54
												307	H	Pepperdine	72 60
												328	H	UC Irvine	58 39
												338	A	Cal St. Fullerton	77 62
LAST 12 Division I GAMES:															
				77	A	Gonzaga	61 73	215	A	San Diego	58 61				
				149	H	San Francisco	72 79	277	H	Portland	69 54				
				215	H	San Diego	63 55	77	H	Gonzaga	56 80				
				97	H	BYU	77 74	152	A	Santa Clara	64 71				
				210	A	Pacific	65 52	307	H	Pepperdine	72 60				
				152	H	Santa Clara	61 50	97	A	BYU	59 76				

Non-Div I Games:

Loyola Marymount

Average RPI Win:	216	WON-LOST	WINNING	LAST 10	STRENGTH OF	OPP. STRENGTH	TEAM	ADJ.	CONF.	ADJ CONF.
Average RPI Loss:	121	RECORD	PCT. RANK	GAMES	SCHEDULE	OF SCHEDULE	RPI	RPI	RPI	RPI
DIV. I ONLY	14- 13	167	6- 4	137	123	128	128	22	22	
DIV. I NON-CONF.	7- 8	181	0- 0	57	30	97	97	22	22	
TOTALS	RPI 1-25	RPI 26-50	W-L RECORDS	RPI 51-100	RPI 101-150	RPI 150+				
14- 13	0- 3	0- 2	OVERALL	2- 1	1- 1	11- 6				
8- 1	0- 1	0- 0	HOME	1- 0	1- 0	6- 0				
3- 11	0- 2	0- 2	AWAY	0- 1	0- 1	3- 5				
3- 1	0- 0	0- 0	NEUTRAL	1- 0	0- 0	2- 1				
7- 8	0- 3	0- 2	NON-CONFERENCE	2- 0	0- 1	5- 2				
3- 1	0- 1	0- 0	HOME	1- 0	0- 0	2- 0				
1- 6	0- 2	0- 2	AWAY	0- 0	0- 1	1- 1				
3- 1	0- 0	0- 0	NEUTRAL	1- 0	0- 0	2- 1				
7- 5	0- 0	0- 0	CONFERENCE	0- 1	1- 0	6- 4				
5- 0	0- 0	0- 0	HOME	0- 0	1- 0	4- 0				
2- 5	0- 0	0- 0	AWAY	0- 1	0- 0	2- 4				
0- 0	0- 0	0- 0	NEUTRAL	0- 0	0- 0	0- 0				

RPI 1-25				RPI 26-50				RPI 51-100				RPI 101+ Team's RPI: 128			
RPI	S	Opponent	Score	RPI	S	Opponent	Score	RPI	S	Opponent	Score	RPI	S	Opponent	Score
3	A	South Carolina	42 79	36	A	Harvard	62 69	88	N	Chattanooga	49 39	108	A	Clemson	61 69
4	H	Mississippi St.	43 87	43	A	Tulane	62 77	93	A	New Hampshire	44 50	140	H	Albany (NY)	84 71
20	A	Miami (FL)	51 76					96	H	Purdue	67 47	156	N	Hampton	49 58
												159	A	Boston College	53 64
												166	A	Hartford	66 60
												166	H	Hartford	73 62
												183	H	Northeastern	68 49
												189	N	ETSU	61 48
												207	A	Binghamton	52 58
												213	H	Dartmouth	60 55
												231	A	UMBC	62 66
												231	H	UMBC	72 40
												248	A	Stony Brook	41 55
												268	A	Vermont	52 55
												268	H	Vermont	59 43
												301	A	Bryant	77 52
												309	N	Saint Peter's	59 43
												339	A	UMass Lowell	65 44
												339	H	UMass Lowell	76 50
LAST 12 Division I GAMES:															
339	H	UMass Lowell	76 50	93	A	New Hampshire	44 50	166	H	Hartford	73 62	248	A	Stony Brook	41 55
166	A	Hartford	66 60	268	A	UMass Lowell	65 44	231	H	UMBC	72 40	268	A	Vermont	52 55
231	A	UMBC	62 66	207	A	Binghamton	52 58	140	H	Albany (NY)	84 71				

Non-Div I Games:

Maine

■ Loss, 
■ Non-Conf, 
■ S Site, 
■ H Home 
■ A Away 
N Neutral

Average RPI Win:	252	WON-LOST	WINNING	LAST 10	STRENGTH OF	OPP. STRENGTH	TEAM	ADJ.	CONF.	ADJ CONF.
Average RPI Loss:	157	RECORD	PCT. RANK	GAMES	SCHEDULE	OF SCHEDULE	RPI	RPI	RPI	RPI
DIV. I ONLY	7- 16	278	2- 8	200	238	269	269	17	17	
DIV. I NON-CONF.	4- 5	198	0- 0	63	310	146	146	17	17	
TOTALS	RPI 1-25	RPI 26-50	W-L RECORDS	RPI 51-100	RPI 101-150	RPI 150+				
7- 16	0- 0	0- 1	OVERALL	0- 3	1- 5	6- 7				
4- 7	0- 0	0- 0	HOME	0- 1	1- 2	3- 4				
3- 9	0- 0	0- 1	AWAY	0- 0	0- 1	3- 0				
0- 0	0- 0	0- 0	NEUTRAL	0- 0	0- 0	0- 0				
4- 5	0- 0	0- 0	NON-CONFERENCE	0- 3	1- 1	3- 1				
2- 2	0- 0	0- 0	HOME	0- 1	1- 0	1- 1				
2- 3	0- 0	0- 0	AWAY	0- 2	0- 1	2- 0				
0- 0	0- 0	0- 0	NEUTRAL	0- 0	0- 0	0- 0				
3- 11	0- 0	0- 1	CONFERENCE	0- 0	0- 4	3- 6				
2- 5	0- 0	0- 0	HOME	0- 0	0- 2	2- 3				
1- 6	0- 0	0- 1	AWAY	0- 0	0- 2	1- 3				
0- 0	0- 0	0- 0	NEUTRAL	0- 0	0- 0	0- 0				

RPI 1-25				RPI 26-50				RPI 51-100				RPI 101+				Team's RPI: 269
RPI	S	Opponent	Score	RPI	S	Opponent	Score	RPI	S	Opponent	Score	RPI	S	Opponent	Score	
				48	A	Quinnipiac	38 81	60	A	Buffalo	39 73	112	A	Fordham	60 63	
								68	A	Bucknell	64 69	126	A	Rider	64 73	
								93	H	New Hampshire	42 59	126	H	Rider	36 53	
												147	A	Iona	53 70	
												147	H	Iona	62 76	
												150	H	Yale	63 57	
												161	A	Brown	58 57	
												180	A	Fairfield	56 71	
												200	H	Siena	68 66	
												219	A	Niagara	42 65	
												219	H	Niagara	59 62	
												228	H	Marist	47 62	
												246	A	Canisius	48 58	
												246	H	Canisius	57 62	
												248	H	Stony Brook	50 55	
												309	A	Saint Peter's	69 65	
												309	H	Saint Peter's	57 44	
												312	H	Holy Cross	60 56	
												322	A	St. Francis Brooklyn	55 52	
LAST 12 Division I GAMES:																
219	A	Niagara	42 65	219	H	Niagara	59 62									
246	A	Canisius	48 58	48	A	Quinnipiac	38 81									
309	H	Saint Peter's	57 44	180	A	Fairfield	56 71									
126	A	Rider	64 73	126	H	Rider	36 53									
309	A	Saint Peter's	69 65	246	H	Canisius	57 62									
147	H	Iona	62 76	200	H	Siena	68 66									

Non-Div I Games:

Manhattan

■ Loss, 
■ Non-Conf, 
■ S Site, 
■ H Home 
■ A Away 
N Neutral

Average RPI Win: <b>234</b>	WON-LOST	WINNING	LAST 10	STRENGTH OF	OPP. STRENGTH	TEAM	ADJ.	CONF.	ADJ CONF.
Average RPI Loss: <b>171</b>	RECORD	PCT. RANK	GAMES	SCHEDULE	OF SCHEDULE	RPI	RPI	RPI	RPI
DIV. I ONLY	<b>11- 13</b>	<b>199</b>	<b>6- 4</b>	<b>310</b>	<b>126</b>	<b>228</b>	<b>228</b>	<b>17</b>	<b>17</b>
DIV. I NON-CONF.	<b>3- 7</b>	<b>250</b>	<b>0- 0</b>	<b>321</b>	<b>63</b>	<b>304</b>	<b>304</b>	<b>17</b>	<b>17</b>
TOTALS	RPI 1-25	RPI 26-50	W-L RECORDS	RPI 51-100	RPI 101-150	RPI 150+			
11- 13	0- 1	0- 2	OVERALL	0- 0	1- 3	10- 7			
3- 6	0- 1	0- 0	HOME	0- 0	0- 2	3- 3			
7- 5	0- 0	0- 1	AWAY	0- 0	1- 0	6- 4			
1- 2	0- 0	0- 1	NEUTRAL	0- 0	0- 1	1- 0			
3- 7	0- 1	0- 1	NON-CONFERENCE	0- 0	0- 1	3- 4			
1- 2	0- 1	0- 0	HOME	0- 0	0- 0	1- 1			
1- 3	0- 0	0- 0	AWAY	0- 0	0- 0	1- 3			
1- 2	0- 0	0- 1	NEUTRAL	0- 0	0- 1	1- 0			
8- 6	0- 0	0- 1	CONFERENCE	0- 0	1- 2	7- 3			
2- 4	0- 0	0- 0	HOME	0- 0	0- 2	2- 2			
6- 2	0- 0	0- 1	AWAY	0- 0	1- 0	5- 1			
0- 0	0- 0	0- 0	NEUTRAL	0- 0	0- 0	0- 0			

RPI 1-25				RPI 26-50				RPI 51-100				RPI 101+ Team's RPI: 228			
RPI	S	Opponent	Score	RPI	S	Opponent	Score	RPI	S	Opponent	Score	RPI	S	Opponent	Score
21	H	Creighton	50 <b>72</b>	27	N	Auburn	51 <b>52</b>					126	H	Rider	56 <b>69</b>
				48	A	Quinnipiac	57 <b>79</b>					136	N	East Carolina	68 <b>70</b>
												147	A	Iona	68 62
												147	H	Iona	37 <b>48</b>
												180	H	Fairfield	71 55
												186	H	Seton Hall	63 <b>76</b>
												187	A	Hofstra	42 <b>62</b>
												200	A	Siena	70 59
												200	H	Siena	68 <b>69</b>
												213	A	Dartmouth	66 61
												219	A	Niagara	60 58
												226	A	Monmouth	69 <b>79</b>
												246	A	Canisius	85 74
												246	H	Canisius	67 60
												266	H	Boston U.	76 57
												269	A	Manhattan	62 47
												278	N	N.C. A&T	69 64
												299	A	Rhode Island	61 <b>82</b>
												309	A	Saint Peter's	66 58
												309	H	Saint Peter's	69 <b>73</b>
												312	A	Holy Cross	46 <b>50</b>
LAST 12 Division I GAMES:															
				48	A	Quinnipiac	57 <b>79</b>	147	A	Iona	68 62				
				309	A	Saint Peter's	66 58	126	H	Rider	56 <b>69</b>				
				200	A	Siena	70 59	219	A	Niagara	60 58				
				246	H	Canisius	67 60	246	A	Canisius	85 74				
				147	H	Iona	37 <b>48</b>	226	A	Monmouth	69 <b>79</b>				
				200	H	Siena	68 <b>69</b>	180	H	Fairfield	71 55				

Non-Div I Games:

Marist

■ Loss, 
 ■ Non-Conf, S Site, 
 ■ Home 
 ■ Away 
 N Neutral

Average RPI Win:	147	WON-LOST	WINNING	LAST 10	STRENGTH OF	OPP. STRENGTH	TEAM	ADJ.	CONF.	ADJ CONF.
Average RPI Loss:	74	RECORD	PCT. RANK	GAMES	SCHEDULE	OF SCHEDULE	RPI	RPI	RPI	RPI
DIV. I ONLY	17- 7	65	6- 4	60	72	42	42	7	7	
DIV. I NON-CONF.	9- 2	37	0- 0	67	94	41	41	7	7	
TOTALS	RPI 1-25	RPI 26-50	W-L RECORDS	RPI 51-100	RPI 101-150	RPI 150+				
17- 7	3- 2	1- 1	OVERALL	2- 2	0- 0	11- 2				
10- 3	1- 1	0- 1	HOME	1- 1	0- 0	8- 0				
7- 3	2- 1	1- 0	AWAY	1- 1	0- 0	3- 1				
0- 1	0- 0	0- 0	NEUTRAL	0- 0	0- 0	0- 1				
9- 2	2- 0	0- 1	NON-CONFERENCE	1- 0	0- 0	6- 1				
6- 1	1- 0	0- 1	HOME	1- 0	0- 0	4- 0				
3- 0	1- 0	0- 0	AWAY	0- 0	0- 0	2- 0				
0- 1	0- 0	0- 0	NEUTRAL	0- 0	0- 0	0- 1				
8- 5	1- 2	1- 0	CONFERENCE	1- 2	0- 0	5- 1				
4- 2	0- 1	0- 0	HOME	0- 1	0- 0	4- 0				
4- 3	1- 1	1- 0	AWAY	1- 1	0- 0	1- 1				
0- 0	0- 0	0- 0	NEUTRAL	0- 0	0- 0	0- 0				

RPI 1-25				RPI 26-50				Team's RPI: 42	RPI 51-100				RPI 101+			
RPI	S	Opponent	Score	RPI	S	Opponent	Score		RPI	S	Opponent	Score	RPI	S	Opponent	Score
6	A	Oregon St.	74 73	31	H	Green Bay	63 78		61	A	St. John's (NY)	64 70	152	N	Santa Clara	62 65
15	A	DePaul	102 101	47	A	Georgetown	84 77		61	H	St. John's (NY)	72 82	154	H	New Mexico	62 52
21	A	Creighton	77 80						66	A	Villanova	77 71	170	A	Providence	64 66
21	H	Creighton	63 83						92	H	Western Ill.	77 61	170	H	Providence	79 74
24	H	Arizona St.	75 63										172	H	Xavier	85 61
													174	H	Milwaukee	85 74
													186	A	Seton Hall	83 77
													186	H	Seton Hall	103 60
													208	A	Wisconsin	81 75
													210	A	Pacific	89 75
													212	H	Saint Francis (PA)	104 91
													234	H	Butler	91 53
													336	H	Longwood	87 37
LAST 12 Division I GAMES:																
61	H	St. John's (NY)	72 82	172	H	Xavier	85 61									
186	H	Seton Hall	103 60	186	A	Seton Hall	83 77									
21	A	Creighton	77 80	61	A	St. John's (NY)	64 70									
170	A	Providence	64 66	170	H	Providence	79 74									
15	A	DePaul	102 101	21	H	Creighton	63 83									
234	H	Butler	91 53	47	A	Georgetown	84 77									

Non-Div I Games:

Marquette

Average RPI Win:	275	WON-LOST	WINNING	LAST 10	STRENGTH OF	OPP. STRENGTH	TEAM	ADJ.	CONF.	ADJ CONF.
Average RPI Loss:	143	RECORD	PCT. RANK	GAMES	SCHEDULE	OF SCHEDULE	RPI	RPI	RPI	RPI
DIV. I ONLY	10- 10	168	3- 7	319	185	250	250	15	15	
DIV. I NON-CONF.	6- 3	97	0- 0	349	290	249	249	16	16	
TOTALS	RPI 1-25	RPI 26-50	W-L RECORDS	RPI 51-100	RPI 101-150	RPI 150+				
10- 10	0- 0	0- 0	OVERALL	0- 5	0- 2	10- 3				
7- 3	0- 0	0- 0	HOME	0- 1	0- 1	7- 1				
2- 6	0- 0	0- 0	AWAY	0- 4	0- 1	2- 1				
1- 1	0- 0	0- 0	NEUTRAL	0- 0	0- 0	1- 1				
6- 3	0- 0	0- 0	NON-CONFERENCE	0- 2	0- 0	6- 1				
4- 0	0- 0	0- 0	HOME	0- 0	0- 0	4- 0				
1- 2	0- 0	0- 0	AWAY	0- 2	0- 0	1- 0				
1- 1	0- 0	0- 0	NEUTRAL	0- 0	0- 0	1- 1				
4- 7	0- 0	0- 0	CONFERENCE	0- 3	0- 2	4- 2				
3- 3	0- 0	0- 0	HOME	0- 1	0- 1	3- 1				
1- 4	0- 0	0- 0	AWAY	0- 2	0- 1	1- 1				
0- 0	0- 0	0- 0	NEUTRAL	0- 0	0- 0	0- 0				

RPI 1-25				RPI 26-50				RPI 51-100				RPI 101+				Team's RPI: 250	
RPI	S	Opponent	Score	RPI	S	Opponent	Score	RPI	S	Opponent	Score	RPI	S	Opponent	Score		
								79	A	Penn St.	80	82	111	H	Southern Miss.	78	82
								81	H	Middle Tenn.	63	72	139	A	Old Dominion	69	73
								82	A	Western Ky.	57	73	155	A	UTSA	88	81
								98	A	Charlotte	77	93	163	H	Louisiana Tech	54	72
								100	A	North Carolina	53	75	176	H	UAB	61	58
													182	A	Illinois	55	53
													263	H	Coastal Caro.	84	66
													275	H	FIU	70	52
													283	N	Prairie View	68	78
													293	A	UTEP	74	84
													334	H	Fla. Atlantic	76	53
													336	H	Longwood	70	50
													337	N	Sam Houston St.	73	50
													341	H	Florida A&M	77	67
													347	H	Morgan St.	62	43
LAST 12 Division I GAMES:																	
163	H	Louisiana Tech	54	72	81	H	Middle Tenn.	63	72								
111	H	Southern Miss.	78	82	98	A	Charlotte	77	93								
293	A	UTEP	74	84	139	A	Old Dominion	69	73								
155	A	UTSA	88	81	334	H	Fla. Atlantic	76	53								
82	A	Western Ky.	57	73	275	H	FIU	70	52								
176	H	UAB	61	58	336	H	Longwood	70	50								

Non-Div I Games: Me.-Fort Kent 136 62 Bluefield Col. 77 35

Marshall

Loss, Non-Conf, S Site, H Home A Away N Neutral

Maryland

Through Games Of Feb. 9, 2017

Average RPI Win:	145	WON-LOST	WINNING	LAST 10	STRENGTH OF	OPP. STRENGTH	TEAM	ADJ.	CONF.	ADJ CONF.
Average RPI Loss:	1	RECORD	PCT. RANK	GAMES	SCHEDULE	OF SCHEDULE	RPI	RPI	RPI	RPI
DIV. I ONLY	24- 1	2	10- 0	127	28	19	19	6	6	
DIV. I NON-CONF.	12- 1	7	0- 0	211	37	48	48	6	6	
TOTALS	RPI 1-25	RPI 26-50	W-L RECORDS	RPI 51-100	RPI 101-150	RPI 150+				
24- 1	3- 1	4- 0	OVERALL	4- 0	1- 0	12- 0				
12- 1	1- 1	2- 0	HOME	1- 0	0- 0	8- 0				
10- 0	1- 0	2- 0	AWAY	2- 0	1- 0	4- 0				
2- 0	1- 0	0- 0	NEUTRAL	1- 0	0- 0	0- 0				
12- 1	2- 1	0- 0	NON-CONFERENCE	1- 0	1- 0	8- 0				
6- 1	0- 1	0- 0	HOME	0- 0	0- 0	6- 0				
4- 0	1- 0	0- 0	AWAY	0- 0	1- 0	2- 0				
2- 0	1- 0	0- 0	NEUTRAL	1- 0	0- 0	0- 0				
12- 0	1- 0	4- 0	CONFERENCE	3- 0	0- 0	4- 0				
6- 0	1- 0	2- 0	HOME	1- 0	0- 0	2- 0				
6- 0	0- 0	2- 0	AWAY	2- 0	0- 0	2- 0				
0- 0	0- 0	0- 0	NEUTRAL	0- 0	0- 0	0- 0				

RPI 1-25				Team's RPI: 19				RPI 26-50				RPI 51-100				RPI 101+			
RPI	S	Opponent	Score	RPI	S	Opponent	Score	RPI	S	Opponent	Score	RPI	S	Opponent	Score				
1	H	UConn	81 87	45	A	Iowa	98 82	53	N	Washington St.	79 69	113	A	Duquesne	77 57				
12	A	Louisville	78 72	45	H	Iowa	100 81	56	A	Minnesota	83 72	169	H	Towson	97 63				
24	N	Arizona St.	83 42	49	H	Northwestern	96 65	79	H	Penn St.	89 83	182	A	Illinois	94 49				
25	H	Michigan	83 70	50	A	Indiana	92 56	96	A	Purdue	85 70	182	H	Illinois	84 59				
												196 H Rutgers 80 71							
												199 A Nebraska 93 49							
												219 A Niagara 96 64							
												231 H UMBC 92 42							
												240 H UMES 106 61							
												244 A Loyola Maryland 79 60							
												309 H Saint Peter's 101 49							
												320 H Mt. St. Mary's 106 42							
												339 H UMass Lowell 100 44							
LAST 12 Division I GAMES:																			
182	H	Illinois	84 59	25	H	Michigan	83 70												
50	A	Indiana	92 56	45	A	Iowa	98 82												
96	A	Purdue	85 70	79	H	Penn St.	89 83												
45	H	Iowa	100 81	49	H	Northwestern	96 65												
182	A	Illinois	94 49	199	A	Nebraska	93 49												
196	H	Rutgers	80 71	56	A	Minnesota	83 72												

Non-Div I Games:

Maryland

Loss, Non-Conf, S Site, H Home A Away N Neutral



## Massachusetts

Through Games Of Feb. 9, 2017

Average RPI Win:	278	WON-LOST	WINNING	LAST 10	STRENGTH OF	OPP. STRENGTH	TEAM	ADJ.	CONF.	ADJ CONF.
Average RPI Loss:	149	RECORD	PCT. RANK	GAMES	SCHEDULE	OF SCHEDULE	RPI	RPI	RPI	RPI
DIV. I ONLY	8- 16	262	1- 5	288	136	297	297	12	12	
DIV. I NON-CONF.	5- 7	205	1- 0	314	245	270	270	13	13	
TOTALS	RPI 1-25	RPI 26-50	W-L RECORDS	RPI 51-100	RPI 101-150	RPI 150+				
8- 16	0- 0	0- 1	OVERALL	0- 4	1- 3	7- 8				
6- 5	0- 0	0- 0	HOME	0- 1	1- 1	5- 3				
1- 10	0- 0	0- 0	AWAY	0- 0	0- 1	1- 2				
1- 1	0- 0	0- 0	NEUTRAL	0- 1	0- 0	1- 0				
5- 7	0- 0	0- 1	NON-CONFERENCE	0- 2	0- 0	5- 4				
4- 0	0- 0	0- 0	HOME	0- 0	0- 0	4- 0				
0- 6	0- 0	0- 1	AWAY	0- 1	0- 0	0- 4				
1- 1	0- 0	0- 0	NEUTRAL	0- 1	0- 0	1- 0				
3- 9	0- 0	0- 0	CONFERENCE	0- 2	1- 3	2- 4				
2- 5	0- 0	0- 0	HOME	0- 1	1- 1	1- 3				
1- 4	0- 0	0- 0	AWAY	0- 1	0- 2	1- 1				
0- 0	0- 0	0- 0	NEUTRAL	0- 0	0- 0	0- 0				

RPI S	Opponent	Score	RPI S	Opponent	Score	RPI S	Opponent	Score	RPI S	Opponent	Score	Team's RPI: 297
45	A Iowa	30 71	55	H George Washington	54 60	113	H Duquesne	75 67				
			58	A Dayton	65 77	116	A Saint Joseph's	50 81				
			60	A Buffalo	47 61	117	H Saint Louis	60 81				
			72	N Drexel	47 65	130	A VCU	52 55				
						164	A La Salle	64 68				
						165	H George Mason	55 66				
						166	A Hartford	56 75				
						187	A Hofstra	55 71				
						222	H St. Bonaventure	38 55				
						266	A Boston U.	60 64				
						275	A FIU	57 58				
						280	H North Dakota St.	70 58				
						285	A Davidson	61 60				
						285	H Davidson	59 63				
						299	H Rhode Island	68 67				
						301	H Bryant	68 62				
						306	H Central Conn. St.	76 37				
						312	H Holy Cross	69 66				
						327	N Montana	59 58				
LAST 12 Division I GAMES:												
327	N Montana	59 58	222	H St. Bonaventure	38 55							
285	H Davidson	59 63	113	H Duquesne	75 67							
117	H Saint Louis	60 81	285	A Davidson	61 60							
130	A VCU	52 55	116	A Saint Joseph's	50 81							
164	A La Salle	64 68	299	H Rhode Island	68 67							
55	H George Washington	54 60	58	A Dayton	65 77							

Non-Div I Games: Merrimack 73 44

Massachusetts

Loss, Non-Conf, S Site, H Home A Away N Neutral

Average RPI Win: <b>323</b>	WON-LOST	WINNING	LAST 10	STRENGTH OF	OPP. STRENGTH	TEAM	ADJ.	CONF.	ADJ CONF.
Average RPI Loss: <b>130</b>	RECORD	PCT. RANK	GAMES	SCHEDULE	OF SCHEDULE	RPI	RPI	RPI	RPI
DIV. I ONLY	6- 12	262	4- 6	198	283	257	257	27	27
DIV. I NON-CONF.	1- 6	310	0- 1	203	110	298	298	27	27
TOTALS	RPI 1-25	RPI 26-50	W-L RECORDS	RPI 51-100	RPI 101-150	RPI 150+			
6- 12	0- 0	0- 1	OVERALL	0- 2	0- 5	6- 4			
3- 5	0- 0	0- 0	HOME	0- 1	0- 1	3- 3			
3- 5	0- 0	0- 1	AWAY	0- 1	0- 3	3- 0			
0- 2	0- 0	0- 0	NEUTRAL	0- 0	0- 1	0- 1			
1- 6	0- 0	0- 1	NON-CONFERENCE	0- 0	0- 2	1- 3			
0- 2	0- 0	0- 0	HOME	0- 0	0- 0	0- 2			
1- 2	0- 0	0- 1	AWAY	0- 0	0- 1	1- 0			
0- 2	0- 0	0- 0	NEUTRAL	0- 0	0- 1	0- 1			
5- 6	0- 0	0- 0	CONFERENCE	0- 2	0- 3	5- 1			
3- 3	0- 0	0- 0	HOME	0- 1	0- 1	3- 1			
2- 3	0- 0	0- 0	AWAY	0- 1	0- 2	2- 0			
0- 0	0- 0	0- 0	NEUTRAL	0- 0	0- 0	0- 0			

RPI S	Opponent	Score	RPI S	Opponent	Score	RPI S	Opponent	Score	RPI S	Opponent	Score	Team's RPI: 257
43	A Tulane	65 82	99	A Central Ark.	52 67	105	H SFA	65 96	121	A TCU	70 74	
			99	H Central Ark.	49 72	122	N Alabama	63 84	125	A Abilene Christian	65 77	
						135	A Lamar University	57 79	158	N Pittsburgh	65 71	
						163	H Louisiana Tech	56 66	194	H Louisiana	70 77	
						198	H New Orleans	59 71	298	A Northwestern St.	68 63	
						298	H Northwestern St.	68 52	330	A La.-Monroe	78 52	
						335	A Southeastern La.	86 83	337	H Sam Houston St.	79 56	
						342	H Houston Baptist	68 53				
LAST 12 Division I GAMES:												
135	A Lamar University	57 79	335	A Southeastern La.	86 83							
99	H Central Ark.	49 72	342	H Houston Baptist	68 53							
125	A Abilene Christian	65 77	337	H Sam Houston St.	79 56							
198	H New Orleans	59 71	105	H SFA	65 96							
298	H Northwestern St.	68 52	298	A Northwestern St.	68 63							
99	A Central Ark.	52 67	158	N Pittsburgh	65 71							

Non-Div I Games: LSU-Alexandria 100 66 Louisiana Col. 88 47 Southern-N.O. 94 65 Wiley 72 56  
McNeese

Loss, Non-Conf, S Site, H Home A Away N Neutral

Average RPI Win: <b>166</b>	WON-LOST	WINNING	LAST 10	STRENGTH OF	OPP. STRENGTH	TEAM	ADJ.	CONF.	ADJ CONF.
Average RPI Loss: <b>123</b>	RECORD	PCT. RANK	GAMES	SCHEDULE	OF SCHEDULE	RPI	RPI	RPI	RPI
DIV. I ONLY	<b>12- 12</b>	<b>168</b>	<b>5- 5</b>	<b>109</b>	<b>86</b>	<b>145</b>	<b>145</b>	<b>5</b>	<b>5</b>
DIV. I NON-CONF.	<b>7- 6</b>	<b>157</b>	<b>1- 0</b>	<b>277</b>	<b>141</b>	<b>217</b>	<b>217</b>	<b>5</b>	<b>5</b>
TOTALS	RPI 1-25	RPI 26-50	W-L RECORDS	RPI 51-100	RPI 101-150	RPI 150+			
12- 12	0- 0	2- 4	OVERALL	0- 1	3- 3	7- 4			
9- 4	0- 0	1- 2	HOME	0- 0	2- 1	6- 1			
3- 7	0- 0	1- 2	AWAY	0- 1	1- 1	1- 3			
0- 1	0- 0	0- 0	NEUTRAL	0- 0	0- 1	0- 0			
7- 6	0- 0	0- 1	NON-CONFERENCE	0- 0	1- 2	6- 3			
6- 2	0- 0	0- 1	HOME	0- 0	1- 1	5- 0			
1- 3	0- 0	0- 0	AWAY	0- 0	0- 0	1- 3			
0- 1	0- 0	0- 0	NEUTRAL	0- 0	0- 1	0- 0			
5- 6	0- 0	2- 3	CONFERENCE	0- 1	2- 1	1- 1			
3- 2	0- 0	1- 1	HOME	0- 0	1- 0	1- 1			
2- 4	0- 0	1- 2	AWAY	0- 1	1- 1	0- 0			
0- 0	0- 0	0- 0	NEUTRAL	0- 0	0- 0	0- 0			

RPI S	Opponent	Score	RPI S	Opponent	Score	RPI S	Opponent	Score	RPI S	Opponent	Score	Team's RPI: 145
26	A Temple	51 <b>66</b>	94	A SMU	44 <b>53</b>	102	H Vanderbilt	75 59				
26	H Temple	67 <b>73</b>				129	A Tulsa	52 <b>57</b>				
28	A South Fla.	49 <b>79</b>				131	N Arkansas	61 <b>91</b>				
28	H South Fla.	62 57				134	A UCF	65 62				
39	H Little Rock	44 <b>54</b>				134	H UCF	65 59				
43	A Tulane	55 52				146	H Kansas	58 <b>68</b>				
						151	H Missouri St.	69 60				
						153	H Cincinnati	59 <b>66</b>				
						163	H Louisiana Tech	56 54				
						171	H Houston	66 65				
						178	A Southern Ill.	61 <b>69</b>				
						182	A Illinois	64 54				
						239	A Samford	42 <b>48</b>				
						279	H Southeast Mo. St.	65 63				
						286	A Nevada	67 <b>75</b>				
						298	H Northwestern St.	54 38				
						302	H Nicholls St.	73 62				
LAST 12 Division I GAMES:												
43	A Tulane	55 52	28	A South Fla.	49 <b>79</b>							
28	H South Fla.	62 57	153	H Cincinnati	59 <b>66</b>							
94	A SMU	44 <b>53</b>	134	A UCF	65 62							
134	H UCF	65 59	129	A Tulsa	52 <b>57</b>							
171	H Houston	66 65	26	H Temple	67 <b>73</b>							
26	A Temple	51 <b>66</b>	102	H Vanderbilt	75 59							

Non-Div I Games:

Memphis

Average RPI Win:	247	WON-LOST	WINNING	LAST 10	STRENGTH OF	OPP. STRENGTH	TEAM	ADJ.	CONF.	ADJ CONF.
Average RPI Loss:	66	RECORD	PCT. RANK	GAMES	SCHEDULE	OF SCHEDULE	RPI	RPI	RPI	RPI
DIV. I ONLY	16- 5	35	8- 2	278	134	104	104	18	18	
DIV. I NON-CONF.	8- 3	67	1- 0	315	66	122	122	21	21	
TOTALS	RPI 1-25	RPI 26-50	W-L RECORDS	RPI 51-100	RPI 101-150	RPI 150+				
16- 5	0- 1	0- 1	OVERALL	0- 2	0- 1	16- 0				
8- 2	0- 1	0- 0	HOME	0- 1	0- 0	8- 0				
8- 3	0- 0	0- 1	AWAY	0- 1	0- 1	8- 0				
0- 0	0- 0	0- 0	NEUTRAL	0- 0	0- 0	0- 0				
8- 3	0- 1	0- 1	NON-CONFERENCE	0- 0	0- 1	8- 0				
3- 1	0- 1	0- 0	HOME	0- 0	0- 0	3- 0				
5- 2	0- 0	0- 1	AWAY	0- 0	0- 1	5- 0				
0- 0	0- 0	0- 0	NEUTRAL	0- 0	0- 0	0- 0				
8- 2	0- 0	0- 0	CONFERENCE	0- 2	0- 0	8- 0				
5- 1	0- 0	0- 0	HOME	0- 1	0- 0	5- 0				
3- 1	0- 0	0- 0	AWAY	0- 1	0- 0	3- 0				
0- 0	0- 0	0- 0	NEUTRAL	0- 0	0- 0	0- 0				

RPI 1-25			RPI 26-50			RPI 51-100			RPI 101+			Team's RPI: 104
RPI	S	Opponent	Score	RPI	S	Opponent	Score	RPI	S	Opponent	Score	Score
5	H	Florida St.	40 83	46	A	Georgia Tech	50 70	88	A	Chattanooga	50 70	101 A Georgia 64 72
								88	H	Chattanooga	56 74	171 A Houston 64 60
												182 A Illinois 51 33
												189 A ETSU 71 56
												189 H ETSU 72 55
												221 H Campbell 76 60
												230 A UNCG 77 64
												233 H Wofford 54 39
												239 H Samford 59 49
												254 H Furman 76 52
												260 A Ga. Southern 77 56
												281 A Western Caro. 59 57
												281 H Western Caro. 84 53
												284 H Kennesaw St. 61 46
												285 A Davidson 67 60
												325 A Winthrop 71 48
												334 H Fla. Atlantic 74 57
LAST 12 Division I GAMES:												
281	H	Western Caro.	84 53	281	A	Western Caro.	59 57					
189	A	ETSU	71 56	230	A	UNCG	77 64					
88	A	Chattanooga	50 70	88	H	Chattanooga	56 74					
239	H	Samford	59 49	189	H	ETSU	72 55					
233	H	Wofford	54 39	285	A	Davidson	67 60					
254	H	Furman	76 52	5	H	Florida St.	40 83					

Non-Div I Games: West Ga. 67 36 Paine 93 50 Emmanuel (GA) 84 70

Mercer

Average RPI Win: 135		WON-LOST	WINNING	LAST 10	STRENGTH OF	OPP. STRENGTH	TEAM	ADJ.	CONF.	ADJ CONF.
Average RPI Loss: 13		RECORD	PCT. RANK	GAMES	SCHEDULE	OF SCHEDULE	RPI	RPI	RPI	RPI
DIV. I ONLY		18- 6	40	6- 4	33	19	20	20	3	3
DIV. I NON-CONF.		11- 1	13	0- 0	147	56	19	19	4	4
<hr/>										
TOTALS	RPI 1-25		RPI 26-50		W-L RECORDS	RPI 51-100	RPI 101-150		RPI 150+	
18- 6	0- 5		2- 1		OVERALL	7- 0	3- 0		6- 0	
11- 2	0- 2		0- 0		HOME	5- 0	2- 0		4- 0	
6- 4	0- 3		2- 1		AWAY	2- 0	0- 0		2- 0	
1- 0	0- 0		0- 0		NEUTRAL	0- 0	1- 0		0- 0	
11- 1	0- 1		1- 0		NON-CONFERENCE	3- 0	3- 0		4- 0	
7- 0	0- 0		0- 0		HOME	2- 0	2- 0		3- 0	
3- 1	0- 1		1- 0		AWAY	1- 0	0- 0		1- 0	
1- 0	0- 0		0- 0		NEUTRAL	0- 0	1- 0		0- 0	
7- 5	0- 4		1- 1		CONFERENCE	4- 0	0- 0		2- 0	
4- 2	0- 2		0- 0		HOME	3- 0	0- 0		1- 0	
3- 3	0- 2		1- 1		AWAY	1- 0	0- 0		1- 0	
0- 0	0- 0		0- 0		NEUTRAL	0- 0	0- 0		0- 0	

RPI S	Opponent	Score	RPI S	Opponent	Score	RPI S	Opponent	Score	RPI S	Opponent	Score
2	H Notre Dame	55 67	30	A Ohio St.	94 89	52	H Virginia Tech	82 75	128	H Maine	76 51
5	A Florida St.	71 80	34	A North Carolina St.	67 64	57	A Wake Forest	79 56	139	H Old Dominion	66 56
5	H Florida St.	66 81	35	A Syracuse	48 81	61	A St. John's (NY)	62 50	140	N Albany (NY)	77 53
12	A Louisville	59 63				74	H Virginia	63 52	158	A Pittsburgh	82 50
16	A Kentucky	66 82				76	H Texas Tech	74 56	159	H Boston College	58 51
						98	H Charlotte	80 46	229	H Grambling	89 61
						100	H North Carolina	100 88	275	A FIU	69 49
									296	H Coppin St.	75 35
									316	H Loyola Chicago	81 43
LAST 12 Division I GAMES:											
74	H Virginia	63 52	12	A Louisville	59 63						
5	A Florida St.	71 80	52	H Virginia Tech	82 75						
57	A Wake Forest	79 56	2	H Notre Dame	55 67						
159	H Boston College	58 51	34	A North Carolina St.	67 64						
100	H North Carolina	100 88	158	A Pittsburgh	82 50						
35	A Syracuse	48 81	5	H Florida St.	66 81						

Non-Div I Games:

Miami (FL)

■ Loss, 
■ Non-Conf, S Site, 
■ Home 
■ Away 
N Neutral

Average RPI Win:	273	WON-LOST	WINNING	LAST 10	STRENGTH OF	OPP. STRENGTH	TEAM	ADJ.	CONF.	ADJ CONF.
Average RPI Loss:	120	RECORD	PCT. RANK	GAMES	SCHEDULE	OF SCHEDULE	RPI	RPI	RPI	RPI
DIV. I ONLY	6- 16	289	2- 8	73	245	216	216	10	10	
DIV. I NON-CONF.	4- 7	224	0- 0	180	340	228	228	11	11	
TOTALS	RPI 1-25	RPI 26-50	W-L RECORDS	RPI 51-100	RPI 101-150	RPI 150+				
6- 16	0- 0	0- 1	OVERALL	0- 6	0- 3	6- 6				
2- 7	0- 0	0- 1	HOME	0- 2	0- 1	2- 3				
2- 7	0- 0	0- 0	AWAY	0- 4	0- 2	2- 1				
2- 2	0- 0	0- 0	NEUTRAL	0- 0	0- 0	2- 2				
4- 7	0- 0	0- 0	NON-CONFERENCE	0- 1	0- 1	4- 5				
0- 3	0- 0	0- 0	HOME	0- 1	0- 0	0- 2				
2- 2	0- 0	0- 0	AWAY	0- 0	0- 1	2- 1				
2- 2	0- 0	0- 0	NEUTRAL	0- 0	0- 0	2- 2				
2- 9	0- 0	0- 1	CONFERENCE	0- 5	0- 2	2- 1				
2- 4	0- 0	0- 1	HOME	0- 1	0- 1	2- 1				
0- 5	0- 0	0- 0	AWAY	0- 4	0- 1	0- 0				
0- 0	0- 0	0- 0	NEUTRAL	0- 0	0- 0	0- 0				

RPI 1-25				RPI 26-50				RPI 51-100				RPI 101+				Team's RPI: 216	
RPI	S	Opponent	Score	RPI	S	Opponent	Score	RPI	S	Opponent	Score	RPI	S	Opponent	Score		
				44	H	Ohio	62 79	60	A	Buffalo	45 71	114	A	Kent St.	66 84		
								60	H	Buffalo	51 68	138	H	Ball St.	60 81		
								62	A	Central Mich.	61 80	142	A	Wright St.	57 65		
								73	A	Toledo	50 64	153	H	Cincinnati	43 49		
								80	H	IUPUI	53 65	164	N	La Salle	70 79		
								89	A	Northern Ill.	76 89	170	N	Providence	59 75		
												175	H	Western Mich.	60 85		
												190	A	Morehead St.	43 77		
												201	H	Indiana St.	54 62		
												217	H	Akron	54 49		
												242	A	Austin Peay	73 58		
												270	A	Northern Ky.	60 50		
												274	H	Eastern Mich.	72 61		
												311	N	Eastern Ky.	65 54		
												323	N	Fort Wayne	69 47		
LAST 12 Division I GAMES:																	
				217	H	Akron	54 49	60	H	Buffalo	51 68						
				138	H	Ball St.	60 81	274	H	Eastern Mich.	72 61						
				114	A	Kent St.	66 84	73	A	Toledo	50 64						
				44	H	Ohio	62 79	175	H	Western Mich.	60 85						
				89	A	Northern Ill.	76 89	60	A	Buffalo	45 71						
				62	A	Central Mich.	61 80	142	A	Wright St.	57 65						

Non-Div I Games: Cedarville 70 57 Northwood 64 49

Miami (OH)

■ Loss, 
 ■ Non-Conf, S Site, 
 ■ Home 
 ■ Away 
 N Neutral

Average RPI Win:	155	WON-LOST	WINNING	LAST 10	STRENGTH OF	OPP. STRENGTH	TEAM	ADJ.	CONF.	ADJ CONF.
Average RPI Loss:	47	RECORD	PCT. RANK	GAMES	SCHEDULE	OF SCHEDULE	RPI	RPI	RPI	RPI
DIV. I ONLY	20- 5	21	8- 2	79	58	25	25	6	6	
DIV. I NON-CONF.	11- 3	53	1- 0	109	97	44	44	6	6	
TOTALS	RPI 1-25	RPI 26-50	W-L RECORDS	RPI 51-100	RPI 101-150	RPI 150+				
20- 5	0- 3	5- 1	OVERALL	3- 0	0- 0	12- 1				
12- 0	0- 0	4- 0	HOME	1- 0	0- 0	7- 0				
6- 4	0- 2	1- 1	AWAY	1- 0	0- 0	4- 1				
2- 1	0- 1	0- 0	NEUTRAL	1- 0	0- 0	1- 0				
11- 3	0- 2	2- 0	NON-CONFERENCE	1- 0	0- 0	8- 1				
7- 0	0- 0	1- 0	HOME	0- 0	0- 0	6- 0				
2- 2	0- 1	1- 0	AWAY	0- 0	0- 0	1- 1				
2- 1	0- 1	0- 0	NEUTRAL	1- 0	0- 0	1- 0				
9- 2	0- 1	3- 1	CONFERENCE	2- 0	0- 0	4- 0				
5- 0	0- 0	3- 0	HOME	1- 0	0- 0	1- 0				
4- 2	0- 1	0- 1	AWAY	1- 0	0- 0	3- 0				
0- 0	0- 0	0- 0	NEUTRAL	0- 0	0- 0	0- 0				

RPI 1-25				Team's RPI: 25		RPI 26-50				RPI 51-100				RPI 101+			
RPI	S	Opponent	Score	RPI	S	Opponent	Score	RPI	S	Opponent	Score	RPI	S	Opponent	Score		
5	N	Florida St.	62 76	30	A	Ohio St.	87 96	56	H	Minnesota	84 69	162	H	Oakland	101 63		
10	A	UCLA	64 84	44	H	Ohio	69 46	77	N	Gonzaga	78 66	172	A	Xavier	58 61		
19	A	Maryland	70 83	45	H	Iowa	72 70	96	A	Purdue	72 62	175	H	Western Mich.	66 40		
				46	A	Georgia Tech	92 52					182	A	Illinois	86 70		
				49	H	Northwestern	80 54					192	H	American	82 33		
				50	H	Indiana	78 74					196	H	Rutgers	63 50		
												199	A	Nebraska	84 51		
												208	A	Wisconsin	73 56		
												219	H	Niagara	107 35		
												255	H	Howard	109 41		
												261	A	San Diego St.	92 57		
												268	H	Vermont	78 56		
												325	N	Winthrop	76 39		
LAST 12 Division I GAMES:																	
				96	A	Purdue	72 62	56	H	Minnesota	84 69						
				45	H	Iowa	72 70	50	H	Indiana	78 74						
				182	A	Illinois	86 70	30	A	Ohio St.	87 96						
				49	H	Northwestern	80 54	208	A	Wisconsin	73 56						
				199	A	Nebraska	84 51	196	H	Rutgers	63 50						
				19	A	Maryland	70 83	192	H	American	82 33						

Non-Div I Games:

Michigan

■ Loss, 
■ Non-Conf, 
■ S Site, 
■ H Home 
■ A Away 
N Neutral

Average RPI Win:	158	WON-LOST	WINNING	LAST 10	STRENGTH OF	OPP. STRENGTH	TEAM	ADJ.	CONF.	ADJ CONF.
Average RPI Loss:	70	RECORD	PCT. RANK	GAMES	SCHEDULE	OF SCHEDULE	RPI	RPI	RPI	RPI
DIV. I ONLY	16- 8	80	5- 5	104	42	51	51	6	6	
DIV. I NON-CONF.	10- 3	54	0- 1	85	58	38	38	6	6	
TOTALS	RPI 1-25	RPI 26-50	W-L RECORDS	RPI 51-100	RPI 101-150	RPI 150+				
16- 8	0- 1	3- 4	OVERALL	1- 2	2- 0	10- 1				
9- 2	0- 1	2- 0	HOME	0- 1	1- 0	6- 0				
6- 6	0- 0	1- 4	AWAY	1- 1	0- 0	4- 1				
1- 0	0- 0	0- 0	NEUTRAL	0- 0	1- 0	0- 0				
10- 3	0- 1	1- 2	NON-CONFERENCE	0- 0	2- 0	7- 0				
5- 1	0- 1	0- 0	HOME	0- 0	1- 0	4- 0				
4- 2	0- 0	1- 2	AWAY	0- 0	0- 0	3- 0				
1- 0	0- 0	0- 0	NEUTRAL	0- 0	1- 0	0- 0				
6- 5	0- 0	2- 2	CONFERENCE	1- 2	0- 0	3- 1				
4- 1	0- 0	2- 0	HOME	0- 1	0- 0	2- 0				
2- 4	0- 0	0- 2	AWAY	1- 1	0- 0	1- 1				
0- 0	0- 0	0- 0	NEUTRAL	0- 0	0- 0	0- 0				

RPI 1-25				RPI 26-50				RPI 51-100				Team's RPI: 51	RPI 101+			
RPI	S	Opponent	Score	RPI	S	Opponent	Score	RPI	S	Opponent	Score		RPI	S	Opponent	Score
2	H	Notre Dame	61 79	30	H	Ohio St.	94 75	56	A	Minnesota	93 74		103	H	Wyoming	63 51
				35	A	Syracuse	64 75	96	A	Purdue	54 66		118	N	Delaware	81 64
				38	A	Oregon	55 88	96	H	Purdue	66 76		162	H	Oakland	81 74
				45	A	Iowa	83 87						175	A	Western Mich.	68 64
				48	A	Quinnipiac	71 54						182	H	Illinois	71 47
				49	A	Northwestern	65 76						183	H	Northeastern	78 44
				50	H	Indiana	69 60						188	A	CSUN	63 59
													196	A	Rutgers	58 62
													199	H	Nebraska	93 73
													208	A	Wisconsin	81 57
													238	H	Southern U.	70 55
													285	H	Davidson	70 34
													299	A	Rhode Island	85 48
LAST 12 Division I GAMES:																
				45	A	Iowa	83 87	196	A	Rutgers	58 62					
				50	H	Indiana	69 60	30	H	Ohio St.	94 75					
				56	A	Minnesota	93 74	199	H	Nebraska	93 73					
				208	A	Wisconsin	81 57	96	A	Purdue	54 66					
				96	H	Purdue	66 76	182	H	Illinois	71 47					
				49	A	Northwestern	65 76	2	H	Notre Dame	61 79					

Non-Div I Games:

Michigan St.

■ Loss, 
■ Non-Conf, S Site, 
■ Home 
■ Away 
N Neutral



Average RPI Win:	195	WON-LOST	WINNING	LAST 10	STRENGTH OF	OPP. STRENGTH	TEAM	ADJ.	CONF.	ADJ CONF.
Average RPI Loss:	51	RECORD	PCT. RANK	GAMES	SCHEDULE	OF SCHEDULE	RPI	RPI	RPI	RPI
DIV. I ONLY	15- 8	95	8- 2	96	85	81	81	15	15	
DIV. I NON-CONF.	5- 6	186	0- 0	20	6	95	95	16	16	
TOTALS	RPI 1-25	RPI 26-50	W-L RECORDS	RPI 51-100	RPI 101-150	RPI 150+				
15- 8	0- 3	1- 2	OVERALL	1- 2	1- 1	12- 0				
9- 4	0- 2	1- 2	HOME	1- 0	0- 0	7- 0				
6- 4	0- 1	0- 0	AWAY	0- 2	1- 1	5- 0				
0- 0	0- 0	0- 0	NEUTRAL	0- 0	0- 0	0- 0				
5- 6	0- 3	1- 2	NON-CONFERENCE	1- 1	0- 0	3- 0				
3- 4	0- 2	1- 2	HOME	1- 0	0- 0	1- 0				
2- 2	0- 1	0- 0	AWAY	0- 1	0- 0	2- 0				
0- 0	0- 0	0- 0	NEUTRAL	0- 0	0- 0	0- 0				
10- 2	0- 0	0- 0	CONFERENCE	0- 1	1- 1	9- 0				
6- 0	0- 0	0- 0	HOME	0- 0	0- 0	6- 0				
4- 2	0- 0	0- 0	AWAY	0- 1	1- 1	3- 0				
0- 0	0- 0	0- 0	NEUTRAL	0- 0	0- 0	0- 0				

RPI 1-25				RPI 26-50				RPI 51-100				Team's RPI: 81				RPI 101+			
RPI	S	Opponent	Score	RPI	S	Opponent	Score	RPI	S	Opponent	Score	RPI	S	Opponent	Score	RPI	S	Opponent	Score
12	H	Louisville	72 91	43	H	Tulane	62 59	62	H	Central Mich.	79 69	111	A	Southern Miss.	61 81				
16	A	Kentucky	48 61	44	H	Ohio	52 73	74	A	Virginia	51 63	139	A	Old Dominion	80 63				
24	H	Arizona St.	48 69	46	H	Georgia Tech	60 61	82	A	Western Ky.	51 66	151	A	Missouri St.	71 52				
												155	H	UTSA	77 63				
												163	A	Louisiana Tech	79 65				
												176	A	UAB	64 61				
												179	H	Rice	71 61				
												205	H	North Texas	60 52				
												242	H	Austin Peay	82 51				
												250	A	Marshall	72 63				
												258	A	Tennessee Tech	73 62				
												275	H	FIU	95 43				
												293	H	UTEP	76 53				
												334	H	Fla. Atlantic	87 69				
LAST 12 Division I GAMES:																			
139	A	Old Dominion	80 63	275	H	FIU	95 43												
293	H	UTEP	76 53	82	A	Western Ky.	51 66												
155	H	UTSA	77 63	250	A	Marshall	72 63												
163	A	Louisiana Tech	79 65	205	H	North Texas	60 52												
111	A	Southern Miss.	61 81	179	H	Rice	71 61												
334	H	Fla. Atlantic	87 69	176	A	UAB	64 61												

Non-Div I Games:

Middle Tenn.

■ Loss, 
 ■ Non-Conf, S Site, 
 ■ Home 
 ■ Away 
 N Neutral

Average RPI Win:	272	WON-LOST	WINNING	LAST 10	STRENGTH OF	OPP. STRENGTH	TEAM	ADJ.	CONF.	ADJ CONF.
Average RPI Loss:	103	RECORD	PCT. RANK	GAMES	SCHEDULE	OF SCHEDULE	RPI	RPI	RPI	RPI
DIV. I ONLY	16- 8	80	3- 2	321	188	174	174	20	20	
DIV. I NON-CONF.	8- 3	67	1- 0	333	127	164	164	20	20	
TOTALS	RPI 1-25	RPI 26-50	W-L RECORDS	RPI 51-100	RPI 101-150	RPI 150+				
16- 8	0- 0	0- 3	OVERALL	1- 1	1- 2	14- 2				
8- 3	0- 0	0- 1	HOME	1- 0	1- 1	6- 1				
7- 5	0- 0	0- 2	AWAY	0- 1	0- 1	7- 1				
1- 0	0- 0	0- 0	NEUTRAL	0- 0	0- 0	1- 0				
8- 3	0- 0	0- 2	NON-CONFERENCE	1- 1	0- 0	7- 0				
4- 1	0- 0	0- 1	HOME	1- 0	0- 0	3- 0				
3- 2	0- 0	0- 1	AWAY	0- 1	0- 0	3- 0				
1- 0	0- 0	0- 0	NEUTRAL	0- 0	0- 0	1- 0				
8- 5	0- 0	0- 1	CONFERENCE	0- 0	1- 2	7- 2				
4- 2	0- 0	0- 0	HOME	0- 0	1- 1	3- 1				
4- 3	0- 0	0- 1	AWAY	0- 0	0- 1	4- 1				
0- 0	0- 0	0- 0	NEUTRAL	0- 0	0- 0	0- 0				

RPI S	Opponent	Score	RPI S	Opponent	Score	RPI S	Opponent	Score	RPI S	Opponent	Score	Team's RPI: 174
31	A Green Bay	47 89	89	A Northern Ill.	104 114	142	H Wright St.	51 69				
42	A Marquette	74 85	92	H Western Ill.	76 68	144	A Detroit	63 77				
49	H Northwestern	63 65				144	H Detroit	81 69				
						162	A Oakland	63 77				
						162	H Oakland	73 75				
						191	A Cleveland St.	80 78				
						208	H Wisconsin	80 63				
						268	A Vermont	68 44				
						270	H Northern Ky.	72 44				
						280	H North Dakota St.	79 74				
						313	A Youngstown St.	78 74				
						313	H Youngstown St.	86 82				
						316	A Loyola Chicago	73 46				
						317	A Valparaiso	85 74				
						321	A Illinois St.	68 60				
						326	A Ill.-Chicago	88 65				
						326	H Ill.-Chicago	83 55				
						329	H Chicago St.	71 49				
						332	N LIU Brooklyn	88 50				
LAST 12 Division I GAMES:												
268	A Vermont	68 44	31	A Green Bay	47 89							
313	H Youngstown St.	86 82	326	H Ill.-Chicago	83 55							
162	A Oakland	63 77	144	H Detroit	81 69							
144	A Detroit	63 77	162	H Oakland	73 75							
313	A Youngstown St.	78 74	317	A Valparaiso	85 74							
191	A Cleveland St.	80 78	326	A Ill.-Chicago	88 65							

Non-Div I Games:

Milwaukee

■ Loss, 
 ■ Non-Conf, 
 ■ S Site, 
 ■ Home 
 ■ A Away 
 N Neutral

Average RPI Win:	137	WON-LOST	WINNING	LAST 10	STRENGTH OF	OPP. STRENGTH	TEAM	ADJ.	CONF.	ADJ CONF.
Average RPI Loss:	45	RECORD	PCT. RANK	GAMES	SCHEDULE	OF SCHEDULE	RPI	RPI	RPI	RPI
DIV. I ONLY	12- 12	168	3- 7	10	50	56	56	6	6	
DIV. I NON-CONF.	9- 4	85	1- 0	6	35	17	17	6	6	
TOTALS	RPI 1-25	RPI 26-50	W-L RECORDS	RPI 51-100	RPI 101-150	RPI 150+				
12- 12	0- 4	2- 4	OVERALL	1- 3	3- 1	6- 0				
9- 4	0- 2	2- 1	HOME	1- 1	2- 0	4- 0				
3- 6	0- 2	0- 3	AWAY	0- 1	1- 0	2- 0				
0- 2	0- 0	0- 0	NEUTRAL	0- 1	0- 1	0- 0				
9- 4	0- 2	2- 0	NON-CONFERENCE	1- 1	3- 1	3- 0				
7- 1	0- 1	2- 0	HOME	1- 0	2- 0	2- 0				
2- 1	0- 1	0- 0	AWAY	0- 0	1- 0	1- 0				
0- 2	0- 0	0- 0	NEUTRAL	0- 1	0- 1	0- 0				
3- 8	0- 2	0- 4	CONFERENCE	0- 2	0- 0	3- 0				
2- 3	0- 1	0- 1	HOME	0- 1	0- 0	2- 0				
1- 5	0- 1	0- 3	AWAY	0- 1	0- 0	1- 0				
0- 0	0- 0	0- 0	NEUTRAL	0- 0	0- 0	0- 0				

RPI 1-25				RPI 26-50				RPI 51-100				Team's RPI: 56	RPI 101+			
RPI	S	Opponent	Score	RPI	S	Opponent	Score	RPI	S	Opponent	Score		RPI	S	Opponent	Score
3	A	South Carolina	58 98	30	A	Ohio St.	62 87	51	H	Michigan St.	74 93		101	N	Georgia	58 70
5	H	Florida St.	61 75	30	H	Ohio St.	76 88	78	H	Belmont	75 74		114	H	Kent St.	92 62
19	H	Maryland	72 83	36	H	Harvard	103 87	79	A	Penn St.	66 77		130	A	VCU	79 69
25	A	Michigan	69 84	45	A	Iowa	65 80	100	N	North Carolina	77 91		144	H	Detroit	111 91
				47	H	Georgetown	68 60						154	A	New Mexico	69 65
				50	A	Indiana	62 78						168	H	Army West Point	70 52
													182	H	Illinois	78 50
													186	H	Seton Hall	90 57
													199	A	Nebraska	79 69
													208	H	Wisconsin	88 60
LAST 12 Division I GAMES:																
79	A	Penn St.	66 77	25	A	Michigan	69 84									
199	A	Nebraska	79 69	208	H	Wisconsin	88 60									
51	H	Michigan St.	74 93	50	A	Indiana	62 78									
30	H	Ohio St.	76 88	19	H	Maryland	72 83									
45	A	Iowa	65 80	30	A	Ohio St.	62 87									
182	H	Illinois	78 50	114	H	Kent St.	92 62									

Non-Div I Games:

Minnesota

■ Loss, 
■ Non-Conf, 
■ S Site, 
■ H Home 
■ A Away 
N Neutral

Average RPI Win: 95		WON-LOST	WINNING	LAST 10	STRENGTH OF	OPP. STRENGTH	TEAM	ADJ.	CONF.	ADJ CONF.
Average RPI Loss: 3		RECORD	PCT. RANK	GAMES	SCHEDULE	OF SCHEDULE	RPI	RPI	RPI	RPI
DIV. I ONLY		24- 1	2	9- 1	31	6	4	4	2	2
DIV. I NON-CONF.		14- 0	1	1- 0	64	17	4	4	2	2
TOTALS		RPI 1-25	RPI 26-50		W-L RECORDS		RPI 51-100	RPI 101-150	RPI 150+	
24- 1		4- 1	5- 0		OVERALL		5- 0	6- 0	4- 0	
9- 0		3- 0	1- 0		HOME		1- 0	2- 0	2- 0	
10- 1		1- 1	2- 0		AWAY		2- 0	4- 0	1- 0	
5- 0		0- 0	2- 0		NEUTRAL		2- 0	0- 0	1- 0	
14- 0		1- 0	3- 0		NON-CONFERENCE		4- 0	2- 0	4- 0	
3- 0		1- 0	0- 0		HOME		0- 0	0- 0	2- 0	
6- 0		0- 0	1- 0		AWAY		2- 0	2- 0	1- 0	
5- 0		0- 0	2- 0		NEUTRAL		2- 0	0- 0	1- 0	
10- 1		3- 1	2- 0		CONFERENCE		1- 0	4- 0	0- 0	
6- 0		2- 0	1- 0		HOME		1- 0	2- 0	0- 0	
4- 1		1- 1	1- 0		AWAY		0- 0	2- 0	0- 0	
0- 0		0- 0	0- 0		NEUTRAL		0- 0	0- 0	0- 0	

RPI 1-25				Team's RPI: 4		RPI 26-50				RPI 51-100				RPI 101+			
RPI	S	Opponent	Score	RPI	S	Opponent	Score	RPI	S	Opponent	Score	RPI	S	Opponent	Score		
3	A	South Carolina	61 64	27	A	Auburn	77 47	66	N	Villanova	108 62	102	H	Vanderbilt	86 41		
7	H	Texas	79 68	33	H	Missouri	70 53	70	H	Florida	82 49	107	H	Ole Miss	73 62		
14	A	Tennessee	74 64	38	N	Oregon	75 63	71	A	Iowa St.	85 81	111	A	Southern Miss.	72 50		
18	H	Texas A&M	71 61	39	A	Little Rock	58 44	75	A	Southern California	76 72	122	A	Alabama	67 54		
23	H	LSU	74 48	43	N	Tulane	66 49	94	N	SMU	91 42	128	A	Maine	87 43		

Non-Div I Games:

Mississippi St.

■ Loss, 
■ Non-Conf, S Site, 
■ Home 
■ Away 
N Neutral

Average RPI Win:	303	WON-LOST	WINNING	LAST 10	STRENGTH OF	OPP. STRENGTH	TEAM	ADJ.	CONF.	ADJ CONF.
Average RPI Loss:	173	RECORD	PCT. RANK	GAMES	SCHEDULE	OF SCHEDULE	RPI	RPI	RPI	RPI
DIV. I ONLY	7- 13	254	5- 5	309	310	282	282	30	30	
DIV. I NON-CONF.	1- 8	314	0- 1	107	121	253	253	29	29	
TOTALS	RPI 1-25	RPI 26-50	W-L RECORDS	RPI 51-100	RPI 101-150	RPI 150+				
7- 13	0- 1	0- 0	OVERALL	0- 1	0- 3	7- 8				
3- 3	0- 0	0- 0	HOME	0- 1	0- 0	3- 2				
4- 10	0- 0	0- 0	AWAY	0- 0	0- 1	4- 1				
0- 0	0- 0	0- 0	NEUTRAL	0- 0	0- 0	0- 0				
1- 8	0- 1	0- 0	NON-CONFERENCE	0- 1	0- 3	1- 3				
0- 2	0- 0	0- 0	HOME	0- 1	0- 0	0- 1				
1- 6	0- 1	0- 0	AWAY	0- 0	0- 3	1- 2				
0- 0	0- 0	0- 0	NEUTRAL	0- 0	0- 0	0- 0				
6- 5	0- 0	0- 0	CONFERENCE	0- 0	0- 0	6- 5				
3- 1	0- 0	0- 0	HOME	0- 0	0- 0	3- 1				
3- 4	0- 0	0- 0	AWAY	0- 0	0- 0	3- 4				
0- 0	0- 0	0- 0	NEUTRAL	0- 0	0- 0	0- 0				

RPI 1-25				RPI 26-50				RPI 51-100				RPI 101+ Team's RPI: 282			
RPI	S	Opponent	Score	RPI	S	Opponent	Score	RPI	S	Opponent	Score	RPI	S	Opponent	Score
8	A	Baylor	36 101					87	H	Colorado	64 76	107	A	Ole Miss	30 67
												111	A	Southern Miss.	55 83
												122	A	Alabama	44 93
												176	A	UAB	46 80
												203	H	Texas Southern	75 74
												208	A	Wisconsin	61 103
												209	A	Alabama St.	57 71
												209	H	Alabama St.	73 79
												229	A	Grambling	67 88
												238	A	Southern U.	44 51
												243	H	Murray St.	62 80
												283	H	Prairie View	64 55
												294	A	Ark.-Pine Bluff	73 63
												298	A	Northwestern St.	68 64
												308	A	Alcorn	49 69
												348	A	Jackson St.	62 57
												349	A	Alabama A&M	58 52
												349	H	Alabama A&M	60 58
LAST 12 Division I GAMES:															
209	A	Alabama St.	57 71	238	A	Southern U.	44 51								
349	A	Alabama A&M	58 52	308	A	Alcorn	49 69								
229	A	Grambling	67 88	209	H	Alabama St.	73 79								
348	A	Jackson St.	62 57	349	H	Alabama A&M	60 58								
203	H	Texas Southern	75 74	294	A	Ark.-Pine Bluff	73 63								
283	H	Prairie View	64 55	107	A	Ole Miss	30 67								

Non-Div I Games: Tougaloo 99 55 Blue Mountain 66 40

Mississippi Val.

Loss, Non-Conf, S Site, H Home A Away N Neutral

Average RPI Win:	126	WON-LOST	WINNING	LAST 10	STRENGTH OF	OPP. STRENGTH	TEAM	ADJ.	CONF.	ADJ CONF.
Average RPI Loss:	48	RECORD	PCT. RANK	GAMES	SCHEDULE	OF SCHEDULE	RPI	RPI	RPI	RPI
DIV. I ONLY	16- 9	102	5- 5	19	34	33	33	2	2	
DIV. I NON-CONF.	10- 4	80	0- 1	50	114	46	46	2	2	
TOTALS	RPI 1-25	RPI 26-50	W-L RECORDS	RPI 51-100	RPI 101-150	RPI 150+				
16- 9	3- 5	1- 1	OVERALL	1- 1	4- 2	7- 0				
12- 1	2- 0	1- 0	HOME	1- 0	2- 1	6- 0				
3- 7	0- 1	0- 0	AWAY	0- 0	2- 0	1- 0				
1- 1	1- 0	0- 1	NEUTRAL	0- 0	0- 0	0- 0				
10- 4	1- 1	0- 1	NON-CONFERENCE	1- 1	1- 1	7- 0				
8- 0	0- 0	0- 0	HOME	1- 0	1- 0	6- 0				
1- 3	0- 1	0- 0	AWAY	0- 1	0- 1	1- 0				
1- 1	1- 0	0- 1	NEUTRAL	0- 0	0- 0	0- 0				
6- 5	2- 4	1- 0	CONFERENCE	0- 0	3- 1	0- 0				
4- 1	2- 0	1- 0	HOME	0- 0	1- 1	0- 0				
2- 4	0- 4	0- 0	AWAY	0- 0	2- 0	0- 0				
0- 0	0- 0	0- 0	NEUTRAL	0- 0	0- 0	0- 0				

RPI 1-25				RPI 26-50				Team's RPI: 33				RPI 51-100				RPI 101+			
RPI	S	Opponent	Score	RPI	S	Opponent	Score	RPI	S	Opponent	Score	RPI	S	Opponent	Score	RPI	S	Opponent	Score
4	A	Mississippi St.	53 70	27	H	Auburn	68 53	80	A	IUPUI	45 73	101	H	Georgia	63 45				
9	A	Washington	66 79	46	N	Georgia Tech	70 72	92	H	Western Ill.	71 68	102	A	Vanderbilt	74 68				
14	A	Tennessee	66 77									117	A	Saint Louis	61 72				
16	A	Kentucky	62 64									122	H	Alabama	58 59				
16	H	Kentucky	73 67									125	H	Abilene Christian	52 46				
18	H	Texas A&M	78 76									131	A	Arkansas	60 46				
21	N	Creighton	72 63									151	H	Missouri St.	73 49				
23	A	LSU	71 80									160	H	UC Riverside	68 62				
												197	H	Wichita St.	64 57				
												199	A	Nebraska	55 35				
												201	H	Indiana St.	77 48				
												211	H	SIUE	72 60				
												267	H	UT Martin	80 69				
LAST 12 Division I GAMES:																			
14	A	Tennessee	66 77	102	A	Vanderbilt	74 68												
4	A	Mississippi St.	53 70	23	A	LSU	71 80												
16	H	Kentucky	73 67	122	H	Alabama	58 59												
27	H	Auburn	68 53	16	A	Kentucky	62 64												
131	A	Arkansas	60 46	101	H	Georgia	63 45												
18	H	Texas A&M	78 76	117	A	Saint Louis	61 72												

Non-Div I Games:

Missouri

Average RPI Win:	217	WON-LOST	WINNING	LAST 10	STRENGTH OF	OPP. STRENGTH	TEAM	ADJ.	CONF.	ADJ CONF.
Average RPI Loss:	87	RECORD	PCT. RANK	GAMES	SCHEDULE	OF SCHEDULE	RPI	RPI	RPI	RPI
DIV. I ONLY	10- 10	168	7- 3	147	90	151	151	16	16	
DIV. I NON-CONF.	3- 7	250	1- 1	101	5	188	188	14	14	
TOTALS	RPI 1-25	RPI 26-50	W-L RECORDS	RPI 51-100	RPI 101-150	RPI 150+				
10- 10	0- 0	0- 4	OVERALL	0- 3	2- 2	8- 1				
4- 5	0- 0	0- 2	HOME	0- 2	1- 0	3- 1				
6- 4	0- 0	0- 2	AWAY	0- 0	1- 2	5- 0				
0- 1	0- 0	0- 0	NEUTRAL	0- 1	0- 0	0- 0				
3- 7	0- 0	0- 3	NON-CONFERENCE	0- 2	2- 2	1- 0				
2- 2	0- 0	0- 1	HOME	0- 1	1- 0	1- 0				
1- 4	0- 0	0- 2	AWAY	0- 0	1- 2	0- 0				
0- 1	0- 0	0- 0	NEUTRAL	0- 1	0- 0	0- 0				
7- 3	0- 0	0- 1	CONFERENCE	0- 1	0- 0	7- 1				
2- 3	0- 0	0- 1	HOME	0- 1	0- 0	2- 1				
5- 0	0- 0	0- 0	AWAY	0- 0	0- 0	5- 0				
0- 0	0- 0	0- 0	NEUTRAL	0- 0	0- 0	0- 0				

RPI 1-25				RPI 26-50				RPI 51-100				RPI 101+				Team's RPI: 151	
RPI	S	Opponent	Score	RPI	S	Opponent	Score	RPI	S	Opponent	Score	RPI	S	Opponent	Score		
				32	H	Drake	64 90	54	H	UNI	54 61	131	H	Arkansas	64 62		
				33	A	Missouri	49 73	75	N	Southern California	67 89	132	A	Oral Roberts	56 78		
				39	H	Little Rock	47 58	81	H	Middle Tenn.	52 71	145	A	Memphis	60 69		
				49	A	Northwestern	52 75					146	A	Kansas	87 64		
												178	A	Southern Ill.	78 60		
												197	A	Wichita St.	65 60		
												197	H	Wichita St.	73 62		
												201	A	Indiana St.	49 46		
												205	H	North Texas	63 54		
												227	H	Bradley	73 75		
												273	A	Evansville	77 41		
												316	A	Loyola Chicago	60 32		
												321	H	Illinois St.	65 60		
LAST 12 Division I GAMES:																	
				197	A	Wichita St.	65 60	273	A	Evansville	77 41						
				201	A	Indiana St.	49 46	197	H	Wichita St.	73 62						
				316	A	Loyola Chicago	60 32	32	H	Drake	64 90						
				227	H	Bradley	73 75	54	H	UNI	54 61						
				321	H	Illinois St.	65 60	81	H	Middle Tenn.	52 71						
				178	A	Southern Ill.	78 60	205	H	North Texas	63 54						

Non-Div I Games: Alas. Anchorage 65 58

Missouri St.

Average RPI Win: <b>236</b>	WON-LOST	WINNING	LAST 10	STRENGTH OF	OPP. STRENGTH	TEAM	ADJ.	CONF.	ADJ CONF.
Average RPI Loss: <b>178</b>	RECORD	PCT. RANK	GAMES	SCHEDULE	OF SCHEDULE	RPI	RPI	RPI	RPI
DIV. I ONLY	<b>10- 12</b>	<b>204</b>	<b>4- 6</b>	<b>263</b>	<b>244</b>	<b>226</b>	<b>226</b>	<b>17</b>	<b>17</b>
DIV. I NON-CONF.	<b>5- 4</b>	<b>143</b>	<b>0- 1</b>	<b>311</b>	<b>334</b>	<b>213</b>	<b>213</b>	<b>17</b>	<b>17</b>
TOTALS	RPI 1-25	RPI 26-50	W-L RECORDS	RPI 51-100	RPI 101-150	RPI 150+			
10- 12	0- 0	1- 1	OVERALL	0- 0	0- 3	9- 8			
5- 5	0- 0	1- 0	HOME	0- 0	0- 2	4- 3			
5- 6	0- 0	0- 1	AWAY	0- 0	0- 0	5- 1			
0- 1	0- 0	0- 0	NEUTRAL	0- 0	0- 0	0- 1			
5- 4	0- 0	0- 0	NON-CONFERENCE	0- 0	0- 1	5- 3			
1- 2	0- 0	0- 0	HOME	0- 0	0- 1	1- 1			
4- 1	0- 0	0- 0	AWAY	0- 0	0- 0	4- 1			
0- 1	0- 0	0- 0	NEUTRAL	0- 0	0- 0	0- 1			
5- 8	0- 0	1- 1	CONFERENCE	0- 0	0- 2	4- 5			
4- 3	0- 0	1- 0	HOME	0- 0	0- 1	3- 2			
1- 5	0- 0	0- 1	AWAY	0- 0	0- 1	1- 3			
0- 0	0- 0	0- 0	NEUTRAL	0- 0	0- 0	0- 0			

RPI 1-25				RPI 26-50				RPI 51-100				RPI 101+ Team's RPI: 226			
RPI	S	Opponent	Score	RPI	S	Opponent	Score	RPI	S	Opponent	Score	RPI	S	Opponent	Score
				48	A	Quinnipiac	54 74					108	H	Clemson	47 60
				48	H	Quinnipiac	61 58					126	H	Rider	69 71
												147	A	Iona	54 60
												166	N	Hartford	72 75
												170	H	Providence	58 62
												180	A	Fairfield	60 53
												180	H	Fairfield	68 71
												200	A	Siena	76 85
												200	H	Siena	86 91
												206	A	Sacred Heart	65 54
												214	A	Robert Morris	69 56
												219	A	Niagara	45 66
												228	H	Marist	79 69
												246	A	Canisius	54 74
												246	H	Canisius	55 53
												274	A	Eastern Mich.	75 68
												305	A	Lehigh	73 62
												309	H	Saint Peter's	76 59
												322	A	St. Francis Brooklyn	78 87
												346	H	Fairleigh Dickinson	72 63
LAST 12 Division I GAMES:															
				48	A	Quinnipiac	54 74	246	H	Canisius	55 53				
				126	H	Rider	69 71	200	A	Siena	76 85				
				200	H	Siena	86 91	309	H	Saint Peter's	76 59				
				180	A	Fairfield	60 53	180	H	Fairfield	68 71				
				147	A	Iona	54 60	228	H	Marist	79 69				
				48	H	Quinnipiac	61 58	170	H	Providence	58 62				

Non-Div I Games:

Monmouth

■ Loss, 
 ■ Non-Conf, 
 S Site, 
 ■ Home 
 ■ Away 
 N Neutral



Average RPI Win:	314	WON-LOST	WINNING	LAST 10	STRENGTH OF	OPP. STRENGTH	TEAM	ADJ.	CONF.	ADJ CONF.
Average RPI Loss:	167	RECORD	PCT. RANK	GAMES	SCHEDULE	OF SCHEDULE	RPI	RPI	RPI	RPI
DIV. I ONLY	2- 19	337	1- 9	175	285	327	327	19	19	
DIV. I NON-CONF.	1- 8	314	0- 0	181	325	330	330	18	18	
TOTALS	RPI 1-25	RPI 26-50	W-L RECORDS	RPI 51-100	RPI 101-150	RPI 150+				
2- 19	0- 0	0- 1	OVERALL	0- 2	0- 8	2- 8				
2- 8	0- 0	0- 0	HOME	0- 2	0- 3	2- 3				
0- 9	0- 0	0- 0	AWAY	0- 0	0- 5	0- 4				
0- 2	0- 0	0- 1	NEUTRAL	0- 0	0- 0	0- 1				
1- 8	0- 0	0- 1	NON-CONFERENCE	0- 1	0- 2	1- 4				
1- 3	0- 0	0- 0	HOME	0- 1	0- 1	1- 1				
0- 3	0- 0	0- 0	AWAY	0- 0	0- 1	0- 2				
0- 2	0- 0	0- 1	NEUTRAL	0- 0	0- 0	0- 1				
1- 11	0- 0	0- 0	CONFERENCE	0- 1	0- 6	1- 4				
1- 5	0- 0	0- 0	HOME	0- 1	0- 2	1- 2				
0- 6	0- 0	0- 0	AWAY	0- 0	0- 4	0- 2				
0- 0	0- 0	0- 0	NEUTRAL	0- 0	0- 0	0- 0				

RPI S	Opponent	Score	RPI S	Opponent	Score	RPI S	Opponent	Score	RPI S	Opponent	Score
37 N	South Dakota St.	43 84	65 H	Montana St.	69 75	103 H	Wyoming	42 67	105 A	SFA	46 54
			69 H	Colorado St.	49 63	106 A	Northern Colo.	46 65	123 A	North Dakota	63 73
						141 A	Idaho	50 75	141 H	Idaho	59 86
						148 A	Eastern Wash.	57 64	148 H	Eastern Wash.	46 60
						177 A	Idaho St.	43 61	185 H	Utah St.	47 65
						220 A	Weber St.	58 74	224 A	Seattle U	44 60
						252 H	Portland St.	44 64	287 H	Sacramento St.	60 73
						295 H	Southern Utah	64 55	297 N	Massachusetts	58 59
						333 H	Incarnate Word	61 56	338 A	Cal St. Fullerton	56 72
LAST 12 Division I GAMES:											
295 H	Southern Utah	64 55	123 A	North Dakota	63 73						
65 H	Montana St.	69 75	106 A	Northern Colo.	46 65						
141 A	Idaho	50 75	148 H	Eastern Wash.	46 60						
148 A	Eastern Wash.	57 64	141 H	Idaho	59 86						
287 H	Sacramento St.	60 73	220 A	Weber St.	58 74						
252 H	Portland St.	44 64	177 A	Idaho St.	43 61						

Non-Div I Games: Rocky Mountain 64 56 Great Falls 66 55

Montana

Loss, Non-Conf, S Site, H Home A Away N Neutral

Average RPI Win:	214	WON-LOST	WINNING	LAST 10	STRENGTH OF	OPP. STRENGTH	TEAM	ADJ.	CONF.	ADJ CONF.
Average RPI Loss:	125	RECORD	PCT. RANK	GAMES	SCHEDULE	OF SCHEDULE	RPI	RPI	RPI	RPI
DIV. I ONLY	15- 5	40	9- 1	212	196	65	65	19	19	
DIV. I NON-CONF.	5- 3	121	0- 0	263	109	109	109	18	18	
TOTALS	RPI 1-25	RPI 26-50	W-L RECORDS	RPI 51-100	RPI 101-150	RPI 150+				
15- 5	0- 0	0- 0	OVERALL	0- 2	5- 1	10- 2				
7- 0	0- 0	0- 0	HOME	0- 0	2- 0	5- 0				
7- 5	0- 0	0- 0	AWAY	0- 2	3- 1	4- 2				
1- 0	0- 0	0- 0	NEUTRAL	0- 0	0- 0	1- 0				
5- 3	0- 0	0- 0	NON-CONFERENCE	0- 2	0- 0	5- 1				
2- 0	0- 0	0- 0	HOME	0- 0	0- 0	2- 0				
2- 3	0- 0	0- 0	AWAY	0- 2	0- 0	2- 1				
1- 0	0- 0	0- 0	NEUTRAL	0- 0	0- 0	1- 0				
10- 2	0- 0	0- 0	CONFERENCE	0- 0	5- 1	5- 1				
5- 0	0- 0	0- 0	HOME	0- 0	2- 0	3- 0				
5- 2	0- 0	0- 0	AWAY	0- 0	3- 1	2- 1				
0- 0	0- 0	0- 0	NEUTRAL	0- 0	0- 0	0- 0				

RPI	S	Opponent	Score	RPI	S	Opponent	Score	RPI	S	Opponent	Score	RPI	S	Opponent	Score
63	A	Utah		64	A	74		106	A	Northern Colo.	58	66			
95	A	UC Davis		62	A	70		123	A	North Dakota	74	71			
								141	A	Idaho	66	61			
								141	H	Idaho	80	64			
								148	A	Eastern Wash.	72	61			
								148	H	Eastern Wash.	88	83			
								152	N	Santa Clara	77	50			
								177	A	Idaho St.	59	67			
								185	A	Utah St.	56	64			
								210	A	Pacific	72	66			
								220	A	Weber St.	83	68			
								224	H	Seattle U	75	56			
								252	H	Portland St.	83	76			
								264	H	Cal Poly	71	52			
								277	A	Portland	70	66			
								287	H	Sacramento St.	84	80			
								291	H	Northern Ariz.	86	69			
								327	A	Montana	75	69			
LAST 12 Division I GAMES:															
291	H	Northern Ariz.	86	69	106	A	Northern Colo.	58	66						
327	A	Montana	75	69	123	A	North Dakota	74	71						
148	A	Eastern Wash.	72	61	141	H	Idaho	80	64						
141	A	Idaho	66	61	148	H	Eastern Wash.	88	83						
252	H	Portland St.	83	76	177	A	Idaho St.	59	67						
287	H	Sacramento St.	84	80	220	A	Weber St.	83	68						

Non-Div I Games: Carroll (MT) 75 44 Great Falls 75 42

Montana St.

Loss, Non-Conf, S Site, H Home A Away N Neutral

Average RPI Win:	274	WON-LOST	WINNING	LAST 10	STRENGTH OF	OPP. STRENGTH	TEAM	ADJ.	CONF.	ADJ CONF.
Average RPI Loss:	156	RECORD	PCT. RANK	GAMES	SCHEDULE	OF SCHEDULE	RPI	RPI	RPI	RPI
DIV. I ONLY	16- 6	52	7- 3	339	230	190	190	26	26	
DIV. I NON-CONF.	8- 3	67	1- 0	347	148	208	208	26	26	
TOTALS	RPI 1-25	RPI 26-50	W-L RECORDS	RPI 51-100	RPI 101-150	RPI 150+				
16- 6	0- 1	0- 0	OVERALL	0- 2	0- 0	16- 3				
10- 2	0- 0	0- 0	HOME	0- 1	0- 0	10- 1				
6- 4	0- 1	0- 0	AWAY	0- 1	0- 0	6- 2				
0- 0	0- 0	0- 0	NEUTRAL	0- 0	0- 0	0- 0				
8- 3	0- 1	0- 0	NON-CONFERENCE	0- 1	0- 0	8- 1				
5- 1	0- 0	0- 0	HOME	0- 0	0- 0	5- 1				
3- 2	0- 1	0- 0	AWAY	0- 1	0- 0	3- 0				
0- 0	0- 0	0- 0	NEUTRAL	0- 0	0- 0	0- 0				
8- 3	0- 0	0- 0	CONFERENCE	0- 1	0- 0	8- 2				
5- 1	0- 0	0- 0	HOME	0- 1	0- 0	5- 0				
3- 2	0- 0	0- 0	AWAY	0- 0	0- 0	3- 2				
0- 0	0- 0	0- 0	NEUTRAL	0- 0	0- 0	0- 0				

RPI	S	Opponent	Score	RPI	S	Opponent	Score	RPI	S	Opponent	Score	RPI	S	Opponent	Score	Team's RPI: 190
16	A	Kentucky	47 74					59	A	West Virginia	53 94	211	H	SIUE	69 66	
								78	H	Belmont	59 91	216	H	Miami (OH)	77 43	
												242	A	Austin Peay	81 71	
												243	H	Murray St.	73 59	
												246	H	Canisius	77 68	
												251	A	Jacksonville St.	68 69	
												258	H	Tennessee Tech	79 65	
												259	A	Tennessee St.	66 69	
												267	A	UT Martin	89 68	
												271	H	Georgia St.	50 68	
												274	H	Eastern Mich.	78 73	
												276	A	North Florida	84 65	
												279	A	Southeast Mo. St.	82 72	
												284	A	Kennesaw St.	71 50	
												303	H	Eastern Ill.	66 62	
												304	H	Lipscomb	73 53	
												311	H	Eastern Ky.	80 54	
												329	H	Chicago St.	63 55	
												341	A	Florida A&M	53 48	
LAST 12 Division I GAMES:																
279	A	Southeast Mo. St.	82 72	259	A	Tennessee St.	66 69									
243	H	Murray St.	73 59	211	H	SIUE	69 66									
251	A	Jacksonville St.	68 69	303	H	Eastern Ill.	66 62									
258	H	Tennessee Tech	79 65	267	A	UT Martin	89 68									
311	H	Eastern Ky.	80 54	242	A	Austin Peay	81 71									
78	H	Belmont	59 91	246	H	Canisius	77 68									

Non-Div I Games: Ky. Christian 100 52 Alice Lloyd 92 42

Morehead St.

■ Loss, 
 ■ Non-Conf, S Site, 
 ■ Home 
 ■ Away 
 N Neutral

Average RPI Win:	288	WON-LOST	WINNING	LAST 10	STRENGTH OF	OPP. STRENGTH	TEAM	ADJ.	CONF.	ADJ CONF.
Average RPI Loss:	256	RECORD	PCT. RANK	GAMES	SCHEDULE	OF SCHEDULE	RPI	RPI	RPI	RPI
DIV. I ONLY	2- 19	337	1- 9	328	349	347	347	32	32	
DIV. I NON-CONF.	1- 11	330	0- 3	201	349	328	328	31	31	
TOTALS	RPI 1-25	RPI 26-50	W-L RECORDS	RPI 51-100	RPI 101-150	RPI 150+				
2- 19	0- 0	0- 0	OVERALL	0- 1	0- 1	2- 17				
1- 5	0- 0	0- 0	HOME	0- 0	0- 0	1- 5				
1- 11	0- 0	0- 0	AWAY	0- 1	0- 1	1- 9				
0- 3	0- 0	0- 0	NEUTRAL	0- 0	0- 0	0- 3				
1- 11	0- 0	0- 0	NON-CONFERENCE	0- 1	0- 1	1- 9				
0- 2	0- 0	0- 0	HOME	0- 0	0- 0	0- 2				
1- 6	0- 0	0- 0	AWAY	0- 1	0- 1	1- 4				
0- 3	0- 0	0- 0	NEUTRAL	0- 0	0- 0	0- 3				
1- 8	0- 0	0- 0	CONFERENCE	0- 0	0- 0	1- 8				
1- 3	0- 0	0- 0	HOME	0- 0	0- 0	1- 3				
0- 5	0- 0	0- 0	AWAY	0- 0	0- 0	0- 5				
0- 0	0- 0	0- 0	NEUTRAL	0- 0	0- 0	0- 0				

RPI S	Opponent	Score	RPI S	Opponent	Score	RPI S	Opponent	Score	RPI S	Opponent	Score	Team's RPI: 347
						58 A	Dayton	42 61	117 A	Saint Louis	43 71	
									161 H	Brown	51 68	
									214 H	Robert Morris	44 58	
									221 N	Campbell	51 62	
									231 A	UMBC	69 61	
									236 A	Richmond	37 54	
									247 A	Bethune-Cookman	48 50	
									250 A	Marshall	43 62	
									262 A	Savannah St.	62 66	
									272 H	Norfolk St.	47 56	
									278 H	N.C. A&T	62 67	
									294 N	Ark.-Pine Bluff	44 53	
									296 A	Coppin St.	45 61	
									311 N	Eastern Ky.	58 66	
									314 A	UMKC	56 64	
									320 A	Mt. St. Mary's	50 65	
									340 A	South Carolina St.	46 50	
									341 A	Florida A&M	48 51	
									341 H	Florida A&M	26 61	
									344 H	N.C. Central	44 42	
LAST 12 Division I GAMES:												
344 H	N.C. Central	44 42	341 A	Florida A&M	48 51							
341 H	Florida A&M	26 61	247 A	Bethune-Cookman	48 50							
296 A	Coppin St.	45 61	272 H	Norfolk St.	47 56							
340 A	South Carolina St.	46 50	161 H	Brown	51 68							
262 A	Savannah St.	62 66	236 A	Richmond	37 54							
278 H	N.C. A&T	62 67	294 N	Ark.-Pine Bluff	44 53							

Non-Div I Games: Washington Adventis79 28

Morgan St.

Average RPI Win:	308	WON-LOST	WINNING	LAST 10	STRENGTH OF	OPP. STRENGTH	TEAM	ADJ.	CONF.	ADJ CONF.
Average RPI Loss:	211	RECORD	PCT. RANK	GAMES	SCHEDULE	OF SCHEDULE	RPI	RPI	RPI	RPI
DIV. I ONLY	8- 15	259	5- 5	308	341	320	320	31	31	
DIV. I NON-CONF.	2- 9	293	0- 0	253	294	331	331	32	32	
TOTALS	RPI 1-25	RPI 26-50	W-L RECORDS	RPI 51-100	RPI 101-150	RPI 150+				
8- 15	0- 1	0- 0	OVERALL	0- 1	0- 1	8- 12				
7- 5	0- 0	0- 0	HOME	0- 0	0- 0	7- 5				
1- 10	0- 1	0- 0	AWAY	0- 1	0- 1	1- 7				
0- 0	0- 0	0- 0	NEUTRAL	0- 0	0- 0	0- 0				
2- 9	0- 1	0- 0	NON-CONFERENCE	0- 1	0- 1	2- 6				
2- 3	0- 0	0- 0	HOME	0- 0	0- 0	2- 3				
0- 6	0- 1	0- 0	AWAY	0- 1	0- 1	0- 3				
0- 0	0- 0	0- 0	NEUTRAL	0- 0	0- 0	0- 0				
6- 6	0- 0	0- 0	CONFERENCE	0- 0	0- 0	6- 6				
5- 2	0- 0	0- 0	HOME	0- 0	0- 0	5- 2				
1- 4	0- 0	0- 0	AWAY	0- 0	0- 0	1- 4				
0- 0	0- 0	0- 0	NEUTRAL	0- 0	0- 0	0- 0				

RPI 1-25				RPI 26-50				RPI 51-100				RPI 101+ Team's RPI: 320			
RPI	S	Opponent	Score	RPI	S	Opponent	Score	RPI	S	Opponent	Score	RPI	S	Opponent	Score
19	A	Maryland	42 106					59	A	West Virginia	45 77	133	A	William & Mary	46 68
												158	A	Pittsburgh	54 89
												180	H	Fairfield	57 70
												206	A	Sacred Heart	45 49
												206	H	Sacred Heart	61 59
												212	H	Saint Francis (PA)	88 97
												214	H	Robert Morris	44 50
												240	H	UMES	52 63
												244	A	Loyola Maryland	53 58
												255	A	Howard	62 95
												296	H	Coppin St.	54 48
												301	A	Bryant	62 78
												301	H	Bryant	61 53
												305	H	Lehigh	57 74
												306	A	Central Conn. St.	58 68
												306	H	Central Conn. St.	81 66
												322	A	St. Francis Brooklyn	62 44
												332	A	LIU Brooklyn	60 63
												343	H	Wagner	66 47
												346	H	Fairleigh Dickinson	61 50
												347	H	Morgan St.	65 50
LAST 12 Division I GAMES:															
301	H	Bryant	61 53	346	H	Fairleigh Dickinson	61 50	212	H	Saint Francis (PA)	88 97				
306	H	Central Conn. St.	81 66	306	A	Central Conn. St.	58 68	301	A	Bryant	62 78				
206	H	Sacred Heart	61 59	343	H	Wagner	66 47								
214	H	Robert Morris	44 50	332	A	LIU Brooklyn	60 63								
206	A	Sacred Heart	45 49												
322	A	St. Francis Brooklyn	62 44												

Non-Div I Games:

Mt. St. Mary's

■ Loss, 
 ■ Non-Conf, 
 ■ S Site, 
 ■ H Home 
 ■ A Away 
 N Neutral

Average RPI Win:	282	WON-LOST	WINNING	LAST 10	STRENGTH OF	OPP. STRENGTH	TEAM	ADJ.	CONF.	ADJ CONF.
Average RPI Loss:	193	RECORD	PCT. RANK	GAMES	SCHEDULE	OF SCHEDULE	RPI	RPI	RPI	RPI
DIV. I ONLY	11- 11	168	4- 6	317	313	243	243	26	26	
DIV. I NON-CONF.	6- 5	148	1- 0	331	316	241	241	26	26	
TOTALS	RPI 1-25	RPI 26-50	W-L RECORDS	RPI 51-100	RPI 101-150	RPI 150+				
11- 11	0- 0	0- 1	OVERALL	0- 1	0- 1	11- 8				
6- 3	0- 0	0- 0	HOME	0- 1	0- 0	6- 2				
4- 7	0- 0	0- 1	AWAY	0- 0	0- 0	4- 6				
1- 1	0- 0	0- 0	NEUTRAL	0- 0	0- 1	1- 0				
6- 5	0- 0	0- 1	NON-CONFERENCE	0- 0	0- 1	6- 3				
3- 1	0- 0	0- 0	HOME	0- 0	0- 0	3- 1				
2- 3	0- 0	0- 1	AWAY	0- 0	0- 0	2- 2				
1- 1	0- 0	0- 0	NEUTRAL	0- 0	0- 1	1- 0				
5- 6	0- 0	0- 0	CONFERENCE	0- 1	0- 0	5- 5				
3- 2	0- 0	0- 0	HOME	0- 1	0- 0	3- 1				
2- 4	0- 0	0- 0	AWAY	0- 0	0- 0	2- 4				
0- 0	0- 0	0- 0	NEUTRAL	0- 0	0- 0	0- 0				

RPI 1-25			RPI 26-50			RPI 51-100			RPI 101+			Team's RPI: 243
RPI	S	Opponent	Score	RPI	S	Opponent	Score	RPI	S	Opponent	Score	
				44	A	Ohio	70 79	78	H	Belmont	69 87	
								125	N	Abilene Christian	57 81	
								178	A	Southern Ill.	63 70	
								189	A	ETSU	60 79	
								190	A	Morehead St.	59 73	
								211	A	SIUE	84 77	
								230	H	UNCG	81 70	
								242	A	Austin Peay	63 75	
								251	A	Jacksonville St.	71 64	
								258	A	Tennessee Tech	54 72	
								259	H	Tennessee St.	80 72	
								267	H	UT Martin	70 90	
								270	A	Northern Ky.	72 69	
								273	H	Evansville	77 82	
								279	A	Southeast Mo. St.	70 79	
								282	A	Mississippi Val.	80 62	
								303	H	Eastern Ill.	92 74	
								304	H	Lipscomb	79 59	
								311	H	Eastern Ky.	70 64	
								333	N	Incarnate Word	72 68	
								349	H	Alabama A&M	81 49	
LAST 12 Division I GAMES:												
				311	H	Eastern Ky.	70 64	211	A	SIUE	84 77	
				78	H	Belmont	69 87	303	H	Eastern Ill.	92 74	
				190	A	Morehead St.	59 73	258	A	Tennessee Tech	54 72	
				267	H	UT Martin	70 90	251	A	Jacksonville St.	71 64	
				279	A	Southeast Mo. St.	70 79	259	H	Tennessee St.	80 72	
				242	A	Austin Peay	63 75	282	A	Mississippi Val.	80 62	

Non-Div I Games: Eureka 101 59 MacMurray 93 37

Murray St.

Loss, Non-Conf, S Site, H Home A Away N Neutral

Average RPI Win:	278	WON-LOST	WINNING	LAST 10	STRENGTH OF	OPP. STRENGTH	TEAM	ADJ.	CONF.	ADJ CONF.
Average RPI Loss:	156	RECORD	PCT. RANK	GAMES	SCHEDULE	OF SCHEDULE	RPI	RPI	RPI	RPI
DIV. I ONLY	7- 13	254	5- 4	258	274	278	278	32	32	
DIV. I NON-CONF.	2- 9	293	1- 1	65	85	254	254	31	31	
TOTALS	RPI 1-25	RPI 26-50	W-L RECORDS	RPI 51-100	RPI 101-150	RPI 150+				
7- 13	0- 1	1- 1	OVERALL	0- 3	0- 1	6- 7				
4- 3	0- 1	1- 1	HOME	0- 0	0- 0	3- 1				
3- 6	0- 0	0- 0	AWAY	0- 1	0- 0	3- 5				
0- 4	0- 0	0- 0	NEUTRAL	0- 2	0- 1	0- 1				
2- 9	0- 1	1- 1	NON-CONFERENCE	0- 3	0- 1	1- 3				
2- 2	0- 1	1- 1	HOME	0- 0	0- 0	1- 0				
0- 3	0- 0	0- 0	AWAY	0- 1	0- 0	0- 2				
0- 4	0- 0	0- 0	NEUTRAL	0- 2	0- 1	0- 1				
5- 4	0- 0	0- 0	CONFERENCE	0- 0	0- 0	5- 4				
2- 1	0- 0	0- 0	HOME	0- 0	0- 0	2- 1				
3- 3	0- 0	0- 0	AWAY	0- 0	0- 0	3- 3				
0- 0	0- 0	0- 0	NEUTRAL	0- 0	0- 0	0- 0				

RPI 1-25				RPI 26-50				RPI 51-100				RPI 101+ Team's RPI: 278			
RPI	S	Opponent	Score	RPI	S	Opponent	Score	RPI	S	Opponent	Score	RPI	S	Opponent	Score
10	H	UCLA	42 83	27	H	Auburn	36 68	59	N	West Virginia	64 80	138	N	Ball St.	57 76
				44	H	Ohio	63 57	70	N	Florida	38 67	156	A	Hampton	57 64
								90	A	FGCU	41 67	184	A	Appalachian St.	58 71
												228	N	Marist	64 69
												240	H	UMES	57 60
												255	H	Howard	63 55
												260	A	Ga. Southern	50 65
												267	H	UT Martin	74 59
												272	A	Norfolk St.	53 69
												296	A	Coppin St.	57 65
												344	A	N.C. Central	62 38
												345	A	Delaware St.	68 60
												345	H	Delaware St.	83 44
												347	A	Morgan St.	67 62
LAST 12 Division I GAMES:															
345	A	Delaware St.	68 60	240	H	UMES	57 60	345	H	Delaware St.	83 44				
272	A	Norfolk St.	53 69	156	A	Hampton	57 64	44	H	Ohio	63 57				
344	A	N.C. Central	62 38	10	H	UCLA	42 83	90	A	FGCU	41 67				
255	H	Howard	63 55												
347	A	Morgan St.	67 62												
296	A	Coppin St.	57 65												

Non-Div I Games: Francis Marion 72 65 Slippery Rock 70 59

N.C. A&amp;T

Loss, Non-Conf, S Site, H Home A Away N Neutral

Average RPI Win:	294	WON-LOST	WINNING	LAST 10	STRENGTH OF	OPP. STRENGTH	TEAM	ADJ.	CONF.	ADJ CONF.
Average RPI Loss:	229	RECORD	PCT. RANK	GAMES	SCHEDULE	OF SCHEDULE	RPI	RPI	RPI	RPI
DIV. I ONLY	3- 16	324	3- 7	330	337	344	344	32	32	
DIV. I NON-CONF.	0- 10	335	0- 3	225	307	345	345	31	31	
TOTALS	RPI 1-25	RPI 26-50	W-L RECORDS	RPI 51-100	RPI 101-150	RPI 150+				
3- 16	0- 0	0- 1	OVERALL	0- 1	0- 1	3- 13				
2- 6	0- 0	0- 0	HOME	0- 0	0- 0	2- 6				
1- 10	0- 0	0- 1	AWAY	0- 1	0- 1	1- 7				
0- 0	0- 0	0- 0	NEUTRAL	0- 0	0- 0	0- 0				
0- 10	0- 0	0- 1	NON-CONFERENCE	0- 1	0- 1	0- 7				
0- 4	0- 0	0- 0	HOME	0- 0	0- 0	0- 4				
0- 6	0- 0	0- 1	AWAY	0- 1	0- 1	0- 3				
0- 0	0- 0	0- 0	NEUTRAL	0- 0	0- 0	0- 0				
3- 6	0- 0	0- 0	CONFERENCE	0- 0	0- 0	3- 6				
2- 2	0- 0	0- 0	HOME	0- 0	0- 0	2- 2				
1- 4	0- 0	0- 0	AWAY	0- 0	0- 0	1- 4				
0- 0	0- 0	0- 0	NEUTRAL	0- 0	0- 0	0- 0				

RPI 1-25	RPI 26-50	RPI 51-100	RPI 101+ Team's RPI: 344
RPI S Opponent Score	RPI S Opponent Score	RPI S Opponent Score	RPI S Opponent Score
	34 A North Carolina St. 33 83	96 A Purdue 27 61	139 A Old Dominion 52 83
			156 A Hampton 36 60
			221 A Campbell 30 61
			223 H Presbyterian 63 72
			230 H UNCG 51 64
			233 H Wofford 54 64
			240 H UMES 68 59
			254 A Furman 40 60
			255 H Howard 50 73
			263 A Coastal Caro. 50 66
			272 A Norfolk St. 40 71
			278 H N.C. A&T 38 62
			296 A Coppin St. 58 46
			319 H USC Upstate 58 68
			345 A Delaware St. 51 55
			345 H Delaware St. 68 63
			347 A Morgan St. 42 44
LAST 12 Division I GAMES:			
	296 A Coppin St. 58 46	272 A Norfolk St. 40 71	
	347 A Morgan St. 42 44	345 H Delaware St. 68 63	
	345 A Delaware St. 51 55	240 H UMES 68 59	
	278 H N.C. A&T 38 62	319 H USC Upstate 58 68	
	255 H Howard 50 73	254 A Furman 40 60	
	156 A Hampton 36 60	223 H Presbyterian 63 72	

Non-Div I Games: Johnson & Wales (NC75 38 Pfeiffer 47 50

N.C. Central

Loss, Non-Conf, S Site, H Home A Away N Neutral



Average RPI Win:	311	WON-LOST	WINNING	LAST 10	STRENGTH OF	OPP. STRENGTH	TEAM	ADJ.	CONF.	ADJ CONF.
Average RPI Loss:	190	RECORD	PCT. RANK	GAMES	SCHEDULE	OF SCHEDULE	RPI	RPI	RPI	RPI
DIV. I ONLY	8- 14	245	3- 7	340	271	315	315	24	24	
DIV. I NON-CONF.	5- 8	218	1- 1	339	323	311	311	23	23	
TOTALS	RPI 1-25	RPI 26-50	W-L RECORDS	RPI 51-100	RPI 101-150	RPI 150+				
8- 14	0- 0	0- 1	OVERALL	0- 3	0- 3	8- 7				
4- 5	0- 0	0- 0	HOME	0- 1	0- 1	4- 3				
3- 9	0- 0	0- 1	AWAY	0- 2	0- 2	3- 4				
1- 0	0- 0	0- 0	NEUTRAL	0- 0	0- 0	1- 0				
5- 8	0- 0	0- 1	NON-CONFERENCE	0- 1	0- 2	5- 4				
2- 3	0- 0	0- 0	HOME	0- 0	0- 1	2- 2				
2- 5	0- 0	0- 1	AWAY	0- 1	0- 1	2- 2				
1- 0	0- 0	0- 0	NEUTRAL	0- 0	0- 0	1- 0				
3- 6	0- 0	0- 0	CONFERENCE	0- 2	0- 1	3- 3				
2- 2	0- 0	0- 0	HOME	0- 1	0- 0	2- 1				
1- 4	0- 0	0- 0	AWAY	0- 1	0- 1	1- 2				
0- 0	0- 0	0- 0	NEUTRAL	0- 0	0- 0	0- 0				

RPI S	Opponent	Score	RPI S	Opponent	Score	RPI S	Opponent	Score	RPI S	Opponent	Score	Team's RPI: 315
36	A Harvard	38 59	68	A Bucknell	36 67	115	A Stetson	43 77	116	A Saint Joseph's	36 75	
			83	H Jacksonville	56 75	143	H Columbia	51 65	207	H Binghamton	44 68	
			90	A FGCU	53 73	255	H Howard	70 55	268	A Vermont	42 64	
						276	H North Florida	64 62	284	A Kennesaw St.	64 75	
						284	H Kennesaw St.	56 66	304	A Lipscomb	76 53	
						304	H Lipscomb	76 68	305	A Lehigh	52 84	
						319	A USC Upstate	58 75	329	A Chicago St.	57 42	
						332	N LIU Brooklyn	50 48	343	H Wagner	68 45	
						345	A Delaware St.	57 43	346	H Fairleigh Dickinson	61 66	
LAST 12 Division I GAMES:												
284	H Kennesaw St.	56 66	83	H Jacksonville	56 75							
304	A Lipscomb	76 53	276	H North Florida	64 62							
284	A Kennesaw St.	64 75	319	A USC Upstate	58 75							
304	H Lipscomb	76 68	143	H Columbia	51 65							
115	A Stetson	43 77	329	A Chicago St.	57 42							
90	A FGCU	53 73	255	H Howard	70 55							

Non-Div I Games: St. Joseph's (Brkln87 53 Rutgers-Newark 83 52

NJIT

Loss, Non-Conf, S Site, H Home A Away N Neutral

Average RPI Win: <b>252</b>	WON-LOST	WINNING	LAST 10	STRENGTH OF	OPP. STRENGTH	TEAM	ADJ.	CONF.	ADJ CONF.
Average RPI Loss: <b>111</b>	RECORD	PCT. RANK	GAMES	SCHEDULE	OF SCHEDULE	RPI	RPI	RPI	RPI
DIV. I ONLY	16- 6	52	9- 1	284	205	119	119	23	23
DIV. I NON-CONF.	6- 4	126	0- 0	220	89	124	124	25	25
TOTALS	RPI 1-25	RPI 26-50	W-L RECORDS	RPI 51-100	RPI 101-150	RPI 150+			
16- 6	0- 1	0- 0	OVERALL	0- 2	1- 1	15- 2			
8- 1	0- 0	0- 0	HOME	0- 0	1- 0	7- 1			
8- 4	0- 1	0- 0	AWAY	0- 2	0- 0	8- 1			
0- 1	0- 0	0- 0	NEUTRAL	0- 0	0- 1	0- 0			
6- 4	0- 1	0- 0	NON-CONFERENCE	0- 1	1- 1	5- 1			
4- 0	0- 0	0- 0	HOME	0- 0	1- 0	3- 0			
2- 3	0- 1	0- 0	AWAY	0- 1	0- 0	2- 1			
0- 1	0- 0	0- 0	NEUTRAL	0- 0	0- 1	0- 0			
10- 2	0- 0	0- 0	CONFERENCE	0- 1	0- 0	10- 1			
4- 1	0- 0	0- 0	HOME	0- 0	0- 0	4- 1			
6- 1	0- 0	0- 0	AWAY	0- 1	0- 0	6- 0			
0- 0	0- 0	0- 0	NEUTRAL	0- 0	0- 0	0- 0			

RPI 1-25				RPI 26-50				RPI 51-100				RPI 101+ Team's RPI: 119			
RPI	S	Opponent	Score	RPI	S	Opponent	Score	RPI	S	Opponent	Score	RPI	S	Opponent	Score
14	A	Tennessee	55 <b>85</b>					57	A	Wake Forest	65 <b>75</b>	131	N	Arkansas	67 <b>70</b>
								68	A	Bucknell	64 <b>67</b>	147	H	Iona	73 68
												165	A	George Mason	64 <b>68</b>
												168	A	Army West Point	63 58
												187	H	Hofstra	78 69
												191	H	Cleveland St.	88 63
												232	A	Colgate	80 67
												232	H	Colgate	61 <b>69</b>
												241	H	Liberty	67 66
												244	A	Loyola Maryland	55 43
												244	H	Loyola Maryland	77 51
												266	A	Boston U.	62 59
												266	H	Boston U.	55 41
												286	A	Nevada	79 62
												305	A	Lehigh	66 64
												310	A	Air Force	64 46
												312	A	Holy Cross	73 71
												312	H	Holy Cross	57 56
												318	H	Lafayette	76 41
LAST 12 Division I GAMES:															
244	A	Loyola Maryland	55 43	318	H	Lafayette	76 41								
232	H	Colgate	61 <b>69</b>	244	H	Loyola Maryland	77 51								
266	H	Boston U.	55 41	232	A	Colgate	80 67								
312	A	Holy Cross	73 71	266	A	Boston U.	62 59								
168	A	Army West Point	63 58	312	H	Holy Cross	57 56								
305	A	Lehigh	66 64	68	A	Bucknell	64 <b>67</b>								

Non-Div I Games: Goucher 93 40

Navy

■ Loss, 
 ■ Non-Conf, 
 ■ S Site, 
 ■ Home 
 ■ A Away 
 N Neutral

## Nebraska

Through Games Of Feb. 9, 2017

Average RPI Win:	174	WON-LOST	WINNING	LAST 10	STRENGTH OF	OPP. STRENGTH	TEAM	ADJ.	CONF.	ADJ CONF.
Average RPI Loss:	60	RECORD	PCT. RANK	GAMES	SCHEDULE	OF SCHEDULE	RPI	RPI	RPI	RPI
DIV. I ONLY	5- 19	312	1- 9	26	24	199	199	6	6	
DIV. I NON-CONF.	4- 8	230	0- 0	14	10	153	153	6	6	
TOTALS	RPI 1-25	RPI 26-50	W-L RECORDS	RPI 51-100	RPI 101-150	RPI 150+				
5- 19	0- 4	0- 6	OVERALL	1- 7	0- 0	4- 2				
5- 8	0- 3	0- 4	HOME	1- 1	0- 0	4- 0				
0- 9	0- 1	0- 2	AWAY	0- 4	0- 0	0- 2				
0- 2	0- 0	0- 0	NEUTRAL	0- 2	0- 0	0- 0				
4- 8	0- 2	0- 3	NON-CONFERENCE	1- 3	0- 0	3- 0				
4- 4	0- 1	0- 3	HOME	1- 0	0- 0	3- 0				
0- 2	0- 1	0- 0	AWAY	0- 1	0- 0	0- 0				
0- 2	0- 0	0- 0	NEUTRAL	0- 2	0- 0	0- 0				
1- 11	0- 2	0- 3	CONFERENCE	0- 4	0- 0	1- 2				
1- 4	0- 2	0- 1	HOME	0- 1	0- 0	1- 0				
0- 7	0- 0	0- 2	AWAY	0- 3	0- 0	0- 2				
0- 0	0- 0	0- 0	NEUTRAL	0- 0	0- 0	0- 0				

RPI 1-25				RPI 26-50				RPI 51-100				RPI 101+ Team's RPI: 199			
RPI	S	Opponent	Score	RPI	S	Opponent	Score	RPI	S	Opponent	Score	RPI	S	Opponent	Score
1	H	UConn	41 84	30	A	Ohio St.	75 95	51	A	Michigan St.	73 93	167	H	Omaha	66 58
19	H	Maryland	49 93	32	H	Drake	70 84	52	A	Virginia Tech	67 76	182	A	Illinois	59 79
21	A	Creighton	64 80	33	H	Missouri	35 55	53	N	Washington St.	65 79	196	H	Rutgers	62 58
25	H	Michigan	51 84	40	H	California	65 86	56	H	Minnesota	69 79	202	H	San Jose St.	83 61
				45	A	Iowa	72 75	69	H	Colorado St.	62 59	208	A	Wisconsin	56 82
				49	H	Northwestern	58 62	74	N	Virginia	51 73	235	H	UTRGV	71 53
								79	A	Penn St.	69 86				
								96	A	Purdue	45 88				
LAST 12 Division I GAMES:															
208	A	Wisconsin	56 82	182	A	Illinois	59 79								
56	H	Minnesota	69 79	196	H	Rutgers	62 58								
30	A	Ohio St.	75 95	51	A	Michigan St.	73 93								
96	A	Purdue	45 88	19	H	Maryland	49 93								
25	H	Michigan	51 84	45	A	Iowa	72 75								
79	A	Penn St.	69 86	49	H	Northwestern	58 62								

Non-Div I Games:

Nebraska

■ Loss, 
■ Non-Conf, 
■ S Site, 
■ H Home 
■ A Away 
N Neutral

Average RPI Win: <b>237</b>	WON-LOST	WINNING	LAST 10	STRENGTH OF	OPP. STRENGTH	TEAM	ADJ.	CONF.	ADJ CONF.
Average RPI Loss: <b>164</b>	RECORD	PCT. RANK	GAMES	SCHEDULE	OF SCHEDULE	RPI	RPI	RPI	RPI
DIV. I ONLY	7- 14	262	2- 8	249	155	286	286	13	13
DIV. I NON-CONF.	5- 5	165	1- 0	318	213	272	272	15	15
TOTALS	RPI 1-25	RPI 26-50	W-L RECORDS	RPI 51-100	RPI 101-150	RPI 150+			
7- 14	0- 0	0- 0	OVERALL	1- 2	1- 3	5- 9			
4- 8	0- 0	0- 0	HOME	1- 1	1- 3	2- 4			
3- 6	0- 0	0- 0	AWAY	0- 1	0- 0	3- 5			
0- 0	0- 0	0- 0	NEUTRAL	0- 0	0- 0	0- 0			
5- 5	0- 0	0- 0	NON-CONFERENCE	0- 1	1- 2	4- 2			
3- 4	0- 0	0- 0	HOME	0- 1	1- 2	2- 1			
2- 1	0- 0	0- 0	AWAY	0- 0	0- 0	2- 1			
0- 0	0- 0	0- 0	NEUTRAL	0- 0	0- 0	0- 0			
2- 9	0- 0	0- 0	CONFERENCE	1- 1	0- 1	1- 7			
1- 4	0- 0	0- 0	HOME	1- 0	0- 1	0- 3			
1- 5	0- 0	0- 0	AWAY	0- 1	0- 0	1- 4			
0- 0	0- 0	0- 0	NEUTRAL	0- 0	0- 0	0- 0			

N  
e  
v  
a  
d  
aN  
e  
v  
a  
d  
a

RPI 1-25				RPI 26-50				RPI 51-100				RPI 101+ Team's RPI: 286			
RPI	S	Opponent	Score	RPI	S	Opponent	Score	RPI	S	Opponent	Score	RPI	S	Opponent	Score
								63	H	Utah	50 80	103	H	Wyoming	59 72
								85	H	Boise St.	69 62	109	H	Long Beach St.	93 97
								86	A	UNLV	41 60	119	H	Navy	62 79
												145	H	Memphis	75 67
												154	A	New Mexico	50 59
												154	H	New Mexico	63 69
												157	A	Fresno St.	54 68
												157	H	Fresno St.	70 71
												185	H	Utah St.	69 81
												202	A	San Jose St.	84 107
												215	A	San Diego	54 70
												249	H	Hawaii	67 59
												261	A	San Diego St.	78 83
												277	H	Portland	72 59
												287	A	Sacramento St.	99 95
												307	A	Pepperdine	69 60
												310	A	Air Force	56 51
												328	H	UC Irvine	59 72
LAST 12 Division I GAMES:															
				86	A	UNLV	41 60	103	H	Wyoming	59 72				
				185	H	Utah St.	69 81	154	H	New Mexico	63 69				
				154	A	New Mexico	50 59	261	A	San Diego St.	78 83				
				85	H	Boise St.	69 62	157	H	Fresno St.	70 71				
				157	A	Fresno St.	54 68	202	A	San Jose St.	84 107				
				310	A	Air Force	56 51	249	H	Hawaii	67 59				

Non-Div I Games: Holy Names 70 42

Nevada

Average RPI Win:	238	WON-LOST	WINNING	LAST 10	STRENGTH OF	OPP. STRENGTH	TEAM	ADJ.	CONF.	ADJ CONF.
Average RPI Loss:	99	RECORD	PCT. RANK	GAMES	SCHEDULE	OF SCHEDULE	RPI	RPI	RPI	RPI
DIV. I ONLY	19- 4	15	9- 1	290	220	93	93	22	22	
DIV. I NON-CONF.	9- 3	63	1- 0	298	224	131	131	22	22	
TOTALS	RPI 1-25	RPI 26-50	W-L RECORDS	RPI 51-100	RPI 101-150	RPI 150+				
19- 4	0- 1	0- 0	OVERALL	0- 1	2- 2	17- 0				
11- 1	0- 0	0- 0	HOME	0- 0	2- 1	9- 0				
8- 3	0- 1	0- 0	AWAY	0- 1	0- 1	8- 0				
0- 0	0- 0	0- 0	NEUTRAL	0- 0	0- 0	0- 0				
9- 3	0- 1	0- 0	NON-CONFERENCE	0- 1	0- 1	9- 0				
5- 1	0- 0	0- 0	HOME	0- 0	0- 1	5- 0				
4- 2	0- 1	0- 0	AWAY	0- 1	0- 0	4- 0				
0- 0	0- 0	0- 0	NEUTRAL	0- 0	0- 0	0- 0				
10- 1	0- 0	0- 0	CONFERENCE	0- 0	2- 1	8- 0				
6- 0	0- 0	0- 0	HOME	0- 0	2- 0	4- 0				
4- 1	0- 0	0- 0	AWAY	0- 0	0- 1	4- 0				
0- 0	0- 0	0- 0	NEUTRAL	0- 0	0- 0	0- 0				

RPI 1-25				RPI 26-50				RPI 51-100 Team's RPI: 93				RPI 101+			
RPI	S	Opponent	Score	RPI	S	Opponent	Score	RPI	S	Opponent	Score	RPI	S	Opponent	Score
16	A	Kentucky	43 92					91	A	Cornell	56 61	128	H	Maine	50 44
												140	A	Albany (NY)	55 64
												140	H	Albany (NY)	71 58
												150	H	Yale	58 64
												166	H	Hartford	58 50
												183	A	Northeastern	66 63
												200	A	Siena	77 67
												206	H	Sacred Heart	71 43
												207	A	Binghamton	70 62
												213	H	Dartmouth	64 47
												231	H	UMBC	60 50
												248	A	Stony Brook	56 45
												248	H	Stony Brook	49 46
												266	A	Boston U.	59 51
												268	A	Vermont	57 49
												268	H	Vermont	66 47
												269	A	Manhattan	59 42
												301	H	Bryant	62 60
												306	H	Central Conn. St.	56 52
												339	A	UMass Lowell	76 57
												343	H	Wagner	73 40
LAST 12 Division I GAMES:															
268	H	Vermont	66 47	128	H	Maine	50 44								
140	A	Albany (NY)	55 64	268	A	Vermont	57 49								
248	A	Stony Brook	56 45	207	A	Binghamton	70 62								
231	H	UMBC	60 50	140	H	Albany (NY)	71 58								
339	A	UMass Lowell	76 57	248	H	Stony Brook	49 46								
166	H	Hartford	58 50	213	H	Dartmouth	64 47								

Non-Div I Games: New England Col. 58 38

New Hampshire

■ Loss, 
 ■ Non-Conf, S Site, 
 ■ Home 
 ■ Away 
 N Neutral

Average RPI Win:	222	WON-LOST	WINNING	LAST 10	STRENGTH OF	OPP. STRENGTH	TEAM	ADJ.	CONF.	ADJ CONF.
Average RPI Loss:	96	RECORD	PCT. RANK	GAMES	SCHEDULE	OF SCHEDULE	RPI	RPI	RPI	RPI
DIV. I ONLY	13- 10	138	5- 4	148	132	154	154	13	13	
DIV. I NON-CONF.	4- 6	209	0- 0	182	102	244	244	15	15	
TOTALS	RPI 1-25	RPI 26-50	W-L RECORDS	RPI 51-100	RPI 101-150	RPI 150+				
13- 10	0- 0	0- 1	OVERALL	2- 5	0- 3	11- 1				
9- 5	0- 0	0- 0	HOME	2- 3	0- 2	7- 0				
4- 5	0- 0	0- 1	AWAY	0- 2	0- 1	4- 1				
0- 0	0- 0	0- 0	NEUTRAL	0- 0	0- 0	0- 0				
4- 6	0- 0	0- 1	NON-CONFERENCE	1- 2	0- 2	3- 1				
4- 3	0- 0	0- 0	HOME	1- 1	0- 2	3- 0				
0- 3	0- 0	0- 1	AWAY	0- 1	0- 0	0- 1				
0- 0	0- 0	0- 0	NEUTRAL	0- 0	0- 0	0- 0				
9- 4	0- 0	0- 0	CONFERENCE	1- 3	0- 1	8- 0				
5- 2	0- 0	0- 0	HOME	1- 2	0- 0	4- 0				
4- 2	0- 0	0- 0	AWAY	0- 1	0- 1	4- 0				
0- 0	0- 0	0- 0	NEUTRAL	0- 0	0- 0	0- 0				

RPI 1-25				RPI 26-50				RPI 51-100				RPI 101+				Team's RPI: 154	
RPI	S	Opponent	Score	RPI	S	Opponent	Score	RPI	S	Opponent	Score	RPI	S	Opponent	Score		
				42	A	Marquette	52 62	56	H	Minnesota	65 69	103	A	Wyoming	52 68		
								69	H	Colorado St.	63 78	116	H	Saint Joseph's	67 79		
								76	A	Texas Tech	58 69	129	H	Tulsa	64 67		
								85	H	Boise St.	75 68	157	A	Fresno St.	80 54		
								86	A	UNLV	42 56	185	A	Utah St.	68 58		
								86	H	UNLV	52 61	185	H	Utah St.	78 67		
								94	H	SMU	64 49	195	A	New Mexico St.	70 77		
												195	H	New Mexico St.	84 55		
												202	A	San Jose St.	82 72		
												261	H	San Diego St.	85 42		
												286	A	Nevada	69 63		
												286	H	Nevada	59 50		
												293	H	UTEP	79 66		
												310	H	Air Force	81 64		
												346	H	Fairleigh Dickinson	83 56		
LAST 12 Division I GAMES:																	
				310	H	Air Force	81 64	85	H	Boise St.	75 68						
				202	A	San Jose St.	82 72	69	H	Colorado St.	63 78						
				86	H	UNLV	52 61	86	A	UNLV	42 56						
				286	H	Nevada	59 50	286	A	Nevada	69 63						
				185	A	Utah St.	68 58	185	H	Utah St.	78 67						
				103	A	Wyoming	52 68	261	H	San Diego St.	85 42						

Non-Div I Games: Northern N.M. 87 47

New Mexico

■ Loss, 
 ■ Non-Conf, S Site, 
 ■ Home 
 ■ Away 
 N Neutral

Average RPI Win:	279	WON-LOST	WINNING	LAST 10	STRENGTH OF	OPP. STRENGTH	TEAM	ADJ.	CONF.	ADJ CONF.
Average RPI Loss:	136	RECORD	PCT. RANK	GAMES	SCHEDULE	OF SCHEDULE	RPI	RPI	RPI	RPI
DIV. I ONLY	15- 6	62	9- 0	342	192	195	195	29	29	
DIV. I NON-CONF.	6- 6	165	0- 2	293	120	215	215	30	30	
TOTALS	RPI 1-25	RPI 26-50	W-L RECORDS	RPI 51-100	RPI 101-150	RPI 150+				
15- 6	0- 0	0- 1	OVERALL	0- 1	0- 1	15- 3				
8- 1	0- 0	0- 0	HOME	0- 0	0- 1	8- 0				
6- 2	0- 0	0- 0	AWAY	0- 0	0- 0	6- 2				
1- 3	0- 0	0- 1	NEUTRAL	0- 1	0- 0	1- 1				
6- 6	0- 0	0- 1	NON-CONFERENCE	0- 1	0- 1	6- 3				
3- 1	0- 0	0- 0	HOME	0- 0	0- 1	3- 0				
2- 2	0- 0	0- 0	AWAY	0- 0	0- 0	2- 2				
1- 3	0- 0	0- 1	NEUTRAL	0- 1	0- 0	1- 1				
9- 0	0- 0	0- 0	CONFERENCE	0- 0	0- 0	9- 0				
5- 0	0- 0	0- 0	HOME	0- 0	0- 0	5- 0				
4- 0	0- 0	0- 0	AWAY	0- 0	0- 0	4- 0				
0- 0	0- 0	0- 0	NEUTRAL	0- 0	0- 0	0- 0				

RPI S	Opponent	Score	RPI S	Opponent	Score	RPI S	Opponent	Score	RPI S	Opponent	Score	Team's RPI: 195
48 N	Quinnipiac	46 49	86 N	UNLV	47 52	124 H	Arizona	63 74	152 N	Santa Clara	46 60	
						154 A	New Mexico	55 84	154 H	New Mexico	77 70	
						202 H	San Jose St.	66 55	224 H	Seattle U	73 69	
						225 A	Grand Canyon	81 65	249 A	Hawaii	53 56	
						287 N	Sacramento St.	99 73	290 A	CSU Bakersfield	64 55	
						290 H	CSU Bakersfield	69 55	291 A	Northern Ariz.	79 68	
						293 A	UTEP	67 59	307 H	Pepperdine	75 66	
						314 A	UMKC	60 43	314 H	UMKC	78 72	
						329 A	Chicago St.	65 54	329 H	Chicago St.	100 63	
						331 H	Utah Valley	63 46				
LAST 12 Division I GAMES:												
290 H	CSU Bakersfield	69 55	225 A	Grand Canyon	81 65							
329 A	Chicago St.	65 54	329 H	Chicago St.	100 63							
331 H	Utah Valley	63 46	314 H	UMKC	78 72							
224 H	Seattle U	73 69	152 N	Santa Clara	46 60							
314 A	UMKC	60 43	86 N	UNLV	47 52							
290 A	CSU Bakersfield	64 55	48 N	Quinnipiac	46 49							

Non-Div I Games: N.M. Highlands 94 37 Western N.M. 85 28

New Mexico St.

■ Loss, 
■ Non-Conf, S Site, 
■ Home 
■ Away 
N Neutral

Average RPI Win:	294	WON-LOST	WINNING	LAST 10	STRENGTH OF	OPP. STRENGTH	TEAM	ADJ.	CONF.	ADJ CONF.
Average RPI Loss:	116	RECORD	PCT. RANK	GAMES	SCHEDULE	OF SCHEDULE	RPI	RPI	RPI	RPI
DIV. I ONLY	9- 10	198	6- 4	209	279	198	198	27	27	
DIV. I NON-CONF.	2- 5	259	0- 0	88	96	181	181	27	27	
TOTALS	RPI 1-25	RPI 26-50	W-L RECORDS	RPI 51-100	RPI 101-150	RPI 150+				
9- 10	0- 1	0- 0	OVERALL	0- 2	0- 6	9- 1				
5- 3	0- 0	0- 0	HOME	0- 1	0- 1	5- 1				
4- 7	0- 1	0- 0	AWAY	0- 1	0- 5	4- 0				
0- 0	0- 0	0- 0	NEUTRAL	0- 0	0- 0	0- 0				
2- 5	0- 1	0- 0	NON-CONFERENCE	0- 1	0- 2	2- 1				
1- 1	0- 0	0- 0	HOME	0- 0	0- 0	1- 1				
1- 4	0- 1	0- 0	AWAY	0- 1	0- 2	1- 0				
0- 0	0- 0	0- 0	NEUTRAL	0- 0	0- 0	0- 0				
7- 5	0- 0	0- 0	CONFERENCE	0- 1	0- 4	7- 0				
4- 2	0- 0	0- 0	HOME	0- 1	0- 1	4- 0				
3- 3	0- 0	0- 0	AWAY	0- 0	0- 3	3- 0				
0- 0	0- 0	0- 0	NEUTRAL	0- 0	0- 0	0- 0				

RPI 1-25				RPI 26-50				RPI 51-100				RPI 101+ Team's RPI: 198			
RPI	S	Opponent	Score	RPI	S	Opponent	Score	RPI	S	Opponent	Score	RPI	S	Opponent	Score
7	A	Texas	48 80					71	A	Iowa St.	63 100	105	A	SFA	61 88
								99	H	Central Ark.	51 55	111	A	Southern Miss.	53 78
												122	A	Alabama	57 78
												125	A	Abilene Christian	55 68
												135	A	Lamar University	42 73
												135	H	Lamar University	55 66
												203	H	Texas Southern	63 57
												245	H	South Ala.	62 65
												251	A	Jacksonville St.	81 79
												257	A	McNeese	71 59
												289	H	A&M-Corpus Christi	75 54
												302	H	Nicholls St.	81 77
												333	A	Incarnate Word	71 67
												333	H	Incarnate Word	84 58
												337	H	Sam Houston St.	78 49
												342	A	Houston Baptist	73 63
LAST 12 Division I GAMES:															
333	H	Incarnate Word	84 58	342	A	Houston Baptist	73 63								
302	H	Nicholls St.	81 77	337	H	Sam Houston St.	78 49								
135	H	Lamar University	55 66	333	A	Incarnate Word	71 67								
105	A	SFA	61 88	135	A	Lamar University	42 73								
257	A	McNeese	71 59	125	A	Abilene Christian	55 68								
99	H	Central Ark.	51 55	289	H	A&M-Corpus Christi	75 54								

Non-Div I Games: Blue Mountain 75 37 Crowley's Ridge 123 33 Trinity Baptist 100 35

New Orleans

Loss, Non-Conf, S Site, H Home A Away N Neutral



## Niagara

Through Games Of Feb. 9, 2017

Average RPI Win: <b>224</b>	WON-LOST	WINNING	LAST 10	STRENGTH OF	OPP. STRENGTH	TEAM	ADJ.	CONF.	ADJ CONF.
Average RPI Loss: <b>128</b>	RECORD	PCT. RANK	GAMES	SCHEDULE	OF SCHEDULE	RPI	RPI	RPI	RPI
DIV. I ONLY	6- 17	295	2- 8	71	200	219	219	17	17
DIV. I NON-CONF.	3- 6	230	0- 0	5	143	86	86	17	17
TOTALS	RPI 1-25	RPI 26-50	W-L RECORDS	RPI 51-100	RPI 101-150	RPI 150+			
6- 17	0- 2	0- 3	OVERALL	0- 2	0- 4	6- 6			
4- 7	0- 1	0- 1	HOME	0- 0	0- 2	4- 3			
2- 10	0- 1	0- 2	AWAY	0- 2	0- 2	2- 3			
0- 0	0- 0	0- 0	NEUTRAL	0- 0	0- 0	0- 0			
3- 6	0- 2	0- 1	NON-CONFERENCE	0- 2	0- 1	3- 0			
2- 1	0- 1	0- 0	HOME	0- 0	0- 0	2- 0			
1- 5	0- 1	0- 1	AWAY	0- 2	0- 1	1- 0			
0- 0	0- 0	0- 0	NEUTRAL	0- 0	0- 0	0- 0			
3- 11	0- 0	0- 2	CONFERENCE	0- 0	0- 3	3- 6			
2- 6	0- 0	0- 1	HOME	0- 0	0- 2	2- 3			
1- 5	0- 0	0- 1	AWAY	0- 0	0- 1	1- 3			
0- 0	0- 0	0- 0	NEUTRAL	0- 0	0- 0	0- 0			

RPI 1-25				RPI 26-50				RPI 51-100				RPI 101+ Team's RPI: 219			
RPI	S	Opponent	Score	RPI	S	Opponent	Score	RPI	S	Opponent	Score	RPI	S	Opponent	Score
19	H	Maryland	64 <b>96</b>	35	A	Syracuse	60 <b>109</b>	60	A	Buffalo	63 <b>73</b>	112	A	Fordham	69 <b>92</b>
25	A	Michigan	35 <b>107</b>	48	A	Quinnipiac	45 <b>61</b>	72	A	Drexel	57 <b>69</b>	126	H	Rider	58 <b>78</b>
				48	H	Quinnipiac	64 <b>71</b>					147	A	Iona	61 <b>68</b>
												147	H	Iona	55 <b>65</b>
												166	H	Hartford	75 62
												180	A	Fairfield	63 <b>66</b>
												180	H	Fairfield	55 <b>65</b>
												191	A	Cleveland St.	67 49
												200	A	Siena	53 <b>71</b>
												222	H	St. Bonaventure	65 43
												226	H	Monmouth	66 45
												228	H	Marist	58 <b>60</b>
												246	H	Canisius	57 <b>65</b>
												269	A	Manhattan	62 59
												269	H	Manhattan	65 42
												309	A	Saint Peter's	66 <b>78</b>
LAST 12 Division I GAMES:															
269	H	Manhattan	65 42	269	A	Manhattan	62 59								
147	H	Iona	55 <b>65</b>	147	A	Iona	61 <b>68</b>								
180	A	Fairfield	63 <b>66</b>	228	H	Marist	58 <b>60</b>								
48	A	Quinnipiac	45 <b>61</b>	48	H	Quinnipiac	64 <b>71</b>								
180	H	Fairfield	55 <b>65</b>	200	A	Siena	53 <b>71</b>								
246	H	Canisius	57 <b>65</b>	309	A	Saint Peter's	66 <b>78</b>								

Non-Div I Games:

Niagara

■ Loss, 
 ■ Non-Conf, S Site, 
 ■ Home 
 ■ Away 
 N Neutral

Average RPI Win:	293	WON-LOST	WINNING	LAST 10	STRENGTH OF	OPP. STRENGTH	TEAM	ADJ.	CONF.	ADJ CONF.
Average RPI Loss:	189	RECORD	PCT. RANK	GAMES	SCHEDULE	OF SCHEDULE	RPI	RPI	RPI	RPI
DIV. I ONLY	8- 15	259	4- 6	307	319	302	302	27	27	
DIV. I NON-CONF.	3- 8	262	0- 0	275	322	302	302	27	27	
TOTALS	RPI 1-25	RPI 26-50	W-L RECORDS	RPI 51-100	RPI 101-150	RPI 150+				
8- 15	0- 0	0- 0	OVERALL	0- 2	1- 5	7- 8				
5- 4	0- 0	0- 0	HOME	0- 0	1- 3	4- 1				
3- 10	0- 0	0- 0	AWAY	0- 0	0- 0	3- 1				
0- 1	0- 0	0- 0	NEUTRAL	0- 0	0- 0	0- 1				
3- 8	0- 0	0- 0	NON-CONFERENCE	0- 2	0- 2	3- 4				
2- 1	0- 0	0- 0	HOME	0- 0	0- 1	2- 0				
1- 6	0- 0	0- 0	AWAY	0- 2	0- 1	1- 3				
0- 1	0- 0	0- 0	NEUTRAL	0- 0	0- 0	0- 1				
5- 7	0- 0	0- 0	CONFERENCE	0- 0	1- 3	4- 4				
3- 3	0- 0	0- 0	HOME	0- 0	1- 2	2- 1				
2- 4	0- 0	0- 0	AWAY	0- 0	0- 1	2- 3				
0- 0	0- 0	0- 0	NEUTRAL	0- 0	0- 0	0- 0				

RPI 1-25				RPI 26-50				RPI 51-100				RPI 101+				Team's RPI: 302	
RPI	S	Opponent	Score	RPI	S	Opponent	Score	RPI	S	Opponent	Score	RPI	S	Opponent	Score		
								77	A	Gonzaga	46	78	105	A	SFA	55	80
								83	A	Jacksonville	71	76	105	H	SFA	77	82
													110	H	Troy	75	100
													125	H	Abilene Christian	73	89
													135	H	Lamar University	78	67
													145	A	Memphis	62	73
													163	A	Louisiana Tech	52	68
													198	A	New Orleans	77	81
													229	A	Grambling	71	60
													251	A	Jacksonville St.	52	75
													276	N	North Florida	74	77
													283	A	Prairie View	67	69
													289	A	A&M-Corpus Christi	60	65
													289	H	A&M-Corpus Christi	74	54
													298	A	Northwestern St.	58	75
													330	H	La.-Monroe	73	54
													333	H	Incarnate Word	52	78
													335	A	Southeastern La.	76	60
													337	A	Sam Houston St.	66	59
													342	H	Houston Baptist	76	57
													348	H	Jackson St.	83	76
LAST 12 Division I GAMES:																	
105	H	SFA	77	82	125	H	Abilene Christian	73	89								
198	A	New Orleans	77	81	105	A	SFA	55	80								
335	A	Southeastern La.	76	60	298	A	Northwestern St.	58	75								
289	A	A&M-Corpus Christi	60	65	337	A	Sam Houston St.	66	59								
342	H	Houston Baptist	76	57	289	H	A&M-Corpus Christi	74	54								
135	H	Lamar University	78	67	333	H	Incarnate Word	52	78								

Non-Div I Games:

Nicholls St.

■ Loss, 
 ■ Non-Conf, 
 ■ S Site, 
 ■ Home 
 ■ A Away 
 N Neutral

Average RPI Win:	314	WON-LOST	WINNING	LAST 10	STRENGTH OF	OPP. STRENGTH	TEAM	ADJ.	CONF.	ADJ CONF.
Average RPI Loss:	189	RECORD	PCT. RANK	GAMES	SCHEDULE	OF SCHEDULE	RPI	RPI	RPI	RPI
DIV. I ONLY	10- 10	168	7- 3	345	320	272	272	32	32	
DIV. I NON-CONF.	3- 7	250	0- 2	302	277	262	262	31	31	
TOTALS	RPI 1-25	RPI 26-50	W-L RECORDS	RPI 51-100	RPI 101-150	RPI 150+				
10- 10	0- 0	0- 0	OVERALL	0- 0	0- 2	10- 8				
3- 3	0- 0	0- 0	HOME	0- 0	0- 1	3- 2				
7- 6	0- 0	0- 0	AWAY	0- 0	0- 1	7- 5				
0- 1	0- 0	0- 0	NEUTRAL	0- 0	0- 0	0- 1				
3- 7	0- 0	0- 0	NON-CONFERENCE	0- 0	0- 2	3- 5				
0- 1	0- 0	0- 0	HOME	0- 0	0- 1	0- 0				
3- 5	0- 0	0- 0	AWAY	0- 0	0- 1	3- 4				
0- 1	0- 0	0- 0	NEUTRAL	0- 0	0- 0	0- 1				
7- 3	0- 0	0- 0	CONFERENCE	0- 0	0- 0	7- 3				
3- 2	0- 0	0- 0	HOME	0- 0	0- 0	3- 2				
4- 1	0- 0	0- 0	AWAY	0- 0	0- 0	4- 1				
0- 0	0- 0	0- 0	NEUTRAL	0- 0	0- 0	0- 0				

RPI 1-25			RPI 26-50			RPI 51-100			RPI 101+			Team's RPI: 272
RPI	S	Opponent	Score	RPI	S	Opponent	Score	RPI	S	Opponent	Score	
								133	H	William & Mary	52	65
								139	A	Old Dominion	54	65
								156	H	Hampton	57	58
								165	A	George Mason	33	60
								166	N	Hartford	51	61
								169	A	Towson	58	61
								218	A	UNCW	56	64
								230	A	UNCG	52	59
								247	H	Bethune-Cookman	58	68
								262	A	Savannah St.	53	59
								262	H	Savannah St.	61	55
								278	H	N.C. A&T	69	53
								288	A	High Point	63	60
								296	A	Coppin St.	49	45
								305	A	Lehigh	81	57
								336	A	Longwood	85	56
								340	A	South Carolina St.	68	53
								344	H	N.C. Central	71	40
								345	A	Delaware St.	82	74
								347	A	Morgan St.	56	47
LAST 12 Division I GAMES:												
262	A	Savannah St.	53	59	345	A	Delaware St.	82	74			
340	A	South Carolina St.	68	53	344	H	N.C. Central	71	40			
278	H	N.C. A&T	69	53	262	H	Savannah St.	61	55			
247	H	Bethune-Cookman	58	68	347	A	Morgan St.	56	47			
296	A	Coppin St.	49	45	169	A	Towson	58	61			
156	H	Hampton	57	58	230	A	UNCG	52	59			

Non-Div I Games: Lincoln (PA) 62 28 Saint Augustine's 99 59

Norfolk St.

■ Loss, 
 ■ Non-Conf, 
 ■ S Site, 
 ■ Home 
 ■ Away 
 N Neutral

## North Carolina

Through Games Of Feb. 9, 2017

Average RPI Win:	173	WON-LOST	WINNING	LAST 10	STRENGTH OF	OPP. STRENGTH	TEAM	ADJ.	CONF.	ADJ CONF.
Average RPI Loss:	57	RECORD	PCT. RANK	GAMES	SCHEDULE	OF SCHEDULE	RPI	RPI	RPI	RPI
DIV. I ONLY	13- 11	150	2- 3	53	66	100	100	3	3	
DIV. I NON-CONF.	11- 2	24	1- 0	168	200	69	69	4	4	
TOTALS	RPI 1-25	RPI 26-50	W-L RECORDS	RPI 51-100	RPI 101-150	RPI 150+				
13- 11	0- 5	2- 1	OVERALL	4- 2	0- 1	7- 2				
10- 4	0- 2	2- 0	HOME	2- 1	0- 0	6- 1				
1- 5	0- 2	0- 0	AWAY	0- 1	0- 1	1- 1				
2- 2	0- 1	0- 1	NEUTRAL	2- 0	0- 0	0- 0				
11- 2	0- 1	1- 1	NON-CONFERENCE	3- 0	0- 0	7- 0				
8- 0	0- 0	1- 0	HOME	1- 0	0- 0	6- 0				
1- 0	0- 0	0- 0	AWAY	0- 0	0- 0	1- 0				
2- 2	0- 1	0- 1	NEUTRAL	2- 0	0- 0	0- 0				
2- 9	0- 4	1- 0	CONFERENCE	1- 2	0- 1	0- 2				
2- 4	0- 2	1- 0	HOME	1- 1	0- 0	0- 1				
0- 5	0- 2	0- 0	AWAY	0- 1	0- 1	0- 1				
0- 0	0- 0	0- 0	NEUTRAL	0- 0	0- 0	0- 0				

RPI	S	Opponent	Score	RPI	S	Opponent	Score	RPI	S	Opponent	Score	RPI	S	Opponent	Score
2	H	Notre Dame	55 77	28	N	South Fla.	55 83	52	A	Virginia Tech	68 76	108	A	Clemson	67 78
5	H	Florida St.	77 90	29	H	Elon	78 73	56	N	Minnesota	91 77	158	A	Pittsburgh	48 68
11	A	Duke	58 70	34	H	North Carolina St.	83 70	57	H	Wake Forest	77 80	159	H	Boston College	77 88
20	A	Miami (FL)	88 100					68	H	Bucknell	65 50	208	A	Wisconsin	72 59
23	N	LSU	43 70					74	H	Virginia	67 58	209	H	Alabama St.	84 54
								83	N	Jacksonville	87 57	250	H	Marshall	75 53
												256	H	Charleston So.	93 77
												296	H	Coppin St.	90 55
												340	H	South Carolina St.	82 49
												349	H	Alabama A&M	80 35
LAST 12 Division I GAMES:															
56	N	Minnesota	91 77	57	H	Wake Forest	77 80								
159	H	Boston College	77 88	158	A	Pittsburgh	48 68								
108	A	Clemson	67 78	11	A	Duke	58 70								
34	H	North Carolina St.	83 70	74	H	Virginia	67 58								
20	A	Miami (FL)	88 100	5	H	Florida St.	77 90								
2	H	Notre Dame	55 77	52	A	Virginia Tech	68 76								

Non-Div I Games:

North Carolina

■ Loss, 
 ■ Non-Conf, 
 ■ S Site, 
 ■ H Home 
 ■ A Away 
 N Neutral

Average RPI Win:	146	WON-LOST	WINNING	LAST 10	STRENGTH OF	OPP. STRENGTH	TEAM	ADJ.	CONF.	ADJ CONF.
Average RPI Loss:	41	RECORD	PCT. RANK	GAMES	SCHEDULE	OF SCHEDULE	RPI	RPI	RPI	RPI
DIV. I ONLY	18- 6	40	7- 3	57	41	34	34	3	3	
DIV. I NON-CONF.	10- 3	54	1- 0	257	137	108	108	4	4	
TOTALS	RPI 1-25	RPI 26-50	W-L RECORDS	RPI 51-100	RPI 101-150	RPI 150+				
18- 6	4- 3	2- 2	OVERALL	1- 1	1- 0	10- 0				
12- 1	2- 1	1- 0	HOME	0- 0	1- 0	8- 0				
5- 3	2- 0	1- 2	AWAY	1- 1	0- 0	1- 0				
1- 2	0- 2	0- 0	NEUTRAL	0- 0	0- 0	1- 0				
10- 3	0- 2	1- 1	NON-CONFERENCE	0- 0	0- 0	9- 0				
8- 0	0- 0	1- 0	HOME	0- 0	0- 0	7- 0				
1- 1	0- 0	0- 1	AWAY	0- 0	0- 0	1- 0				
1- 2	0- 2	0- 0	NEUTRAL	0- 0	0- 0	1- 0				
8- 3	4- 1	1- 1	CONFERENCE	1- 1	1- 0	1- 0				
4- 1	2- 1	0- 0	HOME	0- 0	1- 0	1- 0				
4- 2	2- 0	1- 1	AWAY	1- 1	0- 0	0- 0				
0- 0	0- 0	0- 0	NEUTRAL	0- 0	0- 0	0- 0				

RPI 1-25				RPI 26-50				Team's RPI: 34	RPI 51-100				RPI 101+			
RPI	S	Opponent	Score	RPI	S	Opponent	Score		RPI	S	Opponent	Score	RPI	S	Opponent	Score
2	H	Notre Dame	70 62	35	A	Syracuse	75 85		57	A	Wake Forest	65 50	108	H	Clemson	65 53
5	A	Florida St.	70 61	43	A	Tulane	58 63		100	A	North Carolina	70 83	156	H	Hampton	81 56
11	H	Duke	55 52	46	A	Georgia Tech	75 67						158	H	Pittsburgh	55 42
12	A	Louisville	72 70	50	H	Indiana	84 70						181	H	Col. of Charleston	91 47
20	H	Miami (FL)	64 67										218	H	UNCW	86 54
22	N	Kansas St.	50 67										233	H	Wofford	80 40
23	N	LSU	58 59										240	H	UMES	77 58
													245	A	South Ala.	74 31
													276	H	North Florida	78 52
													293	N	UTEP	71 55
													344	H	N.C. Central	83 33
LAST 12 Division I GAMES:																
46	A	Georgia Tech	75 67	35	A	Syracuse	75 85		57	A	Wake Forest	65 50	20	H	Miami (FL)	64 67
12	A	Louisville	72 70	57	A	Wake Forest	65 50		5	A	Florida St.	70 61	2	H	Notre Dame	70 62
100	A	North Carolina	70 83	20	H	Miami (FL)	64 67		245	A	South Ala.	74 31				
158	H	Pittsburgh	55 42	5	A	Florida St.	70 61									
108	H	Clemson	65 53	2	H	Notre Dame	70 62									
11	H	Duke	55 52													

Non-Div I Games:

North Carolina St.

■ Loss, 
■ Non-Conf, S Site, 
■ Home 
■ Away 
N Neutral

North Dakota

Through Games Of Feb. 9, 2017

Average RPI Win:	238	WON-LOST	WINNING	LAST 10	STRENGTH OF	OPP. STRENGTH	TEAM	ADJ.	CONF.	ADJ CONF.
Average RPI Loss:	65	RECORD	PCT. RANK	GAMES	SCHEDULE	OF SCHEDULE	RPI	RPI	RPI	RPI
DIV. I ONLY	14- 7	80	9- 1	217	130	123	123	19	19	
DIV. I NON-CONF.	3- 6	230	0- 0	112	16	173	173	18	18	
TOTALS	RPI 1-25	RPI 26-50	W-L RECORDS	RPI 51-100	RPI 101-150	RPI 150+				
14- 7	0- 0	0- 3	OVERALL	0- 3	3- 1	11- 0				
6- 4	0- 0	0- 3	HOME	0- 1	1- 0	5- 0				
8- 3	0- 0	0- 0	AWAY	0- 2	2- 1	6- 0				
0- 0	0- 0	0- 0	NEUTRAL	0- 0	0- 0	0- 0				
3- 6	0- 0	0- 3	NON-CONFERENCE	0- 2	1- 1	2- 0				
1- 3	0- 0	0- 3	HOME	0- 0	1- 0	0- 0				
2- 3	0- 0	0- 0	AWAY	0- 2	0- 1	2- 0				
0- 0	0- 0	0- 0	NEUTRAL	0- 0	0- 0	0- 0				
11- 1	0- 0	0- 0	CONFERENCE	0- 1	2- 0	9- 0				
5- 1	0- 0	0- 0	HOME	0- 1	0- 0	5- 0				
6- 0	0- 0	0- 0	AWAY	0- 0	2- 0	4- 0				
0- 0	0- 0	0- 0	NEUTRAL	0- 0	0- 0	0- 0				

RPI S	Opponent	Score	RPI S	Opponent	Score	RPI S	Opponent	Score	RPI S	Opponent	Score	Team's RPI: 123
32	H Drake	91 99	54	A UNI	53 74	106	A Northern Colo.	57 51	146	A Kansas	71 76	
37	H South Dakota St.	72 83	65	H Montana St.	71 74	148	A Eastern Wash.	75 71	149	H San Francisco	71 63	
45	H Iowa	60 75	76	A Texas Tech	80 90	177	A Idaho St.	65 62	215	A San Diego	65 61	
						220	A Weber St.	70 65	252	H Portland St.	65 61	
						280	A North Dakota St.	76 55	287	H Sacramento St.	94 71	
						291	A Northern Ariz.	80 78	291	H Northern Ariz.	88 69	
						295	A Southern Utah	68 65	295	H Southern Utah	75 70	
						327	H Montana	73 63				
LAST 12 Division I GAMES:												
148	A Eastern Wash.	75 71	327	H Montana	73 63							
106	A Northern Colo.	57 51	65	H Montana St.	71 74							
291	H Northern Ariz.	88 69	295	A Southern Utah	68 65							
295	H Southern Utah	75 70	291	A Northern Ariz.	80 78							
177	A Idaho St.	65 62	287	H Sacramento St.	94 71							
220	A Weber St.	70 65	252	H Portland St.	65 61							

Non-Div I Games: Mayville St. 70 43 Mary 79 67

North Dakota

Loss, Non-Conf, S Site, H Home A Away N Neutral

Average RPI Win:	230	WON-LOST	WINNING	LAST 10	STRENGTH OF	OPP. STRENGTH	TEAM	ADJ.	CONF.	ADJ CONF.
Average RPI Loss:	142	RECORD	PCT. RANK	GAMES	SCHEDULE	OF SCHEDULE	RPI	RPI	RPI	RPI
DIV. I ONLY	3- 19	330	3- 7	66	256	280	280	11	11	
DIV. I NON-CONF.	0- 11	335	0- 1	135	329	335	335	10	10	
TOTALS	RPI 1-25	RPI 26-50	W-L RECORDS	RPI 51-100	RPI 101-150	RPI 150+				
3- 19	0- 0	0- 2	OVERALL	1- 6	0- 2	2- 9				
2- 7	0- 0	0- 1	HOME	1- 2	0- 2	1- 2				
1- 10	0- 0	0- 1	AWAY	0- 3	0- 0	1- 6				
0- 2	0- 0	0- 0	NEUTRAL	0- 1	0- 0	0- 1				
0- 11	0- 0	0- 0	NON-CONFERENCE	0- 2	0- 1	0- 8				
0- 3	0- 0	0- 0	HOME	0- 1	0- 1	0- 1				
0- 6	0- 0	0- 0	AWAY	0- 0	0- 0	0- 6				
0- 2	0- 0	0- 0	NEUTRAL	0- 1	0- 0	0- 1				
3- 8	0- 0	0- 2	CONFERENCE	1- 4	0- 1	2- 1				
2- 4	0- 0	0- 1	HOME	1- 1	0- 1	1- 1				
1- 4	0- 0	0- 1	AWAY	0- 3	0- 0	1- 0				
0- 0	0- 0	0- 0	NEUTRAL	0- 0	0- 0	0- 0				

RPI 1-25				RPI 26-50				RPI 51-100				RPI 101+				Team's RPI: 280	
RPI	S	Opponent	Score	RPI	S	Opponent	Score	RPI	S	Opponent	Score	RPI	S	Opponent	Score		
				37	A	South Dakota St.	44 70	62	N	Central Mich.	55 77	123	H	North Dakota	55 76		
				37	H	South Dakota St.	66 69	67	A	South Dakota	48 80	132	H	Oral Roberts	50 70		
								67	H	South Dakota	83 73	162	A	Oakland	66 95		
								80	A	IUPUI	58 71	167	H	Omaha	60 80		
								87	H	Colorado	59 76	170	A	Providence	63 86		
								92	A	Western Ill.	81 110	174	A	Milwaukee	74 79		
								92	H	Western Ill.	60 87	175	H	Western Mich.	63 68		
												235	A	UTRGV	67 81		
												253	N	UC Santa Barbara	59 66		
												264	A	Cal Poly	46 73		
												297	A	Massachusetts	58 70		
												300	A	Denver	86 80		
												323	H	Fort Wayne	68 56		
LAST 12 Division I GAMES:																	
				92	H	Western Ill.	60 87	92	A	Western Ill.	81 110						
				37	A	South Dakota St.	44 70	323	H	Fort Wayne	68 56						
				132	H	Oral Roberts	50 70	67	H	South Dakota	83 73						
				67	A	South Dakota	48 80	300	A	Denver	86 80						
				80	A	IUPUI	58 71	37	H	South Dakota St.	66 69						
				167	H	Omaha	60 80	253	N	UC Santa Barbara	59 66						

Non-Div I Games: Mayville St. 93 44 Dickinson St. 70 63

North Dakota St.

Loss, Non-Conf, S Site, H Home A Away N Neutral

## North Florida

Through Games Of Feb. 9, 2017

Average RPI Win:	295	WON-LOST	WINNING	LAST 10	STRENGTH OF	OPP. STRENGTH	TEAM	ADJ.	CONF.	ADJ CONF.
Average RPI Loss:	159	RECORD	PCT. RANK	GAMES	SCHEDULE	OF SCHEDULE	RPI	RPI	RPI	RPI
DIV. I ONLY	5- 16	304	1- 8	163	272	276	276	24	24	
DIV. I NON-CONF.	4- 8	230	0- 2	175	284	234	234	23	23	
TOTALS	RPI 1-25	RPI 26-50	W-L RECORDS	RPI 51-100	RPI 101-150	RPI 150+				
5- 16	0- 1	0- 2	OVERALL	0- 3	0- 2	5- 8				
2- 6	0- 0	0- 0	HOME	0- 1	0- 1	2- 4				
2- 9	0- 1	0- 2	AWAY	0- 2	0- 1	2- 3				
1- 1	0- 0	0- 0	NEUTRAL	0- 0	0- 0	1- 1				
4- 8	0- 1	0- 2	NON-CONFERENCE	0- 0	0- 0	4- 5				
2- 2	0- 0	0- 0	HOME	0- 0	0- 0	2- 2				
1- 5	0- 1	0- 2	AWAY	0- 0	0- 0	1- 2				
1- 1	0- 0	0- 0	NEUTRAL	0- 0	0- 0	1- 1				
1- 8	0- 0	0- 0	CONFERENCE	0- 3	0- 2	1- 3				
0- 4	0- 0	0- 0	HOME	0- 1	0- 1	0- 2				
1- 4	0- 0	0- 0	AWAY	0- 2	0- 1	1- 1				
0- 0	0- 0	0- 0	NEUTRAL	0- 0	0- 0	0- 0				

RPI 1-25				RPI 26-50				RPI 51-100				RPI 101+ Team's RPI: 276			
RPI	S	Opponent	Score	RPI	S	Opponent	Score	RPI	S	Opponent	Score	RPI	S	Opponent	Score
5	A	Florida St.	39 95	28	A	South Fla.	42 78	83	A	Jacksonville	58 68	115	A	Stetson	44 68
				34	A	North Carolina St.	52 78	90	A	FGCU	46 69	115	H	Stetson	44 62
								90	H	FGCU	51 68	172	A	Xavier	46 83
												181	A	Col. of Charleston	60 47
												190	H	Morehead St.	65 84
												233	H	Wofford	60 79
												245	N	South Ala.	55 62
												247	A	Bethune-Cookman	50 52
												284	H	Kennesaw St.	61 67
												302	N	Nicholls St.	77 74
												304	H	Lipscomb	58 60
												315	A	NJIT	62 64
												319	A	USC Upstate	78 67
												334	H	Fla. Atlantic	95 88
												341	H	Florida A&M	71 60
LAST 12 Division I GAMES:															
90	A	FGCU	46 69	319	A	USC Upstate	78 67								
115	H	Stetson	44 62	315	A	NJIT	62 64								
90	H	FGCU	51 68	83	A	Jacksonville	58 68								
115	A	Stetson	44 68	233	H	Wofford	60 79								
284	H	Kennesaw St.	61 67	5	A	Florida St.	39 95								
304	H	Lipscomb	58 60	247	A	Bethune-Cookman	50 52								

Non-Div I Games: Warner 72 44 Webber Int'l 103 57 Edward Waters 70 50

North Florida

Loss, Non-Conf, S Site, H Home A Away N Neutral



## North Texas

Through Games Of Feb. 9, 2017

Average RPI Win:	193	WON-LOST	WINNING	LAST 10	STRENGTH OF	OPP. STRENGTH	TEAM	ADJ.	CONF.	ADJ CONF.
Average RPI Loss:	130	RECORD	PCT. RANK	GAMES	SCHEDULE	OF SCHEDULE	RPI	RPI	RPI	RPI
DIV. I ONLY	8- 14	245	5- 5	110	161	205	205	15	15	
DIV. I NON-CONF.	3- 8	262	0- 1	157	194	251	251	16	16	
TOTALS	RPI 1-25	RPI 26-50	W-L RECORDS	RPI 51-100	RPI 101-150	RPI 150+				
8- 14	0- 0	0- 2	OVERALL	0- 4	4- 2	4- 6				
5- 5	0- 0	0- 1	HOME	0- 1	3- 0	2- 3				
3- 7	0- 0	0- 1	AWAY	0- 3	1- 2	2- 1				
0- 2	0- 0	0- 0	NEUTRAL	0- 0	0- 0	0- 2				
3- 8	0- 0	0- 2	NON-CONFERENCE	0- 1	2- 1	1- 4				
2- 2	0- 0	0- 1	HOME	0- 0	1- 0	1- 1				
1- 4	0- 0	0- 1	AWAY	0- 1	1- 1	0- 1				
0- 2	0- 0	0- 0	NEUTRAL	0- 0	0- 0	0- 2				
5- 6	0- 0	0- 0	CONFERENCE	0- 3	2- 1	3- 2				
3- 3	0- 0	0- 0	HOME	0- 1	2- 0	1- 2				
2- 3	0- 0	0- 0	AWAY	0- 2	0- 1	2- 0				
0- 0	0- 0	0- 0	NEUTRAL	0- 0	0- 0	0- 0				

RPI S	Opponent	Score	RPI S	Opponent	Score	RPI S	Opponent	Score	RPI S	Opponent	Score	Team's RPI: 205
39	A Little Rock	44 55	81	A Middle Tenn.	52 60	111	H Southern Miss.	75 62	124	A Arizona	62 58	
50	H Indiana	64 94	94	A SMU	51 65	129	A Tulsa	58 63	139	A Old Dominion	47 62	
			98	A Charlotte	49 66	139	H Old Dominion	65 55	147	H Iona	66 55	
			98	H Charlotte	63 78	151	A Missouri St.	54 63	163	H Louisiana Tech	65 72	
						167	N Omaha	57 85	176	A UAB	59 58	
						179	A Rice	77 69	179	H Rice	49 51	
						193	H Texas St.	58 59	235	N UTRGV	69 74	
						333	H Incarnate Word	84 61	334	H Fla. Atlantic	79 57	
LAST 12 Division I GAMES:												
334	H Fla. Atlantic	79 57	179	H Rice	49 51							
179	A Rice	77 69	81	A Middle Tenn.	52 60							
139	A Old Dominion	47 62	176	A UAB	59 58							
98	A Charlotte	49 66	139	H Old Dominion	65 55							
163	H Louisiana Tech	65 72	98	H Charlotte	63 78							
111	H Southern Miss.	75 62	193	H Texas St.	58 59							

Non-Div I Games:

North Texas

■ Loss, 
■ Non-Conf, S Site, 
■ Home 
■ Away 
N Neutral

Average RPI Win:	227	WON-LOST	WINNING	LAST 10	STRENGTH OF	OPP. STRENGTH	TEAM	ADJ.	CONF.	ADJ CONF.
Average RPI Loss:	87	RECORD	PCT. RANK	GAMES	SCHEDULE	OF SCHEDULE	RPI	RPI	RPI	RPI
DIV. I ONLY	7- 16	278	2- 8	51	116	183	183	8	8	
DIV. I NON-CONF.	4- 8	230	1- 0	96	144	186	186	8	8	
TOTALS	RPI 1-25	RPI 26-50	W-L RECORDS	RPI 51-100	RPI 101-150	RPI 150+				
7- 16	0- 1	0- 4	OVERALL	0- 5	0- 5	7- 1				
4- 6	0- 0	0- 2	HOME	0- 2	0- 2	4- 0				
3- 7	0- 0	0- 2	AWAY	0- 2	0- 3	3- 0				
0- 3	0- 1	0- 0	NEUTRAL	0- 1	0- 0	0- 1				
4- 8	0- 1	0- 1	NON-CONFERENCE	0- 3	0- 2	4- 1				
2- 2	0- 0	0- 0	HOME	0- 1	0- 1	2- 0				
2- 3	0- 0	0- 1	AWAY	0- 1	0- 1	2- 0				
0- 3	0- 1	0- 0	NEUTRAL	0- 1	0- 0	0- 1				
3- 8	0- 0	0- 3	CONFERENCE	0- 2	0- 3	3- 0				
2- 4	0- 0	0- 2	HOME	0- 1	0- 1	2- 0				
1- 4	0- 0	0- 1	AWAY	0- 1	0- 2	1- 0				
0- 0	0- 0	0- 0	NEUTRAL	0- 0	0- 0	0- 0				

RPI 1-25				RPI 26-50				RPI 51-100				RPI 101+ Team's RPI: 183			
RPI	S	Opponent	Score	RPI	S	Opponent	Score	RPI	S	Opponent	Score	RPI	S	Opponent	Score
13	N	Stanford	45 74	29	H	Elon	65 76	51	A	Michigan St.	44 78	118	A	Delaware	53 65
				41	A	James Madison	54 74	72	A	Drexel	51 74	127	H	St. Mary's (CA)	53 77
				41	H	James Madison	49 67	72	H	Drexel	33 63	128	A	Maine	49 68
				48	A	Quinnipiac	59 76	93	H	New Hampshire	63 66	133	A	William & Mary	58 60
								96	N	Purdue	54 79	133	H	William & Mary	54 68
												169	H	Towson	72 64
												187	A	Hofstra	53 51
												197	N	Wichita St.	73 87
												200	H	Siena	61 50
												218	H	UNCW	55 47
												246	A	Canisius	83 59
												266	H	Boston U.	78 59
												300	A	Denver	72 69
LAST 12 Division I GAMES:															
				41	H	James Madison	49 67	41	A	James Madison	54 74				
				133	H	William & Mary	54 68	133	A	William & Mary	58 60				
				72	A	Drexel	51 74	72	H	Drexel	33 63				
				29	H	Elon	65 76	169	H	Towson	72 64				
				218	H	UNCW	55 47	187	A	Hofstra	53 51				
				118	A	Delaware	53 65	200	H	Siena	61 50				

Non-Div I Games:

Northeastern

Average RPI Win:	270	WON-LOST	WINNING	LAST 10	STRENGTH OF	OPP. STRENGTH	TEAM	ADJ.	CONF.	ADJ CONF.
Average RPI Loss:	172	RECORD	PCT. RANK	GAMES	SCHEDULE	OF SCHEDULE	RPI	RPI	RPI	RPI
DIV. I ONLY	5- 17	306	1- 9	154	311	291	291	19	19	
DIV. I NON-CONF.	3- 7	250	0- 0	243	339	292	292	18	18	
TOTALS	RPI 1-25	RPI 26-50	W-L RECORDS	RPI 51-100	RPI 101-150	RPI 150+				
5- 17	0- 0	0- 0	OVERALL	0- 2	1- 6	4- 9				
3- 7	0- 0	0- 0	HOME	0- 0	1- 3	2- 4				
2- 10	0- 0	0- 0	AWAY	0- 2	0- 3	2- 5				
0- 0	0- 0	0- 0	NEUTRAL	0- 0	0- 0	0- 0				
3- 7	0- 0	0- 0	NON-CONFERENCE	0- 1	0- 1	3- 5				
2- 2	0- 0	0- 0	HOME	0- 0	0- 0	2- 2				
1- 5	0- 0	0- 0	AWAY	0- 1	0- 1	1- 3				
0- 0	0- 0	0- 0	NEUTRAL	0- 0	0- 0	0- 0				
2- 10	0- 0	0- 0	CONFERENCE	0- 1	1- 5	1- 4				
1- 5	0- 0	0- 0	HOME	0- 0	1- 3	0- 2				
1- 5	0- 0	0- 0	AWAY	0- 1	0- 2	1- 2				
0- 0	0- 0	0- 0	NEUTRAL	0- 0	0- 0	0- 0				

RPI S	Opponent	Score	RPI S	Opponent	Score	RPI S	Opponent	Score	RPI S	Opponent	Score	Team's RPI: 291
						63	A Utah	65 78	106	A Northern Colo.	64 75	
						65	A Montana St.	69 86	106	H Northern Colo.	66 69	
									123	A North Dakota	69 88	
									123	H North Dakota	78 80	
									135	A Lamar University	60 75	
									141	H Idaho	80 91	
									148	H Eastern Wash.	56 47	
									177	H Idaho St.	51 64	
									188	H CSUN	79 83	
									195	H New Mexico St.	68 79	
									220	H Weber St.	64 75	
									225	A Grand Canyon	65 76	
									252	A Portland St.	55 56	
									253	A UC Santa Barbara	51 60	
									264	A Cal Poly	53 58	
									287	A Sacramento St.	76 82	
									293	A UTEP	65 51	
									295	A Southern Utah	77 68	
									300	H Denver	82 67	
									313	H Youngstown St.	70 49	
LAST 12 Division I GAMES:												
			65	A Montana St.	69 86	148	H Eastern Wash.	56 47				
			220	H Weber St.	64 75	287	A Sacramento St.	76 82				
			177	H Idaho St.	51 64	252	A Portland St.	55 56				
			123	A North Dakota	69 88	106	H Northern Colo.	66 69				
			106	A Northern Colo.	64 75	123	H North Dakota	78 80				
			141	H Idaho	80 91	295	A Southern Utah	77 68				

Non-Div I Games: Antelope Valley 109 60

Northern Ariz.

Average RPI Win:	233	WON-LOST	WINNING	LAST 10	STRENGTH OF	OPP. STRENGTH	TEAM	ADJ.	CONF.	ADJ CONF.
Average RPI Loss:	102	RECORD	PCT. RANK	GAMES	SCHEDULE	OF SCHEDULE	RPI	RPI	RPI	RPI
DIV. I ONLY	18- 4	18	9- 1	295	198	106	106	19	19	
DIV. I NON-CONF.	7- 3	83	0- 0	240	162	106	106	18	18	
TOTALS	RPI 1-25	RPI 26-50	W-L RECORDS	RPI 51-100	RPI 101-150	RPI 150+				
18- 4	0- 0	0- 0	OVERALL	2- 2	1- 2	15- 0				
9- 2	0- 0	0- 0	HOME	2- 1	0- 1	7- 0				
8- 2	0- 0	0- 0	AWAY	0- 1	1- 1	7- 0				
1- 0	0- 0	0- 0	NEUTRAL	0- 0	0- 0	1- 0				
7- 3	0- 0	0- 0	NON-CONFERENCE	1- 2	0- 1	6- 0				
3- 1	0- 0	0- 0	HOME	1- 1	0- 0	2- 0				
3- 2	0- 0	0- 0	AWAY	0- 1	0- 1	3- 0				
1- 0	0- 0	0- 0	NEUTRAL	0- 0	0- 0	1- 0				
11- 1	0- 0	0- 0	CONFERENCE	1- 0	1- 1	9- 0				
6- 1	0- 0	0- 0	HOME	1- 0	0- 1	5- 0				
5- 0	0- 0	0- 0	AWAY	0- 0	1- 0	4- 0				
0- 0	0- 0	0- 0	NEUTRAL	0- 0	0- 0	0- 0				

RPI S	Opponent	Score	RPI S	Opponent	Score	RPI S	Opponent	Score	RPI S	Opponent	Score	Team's RPI: 106
						65	H Montana St.	66 58	123	H North Dakota	51 57	
						69	A Colorado St.	47 58	127	A St. Mary's (CA)	65 75	
						87	H Colorado	62 83	141	A Idaho	71 67	
						90	H FGCU	77 74	155	A UTSA	73 66	
									177	A Idaho St.	77 62	
									210	A Pacific	60 56	
									215	H San Diego	54 51	
									220	A Weber St.	88 79	
									252	H Portland St.	91 62	
									274	N Eastern Mich.	58 57	
									287	H Sacramento St.	95 88	
									291	A Northern Ariz.	69 66	
									291	H Northern Ariz.	75 64	
									295	A Southern Utah	83 53	
									295	H Southern Utah	74 55	
									300	H Denver	68 48	
									310	A Air Force	71 44	
									327	H Montana	65 46	
LAST 12 Division I GAMES:												
			141	A Idaho	71 67	65	H Montana St.	66 58				
			123	H North Dakota	51 57	327	H Montana	65 46				
			295	H Southern Utah	74 55	291	A Northern Ariz.	69 66				
			291	H Northern Ariz.	75 64	295	A Southern Utah	83 53				
			220	A Weber St.	88 79	252	H Portland St.	91 62				
			177	A Idaho St.	77 62	287	H Sacramento St.	95 88				

Non-Div I Games: Colo. Christian 90 47

Northern Colo.

■ Loss, 
 ■ Non-Conf, S Site, 
 ■ Home 
 ■ Away 
 N Neutral

Average RPI Win:	207	WON-LOST	WINNING	LAST 10	STRENGTH OF	OPP. STRENGTH	TEAM	ADJ.	CONF.	ADJ CONF.
Average RPI Loss:	90	RECORD	PCT. RANK	GAMES	SCHEDULE	OF SCHEDULE	RPI	RPI	RPI	RPI
DIV. I ONLY	16- 6	52	8- 2	181	145	89	89	10	10	
DIV. I NON-CONF.	7- 4	114	1- 0	264	210	133	133	11	11	
TOTALS	RPI 1-25	RPI 26-50	W-L RECORDS	RPI 51-100	RPI 101-150	RPI 150+				
16- 6	0- 0	1- 1	OVERALL	1- 4	3- 0	11- 1				
9- 2	0- 0	1- 0	HOME	0- 1	1- 0	7- 1				
7- 3	0- 0	0- 1	AWAY	1- 1	2- 0	4- 0				
0- 1	0- 0	0- 0	NEUTRAL	0- 1	0- 0	0- 0				
7- 4	0- 0	0- 1	NON-CONFERENCE	0- 3	0- 0	7- 0				
4- 0	0- 0	0- 0	HOME	0- 0	0- 0	4- 0				
3- 3	0- 0	0- 1	AWAY	0- 2	0- 0	3- 0				
0- 1	0- 0	0- 0	NEUTRAL	0- 1	0- 0	0- 0				
9- 2	0- 0	1- 0	CONFERENCE	1- 1	3- 0	4- 1				
5- 2	0- 0	1- 0	HOME	0- 1	1- 0	3- 1				
4- 0	0- 0	0- 0	AWAY	1- 0	2- 0	1- 0				
0- 0	0- 0	0- 0	NEUTRAL	0- 0	0- 0	0- 0				

RPI S	Opponent	Score	RPI S	Opponent	Score	RPI S	Opponent	Score	RPI S	Opponent	Score
32	A Drake	86 95	44	H Ohio	88 80	62	H Central Mich.	94 109	114	A Kent St.	98 97
						67	N South Dakota	83 97	114	H Kent St.	93 72
						71	A Iowa St.	89 97	138	A Ball St.	101 96
						73	A Toledo	77 73	174	H Milwaukee	114 104
						92	A Western Ill.	79 83	175	H Western Mich.	67 62
									211	H SIUE	97 78
									216	H Miami (OH)	89 76
									217	H Akron	55 84
									227	A Bradley	81 51
									265	A Bowling Green	89 76
									274	H Eastern Mich.	85 73
									314	A UMKC	86 75
									316	A Loyola Chicago	90 70
									321	H Illinois St.	108 66
									329	H Chicago St.	94 85
LAST 12 Division I GAMES:											
62	H Central Mich.	94 109	73	A Toledo	77 73						
175	H Western Mich.	67 62	114	A Kent St.	98 97						
138	A Ball St.	101 96	44	H Ohio	88 80						
114	H Kent St.	93 72	265	A Bowling Green	89 76						
216	H Miami (OH)	89 76	274	H Eastern Mich.	85 73						
217	H Akron	55 84	314	A UMKC	86 75						

Non-Div I Games:

Northern Ill.

■ Loss, 
 ■ Non-Conf, 
 ■ S Site, 
 ■ H Home 
 ■ A Away 
 N Neutral

Average RPI Win:	272	WON-LOST	WINNING	LAST 10	STRENGTH OF	OPP. STRENGTH	TEAM	ADJ.	CONF.	ADJ CONF.
Average RPI Loss:	157	RECORD	PCT. RANK	GAMES	SCHEDULE	OF SCHEDULE	RPI	RPI	RPI	RPI
DIV. I ONLY	7- 16	278	4- 6	187	284	270	270	20	20	
DIV. I NON-CONF.	3- 8	262	0- 0	164	293	271	271	20	20	
TOTALS	RPI 1-25	RPI 26-50	W-L RECORDS	RPI 51-100	RPI 101-150	RPI 150+				
7- 16	0- 0	0- 3	OVERALL	0- 0	1- 5	6- 8				
3- 7	0- 0	0- 0	HOME	0- 0	0- 3	3- 4				
2- 8	0- 0	0- 2	AWAY	0- 0	0- 1	2- 3				
2- 1	0- 0	0- 0	NEUTRAL	0- 0	1- 0	1- 1				
3- 8	0- 0	0- 2	NON-CONFERENCE	0- 0	1- 1	2- 5				
1- 3	0- 0	0- 0	HOME	0- 0	0- 1	1- 2				
0- 4	0- 0	0- 2	AWAY	0- 0	0- 0	0- 2				
2- 1	0- 0	0- 0	NEUTRAL	0- 0	1- 0	1- 1				
4- 8	0- 0	0- 1	CONFERENCE	0- 0	0- 4	4- 3				
2- 4	0- 0	0- 0	HOME	0- 0	0- 2	2- 2				
2- 4	0- 0	0- 1	AWAY	0- 0	0- 2	2- 1				
0- 0	0- 0	0- 0	NEUTRAL	0- 0	0- 0	0- 0				

RPI 1-25			RPI 26-50			RPI 51-100			RPI 101+			Team's RPI: 270
RPI	S	Opponent	Score	RPI	S	Opponent	Score	RPI	S	Opponent	Score	
				31	A	Green Bay	39 70					
				44	A	Ohio	41 58					
				50	A	Indiana	49 100					
LAST 12 Division I GAMES:												
				326	H	Ill.-Chicago	66 49					
				142	A	Wright St.	47 67					
				144	H	Detroit	53 55					
				162	H	Oakland	47 61					
				326	A	Ill.-Chicago	58 37					
				317	A	Valparaiso	70 55					
				144	A	Detroit	49 57					
				142	H	Wright St.	63 70					
				313	H	Youngstown St.	87 81					
				191	H	Cleveland St.	54 58					
				174	A	Milwaukee	44 72					
				31	A	Green Bay	39 70					
				111	N	Southern Miss.	58 53					
				115	H	Stetson	45 54					
				142	A	Wright St.	47 67					
				142	H	Wright St.	63 70					
				144	A	Detroit	49 57					
				144	H	Detroit	53 55					
				162	H	Oakland	47 61					
				174	A	Milwaukee	44 72					
				189	H	ETSU	62 56					
				191	H	Cleveland St.	54 58					
				201	A	Indiana St.	38 58					
				216	H	Miami (OH)	50 60					
				243	H	Murray St.	69 72					
				252	N	Portland St.	54 77					
				258	A	Tennessee Tech	40 55					
				313	H	Youngstown St.	87 81					
				317	A	Valparaiso	70 55					
				324	N	Arkansas St.	83 78					
				326	A	Ill.-Chicago	58 37					
				326	H	Ill.-Chicago	66 49					

Non-Div I Games: Ind.-East 66 46

Northern Ky.

■ Loss, 
 ■ Non-Conf, S Site, 
 ■ Home 
 ■ Away 
 N Neutral

## Northwestern

Through Games Of Feb. 9, 2017

Average RPI Win:	171	WON-LOST	WINNING	LAST 10	STRENGTH OF	OPP. STRENGTH	TEAM	ADJ.	CONF.	ADJ CONF.
Average RPI Loss:	41	RECORD	PCT. RANK	GAMES	SCHEDULE	OF SCHEDULE	RPI	RPI	RPI	RPI
DIV. I ONLY	17- 6	45	6- 4	99	78	49	49	6	6	
DIV. I NON-CONF.	11- 2	24	1- 1	188	145	51	51	6	6	
TOTALS	RPI 1-25	RPI 26-50	W-L RECORDS	RPI 51-100	RPI 101-150	RPI 150+				
17- 6	0- 3	1- 1	OVERALL	4- 2	1- 0	11- 0				
13- 2	0- 0	1- 1	HOME	4- 1	1- 0	7- 0				
4- 4	0- 3	0- 0	AWAY	0- 1	0- 0	4- 0				
0- 0	0- 0	0- 0	NEUTRAL	0- 0	0- 0	0- 0				
11- 2	0- 1	0- 0	NON-CONFERENCE	2- 1	1- 0	8- 0				
9- 0	0- 0	0- 0	HOME	2- 0	1- 0	6- 0				
2- 2	0- 1	0- 0	AWAY	0- 1	0- 0	2- 0				
0- 0	0- 0	0- 0	NEUTRAL	0- 0	0- 0	0- 0				
6- 4	0- 2	1- 1	CONFERENCE	2- 1	0- 0	3- 0				
4- 2	0- 0	1- 1	HOME	2- 1	0- 0	1- 0				
2- 2	0- 2	0- 0	AWAY	0- 0	0- 0	2- 0				
0- 0	0- 0	0- 0	NEUTRAL	0- 0	0- 0	0- 0				

RPI 1-25				RPI 26-50				Team's RPI: 49	RPI 51-100				RPI 101+			
RPI	S	Opponent	Score	RPI	S	Opponent	Score		RPI	S	Opponent	Score	RPI	S	Opponent	Score
15	A	DePaul	66 89	30	H	Ohio St.	87 94		51	H	Michigan St.	76 65	132	H	Oral Roberts	64 55
19	A	Maryland	65 96	50	H	Indiana	80 67		70	H	Florida	73 68	151	H	Missouri St.	75 52
25	A	Michigan	54 80						74	H	Virginia	69 60	152	A	Santa Clara	87 75
									77	A	Gonzaga	56 67	156	H	Hampton	67 48
									79	H	Penn St.	58 74	174	A	Milwaukee	65 63
									96	H	Purdue	76 60	196	A	Rutgers	55 37
													199	A	Nebraska	62 58
													208	H	Wisconsin	63 43
													267	H	UT Martin	82 59
													273	H	Evansville	88 66
													326	H	Ill.-Chicago	88 44
													329	H	Chicago St.	75 42
LAST 12 Division I GAMES:																
79	H	Penn St.	58 74	19	A	Maryland	65 96									
208	H	Wisconsin	63 43	30	H	Ohio St.	87 94									
196	A	Rutgers	55 37	96	H	Purdue	76 60									
25	A	Michigan	54 80	199	A	Nebraska	62 58									
51	H	Michigan St.	76 65	267	H	UT Martin	82 59									
50	H	Indiana	80 67	77	A	Gonzaga	56 67									

Non-Div I Games:

Northwestern

■ Loss, 
■ Non-Conf, S Site, 
■ Home 
■ Away 
N Neutral

Average RPI Win:	305	WON-LOST	WINNING	LAST 10	STRENGTH OF	OPP. STRENGTH	TEAM	ADJ.	CONF.	ADJ CONF.
Average RPI Loss:	176	RECORD	PCT. RANK	GAMES	SCHEDULE	OF SCHEDULE	RPI	RPI	RPI	RPI
DIV. I ONLY	8- 11	218	5- 5	324	293	298	298	27	27	
DIV. I NON-CONF.	2- 5	259	0- 1	191	161	277	277	27	27	
TOTALS	RPI 1-25	RPI 26-50	W-L RECORDS	RPI 51-100	RPI 101-150	RPI 150+				
8- 11	0- 2	0- 0	OVERALL	0- 1	1- 3	7- 5				
7- 2	0- 0	0- 0	HOME	0- 0	1- 0	6- 2				
1- 9	0- 2	0- 0	AWAY	0- 1	0- 3	1- 3				
0- 0	0- 0	0- 0	NEUTRAL	0- 0	0- 0	0- 0				
2- 5	0- 2	0- 0	NON-CONFERENCE	0- 0	0- 2	2- 1				
2- 1	0- 0	0- 0	HOME	0- 0	0- 0	2- 1				
0- 4	0- 2	0- 0	AWAY	0- 0	0- 2	0- 0				
0- 0	0- 0	0- 0	NEUTRAL	0- 0	0- 0	0- 0				
6- 6	0- 0	0- 0	CONFERENCE	0- 1	1- 1	5- 4				
5- 1	0- 0	0- 0	HOME	0- 0	1- 0	4- 1				
1- 5	0- 0	0- 0	AWAY	0- 1	0- 1	1- 3				
0- 0	0- 0	0- 0	NEUTRAL	0- 0	0- 0	0- 0				

RPI 1-25				RPI 26-50				RPI 51-100				RPI 101+ Team's RPI: 298			
RPI	S	Opponent	Score	RPI	S	Opponent	Score	RPI	S	Opponent	Score	RPI	S	Opponent	Score
4	A	Mississippi St.	30 106					99	A	Central Ark.	43 76	105	H	SFA	76 72
7	A	Texas	39 86									131	A	Arkansas	36 65
												135	A	Lamar University	60 73
												145	A	Memphis	38 54
												257	A	McNeese	52 68
												257	H	McNeese	63 68
												282	H	Mississippi Val.	64 68
												289	A	A&M-Corpus Christi	51 60
												302	H	Nicholls St.	75 58
												330	H	La.-Monroe	67 65
												333	A	Incarinate Word	76 74
												335	A	Southeastern La.	58 69
												337	H	Sam Houston St.	78 51
												342	H	Houston Baptist	75 54
												342	H	Houston Baptist	75 54
												348	H	Jackson St.	83 65
LAST 12 Division I GAMES:															
342	H	Houston Baptist	75 54	302	H	Nicholls St.	75 58								
105	H	SFA	76 72	289	A	A&M-Corpus Christi	51 60								
135	A	Lamar University	60 73	333	A	Incarinate Word	76 74								
335	A	Southeastern La.	58 69	99	A	Central Ark.	43 76								
257	A	McNeese	52 68	257	H	McNeese	63 68								
337	H	Sam Houston St.	78 51	4	A	Mississippi St.	30 106								

Non-Div I Games: LeTourneau 80 68 LSU-Alexandria 97 76 Louisiana Col. 113 65 Central Baptist 93 42 Northwestern St.

Loss, Non-Conf, S Site, H Home A Away N Neutral



REGULAR SEASON				THROUGH GAMES OF FEB. 9, 1917						
Average RPI Win:	82	WON-LOST	WINNING	LAST 10	STRENGTH OF	OPP. STRENGTH	TEAM	ADJ.	CONF.	ADJ CONF.
Average RPI Loss:	16	RECORD	PCT. RANK	GAMES	SCHEDULE	OF SCHEDULE	RPI	RPI	RPI	RPI
DIV. I ONLY	22- 3	8	9- 1	1	5	2	2	3	3	
DIV. I NON-CONF.	12- 2	23	0- 1	2	4	2	2	4	4	
<hr/>										
TOTALS	RPI 1-25	RPI 26-50		W-L RECORDS		RPI 51-100	RPI 101-150		RPI 150+	
22- 3	5- 2	3- 1		OVERALL		8- 0	2- 0		4- 0	
11- 1	3- 1	1- 0		HOME		3- 0	2- 0		2- 0	
10- 2	2- 1	2- 1		AWAY		5- 0	0- 0		1- 0	
1- 0	0- 0	0- 0		NEUTRAL		0- 0	0- 0		1- 0	
12- 2	2- 2	2- 0		NON-CONFERENCE		4- 0	2- 0		2- 0	
6- 1	1- 1	1- 0		HOME		1- 0	2- 0		1- 0	
5- 1	1- 1	1- 0		AWAY		3- 0	0- 0		0- 0	
1- 0	0- 0	0- 0		NEUTRAL		0- 0	0- 0		1- 0	
10- 1	3- 0	1- 1		CONFERENCE		4- 0	0- 0		2- 0	
5- 0	2- 0	0- 0		HOME		2- 0	0- 0		1- 0	
5- 1	1- 0	1- 1		AWAY		2- 0	0- 0		1- 0	
0- 0	0- 0	0- 0		NEUTRAL		0- 0	0- 0		0- 0	

RPI	S	Opponent	Score	RPI	S	Opponent	Score	RPI	S	Opponent	Score	RPI	S	Opponent	Score
1	H	UConn	61 72	31	H	Green Bay	71 67	51	A	Michigan St.	79 61	112	H	Fordham	67 36
9	H	Washington	71 60	34	A	North Carolina St.	62 70	52	A	Virginia Tech	76 59	121	H	TCU	92 59
11	H	Duke	62 58	45	A	Iowa	73 58	57	H	Wake Forest	92 72	158	H	Pittsburgh	86 54
12	H	Louisville	85 66	46	A	Georgia Tech	55 38	62	H	Central Mich.	107 47	159	A	Boston College	80 69
14	A	Tennessee	69 71					73	A	Toledo	85 68	194	N	Louisiana	91 51
15	A	DePaul	75 61					74	H	Virginia	82 74	317	H	Valparaiso	114 54
20	A	Miami (FL)	67 55					88	A	Chattanooga	79 58				
								100	A	North Carolina	77 55				
LAST 12 Division I GAMES:															
12	H	Louisville	85 66	14	A	Tennessee	69 71	158	H	Pittsburgh	86 54				
52	A	Virginia Tech	76 59	20	A	Miami (FL)	67 55	57	H	Wake Forest	92 72				
74	H	Virginia	82 74	46	A	Georgia Tech	55 38	62	H	Central Mich.	107 47				
11	H	Duke	62 58	34	A	North Carolina St.	62 70								
100	A	North Carolina	77 55												
159	A	Boston College	80 69												

Non-Div I Games:

Notre Dame

Average RPI Win:	255	WON-LOST	WINNING	LAST 10	STRENGTH OF	OPP. STRENGTH	TEAM	ADJ.	CONF.	ADJ CONF.
Average RPI Loss:	98	RECORD	PCT. RANK	GAMES	SCHEDULE	OF SCHEDULE	RPI	RPI	RPI	RPI
DIV. I ONLY	11- 10	157	5- 5	141	227	162	162	20	20	
DIV. I NON-CONF.	4- 5	198	0- 0	255	113	193	193	20	20	
TOTALS	RPI 1-25	RPI 26-50	W-L RECORDS	RPI 51-100	RPI 101-150	RPI 150+				
11- 10	0- 1	1- 2	OVERALL	0- 2	0- 4	10- 1				
7- 4	0- 0	1- 0	HOME	0- 0	0- 3	6- 1				
4- 6	0- 1	0- 2	AWAY	0- 2	0- 1	4- 0				
0- 0	0- 0	0- 0	NEUTRAL	0- 0	0- 0	0- 0				
4- 5	0- 1	0- 1	NON-CONFERENCE	0- 2	0- 1	4- 0				
2- 1	0- 0	0- 0	HOME	0- 0	0- 1	2- 0				
2- 4	0- 1	0- 1	AWAY	0- 2	0- 0	2- 0				
0- 0	0- 0	0- 0	NEUTRAL	0- 0	0- 0	0- 0				
7- 5	0- 0	1- 1	CONFERENCE	0- 0	0- 3	6- 1				
5- 3	0- 0	1- 0	HOME	0- 0	0- 2	4- 1				
2- 2	0- 0	0- 1	AWAY	0- 0	0- 1	2- 0				
0- 0	0- 0	0- 0	NEUTRAL	0- 0	0- 0	0- 0				

RPI 1-25				RPI 26-50				RPI 51-100				RPI 101+ Team's RPI: 162			
RPI	S	Opponent	Score	RPI	S	Opponent	Score	RPI	S	Opponent	Score	RPI	S	Opponent	Score
25	A	Michigan	63 101	31	A	Green Bay	47 89	51	A	Michigan St.	74 81	138	H	Ball St.	59 66
				31	H	Green Bay	74 71	62	A	Central Mich.	67 70	142	A	Wright St.	66 84
				50	A	Indiana	59 84					142	H	Wright St.	61 73
												144	H	Detroit	71 80
												174	A	Milwaukee	75 73
												174	H	Milwaukee	77 63
												191	H	Cleveland St.	62 74
												268	H	Vermont	79 55
												270	A	Northern Ky.	61 47
												280	H	North Dakota St.	95 66
												313	H	Youngstown St.	80 54
												317	H	Valparaiso	104 63
												323	A	Fort Wayne	82 61
												326	H	Ill.-Chicago	81 58
												329	A	Chicago St.	80 60
LAST 12 Division I GAMES:															
174	H	Milwaukee	77 63	142	H	Wright St.	61 73								
31	H	Green Bay	74 71	31	A	Green Bay	47 89								
142	A	Wright St.	66 84	174	A	Milwaukee	75 73								
270	A	Northern Ky.	61 47	144	H	Detroit	71 80								
313	H	Youngstown St.	80 54	317	H	Valparaiso	104 63								
191	H	Cleveland St.	62 74	326	H	Ill.-Chicago	81 58								

Non-Div I Games: Concordia (MI) 99 32 Marygrove 126 31

Oakland

Loss, Non-Conf, S Site, H Home A Away N Neutral

Average RPI Win:	181	WON-LOST	WINNING	LAST 10	STRENGTH OF	OPP. STRENGTH	TEAM	ADJ.	CONF.	ADJ CONF.
Average RPI Loss:	114	RECORD	PCT. RANK	GAMES	SCHEDULE	OF SCHEDULE	RPI	RPI	RPI	RPI
DIV. I ONLY	17- 5	32	7- 3	126	120	44	44	10	10	
DIV. I NON-CONF.	9- 2	37	0- 1	190	184	57	57	11	11	
TOTALS	RPI 1-25	RPI 26-50	W-L RECORDS	RPI 51-100	RPI 101-150	RPI 150+				
17- 5	0- 1	0- 0	OVERALL	5- 2	1- 1	11- 1				
10- 1	0- 0	0- 0	HOME	2- 0	1- 1	7- 0				
7- 4	0- 1	0- 0	AWAY	3- 2	0- 0	4- 1				
0- 0	0- 0	0- 0	NEUTRAL	0- 0	0- 0	0- 0				
9- 2	0- 1	0- 0	NON-CONFERENCE	2- 0	1- 0	6- 1				
6- 0	0- 0	0- 0	HOME	0- 0	1- 0	5- 0				
3- 2	0- 1	0- 0	AWAY	2- 0	0- 0	1- 1				
0- 0	0- 0	0- 0	NEUTRAL	0- 0	0- 0	0- 0				
8- 3	0- 0	0- 0	CONFERENCE	3- 2	0- 1	5- 0				
4- 1	0- 0	0- 0	HOME	2- 0	0- 1	2- 0				
4- 2	0- 0	0- 0	AWAY	1- 2	0- 0	3- 0				
0- 0	0- 0	0- 0	NEUTRAL	0- 0	0- 0	0- 0				

RPI 1-25				RPI 26-50				Team's RPI: 44				RPI 51-100				RPI 101+			
RPI	S	Opponent	Score	RPI	S	Opponent	Score	RPI	S	Opponent	Score	RPI	S	Opponent	Score	RPI	S	Opponent	Score
25	A	Michigan	46 69									60	H	Buffalo	83 55	113	H	Duquesne	64 46
												62	A	Central Mich.	59 64	114	H	Kent St.	65 68
												73	A	Toledo	64 55	175	H	Western Mich.	80 67
												73	H	Toledo	61 55	182	H	Illinois	80 68
												80	A	IUPUI	71 65	207	H	Binghamton	63 55
												81	A	Middle Tenn.	73 52	216	A	Miami (OH)	79 62
												89	A	Northern Ill.	80 88	217	A	Akron	85 69
																243	H	Murray St.	79 70
																265	A	Bowling Green	69 58
																267	H	UT Martin	72 55
																270	H	Northern Ky.	58 41
																274	H	Eastern Mich.	68 51
																278	A	N.C. A&T	57 63
																288	A	High Point	76 48
LAST 12 Division I GAMES:																			
73	H	Toledo	61 55	114	H	Kent St.	65 68												
62	A	Central Mich.	59 64	217	A	Akron	85 69												
216	A	Miami (OH)	79 62	89	A	Northern Ill.	80 88												
175	H	Western Mich.	80 67	60	H	Buffalo	83 55												
274	H	Eastern Mich.	68 51	265	A	Bowling Green	69 58												
73	A	Toledo	64 55	278	A	N.C. A&T	57 63												

Non-Div I Games:

Ohio

Average RPI Win:	150	WON-LOST	WINNING	LAST 10	STRENGTH OF	OPP. STRENGTH	TEAM	ADJ.	CONF.	ADJ CONF.
Average RPI Loss:	17	RECORD	PCT. RANK	GAMES	SCHEDULE	OF SCHEDULE	RPI	RPI	RPI	RPI
DIV. I ONLY	21- 5	20	9- 1	61	44	30	30	6	6	
DIV. I NON-CONF.	10- 4	80	0- 0	45	48	67	67	6	6	
TOTALS	RPI 1-25	RPI 26-50	W-L RECORDS	RPI 51-100	RPI 101-150	RPI 150+				
21- 5	1- 4	3- 0	OVERALL	5- 1	1- 0	11- 0				
14- 2	1- 2	0- 0	HOME	2- 0	1- 0	10- 0				
5- 2	0- 1	2- 0	AWAY	2- 1	0- 0	1- 0				
2- 1	0- 1	1- 0	NEUTRAL	1- 0	0- 0	0- 0				
10- 4	0- 4	1- 0	NON-CONFERENCE	1- 0	1- 0	7- 0				
8- 2	0- 2	0- 0	HOME	0- 0	1- 0	7- 0				
0- 1	0- 1	0- 0	AWAY	0- 0	0- 0	0- 0				
2- 1	0- 1	1- 0	NEUTRAL	1- 0	0- 0	0- 0				
11- 1	1- 0	2- 0	CONFERENCE	4- 1	0- 0	4- 0				
6- 0	1- 0	0- 0	HOME	2- 0	0- 0	3- 0				
5- 1	0- 0	2- 0	AWAY	2- 1	0- 0	1- 0				
0- 0	0- 0	0- 0	NEUTRAL	0- 0	0- 0	0- 0				

RPI 1-25				RPI 26-50				RPI 51-100				RPI 101+			
RPI	S	Opponent	Score	RPI	S	Opponent	Score	RPI	S	Opponent	Score	RPI	S	Opponent	Score
1	A	UConn	63 82	35	N	Syracuse	77 72	51	A	Michigan St.	75 94	113	H	Duquesne	89 69
3	H	South Carolina	80 92	49	A	Northwestern	94 87	56	A	Minnesota	88 76	153	H	Cincinnati	80 38
8	N	Baylor	68 85	50	A	Indiana	92 82	56	H	Minnesota	87 62	182	H	Illinois	88 64
20	H	Miami (FL)	89 94					79	H	Penn St.	87 72	191	H	Cleveland St.	96 78
25	H	Michigan	96 87					90	N	FGCU	79 66	199	H	Nebraska	95 75
								96	A	Purdue	61 56	208	A	Wisconsin	96 68
												208	H	Wisconsin	70 61
												209	H	Alabama St.	118 61
												238	H	Southern U.	108 73
												246	H	Canisius	89 56
												325	H	Winthrop	88 48
												332	H	LIU Brooklyn	113 54
LAST 12 Division I GAMES:															
208	A	Wisconsin	96 68	96	A	Purdue	61 56	51	A	Michigan St.	75 94				
79	H	Penn St.	87 72					25	H	Michigan	96 87				
199	H	Nebraska	95 75					49	A	Northwestern	94 87				
56	A	Minnesota	88 76					50	A	Indiana	92 82				
182	H	Illinois	88 64					56	H	Minnesota	87 62				
208	H	Wisconsin	70 61												

Non-Div I Games:

Ohio St.

■ Loss, 
■ Non-Conf, S Site, 
■ Home 
■ Away 
N Neutral

Average RPI Win:	108	WON-LOST	WINNING	LAST 10	STRENGTH OF	OPP. STRENGTH	TEAM	ADJ.	CONF.	ADJ CONF.
Average RPI Loss:	44	RECORD	PCT. RANK	GAMES	SCHEDULE	OF SCHEDULE	RPI	RPI	RPI	RPI
DIV. I ONLY	19- 6	37	7- 3	23	21	17	17	4	4	
DIV. I NON-CONF.	9- 3	63	0- 0	31	99	40	40	3	3	
TOTALS	RPI 1-25	RPI 26-50	W-L RECORDS	RPI 51-100	RPI 101-150	RPI 150+				
19- 6	1- 3	2- 1	OVERALL	8- 1	4- 1	4- 0				
13- 1	1- 0	2- 0	HOME	5- 0	3- 1	2- 0				
4- 4	0- 3	0- 0	AWAY	3- 1	1- 0	0- 0				
2- 1	0- 0	0- 1	NEUTRAL	0- 0	0- 0	2- 0				
9- 3	0- 1	2- 1	NON-CONFERENCE	2- 0	1- 1	4- 0				
6- 1	0- 0	2- 0	HOME	1- 0	1- 1	2- 0				
1- 1	0- 1	0- 0	AWAY	1- 0	0- 0	0- 0				
2- 1	0- 0	0- 1	NEUTRAL	0- 0	0- 0	2- 0				
10- 3	1- 2	0- 0	CONFERENCE	6- 1	3- 0	0- 0				
7- 0	1- 0	0- 0	HOME	4- 0	2- 0	0- 0				
3- 3	0- 2	0- 0	AWAY	2- 1	1- 0	0- 0				
0- 0	0- 0	0- 0	NEUTRAL	0- 0	0- 0	0- 0				

RPI	S	Opponent	Score	RPI	S	Opponent	Score	RPI	S	Opponent	Score	RPI	S	Opponent	Score
7	A	Texas	68 86	37	H	South Dakota St.	74 60	59	A	West Virginia	73 83	121	H	TCU	87 72
8	A	Baylor	58 92	39	H	Little Rock	68 58	59	H	West Virginia	90 87	129	H	Tulsa	85 68
16	A	Kentucky	68 82	40	N	California	74 82	64	A	Oklahoma St.	66 60	132	H	Oral Roberts	67 74
22	H	Kansas St.	85 80					64	H	Oklahoma St.	68 62	146	A	Kansas	84 54
								69	H	Colorado St.	70 55	146	H	Kansas	89 52
								71	A	Iowa St.	67 57	172	N	Xavier	81 69
								71	H	Iowa St.	78 63	178	H	Southern Ill.	80 48
								76	H	Texas Tech	66 45	235	H	UTRGV	92 59
								97	A	BYU	68 61	252	N	Portland St.	74 60
LAST 12 Division I GAMES:															
59	H	West Virginia	90 87	7	A	Texas	68 86								
64	A	Oklahoma St.	66 60	76	H	Texas Tech	66 45								
146	H	Kansas	89 52	71	A	Iowa St.	67 57								
8	A	Baylor	58 92	59	A	West Virginia	73 83								
71	H	Iowa St.	78 63	22	H	Kansas St.	85 80								
64	H	Oklahoma St.	68 62	121	H	TCU	87 72								

Non-Div I Games:

Oklahoma

■ Loss, 
 ■ Non-Conf, S Site, 
 ■ Home 
 ■ Away 
 N Neutral

Average RPI Win:	154	WON-LOST	WINNING	LAST 10	STRENGTH OF	OPP. STRENGTH	TEAM	ADJ.	CONF.	ADJ CONF.
Average RPI Loss:	33	RECORD	PCT. RANK	GAMES	SCHEDULE	OF SCHEDULE	RPI	RPI	RPI	RPI
DIV. I ONLY	13- 10	138	2- 8	40	15	64	64	4	4	
DIV. I NON-CONF.	10- 1	16	0- 0	86	136	20	20	3	3	
TOTALS	RPI 1-25	RPI 26-50	W-L RECORDS	RPI 51-100	RPI 101-150	RPI 150+				
13- 10	0- 8	0- 0	OVERALL	3- 1	4- 1	6- 0				
9- 4	0- 4	0- 0	HOME	2- 0	2- 0	5- 0				
2- 5	0- 3	0- 0	AWAY	1- 1	1- 1	0- 0				
2- 1	0- 1	0- 0	NEUTRAL	0- 0	1- 0	1- 0				
10- 1	0- 1	0- 0	NON-CONFERENCE	2- 0	2- 0	6- 0				
7- 0	0- 0	0- 0	HOME	1- 0	1- 0	5- 0				
1- 0	0- 0	0- 0	AWAY	1- 0	0- 0	0- 0				
2- 1	0- 1	0- 0	NEUTRAL	0- 0	1- 0	1- 0				
3- 9	0- 7	0- 0	CONFERENCE	1- 1	2- 1	0- 0				
2- 4	0- 4	0- 0	HOME	1- 0	1- 0	0- 0				
1- 5	0- 3	0- 0	AWAY	0- 1	1- 1	0- 0				
0- 0	0- 0	0- 0	NEUTRAL	0- 0	0- 0	0- 0				

RPI 1-25				RPI 26-50				RPI 51-100 Team's RPI: 64				RPI 101+			
RPI	S	Opponent	Score	RPI	S	Opponent	Score	RPI	S	Opponent	Score	RPI	S	Opponent	Score
6	N	Oregon St.	54 73					53	A	Washington St.	79 72	101	H	Georgia	71 51
7	A	Texas	35 66					54	H	UNI	81 57	109	N	Long Beach St.	63 57
7	H	Texas	71 85					71	H	Iowa St.	71 59	121	A	TCU	82 67
8	H	Baylor	50 86					76	A	Texas Tech	65 70	146	A	Kansas	49 67
17	A	Oklahoma	62 68									146	H	Kansas	74 70
17	H	Oklahoma	60 66									152	N	Santa Clara	67 53
22	A	Kansas St.	69 74									179	H	Rice	65 51
22	H	Kansas St.	43 63									204	H	Loyola Marymount	66 58
												235	H	UTRGV	86 53
												259	H	Tennessee St.	86 48
												324	H	Arkansas St.	76 34
LAST 12 Division I GAMES:															
146	A	Kansas	49 67	22	H	Kansas St.	43 63								
17	H	Oklahoma	60 66	7	A	Texas	35 66								
7	H	Texas	71 85	8	H	Baylor	50 86								
22	A	Kansas St.	69 74	121	A	TCU	82 67								
146	H	Kansas	74 70	76	A	Texas Tech	65 70								
17	A	Oklahoma	62 68	71	H	Iowa St.	71 59								

Non-Div I Games:

Oklahoma St.

■ Loss, 
■ Non-Conf, 
■ S Site, 
■ H Home 
■ A Away 
N Neutral

Average RPI Win:	225	WON-LOST	WINNING	LAST 10	STRENGTH OF	OPP. STRENGTH	TEAM	ADJ.	CONF.	ADJ CONF.
Average RPI Loss:	93	RECORD	PCT. RANK	GAMES	SCHEDULE	OF SCHEDULE	RPI	RPI	RPI	RPI
DIV. I ONLY	12- 11	158	6- 4	92	170	139	139	15	15	
DIV. I NON-CONF.	5- 6	186	0- 0	49	189	158	158	16	16	
TOTALS	RPI 1-25	RPI 26-50	W-L RECORDS	RPI 51-100	RPI 101-150	RPI 150+				
12- 11	0- 2	0- 1	OVERALL	0- 4	1- 2	11- 2				
8- 4	0- 0	0- 0	HOME	0- 3	1- 1	7- 0				
4- 5	0- 2	0- 0	AWAY	0- 0	0- 1	4- 2				
0- 2	0- 0	0- 1	NEUTRAL	0- 1	0- 0	0- 0				
5- 6	0- 2	0- 1	NON-CONFERENCE	0- 1	1- 1	4- 1				
5- 1	0- 0	0- 0	HOME	0- 0	1- 1	4- 0				
0- 3	0- 2	0- 0	AWAY	0- 0	0- 0	0- 1				
0- 2	0- 0	0- 1	NEUTRAL	0- 1	0- 0	0- 0				
7- 5	0- 0	0- 0	CONFERENCE	0- 3	0- 1	7- 1				
3- 3	0- 0	0- 0	HOME	0- 3	0- 0	3- 0				
4- 2	0- 0	0- 0	AWAY	0- 0	0- 1	4- 1				
0- 0	0- 0	0- 0	NEUTRAL	0- 0	0- 0	0- 0				

RPI 1-25				RPI 26-50				RPI 51-100				RPI 101+ Team's RPI: 139			
RPI	S	Opponent	Score	RPI	S	Opponent	Score	RPI	S	Opponent	Score	RPI	S	Opponent	Score
11	A	Duke	64 92	35	N	Syracuse	66 92	58	N	Dayton	69 77	111	A	Southern Miss.	69 84
20	A	Miami (FL)	56 66					81	H	Middle Tenn.	63 80	130	H	VCU	70 60
								82	H	Western Ky.	62 67	133	H	William & Mary	58 69
								98	H	Charlotte	75 86	156	H	Hampton	61 58
												163	A	Louisiana Tech	69 64
												179	A	Rice	59 47
												179	H	Rice	81 66
												189	A	ETSU	60 70
												205	A	North Texas	55 65
												205	H	North Texas	62 47
												213	H	Dartmouth	82 56
												250	H	Marshall	73 69
												272	H	Norfolk St.	65 54
												275	A	FIU	86 64
												334	A	Fla. Atlantic	93 73
												344	H	N.C. Central	83 52
LAST 12 Division I GAMES:															
				81	H	Middle Tenn.	63 80	163	A	Louisiana Tech	69 64				
				334	A	Fla. Atlantic	93 73	111	A	Southern Miss.	69 84				
				275	A	FIU	86 64	82	H	Western Ky.	62 67				
				205	H	North Texas	62 47	250	H	Marshall	73 69				
				179	H	Rice	81 66	205	A	North Texas	55 65				
				98	H	Charlotte	75 86	179	A	Rice	59 47				

Non-Div I Games:

Old Dominion

■ Loss, 
 ■ Non-Conf, S Site, 
 ■ Home 
 ■ Away 
 N Neutral

Average RPI Win:	205	WON-LOST	WINNING	LAST 10	STRENGTH OF	OPP. STRENGTH	TEAM	ADJ.	CONF.	ADJ CONF.
Average RPI Loss:	51	RECORD	PCT. RANK	GAMES	SCHEDULE	OF SCHEDULE	RPI	RPI	RPI	RPI
DIV. I ONLY	15- 9	107	3- 7	131	71	107	107	2	2	
DIV. I NON-CONF.	11- 2	24	1- 0	328	257	127	127	2	2	
TOTALS	RPI 1-25	RPI 26-50	W-L RECORDS	RPI 51-100	RPI 101-150	RPI 150+				
15- 9	1- 4	1- 1	OVERALL	1- 2	3- 2	9- 0				
13- 2	1- 1	1- 0	HOME	0- 0	3- 1	8- 0				
1- 7	0- 3	0- 1	AWAY	1- 2	0- 1	0- 0				
1- 0	0- 0	0- 0	NEUTRAL	0- 0	0- 0	1- 0				
11- 2	0- 0	1- 0	NON-CONFERENCE	0- 2	1- 0	9- 0				
10- 0	0- 0	1- 0	HOME	0- 0	1- 0	8- 0				
0- 2	0- 0	0- 0	AWAY	0- 2	0- 0	0- 0				
1- 0	0- 0	0- 0	NEUTRAL	0- 0	0- 0	1- 0				
4- 7	1- 4	0- 1	CONFERENCE	1- 0	2- 2	0- 0				
3- 2	1- 1	0- 0	HOME	0- 0	2- 1	0- 0				
1- 5	0- 3	0- 1	AWAY	1- 0	0- 1	0- 0				
0- 0	0- 0	0- 0	NEUTRAL	0- 0	0- 0	0- 0				

RPI 1-25				RPI 26-50				RPI 51-100				RPI 101+ Team's RPI: 107			
RPI	S	Opponent	Score	RPI	S	Opponent	Score	RPI	S	Opponent	Score	RPI	S	Opponent	Score
3	A	South Carolina	46 65	27	A	Auburn	60 83	59	A	West Virginia	61 66	101	H	Georgia	69 62
4	A	Mississippi St.	62 73	38	H	Oregon	83 67	70	A	Florida	84 75	122	A	Alabama	80 90
14	H	Tennessee	67 62					86	A	UNLV	57 64	122	H	Alabama	57 65
16	A	Kentucky	57 89									130	H	VCU	77 57
23	H	LSU	51 62									131	H	Arkansas	73 64
												208	N	Wisconsin	69 44
												242	H	Austin Peay	66 38
												251	H	Jacksonville St.	68 50
												282	H	Mississippi Val.	67 30
												288	H	High Point	73 62
												304	H	Lipscomb	76 49
												330	H	La.-Monroe	97 40
												335	H	Southeastern La.	81 31
												348	H	Jackson St.	89 41
LAST 12 Division I GAMES:															
23	H	LSU	51 62	4	A	Mississippi St.	62 73								
70	A	Florida	84 75	14	H	Tennessee	67 62								
101	H	Georgia	69 62	27	A	Auburn	60 83								
16	A	Kentucky	57 89	122	A	Alabama	80 90								
122	H	Alabama	57 65	131	H	Arkansas	73 64								
3	A	South Carolina	46 65	282	H	Mississippi Val.	67 30								

Non-Div I Games:

Ole Miss



Average RPI Win: <b>221</b>	WON-LOST	WINNING	LAST 10	STRENGTH OF	OPP. STRENGTH	TEAM	ADJ.	CONF.	ADJ CONF.
Average RPI Loss: <b>107</b>	RECORD	PCT. RANK	GAMES	SCHEDULE	OF SCHEDULE	RPI	RPI	RPI	RPI
DIV. I ONLY	<b>9- 13</b>	<b>221</b>	<b>2- 3</b>	<b>112</b>	<b>150</b>	<b>167</b>	<b>167</b>	<b>11</b>	<b>11</b>
DIV. I NON-CONF.	<b>5- 6</b>	<b>186</b>	<b>1- 1</b>	<b>194</b>	<b>181</b>	<b>167</b>	<b>167</b>	<b>10</b>	<b>10</b>
<hr/>									
TOTALS	RPI 1-25	RPI 26-50	W-L RECORDS	RPI 51-100	RPI 101-150	RPI 150+			
9- 13	0- 2	1- 1	OVERALL	1- 5	0- 3	7- 2			
4- 4	0- 1	1- 0	HOME	1- 2	0- 1	2- 0			
4- 9	0- 1	0- 1	AWAY	0- 3	0- 2	4- 2			
1- 0	0- 0	0- 0	NEUTRAL	0- 0	0- 0	1- 0			
5- 6	0- 2	0- 0	NON-CONFERENCE	0- 1	0- 2	5- 1			
2- 1	0- 1	0- 0	HOME	0- 0	0- 0	2- 0			
2- 5	0- 1	0- 0	AWAY	0- 1	0- 2	2- 1			
1- 0	0- 0	0- 0	NEUTRAL	0- 0	0- 0	1- 0			
4- 7	0- 0	1- 1	CONFERENCE	1- 4	0- 1	2- 1			
2- 3	0- 0	1- 0	HOME	1- 2	0- 1	0- 0			
2- 4	0- 0	0- 1	AWAY	0- 2	0- 0	2- 1			
0- 0	0- 0	0- 0	NEUTRAL	0- 0	0- 0	0- 0			

RPI 1-25				RPI 26-50				RPI 51-100				RPI 101+ Team's RPI: 167			
RPI	S	Opponent	Score	RPI	S	Opponent	Score	RPI	S	Opponent	Score	RPI	S	Opponent	Score
21	A	Creighton	45 <b>82</b>	37	A	South Dakota St.	64 <b>76</b>	67	H	South Dakota	52 <b>60</b>	125	A	Abilene Christian	66 <b>73</b>
22	H	Kansas St.	57 <b>70</b>	37	H	South Dakota St.	83 82	69	A	Colorado St.	42 <b>69</b>	132	H	Oral Roberts	65 <b>67</b>
								80	A	IUPUI	47 <b>79</b>	134	A	UCF	41 <b>81</b>
								80	H	IUPUI	64 44	199	A	Nebraska	58 <b>66</b>
								92	A	Western Ill.	63 <b>80</b>	201	H	Indiana St.	72 45
								92	H	Western Ill.	74 <b>78</b>	205	N	North Texas	85 57
												233	H	Wofford	89 64
												280	A	North Dakota St.	80 60
												300	A	Denver	82 73
												314	A	UMKC	80 57
												323	A	Fort Wayne	62 <b>65</b>
												341	A	Florida A&M	70 50
<hr/>															
LAST 12 Division I GAMES:															
205	N	North Texas	85 57	300	A	Denver	82 73								
125	A	Abilene Christian	66 <b>73</b>	280	A	North Dakota St.	80 60								
92	A	Western Ill.	63 <b>80</b>	67	H	South Dakota	52 <b>60</b>								
80	A	IUPUI	47 <b>79</b>	92	H	Western Ill.	74 <b>78</b>								
37	H	South Dakota St.	83 82	37	A	South Dakota St.	64 <b>76</b>								
323	A	Fort Wayne	62 <b>65</b>	80	H	IUPUI	64 44								

Non-Div I Games: Lincoln (MO) 98 49 York (NE) 106 37

Omaha

Loss, Non-Conf, S Site, H Home A Away N Neutral

Oral Roberts

Through Games Of Feb. 9, 2017

Average RPI Win:	201	WON-LOST	WINNING	LAST 10	STRENGTH OF	OPP. STRENGTH	TEAM	ADJ.	CONF.	ADJ CONF.
Average RPI Loss:	84	RECORD	PCT. RANK	GAMES	SCHEDULE	OF SCHEDULE	RPI	RPI	RPI	RPI
DIV. I ONLY	11- 12	184	3- 7	121	89	132	132	11	11	
DIV. I NON-CONF.	6- 5	148	0- 0	138	7	80	80	10	10	
TOTALS	RPI 1-25	RPI 26-50	W-L RECORDS	RPI 51-100	RPI 101-150	RPI 150+				
11- 12	1- 1	0- 5	OVERALL	1- 4	2- 1	7- 1				
5- 4	0- 0	0- 1	HOME	1- 2	1- 0	3- 1				
6- 8	1- 1	0- 4	AWAY	0- 2	1- 1	4- 0				
0- 0	0- 0	0- 0	NEUTRAL	0- 0	0- 0	0- 0				
6- 5	1- 1	0- 3	NON-CONFERENCE	0- 0	2- 1	3- 0				
3- 0	0- 0	0- 0	HOME	0- 0	1- 0	2- 0				
3- 5	1- 1	0- 3	AWAY	0- 0	1- 1	1- 0				
0- 0	0- 0	0- 0	NEUTRAL	0- 0	0- 0	0- 0				
5- 7	0- 0	0- 2	CONFERENCE	1- 4	0- 0	4- 1				
2- 4	0- 0	0- 1	HOME	1- 2	0- 0	1- 1				
3- 3	0- 0	0- 1	AWAY	0- 2	0- 0	3- 0				
0- 0	0- 0	0- 0	NEUTRAL	0- 0	0- 0	0- 0				

RPI 1-25				RPI 26-50				RPI 51-100				RPI 101+ Team's RPI: 132			
RPI	S	Opponent	Score	RPI	S	Opponent	Score	RPI	S	Opponent	Score	RPI	S	Opponent	Score
17	A	Oklahoma	74 67	37	A	South Dakota St.	35 82	67	H	South Dakota	47 69	129	H	Tulsa	76 68
24	A	Arizona St.	52 79	37	H	South Dakota St.	57 78	80	A	IUPUI	41 53	131	A	Arkansas	70 60
				39	A	Little Rock	50 56	80	H	IUPUI	54 45	146	A	Kansas	56 64
				45	A	Iowa	76 96	92	A	Western Ill.	72 76	151	H	Missouri St.	78 56
				49	A	Northwestern	55 64	92	H	Western Ill.	62 76	167	A	Omaha	67 65
												267	H	UT Martin	82 53
												280	A	North Dakota St.	70 50
												300	H	Denver	45 47
												323	A	Fort Wayne	75 59
												323	H	Fort Wayne	82 56
												342	A	Houston Baptist	75 65
LAST 12 Division I GAMES:															
37	A	South Dakota St.	35 82	80	A	IUPUI	41 53								
80	H	IUPUI	54 45	37	H	South Dakota St.	57 78								
92	H	Western Ill.	62 76	67	H	South Dakota	47 69								
280	A	North Dakota St.	70 50	92	A	Western Ill.	72 76								
300	H	Denver	45 47	323	H	Fort Wayne	82 56								
323	A	Fort Wayne	75 59	167	A	Omaha	67 65								

Non-Div I Games: Mid-Amer. Christian98 63 Okla. Sci. & Arts 67 35

Oral Roberts

Loss, Non-Conf, S Site, H Home A Away N Neutral

Average RPI Win:	150	WON-LOST	WINNING	LAST 10	STRENGTH OF	OPP. STRENGTH	TEAM	ADJ.	CONF.	ADJ CONF.
Average RPI Loss:	26	RECORD	PCT. RANK	GAMES	SCHEDULE	OF SCHEDULE	RPI	RPI	RPI	RPI
DIV. I ONLY	15- 9	107	5- 5	27	30	38	38	1	1	
DIV. I NON-CONF.	10- 2	33	0- 0	128	154	45	45	1	1	
TOTALS	RPI 1-25	RPI 26-50	W-L RECORDS	RPI 51-100	RPI 101-150	RPI 150+				
15- 9	0- 7	1- 0	OVERALL	4- 1	4- 1	6- 0				
8- 3	0- 2	0- 0	HOME	3- 1	2- 0	3- 0				
5- 5	0- 4	1- 0	AWAY	1- 0	2- 1	1- 0				
2- 1	0- 1	0- 0	NEUTRAL	0- 0	0- 0	2- 0				
10- 2	0- 1	0- 0	NON-CONFERENCE	1- 0	3- 1	6- 0				
6- 0	0- 0	0- 0	HOME	1- 0	2- 0	3- 0				
2- 1	0- 0	0- 0	AWAY	0- 0	1- 1	1- 0				
2- 1	0- 1	0- 0	NEUTRAL	0- 0	0- 0	2- 0				
5- 7	0- 6	1- 0	CONFERENCE	3- 1	1- 0	0- 0				
2- 3	0- 2	0- 0	HOME	2- 1	0- 0	0- 0				
3- 4	0- 4	1- 0	AWAY	1- 0	1- 0	0- 0				
0- 0	0- 0	0- 0	NEUTRAL	0- 0	0- 0	0- 0				

RPI 1-25				RPI 26-50				Team's RPI: 38				RPI 51-100				RPI 101+			
RPI	S	Opponent	Score	RPI	S	Opponent	Score	RPI	S	Opponent	Score	RPI	S	Opponent	Score	RPI	S	Opponent	Score
4	N	Mississippi St.	63 75	40	A	California	69 66	51	H	Michigan St.	88 55	107	A	Ole Miss	67 83				
6	A	Oregon St.	60 67					53	H	Washington St.	59 75	108	A	Clemson	87 59				
6	H	Oregon St.	40 43					63	H	Utah	84 66	124	A	Arizona	79 65				
9	H	Washington	77 99					75	A	Southern California	59 53	135	H	Lamar University	84 67				
10	A	UCLA	63 79					87	H	Colorado	71 66	141	H	Idaho	73 70				
13	A	Stanford	60 81									155	H	UTSA	77 63				
24	A	Arizona St.	63 68									202	N	San Jose St.	91 62				
												249	A	Hawaii	86 49				
												252	N	Portland St.	90 46				
												277	H	Portland	81 41				
												290	H	CSU Bakersfield	77 62				
LAST 12 Division I GAMES:																			
24	A	Arizona St.	63 68	10	A	UCLA	63 79												
124	A	Arizona	79 65	75	A	Southern California	59 53												
6	A	Oregon St.	60 67	40	A	California	69 66												
6	H	Oregon St.	40 43	13	A	Stanford	60 81												
63	H	Utah	84 66	53	H	Washington St.	59 75												
87	H	Colorado	71 66	9	H	Washington	77 99												

Non-Div I Games:

Oregon

Average RPI Win:	103	WON-LOST	WINNING	LAST 10	STRENGTH OF	OPP. STRENGTH	TEAM	ADJ.	CONF.	ADJ CONF.
Average RPI Loss:	26	RECORD	PCT. RANK	GAMES	SCHEDULE	OF SCHEDULE	RPI	RPI	RPI	RPI
DIV. I ONLY	22- 2	6	9- 1	18	39	6	6	1	1	
DIV. I NON-CONF.	11- 1	13	0- 0	76	177	24	24	1	1	
TOTALS	RPI 1-25	RPI 26-50	W-L RECORDS	RPI 51-100	RPI 101-150	RPI 150+				
22- 2	3- 1	4- 1	OVERALL	8- 0	3- 0	4- 0				
11- 1	1- 0	1- 1	HOME	4- 0	1- 0	4- 0				
6- 1	2- 1	2- 0	AWAY	1- 0	1- 0	0- 0				
5- 0	0- 0	1- 0	NEUTRAL	3- 0	1- 0	0- 0				
11- 1	0- 0	1- 1	NON-CONFERENCE	4- 0	2- 0	4- 0				
6- 1	0- 0	0- 1	HOME	1- 0	1- 0	4- 0				
0- 0	0- 0	0- 0	AWAY	0- 0	0- 0	0- 0				
5- 0	0- 0	1- 0	NEUTRAL	3- 0	1- 0	0- 0				
11- 1	3- 1	3- 0	CONFERENCE	4- 0	1- 0	0- 0				
5- 0	1- 0	1- 0	HOME	3- 0	0- 0	0- 0				
6- 1	2- 1	2- 0	AWAY	1- 0	1- 0	0- 0				
0- 0	0- 0	0- 0	NEUTRAL	0- 0	0- 0	0- 0				

RPI 1-25				Team's RPI: 6				RPI 26-50				RPI 51-100				RPI 101+			
RPI	S	Opponent	Score					RPI	S	Opponent	Score	RPI	S	Opponent	Score	RPI	S	Opponent	Score
9	H	Washington	73 70					38	A	Oregon	43 40	53	H	Washington St.	80 58	124	A	Arizona	65 57
10	A	UCLA	56 66					38	H	Oregon	67 60	63	H	Utah	70 44	135	H	Lamar University	88 56
13	A	Stanford	72 69					40	A	California	66 56	64	N	Oklahoma St.	73 54	141	N	Idaho	60 49
24	A	Arizona St.	54 45					42	H	Marquette	73 74	75	A	Southern California	74 60	177	H	Idaho St.	61 38
								48	N	Quinnipiac	75 60	86	N	UNLV	62 59	277	H	Portland	62 45
												87	H	Colorado	81 57	294	H	Ark.-Pine Bluff	73 40
												95	H	UC Davis	93 52	295	H	Southern Utah	77 38
												97	N	BYU	65 56				
LAST 12 Division I GAMES:																			
124	A	Arizona	65 57					75	A	Southern California	74 60								
24	A	Arizona St.	54 45					10	A	UCLA	56 66								
38	H	Oregon	67 60					13	A	Stanford	72 69								
38	A	Oregon	43 40					40	A	California	66 56								
87	H	Colorado	81 57					9	H	Washington	73 70								
63	H	Utah	70 44					53	H	Washington St.	80 58								

Non-Div I Games:

Oregon St.

Average RPI Win: <b>217</b>	WON-LOST	WINNING	LAST 10	STRENGTH OF	OPP. STRENGTH	TEAM	ADJ.	CONF.	ADJ CONF.
Average RPI Loss: <b>127</b>	RECORD	PCT. RANK	GAMES	SCHEDULE	OF SCHEDULE	RPI	RPI	RPI	RPI
DIV. I ONLY	7- 15	274	2- 8	87	195	210	210	14	14
DIV. I NON-CONF.	2- 7	284	0- 0	18	179	183	183	12	12
TOTALS	RPI 1-25	RPI 26-50	W-L RECORDS	RPI 51-100	RPI 101-150	RPI 150+			
7- 15	0- 1	0- 1	OVERALL	1- 4	1- 5	5- 4			
4- 8	0- 0	0- 1	HOME	0- 3	1- 2	3- 2			
3- 7	0- 1	0- 0	AWAY	1- 1	0- 3	2- 2			
0- 0	0- 0	0- 0	NEUTRAL	0- 0	0- 0	0- 0			
2- 7	0- 1	0- 1	NON-CONFERENCE	0- 2	0- 2	2- 1			
1- 5	0- 0	0- 1	HOME	0- 2	0- 1	1- 1			
1- 2	0- 1	0- 0	AWAY	0- 0	0- 1	1- 0			
0- 0	0- 0	0- 0	NEUTRAL	0- 0	0- 0	0- 0			
5- 8	0- 0	0- 0	CONFERENCE	1- 2	1- 3	3- 3			
3- 3	0- 0	0- 0	HOME	0- 1	1- 1	2- 1			
2- 5	0- 0	0- 0	AWAY	1- 1	0- 2	1- 2			
0- 0	0- 0	0- 0	NEUTRAL	0- 0	0- 0	0- 0			

RPI 1-25				RPI 26-50				RPI 51-100				RPI 101+ Team's RPI: 210			
RPI	S	Opponent	Score	RPI	S	Opponent	Score	RPI	S	Opponent	Score	RPI	S	Opponent	Score
10	A	UCLA	55 <b>82</b>	42	H	Marquette	75 <b>89</b>	65	H	Montana St.	66 <b>72</b>	106	H	Northern Colo.	56 <b>60</b>
								77	A	Gonzaga	65 <b>63</b>	109	A	Long Beach St.	58 <b>66</b>
								95	H	UC Davis	87 <b>95</b>	127	A	St. Mary's (CA)	74 <b>82</b>
								97	A	BYU	50 <b>68</b>	127	H	St. Mary's (CA)	54 <b>63</b>
								97	H	BYU	55 <b>68</b>	149	A	San Francisco	64 <b>67</b>
												149	H	San Francisco	63 <b>60</b>
												157	H	Fresno St.	67 <b>74</b>
												202	A	San Jose St.	99 <b>96</b>
												204	H	Loyola Marymount	52 <b>65</b>
												215	A	San Diego	71 <b>73</b>
												215	H	San Diego	84 <b>64</b>
												277	A	Portland	84 <b>74</b>
												290	H	CSU Bakersfield	91 <b>61</b>
												307	A	Pepperdine	58 <b>59</b>
												307	H	Pepperdine	80 <b>79</b>
LAST 12 Division I GAMES:															
215	A	San Diego	71 <b>73</b>	127	H	St. Mary's (CA)	54 <b>63</b>								
307	H	Pepperdine	80 <b>79</b>	149	H	San Francisco	63 <b>60</b>								
127	A	St. Mary's (CA)	74 <b>82</b>	307	A	Pepperdine	58 <b>59</b>								
149	A	San Francisco	64 <b>67</b>	97	H	BYU	55 <b>68</b>								
204	H	Loyola Marymount	52 <b>65</b>	215	H	San Diego	84 <b>64</b>								
97	A	BYU	50 <b>68</b>	77	A	Gonzaga	65 <b>63</b>								

Non-Div I Games: UC Merced 111 50 William Jessup 103 65

Pacific

Loss, Non-Conf, S Site, H Home A Away N Neutral

Average RPI Win:	207	WON-LOST	WINNING	LAST 10	STRENGTH OF	OPP. STRENGTH	TEAM	ADJ.	CONF.	ADJ CONF.
Average RPI Loss:	98	RECORD	PCT. RANK	GAMES	SCHEDULE	OF SCHEDULE	RPI	RPI	RPI	RPI
DIV. I ONLY	11- 6	101	7- 2	159	122	120	120	9	9	
DIV. I NON-CONF.	6- 6	165	3- 3	246	124	185	185	9	9	
TOTALS	RPI 1-25	RPI 26-50	W-L RECORDS	RPI 51-100	RPI 101-150	RPI 150+				
11- 6	0- 1	1- 1	OVERALL	0- 1	1- 1	9- 2				
4- 5	0- 0	1- 1	HOME	0- 1	1- 1	2- 2				
7- 1	0- 1	0- 0	AWAY	0- 0	0- 0	7- 0				
0- 0	0- 0	0- 0	NEUTRAL	0- 0	0- 0	0- 0				
6- 6	0- 1	0- 1	NON-CONFERENCE	0- 1	0- 1	6- 2				
0- 5	0- 0	0- 1	HOME	0- 1	0- 1	0- 2				
6- 1	0- 1	0- 0	AWAY	0- 0	0- 0	6- 0				
0- 0	0- 0	0- 0	NEUTRAL	0- 0	0- 0	0- 0				
5- 0	0- 0	1- 0	CONFERENCE	0- 0	1- 0	3- 0				
4- 0	0- 0	1- 0	HOME	0- 0	1- 0	2- 0				
1- 0	0- 0	0- 0	AWAY	0- 0	0- 0	1- 0				
0- 0	0- 0	0- 0	NEUTRAL	0- 0	0- 0	0- 0				

RPI 1-25				RPI 26-50				RPI 51-100				RPI 101+ Team's RPI: 120			
RPI	S	Opponent	Score	RPI	S	Opponent	Score	RPI	S	Opponent	Score	RPI	S	Opponent	Score
11	A	Duke	55 68	26	H	Temple	53 63	66	H	Villanova	48 60	116	H	Saint Joseph's	53 57
				36	H	Harvard	63 43					150	H	Yale	66 55
												160	A	UC Riverside	71 55
												161	H	Brown	86 60
												164	H	La Salle	56 58
												173	A	Princeton	62 57
												188	A	CSUN	47 36
												207	H	Binghamton	48 61
												213	H	Dartmouth	68 38
												236	A	Richmond	47 44
												299	A	Rhode Island	75 43
												318	A	Lafayette	64 47
												343	A	Wagner	63 39
LAST 12 Division I GAMES:															
213	H	Dartmouth	68 38	173	A	Princeton	62 57								
36	H	Harvard	63 43	160	A	UC Riverside	71 55								
26	H	Temple	53 63	188	A	CSUN	47 36								
66	H	Villanova	48 60	236	A	Richmond	47 44								
161	H	Brown	86 60	164	H	La Salle	56 58								
150	H	Yale	66 55	343	A	Wagner	63 39								

Non-Div I Games: Stevens 89 43

Penn



Pepperdine

Through Games Of Feb. 9, 2017

Average RPI Win: <b>213</b>	WON-LOST	WINNING	LAST 10	STRENGTH OF	OPP. STRENGTH	TEAM	ADJ.	CONF.	ADJ CONF.
Average RPI Loss: <b>186</b>	RECORD	PCT. RANK	GAMES	SCHEDULE	OF SCHEDULE	RPI	RPI	RPI	RPI
DIV. I ONLY	6- 18	298	3- 7	236	218	307	307	14	14
DIV. I NON-CONF.	2- 9	293	0- 0	272	326	327	327	12	12
TOTALS	RPI 1-25	RPI 26-50	W-L RECORDS	RPI 51-100	RPI 101-150	RPI 150+			
6- 18	0- 1	0- 0	OVERALL	1- 4	1- 2	4- 11			
4- 7	0- 1	0- 0	HOME	1- 2	1- 2	2- 2			
2- 11	0- 0	0- 0	AWAY	0- 2	0- 0	2- 9			
0- 0	0- 0	0- 0	NEUTRAL	0- 0	0- 0	0- 0			
2- 9	0- 1	0- 0	NON-CONFERENCE	0- 1	0- 1	2- 6			
1- 4	0- 1	0- 0	HOME	0- 1	0- 1	1- 1			
1- 5	0- 0	0- 0	AWAY	0- 0	0- 0	1- 5			
0- 0	0- 0	0- 0	NEUTRAL	0- 0	0- 0	0- 0			
4- 9	0- 0	0- 0	CONFERENCE	1- 3	1- 1	2- 5			
3- 3	0- 0	0- 0	HOME	1- 1	1- 1	1- 1			
1- 6	0- 0	0- 0	AWAY	0- 2	0- 0	1- 4			
0- 0	0- 0	0- 0	NEUTRAL	0- 0	0- 0	0- 0			

RPI 1-25				RPI 26-50				RPI 51-100				RPI 101+ Team's RPI: 307			
RPI	S	Opponent	Score	RPI	S	Opponent	Score	RPI	S	Opponent	Score	RPI	S	Opponent	Score
11	H	Duke	65 <b>99</b>					77	A	Gonzaga	61 <b>83</b>	109	H	Long Beach St.	41 <b>44</b>
								77	H	Gonzaga	79 69	127	H	St. Mary's (CA)	60 <b>81</b>
								86	H	UNLV	61 <b>68</b>	149	H	San Francisco	81 59
								97	A	BYU	49 <b>88</b>	152	A	Santa Clara	40 <b>61</b>
								97	H	BYU	47 <b>73</b>	195	A	New Mexico St.	66 <b>75</b>
												204	A	Loyola Marymount	60 <b>72</b>
												210	A	Pacific	79 <b>80</b>
												210	H	Pacific	59 58
												215	A	San Diego	55 42
												253	A	UC Santa Barbara	57 <b>66</b>
												264	A	Cal Poly	52 <b>62</b>
												277	A	Portland	55 <b>75</b>
												277	H	Portland	61 <b>71</b>
												286	H	Nevada	60 <b>69</b>
												290	H	CSU Bakersfield	62 57
												300	A	Denver	67 <b>75</b>
												331	A	Utah Valley	65 <b>72</b>
												338	A	Cal St. Fullerton	69 58
LAST 12 Division I GAMES:															
97	A	BYU	49 <b>88</b>	97	H	BYU	47 <b>73</b>	152	A	Santa Clara	40 <b>61</b>				
210	A	Pacific	79 <b>80</b>	210	H	Pacific	59 58	215	A	San Diego	55 42				
149	H	San Francisco	81 59	204	A	Loyola Marymount	60 <b>72</b>	277	H	Portland	61 <b>71</b>				
77	A	Gonzaga	61 <b>83</b>												
277	A	Portland	55 <b>75</b>												
127	H	St. Mary's (CA)	60 <b>81</b>												

Non-Div I Games:

Pepperdine

Loss, Non-Conf, S Site, H Home A Away N Neutral



Average RPI Win:	224	WON-LOST	WINNING	LAST 10	STRENGTH OF	OPP. STRENGTH	TEAM	ADJ.	CONF.	ADJ CONF.
Average RPI Loss:	56	RECORD	PCT. RANK	GAMES	SCHEDULE	OF SCHEDULE	RPI	RPI	RPI	RPI
DIV. I ONLY	11- 12	184	3- 7	78	70	158	158	3	3	
DIV. I NON-CONF.	8- 4	97	0- 1	268	260	184	184	4	4	
TOTALS	RPI 1-25	RPI 26-50	W-L RECORDS	RPI 51-100	RPI 101-150	RPI 150+				
11- 12	0- 4	0- 2	OVERALL	3- 4	0- 2	8- 0				
9- 5	0- 2	0- 0	HOME	3- 2	0- 1	6- 0				
0- 7	0- 2	0- 2	AWAY	0- 2	0- 1	0- 0				
2- 0	0- 0	0- 0	NEUTRAL	0- 0	0- 0	2- 0				
8- 4	0- 0	0- 0	NON-CONFERENCE	1- 3	0- 1	7- 0				
6- 2	0- 0	0- 0	HOME	1- 2	0- 0	5- 0				
0- 2	0- 0	0- 0	AWAY	0- 1	0- 1	0- 0				
2- 0	0- 0	0- 0	NEUTRAL	0- 0	0- 0	2- 0				
3- 8	0- 4	0- 2	CONFERENCE	2- 1	0- 1	1- 0				
3- 3	0- 2	0- 0	HOME	2- 0	0- 1	1- 0				
0- 5	0- 2	0- 2	AWAY	0- 1	0- 0	0- 0				
0- 0	0- 0	0- 0	NEUTRAL	0- 0	0- 0	0- 0				

RPI S Opponent	Score	RPI S Opponent	Score	RPI S Opponent	Score	RPI S Opponent	Score	Team's RPI: 158
2 A Notre Dame	54 86	34 A North Carolina St.	42 55	57 A Wake Forest	48 57	108 H Clemson	46 54	
12 A Louisville	52 73	35 A Syracuse	65 93	74 H Virginia	62 54	113 A Duquesne	54 63	
12 H Louisville	48 63			79 A Penn St.	62 91	159 H Boston College	56 43	
20 H Miami (FL)	50 82			91 H Cornell	56 44	244 H Loyola Maryland	74 44	
				96 H Purdue	61 67	257 N McNeese	71 65	
				98 H Charlotte	63 70	293 N UTEP	71 46	
				100 H North Carolina	68 48	301 H Bryant	76 60	
						313 H Youngstown St.	63 50	
						316 H Loyola Chicago	59 35	
						320 H Mt. St. Mary's	89 54	
LAST 12 Division I GAMES:								
108 H Clemson	46 54	100 H North Carolina	68 48					
57 A Wake Forest	48 57	2 A Notre Dame	54 86					
35 A Syracuse	65 93	12 A Louisville	52 73					
12 H Louisville	48 63	159 H Boston College	56 43					
34 A North Carolina St.	42 55	20 H Miami (FL)	50 82					
74 H Virginia	62 54	113 A Duquesne	54 63					

Non-Div I Games: Slippery Rock 94 48

Pittsburgh

Loss, Non-Conf, S Site, H Home A Away N Neutral

Average RPI Win: <b>289</b>	WON-LOST	WINNING	LAST 10	STRENGTH OF	OPP. STRENGTH	TEAM	ADJ.	CONF.	ADJ CONF.
Average RPI Loss: <b>123</b>	RECORD	PCT. RANK	GAMES	SCHEDULE	OF SCHEDULE	RPI	RPI	RPI	RPI
DIV. I ONLY	3- 20	333	1- 9	82	124	277	277	14	14
DIV. I NON-CONF.	1- 9	323	0- 0	25	68	232	232	12	12
TOTALS	RPI 1-25	RPI 26-50	W-L RECORDS	RPI 51-100	RPI 101-150	RPI 150+			
3- 20	0- 2	0- 1	OVERALL	0- 7	0- 3	3- 7			
2- 8	0- 1	0- 0	HOME	0- 3	0- 2	2- 2			
1- 11	0- 1	0- 1	AWAY	0- 3	0- 1	1- 5			
0- 1	0- 0	0- 0	NEUTRAL	0- 1	0- 0	0- 0			
1- 9	0- 2	0- 1	NON-CONFERENCE	0- 4	0- 0	1- 2			
1- 2	0- 1	0- 0	HOME	0- 1	0- 0	1- 0			
0- 6	0- 1	0- 1	AWAY	0- 2	0- 0	0- 2			
0- 1	0- 0	0- 0	NEUTRAL	0- 1	0- 0	0- 0			
2- 11	0- 0	0- 0	CONFERENCE	0- 3	0- 3	2- 5			
1- 6	0- 0	0- 0	HOME	0- 2	0- 2	1- 2			
1- 5	0- 0	0- 0	AWAY	0- 1	0- 1	1- 3			
0- 0	0- 0	0- 0	NEUTRAL	0- 0	0- 0	0- 0			

RPI 1-25				RPI 26-50				RPI 51-100				RPI 101+ Team's RPI: 277			
RPI	S	Opponent	Score	RPI	S	Opponent	Score	RPI	S	Opponent	Score	RPI	S	Opponent	Score
6	A	Oregon St.	45 <b>62</b>	38	A	Oregon	41 <b>81</b>	65	H	Montana St.	66 <b>70</b>	127	A	St. Mary's (CA)	76 <b>92</b>
9	H	Washington	53 <b>83</b>					75	N	Southern California	54 <b>67</b>	127	H	St. Mary's (CA)	65 <b>75</b>
								77	A	Gonzaga	55 <b>67</b>	149	H	San Francisco	56 <b>75</b>
								77	H	Gonzaga	50 <b>85</b>	152	A	Santa Clara	56 <b>68</b>
								85	A	Boise St.	60 <b>74</b>	152	H	Santa Clara	44 <b>56</b>
								95	A	UC Davis	52 <b>66</b>	204	A	Loyola Marymount	54 <b>69</b>
								97	H	BYU	38 <b>77</b>	210	H	Pacific	74 <b>84</b>
												215	A	San Diego	40 <b>57</b>
												220	A	Weber St.	37 <b>76</b>
												252	H	Portland St.	79 68
												286	A	Nevada	59 <b>72</b>
												307	A	Pepperdine	71 61
												307	H	Pepperdine	75 55
LAST 12 Division I GAMES:															
127	H	St. Mary's (CA)	65 <b>75</b>	149	H	San Francisco	56 <b>75</b>								
97	H	BYU	38 <b>77</b>	204	A	Loyola Marymount	54 <b>69</b>								
152	A	Santa Clara	56 <b>68</b>	127	A	St. Mary's (CA)	76 <b>92</b>								
215	A	San Diego	40 <b>57</b>	77	A	Gonzaga	55 <b>67</b>								
307	H	Pepperdine	75 55	152	H	Santa Clara	44 <b>56</b>								
77	H	Gonzaga	50 <b>85</b>	307	A	Pepperdine	71 61								

Non-Div I Games: Alas. Anchorage 66 57

Portland

■ Loss, 
 ■ Non-Conf, 
 ■ S Site, 
 ■ H Home 
 ■ A Away 
 N Neutral

Average RPI Win:	<b>294</b>	WON-LOST	WINNING	LAST 10	STRENGTH OF	OPP. STRENGTH	TEAM	ADJ.	CONF.	ADJ CONF.
Average RPI Loss:	<b>137</b>	RECORD	PCT. RANK	GAMES	SCHEDULE	OF SCHEDULE	RPI	RPI	RPI	RPI
DIV. I ONLY	<b>9- 13</b>	<b>221</b>	<b>4- 6</b>	<b>304</b>	<b>166</b>	<b>252</b>	<b>252</b>	<b>19</b>	<b>19</b>	
DIV. I NON-CONF.	<b>5- 6</b>	<b>186</b>	<b>0- 1</b>	<b>323</b>	<b>103</b>	<b>235</b>	<b>235</b>	<b>18</b>	<b>18</b>	
TOTALS	RPI 1-25	RPI 26-50	W-L RECORDS	RPI 51-100	RPI 101-150	RPI 150+				
9- 13	0- 1	0- 1	OVERALL	0- 2	0- 5	9- 4				
4- 3	0- 0	0- 0	HOME	0- 0	0- 2	4- 1				
3- 8	0- 0	0- 0	AWAY	0- 0	0- 0	3- 0				
2- 2	0- 1	0- 1	NEUTRAL	0- 0	0- 0	2- 0				
5- 6	0- 1	0- 1	NON-CONFERENCE	0- 1	0- 1	5- 2				
2- 0	0- 0	0- 0	HOME	0- 0	0- 0	2- 0				
1- 4	0- 0	0- 0	AWAY	0- 1	0- 1	1- 2				
2- 2	0- 1	0- 1	NEUTRAL	0- 0	0- 0	2- 0				
4- 7	0- 0	0- 0	CONFERENCE	0- 1	0- 4	4- 2				
2- 3	0- 0	0- 0	HOME	0- 0	0- 2	2- 1				
2- 4	0- 0	0- 0	AWAY	0- 1	0- 2	2- 1				
0- 0	0- 0	0- 0	NEUTRAL	0- 0	0- 0	2- 0				

RPI 1-25			RPI 26-50			RPI 51-100			RPI 101+ Team's RPI: 252		
RPI	S	Opponent	Score	RPI	S	Opponent	Score	RPI	S	Opponent	Score
17	N	Oklahoma	60 <b>74</b>	38	N	Oregon	46 <b>90</b>	65	A	Montana St.	76 <b>83</b>
								85	A	Boise St.	76 <b>94</b>
								106	A	Northern Colo.	62 <b>91</b>
								123	A	North Dakota	61 <b>65</b>
								124	A	Arizona	52 <b>75</b>
								141	H	Idaho	66 <b>72</b>
								148	H	Eastern Wash.	62 <b>68</b>
								177	A	Idaho St.	47 <b>53</b>
								188	A	CSUN	72 <b>99</b>
								224	A	Seattle U	79 71
								270	N	Northern Ky.	77 54
								277	A	Portland	68 <b>79</b>
								284	N	Kennesaw St.	71 61
								287	A	Sacramento St.	88 86
								287	H	Sacramento St.	68 <b>77</b>
								291	H	Northern Ariz.	56 55
								295	H	Southern Utah	81 74
								327	A	Montana	64 44
								328	H	UC Irvine	79 73
								338	H	Cal St. Fullerton	81 73
LAST 12 Division I GAMES:											
177	A	Idaho St.	47 <b>53</b>	295	H	Southern Utah	81 74				
148	H	Eastern Wash.	62 <b>68</b>	291	H	Northern Ariz.	56 55				
141	H	Idaho	66 <b>72</b>	287	A	Sacramento St.	88 86				
287	H	Sacramento St.	68 <b>77</b>	106	A	Northern Colo.	62 <b>91</b>				
65	A	Montana St.	76 <b>83</b>	123	A	North Dakota	61 <b>65</b>				
327	A	Montana	64 44	124	A	Arizona	52 <b>75</b>				

Non-Div I Games: Pacific Union 93 61

Portland St.

■ Loss, 
 ■ Non-Conf, S Site, 
 ■ Home 
 ■ Away 
 N Neutral

Average RPI Win:	282	WON-LOST	WINNING	LAST 10	STRENGTH OF	OPP. STRENGTH	TEAM	ADJ.	CONF.	ADJ CONF.
Average RPI Loss:	176	RECORD	PCT. RANK	GAMES	SCHEDULE	OF SCHEDULE	RPI	RPI	RPI	RPI
DIV. I ONLY	8- 14	245	3- 7	232	330	283	283	30	30	
DIV. I NON-CONF.	5- 7	205	0- 2	105	274	165	165	29	29	
TOTALS	RPI 1-25	RPI 26-50	W-L RECORDS	RPI 51-100	RPI 101-150	RPI 150+				
8- 14	0- 2	0- 0	OVERALL	0- 2	0- 1	8- 9				
7- 2	0- 0	0- 0	HOME	0- 0	0- 0	7- 2				
0- 12	0- 0	0- 0	AWAY	0- 0	0- 0	0- 1				
1- 0	0- 0	0- 0	NEUTRAL	0- 0	0- 0	1- 0				
5- 7	0- 2	0- 0	NON-CONFERENCE	0- 2	0- 1	5- 2				
4- 0	0- 0	0- 0	HOME	0- 0	0- 0	4- 0				
0- 7	0- 2	0- 0	AWAY	0- 2	0- 1	0- 2				
1- 0	0- 0	0- 0	NEUTRAL	0- 0	0- 0	1- 0				
3- 7	0- 0	0- 0	CONFERENCE	0- 0	0- 0	3- 7				
3- 2	0- 0	0- 0	HOME	0- 0	0- 0	3- 2				
0- 5	0- 0	0- 0	AWAY	0- 0	0- 0	0- 5				
0- 0	0- 0	0- 0	NEUTRAL	0- 0	0- 0	0- 0				

RPI S	Opponent	Score	RPI S	Opponent	Score	RPI S	Opponent	Score	RPI S	Opponent	Score	Team's RPI: 283
15	A DePaul	62 94				76	A Texas Tech	43 85	105	A SFA	64 88	
18	A Texas A&M	62 90				94	A SMU	54 61	179	A Rice	57 68	
									193	H Texas St.	64 60	
									203	A Texas Southern	51 73	
									203	H Texas Southern	62 70	
									209	H Alabama St.	61 75	
									229	H Grambling	51 49	
									235	A UTRGV	74 82	
									238	A Southern U.	72 86	
									247	H Bethune-Cookman	66 64	
									250	N Marshall	78 68	
									282	A Mississippi Val.	55 64	
									294	A Ark.-Pine Bluff	47 64	
									302	H Nicholls St.	69 67	
									308	A Alcorn	55 62	
									337	H Sam Houston St.	75 65	
									348	H Jackson St.	73 63	
									349	H Alabama A&M	71 47	
LAST 12 Division I GAMES:												
203	A Texas Southern	51 73	348	H Jackson St.	73 63							
209	H Alabama St.	61 75	203	H Texas Southern	62 70							
349	H Alabama A&M	71 47	308	A Alcorn	55 62							
294	A Ark.-Pine Bluff	47 64	238	A Southern U.	72 86							
282	A Mississippi Val.	55 64	18	A Texas A&M	62 90							
229	H Grambling	51 49	105	A SFA	64 88							

Non-Div I Games:

Prairie View

Presbyterian

Through Games Of Feb. 9, 2017

Average RPI Win:	270	WON-LOST	WINNING	LAST 10	STRENGTH OF	OPP. STRENGTH	TEAM	ADJ.	CONF.	ADJ CONF.
Average RPI Loss:	167	RECORD	PCT. RANK	GAMES	SCHEDULE	OF SCHEDULE	RPI	RPI	RPI	RPI
DIV. I ONLY	8- 14	245	5- 5	184	318	223	223	28	28	
DIV. I NON-CONF.	2- 9	293	0- 1	82	276	219	219	28	28	
TOTALS	RPI 1-25	RPI 26-50	W-L RECORDS	RPI 51-100	RPI 101-150	RPI 150+				
8- 14	0- 0	0- 1	OVERALL	0- 5	1- 1	7- 7				
3- 5	0- 0	0- 0	HOME	0- 2	1- 0	2- 3				
5- 8	0- 0	0- 1	AWAY	0- 3	0- 1	5- 3				
0- 1	0- 0	0- 0	NEUTRAL	0- 0	0- 0	0- 1				
2- 9	0- 0	0- 1	NON-CONFERENCE	0- 5	0- 1	2- 2				
0- 3	0- 0	0- 0	HOME	0- 2	0- 0	0- 1				
2- 5	0- 0	0- 1	AWAY	0- 3	0- 1	2- 0				
0- 1	0- 0	0- 0	NEUTRAL	0- 0	0- 0	0- 1				
6- 5	0- 0	0- 0	CONFERENCE	0- 0	1- 0	5- 5				
3- 2	0- 0	0- 0	HOME	0- 0	1- 0	2- 2				
3- 3	0- 0	0- 0	AWAY	0- 0	0- 0	3- 3				
0- 0	0- 0	0- 0	NEUTRAL	0- 0	0- 0	0- 0				

RPI S	Opponent	Score	RPI S	Opponent	Score	RPI S	Opponent	Score	RPI S	Opponent	Score	Team's RPI: 223
50	A Indiana	37 71	52	A Virginia Tech	36 67	136	A East Carolina	46 54				
			77	A Gonzaga	39 79	137	H Radford	58 54				
			78	H Belmont	58 83	203	N Texas Southern	62 74				
			88	H Chattanooga	48 56	221	H Campbell	39 49				
			98	A Charlotte	63 71	230	A UNCG	69 62				
						237	A UNC Asheville	52 47				
						237	H UNC Asheville	60 67				
						241	A Liberty	60 68				
						256	A Charleston So.	34 52				
						256	H Charleston So.	50 48				
						288	A High Point	60 87				
						292	A Gardner-Webb	56 55				
						319	H USC Upstate	48 55				
						325	A Winthrop	78 39				
						336	H Longwood	65 55				
						344	A N.C. Central	72 63				
LAST 12 Division I GAMES:												
237	A UNC Asheville	52 47	256	H Charleston So.	50 48							
256	A Charleston So.	34 52	221	H Campbell	39 49							
137	H Radford	58 54	241	A Liberty	60 68							
288	A High Point	60 87	292	A Gardner-Webb	56 55							
237	H UNC Asheville	60 67	336	H Longwood	65 55							
325	A Winthrop	78 39	88	H Chattanooga	48 56							

Non-Div I Games:

Presbyterian

Loss, Non-Conf, S Site, H Home A Away N Neutral

Average RPI Win:	220	WON-LOST	WINNING	LAST 10	STRENGTH OF	OPP. STRENGTH	TEAM	ADJ.	CONF.	ADJ CONF.
Average RPI Loss:	91	RECORD	PCT. RANK	GAMES	SCHEDULE	OF SCHEDULE	RPI	RPI	RPI	RPI
DIV. I ONLY	9- 9	168	5- 5	139	111	173	173	9	9	
DIV. I NON-CONF.	6- 7	182	4- 3	223	80	192	192	9	9	
TOTALS	RPI 1-25	RPI 26-50	W-L RECORDS	RPI 51-100	RPI 101-150	RPI 150+				
9- 9	0- 1	1- 1	OVERALL	0- 2	1- 4	7- 1				
7- 4	0- 0	1- 0	HOME	0- 1	1- 2	5- 1				
2- 5	0- 1	0- 1	AWAY	0- 1	0- 2	2- 0				
0- 0	0- 0	0- 0	NEUTRAL	0- 0	0- 0	0- 0				
6- 7	0- 1	0- 1	NON-CONFERENCE	0- 2	0- 3	6- 0				
4- 2	0- 0	0- 0	HOME	0- 1	0- 1	4- 0				
2- 5	0- 1	0- 1	AWAY	0- 1	0- 2	2- 0				
0- 0	0- 0	0- 0	NEUTRAL	0- 0	0- 0	0- 0				
3- 2	0- 0	1- 0	CONFERENCE	0- 0	1- 1	1- 1				
3- 2	0- 0	1- 0	HOME	0- 0	1- 1	1- 1				
0- 0	0- 0	0- 0	AWAY	0- 0	0- 0	0- 0				
0- 0	0- 0	0- 0	NEUTRAL	0- 0	0- 0	0- 0				

RPI S	Opponent	Score	RPI S	Opponent	Score	RPI S	Opponent	Score	RPI S	Opponent	Score	Team's RPI: 173
22	A Kansas St.	42 60	36	H Harvard	63 58	55	A George Washington	45 56	112	A Fordham	55 57	
			46	A Georgia Tech	51 67	58	H Dayton	56 62	118	A Delaware	62 66	
									120	H Penn	57 62	
									126	H Rider	62 70	
									150	H Yale	74 62	
									161	H Brown	88 98	
									186	H Seton Hall	94 67	
									196	H Rutgers	64 34	
									213	H Dartmouth	85 55	
									231	A UMBC	69 58	
									304	A Lipscomb	71 43	
									318	H Lafayette	65 27	
									343	H Wagner	107 44	
LAST 12 Division I GAMES:												
36	H Harvard	63 58	46	A Georgia Tech	51 67							
213	H Dartmouth	85 55	343	H Wagner	107 44							
150	H Yale	74 62	22	A Kansas St.	42 60							
161	H Brown	88 98	112	A Fordham	55 57							
120	H Penn	57 62	318	H Lafayette	65 27							
304	A Lipscomb	71 43	186	H Seton Hall	94 67							

Non-Div I Games:

Princeton

■ Loss, 
 ■ Non-Conf, S Site, 
 ■ Home 
 ■ Away 
 N Neutral

## Providence

Through Games Of Feb. 9, 2017

Average RPI Win:	212	WON-LOST	WINNING	LAST 10	STRENGTH OF	OPP. STRENGTH	TEAM	ADJ.	CONF.	ADJ CONF.
Average RPI Loss:	86	RECORD	PCT. RANK	GAMES	SCHEDULE	OF SCHEDULE	RPI	RPI	RPI	RPI
DIV. I ONLY	10- 14	220	1- 9	125	75	170	170	7	7	
DIV. I NON-CONF.	8- 3	67	0- 0	285	255	104	104	7	7	
TOTALS	RPI 1-25	RPI 26-50	W-L RECORDS	RPI 51-100	RPI 101-150	RPI 150+				
10- 14	0- 3	1- 3	OVERALL	0- 3	0- 1	9- 4				
5- 5	0- 2	1- 1	HOME	0- 1	0- 0	4- 1				
3- 9	0- 1	0- 2	AWAY	0- 2	0- 1	3- 3				
2- 0	0- 0	0- 0	NEUTRAL	0- 0	0- 0	2- 0				
8- 3	0- 0	0- 0	NON-CONFERENCE	0- 0	0- 1	8- 2				
3- 0	0- 0	0- 0	HOME	0- 0	0- 0	3- 0				
3- 3	0- 0	0- 0	AWAY	0- 0	0- 1	3- 2				
2- 0	0- 0	0- 0	NEUTRAL	0- 0	0- 0	2- 0				
2- 11	0- 3	1- 3	CONFERENCE	0- 3	0- 0	1- 2				
2- 5	0- 2	1- 1	HOME	0- 1	0- 0	1- 1				
0- 6	0- 1	0- 2	AWAY	0- 2	0- 0	0- 1				
0- 0	0- 0	0- 0	NEUTRAL	0- 0	0- 0	0- 0				

RPI 1-25				RPI 26-50				RPI 51-100				RPI 101+ Team's RPI: 170			
RPI	S	Opponent	Score	RPI	S	Opponent	Score	RPI	S	Opponent	Score	RPI	S	Opponent	Score
15	A	DePaul	56 61	42	A	Marquette	74 79	61	A	St. John's (NY)	50 60	143	A	Columbia	64 66
15	H	DePaul	55 64	42	H	Marquette	66 64	66	A	Villanova	43 61	159	A	Boston College	53 57
21	H	Creighton	51 58	47	A	Georgetown	70 72	66	H	Villanova	59 64	161	A	Brown	70 77
				47	H	Georgetown	39 71					166	A	Hartford	77 65
												172	H	Xavier	51 54
												186	A	Seton Hall	43 55
												207	H	Binghamton	71 58
												216	N	Miami (OH)	75 59
												218	A	UNCW	65 49
												226	A	Monmouth	62 58
												232	H	Colgate	92 85
												234	H	Butler	68 51
												280	H	North Dakota St.	86 63
												301	N	Bryant	62 51
LAST 12 Division I GAMES:															
66	A	Villanova	43 61	21	H	Creighton	51 58								
47	A	Georgetown	70 72	47	H	Georgetown	39 71								
15	H	DePaul	55 64	66	H	Villanova	59 64								
42	H	Marquette	66 64	42	A	Marquette	74 79								
61	A	St. John's (NY)	50 60	15	A	DePaul	56 61								
186	A	Seton Hall	43 55	234	H	Butler	68 51								

Non-Div I Games:

Providence

■ Loss, 
 ■ Non-Conf, S Site, 
 ■ Home 
 ■ Away 
 N Neutral

Average RPI Win:	178	WON-LOST	WINNING	LAST 10	STRENGTH OF	OPP. STRENGTH	TEAM	ADJ.	CONF.	ADJ CONF.
Average RPI Loss:	64	RECORD	PCT. RANK	GAMES	SCHEDULE	OF SCHEDULE	RPI	RPI	RPI	RPI
DIV. I ONLY	15- 10	122	6- 4	76	79	96	96	6	6	
DIV. I NON-CONF.	9- 5	112	0- 1	192	140	141	141	6	6	
TOTALS	RPI 1-25	RPI 26-50	W-L RECORDS	RPI 51-100	RPI 101-150	RPI 150+				
15- 10	0- 3	0- 3	OVERALL	4- 2	1- 1	10- 1				
8- 5	0- 2	0- 1	HOME	3- 1	0- 0	5- 1				
5- 3	0- 0	0- 2	AWAY	1- 0	1- 1	3- 0				
2- 2	0- 1	0- 0	NEUTRAL	0- 1	0- 0	2- 0				
9- 5	0- 1	0- 0	NON-CONFERENCE	1- 2	1- 1	7- 1				
5- 2	0- 0	0- 0	HOME	1- 1	0- 0	4- 1				
2- 1	0- 0	0- 0	AWAY	0- 0	1- 1	1- 0				
2- 2	0- 1	0- 0	NEUTRAL	0- 1	0- 0	2- 0				
6- 5	0- 2	0- 3	CONFERENCE	3- 0	0- 0	3- 0				
3- 3	0- 2	0- 1	HOME	2- 0	0- 0	1- 0				
3- 2	0- 0	0- 2	AWAY	1- 0	0- 0	2- 0				
0- 0	0- 0	0- 0	NEUTRAL	0- 0	0- 0	0- 0				

RPI 1-25				RPI 26-50				RPI 51-100 Team's RPI: 96				RPI 101+			
RPI	S	Opponent	Score	RPI	S	Opponent	Score	RPI	S	Opponent	Score	RPI	S	Opponent	Score
13	N	Stanford	69 78	30	H	Ohio St.	56 61	51	A	Michigan St.	76 66	128	A	Maine	47 67
19	H	Maryland	70 85	49	A	Northwestern	60 76	51	H	Michigan St.	66 54	138	A	Ball St.	58 42
25	H	Michigan	62 72	50	A	Indiana	60 74	62	H	Central Mich.	62 51	158	A	Pittsburgh	67 61
								66	N	Villanova	44 58	178	H	Southern Ill.	61 64
								79	H	Penn St.	64 51	182	A	Illinois	72 64
								80	H	IUPUI	62 67	183	N	Northeastern	79 54
												197	N	Wichita St.	86 49
												199	H	Nebraska	88 45
												208	A	Wisconsin	79 57
												232	H	Colgate	71 51
												274	H	Eastern Mich.	77 50
												319	H	USC Upstate	71 41
												344	H	N.C. Central	61 27
LAST 12 Division I GAMES:															
25	H	Michigan	62 72	30	H	Ohio St.	56 61								
182	A	Illinois	72 64	208	A	Wisconsin	79 57								
19	H	Maryland	70 85	79	H	Penn St.	64 51								
199	H	Nebraska	88 45	51	H	Michigan St.	66 54								
51	A	Michigan St.	76 66	49	A	Northwestern	60 76								
50	A	Indiana	60 74	80	H	IUPUI	62 67								

Non-Div I Games:

Purdue

■ Loss, 
 ■ Non-Conf, S Site, 
 ■ Home 
 ■ Away 
 N Neutral



Quinnipiac

Through Games Of Feb. 9, 2017

Average RPI Win:	198	WON-LOST	WINNING	LAST 10	STRENGTH OF	OPP. STRENGTH	TEAM	ADJ.	CONF.	ADJ CONF.
Average RPI Loss:	106	RECORD	PCT. RANK	GAMES	SCHEDULE	OF SCHEDULE	RPI	RPI	RPI	RPI
DIV. I ONLY	19- 6	37	7- 3	118	194	48	48	17	17	
DIV. I NON-CONF.	7- 3	83	0- 0	10	152	18	18	17	17	
TOTALS	RPI 1-25	RPI 26-50	W-L RECORDS	RPI 51-100	RPI 101-150	RPI 150+				
19- 6	0- 1	0- 1	OVERALL	2- 1	3- 1	14- 2				
10- 1	0- 0	0- 0	HOME	1- 1	1- 0	8- 0				
7- 4	0- 0	0- 0	AWAY	1- 0	1- 0	5- 1				
2- 1	0- 1	0- 0	NEUTRAL	0- 0	1- 0	1- 0				
7- 3	0- 1	0- 1	NON-CONFERENCE	2- 1	1- 0	4- 0				
2- 1	0- 0	0- 0	HOME	1- 1	0- 0	1- 0				
3- 1	0- 0	0- 1	AWAY	1- 0	0- 0	2- 0				
2- 1	0- 1	0- 0	NEUTRAL	0- 0	1- 0	1- 0				
12- 3	0- 0	0- 0	CONFERENCE	0- 0	2- 1	10- 2				
8- 0	0- 0	0- 0	HOME	0- 0	1- 0	7- 0				
4- 3	0- 0	0- 0	AWAY	0- 0	1- 1	3- 2				
0- 0	0- 0	0- 0	NEUTRAL	0- 0	0- 0	0- 0				

RPI 1-25				RPI 26-50				Team's RPI: 48		RPI 51-100				RPI 101+			
RPI	S	Opponent	Score	RPI	S	Opponent	Score		RPI	S	Opponent	Score	RPI	S	Opponent	Score	
6	N	Oregon St.	60 75	26	A	Temple	68 71		51	H	Michigan St.	54 71	109	N	Long Beach St.	63 60	
									58	A	Dayton	63 60	126	A	Rider	91 79	
									90	H	FGCU	66 56	126	H	Rider	79 53	
													147	A	Iona	44 58	
													166	A	Hartford	82 59	
													180	A	Fairfield	52 65	
													180	H	Fairfield	60 55	
													183	H	Northeastern	76 59	
													195	N	New Mexico St.	49 46	
													200	H	Siena	73 47	
													219	A	Niagara	71 64	
													219	H	Niagara	61 45	
													226	A	Monmouth	58 61	
													226	H	Monmouth	74 54	
													228	H	Marist	79 57	
													246	A	Canisius	64 53	
													269	H	Manhattan	81 38	
													309	A	Saint Peter's	84 51	
													309	H	Saint Peter's	82 47	
													312	A	Holy Cross	78 55	
LAST 12 Division I GAMES:																	
228	H	Marist	79 57	226	A	Monmouth	58 61										
226	H	Monmouth	74 54	180	H	Fairfield	60 55										
180	A	Fairfield	52 65	269	H	Manhattan	81 38										
147	A	Iona	44 58	246	A	Canisius	64 53										
219	H	Niagara	61 45	219	A	Niagara	71 64										
126	H	Rider	79 53	309	H	Saint Peter's	82 47										

Non-Div I Games:

Quinnipiac

Loss, Non-Conf, S Site, H Home A Away N Neutral

Average RPI Win:	254	WON-LOST	WINNING	LAST 10	STRENGTH OF	OPP. STRENGTH	TEAM	ADJ.	CONF.	ADJ CONF.
Average RPI Loss:	159	RECORD	PCT. RANK	GAMES	SCHEDULE	OF SCHEDULE	RPI	RPI	RPI	RPI
DIV. I ONLY	14- 6	72	7- 3	325	203	137	137	28	28	
DIV. I NON-CONF.	6- 3	97	0- 0	235	51	83	83	28	28	
TOTALS	RPI 1-25	RPI 26-50	W-L RECORDS	RPI 51-100	RPI 101-150	RPI 150+				
14- 6	0- 1	0- 0	OVERALL	1- 1	0- 0	13- 4				
7- 0	0- 0	0- 0	HOME	0- 0	0- 0	7- 0				
7- 6	0- 0	0- 0	AWAY	1- 1	0- 0	6- 0				
0- 0	0- 0	0- 0	NEUTRAL	0- 0	0- 0	0- 0				
6- 3	0- 1	0- 0	NON-CONFERENCE	1- 1	0- 0	5- 1				
2- 0	0- 0	0- 0	HOME	0- 0	0- 0	2- 0				
4- 3	0- 1	0- 0	AWAY	1- 1	0- 0	3- 1				
0- 0	0- 0	0- 0	NEUTRAL	0- 0	0- 0	0- 0				
8- 3	0- 0	0- 0	CONFERENCE	0- 0	0- 0	8- 3				
5- 0	0- 0	0- 0	HOME	0- 0	0- 0	5- 0				
3- 3	0- 0	0- 0	AWAY	0- 0	0- 0	3- 3				
0- 0	0- 0	0- 0	NEUTRAL	0- 0	0- 0	0- 0				

RPI 1-25				RPI 26-50				RPI 51-100				RPI 101+ Team's RPI: 137			
RPI	S	Opponent	Score	RPI	S	Opponent	Score	RPI	S	Opponent	Score	RPI	S	Opponent	Score
16	A	Kentucky	36 59					52	A	Virginia Tech	52 71	165	A	George Mason	56 70
								57	A	Wake Forest	68 60	184	A	Appalachian St.	57 54
												221	A	Campbell	61 42
												223	A	Presbyterian	54 58
												230	A	UNCG	70 54
												237	A	UNC Asheville	64 62
												241	A	Liberty	48 49
												241	H	Liberty	76 68
												256	A	Charleston So.	45 57
												258	H	Tennessee Tech	79 46
												281	H	Western Caro.	67 39
												285	A	Davidson	44 40
												288	H	High Point	59 56
												292	H	Gardner-Webb	67 57
												325	A	Winthrop	60 50
												325	H	Winthrop	74 49
												336	H	Longwood	73 55
LAST 12 Division I GAMES:															
241	A	Liberty	48 49	288	H	High Point	59 56								
325	H	Winthrop	74 49	336	H	Longwood	73 55								
223	A	Presbyterian	54 58	221	A	Campbell	61 42								
237	A	UNC Asheville	64 62	325	A	Winthrop	60 50								
241	H	Liberty	76 68	292	H	Gardner-Webb	67 57								
256	A	Charleston So.	45 57	52	A	Virginia Tech	52 71								

Non-Div I Games: Concord 78 51 Davis &amp; Elkins 67 57

Radford

Loss, Non-Conf, S Site, H Home A Away N Neutral

## Rhode Island

Through Games Of Feb. 9, 2017

Average RPI Win:	247	WON-LOST	WINNING	LAST 10	STRENGTH OF	OPP. STRENGTH	TEAM	ADJ.	CONF.	ADJ CONF.
Average RPI Loss:	150	RECORD	PCT. RANK	GAMES	SCHEDULE	OF SCHEDULE	RPI	RPI	RPI	RPI
DIV. I ONLY	4- 20	322	0- 10	162	189	299	299	12	12	
DIV. I NON-CONF.	4- 8	230	0- 0	212	205	245	245	13	13	
TOTALS	RPI 1-25	RPI 26-50	W-L RECORDS	RPI 51-100	RPI 101-150	RPI 150+				
4- 20	0- 0	0- 1	OVERALL	0- 4	0- 6	4- 9				
2- 9	0- 0	0- 0	HOME	0- 2	0- 4	2- 3				
2- 10	0- 0	0- 1	AWAY	0- 2	0- 2	2- 5				
0- 1	0- 0	0- 0	NEUTRAL	0- 0	0- 0	0- 1				
4- 8	0- 0	0- 1	NON-CONFERENCE	0- 2	0- 2	4- 3				
2- 3	0- 0	0- 0	HOME	0- 1	0- 1	2- 1				
2- 4	0- 0	0- 1	AWAY	0- 1	0- 1	2- 1				
0- 1	0- 0	0- 0	NEUTRAL	0- 0	0- 0	0- 1				
0- 12	0- 0	0- 0	CONFERENCE	0- 2	0- 4	0- 6				
0- 6	0- 0	0- 0	HOME	0- 1	0- 3	0- 2				
0- 6	0- 0	0- 0	AWAY	0- 1	0- 1	0- 4				
0- 0	0- 0	0- 0	NEUTRAL	0- 0	0- 0	0- 0				

RPI	S	Opponent	Score	RPI	S	Opponent	Score	RPI	S	Opponent	Score	RPI	S	Opponent	Score	Team's RPI: 299
35	A	Syracuse	49	95	51	H	Michigan St.	48	85	112	H	Fordham	69	74		
					55	H	George Washington	44	72	116	H	Saint Joseph's	49	75		
					58	A	Dayton	51	81	117	H	Saint Louis	50	68		
					73	A	Toledo	50	65	120	H	Penn	43	75		
										130	A	VCU	57	68		
										146	A	Kansas	36	72		
										161	A	Brown	65	76		
										164	A	La Salle	51	70		
										164	H	La Salle	49	58		
										180	A	Fairfield	72	65		
										213	H	Dartmouth	52	62		
										222	A	St. Bonaventure	69	78		
										228	H	Marist	82	61		
										236	A	Richmond	51	67		
										236	H	Richmond	53	58		
										239	H	Samford	78	63		
										297	A	Massachusetts	67	68		
										301	N	Bryant	56	62		
										339	A	UMass Lowell	64	57		
LAST 12 Division I GAMES:																
55	H	George Washington	44	72	130	A	VCU	57	68							
236	A	Richmond	51	67	236	H	Richmond	53	58							
164	H	La Salle	49	58	164	A	La Salle	51	70							
58	A	Dayton	51	81	297	A	Massachusetts	67	68							
116	H	Saint Joseph's	49	75	112	H	Fordham	69	74							
117	H	Saint Louis	50	68	222	A	St. Bonaventure	69	78							

Non-Div I Games:

Rhode Island

■ Loss, 
 ■ Non-Conf, 
 ■ S Site, 
 ■ H Home 
 ■ A Away 
 N Neutral

Average RPI Win:	253	WON-LOST	WINNING	LAST 10	STRENGTH OF	OPP. STRENGTH	TEAM	ADJ.	CONF.	ADJ CONF.
Average RPI Loss:	121	RECORD	PCT. RANK	GAMES	SCHEDULE	OF SCHEDULE	RPI	RPI	RPI	RPI
DIV. I ONLY	12- 9	134	4- 6	253	179	179	179	15	15	
DIV. I NON-CONF.	8- 2	49	0- 0	337	303	134	134	16	16	
TOTALS	RPI 1-25	RPI 26-50	W-L RECORDS	RPI 51-100	RPI 101-150	RPI 150+				
12- 9	0- 1	0- 0	OVERALL	1- 3	1- 2	10- 3				
6- 4	0- 0	0- 0	HOME	0- 1	1- 1	5- 2				
6- 5	0- 1	0- 0	AWAY	1- 2	0- 1	5- 1				
0- 0	0- 0	0- 0	NEUTRAL	0- 0	0- 0	0- 0				
8- 2	0- 1	0- 0	NON-CONFERENCE	0- 1	0- 0	8- 0				
4- 0	0- 0	0- 0	HOME	0- 0	0- 0	4- 0				
4- 2	0- 1	0- 0	AWAY	0- 1	0- 0	4- 0				
0- 0	0- 0	0- 0	NEUTRAL	0- 0	0- 0	0- 0				
4- 7	0- 0	0- 0	CONFERENCE	1- 2	1- 2	2- 3				
2- 4	0- 0	0- 0	HOME	0- 1	1- 1	1- 2				
2- 3	0- 0	0- 0	AWAY	1- 1	0- 1	1- 1				
0- 0	0- 0	0- 0	NEUTRAL	0- 0	0- 0	0- 0				

RPI 1-25				RPI 26-50				RPI 51-100				RPI 101+ Team's RPI: 179			
RPI	S	Opponent	Score	RPI	S	Opponent	Score	RPI	S	Opponent	Score	RPI	S	Opponent	Score
23	A	LSU	55 66					64	A	Oklahoma St.	51 65	111	H	Southern Miss.	76 68
								81	A	Middle Tenn.	61 71	139	A	Old Dominion	66 81
								98	A	Charlotte	55 52	139	H	Old Dominion	47 59
								98	H	Charlotte	51 69	163	H	Louisiana Tech	67 70
												176	A	UAB	61 62
												203	A	Texas Southern	52 49
												205	A	North Texas	51 49
												205	H	North Texas	69 77
												225	H	Grand Canyon	64 50
												275	H	FIU	74 55
												283	H	Prairie View	68 57
												289	H	A&M-Corpus Christi	70 36
												330	A	La.-Monroe	93 50
												333	A	Incarinate Word	60 43
												337	H	Sam Houston St.	77 51
												342	A	Houston Baptist	79 53
LAST 12 Division I GAMES:															
275	H	FIU	74 55	205	A	North Texas	51 49								
205	H	North Texas	69 77	176	A	UAB	61 62								
98	A	Charlotte	55 52	81	A	Middle Tenn.	61 71								
139	A	Old Dominion	66 81	98	H	Charlotte	51 69								
111	H	Southern Miss.	76 68	139	H	Old Dominion	47 59								
163	H	Louisiana Tech	67 70	330	A	La.-Monroe	93 50								

Non-Div I Games: Huston-Tillotson 96 62

Rice

Average RPI Win:	266	WON-LOST	WINNING	LAST 10	STRENGTH OF	OPP. STRENGTH	TEAM	ADJ.	CONF.	ADJ CONF.
Average RPI Loss:	130	RECORD	PCT. RANK	GAMES	SCHEDULE	OF SCHEDULE	RPI	RPI	RPI	RPI
DIV. I ONLY	11- 14	211	4- 6	271	171	236	236	12	12	
DIV. I NON-CONF.	6- 7	182	0- 0	267	304	247	247	13	13	
TOTALS	RPI 1-25	RPI 26-50	W-L RECORDS	RPI 51-100	RPI 101-150	RPI 150+				
11- 14	0- 0	0- 0	OVERALL	0- 2	1- 8	10- 4				
5- 7	0- 0	0- 0	HOME	0- 1	1- 4	4- 2				
4- 6	0- 0	0- 0	AWAY	0- 1	0- 4	4- 1				
2- 1	0- 0	0- 0	NEUTRAL	0- 0	0- 0	2- 1				
6- 7	0- 0	0- 0	NON-CONFERENCE	0- 1	0- 4	6- 2				
2- 4	0- 0	0- 0	HOME	0- 1	0- 3	2- 0				
2- 2	0- 0	0- 0	AWAY	0- 0	0- 1	2- 1				
2- 1	0- 0	0- 0	NEUTRAL	0- 0	0- 0	2- 1				
5- 7	0- 0	0- 0	CONFERENCE	0- 1	1- 4	4- 2				
3- 3	0- 0	0- 0	HOME	0- 0	1- 1	2- 2				
2- 4	0- 0	0- 0	AWAY	0- 1	0- 3	2- 0				
0- 0	0- 0	0- 0	NEUTRAL	0- 0	0- 0	0- 0				

RPI 1-25				RPI 26-50				RPI 51-100				RPI 101+ Team's RPI: 236					
RPI	S	Opponent	Score	RPI	S	Opponent	Score	RPI	S	Opponent	Score	RPI	S	Opponent	Score		
								58	A	Dayton	39	55	112	A	Fordham	41	67
								74	H	Virginia	56	63	113	A	Duquesne	61	73
													116	H	Saint Joseph's	70	52
													120	H	Penn	44	47
													130	A	VCU	55	62
													130	H	VCU	55	57
													133	A	William & Mary	39	67
													136	H	East Carolina	60	71
													143	H	Columbia	58	65
													156	A	Hampton	45	72
													164	H	La Salle	58	63
													165	H	George Mason	50	54
													184	H	Appalachian St.	55	46
													191	N	Cleveland St.	65	69
													222	H	St. Bonaventure	61	54
													241	N	Liberty	63	54
													254	A	Furman	54	48
													285	A	Davidson	61	52
													299	A	Rhode Island	58	53
													299	H	Rhode Island	67	51
													334	A	Fla. Atlantic	77	67
													341	N	Florida A&M	64	51
													347	H	Morgan St.	54	37
LAST 12 Division I GAMES:																	
								58	A	Dayton	39	55	164	H	La Salle	58	63
								299	H	Rhode Island	67	51	299	A	Rhode Island	58	53
								130	H	VCU	55	57	112	A	Fordham	41	67
								285	A	Davidson	61	52	222	H	St. Bonaventure	61	54
								113	A	Duquesne	61	73	130	A	VCU	55	62
								165	H	George Mason	50	54	116	H	Saint Joseph's	70	52

Non-Div I Games:

Richmond

■ Loss, 
 ■ Non-Conf, 
 ■ S Site, 
 ■ H Home 
 ■ A Away 
 N Neutral

Average RPI Win: <b>240</b>	WON-LOST	WINNING	LAST 10	STRENGTH OF	OPP. STRENGTH	TEAM	ADJ.	CONF.	ADJ CONF.
Average RPI Loss: <b>136</b>	RECORD	PCT. RANK	GAMES	SCHEDULE	OF SCHEDULE	RPI	RPI	RPI	RPI
DIV. I ONLY	17- 6	45	8- 2	299	190	126	126	17	17
DIV. I NON-CONF.	6- 3	97	0- 0	312	249	155	155	17	17
TOTALS	RPI 1-25	RPI 26-50	W-L RECORDS	RPI 51-100	RPI 101-150	RPI 150+			
17- 6	0- 0	0- 2	OVERALL	0- 0	1- 1	16- 3			
7- 2	0- 0	0- 1	HOME	0- 0	1- 0	6- 1			
10- 3	0- 0	0- 1	AWAY	0- 0	0- 1	10- 1			
0- 1	0- 0	0- 0	NEUTRAL	0- 0	0- 0	0- 1			
6- 3	0- 0	0- 0	NON-CONFERENCE	0- 0	0- 1	6- 2			
3- 0	0- 0	0- 0	HOME	0- 0	0- 0	3- 0			
3- 2	0- 0	0- 0	AWAY	0- 0	0- 1	3- 1			
0- 1	0- 0	0- 0	NEUTRAL	0- 0	0- 0	0- 1			
11- 3	0- 0	0- 2	CONFERENCE	0- 0	1- 0	10- 1			
4- 2	0- 0	0- 1	HOME	0- 0	1- 0	3- 1			
7- 1	0- 0	0- 1	AWAY	0- 0	0- 0	7- 0			
0- 0	0- 0	0- 0	NEUTRAL	0- 0	0- 0	0- 0			

RPI 1-25				RPI 26-50				RPI 51-100				RPI 101+ Team's RPI: 126			
RPI	S	Opponent	Score	RPI	S	Opponent	Score	RPI	S	Opponent	Score	RPI	S	Opponent	Score
				48	A	Quinnipiac	53 79					134	A	UCF	30 49
				48	H	Quinnipiac	79 91					147	H	Iona	85 65
												164	H	La Salle	74 61
												169	A	Towson	79 75
												173	A	Princeton	70 62
												180	H	Fairfield	67 68
												186	A	Seton Hall	81 89
												200	A	Siena	62 61
												200	H	Siena	72 70
												219	A	Niagara	78 58
												222	N	St. Bonaventure	47 60
												226	A	Monmouth	71 69
												228	A	Marist	69 56
												246	A	Canisius	71 70
												269	A	Manhattan	53 36
												269	H	Manhattan	73 64
												305	A	Lehigh	75 68
												309	A	Saint Peter's	56 43
												309	H	Saint Peter's	47 46
												318	H	Lafayette	76 58
												322	H	St. Francis Brooklyn	77 60
LAST 12 Division I GAMES:															
				200	H	Siena	72 70					180	H	Fairfield	67 68
				226	A	Monmouth	71 69					228	A	Marist	69 56
				309	H	Saint Peter's	47 46					200	A	Siena	62 61
				269	H	Manhattan	73 64					269	A	Manhattan	53 36
				48	A	Quinnipiac	53 79					147	H	Iona	85 65
				309	A	Saint Peter's	56 43					48	H	Quinnipiac	79 91

Non-Div I Games:

Rider

■ Loss, 
 ■ Non-Conf, 
 S Site, 
 ■ Home 
 ■ Away 
 N Neutral

Average RPI Win:	296	WON-LOST	WINNING	LAST 10	STRENGTH OF	OPP. STRENGTH	TEAM	ADJ.	CONF.	ADJ CONF.
Average RPI Loss:	180	RECORD	PCT. RANK	GAMES	SCHEDULE	OF SCHEDULE	RPI	RPI	RPI	RPI
DIV. I ONLY	13- 9	125	8- 2	337	316	214	214	31	31	
DIV. I NON-CONF.	4- 6	209	0- 0	297	185	220	220	32	32	
TOTALS	RPI 1-25	RPI 26-50	W-L RECORDS	RPI 51-100	RPI 101-150	RPI 150+				
13- 9	0- 0	0- 1	OVERALL	0- 0	1- 3	12- 5				
4- 3	0- 0	0- 0	HOME	0- 0	0- 0	4- 3				
9- 5	0- 0	0- 1	AWAY	0- 0	1- 2	8- 2				
0- 1	0- 0	0- 0	NEUTRAL	0- 0	0- 1	0- 0				
4- 6	0- 0	0- 1	NON-CONFERENCE	0- 0	1- 3	3- 2				
1- 1	0- 0	0- 0	HOME	0- 0	0- 0	1- 1				
3- 4	0- 0	0- 1	AWAY	0- 0	1- 2	2- 1				
0- 1	0- 0	0- 0	NEUTRAL	0- 0	0- 1	0- 0				
9- 3	0- 0	0- 0	CONFERENCE	0- 0	0- 0	9- 3				
3- 2	0- 0	0- 0	HOME	0- 0	0- 0	3- 2				
6- 1	0- 0	0- 0	AWAY	0- 0	0- 0	6- 1				
0- 0	0- 0	0- 0	NEUTRAL	0- 0	0- 0	0- 0				

RPI 1-25			RPI 26-50			RPI 51-100			RPI 101+			Team's RPI: 214
RPI	S	Opponent	Score	RPI	S	Opponent	Score	RPI	S	Opponent	Score	
				45	A	Iowa	60 81					
								102	A	Vanderbilt	59 75	
								114	A	Kent St.	68 65	
								115	N	Stetson	60 68	
								118	A	Delaware	65 67	
								206	A	Sacred Heart	59 69	
								212	A	Saint Francis (PA)	70 68	
								212	H	Saint Francis (PA)	55 70	
								226	H	Monmouth	56 69	
								255	H	Howard	59 42	
								275	A	FIU	57 59	
								301	H	Bryant	62 46	
								306	H	Central Conn. St.	55 46	
								318	A	Lafayette	62 51	
								320	A	Mt. St. Mary's	50 44	
								322	A	St. Francis Brooklyn	61 54	
								322	H	St. Francis Brooklyn	49 56	
								332	A	LIU Brooklyn	64 54	
								332	H	LIU Brooklyn	83 42	
								343	A	Wagner	82 63	
								346	A	Fairleigh Dickinson	66 64	
								347	A	Morgan St.	58 44	
LAST 12 Division I GAMES:												
332	A	LIU Brooklyn	64 54	212	H	Saint Francis (PA)	55 70					
322	A	St. Francis Brooklyn	61 54	343	A	Wagner	82 63					
212	A	Saint Francis (PA)	70 68	332	H	LIU Brooklyn	83 42					
320	A	Mt. St. Mary's	50 44	322	H	St. Francis Brooklyn	49 56					
306	H	Central Conn. St.	55 46	346	A	Fairleigh Dickinson	66 64					
301	H	Bryant	62 46	206	A	Sacred Heart	59 69					

Non-Div I Games: Point Park 69 52

Robert Morris

■ Loss, 
 ■ Non-Conf, 
 ■ S Site, 
 ■ Home 
 ■ A Away 
 N Neutral

Average RPI Win:	149	WON-LOST	WINNING	LAST 10	STRENGTH OF	OPP. STRENGTH	TEAM	ADJ.	CONF.	ADJ CONF.
Average RPI Loss:	75	RECORD	PCT. RANK	GAMES	SCHEDULE	OF SCHEDULE	RPI	RPI	RPI	RPI
DIV. I ONLY	6- 18	298	3- 7	36	56	196	196	6	6	
DIV. I NON-CONF.	3- 10	280	0- 1	21	53	195	195	6	6	
TOTALS	RPI 1-25	RPI 26-50	W-L RECORDS	RPI 51-100	RPI 101-150	RPI 150+				
6- 18	0- 3	0- 7	OVERALL	3- 4	0- 0	3- 4				
6- 7	0- 1	0- 5	HOME	3- 1	0- 0	3- 0				
0- 11	0- 2	0- 2	AWAY	0- 3	0- 0	0- 4				
0- 0	0- 0	0- 0	NEUTRAL	0- 0	0- 0	0- 0				
3- 10	0- 1	0- 3	NON-CONFERENCE	1- 4	0- 0	2- 2				
3- 4	0- 1	0- 2	HOME	1- 1	0- 0	2- 0				
0- 6	0- 0	0- 1	AWAY	0- 3	0- 0	0- 2				
0- 0	0- 0	0- 0	NEUTRAL	0- 0	0- 0	0- 0				
3- 8	0- 2	0- 4	CONFERENCE	2- 0	0- 0	1- 2				
3- 3	0- 0	0- 3	HOME	2- 0	0- 0	1- 0				
0- 5	0- 2	0- 1	AWAY	0- 0	0- 0	0- 2				
0- 0	0- 0	0- 0	NEUTRAL	0- 0	0- 0	0- 0				

RPI	S	Opponent	Score	RPI	S	Opponent	Score	RPI	S	Opponent	Score	RPI	S	Opponent	Score	Team's RPI: 196
11	H	Duke	32 68	26	H	Temple	37 48	51	H	Michigan St.	62 58	171	A	Houston	51 53	
19	A	Maryland	71 80	29	A	Elon	54 66	57	A	Wake Forest	43 55	173	A	Princeton	34 64	
25	A	Michigan	50 63	41	H	James Madison	76 82	61	A	St. John's (NY)	39 65	182	A	Illinois	41 78	
				45	A	Iowa	57 71	68	H	Bucknell	57 53	186	H	Seton Hall	53 45	
				45	H	Iowa	59 71	74	A	Virginia	54 62	199	A	Nebraska	58 62	
				49	H	Northwestern	37 55	79	H	Penn St.	61 45	208	H	Wisconsin	68 52	
				50	H	Indiana	52 63	88	H	Chattanooga	53 66	301	H	Bryant	50 42	
LAST 12 Division I GAMES:																
50	H	Indiana	52 63	199	A	Nebraska	58 62									
45	A	Iowa	57 71	182	A	Illinois	41 78									
49	H	Northwestern	37 55	208	H	Wisconsin	68 52									
19	A	Maryland	71 80	79	H	Penn St.	61 45									
45	H	Iowa	59 71	25	A	Michigan	50 63									
51	H	Michigan St.	62 58	26	H	Temple	37 48									

Non-Div I Games:

Rutgers

■ Loss, 
■ Non-Conf, 
■ S Site, 
■ H Home 
■ A Away 
N Neutral



Average RPI Win:	254	WON-LOST	WINNING	LAST 10	STRENGTH OF	OPP. STRENGTH	TEAM	ADJ.	CONF.	ADJ CONF.
Average RPI Loss:	121	RECORD	PCT. RANK	GAMES	SCHEDULE	OF SCHEDULE	RPI	RPI	RPI	RPI
DIV. I ONLY	15- 4	25	8- 2	298	262	105	105	27	27	
DIV. I NON-CONF.	6- 2	63	1- 0	178	151	55	55	27	27	
TOTALS	RPI 1-25	RPI 26-50	W-L RECORDS	RPI 51-100	RPI 101-150	RPI 150+				
15- 4	0- 1	0- 0	OVERALL	1- 2	1- 0	13- 1				
6- 1	0- 0	0- 0	HOME	0- 1	0- 0	6- 0				
9- 3	0- 1	0- 0	AWAY	1- 1	1- 0	7- 1				
0- 0	0- 0	0- 0	NEUTRAL	0- 0	0- 0	0- 0				
6- 2	0- 1	0- 0	NON-CONFERENCE	1- 1	0- 0	5- 0				
2- 0	0- 0	0- 0	HOME	0- 0	0- 0	2- 0				
4- 2	0- 1	0- 0	AWAY	1- 1	0- 0	3- 0				
0- 0	0- 0	0- 0	NEUTRAL	0- 0	0- 0	0- 0				
9- 2	0- 0	0- 0	CONFERENCE	0- 1	1- 0	8- 1				
4- 1	0- 0	0- 0	HOME	0- 1	0- 0	4- 0				
5- 1	0- 0	0- 0	AWAY	0- 0	1- 0	4- 1				
0- 0	0- 0	0- 0	NEUTRAL	0- 0	0- 0	0- 0				

RPI 1-25				RPI 26-50				RPI 51-100				RPI 101+ Team's RPI: 105			
RPI	S	Opponent	Score	RPI	S	Opponent	Score	RPI	S	Opponent	Score	RPI	S	Opponent	Score
18	A	Texas A&M	48 63					67	A	South Dakota	74 80	125	A	Abilene Christian	70 61
								84	A	UT Arlington	65 60	163	A	Louisiana Tech	60 58
								99	H	Central Ark.	63 67	165	A	George Mason	77 76
												198	H	New Orleans	88 61
												257	A	McNeese	96 65
												283	H	Prairie View	88 64
												289	H	A&M-Corpus Christi	64 56
												296	A	Coppin St.	72 57
												298	A	Northwestern St.	72 76
												302	A	Nicholls St.	82 77
												302	H	Nicholls St.	80 55
												327	H	Montana	54 46
												333	A	Incarnate Word	94 75
												337	A	Sam Houston St.	83 65
												342	H	Houston Baptist	86 49
LAST 12 Division I GAMES:															
302	A	Nicholls St.	82 77	302	H	Nicholls St.	80 55								
298	A	Northwestern St.	72 76	125	A	Abilene Christian	70 61								
337	A	Sam Houston St.	83 65	289	H	A&M-Corpus Christi	64 56								
198	H	New Orleans	88 61	257	A	McNeese	96 65								
99	H	Central Ark.	63 67	342	H	Houston Baptist	86 49								
333	A	Incarnate Word	94 75	283	H	Prairie View	88 64								

Non-Div I Games: Okla. Panhandle 77 43 Tex. Permian Basin 89 70 LSU-Shreveport 93 56

SFA

Loss, Non-Conf, S Site, H Home A Away N Neutral

SI**E**

SMU				STRENGTH OF SCHEDULE	OPP. STRENGTH OF SCHEDULE	TEAM RPI	ADJ. RPI	CONF. RPI	ADJ CONF. RPI
Average RPI Win:	174	WON-LOST RECORD	WINNING PCT. RANK						
Average RPI Loss:	86		LAST 10 GAMES						
DIV. I ONLY	13- 10	138	4- 6	63	74	94	94	5	5
DIV. I NON-CONF.	9- 4	85	2- 0	111	100	65	65	5	5
-----									
TOTALS	RPI 1-25	RPI 26-50	W-L RECORDS	RPI 51-100	RPI 101-150	RPI 150+			
13- 10	1- 2	0- 2	OVERALL	0- 1	3- 3	9- 2			
9- 3	1- 1	0- 2	HOME	0- 0	2- 0	6- 0			
2- 6	0- 0	0- 0	AWAY	0- 1	1- 3	1- 2			
2- 1	0- 1	0- 0	NEUTRAL	0- 0	0- 0	2- 0			
9- 4	1- 1	0- 0	NON-CONFERENCE	0- 1	1- 1	7- 1			
6- 0	1- 0	0- 0	HOME	0- 0	0- 0	5- 0			
1- 3	0- 0	0- 0	AWAY	0- 1	1- 1	0- 1			
2- 1	0- 1	0- 0	NEUTRAL	0- 0	0- 0	2- 0			
4- 6	0- 1	0- 2	CONFERENCE	0- 0	2- 2	2- 1			
3- 3	0- 1	0- 2	HOME	0- 0	2- 0	1- 0			
1- 3	0- 0	0- 0	AWAY	0- 0	0- 2	1- 1			
0- 0	0- 0	0- 0	NEUTRAL	0- 0	0- 0	0- 0			

RPI 1-25				RPI 26-50				RPI 51-100 Team's RPI: 94				RPI 101+			
RPI	S	Opponent	Score	RPI	S	Opponent	Score	RPI	S	Opponent	Score	RPI	S	Opponent	Score
1	H	UConn	48 88	28	H	South Fla.	51 52	87	A	Colorado	50 67	121	A	TCU	67 76
4	N	Mississippi St.	42 91	43	H	Tulane	59 71					129	A	Tulsa	59 66
18	H	Texas A&M	54 53									134	H	UCF	63 58
												136	A	East Carolina	57 58
												145	H	Memphis	53 44
												146	A	Kansas	75 63
												153	A	Cincinnati	65 67
												153	H	Cincinnati	64 47
												154	A	New Mexico	49 64
												159	N	Boston College	72 64
												171	A	Houston	66 45
												193	H	Texas St.	64 56
												203	H	Texas Southern	61 36
												205	H	North Texas	65 51
												224	H	Seattle U	77 43
												229	N	Grambling	56 36
												283	H	Prairie View	61 54
LAST 12 Division I GAMES:															
134	H	UCF	63 58	1	H	UConn	48 88								
145	H	Memphis	53 44	43	H	Tulane	59 71								
129	A	Tulsa	59 66	136	A	East Carolina	57 58								
28	H	South Fla.	51 52	153	H	Cincinnati	64 47								
171	A	Houston	66 45	224	H	Seattle U	77 43								
153	A	Cincinnati	65 67	203	H	Texas Southern	61 36								

Non-Div I Games:

SMU

■ Loss, 
 ■ Non-Conf, 
 ■ S Site, 
 ■ H Home 
 ■ A Away 
 N Neutral

## Sacramento St.

Through Games Of Feb. 9, 2017

Average RPI Win:	278	WON-LOST	WINNING	LAST 10	STRENGTH OF	OPP. STRENGTH	TEAM	ADJ.	CONF.	ADJ CONF.
Average RPI Loss:	158	RECORD	PCT. RANK	GAMES	SCHEDULE	OF SCHEDULE	RPI	RPI	RPI	RPI
DIV. I ONLY	7- 14	262	4- 6	245	247	287	287	19	19	
DIV. I NON-CONF.	3- 7	250	0- 1	250	252	299	299	18	18	
TOTALS	RPI 1-25	RPI 26-50	W-L RECORDS	RPI 51-100	RPI 101-150	RPI 150+				
7- 14	0- 0	0- 1	OVERALL	0- 3	0- 5	7- 5				
4- 6	0- 0	0- 0	HOME	0- 2	0- 2	4- 2				
3- 6	0- 0	0- 1	AWAY	0- 1	0- 3	3- 1				
0- 2	0- 0	0- 0	NEUTRAL	0- 0	0- 0	0- 2				
3- 7	0- 0	0- 1	NON-CONFERENCE	0- 2	0- 1	3- 3				
2- 3	0- 0	0- 0	HOME	0- 2	0- 0	2- 1				
1- 2	0- 0	0- 1	AWAY	0- 0	0- 1	1- 0				
0- 2	0- 0	0- 0	NEUTRAL	0- 0	0- 0	0- 2				
4- 7	0- 0	0- 0	CONFERENCE	0- 1	0- 4	4- 2				
2- 3	0- 0	0- 0	HOME	0- 0	0- 2	2- 1				
2- 4	0- 0	0- 0	AWAY	0- 1	0- 2	2- 1				
0- 0	0- 0	0- 0	NEUTRAL	0- 0	0- 0	0- 0				

RPI 1-25				RPI 26-50				RPI 51-100				RPI 101+				Team's RPI: 287
RPI	S	Opponent	Score	RPI	S	Opponent	Score	RPI	S	Opponent	Score	RPI	S	Opponent	Score	
				40	A	California	73 97	65	A	Montana St.	80 84	106	A	Northern Colo.	88 95	
								75	H	Southern California	95 111	123	A	North Dakota	71 94	
								95	H	UC Davis	78 110	141	H	Idaho	58 72	
												148	H	Eastern Wash.	65 72	
												149	A	San Francisco	80 91	
												187	H	Hofstra	97 85	
												195	N	New Mexico St.	73 99	
												220	A	Weber St.	60 66	
												252	A	Portland St.	77 68	
												252	H	Portland St.	86 88	
												264	H	Cal Poly	97 96	
												286	H	Nevada	95 99	
												291	H	Northern Ariz.	82 76	
												295	H	Southern Utah	81 69	
												313	N	Youngstown St.	94 102	
												327	A	Montana	73 60	
												328	A	UC Irvine	78 70	
LAST 12 Division I GAMES:																
				220	A	Weber St.	60 66	291	H	Northern Ariz.	82 76					
				141	H	Idaho	58 72	295	H	Southern Utah	81 69					
				148	H	Eastern Wash.	65 72	252	H	Portland St.	86 88					
				252	A	Portland St.	77 68	123	A	North Dakota	71 94					
				327	A	Montana	73 60	106	A	Northern Colo.	88 95					
				65	A	Montana St.	80 84	95	H	UC Davis	78 110					

Non-Div I Games: Stanislaus St. 102 72

Sacramento St.

■ Loss, 
 ■ Non-Conf, 
 ■ S Site, 
 ■ Home 
 ■ A Away 
 N Neutral

Average RPI Win: 273				WON-LOST		WINNING		LAST 10		STRENGTH OF		OPP. STRENGTH		TEAM		ADJ.		CONF.		ADJ CONF.	
Average RPI Loss: 190				RECORD		PCT. RANK		GAMES		SCHEDULE		OF SCHEDULE		RPI		RPI		RPI		RPI	
DIV. I ONLY				12- 11		158		7- 3		251		331		206		206		31		31	
DIV. I NON-CONF.				3- 8		262		0- 0		66		226		189		189		32		32	
TOTALS				RPI 1-25		RPI 26-50		W-L RECORDS		RPI 51-100		RPI 101-150		RPI 150+							
12- 11				0- 0		0- 1		OVERALL		0- 3		0- 0		12- 7							
7- 3				0- 0		0- 1		HOME		0- 0		0- 0		7- 2							
5- 8				0- 0		0- 0		AWAY		0- 3		0- 0		5- 5							
0- 0				0- 0		0- 0		NEUTRAL		0- 0		0- 0		0- 0							
3- 8				0- 0		0- 1		NON-CONFERENCE		0- 3		0- 0		3- 4							
1- 3				0- 0		0- 1		HOME		0- 0		0- 0		1- 2							
2- 5				0- 0		0- 0		AWAY		0- 3		0- 0		2- 2							
0- 0				0- 0		0- 0		NEUTRAL		0- 0		0- 0		0- 0							
9- 3				0- 0		0- 0		CONFERENCE		0- 0		0- 0		9- 3							
6- 0				0- 0		0- 0		HOME		0- 0		0- 0		6- 0							
3- 3				0- 0		0- 0		AWAY		0- 0		0- 0		3- 3							
0- 0				0- 0		0- 0		NEUTRAL		0- 0		0- 0		0- 0							

RPI 1-25				RPI 26-50				RPI 51-100				RPI 101+				Team's RPI: 206	
RPI	S	Opponent	Score	RPI	S	Opponent	Score	RPI	S	Opponent	Score	RPI	S	Opponent	Score		
				36	H	Harvard	60 68	60	A	Buffalo	55 76	161	H	Brown	66 80		
								71	A	Iowa St.	56 76	166	A	Hartford	64 81		
								93	A	New Hampshire	43 71	180	A	Fairfield	56 44		
												200	H	Siena	62 58		
												207	A	Binghamton	77 69		
												212	H	Saint Francis (PA)	73 63		
												214	H	Robert Morris	69 59		
												226	H	Monmouth	54 65		
												301	A	Bryant	65 53		
												301	H	Bryant	66 59		
												305	A	Lehigh	62 68		
												306	A	Central Conn. St.	50 67		
												320	A	Mt. St. Mary's	59 61		
												320	H	Mt. St. Mary's	49 45		
												322	A	St. Francis Brooklyn	81 74		
												332	H	LIU Brooklyn	66 48		
												343	A	Wagner	70 56		
												343	H	Wagner	62 52		
												346	A	Fairleigh Dickinson	56 58		
LAST 12 Division I GAMES:																	
				346	A	Fairleigh Dickinson	56 58	322	A	St. Francis Brooklyn	81 74						
				301	H	Bryant	66 59	301	A	Bryant	65 53						
				320	A	Mt. St. Mary's	59 61	343	A	Wagner	70 56						
				332	H	LIU Brooklyn	66 48	306	A	Central Conn. St.	50 67						
				320	H	Mt. St. Mary's	49 45	212	H	Saint Francis (PA)	73 63						
				343	H	Wagner	62 52	214	H	Robert Morris	69 59						

Non-Div I Games:

Sacred Heart

■ Loss, ■ Non-Conf, S Site, H Home A Away N Neutral

## Saint Francis (PA)

Through Games Of Feb. 9, 2017

Average RPI Win:	297	WON-LOST	WINNING	LAST 10	STRENGTH OF	OPP. STRENGTH	TEAM	ADJ.	CONF.	ADJ CONF.
Average RPI Loss:	176	RECORD	PCT. RANK	GAMES	SCHEDULE	OF SCHEDULE	RPI	RPI	RPI	RPI
DIV. I ONLY	13- 10	138	9- 1	315	336	212	212	31	31	
DIV. I NON-CONF.	3- 8	262	0- 0	228	283	273	273	32	32	
TOTALS	RPI 1-25	RPI 26-50	W-L RECORDS	RPI 51-100	RPI 101-150	RPI 150+				
13- 10	0- 0	0- 2	OVERALL	0- 1	0- 2	13- 5				
5- 3	0- 0	0- 0	HOME	0- 1	0- 1	5- 1				
8- 5	0- 0	0- 2	AWAY	0- 0	0- 1	8- 2				
0- 2	0- 0	0- 0	NEUTRAL	0- 0	0- 0	0- 2				
3- 8	0- 0	0- 2	NON-CONFERENCE	0- 1	0- 2	3- 3				
1- 2	0- 0	0- 0	HOME	0- 1	0- 1	1- 0				
2- 4	0- 0	0- 2	AWAY	0- 0	0- 1	2- 1				
0- 2	0- 0	0- 0	NEUTRAL	0- 0	0- 0	0- 2				
10- 2	0- 0	0- 0	CONFERENCE	0- 0	0- 0	10- 2				
4- 1	0- 0	0- 0	HOME	0- 0	0- 0	4- 1				
6- 1	0- 0	0- 0	AWAY	0- 0	0- 0	6- 1				
0- 0	0- 0	0- 0	NEUTRAL	0- 0	0- 0	0- 0				

RPI S	Opponent	Score	RPI S	Opponent	Score	RPI S	Opponent	Score	RPI S	Opponent	Score	Team's RPI: 212
28	A South Fla.	80 129	91	H Cornell	72 78	133	A William & Mary	60 73				
42	A Marquette	91 104				143	H Columbia	77 84				
						206	A Sacred Heart	63 73				
						208	A Wisconsin	103 100				
						214	A Robert Morris	70 55				
						214	H Robert Morris	68 70				
						240	N UMES	82 90				
						246	H Canisius	95 74				
						263	A Coastal Caro.	70 59				
						301	H Bryant	79 67				
						306	H Central Conn. St.	87 81				
						313	A Youngstown St.	68 69				
						320	A Mt. St. Mary's	97 88				
						322	A St. Francis Brooklyn	75 59				
						322	H St. Francis Brooklyn	79 62				
						332	A LIU Brooklyn	74 30				
						332	H LIU Brooklyn	66 52				
						343	A Wagner	67 46				
						346	A Fairleigh Dickinson	82 79				
						348	N Jackson St.	84 88				
LAST 12 Division I GAMES:												
322	A St. Francis Brooklyn	75 59	214	A Robert Morris	70 55							
332	A LIU Brooklyn	74 30	320	A Mt. St. Mary's	97 88							
214	H Robert Morris	68 70	322	H St. Francis Brooklyn	79 62							
343	A Wagner	67 46	332	H LIU Brooklyn	66 52							
301	H Bryant	79 67	206	A Sacred Heart	63 73							
306	H Central Conn. St.	87 81	346	A Fairleigh Dickinson	82 79							

Non-Div I Games:

Saint Francis (PA)

■ Loss, 
 ■ Non-Conf, 
 ■ S Site, 
 ■ Home 
 ■ A Away 
 N Neutral

## Saint Joseph's

Through Games Of Feb. 9, 2017

Average RPI Win:	186	WON-LOST	WINNING	LAST 10	STRENGTH OF	OPP. STRENGTH	TEAM	ADJ.	CONF.	ADJ CONF.
Average RPI Loss:	94	RECORD	PCT. RANK	GAMES	SCHEDULE	OF SCHEDULE	RPI	RPI	RPI	RPI
DIV. I ONLY	11- 13	199	8- 2	46	152	116	116	12	12	
DIV. I NON-CONF.	3- 9	275	0- 0	19	172	168	168	13	13	
TOTALS	RPI 1-25	RPI 26-50	W-L RECORDS	RPI 51-100	RPI 101-150	RPI 150+				
11- 13	0- 0	0- 2	OVERALL	0- 7	5- 2	6- 2				
6- 5	0- 0	0- 2	HOME	0- 2	3- 0	3- 1				
5- 7	0- 0	0- 0	AWAY	0- 1	2- 1	3- 0				
0- 1	0- 0	0- 0	NEUTRAL	0- 1	0- 0	0- 0				
3- 9	0- 0	0- 2	NON-CONFERENCE	0- 5	1- 1	2- 1				
1- 5	0- 0	0- 2	HOME	0- 2	0- 0	1- 1				
2- 3	0- 0	0- 0	AWAY	0- 2	1- 1	1- 0				
0- 1	0- 0	0- 0	NEUTRAL	0- 1	0- 0	0- 0				
8- 4	0- 0	0- 0	CONFERENCE	0- 2	4- 1	4- 1				
5- 0	0- 0	0- 0	HOME	0- 0	3- 0	2- 0				
3- 4	0- 0	0- 0	AWAY	0- 2	1- 1	2- 1				
0- 0	0- 0	0- 0	NEUTRAL	0- 0	0- 0	0- 0				

RPI S	Opponent	Score	RPI S	Opponent	Score	RPI S	Opponent	Score	RPI S	Opponent	Score	Team's RPI: 116
26	H Temple	70 86	41	H James Madison	72 85	55	A George Washington	44 53	112	A Fordham	39 44	
						58	A Dayton	59 64	112	H Fordham	47 44	
						62	A Central Mich.	71 73	113	H Duquesne	60 58	
						66	H Villanova	54 62	117	A Saint Louis	66 63	
						68	H Bucknell	61 64	120	A Penn	57 53	
						72	A Drexel	49 60	130	H VCU	64 58	
						97	N BYU	56 71	147	A Iona	57 58	
									154	A New Mexico	79 67	
									164	A La Salle	75 55	
									187	H Hofstra	64 75	
									222	H St. Bonaventure	70 53	
									236	A Richmond	52 70	
									297	H Massachusetts	81 50	
									299	A Rhode Island	75 49	
									315	H NJIT	75 36	
LAST 12 Division I GAMES:												
112	A Fordham	39 44	112	H Fordham	47 44							
117	A Saint Louis	66 63	164	A La Salle	75 55							
113	H Duquesne	60 58	130	H VCU	64 58							
222	H St. Bonaventure	70 53	297	H Massachusetts	81 50							
299	A Rhode Island	75 49	55	A George Washington	44 53							
58	A Dayton	59 64	236	A Richmond	52 70							

Non-Div I Games:

Saint Joseph's

■ Loss, 
 ■ Non-Conf, 
 ■ S Site, 
 ■ H Home 
 ■ A Away 
 N Neutral

Average RPI Win: 210		WON-LOST	WINNING	LAST 10	STRENGTH OF	OPP. STRENGTH	TEAM	ADJ.	CONF.	ADJ CONF.
Average RPI Loss: 109		RECORD	PCT. RANK	GAMES	SCHEDULE	OF SCHEDULE	RPI	RPI	RPI	RPI
DIV. I ONLY		19- 6	37	7- 3	293	110	117	117	12	12
DIV. I NON-CONF.		10- 3	54	0- 0	329	159	143	143	13	13
TOTALS		RPI 1-25	RPI 26-50	W-L RECORDS	RPI 51-100	RPI 101-150	RPI 150+			
19- 6	0- 0		1- 1	OVERALL	2- 1	3- 3	13- 1			
10- 3	0- 0		1- 0	HOME	2- 1	2- 1	5- 1			
9- 3	0- 0		0- 1	AWAY	0- 0	1- 2	8- 0			
0- 0	0- 0		0- 0	NEUTRAL	0- 0	0- 0	0- 0			
10- 3	0- 0		1- 1	NON-CONFERENCE	1- 0	0- 1	8- 1			
5- 1	0- 0		1- 0	HOME	1- 0	0- 0	3- 1			
5- 2	0- 0		0- 1	AWAY	0- 0	0- 1	5- 0			
0- 0	0- 0		0- 0	NEUTRAL	0- 0	0- 0	0- 0			
9- 3	0- 0		0- 0	CONFERENCE	1- 1	3- 2	5- 0			
5- 2	0- 0		0- 0	HOME	1- 1	2- 1	2- 0			
4- 1	0- 0		0- 0	AWAY	0- 0	1- 1	3- 0			
0- 0	0- 0		0- 0	NEUTRAL	0- 0	0- 0	0- 0			

RPI 1-25				RPI 26-50				RPI 51-100				RPI 101+				Team's RPI: 117	
RPI	S	Opponent	Score	RPI	S	Opponent	Score	RPI	S	Opponent	Score	RPI	S	Opponent	Score		
				33	H	Missouri	72 61	53	H	Washington St.	73 70	112	H	Fordham	82 58		
				39	A	Little Rock	43 56	55	H	George Washington	67 59	113	A	Duquesne	65 94		
								58	H	Dayton	67 78	116	H	Saint Joseph's	63 66		
												129	A	Tulsa	64 70		
												130	A	VCU	62 48		
												130	H	VCU	77 72		
												165	H	George Mason	89 50		
												201	H	Indiana St.	67 70		
												204	A	Loyola Marymount	90 76		
												211	H	SIUE	90 49		
												222	H	St. Bonaventure	64 49		
												227	A	Bradley	68 58		
												279	A	Southeast Mo. St.	89 50		
												285	A	Davidson	106 69		
												297	A	Massachusetts	81 60		
												299	A	Rhode Island	68 50		
												304	A	Lipscomb	83 38		
												311	H	Eastern Ky.	78 51		
												328	A	UC Irvine	79 69		
												347	H	Morgan St.	71 43		
LAST 12 Division I GAMES:																	
				130	H	VCU	77 72	113	A	Duquesne	65 94						
				116	H	Saint Joseph's	63 66	58	H	Dayton	67 78						
				297	A	Massachusetts	81 60	222	H	St. Bonaventure	64 49						
				112	H	Fordham	82 58	130	A	VCU	62 48						
				55	H	George Washington	67 59	165	H	George Mason	89 50						
				299	A	Rhode Island	68 50	285	A	Davidson	106 69						

Non-Div I Games:

Saint Louis

■ Loss, ■ Non-Conf, S Site, H Home A Away N Neutral



## Saint Peter's

Through Games Of Feb. 9, 2017

Average RPI Win:	264	WON-LOST	WINNING	LAST 10	STRENGTH OF	OPP. STRENGTH	TEAM	ADJ.	CONF.	ADJ CONF.
Average RPI Loss:	162	RECORD	PCT. RANK	GAMES	SCHEDULE	OF SCHEDULE	RPI	RPI	RPI	RPI
DIV. I ONLY	3- 20	333	0- 10	142	243	309	309	17	17	
DIV. I NON-CONF.	1- 8	314	0- 0	98	259	295	295	17	17	
TOTALS	RPI 1-25	RPI 26-50	W-L RECORDS	RPI 51-100	RPI 101-150	RPI 150+				
3- 20	0- 2	0- 2	OVERALL	0- 1	0- 4	3- 11				
2- 6	0- 0	0- 1	HOME	0- 0	0- 2	2- 3				
1- 11	0- 0	0- 0	AWAY	0- 0	0- 0	1- 1				
0- 3	0- 0	0- 0	NEUTRAL	0- 0	0- 1	0- 2				
1- 8	0- 2	0- 0	NON-CONFERENCE	0- 1	0- 1	1- 4				
1- 0	0- 0	0- 0	HOME	0- 0	0- 0	1- 0				
0- 5	0- 2	0- 0	AWAY	0- 1	0- 0	0- 2				
0- 3	0- 0	0- 0	NEUTRAL	0- 0	0- 1	0- 2				
2- 12	0- 0	0- 2	CONFERENCE	0- 0	0- 3	2- 7				
1- 6	0- 0	0- 1	HOME	0- 0	0- 2	1- 3				
1- 6	0- 0	0- 1	AWAY	0- 0	0- 1	1- 4				
0- 0	0- 0	0- 0	NEUTRAL	0- 0	0- 0	0- 0				

RPI 1-25				RPI 26-50				RPI 51-100				RPI 101+ Team's RPI: 309			
RPI	S	Opponent	Score	RPI	S	Opponent	Score	RPI	S	Opponent	Score	RPI	S	Opponent	Score
3	A	South Carolina	38 93	48	A	Quinnipiac	47 82	79	A	Penn St.	50 106	126	A	Rider	46 47
19	A	Maryland	49 101	48	H	Quinnipiac	51 84					126	H	Rider	43 56
												128	N	Maine	43 59
												147	H	Iona	58 66
												156	N	Hampton	42 71
												161	A	Brown	71 80
												180	A	Fairfield	38 50
												200	A	Siena	55 80
												219	H	Niagara	78 66
												226	A	Monmouth	59 76
												228	A	Marist	73 69
												228	H	Marist	58 66
												246	H	Canisius	54 59
												265	N	Bowling Green	68 73
												269	A	Manhattan	44 57
												269	H	Manhattan	65 69
												322	A	St. Francis Brooklyn	52 58
												346	H	Fairleigh Dickinson	65 43
LAST 12 Division I GAMES:															
180	A	Fairfield	38 50	200	A	Siena	55 80								
228	H	Marist	58 66	246	H	Canisius	54 59								
269	A	Manhattan	44 57	226	A	Monmouth	59 76								
126	A	Rider	46 47	147	H	Iona	58 66								
269	H	Manhattan	65 69	48	A	Quinnipiac	47 82								
126	H	Rider	43 56	219	H	Niagara	78 66								

Non-Div I Games:

Saint Peter's

■ Loss, 
 ■ Non-Conf, 
 ■ S Site, 
 ■ H Home 
 ■ A Away 
 N Neutral

Average RPI Win:	335	WON-LOST	WINNING	LAST 10	STRENGTH OF	OPP. STRENGTH	TEAM	ADJ.	CONF.	ADJ CONF.
Average RPI Loss:	202	RECORD	PCT. RANK	GAMES	SCHEDULE	OF SCHEDULE	RPI	RPI	RPI	RPI
DIV. I ONLY	1- 19	346	1- 9	216	324	337	337	27	27	
DIV. I NON-CONF.	0- 9	335	0- 1	129	321	332	332	27	27	
TOTALS	RPI 1-25	RPI 26-50	W-L RECORDS	RPI 51-100	RPI 101-150	RPI 150+				
1- 19	0- 1	0- 0	OVERALL	0- 0	0- 6	1- 12				
1- 5	0- 0	0- 0	HOME	0- 0	0- 2	1- 3				
0- 13	0- 1	0- 0	AWAY	0- 0	0- 3	0- 7				
0- 1	0- 0	0- 0	NEUTRAL	0- 0	0- 0	0- 1				
0- 9	0- 1	0- 0	NON-CONFERENCE	0- 0	0- 2	0- 6				
0- 1	0- 0	0- 0	HOME	0- 0	0- 0	0- 1				
0- 7	0- 1	0- 0	AWAY	0- 0	0- 2	0- 4				
0- 1	0- 0	0- 0	NEUTRAL	0- 0	0- 0	0- 1				
1- 10	0- 0	0- 0	CONFERENCE	0- 0	0- 4	1- 6				
1- 4	0- 0	0- 0	HOME	0- 0	0- 2	1- 2				
0- 6	0- 0	0- 0	AWAY	0- 0	0- 2	0- 4				
0- 0	0- 0	0- 0	NEUTRAL	0- 0	0- 0	0- 0				

RPI 1-25				RPI 26-50			RPI 51-100			RPI 101+			Team's RPI: 337
RPI	S	Opponent	Score	RPI	S	Opponent	Score	RPI	S	Opponent	Score		
23	A	LSU	41 89							105	H	SFA	65 83
										121	A	TCU	37 81
										125	A	Abilene Christian	56 78
										131	A	Arkansas	39 71
										135	A	Lamar University	51 84
										135	H	Lamar University	44 70
										179	A	Rice	51 77
										193	A	Texas St.	46 69
										198	A	New Orleans	49 78
										235	A	UTRGV	50 78
										235	H	UTRGV	45 69
										250	N	Marshall	50 73
										257	A	McNeese	56 79
										283	A	Prairie View	65 75
										289	H	A&M-Corpus Christi	37 63
										298	A	Northwestern St.	51 78
										302	H	Nicholls St.	59 66
										335	H	Southeastern La.	68 61
										342	A	Houston Baptist	51 61
LAST 12 Division I GAMES:													
135	A	Lamar University	51 84	298	A	Northwestern St.	51 78						
125	A	Abilene Christian	56 78	198	A	New Orleans	49 78						
105	H	SFA	65 83	302	H	Nicholls St.	59 66						
335	H	Southeastern La.	68 61	257	A	McNeese	56 79						
289	H	A&M-Corpus Christi	37 63	342	A	Houston Baptist	51 61						
135	H	Lamar University	44 70	193	A	Texas St.	46 69						

Non-Div I Games: Wiley 51 57

Sam Houston St.

Loss, Non-Conf, S Site, H Home A Away N Neutral

Average RPI Win: <b>220</b>	WON-LOST	WINNING	LAST 10	STRENGTH OF	OPP. STRENGTH	TEAM	ADJ.	CONF.	ADJ CONF.
Average RPI Loss: <b>139</b>	RECORD	PCT. RANK	GAMES	SCHEDULE	OF SCHEDULE	RPI	RPI	RPI	RPI
DIV. I ONLY	8- 16	262	2- 7	168	163	239	239	18	18
DIV. I NON-CONF.	6- 8	203	0- 1	172	105	196	196	21	21
TOTALS	RPI 1-25	RPI 26-50	W-L RECORDS	RPI 51-100	RPI 101-150	RPI 150+			
8- 16	0- 1	0- 2	OVERALL	0- 4	2- 1	6- 8			
6- 5	0- 0	0- 0	HOME	0- 2	1- 0	5- 3			
2- 9	0- 1	0- 2	AWAY	0- 2	1- 1	1- 3			
0- 2	0- 0	0- 0	NEUTRAL	0- 0	0- 0	0- 2			
6- 8	0- 1	0- 2	NON-CONFERENCE	0- 2	2- 0	4- 3			
5- 1	0- 0	0- 0	HOME	0- 1	1- 0	4- 0			
1- 5	0- 1	0- 2	AWAY	0- 1	1- 0	0- 1			
0- 2	0- 0	0- 0	NEUTRAL	0- 0	0- 0	0- 2			
2- 8	0- 0	0- 0	CONFERENCE	0- 2	0- 1	2- 5			
1- 4	0- 0	0- 0	HOME	0- 1	0- 0	1- 3			
1- 4	0- 0	0- 0	AWAY	0- 1	0- 1	1- 2			
0- 0	0- 0	0- 0	NEUTRAL	0- 0	0- 0	0- 0			

RPI 1-25				RPI 26-50				RPI 51-100				RPI 101+ Team's RPI: 239			
RPI	S	Opponent	Score	RPI	S	Opponent	Score	RPI	S	Opponent	Score	RPI	S	Opponent	Score
16	A	Kentucky	57 <b>80</b>	36	A	Harvard	52 <b>57</b>	57	A	Wake Forest	40 <b>51</b>	101	A	Georgia	65 59
				46	A	Georgia Tech	57 <b>62</b>	78	H	Belmont	54 <b>73</b>	104	A	Mercer	49 <b>59</b>
								88	A	Chattanooga	45 <b>51</b>	145	H	Memphis	48 42
								88	H	Chattanooga	61 <b>77</b>	156	N	Hampton	57 <b>63</b>
												160	N	UC Riverside	48 <b>51</b>
												176	H	UAB	52 49
												189	A	ETSU	56 <b>61</b>
												189	H	ETSU	57 <b>69</b>
												209	H	Alabama St.	63 49
												230	A	UNCG	40 <b>64</b>
												230	H	UNCG	47 <b>55</b>
												233	H	Wofford	57 54
												254	H	Furman	50 <b>54</b>
												267	H	UT Martin	69 62
												281	A	Western Caro.	49 42
												299	A	Rhode Island	63 <b>78</b>
												349	H	Alabama A&M	61 37
LAST 12 Division I GAMES:															
230	H	UNCG	47 <b>55</b>	230	A	UNCG	40 <b>64</b>								
88	A	Chattanooga	45 <b>51</b>	281	A	Western Caro.	49 42								
189	A	ETSU	56 <b>61</b>	189	H	ETSU	57 <b>69</b>								
104	A	Mercer	49 <b>59</b>	88	H	Chattanooga	61 <b>77</b>								
254	H	Furman	50 <b>54</b>	156	N	Hampton	57 <b>63</b>								
233	H	Wofford	57 54	160	N	UC Riverside	48 <b>51</b>								

Non-Div I Games: AUM

72 50

Samford

■ Loss, 
 ■ Non-Conf, 
 ■ S Site, 
 ■ H Home 
 ■ A Away 
 N Neutral

Average RPI Win: 229		WON-LOST	WINNING	LAST 10	STRENGTH OF	OPP. STRENGTH	TEAM	ADJ.	CONF.	ADJ CONF.
Average RPI Loss: 144		RECORD	PCT. RANK	GAMES	SCHEDULE	OF SCHEDULE	RPI	RPI	RPI	RPI
DIV. I ONLY		11- 12	184	4- 6	228	169	215	215	14	14
DIV. I NON-CONF.		6- 4	126	0- 0	244	246	177	177	12	12
TOTALS	RPI 1-25	RPI 26-50		W-L RECORDS		RPI 51-100	RPI 101-150	RPI 150+		
11- 12	0- 0	0- 0		OVERALL		0- 3	1- 6	10- 3		
9- 4	0- 0	0- 0		HOME		0- 1	1- 2	8- 1		
2- 8	0- 0	0- 0		AWAY		0- 0	0- 0	2- 1		
0- 0	0- 0	0- 0		NEUTRAL		0- 0	0- 0	0- 0		
6- 4	0- 0	0- 0		NON-CONFERENCE		0- 1	0- 3	6- 0		
5- 1	0- 0	0- 0		HOME		0- 0	0- 1	5- 0		
1- 3	0- 0	0- 0		AWAY		0- 1	0- 2	1- 0		
0- 0	0- 0	0- 0		NEUTRAL		0- 0	0- 0	0- 0		
5- 8	0- 0	0- 0		CONFERENCE		0- 2	1- 3	4- 3		
4- 3	0- 0	0- 0		HOME		0- 1	1- 1	3- 1		
1- 5	0- 0	0- 0		AWAY		0- 1	0- 2	1- 2		
0- 0	0- 0	0- 0		NEUTRAL		0- 0	0- 0	0- 0		

RPI 1-25				RPI 26-50				RPI 51-100				RPI 101+				Team's RPI: 215	
RPI	S	Opponent	Score	RPI	S	Opponent	Score	RPI	S	Opponent	Score	RPI	S	Opponent	Score		
								53	A	Washington St.	73 83	106	A	Northern Colo.	51 54		
								77	H	Gonzaga	55 57	123	H	North Dakota	61 65		
								97	A	BYU	63 81	124	A	Arizona	59 76		
												127	A	St. Mary's (CA)	65 77		
												127	H	St. Mary's (CA)	73 71		
												149	A	San Francisco	72 81		
												149	H	San Francisco	67 82		
												152	A	Santa Clara	57 56		
												188	A	CSUN	76 67		
												204	A	Loyola Marymount	55 63		
												204	H	Loyola Marymount	61 58		
												210	A	Pacific	64 84		
												210	H	Pacific	73 71		
												224	H	Seattle U	67 44		
												253	H	UC Santa Barbara	77 63		
												261	H	San Diego St.	91 53		
												277	H	Portland	57 40		
												286	H	Nevada	70 54		
												307	H	Pepperdine	42 55		
												338	H	Cal St. Fullerton	103 50		
LAST 12 Division I GAMES:																	
				210	H	Pacific	73 71	204	H	Loyola Marymount	61 58						
				127	A	St. Mary's (CA)	65 77	97	A	BYU	63 81						
				204	A	Loyola Marymount	55 63	152	A	Santa Clara	57 56						
				277	H	Portland	57 40	307	H	Pepperdine	42 55						
				77	H	Gonzaga	55 57	210	A	Pacific	64 84						
				149	A	San Francisco	72 81	127	H	St. Mary's (CA)	73 71						

Non-Div I Games:

San Diego

Loss, Non-Conf, S Site, H Home A Away N Neutral

Average RPI Win:	226	WON-LOST	WINNING	LAST 10	STRENGTH OF	OPP. STRENGTH	TEAM	ADJ.	CONF.	ADJ CONF.
Average RPI Loss:	155	RECORD	PCT. RANK	GAMES	SCHEDULE	OF SCHEDULE	RPI	RPI	RPI	RPI
DIV. I ONLY	6- 14	284	3- 7	166	217	261	261	13	13	
DIV. I NON-CONF.	3- 6	230	0- 0	151	309	227	227	15	15	
TOTALS	RPI 1-25	RPI 26-50	W-L RECORDS	RPI 51-100	RPI 101-150	RPI 150+				
6- 14	0- 1	0- 0	OVERALL	2- 3	0- 1	4- 9				
4- 5	0- 1	0- 0	HOME	2- 0	0- 0	2- 4				
1- 8	0- 0	0- 0	AWAY	0- 2	0- 1	1- 5				
1- 1	0- 0	0- 0	NEUTRAL	0- 1	0- 0	1- 0				
3- 6	0- 1	0- 0	NON-CONFERENCE	0- 2	0- 0	3- 3				
1- 2	0- 1	0- 0	HOME	0- 0	0- 0	1- 1				
1- 3	0- 0	0- 0	AWAY	0- 1	0- 0	1- 2				
1- 1	0- 0	0- 0	NEUTRAL	0- 1	0- 0	1- 0				
3- 8	0- 0	0- 0	CONFERENCE	2- 1	0- 1	1- 6				
3- 3	0- 0	0- 0	HOME	2- 0	0- 0	1- 3				
0- 5	0- 0	0- 0	AWAY	0- 1	0- 1	0- 3				
0- 0	0- 0	0- 0	NEUTRAL	0- 0	0- 0	0- 0				

RPI 1-25				RPI 26-50				RPI 51-100				RPI 101+ Team's RPI: 261			
RPI	S	Opponent	Score	RPI	S	Opponent	Score	RPI	S	Opponent	Score	RPI	S	Opponent	Score
25	H	Michigan	57 92					69	A	Colorado St.	43 60	103	A	Wyoming	67 80
								84	N	UT Arlington	58 64	154	A	New Mexico	42 85
								85	H	Boise St.	84 77	157	H	Fresno St.	51 59
								86	H	UNLV	87 68	160	A	UC Riverside	44 72
								95	A	UC Davis	55 75	185	A	Utah St.	47 53
												202	A	San Jose St.	80 81
												202	H	San Jose St.	90 99
												204	H	Loyola Marymount	53 60
												215	A	San Diego	53 91
												253	H	UC Santa Barbara	84 70
												286	H	Nevada	83 78
												306	N	Central Conn. St.	80 62
												310	H	Air Force	59 62
												338	A	Cal St. Fullerton	71 61
LAST 12 Division I GAMES:															
202	H	San Jose St.	90 99	185	A	Utah St.	47 53								
157	H	Fresno St.	51 59	202	A	San Jose St.	80 81								
103	A	Wyoming	67 80	85	H	Boise St.	84 77								
69	A	Colorado St.	43 60	286	H	Nevada	83 78								
310	H	Air Force	59 62	154	A	New Mexico	42 85								
86	H	UNLV	87 68	338	A	Cal St. Fullerton	71 61								

Non-Div I Games: Biola 63 48 San Diego Christian80 70

San Diego St.

Loss, Non-Conf, S Site, H Home A Away N Neutral

Average RPI Win: 211		WON-LOST	WINNING	LAST 10	STRENGTH OF	OPP. STRENGTH	TEAM	ADJ.	CONF.	ADJ CONF.
Average RPI Loss: 133		RECORD	PCT. RANK	GAMES	SCHEDULE	OF SCHEDULE	RPI	RPI	RPI	RPI
DIV. I ONLY		13- 11	150	5- 5	201	131	149	149	14	14
DIV. I NON-CONF.		6- 5	148	0- 0	174	163	148	148	12	12
TOTALS		RPI 1-25	RPI 26-50	W-L RECORDS	RPI 51-100	RPI 101-150	RPI 150+			
13- 11	0- 0		0- 1	OVERALL	1- 3	1- 3	11- 4			
8- 2	0- 0		0- 0	HOME	1- 1	1- 1	6- 0			
4- 9	0- 0		0- 1	AWAY	0- 2	0- 2	4- 4			
1- 0	0- 0		0- 0	NEUTRAL	0- 0	0- 0	1- 0			
6- 5	0- 0		0- 1	NON-CONFERENCE	0- 2	1- 1	5- 1			
4- 1	0- 0		0- 0	HOME	0- 1	1- 0	3- 0			
1- 4	0- 0		0- 1	AWAY	0- 1	0- 1	1- 1			
1- 0	0- 0		0- 0	NEUTRAL	0- 0	0- 0	1- 0			
7- 6	0- 0		0- 0	CONFERENCE	1- 1	0- 2	6- 3			
4- 1	0- 0		0- 0	HOME	1- 0	0- 1	3- 0			
3- 5	0- 0		0- 0	AWAY	0- 1	0- 1	3- 3			
0- 0	0- 0		0- 0	NEUTRAL	0- 0	0- 0	0- 0			

RPI 1-25				RPI 26-50				RPI 51-100				RPI 101+				Team's RPI: 149	
RPI	S	Opponent	Score	RPI	S	Opponent	Score	RPI	S	Opponent	Score	RPI	S	Opponent	Score		
				40	A	California	52 75	53	A	Washington St.	35 73	109	H	Long Beach St.	73 71		
								77	A	Gonzaga	46 61	123	A	North Dakota	63 71		
								95	H	UC Davis	58 78	127	A	St. Mary's (CA)	72 75		
								97	H	BYU	70 63	127	H	St. Mary's (CA)	62 64		
												152	A	Santa Clara	61 74		
												152	H	Santa Clara	77 68		
												157	A	Fresno St.	48 61		
												202	H	San Jose St.	79 71		
												204	A	Loyola Marymount	79 72		
												210	A	Pacific	60 63		
												210	H	Pacific	67 64		
												215	A	San Diego	82 67		
												215	H	San Diego	81 72		
												224	H	Seattle U	73 59		
												264	A	Cal Poly	73 67		
												277	A	Portland	75 56		
												281	N	Western Caro.	73 52		
												287	H	Sacramento St.	91 80		
												307	A	Pepperdine	59 81		
LAST 12 Division I GAMES:																	
				152	A	Santa Clara	61 74	277	A	Portland	75 56						
				204	A	Loyola Marymount	79 72	210	A	Pacific	60 63						
				307	A	Pepperdine	59 81	97	H	BYU	70 63						
				210	H	Pacific	67 64	127	A	St. Mary's (CA)	72 75						
				127	H	St. Mary's (CA)	62 64	77	A	Gonzaga	46 61						
				215	H	San Diego	81 72	152	H	Santa Clara	77 68						

Non-Div I Games:

San Francisco

Loss, Non-Conf, S Site, H Home A Away N Neutral

Average RPI Win:	229	WON-LOST	WINNING	LAST 10	STRENGTH OF	OPP. STRENGTH	TEAM	ADJ.	CONF.	ADJ CONF.
Average RPI Loss:	110	RECORD	PCT. RANK	GAMES	SCHEDULE	OF SCHEDULE	RPI	RPI	RPI	RPI
DIV. I ONLY	7- 15	274	4- 6	102	112	202	202	13	13	
DIV. I NON-CONF.	2- 9	293	0- 0	90	45	225	225	15	15	
TOTALS	RPI 1-25	RPI 26-50	W-L RECORDS	RPI 51-100	RPI 101-150	RPI 150+				
7- 15	0- 2	0- 1	OVERALL	1- 4	0- 3	6- 5				
4- 4	0- 0	0- 0	HOME	0- 1	0- 1	4- 2				
3- 9	0- 1	0- 0	AWAY	1- 3	0- 1	2- 3				
0- 2	0- 1	0- 1	NEUTRAL	0- 0	0- 0	0- 0				
2- 9	0- 2	0- 1	NON-CONFERENCE	0- 1	0- 2	2- 3				
1- 2	0- 0	0- 0	HOME	0- 0	0- 1	1- 1				
1- 5	0- 1	0- 0	AWAY	0- 1	0- 1	1- 2				
0- 2	0- 1	0- 1	NEUTRAL	0- 0	0- 0	0- 0				
5- 6	0- 0	0- 0	CONFERENCE	1- 3	0- 1	4- 2				
3- 2	0- 0	0- 0	HOME	0- 1	0- 0	3- 1				
2- 4	0- 0	0- 0	AWAY	1- 2	0- 1	1- 1				
0- 0	0- 0	0- 0	NEUTRAL	0- 0	0- 0	0- 0				

RPI 1-25				RPI 26-50				RPI 51-100				RPI 101+ Team's RPI: 202			
RPI	S	Opponent	Score	RPI	S	Opponent	Score	RPI	S	Opponent	Score	RPI	S	Opponent	Score
4	N	Mississippi St.	51 88	38	N	Oregon	62 91	67	A	South Dakota	69 84	103	A	Wyoming	60 89
24	A	Arizona St.	37 82					69	A	Colorado St.	67 70	127	H	St. Mary's (CA)	64 85
								69	H	Colorado St.	56 68	149	A	San Francisco	71 79
								85	A	Boise St.	64 86	152	H	Santa Clara	75 64
								86	A	UNLV	76 65	154	H	New Mexico	72 82
												157	A	Fresno St.	74 88
												195	A	New Mexico St.	55 66
												199	A	Nebraska	61 83
												210	H	Pacific	96 99
												249	A	Hawaii	77 61
												261	A	San Diego St.	99 90
												261	H	San Diego St.	81 80
												286	H	Nevada	107 84
												310	H	Air Force	86 74
LAST 12 Division I GAMES:															
261	A	San Diego St.	99 90	310	H	Air Force	86 74								
154	H	New Mexico	72 82	261	H	San Diego St.	81 80								
86	A	UNLV	76 65	157	A	Fresno St.	74 88								
69	H	Colorado St.	56 68	69	A	Colorado St.	67 70								
85	A	Boise St.	64 86	286	H	Nevada	107 84								
103	A	Wyoming	60 89	67	A	South Dakota	69 84								

Non-Div I Games: Stanislaus St. 90 85

San Jose St.

Santa Clara

Through Games Of Feb. 9, 2017

Average RPI Win:	198	WON-LOST	WINNING	LAST 10	STRENGTH OF	OPP. STRENGTH	TEAM	ADJ.	CONF.	ADJ CONF.
Average RPI Loss:	107	RECORD	PCT. RANK	GAMES	SCHEDULE	OF SCHEDULE	RPI	RPI	RPI	RPI
DIV. I ONLY	10- 13	212	2- 3	62	168	152	152	14	14	
DIV. I NON-CONF.	4- 6	209	0- 1	12	174	96	96	12	12	
TOTALS	RPI 1-25	RPI 26-50	W-L RECORDS	RPI 51-100	RPI 101-150	RPI 150+				
10- 13	0- 0	1- 3	OVERALL	1- 5	1- 2	7- 3				
6- 3	0- 0	0- 1	HOME	1- 1	1- 0	4- 1				
2- 7	0- 0	0- 0	AWAY	0- 0	0- 0	2- 0				
2- 3	0- 0	1- 1	NEUTRAL	0- 2	0- 0	1- 0				
4- 6	0- 0	1- 3	NON-CONFERENCE	0- 2	0- 0	3- 1				
1- 1	0- 0	0- 1	HOME	0- 0	0- 0	1- 0				
1- 2	0- 0	0- 1	AWAY	0- 0	0- 0	1- 1				
2- 3	0- 0	1- 1	NEUTRAL	0- 2	0- 0	1- 0				
6- 7	0- 0	0- 0	CONFERENCE	1- 3	1- 2	4- 2				
5- 2	0- 0	0- 0	HOME	1- 1	1- 0	3- 1				
1- 5	0- 0	0- 0	AWAY	0- 2	0- 2	1- 1				
0- 0	0- 0	0- 0	NEUTRAL	0- 0	0- 0	0- 0				

RPI 1-25				RPI 26-50				RPI 51-100				RPI 101+				Team's RPI: 152	
RPI	S	Opponent	Score	RPI	S	Opponent	Score	RPI	S	Opponent	Score	RPI	S	Opponent	Score		
				28	N	South Fla.	54 63	64	N	Oklahoma St.	53 67	127	A	St. Mary's (CA)	53 55		
				40	A	California	58 73	65	N	Montana St.	50 77	149	A	San Francisco	68 77		
				42	N	Marquette	65 62	77	A	Gonzaga	39 51	149	H	San Francisco	74 61		
				49	H	Northwestern	75 87	77	H	Gonzaga	49 50	177	H	Idaho St.	82 78		
								97	A	BYU	66 72	195	N	New Mexico St.	60 46		
								97	H	BYU	64 63	202	A	San Jose St.	64 75		
												204	A	Loyola Marymount	50 61		
												204	H	Loyola Marymount	71 64		
												215	H	San Diego	56 57		
												253	A	UC Santa Barbara	69 58		
												277	A	Portland	56 44		
												277	H	Portland	68 56		
												307	H	Pepperdine	61 40		
LAST 12 Division I GAMES:																	
				28	N	South Fla.	54 63	204	A	Loyola Marymount	50 61						
				149	H	San Francisco	74 61	77	A	Gonzaga	39 51						
				77	H	Gonzaga	49 50	307	H	Pepperdine	61 40						
				277	H	Portland	68 56	215	H	San Diego	56 57						
				127	A	St. Mary's (CA)	53 55	204	H	Loyola Marymount	71 64						
				97	A	BYU	66 72	277	A	Portland	56 44						

Non-Div I Games: UC Santa Cruz 85 39

Santa Clara

Loss, Non-Conf, S Site, H Home A Away N Neutral



Average RPI Win:	281	WON-LOST	WINNING	LAST 10	STRENGTH OF	OPP. STRENGTH	TEAM	ADJ.	CONF.	ADJ CONF.
Average RPI Loss:	157	RECORD	PCT. RANK	GAMES	SCHEDULE	OF SCHEDULE	RPI	RPI	RPI	RPI
DIV. I ONLY	8- 14	245	7- 3	207	294	262	262	32	32	
DIV. I NON-CONF.	1- 10	325	0- 1	84	47	283	283	31	31	
TOTALS	RPI 1-25	RPI 26-50	W-L RECORDS	RPI 51-100	RPI 101-150	RPI 150+				
8- 14	0- 2	0- 1	OVERALL	0- 3	0- 0	8- 8				
6- 5	0- 1	0- 0	HOME	0- 1	0- 0	6- 3				
2- 9	0- 1	0- 1	AWAY	0- 2	0- 0	2- 5				
0- 0	0- 0	0- 0	NEUTRAL	0- 0	0- 0	0- 0				
1- 10	0- 2	0- 1	NON-CONFERENCE	0- 3	0- 0	1- 4				
1- 4	0- 1	0- 0	HOME	0- 1	0- 0	1- 2				
0- 6	0- 1	0- 1	AWAY	0- 2	0- 0	0- 2				
0- 0	0- 0	0- 0	NEUTRAL	0- 0	0- 0	0- 0				
7- 4	0- 0	0- 0	CONFERENCE	0- 0	0- 0	7- 4				
5- 1	0- 0	0- 0	HOME	0- 0	0- 0	5- 1				
2- 3	0- 0	0- 0	AWAY	0- 0	0- 0	2- 3				
0- 0	0- 0	0- 0	NEUTRAL	0- 0	0- 0	0- 0				

RPI 1-25				RPI 26-50				RPI 51-100				RPI 101+ Team's RPI: 262			
RPI	S	Opponent	Score	RPI	S	Opponent	Score	RPI	S	Opponent	Score	RPI	S	Opponent	Score
3	H	South Carolina	30 70	27	A	Auburn	46 75	71	A	Iowa St.	51 74	156	A	Hampton	46 75
9	A	Washington	36 87					83	H	Jacksonville	40 55	156	H	Hampton	55 51
								90	A	FGCU	40 89	186	A	Seton Hall	60 74
												209	H	Alabama St.	54 39
												240	A	UMES	59 58
												247	H	Bethune-Cookman	31 38
												251	H	Jacksonville St.	57 64
												255	A	Howard	49 55
												260	H	Ga. Southern	45 50
												272	A	Norfolk St.	55 61
												272	H	Norfolk St.	59 53
												284	A	Kennesaw St.	60 72
												340	A	South Carolina St.	60 49
												341	H	Florida A&M	56 52
												345	H	Delaware St.	64 57
												347	H	Morgan St.	66 62
LAST 12 Division I GAMES:															
272	H	Norfolk St.	59 53	340	A	South Carolina St.	60 49								
156	H	Hampton	55 51	341	H	Florida A&M	56 52								
240	A	UMES	59 58	156	A	Hampton	46 75								
255	A	Howard	49 55	272	A	Norfolk St.	55 61								
345	H	Delaware St.	64 57	247	H	Bethune-Cookman	31 38								
347	H	Morgan St.	66 62	90	A	FGCU	40 89								

Non-Div I Games: Columbia (SC) 68 52

Savannah St.

■ Loss, 
 ■ Non-Conf, 
 ■ S Site, 
 ■ Home 
 ■ Away 
 N Neutral

Average RPI Win:	293	WON-LOST	WINNING	LAST 10	STRENGTH OF	OPP. STRENGTH	TEAM	ADJ.	CONF.	ADJ CONF.
Average RPI Loss:	140	RECORD	PCT. RANK	GAMES	SCHEDULE	OF SCHEDULE	RPI	RPI	RPI	RPI
DIV. I ONLY	10- 13	212	7- 3	242	264	224	224	29	29	
DIV. I NON-CONF.	3- 12	288	1- 3	155	223	285	285	30	30	
TOTALS	RPI 1-25	RPI 26-50	W-L RECORDS	RPI 51-100	RPI 101-150	RPI 150+				
10- 13	0- 1	0- 0	OVERALL	0- 4	0- 2	10- 6				
5- 5	0- 1	0- 0	HOME	0- 0	0- 1	5- 3				
5- 8	0- 0	0- 0	AWAY	0- 4	0- 1	5- 3				
0- 0	0- 0	0- 0	NEUTRAL	0- 0	0- 0	0- 0				
3- 12	0- 1	0- 0	NON-CONFERENCE	0- 4	0- 2	3- 5				
2- 5	0- 1	0- 0	HOME	0- 0	0- 1	2- 3				
1- 7	0- 0	0- 0	AWAY	0- 4	0- 1	1- 2				
0- 0	0- 0	0- 0	NEUTRAL	0- 0	0- 0	0- 0				
7- 1	0- 0	0- 0	CONFERENCE	0- 0	0- 0	7- 1				
3- 0	0- 0	0- 0	HOME	0- 0	0- 0	3- 0				
4- 1	0- 0	0- 0	AWAY	0- 0	0- 0	4- 1				
0- 0	0- 0	0- 0	NEUTRAL	0- 0	0- 0	0- 0				

RPI 1-25				RPI 26-50				RPI 51-100				RPI 101+ Team's RPI: 224			
RPI	S	Opponent	Score	RPI	S	Opponent	Score	RPI	S	Opponent	Score	RPI	S	Opponent	Score
9	H	Washington	64 94					65	A	Montana St.	56 75	141	H	Idaho	64 68
								69	A	Colorado St.	62 66	149	A	San Francisco	59 73
								85	A	Boise St.	68 73	160	A	UC Riverside	54 58
								94	A	SMU	43 77	188	H	CSUN	64 68
												195	A	New Mexico St.	69 73
												204	H	Loyola Marymount	59 62
												215	A	San Diego	44 67
												225	H	Grand Canyon	86 60
												235	A	UTRGV	67 54
												252	H	Portland St.	71 79
												253	H	UC Santa Barbara	58 53
												290	H	CSU Bakersfield	54 47
												300	A	Denver	75 72
												314	A	UMKC	75 65
												327	H	Montana	60 44
												329	A	Chicago St.	64 51
												329	H	Chicago St.	82 53
												331	A	Utah Valley	69 51
LAST 12 Division I GAMES:															
329	H	Chicago St.	82 53	314	A	UMKC	75 65								
331	A	Utah Valley	69 51	290	H	CSU Bakersfield	54 47								
235	A	UTRGV	67 54	188	H	CSUN	64 68								
195	A	New Mexico St.	69 73	94	A	SMU	43 77								
225	H	Grand Canyon	86 60	69	A	Colorado St.	62 66								
329	A	Chicago St.	64 51	300	A	Denver	75 72								

Non-Div I Games:

Seattle U

■ Loss, 
■ Non-Conf, 
■ S Site, 
■ H Home 
■ A Away 
N Neutral

Average RPI Win: <b>192</b>	WON-LOST	WINNING	LAST 10	STRENGTH OF	OPP. STRENGTH	TEAM	ADJ.	CONF.	ADJ CONF.
Average RPI Loss: <b>89</b>	RECORD	PCT. RANK	GAMES	SCHEDULE	OF SCHEDULE	RPI	RPI	RPI	RPI
DIV. I ONLY	<b>11- 13</b>	<b>199</b>	<b>3- 7</b>	<b>136</b>	<b>69</b>	<b>186</b>	<b>186</b>	<b>7</b>	<b>7</b>
DIV. I NON-CONF.	<b>7- 4</b>	<b>114</b>	<b>0- 0</b>	<b>248</b>	<b>132</b>	<b>157</b>	<b>157</b>	<b>7</b>	<b>7</b>
TOTALS	RPI 1-25	RPI 26-50	W-L RECORDS	RPI 51-100	RPI 101-150	RPI 150+			
11- 13	0- 3	0- 3	OVERALL	2- 3	1- 0	8- 4			
10- 4	0- 2	0- 1	HOME	2- 1	1- 0	7- 0			
1- 9	0- 1	0- 2	AWAY	0- 2	0- 0	1- 4			
0- 0	0- 0	0- 0	NEUTRAL	0- 0	0- 0	0- 0			
7- 4	0- 0	0- 0	NON-CONFERENCE	1- 2	1- 0	5- 2			
6- 1	0- 0	0- 0	HOME	1- 1	1- 0	4- 0			
1- 3	0- 0	0- 0	AWAY	0- 1	0- 0	1- 2			
0- 0	0- 0	0- 0	NEUTRAL	0- 0	0- 0	0- 0			
4- 9	0- 3	0- 3	CONFERENCE	1- 1	0- 0	3- 2			
4- 3	0- 2	0- 1	HOME	1- 0	0- 0	3- 0			
0- 6	0- 1	0- 2	AWAY	0- 1	0- 0	0- 2			
0- 0	0- 0	0- 0	NEUTRAL	0- 0	0- 0	0- 0			

RPI 1-25				RPI 26-50				RPI 51-100				RPI 101+ Team's RPI: 186			
RPI	S	Opponent	Score	RPI	S	Opponent	Score	RPI	S	Opponent	Score	RPI	S	Opponent	Score
15	A	DePaul	60 <b>86</b>	42	A	Marquette	60 <b>103</b>	56	A	Minnesota	57 <b>90</b>	126	H	Rider	89 81
15	H	DePaul	65 <b>96</b>	42	H	Marquette	77 <b>83</b>	57	H	Wake Forest	70 63	159	H	Boston College	71 66
21	H	Creighton	60 <b>70</b>	47	A	Georgetown	58 <b>77</b>	61	H	St. John's (NY)	64 59	170	H	Providence	55 43
								66	A	Villanova	52 <b>69</b>	172	A	Xavier	64 <b>72</b>
								84	H	UT Arlington	61 <b>86</b>	172	H	Xavier	71 62
												173	A	Princeton	67 <b>94</b>
												196	A	Rutgers	45 <b>53</b>
												228	A	Marist	76 63
												234	A	Butler	58 <b>79</b>
												234	H	Butler	65 63
												262	H	Savannah St.	74 60
												306	H	Central Conn. St.	78 70
												332	H	LIU Brooklyn	77 59
LAST 12 Division I GAMES:															
15	A	DePaul	60 <b>86</b>	47	A	Georgetown	58 <b>77</b>								
42	A	Marquette	60 <b>103</b>	66	A	Villanova	52 <b>69</b>								
234	H	Butler	65 63	42	H	Marquette	77 <b>83</b>								
172	H	Xavier	71 62	15	H	DePaul	65 <b>96</b>								
21	H	Creighton	60 <b>70</b>	172	A	Xavier	64 <b>72</b>								
170	H	Providence	55 43	234	A	Butler	58 <b>79</b>								

Non-Div I Games:

Seton Hall

■ Loss, 
 ■ Non-Conf, 
 ■ S Site, 
 ■ H Home 
 ■ A Away 
 N Neutral

Average RPI Win:	224	WON-LOST	WINNING	LAST 10	STRENGTH OF	OPP. STRENGTH	TEAM	ADJ.	CONF.	ADJ CONF.
Average RPI Loss:	138	RECORD	PCT. RANK	GAMES	SCHEDULE	OF SCHEDULE	RPI	RPI	RPI	RPI
DIV. I ONLY	9- 14	229	6- 4	111	240	200	200	17	17	
DIV. I NON-CONF.	1- 8	314	0- 0	38	197	258	258	17	17	
TOTALS	RPI 1-25	RPI 26-50	W-L RECORDS	RPI 51-100	RPI 101-150	RPI 150+				
9- 14	0- 0	0- 3	OVERALL	0- 2	1- 3	8- 6				
6- 5	0- 0	0- 1	HOME	0- 1	0- 1	6- 2				
3- 9	0- 0	0- 2	AWAY	0- 1	1- 2	2- 4				
0- 0	0- 0	0- 0	NEUTRAL	0- 0	0- 0	0- 0				
1- 8	0- 0	0- 2	NON-CONFERENCE	0- 2	0- 1	1- 3				
1- 3	0- 0	0- 1	HOME	0- 1	0- 0	1- 1				
0- 5	0- 0	0- 1	AWAY	0- 1	0- 1	0- 2				
0- 0	0- 0	0- 0	NEUTRAL	0- 0	0- 0	0- 0				
8- 6	0- 0	0- 1	CONFERENCE	0- 0	1- 2	7- 3				
5- 2	0- 0	0- 0	HOME	0- 0	0- 1	5- 1				
3- 4	0- 0	0- 1	AWAY	0- 0	1- 1	2- 2				
0- 0	0- 0	0- 0	NEUTRAL	0- 0	0- 0	0- 0				

RPI	S	Opponent	Score	RPI	S	Opponent	Score	RPI	S	Opponent	Score	RPI	S	Opponent	Score	Team's RPI: 200
35	A	Syracuse	65	102	90	A	FGCU	42	66	126	A	Rider	70	72		
36	H	Harvard	58	65	93	H	New Hampshire	67	77	126	H	Rider	61	62		
48	A	Quinnipiac	47	73						140	A	Albany (NY)	86	88		
										147	A	Iona	58	46		
										166	H	Hartford	76	80		
										180	A	Fairfield	57	61		
										180	H	Fairfield	67	52		
										183	A	Northeastern	50	61		
										206	A	Sacred Heart	58	62		
										219	H	Niagara	71	53		
										226	A	Monmouth	91	86		
										226	H	Monmouth	85	76		
										228	A	Marist	69	68		
										228	H	Marist	59	70		
										232	H	Colgate	71	63		
										246	H	Canisius	67	42		
										269	A	Manhattan	66	68		
										309	H	Saint Peter's	80	55		
LAST 12 Division I GAMES:																
126	A	Rider	70	72	226	H	Monmouth	85	76							
228	H	Marist	59	70	147	A	Iona	58	46							
226	A	Monmouth	91	86	126	H	Rider	61	62							
246	H	Canisius	67	42	180	A	Fairfield	57	61							
228	A	Marist	69	68	219	H	Niagara	71	53							
309	H	Saint Peter's	80	55	269	A	Manhattan	66	68							

Non-Div I Games:

Siena

Average RPI Win:	249	WON-LOST	WINNING	LAST 10	STRENGTH OF	OPP. STRENGTH	TEAM	ADJ.	CONF.	ADJ CONF.
Average RPI Loss:	146	RECORD	PCT. RANK	GAMES	SCHEDULE	OF SCHEDULE	RPI	RPI	RPI	RPI
DIV. I ONLY	5- 15	298	2- 8	134	214	245	245	21	21	
DIV. I NON-CONF.	3- 6	230	0- 1	123	118	199	199	19	19	
TOTALS	RPI 1-25	RPI 26-50	W-L RECORDS	RPI 51-100	RPI 101-150	RPI 150+				
5- 15	0- 0	0- 2	OVERALL	0- 3	0- 4	5- 6				
1- 7	0- 0	0- 1	HOME	0- 1	0- 2	1- 3				
3- 7	0- 0	0- 1	AWAY	0- 1	0- 2	3- 3				
1- 1	0- 0	0- 0	NEUTRAL	0- 1	0- 0	1- 0				
3- 6	0- 0	0- 1	NON-CONFERENCE	0- 2	0- 2	3- 1				
1- 2	0- 0	0- 1	HOME	0- 0	0- 1	1- 0				
1- 3	0- 0	0- 0	AWAY	0- 1	0- 1	1- 1				
1- 1	0- 0	0- 0	NEUTRAL	0- 1	0- 0	1- 0				
2- 9	0- 0	0- 1	CONFERENCE	0- 1	0- 2	2- 5				
0- 5	0- 0	0- 0	HOME	0- 1	0- 1	0- 3				
2- 4	0- 0	0- 1	AWAY	0- 0	0- 1	2- 2				
0- 0	0- 0	0- 0	NEUTRAL	0- 0	0- 0	0- 0				

RPI S	Opponent	Score	RPI S	Opponent	Score	RPI S	Opponent	Score	RPI S	Opponent	Score	Team's RPI: 245
34	H North Carolina St.	31 74	70	N Florida	33 85	110	A Troy	71 75				
39	A Little Rock	54 71	83	A Jacksonville	55 62	110	H Troy	57 73				
			84	H UT Arlington	49 73	111	H Southern Miss.	48 57				
						134	A UCF	58 70				
						176	A UAB	41 66				
						193	H Texas St.	44 57				
						194	A Louisiana	38 62				
						198	A New Orleans	65 62				
						238	H Southern U.	55 48				
						260	A Ga. Southern	55 46				
						260	H Ga. Southern	45 53				
						271	A Georgia St.	77 47				
						271	H Georgia St.	45 55				
						276	N North Florida	62 55				
						324	A Arkansas St.	53 56				
LAST 12 Division I GAMES:												
194	A Louisiana	38 62	193	H Texas St.	44 57							
110	A Troy	71 75	84	H UT Arlington	49 73							
260	H Ga. Southern	45 53	271	A Georgia St.	77 47							
271	H Georgia St.	45 55	260	A Ga. Southern	55 46							
39	A Little Rock	54 71	110	H Troy	57 73							
324	A Arkansas St.	53 56	176	A UAB	41 66							

Non-Div I Games: Spring Hill 38 33 William Carey 62 39

South Ala.

Loss, Non-Conf, S Site, H Home A Away N Neutral

# South Carolina

Through Games Of Feb. 9, 2017

Average RPI Win:	86	WON-LOST	WINNING	LAST 10	STRENGTH OF	OPP. STRENGTH	TEAM	ADJ.	CONF.	ADJ CONF.
Average RPI Loss:	13	RECORD	PCT. RANK	GAMES	SCHEDULE	OF SCHEDULE	RPI	RPI	RPI	RPI
DIV. I ONLY	21- 2	7	9- 1	9	1	3	3	2	2	
DIV. I NON-CONF.	10- 1	16	0- 0	17	2	3	3	2	2	
TOTALS	RPI 1-25	RPI 26-50	W-L RECORDS	RPI 51-100	RPI 101-150	RPI 150+				
21- 2	6- 2	3- 0	OVERALL	2- 0	7- 0	3- 0				
11- 1	2- 1	1- 0	HOME	1- 0	5- 0	2- 0				
9- 1	3- 1	2- 0	AWAY	1- 0	2- 0	1- 0				
1- 0	1- 0	0- 0	NEUTRAL	0- 0	0- 0	0- 0				
10- 1	3- 1	1- 0	NON-CONFERENCE	1- 0	2- 0	3- 0				
6- 0	1- 0	0- 0	HOME	1- 0	2- 0	2- 0				
3- 1	1- 1	1- 0	AWAY	0- 0	0- 0	1- 0				
1- 0	1- 0	0- 0	NEUTRAL	0- 0	0- 0	0- 0				
11- 1	3- 1	2- 0	CONFERENCE	1- 0	5- 0	0- 0				
5- 1	1- 1	1- 0	HOME	0- 0	3- 0	0- 0				
6- 0	2- 0	1- 0	AWAY	1- 0	2- 0	0- 0				
0- 0	0- 0	0- 0	NEUTRAL	0- 0	0- 0	0- 0				

RPI	S	Opponent	Score	RPI	S	Opponent	Score	RPI	S	Opponent	Score	RPI	S	Opponent	Score
4	H	Mississippi St.	64 61	27	A	Auburn	73 47	56	H	Minnesota	98 58	101	A	Georgia	62 44
7	A	Texas	76 67	27	H	Auburn	60 41	70	A	Florida	81 62	101	H	Georgia	66 63
10	H	UCLA	66 57	30	A	Ohio St.	92 80					107	H	Ole Miss	65 46
11	A	Duke	63 74									108	H	Clemson	83 61
12	N	Louisville	83 59									122	H	Alabama	93 45
14	H	Tennessee	74 76									128	H	Maine	79 42
16	A	Kentucky	75 63									131	A	Arkansas	79 49
23	A	LSU	84 61									156	H	Hampton	92 38
												262	A	Savannah St.	70 30
												309	H	Saint Peter's	93 38
LAST 12 Division I GAMES:															
27	H	Auburn	60 41	107	H	Ole Miss	65 46								
131	A	Arkansas	79 49	23	A	LSU	84 61								
16	A	Kentucky	75 63	101	H	Georgia	66 63								
14	H	Tennessee	74 76	70	A	Florida	81 62								
101	A	Georgia	62 44	27	A	Auburn	73 47								
4	H	Mississippi St.	64 61	122	H	Alabama	93 45								

Non-Div I Games:

South Carolina

Loss, Non-Conf, S Site, H Home A Away N Neutral

Average RPI Win:	304	WON-LOST	WINNING	LAST 10	STRENGTH OF	OPP. STRENGTH	TEAM	ADJ.	CONF.	ADJ CONF.
Average RPI Loss:	227	RECORD	PCT. RANK	GAMES	SCHEDULE	OF SCHEDULE	RPI	RPI	RPI	RPI
DIV. I ONLY	3- 16	324	2- 8	336	326	340	340	32	32	
DIV. I NON-CONF.	1- 8	314	0- 2	325	258	340	340	31	31	
TOTALS	RPI 1-25	RPI 26-50	W-L RECORDS	RPI 51-100	RPI 101-150	RPI 150+				
3- 16	0- 0	0- 0	OVERALL	0- 1	0- 2	3- 13				
1- 6	0- 0	0- 0	HOME	0- 0	0- 0	1- 6				
2- 9	0- 0	0- 0	AWAY	0- 1	0- 2	2- 6				
0- 1	0- 0	0- 0	NEUTRAL	0- 0	0- 0	0- 1				
1- 8	0- 0	0- 0	NON-CONFERENCE	0- 1	0- 2	1- 5				
0- 1	0- 0	0- 0	HOME	0- 0	0- 0	0- 1				
1- 6	0- 0	0- 0	AWAY	0- 1	0- 2	1- 3				
0- 1	0- 0	0- 0	NEUTRAL	0- 0	0- 0	0- 1				
2- 8	0- 0	0- 0	CONFERENCE	0- 0	0- 0	2- 8				
1- 5	0- 0	0- 0	HOME	0- 0	0- 0	1- 5				
1- 3	0- 0	0- 0	AWAY	0- 0	0- 0	1- 3				
0- 0	0- 0	0- 0	NEUTRAL	0- 0	0- 0	0- 0				

RPI S	Opponent	Score	RPI S	Opponent	Score	RPI S	Opponent	Score	RPI S	Opponent	Score	Team's RPI: 340
						100 A	North Carolina	49 82	101 A	Georgia	50 64	
									108 A	Clemson	36 56	
									156 A	Hampton	46 80	
									156 H	Hampton	50 51	
									233 A	Wofford	65 66	
									240 A	UMES	67 60	
									247 H	Bethune-Cookman	34 64	
									255 A	Howard	57 75	
									256 A	Charleston So.	62 67	
									260 A	Ga. Southern	58 74	
									262 H	Savannah St.	49 60	
									263 N	Coastal Caro.	54 63	
									272 H	Norfolk St.	53 68	
									296 A	Coppin St.	54 70	
									319 H	USC Upstate	67 73	
									325 A	Winthrop	63 55	
									345 H	Delaware St.	70 72	
									347 H	Morgan St.	50 46	
LAST 12 Division I GAMES:												
156 H	Hampton	50 51	345 H	Delaware St.	70 72							
272 H	Norfolk St.	53 68	262 H	Savannah St.	49 60							
255 A	Howard	57 75	247 H	Bethune-Cookman	34 64							
240 A	UMES	67 60	296 A	Coppin St.	54 70							
156 A	Hampton	46 80	100 A	North Carolina	49 82							
347 H	Morgan St.	50 46	260 A	Ga. Southern	58 74							

Non-Div I Games: St. Andrews 72 35 Morris 85 57

South Carolina St.

Loss, Non-Conf, S Site, H Home A Away N Neutral

# South Dakota

Through Games Of Feb. 9, 2017

Average RPI Win:	194	WON-LOST	WINNING	LAST 10	STRENGTH OF	OPP. STRENGTH	TEAM	ADJ.	CONF.	ADJ CONF.
Average RPI Loss:	129	RECORD	PCT. RANK	GAMES	SCHEDULE	OF SCHEDULE	RPI	RPI	RPI	RPI
DIV. I ONLY	18- 5	26	7- 3	218	127	67	67	11	11	
DIV. I NON-CONF.	9- 2	37	0- 0	140	158	37	37	10	10	
TOTALS	RPI 1-25	RPI 26-50	W-L RECORDS	RPI 51-100	RPI 101-150	RPI 150+				
18- 5	0- 0	1- 1	OVERALL	2- 1	3- 2	12- 1				
8- 1	0- 0	1- 0	HOME	1- 1	1- 0	5- 0				
7- 4	0- 0	0- 1	AWAY	0- 0	2- 2	5- 1				
3- 0	0- 0	0- 0	NEUTRAL	1- 0	0- 0	2- 0				
9- 2	0- 0	0- 0	NON-CONFERENCE	1- 0	2- 2	6- 0				
3- 0	0- 0	0- 0	HOME	0- 0	1- 0	2- 0				
3- 2	0- 0	0- 0	AWAY	0- 0	1- 2	2- 0				
3- 0	0- 0	0- 0	NEUTRAL	1- 0	0- 0	2- 0				
9- 3	0- 0	1- 1	CONFERENCE	1- 1	1- 0	6- 1				
5- 1	0- 0	1- 0	HOME	1- 1	0- 0	3- 0				
4- 2	0- 0	0- 1	AWAY	0- 0	1- 0	3- 1				
0- 0	0- 0	0- 0	NEUTRAL	0- 0	0- 0	0- 0				

RPI S	Opponent	Score	RPI S	Opponent	Score	RPI S	Opponent	Score	RPI S	Opponent	Score
37	A South Dakota St.	58 70	37	H South Dakota St.	65 62	80	H IUPUI	75 62	103	A Wyoming	62 69
						89	N Northern Ill.	97 83	105	H SFA	80 74
						92	H Western Ill.	78 86	129	A Tulsa	71 68
									131	A Arkansas	67 70
									132	A Oral Roberts	69 47
									160	A UC Riverside	61 55
									167	A Omaha	60 52
									178	N Southern Ill.	68 57
									182	H Illinois	77 68
									202	H San Jose St.	84 69
									211	N SIUE	75 68
									280	A North Dakota St.	73 83
									280	H North Dakota St.	80 48
									290	A CSU Bakersfield	75 60
									300	A Denver	53 44
									300	H Denver	70 64
									323	A Fort Wayne	82 55
									323	H Fort Wayne	87 59
LAST 12 Division I GAMES:											
323	A Fort Wayne	82 55	167	A Omaha	60 52						
37	A South Dakota St.	58 70	132	A Oral Roberts	69 47						
300	A Denver	53 44	80	H IUPUI	75 62						
92	H Western Ill.	78 86	280	A North Dakota St.	73 83						
280	H North Dakota St.	80 48	37	H South Dakota St.	65 62						
323	H Fort Wayne	87 59	300	H Denver	70 64						

Non-Div I Games: Concordia-St. Paul 83 58 Northwestern (IA) 100 57

South Dakota

Loss, Non-Conf, S Site, H Home A Away N Neutral



Average RPI Win:	167	WON-LOST	WINNING	LAST 10	STRENGTH OF	OPP. STRENGTH	TEAM	ADJ.	CONF.	ADJ CONF.
Average RPI Loss:	59	RECORD	PCT. RANK	GAMES	SCHEDULE	OF SCHEDULE	RPI	RPI	RPI	RPI
DIV. I ONLY	19- 5	23	9- 1	95	92	37	37	11	11	
DIV. I NON-CONF.	9- 3	63	0- 0	28	32	15	15	10	10	
TOTALS	RPI 1-25	RPI 26-50	W-L RECORDS	RPI 51-100	RPI 101-150	RPI 150+				
19- 5	1- 2	1- 1	OVERALL	5- 1	3- 0	9- 1				
11- 1	1- 0	0- 1	HOME	4- 0	1- 0	5- 0				
7- 4	0- 2	1- 0	AWAY	1- 1	2- 0	3- 1				
1- 0	0- 0	0- 0	NEUTRAL	0- 0	0- 0	1- 0				
9- 3	1- 2	1- 1	NON-CONFERENCE	2- 0	1- 0	4- 0				
4- 1	1- 0	0- 1	HOME	1- 0	0- 0	2- 0				
4- 2	0- 2	1- 0	AWAY	1- 0	1- 0	1- 0				
1- 0	0- 0	0- 0	NEUTRAL	0- 0	0- 0	1- 0				
10- 2	0- 0	0- 0	CONFERENCE	3- 1	2- 0	5- 1				
7- 0	0- 0	0- 0	HOME	3- 0	1- 0	3- 0				
3- 2	0- 0	0- 0	AWAY	0- 1	1- 0	2- 1				
0- 0	0- 0	0- 0	NEUTRAL	0- 0	0- 0	0- 0				

RPI 1-25				RPI 26-50				Team's RPI: 37				RPI 51-100				RPI 101+			
RPI	S	Opponent	Score	RPI	S	Opponent	Score	RPI	S	Opponent	Score	RPI	S	Opponent	Score	RPI	S	Opponent	Score
12	A	Louisville	30 83	31	H	Green Bay	43 67	54	A	UNI	61 50	123	A	North Dakota	83 72				
17	A	Oklahoma	60 74	45	A	Iowa	66 64	55	H	George Washington	60 55	132	A	Oral Roberts	78 57				
21	H	Creighton	63 56					67	A	South Dakota	62 65	132	H	Oral Roberts	82 35				
								67	H	South Dakota	70 58	167	A	Omaha	82 83				
								80	H	IUPUI	68 49	167	H	Omaha	76 64				
								92	H	Western Ill.	73 58	197	A	Wichita St.	78 58				
												211	H	SIUE	82 49				
												280	A	North Dakota St.	69 66				
												280	H	North Dakota St.	70 44				
												294	H	Ark.-Pine Bluff	103 45				
												300	A	Denver	72 63				
												323	H	Fort Wayne	73 51				
												327	N	Montana	84 43				
LAST 12 Division I GAMES:																			
132	H	Oral Roberts	82 35	132	A	Oral Roberts	78 57												
67	H	South Dakota	70 58	80	H	IUPUI	68 49												
280	H	North Dakota St.	70 44	167	H	Omaha	76 64												
167	A	Omaha	82 83	323	H	Fort Wayne	73 51												
92	H	Western Ill.	73 58	67	A	South Dakota	62 65												
300	A	Denver	72 63	280	A	North Dakota St.	69 66												

Non-Div I Games:

South Dakota St.

■ Loss, 
 ■ Non-Conf, S Site, 
 ■ Home 
 ■ Away 
 N Neutral

Average RPI Win:	148	WON-LOST	WINNING	LAST 10	STRENGTH OF	OPP. STRENGTH	TEAM	ADJ.	CONF.	ADJ CONF.
Average RPI Loss:	67	RECORD	PCT. RANK	GAMES	SCHEDULE	OF SCHEDULE	RPI	RPI	RPI	RPI
DIV. I ONLY	19- 4	15	7- 3	83	54	28	28	5	5	
DIV. I NON-CONF.	11- 2	24	1- 1	152	74	54	54	5	5	
TOTALS	RPI 1-25	RPI 26-50	W-L RECORDS	RPI 51-100	RPI 101-150	RPI 150+				
19- 4	0- 2	2- 0	OVERALL	4- 0	6- 2	7- 0				
9- 1	0- 1	0- 0	HOME	1- 0	4- 0	4- 0				
6- 2	0- 1	2- 0	AWAY	1- 0	1- 1	2- 0				
4- 1	0- 0	0- 0	NEUTRAL	2- 0	1- 1	1- 0				
11- 2	0- 1	0- 0	NON-CONFERENCE	3- 0	2- 1	6- 0				
5- 1	0- 1	0- 0	HOME	1- 0	1- 0	3- 0				
2- 0	0- 0	0- 0	AWAY	0- 0	0- 0	2- 0				
4- 1	0- 0	0- 0	NEUTRAL	2- 0	1- 1	1- 0				
8- 2	0- 1	2- 0	CONFERENCE	1- 0	4- 1	1- 0				
4- 0	0- 0	0- 0	HOME	0- 0	3- 0	1- 0				
4- 2	0- 1	2- 0	AWAY	1- 0	1- 1	0- 0				
0- 0	0- 0	0- 0	NEUTRAL	0- 0	0- 0	0- 0				

RPI 1-25				RPI 26-50				Team's RPI: 28				RPI 51-100				RPI 101+			
RPI	S	Opponent	Score	RPI	S	Opponent	Score	RPI	S	Opponent	Score	RPI	S	Opponent	Score	RPI	S	Opponent	Score
1	A	UConn	37 102	26	A	Temple	55 51	83	H	Jacksonville	64 52	101	N	Georgia	81 65				
12	H	Louisville	52 66	43	A	Tulane	62 53	86	N	UNLV	77 42	109	N	Long Beach St.	68 73				
								94	A	SMU	52 51	115	H	Stetson	74 60				
								100	N	North Carolina	83 55	129	H	Tulsa	84 68				
												136	A	East Carolina	76 66				
												136	H	East Carolina	79 48				
												145	A	Memphis	57 62				
												145	H	Memphis	79 49				
												152	N	Santa Clara	63 54				
												153	H	Cincinnati	72 52				
												212	H	Saint Francis (PA)	129 80				
												234	A	Butler	74 59				
												275	H	FIU	91 41				
												276	H	North Florida	78 42				
												324	A	Arkansas St.	78 59				
LAST 12 Division I GAMES:																			
136	A	East Carolina	76 66	145	H	Memphis	79 49												
145	A	Memphis	57 62	136	H	East Carolina	79 48												
153	H	Cincinnati	72 52	1	A	UConn	37 102												
26	A	Temple	55 51	129	H	Tulsa	84 68												
94	A	SMU	52 51	43	A	Tulane	62 53												
12	H	Louisville	52 66	115	H	Stetson	74 60												

Non-Div I Games:

South Fla.

■ Loss, 
 ■ Non-Conf, 
 ■ S Site, 
 ■ Home 
 ■ Away 
 N Neutral

Average RPI Win:	274	WON-LOST	WINNING	LAST 10	STRENGTH OF	OPP. STRENGTH	TEAM	ADJ.	CONF.	ADJ CONF.
Average RPI Loss:	189	RECORD	PCT. RANK	GAMES	SCHEDULE	OF SCHEDULE	RPI	RPI	RPI	RPI
DIV. I ONLY	9- 14	229	5- 5	283	302	279	279	26	26	
DIV. I NON-CONF.	4- 7	224	0- 0	269	305	290	290	26	26	
TOTALS	RPI 1-25	RPI 26-50	W-L RECORDS	RPI 51-100	RPI 101-150	RPI 150+				
9- 14	0- 0	0- 0	OVERALL	0- 2	0- 2	9- 10				
4- 7	0- 0	0- 0	HOME	0- 1	0- 1	4- 5				
4- 6	0- 0	0- 0	AWAY	0- 1	0- 1	4- 4				
1- 1	0- 0	0- 0	NEUTRAL	0- 0	0- 0	1- 1				
4- 7	0- 0	0- 0	NON-CONFERENCE	0- 1	0- 2	4- 4				
2- 3	0- 0	0- 0	HOME	0- 1	0- 1	2- 1				
1- 3	0- 0	0- 0	AWAY	0- 0	0- 1	1- 2				
1- 1	0- 0	0- 0	NEUTRAL	0- 0	0- 0	1- 1				
5- 7	0- 0	0- 0	CONFERENCE	0- 1	0- 0	5- 6				
2- 4	0- 0	0- 0	HOME	0- 0	0- 0	2- 4				
3- 3	0- 0	0- 0	AWAY	0- 1	0- 0	3- 2				
0- 0	0- 0	0- 0	NEUTRAL	0- 0	0- 0	0- 0				

RPI 1-25				RPI 26-50				RPI 51-100				RPI 101+				Team's RPI: 279	
RPI	S	Opponent	Score	RPI	S	Opponent	Score	RPI	S	Opponent	Score	RPI	S	Opponent	Score		
								78	A	Belmont	77 89	117	H	Saint Louis	50 89		
								92	H	Western Ill.	87 100						
												145	A	Memphis	63 65		
												153	H	Cincinnati	75 83		
												172	A	Xavier	48 54		
												178	A	Southern Ill.	70 77		
												190	H	Morehead St.	72 82		
												194	N	Louisiana	78 82		
												211	A	SIUE	69 70		
												211	H	SIUE	78 74		
												242	A	Austin Peay	74 84		
												243	H	Murray St.	79 70		
												251	A	Jacksonville St.	65 58		
												258	H	Tennessee Tech	63 74		
												259	A	Tennessee St.	75 67		
												267	A	UT Martin	82 79		
												273	A	Evansville	76 74		
												303	H	Eastern Ill.	62 71		
												304	H	Lipscomb	79 63		
												308	N	Alcorn	68 50		
												311	H	Eastern Ky.	63 74		
												349	H	Alabama A&M	75 47		
LAST 12 Division I GAMES:																	
				211	H	SIUE	78 74					211	A	SIUE	69 70		
				190	H	Morehead St.	72 82					267	A	UT Martin	82 79		
				251	A	Jacksonville St.	65 58					78	A	Belmont	77 89		
				242	A	Austin Peay	74 84					259	A	Tennessee St.	75 67		
				243	H	Murray St.	79 70					311	H	Eastern Ky.	63 74		
				303	H	Eastern Ill.	62 71					258	H	Tennessee Tech	63 74		

Non-Div I Games: Hannibal-La Grange 99 52 Stephens College 107 59

Southeast Mo. St.

Loss, Non-Conf, S Site, H Home A Away N Neutral

Average RPI Win:	296	WON-LOST	WINNING	LAST 10	STRENGTH OF	OPP. STRENGTH	TEAM	ADJ.	CONF.	ADJ CONF.
Average RPI Loss:	199	RECORD	PCT. RANK	GAMES	SCHEDULE	OF SCHEDULE	RPI	RPI	RPI	RPI
DIV. I ONLY	3- 19	330	2- 8	306	292	335	335	27	27	
DIV. I NON-CONF.	1- 9	323	0- 0	121	228	303	303	27	27	
TOTALS	RPI 1-25	RPI 26-50	W-L RECORDS	RPI 51-100	RPI 101-150	RPI 150+				
3- 19	0- 1	0- 0	OVERALL	0- 4	0- 3	3- 11				
2- 6	0- 0	0- 0	HOME	0- 0	0- 1	2- 5				
1- 13	0- 1	0- 0	AWAY	0- 4	0- 2	1- 6				
0- 0	0- 0	0- 0	NEUTRAL	0- 0	0- 0	0- 0				
1- 9	0- 1	0- 0	NON-CONFERENCE	0- 3	0- 1	1- 4				
1- 1	0- 0	0- 0	HOME	0- 0	0- 0	1- 1				
0- 8	0- 1	0- 0	AWAY	0- 3	0- 1	0- 3				
0- 0	0- 0	0- 0	NEUTRAL	0- 0	0- 0	0- 0				
2- 10	0- 0	0- 0	CONFERENCE	0- 1	0- 2	2- 7				
1- 5	0- 0	0- 0	HOME	0- 0	0- 1	1- 4				
1- 5	0- 0	0- 0	AWAY	0- 1	0- 1	1- 3				
0- 0	0- 0	0- 0	NEUTRAL	0- 0	0- 0	0- 0				

RPI 1-25				RPI 26-50				RPI 51-100				RPI 101+ Team's RPI: 335			
RPI	S	Opponent	Score	RPI	S	Opponent	Score	RPI	S	Opponent	Score	RPI	S	Opponent	Score
8	A	Baylor	38 109					69	A	Colorado St.	31 77	107	A	Ole Miss	31 81
								70	A	Florida	51 102	125	H	Abilene Christian	57 82
								87	A	Colorado	54 112	135	A	Lamar University	68 86
								99	A	Central Ark.	55 77	171	A	Houston	80 83
												194	A	Louisiana	77 86
												229	H	Grambling	71 87
												247	H	Bethune-Cookman	75 63
												257	H	McNeese	83 86
												289	A	A&M-Corpus Christi	61 77
												289	H	A&M-Corpus Christi	53 69
												298	H	Northwestern St.	69 58
												302	H	Nicholls St.	60 76
												333	A	Incarnate Word	56 96
												333	H	Incarnate Word	76 85
												337	A	Sam Houston St.	61 68
												342	A	Houston Baptist	87 71
												348	A	Jackson St.	66 83
LAST 12 Division I GAMES:															
289	H	A&M-Corpus Christi	53 69	257	H	McNeese	83 86								
99	A	Central Ark.	55 77	289	A	A&M-Corpus Christi	61 77								
302	H	Nicholls St.	60 76	135	A	Lamar University	68 86								
337	A	Sam Houston St.	61 68	342	A	Houston Baptist	87 71								
298	H	Northwestern St.	69 58	333	H	Incarnate Word	76 85								
333	A	Incarnate Word	56 96	125	H	Abilene Christian	57 82								

Non-Div I Games: Mobile 67 52

Southeastern La.

■ Loss, 
 ■ Non-Conf, S Site, 
 ■ Home 
 ■ Away 
 N Neutral

Average RPI Win:	170	WON-LOST	WINNING	LAST 10	STRENGTH OF	OPP. STRENGTH	TEAM	ADJ.	CONF.	ADJ CONF.
Average RPI Loss:	30	RECORD	PCT. RANK	GAMES	SCHEDULE	OF SCHEDULE	RPI	RPI	RPI	RPI
DIV. I ONLY	12- 11	158	2- 8	38	23	75	75	1	1	
DIV. I NON-CONF.	9- 2	37	0- 0	158	149	60	60	1	1	
<hr/>										
TOTALS	RPI 1-25	RPI 26-50	W-L RECORDS	RPI 51-100	RPI 101-150	RPI 150+				
12- 11	2- 6	0- 2	OVERALL	1- 3	2- 0	7- 0				
7- 5	1- 3	0- 1	HOME	1- 1	2- 0	3- 0				
3- 6	1- 3	0- 1	AWAY	0- 2	0- 0	2- 0				
2- 0	0- 0	0- 0	NEUTRAL	0- 0	0- 0	2- 0				
9- 2	1- 1	0- 0	NON-CONFERENCE	0- 1	1- 0	7- 0				
4- 1	0- 1	0- 0	HOME	0- 0	1- 0	3- 0				
3- 1	1- 0	0- 0	AWAY	0- 1	0- 0	2- 0				
2- 0	0- 0	0- 0	NEUTRAL	0- 0	0- 0	2- 0				
3- 9	1- 5	0- 2	CONFERENCE	1- 2	1- 0	0- 0				
3- 4	1- 2	0- 1	HOME	1- 1	1- 0	0- 0				
0- 5	0- 3	0- 1	AWAY	0- 1	0- 0	0- 0				
0- 0	0- 0	0- 0	NEUTRAL	0- 0	0- 0	0- 0				

RPI 1-25				RPI 26-50				RPI 51-100				RPI 101+			
RPI	S	Opponent	Score	RPI	S	Opponent	Score	RPI	S	Opponent	Score	RPI	S	Opponent	Score
4	H	Mississippi St.	72 76	38	H	Oregon	53 59	53	A	Washington St.	57 74	109	H	Long Beach St.	82 74
6	H	Oregon St.	60 74	40	A	California	56 63	63	H	Utah	53 58	124	H	Arizona	58 54
9	A	Washington	67 77					86	A	UNLV	66 77	151	N	Missouri St.	89 67
10	A	UCLA	67 71					87	H	Colorado	79 54	160	H	UC Riverside	67 49
10	H	UCLA	59 74									229	H	Grambling	75 64
13	A	Stanford	42 58									249	H	Hawaii	76 44
18	A	Texas A&M	66 62									277	N	Portland	67 54
24	H	Arizona St.	65 50									287	A	Sacramento St.	111 95
												328	A	UC Irvine	83 45
<hr/>															
LAST 12 Division I GAMES:															
40	A	California	56 63	6	H	Oregon St.	60 74								
13	A	Stanford	42 58	38	H	Oregon	53 59								
24	H	Arizona St.	65 50	53	A	Washington St.	57 74								
124	H	Arizona	58 54	9	A	Washington	67 77								
10	A	UCLA	67 71	63	H	Utah	53 58								
10	H	UCLA	59 74	87	H	Colorado	79 54								

Non-Div I Games:

Southern California

■ Loss, 
■ Non-Conf, 
■ S Site, 
■ H Home 
■ A Away 
N Neutral

Average RPI Win:	219	WON-LOST	WINNING	LAST 10	STRENGTH OF	OPP. STRENGTH	TEAM	ADJ.	CONF.	ADJ CONF.
Average RPI Loss:	135	RECORD	PCT. RANK	GAMES	SCHEDULE	OF SCHEDULE	RPI	RPI	RPI	RPI
DIV. I ONLY	10- 11	192	4- 6	160	159	178	178	16	16	
DIV. I NON-CONF.	5- 5	165	0- 1	187	195	169	169	14	14	
TOTALS	RPI 1-25	RPI 26-50	W-L RECORDS	RPI 51-100	RPI 101-150	RPI 150+				
10- 11	0- 1	0- 2	OVERALL	2- 2	1- 0	7- 6				
6- 4	0- 0	0- 1	HOME	1- 0	1- 0	4- 3				
4- 6	0- 1	0- 1	AWAY	1- 1	0- 0	3- 3				
0- 1	0- 0	0- 0	NEUTRAL	0- 1	0- 0	0- 0				
5- 5	0- 1	0- 0	NON-CONFERENCE	1- 1	1- 0	3- 3				
3- 1	0- 0	0- 0	HOME	0- 0	1- 0	2- 1				
2- 3	0- 1	0- 0	AWAY	1- 0	0- 0	1- 2				
0- 1	0- 0	0- 0	NEUTRAL	0- 1	0- 0	0- 0				
5- 6	0- 0	0- 2	CONFERENCE	1- 1	0- 0	4- 3				
3- 3	0- 0	0- 1	HOME	1- 0	0- 0	2- 2				
2- 3	0- 0	0- 1	AWAY	0- 1	0- 0	2- 1				
0- 0	0- 0	0- 0	NEUTRAL	0- 0	0- 0	0- 0				

RPI 1-25				RPI 26-50				RPI 51-100				RPI 101+ Team's RPI: 178			
RPI	S	Opponent	Score	RPI	S	Opponent	Score	RPI	S	Opponent	Score	RPI	S	Opponent	Score
17	A	Oklahoma	48 80	32	A	Drake	59 75	54	A	UNI	49 79	145	H	Memphis	69 61
				32	H	Drake	60 71	54	H	UNI	64 59	151	H	Missouri St.	60 78
								67	N	South Dakota	57 68	176	H	UAB	49 64
								96	A	Purdue	64 61	197	H	Wichita St.	77 54
												201	H	Indiana St.	53 68
												211	A	SIUE	59 60
												227	A	Bradley	66 57
												243	H	Murray St.	70 63
												267	A	UT Martin	68 76
												273	A	Evansville	60 63
												279	H	Southeast Mo. St.	77 70
												314	A	UMKC	77 69
												316	H	Loyola Chicago	73 57
												321	A	Illinois St.	63 56
LAST 12 Division I GAMES:															
54	H	UNI	64 59	197	H	Wichita St.	77 54								
32	H	Drake	60 71	32	A	Drake	59 75								
321	A	Illinois St.	63 56	54	A	UNI	49 79								
227	A	Bradley	66 57	201	H	Indiana St.	53 68								
273	A	Evansville	60 63	316	H	Loyola Chicago	73 57								
151	H	Missouri St.	60 78	67	N	South Dakota	57 68								

Non-Div I Games: Brescia 104 35

Southern Ill.

Average RPI Win:	204	WON-LOST	WINNING	LAST 10	STRENGTH OF	OPP. STRENGTH	TEAM	ADJ.	CONF.	ADJ CONF.
Average RPI Loss:	120	RECORD	PCT. RANK	GAMES	SCHEDULE	OF SCHEDULE	RPI	RPI	RPI	RPI
DIV. I ONLY	14- 9	116	6- 4	122	148	111	111	15	15	
DIV. I NON-CONF.	7- 4	114	0- 0	167	193	137	137	16	16	
TOTALS	RPI 1-25	RPI 26-50	W-L RECORDS	RPI 51-100	RPI 101-150	RPI 150+				
14- 9	0- 1	0- 2	OVERALL	1- 2	1- 0	12- 4				
9- 2	0- 1	0- 0	HOME	1- 1	1- 0	7- 0				
4- 5	0- 0	0- 0	AWAY	0- 0	0- 0	4- 0				
1- 2	0- 0	0- 1	NEUTRAL	0- 0	0- 0	1- 1				
7- 4	0- 1	0- 2	NON-CONFERENCE	0- 0	0- 0	7- 1				
5- 1	0- 1	0- 0	HOME	0- 0	0- 0	5- 0				
1- 1	0- 0	0- 1	AWAY	0- 0	0- 0	1- 0				
1- 2	0- 0	0- 1	NEUTRAL	0- 0	0- 0	1- 1				
7- 5	0- 0	0- 0	CONFERENCE	1- 2	1- 0	5- 3				
4- 1	0- 0	0- 0	HOME	1- 1	1- 0	2- 0				
3- 4	0- 0	0- 0	AWAY	0- 1	0- 0	3- 3				
0- 0	0- 0	0- 0	NEUTRAL	0- 0	0- 0	0- 0				

RPI 1-25				RPI 26-50				RPI 51-100				RPI 101+				Team's RPI: 111	
RPI	S	Opponent	Score	RPI	S	Opponent	Score	RPI	S	Opponent	Score	RPI	S	Opponent	Score		
4	H	Mississippi St.	50 72	40	N	California	51 71	81	H	Middle Tenn.	81 61	139	H	Old Dominion	84 69		
				43	A	Tulane	67 86	82	A	Western Ky.	53 79	155	A	UTSA	69 68		
								98	H	Charlotte	61 78	155	H	UTSA	74 71		
												163	A	Louisiana Tech	61 72		
												172	N	Xavier	73 59		
												176	H	UAB	64 59		
												179	A	Rice	68 76		
												194	H	Louisiana	71 49		
												198	H	New Orleans	78 53		
												205	A	North Texas	62 75		
												209	H	Alabama St.	70 43		
												245	A	South Ala.	57 48		
												250	A	Marshall	82 78		
												270	N	Northern Ky.	53 58		
												282	H	Mississippi Val.	83 55		
												293	A	UTEP	79 68		
												308	H	Alcorn	99 56		
LAST 12 Division I GAMES:																	
155	H	UTSA	74 71	205	A	North Texas	62 75										
82	A	Western Ky.	53 79	98	H	Charlotte	61 78										
250	A	Marshall	82 78	139	H	Old Dominion	84 69										
176	H	UAB	64 59	293	A	UTEP	79 68										
81	H	Middle Tenn.	81 61	155	A	UTSA	69 68										
179	A	Rice	68 76	163	A	Louisiana Tech	61 72										

Non-Div I Games: William Carey 92 39

Southern Miss.

■ Loss, 
 ■ Non-Conf, S Site, 
 ■ Home 
 ■ Away 
 N Neutral

Average RPI Win:	298	WON-LOST	WINNING	LAST 10	STRENGTH OF	OPP. STRENGTH	TEAM	ADJ.	CONF.	ADJ CONF.
Average RPI Loss:	144	RECORD	PCT. RANK	GAMES	SCHEDULE	OF SCHEDULE	RPI	RPI	RPI	RPI
DIV. I ONLY	8- 10	210	6- 4	286	304	238	238	30	30	
DIV. I NON-CONF.	1- 6	310	0- 1	44	24	221	221	29	29	
TOTALS	RPI 1-25	RPI 26-50	W-L RECORDS	RPI 51-100	RPI 101-150	RPI 150+				
8- 10	0- 2	0- 1	OVERALL	0- 1	0- 1	8- 5				
5- 2	0- 0	0- 0	HOME	0- 0	0- 0	5- 2				
3- 7	0- 0	0- 0	AWAY	0- 0	0- 0	3- 1				
0- 1	0- 1	0- 0	NEUTRAL	0- 0	0- 0	0- 0				
1- 6	0- 2	0- 1	NON-CONFERENCE	0- 1	0- 1	1- 1				
1- 0	0- 0	0- 0	HOME	0- 0	0- 0	1- 0				
0- 5	0- 1	0- 1	AWAY	0- 1	0- 1	0- 1				
0- 1	0- 1	0- 0	NEUTRAL	0- 0	0- 0	0- 0				
7- 4	0- 0	0- 0	CONFERENCE	0- 0	0- 0	7- 4				
4- 2	0- 0	0- 0	HOME	0- 0	0- 0	4- 2				
3- 2	0- 0	0- 0	AWAY	0- 0	0- 0	3- 2				
0- 0	0- 0	0- 0	NEUTRAL	0- 0	0- 0	0- 0				

RPI 1-25				RPI 26-50				RPI 51-100				RPI 101+ Team's RPI: 238			
RPI	S	Opponent	Score	RPI	S	Opponent	Score	RPI	S	Opponent	Score	RPI	S	Opponent	Score
10	A	UCLA	47 95	30	A	Ohio St.	73 108	51	A	Michigan St.	55 70	136	A	East Carolina	55 62
18	N	Texas A&M	58 81									203	H	Texas Southern	71 77
												209	A	Alabama St.	70 75
												229	A	Grambling	71 68
												229	H	Grambling	63 70
												245	A	South Ala.	48 55
												247	H	Bethune-Cookman	61 59
												282	H	Mississippi Val.	51 44
												283	H	Prairie View	86 72
												294	H	Ark.-Pine Bluff	67 50
												308	A	Alcorn	63 69
												348	A	Jackson St.	85 56
												348	H	Jackson St.	80 61
												349	A	Alabama A&M	66 54
LAST 12 Division I GAMES:															
348	H	Jackson St.	80 61	294	H	Ark.-Pine Bluff	67 50								
229	H	Grambling	63 70	348	A	Jackson St.	85 56								
308	A	Alcorn	63 69	229	A	Grambling	71 68								
209	A	Alabama St.	70 75	203	H	Texas Southern	71 77								
349	A	Alabama A&M	66 54	283	H	Prairie View	86 72								
282	H	Mississippi Val.	51 44	136	A	East Carolina	55 62								

Non-Div I Games: Spring Hill 68 53

Southern U.

■ Loss, 
 ■ Non-Conf, 
 ■ S Site, 
 ■ Home 
 ■ A Away 
 N Neutral



## Southern Utah

Through Games Of Feb. 9, 2017

Average RPI Win:	248	WON-LOST	WINNING	LAST 10	STRENGTH OF	OPP. STRENGTH	TEAM	ADJ.	CONF.	ADJ CONF.
Average RPI Loss:	175	RECORD	PCT. RANK	GAMES	SCHEDULE	OF SCHEDULE	RPI	RPI	RPI	RPI
DIV. I ONLY	4- 18	317	0- 10	186	249	295	295	19	19	
DIV. I NON-CONF.	4- 6	209	0- 0	171	227	178	178	18	18	
TOTALS	RPI 1-25	RPI 26-50	W-L RECORDS	RPI 51-100	RPI 101-150	RPI 150+				
4- 18	0- 1	0- 0	OVERALL	0- 1	0- 8	4- 8				
0- 10	0- 0	0- 0	HOME	0- 0	0- 5	0- 5				
4- 8	0- 1	0- 0	AWAY	0- 1	0- 3	4- 3				
0- 0	0- 0	0- 0	NEUTRAL	0- 0	0- 0	0- 0				
4- 6	0- 1	0- 0	NON-CONFERENCE	0- 1	0- 2	4- 2				
0- 3	0- 0	0- 0	HOME	0- 0	0- 1	0- 2				
4- 3	0- 1	0- 0	AWAY	0- 1	0- 1	4- 0				
0- 0	0- 0	0- 0	NEUTRAL	0- 0	0- 0	0- 0				
0- 12	0- 0	0- 0	CONFERENCE	0- 0	0- 6	0- 6				
0- 7	0- 0	0- 0	HOME	0- 0	0- 4	0- 3				
0- 5	0- 0	0- 0	AWAY	0- 0	0- 2	0- 3				
0- 0	0- 0	0- 0	NEUTRAL	0- 0	0- 0	0- 0				

RPI 1-25				RPI 26-50				RPI 51-100				RPI 101+ Team's RPI: 295			
RPI	S	Opponent	Score	RPI	S	Opponent	Score	RPI	S	Opponent	Score	RPI	S	Opponent	Score
6	A	Oregon St.	38 77					63	A	Utah	43 69	103	A	Wyoming	48 68
												106	A	Northern Colo.	55 74
												106	H	Northern Colo.	53 83
												123	A	North Dakota	70 75
												123	H	North Dakota	65 68
												124	H	Arizona	65 77
												141	H	Idaho	68 85
												148	H	Eastern Wash.	66 67
												177	H	Idaho St.	68 71
												185	A	Utah St.	70 54
												188	A	CSUN	77 71
												220	H	Weber St.	68 73
												225	H	Grand Canyon	73 76
												252	A	Portland St.	74 81
												287	A	Sacramento St.	69 81
												290	A	CSU Bakersfield	65 59
												291	H	Northern Ariz.	68 77
												327	A	Montana	55 64
												328	A	UC Irvine	70 58
												331	H	Utah Valley	64 70
LAST 12 Division I GAMES:															
327	A	Montana	55 64	141	H	Idaho	68 85								
177	H	Idaho St.	68 71	252	A	Portland St.	74 81								
220	H	Weber St.	68 73	287	A	Sacramento St.	69 81								
106	A	Northern Colo.	55 74	123	H	North Dakota	65 68								
123	A	North Dakota	70 75	106	H	Northern Colo.	53 83								
148	H	Eastern Wash.	66 67	291	H	Northern Ariz.	68 77								

Non-Div I Games: Antelope Valley 89 76

Southern Utah

■ Loss, 
 ■ Non-Conf, S Site, 
 ■ Home 
 ■ Away 
 N Neutral

Average RPI Win:	220	WON-LOST	WINNING	LAST 10	STRENGTH OF	OPP. STRENGTH	TEAM	ADJ.	CONF.	ADJ CONF.
Average RPI Loss:	143	RECORD	PCT. RANK	GAMES	SCHEDULE	OF SCHEDULE	RPI	RPI	RPI	RPI
DIV. I ONLY	9- 15	240	3- 7	171	153	222	222	12	12	
DIV. I NON-CONF.	5- 7	205	0- 0	169	201	204	204	13	13	
TOTALS	RPI 1-25	RPI 26-50	W-L RECORDS	RPI 51-100	RPI 101-150	RPI 150+				
9- 15	0- 0	0- 0	OVERALL	0- 4	3- 5	6- 6				
6- 5	0- 0	0- 0	HOME	0- 2	2- 1	4- 2				
1- 10	0- 0	0- 0	AWAY	0- 2	0- 4	1- 4				
2- 0	0- 0	0- 0	NEUTRAL	0- 0	1- 0	1- 0				
5- 7	0- 0	0- 0	NON-CONFERENCE	0- 3	2- 1	3- 3				
3- 2	0- 0	0- 0	HOME	0- 1	1- 0	2- 1				
0- 5	0- 0	0- 0	AWAY	0- 2	0- 1	0- 2				
2- 0	0- 0	0- 0	NEUTRAL	0- 0	1- 0	1- 0				
4- 8	0- 0	0- 0	CONFERENCE	0- 1	1- 4	3- 3				
3- 3	0- 0	0- 0	HOME	0- 1	1- 1	2- 1				
1- 5	0- 0	0- 0	AWAY	0- 0	0- 3	1- 2				
0- 0	0- 0	0- 0	NEUTRAL	0- 0	0- 0	0- 0				

RPI 1-25				RPI 26-50				RPI 51-100				RPI 101+				Team's RPI: 222	
RPI	S	Opponent	Score	RPI	S	Opponent	Score	RPI	S	Opponent	Score	RPI	S	Opponent	Score		
								58	H	Dayton	60	62	112	A	Fordham	45	57
								60	A	Buffalo	47	68	112	H	Fordham	44	60
								68	H	Bucknell	35	57	113	H	Duquesne	69	56
								73	A	Toledo	50	74	116	A	Saint Joseph's	53	70
													117	A	Saint Louis	49	64
													118	A	Delaware	40	43
													126	N	Rider	60	47
													140	H	Albany (NY)	67	59
													164	H	La Salle	45	57
													165	A	George Mason	49	52
													219	A	Niagara	43	65
													232	H	Colgate	70	57
													236	A	Richmond	54	61
													242	N	Austin Peay	58	57
													246	H	Canisius	57	74
													248	H	Stony Brook	51	37
													274	A	Eastern Mich.	56	75
													285	H	Davidson	70	51
													297	A	Massachusetts	55	38
													299	H	Rhode Island	78	69
LAST 12 Division I GAMES:																	
164	H	La Salle	45	57	112	H	Fordham	44	60								
112	A	Fordham	45	57	117	A	Saint Louis	49	64								
116	A	Saint Joseph's	53	70	236	A	Richmond	54	61								
285	H	Davidson	70	51	58	H	Dayton	60	62								
113	H	Duquesne	69	56	165	A	George Mason	49	52								
297	A	Massachusetts	55	38	299	H	Rhode Island	78	69								

Non-Div I Games:

St. Bonaventure

Average RPI Win:	<b>288</b>	WON-LOST	WINNING	LAST 10	STRENGTH OF	OPP. STRENGTH	TEAM	ADJ.	CONF.	ADJ CONF.
Average RPI Loss:	<b>215</b>	RECORD	PCT. RANK	GAMES	SCHEDULE	OF SCHEDULE	RPI	RPI	RPI	RPI
DIV. I ONLY	<b>6- 17</b>	<b>295</b>	<b>3- 7</b>	<b>285</b>	<b>342</b>	<b>322</b>	<b>322</b>	<b>31</b>	<b>31</b>	
DIV. I NON-CONF.	<b>2- 9</b>	<b>293</b>	<b>0- 0</b>	<b>195</b>	<b>271</b>	<b>312</b>	<b>312</b>	<b>32</b>	<b>32</b>	
TOTALS	RPI 1-25	RPI 26-50	W-L RECORDS	RPI 51-100	RPI 101-150	RPI 150+				
6- 17	0- 0	0- 1	OVERALL	0- 1	0- 2	6- 13				
3- 8	0- 0	0- 0	HOME	0- 0	0- 0	3- 8				
3- 8	0- 0	0- 1	AWAY	0- 1	0- 2	3- 4				
0- 1	0- 0	0- 0	NEUTRAL	0- 0	0- 0	0- 1				
2- 9	0- 0	0- 1	NON-CONFERENCE	0- 1	0- 2	2- 5				
2- 2	0- 0	0- 0	HOME	0- 0	0- 0	2- 2				
0- 6	0- 0	0- 1	AWAY	0- 1	0- 2	0- 2				
0- 1	0- 0	0- 0	NEUTRAL	0- 0	0- 0	0- 1				
4- 8	0- 0	0- 0	CONFERENCE	0- 0	0- 0	4- 8				
1- 6	0- 0	0- 0	HOME	0- 0	0- 0	1- 6				
3- 2	0- 0	0- 0	AWAY	0- 0	0- 0	3- 2				
0- 0	0- 0	0- 0	NEUTRAL	0- 0	0- 0	0- 0				

RPI 1-25			RPI 26-50			RPI 51-100			RPI 101+			Team's RPI: 322
RPI	S	Opponent	Score	RPI	S	Opponent	Score	RPI	S	Opponent	Score	
41	A	James Madison	57 83	87	A	Colorado	54 81	126	A	Rider	60 77	
								147	A	Iona	46 62	
								159	N	Boston College	58 73	
								168	A	Army West Point	46 69	
								206	H	Sacred Heart	74 81	
								212	A	Saint Francis (PA)	62 79	
								212	H	Saint Francis (PA)	59 75	
								214	A	Robert Morris	56 49	
								214	H	Robert Morris	54 61	
								226	H	Monmouth	87 78	
								244	A	Loyola Maryland	60 69	
								255	H	Howard	63 78	
								269	H	Manhattan	52 55	
								301	H	Bryant	63 47	
								306	H	Central Conn. St.	53 61	
								309	H	Saint Peter's	58 52	
								320	H	Mt. St. Mary's	44 62	
								332	A	LIU Brooklyn	56 54	
								343	A	Wagner	45 58	
								346	A	Fairleigh Dickinson	66 59	
								346	H	Fairleigh Dickinson	58 59	
LAST 12 Division I GAMES:												
212	H	Saint Francis (PA)	59 75	206	H	Sacred Heart	74 81					
214	H	Robert Morris	54 61	332	A	LIU Brooklyn	56 54					
343	A	Wagner	45 58	212	A	Saint Francis (PA)	62 79					
346	H	Fairleigh Dickinson	58 59	214	A	Robert Morris	56 49					
346	A	Fairleigh Dickinson	66 59	306	H	Central Conn. St.	53 61					
320	H	Mt. St. Mary's	44 62	301	H	Bryant	63 47					

Non-Div I Games:

St. Francis Brooklyn

■ Loss, 
 ■ Non-Conf, 
 ■ S Site, 
 ■ H Home 
 ■ A Away 
 N Neutral

Average RPI Win:	154	WON-LOST	WINNING	LAST 10	STRENGTH OF	OPP. STRENGTH	TEAM	ADJ.	CONF.	ADJ CONF.
Average RPI Loss:	58	RECORD	PCT. RANK	GAMES	SCHEDULE	OF SCHEDULE	RPI	RPI	RPI	RPI
DIV. I ONLY	16- 8	80	6- 4	80	53	61	61	7	7	
DIV. I NON-CONF.	8- 3	67	0- 0	139	50	89	89	7	7	
<hr/>										
TOTALS	RPI 1-25	RPI 26-50	W-L RECORDS	RPI 51-100	RPI 101-150	RPI 150+				
16- 8	0- 5	4- 0	OVERALL	1- 1	3- 1	8- 1				
9- 4	0- 3	2- 0	HOME	0- 0	1- 1	6- 0				
6- 3	0- 1	2- 0	AWAY	0- 1	2- 0	2- 1				
1- 1	0- 1	0- 0	NEUTRAL	1- 0	0- 0	0- 0				
8- 3	0- 2	1- 0	NON-CONFERENCE	1- 0	3- 1	3- 0				
5- 2	0- 1	1- 0	HOME	0- 0	1- 1	3- 0				
2- 0	0- 0	0- 0	AWAY	0- 0	2- 0	0- 0				
1- 1	0- 1	0- 0	NEUTRAL	1- 0	0- 0	0- 0				
8- 5	0- 3	3- 0	CONFERENCE	0- 1	0- 0	5- 1				
4- 2	0- 2	1- 0	HOME	0- 0	0- 0	3- 0				
4- 3	0- 1	2- 0	AWAY	0- 1	0- 0	2- 1				
0- 0	0- 0	0- 0	NEUTRAL	0- 0	0- 0	0- 0				

RPI 1-25				RPI 26-50				RPI 51-100				Team's RPI: 61	RPI 101+			
RPI	S	Opponent	Score	RPI	S	Opponent	Score	RPI	S	Opponent	Score		RPI	S	Opponent	Score
15	A	DePaul	51 54	41	H	James Madison	74 63	66	A	Villanova	50 55		112	A	Fordham	59 45
15	H	DePaul	66 78	42	A	Marquette	82 72	74	N	Virginia	66 55		113	H	Duquesne	65 71
20	H	Miami (FL)	50 62	42	H	Marquette	70 64						133	A	William & Mary	73 57
21	H	Creighton	43 55	47	A	Georgetown	71 66						140	H	Albany (NY)	54 36
24	N	Arizona St.	41 54										170	H	Providence	60 50
													172	A	Xavier	65 48
													172	H	Xavier	64 55
													186	A	Seton Hall	59 64
													196	H	Rutgers	65 39
													234	A	Butler	62 41
													234	H	Butler	62 55
													318	H	Lafayette	64 46
													343	H	Wagner	62 34
<hr/>																
LAST 12 Division I GAMES:																
42	A	Marquette	82 72	66	A	Villanova	50 55									
15	A	DePaul	51 54	47	A	Georgetown	71 66									
172	H	Xavier	64 55	15	H	DePaul	66 78									
234	H	Butler	62 55	42	H	Marquette	70 64									
170	H	Providence	60 50	234	A	Butler	62 41									
21	H	Creighton	43 55	172	A	Xavier	65 48									

Non-Div I Games:

St. John's (NY)

■ Loss, 
 ■ Non-Conf, 
 ■ S Site, 
 ■ H Home 
 ■ A Away 
 N Neutral

Average RPI Win:	204	WON-LOST	WINNING	LAST 10	STRENGTH OF	OPP. STRENGTH	TEAM	ADJ.	CONF.	ADJ CONF.
Average RPI Loss:	101	RECORD	PCT. RANK	GAMES	SCHEDULE	OF SCHEDULE	RPI	RPI	RPI	RPI
DIV. I ONLY	15- 9	107	9- 1	197	102	127	127	14	14	
DIV. I NON-CONF.	5- 6	186	0- 0	120	42	145	145	12	12	
TOTALS	RPI 1-25	RPI 26-50	W-L RECORDS	RPI 51-100	RPI 101-150	RPI 150+				
15- 9	0- 0	0- 1	OVERALL	0- 6	3- 0	12- 2				
7- 5	0- 0	0- 1	HOME	0- 3	2- 0	5- 1				
8- 4	0- 0	0- 0	AWAY	0- 3	1- 0	7- 1				
0- 0	0- 0	0- 0	NEUTRAL	0- 0	0- 0	0- 0				
5- 6	0- 0	0- 1	NON-CONFERENCE	0- 4	1- 0	4- 1				
1- 4	0- 0	0- 1	HOME	0- 2	1- 0	0- 1				
4- 2	0- 0	0- 0	AWAY	0- 2	0- 0	4- 0				
0- 0	0- 0	0- 0	NEUTRAL	0- 0	0- 0	0- 0				
10- 3	0- 0	0- 0	CONFERENCE	0- 2	2- 0	8- 1				
6- 1	0- 0	0- 0	HOME	0- 1	1- 0	5- 0				
4- 2	0- 0	0- 0	AWAY	0- 1	1- 0	3- 1				
0- 0	0- 0	0- 0	NEUTRAL	0- 0	0- 0	0- 0				

RPI 1-25			RPI 26-50			RPI 51-100			RPI 101+ Team's RPI: 127		
RPI	S	Opponent	Score	RPI	S	Opponent	Score	RPI	S	Opponent	Score
				40	H	California	67 74	53	A	Washington St.	69 85
								63	H	Utah	62 63
								77	H	Gonzaga	75 79
								85	H	Boise St.	78 83
								95	A	UC Davis	66 68
								97	A	BYU	65 70
								106	H	Northern Colo.	75 65
								149	A	San Francisco	64 62
								149	H	San Francisco	75 72
								152	H	Santa Clara	55 53
								159	A	Boston College	62 54
								183	A	Northeastern	77 53
								188	H	CSUN	61 73
								202	A	San Jose St.	85 64
								204	H	Loyola Marymount	74 59
								210	A	Pacific	63 54
								210	H	Pacific	82 74
								215	A	San Diego	71 73
								215	H	San Diego	77 65
								264	A	Cal Poly	79 71
								277	A	Portland	75 65
								277	H	Portland	92 76
								307	A	Pepperdine	81 60
LAST 12 Division I GAMES:											
277	A	Portland	75 65	210	A	Pacific	63 54				
215	H	San Diego	77 65	77	H	Gonzaga	75 79				
210	H	Pacific	82 74	277	H	Portland	92 76				
152	H	Santa Clara	55 53	149	H	San Francisco	75 72				
149	A	San Francisco	64 62	97	A	BYU	65 70				
307	A	Pepperdine	81 60	215	A	San Diego	71 73				

Non-Div I Games:

St. Mary's (CA)

■ Loss, 
 ■ Non-Conf, 
 ■ S Site, 
 ■ Home 
 ■ Away 
 N Neutral

Average RPI Win:	107	WON-LOST	WINNING	LAST 10	STRENGTH OF	OPP. STRENGTH	TEAM	ADJ.	CONF.	ADJ CONF.
Average RPI Loss:	27	RECORD	PCT. RANK	GAMES	SCHEDULE	OF SCHEDULE	RPI	RPI	RPI	RPI
DIV. I ONLY	20- 4	11	8- 2	13	13	13	13	13	1	1
DIV. I NON-CONF.	10- 2	33	0- 0	37	70	14	14	1	1	1
TOTALS	RPI 1-25	RPI 26-50	W-L RECORDS	RPI 51-100	RPI 101-150	RPI 150+				
20- 4	4- 3	1- 0	OVERALL	7- 1	3- 0	5- 0				
9- 3	2- 2	1- 0	HOME	2- 1	2- 0	2- 0				
8- 1	2- 1	0- 0	AWAY	4- 0	1- 0	1- 0				
3- 0	0- 0	0- 0	NEUTRAL	1- 0	0- 0	2- 0				
10- 2	1- 1	0- 0	NON-CONFERENCE	3- 1	1- 0	5- 0				
5- 1	1- 0	0- 0	HOME	1- 1	1- 0	2- 0				
2- 1	0- 1	0- 0	AWAY	1- 0	0- 0	1- 0				
3- 0	0- 0	0- 0	NEUTRAL	1- 0	0- 0	2- 0				
10- 2	3- 2	1- 0	CONFERENCE	4- 0	2- 0	0- 0				
4- 2	1- 2	1- 0	HOME	1- 0	1- 0	0- 0				
6- 0	2- 0	0- 0	AWAY	3- 0	1- 0	0- 0				
0- 0	0- 0	0- 0	NEUTRAL	0- 0	0- 0	0- 0				

RPI	S	Opponent	Score	RPI	S	Opponent	Score	RPI	S	Opponent	Score	RPI	S	Opponent	Score
6	H	Oregon St.	69 72	38	H	Oregon	81 60	53	A	Washington St.	76 54	124	A	Arizona	77 55
7	H	Texas	71 59					55	A	George Washington	71 52	124	H	Arizona	73 46
9	A	Washington	72 68					63	A	Utah	77 58	150	H	Yale	102 44
10	H	UCLA	76 85					75	H	Southern California	58 42	183	N	Northeastern	74 45
14	A	Tennessee	51 59					77	H	Gonzaga	63 68	188	H	CSUN	88 54
24	A	Arizona St.	64 57					87	A	Colorado	84 70	197	N	Wichita St.	87 39
24	H	Arizona St.	66 56					95	H	UC Davis	68 42	264	H	Cal Poly	83 55
								96	N	Purdue	78 69	290	A	CSU Bakersfield	77 56
LAST 12 Division I GAMES:															
10	H	UCLA	76 85	87	A	Colorado	84 70								
75	H	Southern California	58 42	63	A	Utah	77 58								
9	A	Washington	72 68	6	H	Oregon St.	69 72								
53	A	Washington St.	76 54	38	H	Oregon	81 60								
24	H	Arizona St.	66 56	124	A	Arizona	77 55								
124	H	Arizona	73 46	24	A	Arizona St.	64 57								

Non-Div I Games:

Stanford

■ Loss, 
 ■ Non-Conf, S Site, 
 ■ Home 
 ■ Away 
 N Neutral

Average RPI Win:	251	WON-LOST	WINNING	LAST 10	STRENGTH OF	OPP. STRENGTH	TEAM	ADJ.	CONF.	ADJ CONF.
Average RPI Loss:	119	RECORD	PCT. RANK	GAMES	SCHEDULE	OF SCHEDULE	RPI	RPI	RPI	RPI
DIV. I ONLY	16- 5	35	8- 2	259	257	115	115	24	24	
DIV. I NON-CONF.	8- 4	97	1- 2	251	295	138	138	23	23	
TOTALS	RPI 1-25	RPI 26-50	W-L RECORDS	RPI 51-100	RPI 101-150	RPI 150+				
16- 5	0- 0	0- 1	OVERALL	2- 2	0- 1	14- 1				
8- 2	0- 0	0- 0	HOME	1- 1	0- 0	7- 1				
6- 3	0- 0	0- 1	AWAY	1- 1	0- 1	5- 0				
2- 0	0- 0	0- 0	NEUTRAL	0- 0	0- 0	2- 0				
8- 4	0- 0	0- 1	NON-CONFERENCE	0- 1	0- 1	8- 1				
4- 1	0- 0	0- 0	HOME	0- 0	0- 0	4- 1				
2- 3	0- 0	0- 1	AWAY	0- 1	0- 1	2- 0				
2- 0	0- 0	0- 0	NEUTRAL	0- 0	0- 0	2- 0				
8- 1	0- 0	0- 0	CONFERENCE	2- 1	0- 0	6- 0				
4- 1	0- 0	0- 0	HOME	1- 1	0- 0	3- 0				
4- 0	0- 0	0- 0	AWAY	1- 0	0- 0	3- 0				
0- 0	0- 0	0- 0	NEUTRAL	0- 0	0- 0	0- 0				

RPI 1-25				RPI 26-50				RPI 51-100				RPI 101+				Team's RPI: 115	
RPI	S	Opponent	Score	RPI	S	Opponent	Score	RPI	S	Opponent	Score	RPI	S	Opponent	Score		
				28	A	South Fla.	60 74	83	A	Jacksonville	65 49	131	A	Arkansas	62 79		
								83	H	Jacksonville	57 47	211	H	SIUE	78 68		
								88	A	Chattanooga	55 66	214	N	Robert Morris	68 60		
								90	H	FGCU	71 84	220	N	Weber St.	70 68		
												247	H	Bethune-Cookman	63 60		
												259	H	Tennessee St.	50 56		
												270	A	Northern Ky.	54 45		
												276	A	North Florida	62 44		
												276	H	North Florida	68 44		
												284	A	Kennesaw St.	65 56		
												288	A	High Point	81 47		
												303	H	Eastern Ill.	72 55		
												304	A	Lipscomb	91 66		
												315	H	NJIT	77 43		
												317	H	Valparaiso	87 75		
												319	H	USC Upstate	80 68		
LAST 12 Division I GAMES:																	
				83	H	Jacksonville	57 47	304	A	Lipscomb	91 66						
				276	A	North Florida	62 44	284	A	Kennesaw St.	65 56						
				83	A	Jacksonville	65 49	90	H	FGCU	71 84						
				276	H	North Florida	68 44	28	A	South Fla.	60 74						
				315	H	NJIT	77 43	259	H	Tennessee St.	50 56						
				319	H	USC Upstate	80 68	211	H	SIUE	78 68						

Non-Div I Games: Webber Int'l 92 54 Palm Beach Atl. 89 50 Warner 100 34

Stetson

Average RPI Win:	252	WON-LOST	WINNING	LAST 10	STRENGTH OF	OPP. STRENGTH	TEAM	ADJ.	CONF.	ADJ CONF.
Average RPI Loss:	165	RECORD	PCT. RANK	GAMES	SCHEDULE	OF SCHEDULE	RPI	RPI	RPI	RPI
DIV. I ONLY	9- 14	229	3- 7	233	261	248	248	22	22	
DIV. I NON-CONF.	6- 6	165	1- 0	260	282	209	209	22	22	
TOTALS	RPI 1-25	RPI 26-50	W-L RECORDS	RPI 51-100	RPI 101-150	RPI 150+				
9- 14	0- 0	0- 2	OVERALL	1- 2	2- 3	6- 7				
5- 5	0- 0	0- 1	HOME	1- 1	2- 1	2- 2				
3- 8	0- 0	0- 0	AWAY	0- 1	0- 2	3- 5				
1- 1	0- 0	0- 1	NEUTRAL	0- 0	0- 0	1- 0				
6- 6	0- 0	0- 2	NON-CONFERENCE	1- 0	1- 1	4- 3				
3- 2	0- 0	0- 1	HOME	1- 0	1- 0	1- 1				
2- 3	0- 0	0- 0	AWAY	0- 0	0- 1	2- 2				
1- 1	0- 0	0- 1	NEUTRAL	0- 0	0- 0	1- 0				
3- 8	0- 0	0- 0	CONFERENCE	0- 2	1- 2	2- 4				
2- 3	0- 0	0- 0	HOME	0- 1	1- 1	1- 1				
1- 5	0- 0	0- 0	AWAY	0- 1	0- 1	1- 3				
0- 0	0- 0	0- 0	NEUTRAL	0- 0	0- 0	0- 0				

RPI S	Opponent	Score	RPI S	Opponent	Score	RPI S	Opponent	Score	RPI S	Opponent	Score	Team's RPI: 248
35	H Syracuse	60 78	91	H Cornell	66 65	128	H Maine	55 41				
50	N Indiana	60 74	93	A New Hampshire	46 49	140	A Albany (NY)	54 64				
			93	H New Hampshire	45 56	140	H Albany (NY)	57 75				
						143	H Columbia	55 53				
						147	A Iona	46 57				
						166	A Hartford	52 65				
						187	H Hofstra	64 67				
						207	H Binghamton	40 48				
						222	A St. Bonaventure	37 51				
						231	A UMBC	61 67				
						268	A Vermont	43 53				
						269	A Manhattan	55 50				
						306	A Central Conn. St.	64 59				
						314	H UMKC	57 55				
						332	A LIU Brooklyn	48 58				
						339	A UMass Lowell	86 44				
						339	H UMass Lowell	83 53				
						341	N Florida A&M	80 49				
LAST 12 Division I GAMES:												
339	A UMass Lowell	86 44	166	A Hartford	52 65							
140	H Albany (NY)	57 75	339	H UMass Lowell	83 53							
93	H New Hampshire	45 56	128	H Maine	55 41							
268	A Vermont	43 53	140	A Albany (NY)	54 64							
231	A UMBC	61 67	93	A New Hampshire	46 49							
207	H Binghamton	40 48	314	H UMKC	57 55							

Non-Div I Games: Molloy 62 53

Stony Brook

■ Loss, 
 ■ Non-Conf, 
 ■ S Site, 
 ■ H Home 
 ■ A Away 
 N Neutral





Average RPI Win:	203	WON-LOST	WINNING	LAST 10	STRENGTH OF	OPP. STRENGTH	TEAM	ADJ.	CONF.	ADJ CONF.
Average RPI Loss:	27	RECORD	PCT. RANK	GAMES	SCHEDULE	OF SCHEDULE	RPI	RPI	RPI	RPI
DIV. I ONLY	12- 11	158	4- 6	70	16	121	121	4	4	
DIV. I NON-CONF.	8- 3	67	0- 0	215	139	129	129	3	3	
TOTALS	RPI 1-25	RPI 26-50	W-L RECORDS	RPI 51-100	RPI 101-150	RPI 150+				
12- 11	0- 8	0- 0	OVERALL	3- 3	2- 0	7- 0				
11- 4	0- 2	0- 0	HOME	3- 2	1- 0	7- 0				
1- 7	0- 6	0- 0	AWAY	0- 1	1- 0	0- 0				
0- 0	0- 0	0- 0	NEUTRAL	0- 0	0- 0	0- 0				
8- 3	0- 3	0- 0	NON-CONFERENCE	1- 0	0- 0	7- 0				
8- 1	0- 1	0- 0	HOME	1- 0	0- 0	7- 0				
0- 2	0- 2	0- 0	AWAY	0- 0	0- 0	0- 0				
0- 0	0- 0	0- 0	NEUTRAL	0- 0	0- 0	0- 0				
4- 8	0- 5	0- 0	CONFERENCE	2- 3	2- 0	0- 0				
3- 3	0- 1	0- 0	HOME	2- 2	1- 0	0- 0				
1- 5	0- 4	0- 0	AWAY	0- 1	1- 0	0- 0				
0- 0	0- 0	0- 0	NEUTRAL	0- 0	0- 0	0- 0				

RPI	S	Opponent	Score
2	A	Notre Dame	59 92
7	A	Texas	54 83
7	H	Texas	69 77
8	A	Baylor	54 77
17	A	Oklahoma	72 87
18	H	Texas A&M	67 75
22	A	Kansas St.	63 74
23	A	LSU	61 67

RPI	S	Opponent	Score

RPI	S	Opponent	Score
59	H	West Virginia	61 83
64	H	Oklahoma St.	67 82
71	A	Iowa St.	69 72
71	H	Iowa St.	80 75
76	H	Texas Tech	76 62
94	H	SMU	76 67

RPI	S	Opponent	Score
146	A	Kansas	80 68
146	H	Kansas	83 68
203	H	Texas Southern	77 48
229	H	Grambling	83 47
234	H	Butler	73 47
257	H	McNeese	74 70
308	H	Alcorn	95 39
333	H	Incarnate Word	88 40
337	H	Sam Houston St.	81 37

## LAST 12 Division I GAMES:

76	H	Texas Tech	76 62	71	H	Iowa St.	80 75
146	A	Kansas	80 68	8	A	Baylor	54 77
71	A	Iowa St.	69 72	7	A	Texas	54 83
7	H	Texas	69 77	64	H	Oklahoma St.	67 82
146	H	Kansas	83 68	17	A	Oklahoma	72 87
22	A	Kansas St.	63 74	59	H	West Virginia	61 83

Non-Div I Games:

TCU

■ Loss, 
 ■ Non-Conf, 
 ■ S Site, 
 ■ H Home 
 ■ A Away 
 N Neutral

Average RPI Win:	133	WON-LOST	WINNING	LAST 10	STRENGTH OF	OPP. STRENGTH	TEAM	ADJ.	CONF.	ADJ CONF.
Average RPI Loss:	58	RECORD	PCT. RANK	GAMES	SCHEDULE	OF SCHEDULE	RPI	RPI	RPI	RPI
DIV. I ONLY	18- 5	26	8- 2	59	40	26	26	5	5	
DIV. I NON-CONF.	10- 3	54	2- 0	72	55	28	28	5	5	
TOTALS	RPI 1-25	RPI 26-50	W-L RECORDS	RPI 51-100	RPI 101-150	RPI 150+				
18- 5	1- 1	3- 2	OVERALL	1- 1	7- 0	6- 1				
9- 2	1- 1	2- 1	HOME	0- 0	3- 0	3- 0				
9- 2	0- 0	1- 1	AWAY	1- 0	4- 0	3- 1				
0- 1	0- 0	0- 0	NEUTRAL	0- 1	0- 0	0- 0				
10- 3	1- 0	1- 1	NON-CONFERENCE	1- 1	2- 0	5- 1				
5- 0	1- 0	1- 0	HOME	0- 0	0- 0	3- 0				
5- 2	0- 0	0- 1	AWAY	1- 0	2- 0	2- 1				
0- 1	0- 0	0- 0	NEUTRAL	0- 1	0- 0	0- 0				
8- 2	0- 1	2- 1	CONFERENCE	0- 0	5- 0	1- 0				
4- 2	0- 1	1- 1	HOME	0- 0	3- 0	0- 0				
4- 0	0- 0	1- 0	AWAY	0- 0	2- 0	1- 0				
0- 0	0- 0	0- 0	NEUTRAL	0- 0	0- 0	0- 0				

RPI	S	Opponent	Score	RPI	S	Opponent	Score	Team's RPI: 26	RPI	S	Opponent	Score	RPI	S	Opponent	Score
1	H	UConn	69 97	28	H	South Fla.	51 55		66	A	Villanova	83 48	116	A	Saint Joseph's	86 70
15	H	DePaul	84 74	36	A	Harvard	62 73		70	N	Florida	76 83	120	A	Penn	63 53
				43	A	Tulane	76 50						129	A	Tulsa	58 49
				43	H	Tulane	86 71						129	H	Tulsa	70 43
				48	H	Quinnipiac	71 68						136	H	East Carolina	78 47
													145	A	Memphis	73 67
													145	H	Memphis	66 51
													156	A	Hampton	65 71
													164	H	La Salle	86 70
													171	A	Houston	69 57
													180	H	Fairfield	73 59
													196	A	Rutgers	48 37
													268	H	Vermont	53 39
													284	A	Kennesaw St.	79 38
LAST 12 Division I GAMES:																
129	H	Tulsa	70 43	171	A	Houston	69 57									
43	A	Tulane	76 50	129	A	Tulsa	58 49									
1	H	UConn	69 97	136	H	East Carolina	78 47									
28	H	South Fla.	51 55	43	H	Tulane	86 71									
120	A	Penn	63 53	284	A	Kennesaw St.	79 38									
145	H	Memphis	66 51	145	A	Memphis	73 67									

Non-Div I Games:

Temple

## Tennessee

Through Games Of Feb. 9, 2017

Average RPI Win:	93	WON-LOST	WINNING	LAST 10	STRENGTH OF	OPP. STRENGTH	TEAM	ADJ.	CONF.	ADJ CONF.
Average RPI Loss:	48	RECORD	PCT. RANK	GAMES	SCHEDULE	OF SCHEDULE	RPI	RPI	RPI	RPI
DIV. I ONLY	16- 8	80	6- 4	3	9	14	14	2	2	
DIV. I NON-CONF.	9- 4	85	1- 0	3	36	7	7	2	2	
TOTALS	RPI 1-25	RPI 26-50	W-L RECORDS	RPI 51-100	RPI 101-150	RPI 150+				
16- 8	5- 3	2- 1	OVERALL	1- 2	4- 2	4- 0				
11- 2	4- 2	1- 0	HOME	0- 0	3- 0	3- 0				
5- 6	1- 1	1- 1	AWAY	1- 2	1- 2	1- 0				
0- 0	0- 0	0- 0	NEUTRAL	0- 0	0- 0	0- 0				
9- 4	2- 2	1- 0	NON-CONFERENCE	0- 2	2- 0	4- 0				
7- 1	2- 1	0- 0	HOME	0- 0	2- 0	3- 0				
2- 3	0- 1	1- 0	AWAY	0- 2	0- 0	1- 0				
0- 0	0- 0	0- 0	NEUTRAL	0- 0	0- 0	0- 0				
7- 4	3- 1	1- 1	CONFERENCE	1- 0	2- 2	0- 0				
4- 1	2- 1	1- 0	HOME	0- 0	1- 0	0- 0				
3- 3	1- 0	0- 1	AWAY	1- 0	1- 2	0- 0				
0- 0	0- 0	0- 0	NEUTRAL	0- 0	0- 0	0- 0				

RPI	S	Opponent	Score	RPI	S	Opponent	Score	RPI	S	Opponent	Score	RPI	S	Opponent	Score
2	H	Notre Dame	71 69	27	A	Auburn	61 79	52	A	Virginia Tech	63 67	101	A	Georgia	78 81
3	A	South Carolina	76 74	33	H	Missouri	77 66	70	A	Florida	84 75	102	A	Vanderbilt	70 57
4	H	Mississippi St.	64 74	41	A	James Madison	81 69	79	A	Penn St.	56 70	102	H	Vanderbilt	91 63
7	A	Texas	67 72									107	A	Ole Miss	62 67
8	H	Baylor	66 88									110	H	Troy	110 84
13	H	Stanford	59 51									119	H	Navy	85 55
16	H	Kentucky	72 65									184	H	Appalachian St.	92 66
23	H	LSU	77 58									189	A	ETSU	83 58
												218	H	UNCW	90 54
												259	H	Tennessee St.	86 36
LAST 12 Division I GAMES:															
33	H	Missouri	77 66	27	A	Auburn	61 79	2	H	Notre Dame	71 69				
101	A	Georgia	78 81	107	A	Ole Miss	62 67	4	H	Mississippi St.	64 74				
23	H	LSU	77 58	102	A	Vanderbilt	70 57	102	A	Vanderbilt	70 57				
3	A	South Carolina	76 74	16	H	Kentucky	72 65								
70	A	Florida	84 75												
102	H	Vanderbilt	91 63												

Non-Div I Games:

Tennessee

■ Loss, 
■ Non-Conf, S Site, 
■ Home 
■ Away 
N Neutral

Average RPI Win:	250	WON-LOST	WINNING	LAST 10	STRENGTH OF	OPP. STRENGTH	TEAM	ADJ.	CONF.	ADJ CONF.
Average RPI Loss:	186	RECORD	PCT. RANK	GAMES	SCHEDULE	OF SCHEDULE	RPI	RPI	RPI	RPI
DIV. I ONLY	8- 13	237	4- 6	260	242	259	259	26	26	
DIV. I NON-CONF.	4- 5	198	0- 0	219	101	160	160	26	26	
TOTALS	RPI 1-25	RPI 26-50	W-L RECORDS	RPI 51-100	RPI 101-150	RPI 150+				
8- 13	0- 1	0- 0	OVERALL	0- 3	1- 0	7- 9				
5- 3	0- 0	0- 0	HOME	0- 1	0- 0	5- 2				
2- 9	0- 1	0- 0	AWAY	0- 2	1- 0	1- 6				
1- 1	0- 0	0- 0	NEUTRAL	0- 0	0- 0	1- 1				
4- 5	0- 1	0- 0	NON-CONFERENCE	0- 2	1- 0	3- 2				
1- 0	0- 0	0- 0	HOME	0- 0	0- 0	1- 0				
2- 4	0- 1	0- 0	AWAY	0- 2	1- 0	1- 1				
1- 1	0- 0	0- 0	NEUTRAL	0- 0	0- 0	1- 1				
4- 8	0- 0	0- 0	CONFERENCE	0- 1	0- 0	4- 7				
4- 3	0- 0	0- 0	HOME	0- 1	0- 0	4- 2				
0- 5	0- 0	0- 0	AWAY	0- 0	0- 0	0- 5				
0- 0	0- 0	0- 0	NEUTRAL	0- 0	0- 0	0- 0				

RPI 1-25				RPI 26-50				RPI 51-100				RPI 101+ Team's RPI: 259			
RPI	S	Opponent	Score	RPI	S	Opponent	Score	RPI	S	Opponent	Score	RPI	S	Opponent	Score
14	A	Tennessee	36 86					64	A	Oklahoma St.	48 86	115	A	Stetson	56 50
								78	H	Belmont	60 70	172	A	Xavier	54 63
								86	A	UNLV	48 69	190	H	Morehead St.	69 66
												208	N	Wisconsin	70 80
												211	A	SIUE	52 73
												242	A	Austin Peay	63 79
												243	A	Murray St.	72 80
												247	N	Bethune-Cookman	69 60
												251	H	Jacksonville St.	64 51
												258	A	Tennessee Tech	59 64
												258	H	Tennessee Tech	59 72
												267	H	UT Martin	85 80
												279	H	Southeast Mo. St.	67 75
												303	H	Eastern Ill.	69 58
												304	A	Lipscomb	77 71
												311	A	Eastern Ky.	62 66
												324	H	Arkansas St.	76 66
LAST 12 Division I GAMES:															
258	H	Tennessee Tech	59 72	258	A	Tennessee Tech	59 64	311	A	Eastern Ky.	62 66	190	H	Morehead St.	69 66
242	A	Austin Peay	63 79	267	H	UT Martin	85 80	279	H	Southeast Mo. St.	67 75	243	A	Murray St.	72 80
303	H	Eastern Ill.	69 58	251	H	Jacksonville St.	64 51								
78	H	Belmont	60 70												
211	A	SIUE	52 73												

Non-Div I Games: Fisk 97 41

Tennessee St.

■ Loss, 
 ■ Non-Conf, 
 ■ S Site, 
 ■ H Home 
 ■ A Away 
 N Neutral

Average RPI Win:	274	WON-LOST	WINNING	LAST 10	STRENGTH OF	OPP. STRENGTH	TEAM	ADJ.	CONF.	ADJ CONF.
Average RPI Loss:	179	RECORD	PCT. RANK	GAMES	SCHEDULE	OF SCHEDULE	RPI	RPI	RPI	RPI
DIV. I ONLY	9- 15	240	6- 4	226	298	258	258	26	26	
DIV. I NON-CONF.	2- 10	305	0- 0	205	280	306	306	26	26	
TOTALS	RPI 1-25	RPI 26-50	W-L RECORDS	RPI 51-100	RPI 101-150	RPI 150+				
9- 15	0- 0	0- 0	OVERALL	0- 3	0- 3	9- 9				
6- 5	0- 0	0- 0	HOME	0- 1	0- 1	6- 3				
3- 10	0- 0	0- 0	AWAY	0- 2	0- 2	3- 6				
0- 0	0- 0	0- 0	NEUTRAL	0- 0	0- 0	0- 0				
2- 10	0- 0	0- 0	NON-CONFERENCE	0- 2	0- 3	2- 5				
1- 4	0- 0	0- 0	HOME	0- 1	0- 1	1- 2				
1- 6	0- 0	0- 0	AWAY	0- 1	0- 2	1- 3				
0- 0	0- 0	0- 0	NEUTRAL	0- 0	0- 0	0- 0				
7- 5	0- 0	0- 0	CONFERENCE	0- 1	0- 0	7- 4				
5- 1	0- 0	0- 0	HOME	0- 0	0- 0	5- 1				
2- 4	0- 0	0- 0	AWAY	0- 1	0- 0	2- 3				
0- 0	0- 0	0- 0	NEUTRAL	0- 0	0- 0	0- 0				

RPI 1-25			RPI 26-50			RPI 51-100				RPI 101+		Team's RPI: 258
RPI	S	Opponent	Score	RPI	S	Opponent	Score	RPI	S	Opponent	Score	
								78	A	Belmont	75	89
								80	A	IUPUI	63	77
								81	H	Middle Tenn.	62	73

Non-Div I Games: Tenn. Wesleyan 54 41

Tennessee Tech

■ Loss, 
 ■ Non-Conf, 
 ■ S Site, 
 ■ H Home 
 ■ A Away 
 N Neutral

Average RPI Win:	113	WON-LOST	WINNING	LAST 10	STRENGTH OF	OPP. STRENGTH	TEAM	ADJ.	CONF.	ADJ CONF.
Average RPI Loss:	5	RECORD	PCT. RANK	GAMES	SCHEDULE	OF SCHEDULE	RPI	RPI	RPI	RPI
DIV. I ONLY	19- 4	15	10- 0	7	7	7	7	4	4	
DIV. I NON-CONF.	6- 4	126	0- 0	8	31	50	50	3	3	
TOTALS	RPI 1-25	RPI 26-50	W-L RECORDS	RPI 51-100	RPI 101-150	RPI 150+				
19- 4	4- 4	0- 0	OVERALL	7- 0	3- 0	5- 0				
12- 1	3- 1	0- 0	HOME	3- 0	1- 0	5- 0				
7- 2	1- 2	0- 0	AWAY	4- 0	2- 0	0- 0				
0- 1	0- 1	0- 0	NEUTRAL	0- 0	0- 0	0- 0				
6- 4	1- 4	0- 0	NON-CONFERENCE	0- 0	0- 0	5- 0				
6- 1	1- 1	0- 0	HOME	0- 0	0- 0	5- 0				
0- 2	0- 2	0- 0	AWAY	0- 0	0- 0	0- 0				
0- 1	0- 1	0- 0	NEUTRAL	0- 0	0- 0	0- 0				
13- 0	3- 0	0- 0	CONFERENCE	7- 0	3- 0	0- 0				
6- 0	2- 0	0- 0	HOME	3- 0	1- 0	0- 0				
7- 0	1- 0	0- 0	AWAY	4- 0	2- 0	0- 0				
0- 0	0- 0	0- 0	NEUTRAL	0- 0	0- 0	0- 0				

RPI	S	Opponent	Score
1	N	UConn	54 72
3	H	South Carolina	67 76
4	A	Mississippi St.	68 79
8	A	Baylor	85 79
13	A	Stanford	59 71
14	H	Tennessee	72 67
17	H	Oklahoma	86 68
22	H	Kansas St.	63 58

RPI	S	Opponent	Score
59	A	West Virginia	73 63
59	H	West Virginia	69 54
64	A	Oklahoma St.	85 71
64	H	Oklahoma St.	66 35
71	A	Iowa St.	75 68
76	A	Texas Tech	77 57
76	H	Texas Tech	67 47

RPI	S	Opponent	Score
121	A	TCU	77 69
121	H	TCU	83 54
146	A	Kansas	66 54
155	H	UTSA	76 43
198	H	New Orleans	80 48
235	H	UTRGV	85 61
298	H	Northwestern St.	86 39
342	H	Houston Baptist	98 46

## LAST 12 Division I GAMES:

8	A	Baylor	85 79	17	H	Oklahoma	86 68
22	H	Kansas St.	63 58	59	A	West Virginia	73 63
64	A	Oklahoma St.	85 71	64	H	Oklahoma St.	66 35
59	H	West Virginia	69 54	121	H	TCU	83 54
121	A	TCU	77 69	146	A	Kansas	66 54
76	A	Texas Tech	77 57	71	A	Iowa St.	75 68

T  
e  
x  
a  
sT  
e  
x  
a  
s

Non-Div I Games:

Texas

Average RPI Win:	110	WON-LOST	WINNING	LAST 10	STRENGTH OF	OPP. STRENGTH	TEAM	ADJ.	CONF.	ADJ CONF.
Average RPI Loss:	61	RECORD	PCT. RANK	GAMES	SCHEDULE	OF SCHEDULE	RPI	RPI	RPI	RPI
DIV. I ONLY	18- 6	40	7- 3	25	35	18	18	2	2	
DIV. I NON-CONF.	10- 3	54	1- 0	36	90	35	35	2	2	
TOTALS	RPI 1-25	RPI 26-50	W-L RECORDS	RPI 51-100	RPI 101-150	RPI 150+				
18- 6	2- 1	3- 1	OVERALL	4- 3	6- 1	3- 0				
12- 1	1- 0	1- 0	HOME	3- 1	5- 0	2- 0				
4- 4	1- 1	1- 1	AWAY	1- 1	1- 1	0- 0				
2- 1	0- 0	1- 0	NEUTRAL	0- 1	0- 0	1- 0				
10- 3	0- 0	2- 0	NON-CONFERENCE	2- 3	3- 0	3- 0				
6- 1	0- 0	0- 0	HOME	2- 1	2- 0	2- 0				
2- 1	0- 0	1- 0	AWAY	0- 1	1- 0	0- 0				
2- 1	0- 0	1- 0	NEUTRAL	0- 1	0- 0	1- 0				
8- 3	2- 1	1- 1	CONFERENCE	2- 0	3- 1	0- 0				
6- 0	1- 0	1- 0	HOME	1- 0	3- 0	0- 0				
2- 3	1- 1	0- 1	AWAY	1- 0	0- 1	0- 0				
0- 0	0- 0	0- 0	NEUTRAL	0- 0	0- 0	0- 0				

RPI	S	Opponent	Score	RPI	S	Opponent	Score	RPI	S	Opponent	Score	RPI	S	Opponent	Score
4	A	Mississippi St.	61 71	27	H	Auburn	66 61	58	N	Dayton	57 74	101	A	Georgia	59 69
16	A	Kentucky	77 68	33	A	Missouri	76 78	70	A	Florida	67 59	102	H	Vanderbilt	77 72
23	H	LSU	54 52	35	N	Syracuse	105 84	70	H	Florida	84 76	105	H	SFA	63 48
				39	A	Little Rock	55 37	75	H	Southern California	62 66	121	A	TCU	75 67
								76	H	Texas Tech	98 90	122	H	Alabama	69 48
								94	A	SMU	53 54	125	H	Abilene Christian	71 45
								99	H	Central Ark.	74 49	131	H	Arkansas	90 65
												238	N	Southern U.	81 58
												283	H	Prairie View	90 62
												289	H	A&M-Corpus Christi	84 55
LAST 12 Division I GAMES:															
122	H	Alabama	69 48	70	A	Florida	67 59								
27	H	Auburn	66 61	131	H	Arkansas	90 65								
70	H	Florida	84 76	16	A	Kentucky	77 68								
4	A	Mississippi St.	61 71	101	A	Georgia	59 69								
23	H	LSU	54 52	102	H	Vanderbilt	77 72								
33	A	Missouri	76 78	283	H	Prairie View	90 62								

Non-Div I Games:

Texas A&amp;M

■ Loss, 
 ■ Non-Conf, S Site, 
 ■ Home 
 ■ Away 
 N Neutral



Average RPI Win:	275	WON-LOST	WINNING	LAST 10	STRENGTH OF	OPP. STRENGTH	TEAM	ADJ.	CONF.	ADJ CONF.
Average RPI Loss:	208	RECORD	PCT. RANK	GAMES	SCHEDULE	OF SCHEDULE	RPI	RPI	RPI	RPI
DIV. I ONLY	13- 7	99	8- 2	344	314	203	203	30	30	
DIV. I NON-CONF.	5- 5	165	1- 1	324	222	200	200	29	29	
TOTALS	RPI 1-25	RPI 26-50	W-L RECORDS	RPI 51-100	RPI 101-150	RPI 150+				
13- 7	0- 0	0- 0	OVERALL	0- 1	0- 1	13- 5				
5- 1	0- 0	0- 0	HOME	0- 0	0- 0	5- 1				
7- 6	0- 0	0- 0	AWAY	0- 1	0- 1	7- 4				
1- 0	0- 0	0- 0	NEUTRAL	0- 0	0- 0	1- 0				
5- 5	0- 0	0- 0	NON-CONFERENCE	0- 1	0- 1	5- 3				
0- 1	0- 0	0- 0	HOME	0- 0	0- 0	0- 1				
4- 4	0- 0	0- 0	AWAY	0- 1	0- 1	4- 2				
1- 0	0- 0	0- 0	NEUTRAL	0- 0	0- 0	1- 0				
8- 2	0- 0	0- 0	CONFERENCE	0- 0	0- 0	8- 2				
5- 0	0- 0	0- 0	HOME	0- 0	0- 0	5- 0				
3- 2	0- 0	0- 0	AWAY	0- 0	0- 0	3- 2				
0- 0	0- 0	0- 0	NEUTRAL	0- 0	0- 0	0- 0				

RPI 1-25			RPI 26-50			RPI 51-100			RPI 101+			Team's RPI: 203
RPI	S	Opponent	Score	RPI	S	Opponent	Score	RPI	S	Opponent	Score	
						94 A SMU	36 61			121 A TCU	48 77	
										179 H Rice	49 52	
										193 A Texas St.	66 53	
										198 A New Orleans	57 63	
										209 H Alabama St.	52 48	
										223 N Presbyterian	74 62	
										229 H Grambling	69 61	
										238 A Southern U.	77 71	
										275 A FIU	70 62	
										282 A Mississippi Val.	74 75	
										283 A Prairie View	70 62	
										283 H Prairie View	73 51	
										289 A A&M-Corpus Christi	61 64	
										293 A UTEP	89 68	
										294 A Ark.-Pine Bluff	45 49	
										308 A Alcorn	57 53	
										342 A Houston Baptist	50 34	
										348 H Jackson St.	62 52	
										349 H Alabama A&M	60 51	
LAST 12 Division I GAMES:												
283	H	Prairie View	73 51	229	H	Grambling	69 61					
349	H	Alabama A&M	60 51	283	A	Prairie View	70 62					
209	H	Alabama St.	52 48	238	A	Southern U.	77 71					
282	A	Mississippi Val.	74 75	308	A	Alcorn	57 53					
294	A	Ark.-Pine Bluff	45 49	275	A	FIU	70 62					
348	H	Jackson St.	62 52	94	A	SMU	36 61					

Non-Div I Games: P.R.-Bayamon 64 58

Texas Southern

Average RPI Win:	247	WON-LOST	WINNING	LAST 10	STRENGTH OF	OPP. STRENGTH	TEAM	ADJ.	CONF.	ADJ CONF.
Average RPI Loss:	154	RECORD	PCT. RANK	GAMES	SCHEDULE	OF SCHEDULE	RPI	RPI	RPI	RPI
DIV. I ONLY	12- 9	134	6- 4	279	219	193	193	21	21	
DIV. I NON-CONF.	5- 5	165	1- 0	296	208	206	206	19	19	
TOTALS	RPI 1-25	RPI 26-50	W-L RECORDS	RPI 51-100	RPI 101-150	RPI 150+				
12- 9	0- 1	0- 0	OVERALL	1- 2	0- 1	11- 5				
7- 3	0- 0	0- 0	HOME	0- 1	0- 0	7- 2				
5- 6	0- 1	0- 0	AWAY	1- 1	0- 1	4- 3				
0- 0	0- 0	0- 0	NEUTRAL	0- 0	0- 0	0- 0				
5- 5	0- 1	0- 0	NON-CONFERENCE	0- 1	0- 0	5- 3				
3- 1	0- 0	0- 0	HOME	0- 0	0- 0	3- 1				
2- 4	0- 1	0- 0	AWAY	0- 1	0- 0	2- 2				
0- 0	0- 0	0- 0	NEUTRAL	0- 0	0- 0	0- 0				
7- 4	0- 0	0- 0	CONFERENCE	1- 1	0- 1	6- 2				
4- 2	0- 0	0- 0	HOME	0- 1	0- 0	4- 1				
3- 2	0- 0	0- 0	AWAY	1- 0	0- 1	2- 1				
0- 0	0- 0	0- 0	NEUTRAL	0- 0	0- 0	0- 0				

RPI 1-25				RPI 26-50				RPI 51-100				RPI 101+ Team's RPI: 193			
RPI	S	Opponent	Score	RPI	S	Opponent	Score	RPI	S	Opponent	Score	RPI	S	Opponent	Score
8	A	Baylor	24 90					84	A	UT Arlington	75 69	110	A	Troy	54 65
								84	H	UT Arlington	39 61	155	A	UTSA	47 72
								94	A	SMU	56 64	171	A	Houston	61 56
												184	A	Appalachian St.	53 37
												184	H	Appalachian St.	64 66
												194	H	Louisiana	62 40
												203	H	Texas Southern	53 66
												205	A	North Texas	59 58
												245	A	South Ala.	57 44
												263	A	Coastal Caro.	48 64
												263	H	Coastal Caro.	83 62
												283	A	Prairie View	60 64
												289	H	A&M-Corpus Christi	57 50
												324	H	Arkansas St.	63 43
												330	H	La.-Monroe	63 50
												333	H	Incarnate Word	67 50
												337	H	Sam Houston St.	69 46
LAST 12 Division I GAMES:															
324	H	Arkansas St.	63 43	245	A	South Ala.	57 44	110	A	Troy	54 65				
84	A	UT Arlington	75 69	84	H	UT Arlington	39 61	184	H	Appalachian St.	64 66				
263	A	Coastal Caro.	48 64	263	H	Coastal Caro.	83 62	205	A	North Texas	59 58				
184	A	Appalachian St.	53 37												
194	H	Louisiana	62 40												
330	H	La.-Monroe	63 50												

Non-Div I Games: St. Edward's 51 65

Texas St.

Average RPI Win:	139	WON-LOST	WINNING	LAST 10	STRENGTH OF	OPP. STRENGTH	TEAM	ADJ.	CONF.	ADJ CONF.
Average RPI Loss:	48	RECORD	PCT. RANK	GAMES	SCHEDULE	OF SCHEDULE	RPI	RPI	RPI	RPI
DIV. I ONLY	11- 12	184	2- 8	12	26	76	76	4	4	
DIV. I NON-CONF.	8- 3	67	0- 0	33	112	31	31	3	3	
TOTALS	RPI 1-25	RPI 26-50	W-L RECORDS	RPI 51-100	RPI 101-150	RPI 150+				
11- 12	0- 8	0- 0	OVERALL	5- 1	2- 3	4- 0				
10- 3	0- 3	0- 0	HOME	5- 0	1- 0	4- 0				
0- 9	0- 5	0- 0	AWAY	0- 1	0- 3	0- 0				
1- 0	0- 0	0- 0	NEUTRAL	0- 0	1- 0	0- 0				
8- 3	0- 2	0- 0	NON-CONFERENCE	2- 0	2- 1	4- 0				
7- 0	0- 0	0- 0	HOME	2- 0	1- 0	4- 0				
0- 3	0- 2	0- 0	AWAY	0- 0	0- 1	0- 0				
1- 0	0- 0	0- 0	NEUTRAL	0- 0	1- 0	0- 0				
3- 9	0- 6	0- 0	CONFERENCE	3- 1	0- 2	0- 0				
3- 3	0- 3	0- 0	HOME	3- 0	0- 0	0- 0				
0- 6	0- 3	0- 0	AWAY	0- 1	0- 2	0- 0				
0- 0	0- 0	0- 0	NEUTRAL	0- 0	0- 0	0- 0				

RPI	S	Opponent	Score	RPI	S	Opponent	Score	RPI	S	Opponent	Score	RPI	S	Opponent	Score
7	A	Texas	47 67					59	A	West Virginia	79 89	112	N	Fordham	59 50
7	H	Texas	57 77					59	H	West Virginia	75 66	121	A	TCU	62 76
8	H	Baylor	61 79					64	H	Oklahoma St.	70 65	123	H	North Dakota	90 80
17	A	Oklahoma	45 66					71	H	Iowa St.	75 66	131	A	Arkansas	60 66
18	A	Texas A&M	90 98					84	H	UT Arlington	79 60	146	A	Kansas	60 66
20	A	Miami (FL)	56 74					99	H	Central Ark.	79 45	154	H	New Mexico	69 58
22	A	Kansas St.	54 68									171	H	Houston	84 60
22	H	Kansas St.	53 65									283	H	Prairie View	85 43
												308	H	Alcorn	90 37
LAST 12 Division I GAMES:															
121	A	TCU	62 76	17	A	Oklahoma	45 66								
8	H	Baylor	61 79	59	H	West Virginia	75 66								
22	H	Kansas St.	53 65	22	A	Kansas St.	54 68								
146	A	Kansas	60 66	71	H	Iowa St.	75 66								
59	A	West Virginia	79 89	64	H	Oklahoma St.	70 65								
7	H	Texas	57 77	7	A	Texas	47 67								

Non-Div I Games:

Texas Tech

■ Loss, 
 ■ Non-Conf, 
 ■ S Site, 
 ■ H Home 
 ■ A Away 
 N Neutral

Average RPI Win:	190	WON-LOST	WINNING	LAST 10	STRENGTH OF	OPP. STRENGTH	TEAM	ADJ.	CONF.	ADJ CONF.
Average RPI Loss:	63	RECORD	PCT. RANK	GAMES	SCHEDULE	OF SCHEDULE	RPI	RPI	RPI	RPI
DIV. I ONLY	14- 7	80	6- 4	72	108	73	73	10	10	
DIV. I NON-CONF.	8- 2	49	1- 0	232	62	90	90	11	11	
TOTALS	RPI 1-25	RPI 26-50	W-L RECORDS	RPI 51-100	RPI 101-150	RPI 150+				
14- 7	0- 2	0- 2	OVERALL	4- 1	1- 2	9- 0				
7- 4	0- 1	0- 1	HOME	2- 1	1- 1	4- 0				
6- 2	0- 0	0- 1	AWAY	2- 0	0- 1	4- 0				
1- 1	0- 1	0- 0	NEUTRAL	0- 0	0- 0	1- 0				
8- 2	0- 2	0- 0	NON-CONFERENCE	1- 0	1- 0	6- 0				
4- 1	0- 1	0- 0	HOME	0- 0	1- 0	3- 0				
3- 0	0- 0	0- 0	AWAY	1- 0	0- 0	2- 0				
1- 1	0- 1	0- 0	NEUTRAL	0- 0	0- 0	1- 0				
6- 5	0- 0	0- 2	CONFERENCE	3- 1	0- 2	3- 0				
3- 3	0- 0	0- 1	HOME	2- 1	0- 1	1- 0				
3- 2	0- 0	0- 1	AWAY	1- 0	0- 1	2- 0				
0- 0	0- 0	0- 0	NEUTRAL	0- 0	0- 0	0- 0				

RPI 1-25				RPI 26-50				RPI 51-100				RPI 101+			
RPI	S	Opponent	Score	RPI	S	Opponent	Score	RPI	S	Opponent	Score	RPI	S	Opponent	Score
2	H	Notre Dame	68 85	44	A	Ohio	55 61	58	A	Dayton	76 72	114	A	Kent St.	60 70
10	N	UCLA	73 75	44	H	Ohio	55 64	60	A	Buffalo	73 64	138	H	Ball St.	45 51
								60	H	Buffalo	85 63	144	H	Detroit	72 66
								62	H	Central Mich.	74 72	175	A	Western Mich.	72 66
								89	H	Northern Ill.	73 77	191	A	Cleveland St.	92 59
												216	H	Miami (OH)	64 50
												222	H	St. Bonaventure	74 50
												274	A	Eastern Mich.	66 49
												285	N	Davidson	76 41
												289	A	A&M-Corpus Christi	76 60
												299	H	Rhode Island	65 50
												326	H	Ill.-Chicago	79 51
LAST 12 Division I GAMES:															
175	A	Western Mich.	72 66	89	H	Northern Ill.	73 77								
44	A	Ohio	55 61	60	A	Buffalo	73 64								
60	H	Buffalo	85 63	216	H	Miami (OH)	64 50								
62	H	Central Mich.	74 72	274	A	Eastern Mich.	66 49								
114	A	Kent St.	60 70	138	H	Ball St.	45 51								
44	H	Ohio	55 64	144	H	Detroit	72 66								

Non-Div I Games: Madonna 99 47

Toledo

■ Loss, 
 ■ Non-Conf, 
 ■ S Site, 
 ■ H Home 
 ■ A Away 
 N Neutral

Average RPI Win: <b>194</b>	WON-LOST	WINNING	LAST 10	STRENGTH OF	OPP. STRENGTH	TEAM	ADJ.	CONF.	ADJ CONF.
Average RPI Loss: <b>128</b>	RECORD	PCT. RANK	GAMES	SCHEDULE	OF SCHEDULE	RPI	RPI	RPI	RPI
DIV. I ONLY	<b>11- 11</b>	<b>168</b>	<b>4- 6</b>	<b>138</b>	<b>144</b>	<b>169</b>	<b>169</b>	<b>8</b>	<b>8</b>
DIV. I NON-CONF.	<b>7- 4</b>	<b>114</b>	<b>1- 0</b>	<b>218</b>	<b>292</b>	<b>166</b>	<b>166</b>	<b>8</b>	<b>8</b>
TOTALS	RPI 1-25	RPI 26-50	W-L RECORDS	RPI 51-100	RPI 101-150	RPI 150+			
11- 11	0- 1	2- 2	OVERALL	1- 1	1- 2	7- 5			
8- 4	0- 0	1- 1	HOME	1- 0	1- 2	5- 1			
3- 7	0- 1	1- 1	AWAY	0- 1	0- 0	2- 4			
0- 0	0- 0	0- 0	NEUTRAL	0- 0	0- 0	0- 0			
7- 4	0- 1	0- 1	NON-CONFERENCE	1- 0	0- 1	6- 1			
5- 2	0- 0	0- 1	HOME	1- 0	0- 1	4- 0			
2- 2	0- 1	0- 0	AWAY	0- 0	0- 0	2- 1			
0- 0	0- 0	0- 0	NEUTRAL	0- 0	0- 0	0- 0			
4- 7	0- 0	2- 1	CONFERENCE	0- 1	1- 1	1- 4			
3- 2	0- 0	1- 0	HOME	0- 0	1- 1	1- 1			
1- 5	0- 0	1- 1	AWAY	0- 1	0- 0	0- 3			
0- 0	0- 0	0- 0	NEUTRAL	0- 0	0- 0	0- 0			

RPI	S	Opponent	Score	RPI	S	Opponent	Score	RPI	S	Opponent	Score	RPI	S	Opponent	Score	Team's RPI: 169
19	A	Maryland	63 <b>97</b>	29	A	Elon	55 <b>83</b>	72	A	Drexel	48 <b>58</b>	118	H	Delaware	67 <b>73</b>	
				41	A	James Madison	60 55	91	H	Cornell	68 63	126	H	Rider	75 <b>79</b>	
				41	H	James Madison	54 51					133	H	William & Mary	64 60	
				47	H	Georgetown	59 <b>75</b>					165	H	George Mason	79 75	
												181	A	Col. of Charleston	54 <b>59</b>	
												181	H	Col. of Charleston	61 59	
												183	A	Northeastern	64 <b>72</b>	
												187	H	Hofstra	61 <b>70</b>	
												218	A	UNCW	56 <b>59</b>	
												231	A	UMBC	59 48	
												232	A	Colgate	71 <b>76</b>	
												272	H	Norfolk St.	61 58	
												296	H	Coppin St.	69 65	
												339	H	UMass Lowell	90 56	
												343	A	Wagner	69 40	
LAST 12 Division I GAMES:																
181	A	Col. of Charleston	54 <b>59</b>	181	H	Col. of Charleston	61 59									
29	A	Elon	55 <b>83</b>	187	H	Hofstra	61 <b>70</b>									
118	H	Delaware	67 <b>73</b>	41	H	James Madison	54 51									
218	A	UNCW	56 <b>59</b>	183	A	Northeastern	64 <b>72</b>									
41	A	James Madison	60 55	72	A	Drexel	48 <b>58</b>									
133	H	William & Mary	64 60	272	H	Norfolk St.	61 58									

Non-Div I Games:

Towson

■ Loss, 
■ Non-Conf, S Site, 
■ Home 
■ Away 
N Neutral

Average RPI Win:	227	WON-LOST	WINNING	LAST 10	STRENGTH OF	OPP. STRENGTH	TEAM	ADJ.	CONF.	ADJ CONF.
Average RPI Loss:	102	RECORD	PCT. RANK	GAMES	SCHEDULE	OF SCHEDULE	RPI	RPI	RPI	RPI
DIV. I ONLY	14- 6	72	8- 2	230	137	110	110	21	21	
DIV. I NON-CONF.	5- 4	143	0- 0	153	34	107	107	19	19	
TOTALS	RPI 1-25	RPI 26-50	W-L RECORDS	RPI 51-100	RPI 101-150	RPI 150+				
14- 6	0- 1	0- 2	OVERALL	3- 1	0- 0	11- 2				
6- 2	0- 0	0- 0	HOME	2- 0	0- 0	4- 2				
6- 4	0- 0	0- 0	AWAY	0- 0	0- 0	6- 0				
2- 0	0- 0	0- 0	NEUTRAL	1- 0	0- 0	1- 0				
5- 4	0- 1	0- 1	NON-CONFERENCE	2- 1	0- 0	3- 1				
2- 1	0- 0	0- 0	HOME	1- 0	0- 0	1- 1				
1- 3	0- 1	0- 1	AWAY	0- 1	0- 0	1- 0				
2- 0	0- 0	0- 0	NEUTRAL	1- 0	0- 0	1- 0				
9- 2	0- 0	0- 1	CONFERENCE	1- 0	0- 0	8- 1				
4- 1	0- 0	0- 0	HOME	1- 0	0- 0	3- 1				
5- 1	0- 0	0- 1	AWAY	0- 0	0- 0	5- 0				
0- 0	0- 0	0- 0	NEUTRAL	0- 0	0- 0	0- 0				

RPI 1-25				RPI 26-50				RPI 51-100				RPI 101+ Team's RPI: 110			
RPI	S	Opponent	Score	RPI	S	Opponent	Score	RPI	S	Opponent	Score	RPI	S	Opponent	Score
14	A	Tennessee	84 110	27	A	Auburn	52 61	66	N	Villanova	93 85	176	H	UAB	77 81
				39	A	Little Rock	74 77	78	H	Belmont	91 74	193	H	Texas St.	65 54
								83	A	Jacksonville	70 77	209	H	Alabama St.	95 66
								84	H	UT Arlington	85 68	245	A	South Ala.	73 57
												245	H	South Ala.	75 71
												260	A	Ga. Southern	89 86
												260	H	Ga. Southern	77 67
												271	A	Georgia St.	87 69
												271	H	Georgia St.	65 68
												302	A	Nicholls St.	100 75
												316	N	Loyola Chicago	91 67
												324	A	Arkansas St.	83 75
												330	A	La.-Monroe	94 67
LAST 12 Division I GAMES:															
330	A	La.-Monroe	94 67	84	H	UT Arlington	85 68								
245	H	South Ala.	75 71	193	H	Texas St.	65 54								
271	H	Georgia St.	65 68	260	A	Ga. Southern	89 86								
260	H	Ga. Southern	77 67	271	A	Georgia St.	87 69								
324	A	Arkansas St.	83 75	245	A	South Ala.	73 57								
39	A	Little Rock	74 77	14	A	Tennessee	84 110								

Non-Div I Games: Armstrong St. 118 72 Thomas (GA) 110 55

Troy

Loss, Non-Conf, S Site, H Home A Away N Neutral

Average RPI Win:	148	WON-LOST	WINNING	LAST 10	STRENGTH OF	OPP. STRENGTH	TEAM	ADJ.	CONF.	ADJ CONF.
Average RPI Loss:	48	RECORD	PCT. RANK	GAMES	SCHEDULE	OF SCHEDULE	RPI	RPI	RPI	RPI
DIV. I ONLY	15- 9	107	5- 5	44	38	43	43	5	5	
DIV. I NON-CONF.	9- 4	85	1- 0	58	26	47	47	5	5	
TOTALS	RPI 1-25	RPI 26-50	W-L RECORDS	RPI 51-100	RPI 101-150	RPI 150+				
15- 9	0- 3	2- 3	OVERALL	1- 1	5- 2	7- 0				
9- 3	0- 0	2- 2	HOME	0- 0	4- 1	3- 0				
5- 5	0- 2	0- 1	AWAY	1- 1	1- 1	3- 0				
1- 1	0- 1	0- 0	NEUTRAL	0- 0	0- 0	1- 0				
9- 4	0- 2	2- 0	NON-CONFERENCE	0- 1	3- 1	4- 0				
7- 0	0- 0	2- 0	HOME	0- 0	3- 0	2- 0				
1- 3	0- 1	0- 0	AWAY	0- 1	0- 1	1- 0				
1- 1	0- 1	0- 0	NEUTRAL	0- 0	0- 0	1- 0				
6- 5	0- 1	0- 3	CONFERENCE	1- 0	2- 1	3- 0				
2- 3	0- 0	0- 2	HOME	0- 0	1- 1	1- 0				
4- 2	0- 1	0- 1	AWAY	1- 0	1- 0	2- 0				
0- 0	0- 0	0- 0	NEUTRAL	0- 0	0- 0	0- 0				

RPI 1-25				RPI 26-50				Team's RPI: 43	RPI 51-100				RPI 101+			
RPI	S	Opponent	Score	RPI	S	Opponent	Score		RPI	S	Opponent	Score	RPI	S	Opponent	Score
1	A	UConn	56 100	26	A	Temple	71 86		81	A	Middle Tenn.	59 62	102	A	Vanderbilt	63 74
4	N	Mississippi St.	49 66	26	H	Temple	50 76		94	A	SMU	71 59	111	H	Southern Miss.	86 67
23	A	LSU	51 69	27	H	Auburn	61 59						128	H	Maine	77 62
				28	H	South Fla.	53 62						129	H	Tulsa	70 65
				34	H	North Carolina St.	63 58						136	A	East Carolina	61 45
													145	H	Memphis	52 55
													148	H	Eastern Wash.	63 51
													153	A	Cincinnati	74 68
													155	A	UTSA	75 66
													171	A	Houston	57 49
													171	H	Houston	82 56
													229	H	Grambling	79 56
													257	H	McNeese	82 65
													274	N	Eastern Mich.	62 50
LAST 12 Division I GAMES:																
145	H	Memphis	52 55	171	H	Houston	82 56									
26	H	Temple	50 76	94	A	SMU	71 59									
171	A	Houston	57 49	26	A	Temple	71 86									
153	A	Cincinnati	74 68	28	H	South Fla.	53 62									
129	H	Tulsa	70 65	136	A	East Carolina	61 45									
1	A	UConn	56 100	128	H	Maine	77 62									

Non-Div I Games:

Tulane

■ Loss, 
■ Non-Conf, S Site, 
■ Home 
■ Away 
N Neutral

Average RPI Win:	162	WON-LOST	WINNING	LAST 10	STRENGTH OF	OPP. STRENGTH	TEAM	ADJ.	CONF.	ADJ CONF.
Average RPI Loss:	83	RECORD	PCT. RANK	GAMES	SCHEDULE	OF SCHEDULE	RPI	RPI	RPI	RPI
DIV. I ONLY	8- 16	262	4- 6	32	60	129	129	5	5	
DIV. I NON-CONF.	4- 9	248	0- 1	92	135	191	191	5	5	
TOTALS	RPI 1-25	RPI 26-50	W-L RECORDS	RPI 51-100	RPI 101-150	RPI 150+				
8- 16	0- 4	0- 5	OVERALL	1- 2	4- 2	3- 3				
5- 5	0- 1	0- 2	HOME	1- 1	3- 1	1- 0				
3- 10	0- 3	0- 3	AWAY	0- 0	1- 1	2- 3				
0- 1	0- 0	0- 0	NEUTRAL	0- 1	0- 0	0- 0				
4- 9	0- 2	0- 1	NON-CONFERENCE	0- 2	1- 2	3- 2				
2- 3	0- 0	0- 1	HOME	0- 1	1- 1	1- 0				
2- 5	0- 2	0- 0	AWAY	0- 0	0- 1	2- 2				
0- 1	0- 0	0- 0	NEUTRAL	0- 1	0- 0	0- 0				
4- 7	0- 2	0- 4	CONFERENCE	1- 0	3- 0	0- 1				
3- 2	0- 1	0- 1	HOME	1- 0	2- 0	0- 0				
1- 5	0- 1	0- 3	AWAY	0- 0	1- 0	0- 1				
0- 0	0- 0	0- 0	NEUTRAL	0- 0	0- 0	0- 0				

RPI 1-25				RPI 26-50				RPI 51-100				RPI 101+ Team's RPI: 129			
RPI	S	Opponent	Score	RPI	S	Opponent	Score	RPI	S	Opponent	Score	RPI	S	Opponent	Score
1	A	UConn	50 96	26	A	Temple	43 70	67	H	South Dakota	68 71	117	H	Saint Louis	70 64
1	H	UConn	58 98	26	H	Temple	49 58	94	H	SMU	66 59	131	H	Arkansas	50 57
17	A	Oklahoma	68 85	28	A	South Fla.	68 84	97	N	BYU	56 71	132	A	Oral Roberts	68 76
22	A	Kansas St.	62 82	39	H	Little Rock	58 63					134	A	UCF	73 62
				43	A	Tulane	65 70					136	H	East Carolina	100 92
LAST 12 Division I GAMES:															
26	A	Temple	43 70	1	H	UConn	58 98					145	H	Memphis	57 52
1	A	UConn	50 96	26	H	Temple	49 58					154	A	New Mexico	67 64
136	H	East Carolina	100 92	28	A	South Fla.	68 84					171	A	Houston	66 71
94	H	SMU	66 59	145	H	Memphis	57 52					201	A	Indiana St.	68 72
43	A	Tulane	65 70	171	A	Houston	66 71					205	H	North Texas	63 58
134	A	UCF	73 62	201	A	Indiana St.	68 72					314	A	UMKC	80 70
												324	A	Arkansas St.	80 83

Non-Div I Games:

Tulsa

■ Loss, 
■ Non-Conf, 
■ S Site, 
■ H Home 
■ A Away 
N Neutral



Average RPI Win:	234	WON-LOST	WINNING	LAST 10	STRENGTH OF	OPP. STRENGTH	TEAM	ADJ.	CONF.	ADJ CONF.
Average RPI Loss:	126	RECORD	PCT. RANK	GAMES	SCHEDULE	OF SCHEDULE	RPI	RPI	RPI	RPI
DIV. I ONLY	11- 11	168	5- 5	146	177	176	176	15	15	
DIV. I NON-CONF.	6- 4	126	0- 0	108	209	105	105	16	16	
TOTALS	RPI 1-25	RPI 26-50	W-L RECORDS	RPI 51-100	RPI 101-150	RPI 150+				
11- 11	0- 2	0- 0	OVERALL	1- 3	1- 1	9- 5				
7- 5	0- 1	0- 0	HOME	0- 2	0- 0	7- 2				
3- 6	0- 1	0- 0	AWAY	1- 1	1- 1	1- 3				
1- 0	0- 0	0- 0	NEUTRAL	0- 0	0- 0	1- 0				
6- 4	0- 2	0- 0	NON-CONFERENCE	0- 1	1- 0	5- 1				
3- 2	0- 1	0- 0	HOME	0- 1	0- 0	3- 0				
2- 2	0- 1	0- 0	AWAY	0- 0	1- 0	1- 1				
1- 0	0- 0	0- 0	NEUTRAL	0- 0	0- 0	1- 0				
5- 7	0- 0	0- 0	CONFERENCE	1- 2	0- 1	4- 4				
4- 3	0- 0	0- 0	HOME	0- 1	0- 0	4- 2				
1- 4	0- 0	0- 0	AWAY	1- 1	0- 1	0- 2				
0- 0	0- 0	0- 0	NEUTRAL	0- 0	0- 0	0- 0				

RPI	S	Opponent	Score	RPI	S	Opponent	Score	RPI	S	Opponent	Score	RPI	S	Opponent	Score	Team's RPI: 176
5	H	Florida St.	47 93					78	H	Belmont	58 72	110	A	Troy	81 77	
15	A	DePaul	80 90					81	H	Middle Tenn.	61 64	111	A	Southern Miss.	59 64	
								82	A	Western Ky.	48 60	155	H	UTSA	67 82	
								98	A	Charlotte	88 81	163	A	Louisiana Tech	63 64	
												178	A	Southern Ill.	64 49	
												179	H	Rice	62 61	
												205	H	North Texas	58 59	
												239	A	Samford	49 52	
												245	H	South Ala.	66 41	
												250	A	Marshall	58 61	
												275	H	FIU	82 68	
												282	H	Mississippi Val.	80 46	
												288	H	High Point	75 66	
												292	N	Gardner-Webb	59 49	
												293	H	UTEP	74 61	
												334	H	Fla. Atlantic	66 55	
LAST 12 Division I GAMES:																
98	A	Charlotte	88 81	334	H	Fla. Atlantic	66 55									
155	H	UTSA	67 82	250	A	Marshall	58 61									
293	H	UTEP	74 61	82	A	Western Ky.	48 60									
111	A	Southern Miss.	59 64	179	H	Rice	62 61									
163	A	Louisiana Tech	63 64	205	H	North Texas	58 59									
275	H	FIU	82 68	81	H	Middle Tenn.	61 64									

Non-Div I Games: Miles 106 48

UAB

Loss, Non-Conf, S Site, H Home A Away N Neutral

Average RPI Win:	227	WON-LOST	WINNING	LAST 10	STRENGTH OF	OPP. STRENGTH	TEAM	ADJ.	CONF.	ADJ CONF.
Average RPI Loss:	85	RECORD	PCT. RANK	GAMES	SCHEDULE	OF SCHEDULE	RPI	RPI	RPI	RPI
DIV. I ONLY	16- 6	52	8- 2	204	164	95	95	25	25	
DIV. I NON-CONF.	8- 4	97	1- 1	100	75	70	70	24	24	
TOTALS	RPI 1-25	RPI 26-50	W-L RECORDS	RPI 51-100	RPI 101-150	RPI 150+				
16- 6	0- 2	0- 0	OVERALL	1- 1	3- 2	12- 1				
8- 2	0- 0	0- 0	HOME	1- 0	1- 1	6- 1				
8- 3	0- 2	0- 0	AWAY	0- 0	2- 1	6- 0				
0- 1	0- 0	0- 0	NEUTRAL	0- 1	0- 0	0- 0				
8- 4	0- 2	0- 0	NON-CONFERENCE	1- 1	3- 0	4- 1				
4- 1	0- 0	0- 0	HOME	1- 0	1- 0	2- 1				
4- 2	0- 2	0- 0	AWAY	0- 0	2- 0	2- 0				
0- 1	0- 0	0- 0	NEUTRAL	0- 1	0- 0	0- 0				
8- 2	0- 0	0- 0	CONFERENCE	0- 0	0- 2	8- 0				
4- 1	0- 0	0- 0	HOME	0- 0	0- 1	4- 0				
4- 1	0- 0	0- 0	AWAY	0- 0	0- 1	4- 0				
0- 0	0- 0	0- 0	NEUTRAL	0- 0	0- 0	0- 0				

RPI 1-25				RPI 26-50				RPI 51-100 Team's RPI: 95				RPI 101+			
RPI	S	Opponent	Score	RPI	S	Opponent	Score	RPI	S	Opponent	Score	RPI	S	Opponent	Score
6	A	Oregon St.	52 93					65	H	Montana St.	70 62	109	A	Long Beach St.	62 64
13	A	Stanford	42 68					83	N	Jacksonville	54 61	109	H	Long Beach St.	51 64
												127	H	St. Mary's (CA)	68 66
												134	A	UCF	77 71
												149	A	San Francisco	78 58
												160	H	UC Riverside	72 55
												187	H	Hofstra	60 64
												188	H	CSUN	81 65
												210	A	Pacific	95 87
												249	H	Hawaii	70 55
												253	A	UC Santa Barbara	62 48
												261	H	San Diego St.	75 55
												264	A	Cal Poly	61 53
												277	H	Portland	66 52
												287	A	Sacramento St.	110 78
												328	A	UC Irvine	89 48
												338	A	Cal St. Fullerton	70 51
												338	H	Cal St. Fullerton	59 39
LAST 12 Division I GAMES:															
253	A	UC Santa Barbara	62 48	188	H	CSUN	81 65								
264	A	Cal Poly	61 53	109	H	Long Beach St.	51 64								
338	H	Cal St. Fullerton	59 39	249	H	Hawaii	70 55								
160	H	UC Riverside	72 55	328	A	UC Irvine	89 48								
109	A	Long Beach St.	62 64	83	N	Jacksonville	54 61								
338	A	Cal St. Fullerton	70 51	134	A	UCF	77 71								

Non-Div I Games: Holy Names 91 51

UC Davis

■ Loss, 
 ■ Non-Conf, 
 ■ S Site, 
 ■ Home 
 ■ A Away 
 N Neutral

Average RPI Win:	237	WON-LOST	WINNING	LAST 10	STRENGTH OF	OPP. STRENGTH	TEAM	ADJ.	CONF.	ADJ CONF.
Average RPI Loss:	192	RECORD	PCT. RANK	GAMES	SCHEDULE	OF SCHEDULE	RPI	RPI	RPI	RPI
DIV. I ONLY	2- 20	340	1- 8	213	270	328	328	25	25	
DIV. I NON-CONF.	1- 12	332	0- 2	196	287	323	323	24	24	
TOTALS	RPI 1-25	RPI 26-50	W-L RECORDS	RPI 51-100	RPI 101-150	RPI 150+				
2- 20	0- 0	0- 0	OVERALL	0- 4	0- 2	2- 14				
1- 11	0- 0	0- 0	HOME	0- 3	0- 2	1- 6				
1- 8	0- 0	0- 0	AWAY	0- 1	0- 0	1- 7				
0- 1	0- 0	0- 0	NEUTRAL	0- 0	0- 0	0- 1				
1- 12	0- 0	0- 0	NON-CONFERENCE	0- 3	0- 1	1- 8				
0- 6	0- 0	0- 0	HOME	0- 2	0- 1	0- 3				
1- 5	0- 0	0- 0	AWAY	0- 1	0- 0	1- 4				
0- 1	0- 0	0- 0	NEUTRAL	0- 0	0- 0	0- 1				
1- 8	0- 0	0- 0	CONFERENCE	0- 1	0- 1	1- 6				
1- 5	0- 0	0- 0	HOME	0- 1	0- 1	1- 3				
0- 3	0- 0	0- 0	AWAY	0- 0	0- 0	0- 3				
0- 0	0- 0	0- 0	NEUTRAL	0- 0	0- 0	0- 0				

RPI 1-25				RPI 26-50				RPI 51-100				RPI 101+				Team's RPI: 328	
RPI	S	Opponent	Score	RPI	S	Opponent	Score	RPI	S	Opponent	Score	RPI	S	Opponent	Score		
								75	H	Southern California	45	83	109	H	Long Beach St.	63	68
								77	A	Gonzaga	38	102	117	H	Saint Louis	69	79
								86	H	UNLV	46	62	157	N	Fresno St.	45	63
								95	H	UC Davis	48	89	160	A	UC Riverside	58	76
													160	H	UC Riverside	58	79
													177	A	Idaho St.	54	65
													185	A	Utah St.	52	66
													188	H	CSUN	77	52
													204	A	Loyola Marymount	39	58
													249	A	Hawaii	62	79
													252	A	Portland St.	73	79
													253	H	UC Santa Barbara	60	85
													264	H	Cal Poly	60	78
													286	A	Nevada	72	59
													287	H	Sacramento St.	70	78
													290	H	CSU Bakersfield	66	86
													295	H	Southern Utah	58	70
													338	A	Cal St. Fullerton	53	64
LAST 12 Division I GAMES:																	
264	H	Cal Poly	60	78	188	H	CSUN	77	52								
109	H	Long Beach St.	63	68	160	A	UC Riverside	58	76								
253	H	UC Santa Barbara	60	85	95	H	UC Davis	48	89								
249	A	Hawaii	62	79	75	H	Southern California	45	83								
160	H	UC Riverside	58	79	295	H	Southern Utah	58	70								
338	A	Cal St. Fullerton	53	64	290	H	CSU Bakersfield	66	86								

Non-Div I Games: Concordia (CA) 92 61

UC Irvine

■ Loss, 
■ Non-Conf, 
■ S Site, 
■ H Home 
■ A Away 
N Neutral

## UC Riverside

Through Games Of Feb. 9, 2017

Average RPI Win:	266	WON-LOST	WINNING	LAST 10	STRENGTH OF	OPP. STRENGTH	TEAM	ADJ.	CONF.	ADJ CONF.
Average RPI Loss:	103	RECORD	PCT. RANK	GAMES	SCHEDULE	OF SCHEDULE	RPI	RPI	RPI	RPI
DIV. I ONLY	13- 10	138	7- 3	240	182	160	160	25	25	
DIV. I NON-CONF.	6- 7	182	0- 2	131	126	150	150	24	24	
TOTALS	RPI 1-25	RPI 26-50	W-L RECORDS	RPI 51-100	RPI 101-150	RPI 150+				
13- 10	0- 0	0- 2	OVERALL	0- 4	0- 3	13- 1				
7- 2	0- 0	0- 0	HOME	0- 1	0- 1	7- 0				
5- 8	0- 0	0- 2	AWAY	0- 3	0- 2	5- 1				
1- 0	0- 0	0- 0	NEUTRAL	0- 0	0- 0	1- 0				
6- 7	0- 0	0- 2	NON-CONFERENCE	0- 3	0- 2	6- 0				
3- 2	0- 0	0- 0	HOME	0- 1	0- 1	3- 0				
2- 5	0- 0	0- 2	AWAY	0- 2	0- 1	2- 0				
1- 0	0- 0	0- 0	NEUTRAL	0- 0	0- 0	1- 0				
7- 3	0- 0	0- 0	CONFERENCE	0- 1	0- 1	7- 1				
4- 0	0- 0	0- 0	HOME	0- 0	0- 0	4- 0				
3- 3	0- 0	0- 0	AWAY	0- 1	0- 1	3- 1				
0- 0	0- 0	0- 0	NEUTRAL	0- 0	0- 0	0- 0				

RPI S	Opponent	Score	RPI S	Opponent	Score	RPI S	Opponent	Score	RPI S	Opponent	Score	Team's RPI: 160
33	A Missouri	62 68	67	H South Dakota	55 61	109	A Long Beach St.	51 55				
40	A California	56 71	75	A Southern California	49 67	120	H Penn	55 71				
			90	A FGCU	45 60	146	A Kansas	84 90				
			95	A UC Davis	55 72	204	A Loyola Marymount	75 72				
						224	H Seattle U	58 54				
						225	H Grand Canyon	77 64				
						239	N Samford	51 48				
						249	A Hawaii	79 59				
						249	H Hawaii	63 45				
						253	A UC Santa Barbara	54 58				
						261	H San Diego St.	72 44				
						264	A Cal Poly	72 69				
						264	H Cal Poly	68 59				
						290	A CSU Bakersfield	71 66				
						328	A UC Irvine	79 58				
						328	H UC Irvine	76 58				
						338	H Cal St. Fullerton	68 45				
LAST 12 Division I GAMES:												
249	A Hawaii	79 59	328	A UC Irvine	79 58							
264	A Cal Poly	72 69	253	A UC Santa Barbara	54 58							
249	H Hawaii	63 45	264	H Cal Poly	68 59							
109	A Long Beach St.	51 55	328	H UC Irvine	76 58							
95	A UC Davis	55 72	120	H Penn	55 71							
338	H Cal St. Fullerton	68 45	90	A FGCU	45 60							

Non-Div I Games:

UC Riverside

■ Loss, 
 ■ Non-Conf, 
 ■ S Site, 
 ■ Home 
 ■ Away 
 N Neutral

Average RPI Win:	259	WON-LOST	WINNING	LAST 10	STRENGTH OF	OPP. STRENGTH	TEAM	ADJ.	CONF.	ADJ CONF.
Average RPI Loss:	169	RECORD	PCT. RANK	GAMES	SCHEDULE	OF SCHEDULE	RPI	RPI	RPI	RPI
DIV. I ONLY	11- 12	184	6- 4	320	162	253	253	25	25	
DIV. I NON-CONF.	5- 8	218	1- 1	316	107	276	276	24	24	
TOTALS	RPI 1-25	RPI 26-50	W-L RECORDS	RPI 51-100	RPI 101-150	RPI 150+				
11- 12	0- 1	0- 0	OVERALL	0- 2	1- 1	10- 8				
6- 5	0- 1	0- 0	HOME	0- 1	1- 1	5- 2				
3- 7	0- 0	0- 0	AWAY	0- 1	0- 0	3- 6				
2- 0	0- 0	0- 0	NEUTRAL	0- 0	0- 0	2- 0				
5- 8	0- 1	0- 0	NON-CONFERENCE	0- 1	0- 1	5- 5				
2- 3	0- 1	0- 0	HOME	0- 0	0- 1	2- 1				
1- 5	0- 0	0- 0	AWAY	0- 1	0- 0	1- 4				
2- 0	0- 0	0- 0	NEUTRAL	0- 0	0- 0	2- 0				
6- 4	0- 0	0- 0	CONFERENCE	0- 1	1- 0	5- 3				
4- 2	0- 0	0- 0	HOME	0- 1	1- 0	3- 1				
2- 2	0- 0	0- 0	AWAY	0- 0	0- 0	2- 2				
0- 0	0- 0	0- 0	NEUTRAL	0- 0	0- 0	0- 0				

RPI 1-25				RPI 26-50				RPI 51-100				RPI 101+ Team's RPI: 253			
RPI	S	Opponent	Score	RPI	S	Opponent	Score	RPI	S	Opponent	Score	RPI	S	Opponent	Score
10	H	UCLA	52 71					71	A	Iowa St.	60 77	109	H	Long Beach St.	65 60
								95	H	UC Davis	48 62	150	H	Yale	60 64
												152	H	Santa Clara	58 69
												157	A	Fresno St.	50 49
												160	H	UC Riverside	58 54
												188	A	CSUN	61 75
												188	H	CSUN	55 62
												204	A	Loyola Marymount	55 57
												215	A	San Diego	63 77
												224	A	Seattle U	53 58
												249	H	Hawaii	74 62
												261	A	San Diego St.	70 84
												264	A	Cal Poly	67 78
												280	N	North Dakota St.	66 59
												289	N	A&M-Corpus Christi	66 60
												291	H	Northern Ariz.	60 51
												307	H	Pepperdine	66 57
												328	A	UC Irvine	85 60
												338	A	Cal St. Fullerton	56 49
												338	H	Cal St. Fullerton	57 37
LAST 12 Division I GAMES:															
188	H	CSUN	55 62	109	H	Long Beach St.	65 60								
95	H	UC Davis	48 62	160	H	UC Riverside	58 54								
338	H	Cal St. Fullerton	57 37	338	A	Cal St. Fullerton	56 49								
328	A	UC Irvine	85 60	264	A	Cal Poly	67 78								
188	A	CSUN	61 75	150	H	Yale	60 64								
249	H	Hawaii	74 62	280	N	North Dakota St.	66 59								

Non-Div I Games:

UC Santa Barbara

■ Loss, 
 ■ Non-Conf, S Site, 
 ■ Home 
 ■ Away 
 N Neutral

Average RPI Win:	215	WON-LOST	WINNING	LAST 10	STRENGTH OF	OPP. STRENGTH	TEAM	ADJ.	CONF.	ADJ CONF.
Average RPI Loss:	97	RECORD	PCT. RANK	GAMES	SCHEDULE	OF SCHEDULE	RPI	RPI	RPI	RPI
DIV. I ONLY	14- 9	116	4- 6	188	100	134	134	5	5	
DIV. I NON-CONF.	10- 3	54	1- 1	233	235	112	112	5	5	
TOTALS	RPI 1-25	RPI 26-50	W-L RECORDS	RPI 51-100	RPI 101-150	RPI 150+				
14- 9	0- 1	0- 0	OVERALL	0- 4	2- 3	12- 1				
8- 5	0- 1	0- 0	HOME	0- 2	1- 2	7- 0				
6- 4	0- 0	0- 0	AWAY	0- 2	1- 1	5- 1				
0- 0	0- 0	0- 0	NEUTRAL	0- 0	0- 0	0- 0				
10- 3	0- 0	0- 0	NON-CONFERENCE	0- 3	1- 0	9- 0				
6- 2	0- 0	0- 0	HOME	0- 2	1- 0	5- 0				
4- 1	0- 0	0- 0	AWAY	0- 1	0- 0	4- 0				
0- 0	0- 0	0- 0	NEUTRAL	0- 0	0- 0	0- 0				
4- 6	0- 1	0- 0	CONFERENCE	0- 1	1- 3	3- 1				
2- 3	0- 1	0- 0	HOME	0- 0	0- 2	2- 0				
2- 3	0- 0	0- 0	AWAY	0- 1	1- 1	1- 1				
0- 0	0- 0	0- 0	NEUTRAL	0- 0	0- 0	0- 0				

RPI 1-25				RPI 26-50				RPI 51-100				RPI 101+ Team's RPI: 134			
RPI	S	Opponent	Score	RPI	S	Opponent	Score	RPI	S	Opponent	Score	RPI	S	Opponent	Score
1	H	UConn	48 84					52	H	Virginia Tech	64 67	126	H	Rider	49 30
								60	A	Buffalo	65 66	129	H	Tulsa	62 73
								94	A	SMU	58 63	136	A	East Carolina	54 42
								95	H	UC Davis	71 77	145	A	Memphis	59 65
												145	H	Memphis	62 65
												153	A	Cincinnati	57 63
												153	H	Cincinnati	64 44
												167	H	Omaha	81 41
												171	A	Houston	62 48
												171	H	Houston	85 59
												234	A	Butler	66 59
												242	H	Austin Peay	61 43
												245	H	South Ala.	70 58
												247	H	Bethune-Cookman	70 43
												260	A	Ga. Southern	74 54
												275	A	FIU	69 52
												285	A	Davidson	57 38
												292	H	Gardner-Webb	66 52
LAST 12 Division I GAMES:															
171	H	Houston	85 59	171	A	Houston	62 48								
94	A	SMU	58 63	145	H	Memphis	62 65								
145	A	Memphis	59 65	153	A	Cincinnati	57 63								
153	H	Cincinnati	64 44	1	H	UConn	48 84								
129	H	Tulsa	62 73	95	H	UC Davis	71 77								
136	A	East Carolina	54 42	167	H	Omaha	81 41								

Non-Div I Games:

UCF

■ Loss, 
 ■ Non-Conf, 
 S Site, 
 ■ Home 
 ■ Away 
 N Neutral

Average RPI Win:	119	WON-LOST	WINNING	LAST 10	STRENGTH OF	OPP. STRENGTH	TEAM	ADJ.	CONF.	ADJ CONF.
Average RPI Loss:	23	RECORD	PCT. RANK	GAMES	SCHEDULE	OF SCHEDULE	RPI	RPI	RPI	RPI
DIV. I ONLY	18- 5	26	7- 3	16	14	10	10	1	1	
DIV. I NON-CONF.	9- 2	37	0- 0	46	77	13	13	1	1	
TOTALS	RPI 1-25	RPI 26-50	W-L RECORDS	RPI 51-100	RPI 101-150	RPI 150+				
18- 5	4- 3	2- 1	OVERALL	5- 1	1- 0	6- 0				
12- 0	3- 0	1- 0	HOME	3- 0	1- 0	4- 0				
4- 5	1- 3	0- 1	AWAY	1- 1	0- 0	2- 0				
2- 0	0- 0	1- 0	NEUTRAL	1- 0	0- 0	0- 0				
9- 2	1- 2	1- 0	NON-CONFERENCE	1- 0	0- 0	6- 0				
5- 0	1- 0	0- 0	HOME	0- 0	0- 0	4- 0				
2- 2	0- 2	0- 0	AWAY	0- 0	0- 0	2- 0				
2- 0	0- 0	1- 0	NEUTRAL	1- 0	0- 0	0- 0				
9- 3	3- 1	1- 1	CONFERENCE	4- 1	1- 0	0- 0				
7- 0	2- 0	1- 0	HOME	3- 0	1- 0	0- 0				
2- 3	1- 1	0- 1	AWAY	1- 1	0- 0	0- 0				
0- 0	0- 0	0- 0	NEUTRAL	0- 0	0- 0	0- 0				

RPI 1-25				Team's RPI: 10		RPI 26-50				RPI 51-100				RPI 101+			
RPI	S	Opponent	Score	RPI	S	Opponent	Score	RPI	S	Opponent	Score	RPI	S	Opponent	Score		
3	A	South Carolina	57 66	38	H	Oregon	79 63	53	A	Washington St.	73 82	124	H	Arizona	69 49		
6	H	Oregon St.	66 56	40	A	California	77 80	63	H	Utah	67 56	210	H	Pacific	82 55		
8	A	Baylor	70 84	45	N	Iowa	78 65	73	N	Toledo	75 73	238	H	Southern U.	95 47		
9	A	Washington	70 82					75	A	Southern California	74 59	249	H	Hawaii	72 49		
13	A	Stanford	85 76					75	H	Southern California	71 67	253	A	UC Santa Barbara	71 52		
24	H	Arizona St.	69 60					87	H	Colorado	87 74	264	H	Cal Poly	80 64		
25	H	Michigan	84 64									278	A	N.C. A&T	83 42		
LAST 12 Division I GAMES:																	
13	A	Stanford	85 76	38	H	Oregon	79 63										
40	A	California	77 80	6	H	Oregon St.	66 56										
124	H	Arizona	69 49	9	A	Washington	70 82										
24	H	Arizona St.	69 60	53	A	Washington St.	73 82										
75	H	Southern California	71 67	87	H	Colorado	87 74										
75	A	Southern California	74 59	63	H	Utah	67 56										

Non-Div I Games:

UCLA

■ Loss, 
 ■ Non-Conf, S Site, 
 ■ Home 
 ■ Away 
 N Neutral

Average RPI Win:	72	WON-LOST	WINNING	LAST 10	STRENGTH OF	OPP. STRENGTH	TEAM	ADJ.	CONF.	ADJ CONF.
Average RPI Loss:	0	RECORD	PCT. RANK	GAMES	SCHEDULE	OF SCHEDULE	RPI	RPI	RPI	RPI
DIV. I ONLY	23- 0	1	10- 0	2	2	1	1	5	5	
DIV. I NON-CONF.	12- 0	1	1- 0	1	1	1	1	5	5	
TOTALS	RPI 1-25	RPI 26-50	W-L RECORDS	RPI 51-100	RPI 101-150	RPI 150+				
23- 0	8- 0	4- 0	OVERALL	3- 0	5- 0	3- 0				
10- 0	2- 0	3- 0	HOME	2- 0	2- 0	1- 0				
12- 0	5- 0	1- 0	AWAY	1- 0	3- 0	2- 0				
1- 0	1- 0	0- 0	NEUTRAL	0- 0	0- 0	0- 0				
12- 0	8- 0	1- 0	NON-CONFERENCE	2- 0	0- 0	1- 0				
5- 0	2- 0	1- 0	HOME	2- 0	0- 0	0- 0				
6- 0	5- 0	0- 0	AWAY	0- 0	0- 0	1- 0				
1- 0	1- 0	0- 0	NEUTRAL	0- 0	0- 0	0- 0				
11- 0	0- 0	3- 0	CONFERENCE	1- 0	5- 0	2- 0				
5- 0	0- 0	2- 0	HOME	0- 0	2- 0	1- 0				
6- 0	0- 0	1- 0	AWAY	1- 0	3- 0	1- 0				
0- 0	0- 0	0- 0	NEUTRAL	0- 0	0- 0	0- 0				

RPI	S	Opponent	Score	RPI	S	Opponent	Score	RPI	S	Opponent	Score	RPI	S	Opponent	Score
2	A	Notre Dame	72 61	26	A	Temple	97 69	58	H	Dayton	98 65	129	A	Tulsa	98 58
5	A	Florida St.	78 76	28	H	South Fla.	102 37	88	H	Chattanooga	80 43	129	H	Tulsa	96 50
7	N	Texas	72 54	30	H	Ohio St.	82 63	94	A	SMU	88 48	134	A	UCF	84 48
8	H	Baylor	72 61	43	H	Tulane	100 56					136	A	East Carolina	91 44
15	H	DePaul	91 46									136	H	East Carolina	90 45
19	A	Maryland	87 81									153	A	Cincinnati	96 49
22	A	Kansas St.	75 58									171	H	Houston	91 42
23	A	LSU	76 53									199	A	Nebraska	84 41
LAST 12 Division I GAMES:															
153	A	Cincinnati	96 49	129	A	Tulsa	98 58								
129	H	Tulsa	96 50	94	A	SMU	88 48								
26	A	Temple	97 69	28	H	South Fla.	102 37								
171	H	Houston	91 42	136	H	East Carolina	90 45								
136	A	East Carolina	91 44	134	A	UCF	84 48								
43	H	Tulane	100 56	19	A	Maryland	87 81								

Non-Div I Games:

UConn



UMBC				STRENGTH OF SCHEDULE	OPP. STRENGTH OF SCHEDULE	TEAM RPI	ADJ. RPI	CONF. RPI	ADJ CONF. RPI
Average RPI Win:	234	WON-LOST RECORD	WINNING PCT. RANK						
Average RPI Loss:	171		LAST 10 GAMES						
DIV. I ONLY	10- 12	204	6- 4	243	239	231	231	22	22
DIV. I NON-CONF.	4- 8	230	2- 0	278	278	291	291	22	22
-----									
TOTALS	RPI 1-25	RPI 26-50	W-L RECORDS	RPI 51-100	RPI 101-150	RPI 150+			
10- 12	0- 1	0- 0	OVERALL	0- 2	3- 1	7- 8			
6- 6	0- 0	0- 0	HOME	0- 0	1- 0	5- 6			
3- 6	0- 1	0- 0	AWAY	0- 2	2- 1	1- 2			
1- 0	0- 0	0- 0	NEUTRAL	0- 0	0- 0	1- 0			
4- 8	0- 1	0- 0	NON-CONFERENCE	0- 1	1- 0	3- 6			
1- 5	0- 0	0- 0	HOME	0- 0	0- 0	1- 5			
2- 3	0- 1	0- 0	AWAY	0- 1	1- 0	1- 1			
1- 0	0- 0	0- 0	NEUTRAL	0- 0	0- 0	1- 0			
6- 4	0- 0	0- 0	CONFERENCE	0- 1	2- 1	4- 2			
5- 1	0- 0	0- 0	HOME	0- 0	1- 0	4- 1			
1- 3	0- 0	0- 0	AWAY	0- 1	1- 1	0- 1			
0- 0	0- 0	0- 0	NEUTRAL	0- 0	0- 0	0- 0			

RPI 1-25				RPI 26-50				RPI 51-100				RPI 101+ Team's RPI: 231			
RPI	S	Opponent	Score	RPI	S	Opponent	Score	RPI	S	Opponent	Score	RPI	S	Opponent	Score
19	A	Maryland	42 92					74	A	Virginia	30 56	128	A	Maine	40 72
								93	A	New Hampshire	50 60	128	H	Maine	66 62
												140	A	Albany (NY)	64 56
												143	A	Columbia	67 56
												166	H	Hartford	73 80
												169	H	Towson	48 59
												173	H	Princeton	58 69
												192	A	American	53 70
												207	A	Binghamton	62 69
												207	H	Binghamton	53 45
												240	H	UMES	57 70
												241	N	Liberty	62 51
												244	H	Loyola Maryland	65 70
												248	H	Stony Brook	67 61
												268	H	Vermont	69 66
												296	H	Coppin St.	73 63
												332	A	LIU Brooklyn	57 45
												339	H	UMass Lowell	79 72
												347	H	Morgan St.	61 69
LAST 12 Division I GAMES:															
128	H	Maine	66 62	268	H	Vermont	69 66								
207	H	Binghamton	53 45	166	H	Hartford	73 80								
93	A	New Hampshire	50 60	128	A	Maine	40 72								
248	H	Stony Brook	67 61	207	A	Binghamton	62 69								
339	H	UMass Lowell	79 72	296	H	Coppin St.	73 63								
140	A	Albany (NY)	64 56	241	N	Liberty	62 51								

Non-Div I Games: Gettysburg 71 51

UMBC

■ Loss, 
 ■ Non-Conf, 
 ■ S Site, 
 ■ H Home 
 ■ A Away 
 N Neutral

Average RPI Win:	251	WON-LOST	WINNING	LAST 10	STRENGTH OF	OPP. STRENGTH	TEAM	ADJ.	CONF.	ADJ CONF.
Average RPI Loss:	220	RECORD	PCT. RANK	GAMES	SCHEDULE	OF SCHEDULE	RPI	RPI	RPI	RPI
DIV. I ONLY	8- 11	218	3- 7	303	323	240	240	32	32	
DIV. I NON-CONF.	5- 5	165	1- 2	173	267	115	115	31	31	
TOTALS	RPI 1-25	RPI 26-50	W-L RECORDS	RPI 51-100	RPI 101-150	RPI 150+				
8- 11	0- 1	0- 1	OVERALL	0- 1	0- 1	8- 7				
1- 4	0- 0	0- 0	HOME	0- 0	0- 0	1- 4				
6- 7	0- 1	0- 1	AWAY	0- 1	0- 1	6- 3				
1- 0	0- 0	0- 0	NEUTRAL	0- 0	0- 0	1- 0				
5- 5	0- 1	0- 1	NON-CONFERENCE	0- 1	0- 1	5- 1				
1- 0	0- 0	0- 0	HOME	0- 0	0- 0	1- 0				
3- 5	0- 1	0- 1	AWAY	0- 1	0- 1	3- 1				
1- 0	0- 0	0- 0	NEUTRAL	0- 0	0- 0	1- 0				
3- 6	0- 0	0- 0	CONFERENCE	0- 0	0- 0	3- 6				
0- 4	0- 0	0- 0	HOME	0- 0	0- 0	0- 4				
3- 2	0- 0	0- 0	AWAY	0- 0	0- 0	3- 2				
0- 0	0- 0	0- 0	NEUTRAL	0- 0	0- 0	0- 0				

RPI 1-25				RPI 26-50				RPI 51-100				RPI 101+ Team's RPI: 240			
RPI	S	Opponent	Score	RPI	S	Opponent	Score	RPI	S	Opponent	Score	RPI	S	Opponent	Score
19	A	Maryland	61 106	34	A	North Carolina St.	58 77	74	A	Virginia	50 60	136	A	East Carolina	58 66
												156	A	Hampton	68 65
												212	N	Saint Francis (PA)	90 82
												230	H	UNCG	60 53
												231	A	UMBC	70 57
												247	A	Bethune-Cookman	59 56
												255	H	Howard	71 72
												262	H	Savannah St.	58 59
												278	A	N.C. A&T	60 57
												296	H	Coppin St.	49 55
												319	A	USC Upstate	63 76
												320	A	Mt. St. Mary's	63 52
												334	A	Fla. Atlantic	76 59
												340	H	South Carolina St.	60 67
												341	A	Florida A&M	49 59
												344	A	N.C. Central	59 68
LAST 12 Division I GAMES:															
296	H	Coppin St.	49 55	255	H	Howard	71 72								
156	A	Hampton	68 65	278	A	N.C. A&T	60 57								
262	H	Savannah St.	58 59	344	A	N.C. Central	59 68								
340	H	South Carolina St.	60 67	319	A	USC Upstate	63 76								
341	A	Florida A&M	49 59	74	A	Virginia	50 60								
247	A	Bethune-Cookman	59 56	334	A	Fla. Atlantic	76 59								

Non-Div I Games: Cheyney 75 38

UMES

■ Loss, 
 ■ Non-Conf, 
 ■ S Site, 
 ■ Home 
 ■ A Away 
 N Neutral

Average RPI Win: <b>250</b>	WON-LOST	WINNING	LAST 10	STRENGTH OF	OPP. STRENGTH	TEAM	ADJ.	CONF.	ADJ CONF.
Average RPI Loss: <b>198</b>	RECORD	PCT. RANK	GAMES	SCHEDULE	OF SCHEDULE	RPI	RPI	RPI	RPI
DIV. I ONLY	4- 16	314	1- 9	199	338	314	314	29	29
DIV. I NON-CONF.	3- 8	262	0- 3	189	268	279	279	30	30
TOTALS	RPI 1-25	RPI 26-50	W-L RECORDS	RPI 51-100	RPI 101-150	RPI 150+			
4- 16	0- 0	0- 0	OVERALL	0- 2	1- 1	3- 13			
2- 9	0- 0	0- 0	HOME	0- 2	0- 1	2- 6			
2- 7	0- 0	0- 0	AWAY	0- 0	1- 0	1- 7			
0- 0	0- 0	0- 0	NEUTRAL	0- 0	0- 0	0- 0			
3- 8	0- 0	0- 0	NON-CONFERENCE	0- 2	1- 1	2- 5			
1- 6	0- 0	0- 0	HOME	0- 2	0- 1	1- 3			
2- 2	0- 0	0- 0	AWAY	0- 0	1- 0	1- 2			
0- 0	0- 0	0- 0	NEUTRAL	0- 0	0- 0	0- 0			
1- 8	0- 0	0- 0	CONFERENCE	0- 0	0- 0	1- 8			
1- 3	0- 0	0- 0	HOME	0- 0	0- 0	1- 3			
0- 5	0- 0	0- 0	AWAY	0- 0	0- 0	0- 5			
0- 0	0- 0	0- 0	NEUTRAL	0- 0	0- 0	0- 0			

RPI 1-25			RPI 26-50			RPI 51-100			RPI 101+			Team's RPI: 314
RPI	S	Opponent	Score	RPI	S	Opponent	Score	RPI	S	Opponent	Score	
						89	H Northern Ill.	75	86	125	A Abilene Christian	71 68
						92	H Western Ill.	65	78	129	H Tulsa	70 80
										164	A La Salle	59 64
										167	H Omaha	57 80
										175	H Western Mich.	54 66
										178	H Southern Ill.	69 77
										195	A New Mexico St.	72 78
										195	H New Mexico St.	43 60
										197	A Wichita St.	56 54
										224	H Seattle U	65 75
										225	A Grand Canyon	64 75
										235	A UTRGV	39 74
										235	H UTRGV	52 63
										248	A Stony Brook	55 57
										290	A CSU Bakersfield	33 52
										331	A Utah Valley	39 58
										331	H Utah Valley	66 63
										347	H Morgan St.	64 56
LAST 12 Division I GAMES:												
331	A	Utah Valley	39	58	224	H	Seattle U	65	75			
235	H	UTRGV	52	63	235	A	UTRGV	39	74			
290	A	CSU Bakersfield	33	52	195	A	New Mexico St.	72	78			
225	A	Grand Canyon	64	75	248	A	Stony Brook	55	57			
195	H	New Mexico St.	43	60	164	A	La Salle	59	64			
331	H	Utah Valley	66	63	89	H	Northern Ill.	75	86			

Non-Div I Games: Cent. Christian (KS111 43 Mo.-St. Louis 60 45

UMKC

Loss, Non-Conf, S Site, H Home A Away N Neutral

Average RPI Win:	<b>289</b>	WON-LOST	WINNING	LAST 10	STRENGTH OF	OPP. STRENGTH	TEAM	ADJ.	CONF.	ADJ CONF.
Average RPI Loss:	<b>195</b>	RECORD	PCT. RANK	GAMES	SCHEDULE	OF SCHEDULE	RPI	RPI	RPI	RPI
DIV. I ONLY	<b>2- 22</b>	<b>344</b>	<b>0- 10</b>	<b>269</b>	<b>275</b>	<b>339</b>	<b>339</b>	<b>22</b>	<b>22</b>	
DIV. I NON-CONF.	<b>2- 10</b>	<b>305</b>	<b>0- 0</b>	<b>305</b>	<b>330</b>	<b>344</b>	<b>344</b>	<b>22</b>	<b>22</b>	
TOTALS	RPI 1-25	RPI 26-50	W-L RECORDS	RPI 51-100	RPI 101-150	RPI 150+				
2- 22	0- 1	0- 1	OVERALL	0- 1	0- 5	2- 14				
2- 9	0- 0	0- 0	HOME	0- 1	0- 2	2- 6				
0- 13	0- 1	0- 1	AWAY	0- 0	0- 3	0- 8				
0- 0	0- 0	0- 0	NEUTRAL	0- 0	0- 0	0- 0				
2- 10	0- 1	0- 1	NON-CONFERENCE	0- 0	0- 1	2- 7				
2- 3	0- 0	0- 0	HOME	0- 0	0- 0	2- 3				
0- 7	0- 1	0- 1	AWAY	0- 0	0- 1	0- 4				
0- 0	0- 0	0- 0	NEUTRAL	0- 0	0- 0	0- 0				
0- 12	0- 0	0- 0	CONFERENCE	0- 1	0- 4	0- 7				
0- 6	0- 0	0- 0	HOME	0- 1	0- 2	0- 3				
0- 6	0- 0	0- 0	AWAY	0- 0	0- 2	0- 4				
0- 0	0- 0	0- 0	NEUTRAL	0- 0	0- 0	0- 0				

RPI 1-25				RPI 26-50				RPI 51-100				RPI 101+ Team's RPI: 339			
RPI	S	Opponent	Score	RPI	S	Opponent	Score	RPI	S	Opponent	Score	RPI	S	Opponent	Score
19	A	Maryland	44 <b>100</b>	50	A	Indiana	45 <b>79</b>	93	H	New Hampshire	57 <b>76</b>	128	A	Maine	50 <b>76</b>
												128	H	Maine	44 <b>65</b>
												140	A	Albany (NY)	69 <b>93</b>
												140	H	Albany (NY)	60 <b>79</b>
												143	A	Columbia	57 <b>76</b>
												166	A	Hartford	59 <b>80</b>
												169	A	Towson	56 <b>90</b>
												180	H	Fairfield	41 <b>65</b>
												207	A	Binghamton	54 <b>69</b>
												207	H	Binghamton	48 <b>58</b>
												231	A	UMBC	72 <b>79</b>
												232	H	Colgate	82 <b>77</b>
												248	A	Stony Brook	53 <b>83</b>
												248	H	Stony Brook	44 <b>86</b>
												266	A	Boston U.	56 <b>66</b>
												268	H	Vermont	46 <b>61</b>
												299	H	Rhode Island	57 <b>64</b>
												301	A	Bryant	62 <b>73</b>
												312	A	Holy Cross	47 <b>62</b>
												336	H	Longwood	59 <b>72</b>
												346	H	Fairleigh Dickinson	61 <b>55</b>
LAST 12 Division I GAMES:															
128	A	Maine	50 <b>76</b>	268	H	Vermont	46 <b>61</b>								
248	H	Stony Brook	44 <b>86</b>	248	A	Stony Brook	53 <b>83</b>								
207	A	Binghamton	54 <b>69</b>	166	A	Hartford	59 <b>80</b>								
140	H	Albany (NY)	60 <b>79</b>	128	H	Maine	44 <b>65</b>								
93	H	New Hampshire	57 <b>76</b>	207	H	Binghamton	48 <b>58</b>								
231	A	UMBC	72 <b>79</b>	140	A	Albany (NY)	69 <b>93</b>								

Non-Div I Games: Keene St. 74 48

UMass Lowell

■ Loss, 
 ■ Non-Conf, S Site, 
 ■ Home 
 ■ Away 
 N Neutral

## UNC Asheville

Through Games Of Feb. 9, 2017

Average RPI Win:	270	WON-LOST	WINNING	LAST 10	STRENGTH OF	OPP. STRENGTH	TEAM	ADJ.	CONF.	ADJ CONF.
Average RPI Loss:	190	RECORD	PCT. RANK	GAMES	SCHEDULE	OF SCHEDULE	RPI	RPI	RPI	RPI
DIV. I ONLY	10- 11	192	5- 5	300	307	237	237	28	28	
DIV. I NON-CONF.	5- 5	165	0- 1	197	273	161	161	28	28	
TOTALS	RPI 1-25	RPI 26-50	W-L RECORDS	RPI 51-100	RPI 101-150	RPI 150+				
10- 11	0- 0	0- 1	OVERALL	0- 1	0- 2	10- 7				
5- 4	0- 0	0- 0	HOME	0- 0	0- 1	5- 3				
5- 6	0- 0	0- 0	AWAY	0- 1	0- 1	5- 1				
0- 1	0- 0	0- 1	NEUTRAL	0- 0	0- 0	0- 0				
5- 5	0- 0	0- 1	NON-CONFERENCE	0- 1	0- 1	5- 2				
3- 0	0- 0	0- 0	HOME	0- 0	0- 0	3- 0				
2- 4	0- 0	0- 0	AWAY	0- 1	0- 1	2- 2				
0- 1	0- 0	0- 1	NEUTRAL	0- 0	0- 0	0- 0				
5- 6	0- 0	0- 0	CONFERENCE	0- 0	0- 1	5- 5				
2- 4	0- 0	0- 0	HOME	0- 0	0- 1	2- 3				
3- 2	0- 0	0- 0	AWAY	0- 0	0- 0	3- 2				
0- 0	0- 0	0- 0	NEUTRAL	0- 0	0- 0	0- 0				

RPI S	Opponent	Score	RPI S	Opponent	Score	RPI S	Opponent	Score	RPI S	Opponent	Score	Team's RPI: 237
36 N	Harvard	62 79	52 A	Virginia Tech	52 71	112 A	Fordham	42 55	137 H	Radford	62 64	
						184 A	Appalachian St.	51 81	221 H	Campbell	55 61	
						223 A	Presbyterian	67 60	223 H	Presbyterian	47 52	
						230 A	UNCG	77 63	233 H	Wofford	84 65	
						241 H	Liberty	64 54	254 A	Furman	51 63	
						256 H	Charleston So.	56 47	258 H	Tennessee Tech	77 65	
						281 H	Western Caro.	62 53	288 A	High Point	70 81	
						288 H	High Point	60 76	292 A	Gardner-Webb	52 55	
						319 A	USC Upstate	70 59	325 A	Winthrop	68 53	
						336 A	Longwood	80 53				
LAST 12 Division I GAMES:												
223 H	Presbyterian	47 52	292 A	Gardner-Webb	52 55							
288 A	High Point	70 81	288 H	High Point	60 76							
256 H	Charleston So.	56 47	325 A	Winthrop	68 53							
137 H	Radford	62 64	336 A	Longwood	80 53							
223 A	Presbyterian	67 60	221 H	Campbell	55 61							
241 H	Liberty	64 54	112 A	Fordham	42 55							

Non-Div I Games: Warren Wilson 113 51

UNC Asheville

Loss, Non-Conf, S Site, H Home A Away N Neutral

Average RPI Win:	272	WON-LOST	WINNING	LAST 10	STRENGTH OF	OPP. STRENGTH	TEAM	ADJ.	CONF.	ADJ CONF.
Average RPI Loss:	189	RECORD	PCT. RANK	GAMES	SCHEDULE	OF SCHEDULE	RPI	RPI	RPI	RPI
DIV. I ONLY	10- 11	192	5- 5	280	322	230	230	18	18	
DIV. I NON-CONF.	5- 6	186	2- 0	306	348	266	266	21	21	
TOTALS	RPI 1-25	RPI 26-50	W-L RECORDS	RPI 51-100	RPI 101-150	RPI 150+				
10- 11	0- 0	0- 0	OVERALL	0- 1	0- 3	10- 7				
6- 4	0- 0	0- 0	HOME	0- 0	0- 2	6- 2				
4- 7	0- 0	0- 0	AWAY	0- 1	0- 1	4- 5				
0- 0	0- 0	0- 0	NEUTRAL	0- 0	0- 0	0- 0				
5- 6	0- 0	0- 0	NON-CONFERENCE	0- 0	0- 2	5- 4				
2- 3	0- 0	0- 0	HOME	0- 0	0- 1	2- 2				
3- 3	0- 0	0- 0	AWAY	0- 0	0- 1	3- 2				
0- 0	0- 0	0- 0	NEUTRAL	0- 0	0- 0	0- 0				
5- 5	0- 0	0- 0	CONFERENCE	0- 1	0- 1	5- 3				
4- 1	0- 0	0- 0	HOME	0- 0	0- 1	4- 0				
1- 4	0- 0	0- 0	AWAY	0- 1	0- 0	1- 3				
0- 0	0- 0	0- 0	NEUTRAL	0- 0	0- 0	0- 0				

RPI S	Opponent	Score	RPI S	Opponent	Score	RPI S	Opponent	Score	RPI S	Opponent	Score	Team's RPI: 230
						88	A Chattanooga	55 58	104	H Mercer	64 77	
									130	A VCU	54 65	
									137	H Radford	54 70	
									189	A ETSU	52 60	
									223	H Presbyterian	62 69	
									233	A Wofford	48 54	
									233	H Wofford	67 61	
									237	H UNC Asheville	63 77	
									239	A Samford	55 47	
									239	H Samford	64 40	
									240	A UMES	53 60	
									243	A Murray St.	70 81	
									254	A Furman	55 65	
									254	H Furman	65 52	
									258	A Tennessee Tech	65 59	
									272	H Norfolk St.	59 52	
									281	H Western Caro.	62 45	
									288	A High Point	69 67	
									311	H Eastern Ky.	81 66	
									344	A N.C. Central	64 51	
LAST 12 Division I GAMES:												
239	A	Samford	55	47	239	H	Samford	64	40			
254	H	Furman	65	52	104	H	Mercer	64	77			
233	H	Wofford	67	61	233	A	Wofford	48	54			
281	H	Western Caro.	62	45	254	A	Furman	55	65			
88	A	Chattanooga	55	58	288	A	High Point	69	67			
189	A	ETSU	52	60	311	H	Eastern Ky.	81	66			

Non-Div I Games: Barton 70 48 UNC Pembroke 72 69 Greensboro 83 26 Brevard 77 34 UNCG

Average RPI Win:	231	WON-LOST	WINNING	LAST 10	STRENGTH OF	OPP. STRENGTH	TEAM	ADJ.	CONF.	ADJ CONF.
Average RPI Loss:	116	RECORD	PCT. RANK	GAMES	SCHEDULE	OF SCHEDULE	RPI	RPI	RPI	RPI
DIV. I ONLY	7- 14	262	3- 7	151	101	218	218	8	8	
DIV. I NON-CONF.	4- 6	209	0- 1	227	170	226	226	8	8	
TOTALS	RPI 1-25	RPI 26-50	W-L RECORDS	RPI 51-100	RPI 101-150	RPI 150+				
7- 14	0- 1	0- 3	OVERALL	0- 1	0- 4	7- 5				
4- 7	0- 0	0- 1	HOME	0- 1	0- 2	4- 3				
3- 7	0- 1	0- 2	AWAY	0- 0	0- 2	3- 2				
0- 0	0- 0	0- 0	NEUTRAL	0- 0	0- 0	0- 0				
4- 6	0- 1	0- 1	NON-CONFERENCE	0- 0	0- 1	4- 3				
2- 3	0- 0	0- 0	HOME	0- 0	0- 0	2- 3				
2- 3	0- 1	0- 1	AWAY	0- 0	0- 1	2- 0				
0- 0	0- 0	0- 0	NEUTRAL	0- 0	0- 0	0- 0				
3- 8	0- 0	0- 2	CONFERENCE	0- 1	0- 3	3- 2				
2- 4	0- 0	0- 1	HOME	0- 1	0- 2	2- 0				
1- 4	0- 0	0- 1	AWAY	0- 0	0- 1	1- 2				
0- 0	0- 0	0- 0	NEUTRAL	0- 0	0- 0	0- 0				

RPI 1-25				RPI 26-50				RPI 51-100				RPI 101+ Team's RPI: 218			
RPI	S	Opponent	Score	RPI	S	Opponent	Score	RPI	S	Opponent	Score	RPI	S	Opponent	Score
14	A	Tennessee	54 90	29	H	Elon	56 66	72	H	Drexel	38 71	118	A	Delaware	40 57
				34	A	North Carolina St.	54 86					118	H	Delaware	52 63
				41	A	James Madison	51 73					133	H	William & Mary	43 57
												136	A	East Carolina	65 75
												164	H	La Salle	48 64
												169	H	Towson	59 56
												170	H	Providence	49 65
												181	A	Col. of Charleston	37 76
												181	H	Col. of Charleston	67 61
												183	A	Northeastern	47 55
												187	A	Hofstra	56 54
												233	H	Wofford	67 71
												254	H	Furman	56 52
												271	A	Georgia St.	72 66
												272	H	Norfolk St.	64 56
												285	A	Davidson	67 58
LAST 12 Division I GAMES:															
29	H	Elon	56 66	133	H	William & Mary	43 57								
118	A	Delaware	40 57	72	H	Drexel	38 71								
181	H	Col. of Charleston	67 61	181	A	Col. of Charleston	37 76								
169	H	Towson	59 56	118	H	Delaware	52 63								
183	A	Northeastern	47 55	41	A	James Madison	51 73								
187	A	Hofstra	56 54	14	A	Tennessee	54 90								

Non-Div I Games: Catawba 91 65

UNCW

Loss, Non-Conf, S Site, H Home A Away N Neutral

UNI				STRENGTH OF SCHEDULE	OPP. STRENGTH OF SCHEDULE	TEAM RPI	ADJ. RPI	CONF. RPI	ADJ CONF. RPI
Average RPI Win:	188	WON-LOST RECORD	WINNING PCT. RANK						
Average RPI Loss:	71		LAST 10 GAMES						
DIV. I ONLY	15- 6	62	8- 2	117	104	54	54	16	16
DIV. I NON-CONF.	6- 4	126	1- 0	22	14	42	42	14	14
-----									
TOTALS	RPI 1-25	RPI 26-50	W-L RECORDS	RPI 51-100	RPI 101-150	RPI 150+			
15- 6	2- 0	0- 3	OVERALL	1- 2	2- 0	10- 1			
7- 2	2- 0	0- 2	HOME	0- 0	1- 0	4- 0			
6- 4	0- 0	0- 1	AWAY	1- 2	0- 0	5- 1			
2- 0	0- 0	0- 0	NEUTRAL	0- 0	1- 0	1- 0			
6- 4	2- 0	0- 2	NON-CONFERENCE	1- 2	2- 0	1- 0			
3- 1	2- 0	0- 1	HOME	0- 0	1- 0	0- 0			
1- 3	0- 0	0- 1	AWAY	1- 2	0- 0	0- 0			
2- 0	0- 0	0- 0	NEUTRAL	0- 0	1- 0	1- 0			
9- 2	0- 0	0- 1	CONFERENCE	0- 0	0- 0	9- 1			
4- 1	0- 0	0- 1	HOME	0- 0	0- 0	4- 0			
5- 1	0- 0	0- 0	AWAY	0- 0	0- 0	5- 1			
0- 0	0- 0	0- 0	NEUTRAL	0- 0	0- 0	0- 0			

RPI 1-25				RPI 26-50				RPI 51-100 Team's RPI: 54				RPI 101+			
RPI	S	Opponent	Score	RPI	S	Opponent	Score	RPI	S	Opponent	Score	RPI	S	Opponent	Score
21	H	Creighton	50 49	32	H	Drake	79 88	64	A	Oklahoma St.	57 81	123	H	North Dakota	74 53
22	H	Kansas St.	67 59	37	H	South Dakota St.	50 61	71	A	Iowa St.	68 76	141	N	Idaho	76 74
				45	A	Iowa	39 88	80	A	IUPUI	69 62	151	A	Missouri St.	61 54
												178	A	Southern Ill.	59 64
												178	H	Southern Ill.	79 49
												197	A	Wichita St.	63 61
												201	H	Indiana St.	59 47
												227	A	Bradley	72 53
												273	A	Evansville	62 36
												273	H	Evansville	54 40
												300	N	Denver	79 68
												316	H	Loyola Chicago	68 30
												321	A	Illinois St.	78 40
LAST 12 Division I GAMES:															
178	A	Southern Ill.	59 64	321	A	Illinois St.	78 40								
273	A	Evansville	62 36	273	H	Evansville	54 40								
32	H	Drake	79 88	178	H	Southern Ill.	79 49								
316	H	Loyola Chicago	68 30	197	A	Wichita St.	63 61								
201	H	Indiana St.	59 47	151	A	Missouri St.	61 54								
227	A	Bradley	72 53	22	H	Kansas St.	67 59								

Non-Div I Games: Wis.-Parkside 72 57

UNI

■ Loss, 
 ■ Non-Conf, S Site, 
 ■ Home 
 ■ Away 
 N Neutral



Average RPI Win:	191	WON-LOST	WINNING	LAST 10	STRENGTH OF	OPP. STRENGTH	TEAM	ADJ.	CONF.	ADJ CONF.
Average RPI Loss:	104	RECORD	PCT. RANK	GAMES	SCHEDULE	OF SCHEDULE	RPI	RPI	RPI	RPI
DIV. I ONLY	15- 8	95	7- 3	97	147	86	86	13	13	
DIV. I NON-CONF.	8- 3	67	0- 0	113	142	73	73	15	15	
TOTALS	RPI 1-25	RPI 26-50	W-L RECORDS	RPI 51-100	RPI 101-150	RPI 150+				
15- 8	0- 1	0- 1	OVERALL	2- 3	3- 1	10- 2				
8- 2	0- 0	0- 0	HOME	1- 1	2- 0	5- 1				
5- 3	0- 0	0- 0	AWAY	1- 1	0- 1	4- 1				
2- 3	0- 1	0- 1	NEUTRAL	0- 1	1- 0	1- 0				
8- 3	0- 1	0- 1	NON-CONFERENCE	1- 1	2- 0	5- 0				
4- 0	0- 0	0- 0	HOME	1- 0	1- 0	2- 0				
2- 0	0- 0	0- 0	AWAY	0- 0	0- 0	2- 0				
2- 3	0- 1	0- 1	NEUTRAL	0- 1	1- 0	1- 0				
7- 5	0- 0	0- 0	CONFERENCE	1- 2	1- 1	5- 2				
4- 2	0- 0	0- 0	HOME	0- 1	1- 0	3- 1				
3- 3	0- 0	0- 0	AWAY	1- 1	0- 1	2- 1				
0- 0	0- 0	0- 0	NEUTRAL	0- 0	0- 0	0- 0				

RPI 1-25				RPI 26-50				RPI 51-100				Team's RPI: 86	RPI 101+			
RPI	S	Opponent	Score	RPI	S	Opponent	Score	RPI	S	Opponent	Score		RPI	S	Opponent	Score
6	N	Oregon St.	59 62	28	N	South Fla.	42 77	69	A	Colorado St.	41 44		103	A	Wyoming	57 79
								69	H	Colorado St.	37 57		103	H	Wyoming	51 46
								75	H	Southern California	77 66		107	H	Ole Miss	64 57
								85	A	Boise St.	58 55		141	N	Idaho	73 61
								97	N	BYU	54 63		154	A	New Mexico	61 52
													154	H	New Mexico	56 42
													171	H	Houston	64 53
													185	H	Utah St.	55 53
													195	N	New Mexico St.	52 47
													202	H	San Jose St.	65 76
													259	H	Tennessee St.	69 48
													261	A	San Diego St.	68 87
													286	H	Nevada	60 41
													307	A	Pepperdine	68 61
													310	A	Air Force	60 56
													328	A	UC Irvine	62 46
LAST 12 Division I GAMES:																
286	H	Nevada	60 41	261	A	San Diego St.	68 87									
69	A	Colorado St.	41 44	154	H	New Mexico	56 42									
154	A	New Mexico	61 52	185	H	Utah St.	55 53									
202	H	San Jose St.	65 76	85	A	Boise St.	58 55									
103	H	Wyoming	51 46	103	A	Wyoming	57 79									
310	A	Air Force	60 56	69	H	Colorado St.	37 57									

Non-Div I Games: Concordia (CA) 102 46

UNLV

■ Loss, 
 ■ Non-Conf, S Site, 
 ■ Home 
 ■ Away 
 N Neutral

## USC Upstate

Through Games Of Feb. 9, 2017

Average RPI Win:	294	WON-LOST	WINNING	LAST 10	STRENGTH OF	OPP. STRENGTH	TEAM	ADJ.	CONF.	ADJ CONF.
Average RPI Loss:	194	RECORD	PCT. RANK	GAMES	SCHEDULE	OF SCHEDULE	RPI	RPI	RPI	RPI
DIV. I ONLY	6- 15	287	3- 7	314	288	319	319	24	24	
DIV. I NON-CONF.	4- 8	230	2- 1	286	327	287	287	23	23	
TOTALS	RPI 1-25	RPI 26-50	W-L RECORDS	RPI 51-100	RPI 101-150	RPI 150+				
6- 15	0- 0	0- 0	OVERALL	0- 4	0- 2	6- 9				
3- 7	0- 0	0- 0	HOME	0- 1	0- 1	3- 5				
3- 8	0- 0	0- 0	AWAY	0- 3	0- 1	3- 4				
0- 0	0- 0	0- 0	NEUTRAL	0- 0	0- 0	0- 0				
4- 8	0- 0	0- 0	NON-CONFERENCE	0- 2	0- 1	4- 5				
1- 4	0- 0	0- 0	HOME	0- 0	0- 1	1- 3				
3- 4	0- 0	0- 0	AWAY	0- 2	0- 0	3- 2				
0- 0	0- 0	0- 0	NEUTRAL	0- 0	0- 0	0- 0				
2- 7	0- 0	0- 0	CONFERENCE	0- 2	0- 1	2- 4				
2- 3	0- 0	0- 0	HOME	0- 1	0- 0	2- 2				
0- 4	0- 0	0- 0	AWAY	0- 1	0- 1	0- 2				
0- 0	0- 0	0- 0	NEUTRAL	0- 0	0- 0	0- 0				

RPI 1-25				RPI 26-50				RPI 51-100				RPI 101+				Team's RPI: 319	
RPI	S	Opponent	Score	RPI	S	Opponent	Score	RPI	S	Opponent	Score	RPI	S	Opponent	Score		
								59	A	West Virginia	33	91	115	A	Stetson	68	80
								83	H	Jacksonville	47	65	133	H	William & Mary	46	49
								90	A	FGCU	43	93	182	A	Illinois	57	77
								96	A	Purdue	41	71	221	H	Campbell	41	56
													223	A	Presbyterian	55	48
													237	H	UNC Asheville	59	70
													240	H	UMES	76	63
													254	A	Furman	37	57
													276	H	North Florida	67	78
													284	A	Kennesaw St.	67	74
													284	H	Kennesaw St.	71	79
													292	H	Gardner-Webb	53	57
													304	A	Lipscomb	77	84
													304	H	Lipscomb	89	75
													315	H	NJIT	75	58
													340	A	South Carolina St.	73	67
													344	A	N.C. Central	68	58
LAST 12 Division I GAMES:																	
304	H	Lipscomb	89	75	276	H	North Florida	67	78								
284	A	Kennesaw St.	67	74	83	H	Jacksonville	47	65								
304	A	Lipscomb	77	84	315	H	NJIT	75	58								
284	H	Kennesaw St.	71	79	344	A	N.C. Central	68	58								
90	A	FGCU	43	93	240	H	UMES	76	63								
115	A	Stetson	68	80	237	H	UNC Asheville	59	70								

Non-Div I Games: Bob Jones 92 50 Converse 93 35 Warren Wilson 91 53

USC Upstate

Loss, Non-Conf, S Site, H Home A Away N Neutral

Average RPI Win:	211	WON-LOST	WINNING	LAST 10	STRENGTH OF	OPP. STRENGTH	TEAM	ADJ.	CONF.	ADJ CONF.
Average RPI Loss:	91	RECORD	PCT. RANK	GAMES	SCHEDULE	OF SCHEDULE	RPI	RPI	RPI	RPI
DIV. I ONLY	13- 6	76	7- 3	116	178	84	84	21	21	
DIV. I NON-CONF.	5- 3	121	0- 1	68	67	64	64	19	19	
TOTALS	RPI 1-25	RPI 26-50	W-L RECORDS	RPI 51-100	RPI 101-150	RPI 150+				
13- 6	0- 1	0- 1	OVERALL	1- 1	0- 2	12- 1				
6- 3	0- 0	0- 1	HOME	0- 0	0- 1	6- 1				
6- 3	0- 1	0- 0	AWAY	1- 1	0- 1	5- 0				
1- 0	0- 0	0- 0	NEUTRAL	0- 0	0- 0	1- 0				
5- 3	0- 1	0- 0	NON-CONFERENCE	1- 1	0- 1	4- 0				
2- 1	0- 0	0- 0	HOME	0- 0	0- 1	2- 0				
2- 2	0- 1	0- 0	AWAY	1- 1	0- 0	1- 0				
1- 0	0- 0	0- 0	NEUTRAL	0- 0	0- 0	1- 0				
8- 3	0- 0	0- 1	CONFERENCE	0- 0	0- 1	8- 1				
4- 2	0- 0	0- 1	HOME	0- 0	0- 0	4- 1				
4- 1	0- 0	0- 0	AWAY	0- 0	0- 1	4- 0				
0- 0	0- 0	0- 0	NEUTRAL	0- 0	0- 0	0- 0				

RPI 1-25			RPI 26-50			RPI 51-100			Team's RPI: 84	RPI 101+		
RPI	S	Opponent	Score	RPI	S	Opponent	Score	RPI	S	Opponent	Score	RPI
22	A	Kansas St.	49 62	39	H	Little Rock	49 58	76	A	Texas Tech	60 79	105
								82	A	Western Ky.	71 68	H
										SFA	60 65	110
										Troy	68 85	H
										UTSA	75 54	A
										Appalachian St.	73 62	H
										Appalachian St.	74 63	A
										Seton Hall	86 61	H
										Texas St.	61 39	A
										Texas St.	69 75	H
										Louisiana	79 66	H
										Wichita St.	74 70	H
										South Ala.	73 49	A
										San Diego St.	64 58	N
										Coastal Caro.	70 41	A
										Coastal Caro.	60 58	H
										La.-Monroe	93 59	H
LAST 12 Division I GAMES:												
39	H	Little Rock	49 58	110	A	Troy	68 85					
193	H	Texas St.	69 75	245	A	South Ala.	73 49					
184	A	Appalachian St.	73 62	193	A	Texas St.	61 39					
263	A	Coastal Caro.	70 41	263	H	Coastal Caro.	60 58					
330	H	La.-Monroe	93 59	184	H	Appalachian St.	74 63					
194	H	Louisiana	79 66	76	A	Texas Tech	60 79					

Non-Div I Games: Tex. A&M-Commerce 80 50 Eastern N.M. 65 48

UT Arlington

Loss, Non-Conf, S Site, H Home A Away N Neutral

Average RPI Win:	267	WON-LOST	WINNING	LAST 10	STRENGTH OF	OPP. STRENGTH	TEAM	ADJ.	CONF.	ADJ CONF.
Average RPI Loss:	151	RECORD	PCT. RANK	GAMES	SCHEDULE	OF SCHEDULE	RPI	RPI	RPI	RPI
DIV. I ONLY	8- 17	272	4- 6	208	180	267	267	26	26	
DIV. I NON-CONF.	3- 10	280	0- 0	141	40	237	237	26	26	
TOTALS	RPI 1-25	RPI 26-50	W-L RECORDS	RPI 51-100	RPI 101-150	RPI 150+				
8- 17	0- 2	0- 3	OVERALL	0- 2	0- 2	8- 8				
6- 6	0- 1	0- 0	HOME	0- 1	0- 1	6- 3				
2- 11	0- 1	0- 3	AWAY	0- 1	0- 1	2- 5				
0- 0	0- 0	0- 0	NEUTRAL	0- 0	0- 0	0- 0				
3- 10	0- 2	0- 3	NON-CONFERENCE	0- 1	0- 2	3- 2				
2- 3	0- 1	0- 0	HOME	0- 1	0- 1	2- 0				
1- 7	0- 1	0- 3	AWAY	0- 0	0- 1	1- 2				
0- 0	0- 0	0- 0	NEUTRAL	0- 0	0- 0	0- 0				
5- 7	0- 0	0- 0	CONFERENCE	0- 1	0- 0	5- 6				
4- 3	0- 0	0- 0	HOME	0- 0	0- 0	4- 3				
1- 4	0- 0	0- 0	AWAY	0- 1	0- 0	1- 3				
0- 0	0- 0	0- 0	NEUTRAL	0- 0	0- 0	0- 0				

RPI 1-25				RPI 26-50				RPI 51-100				RPI 101+ Team's RPI: 267			
RPI	S	Opponent	Score	RPI	S	Opponent	Score	RPI	S	Opponent	Score	RPI	S	Opponent	Score
12	H	Louisville	57 100	33	A	Missouri	69 80	78	A	Belmont	66 71	102	H	Vanderbilt	77 79
15	A	DePaul	68 100	44	A	Ohio	55 72	88	H	Chattanooga	60 80	132	A	Oral Roberts	53 82
				49	A	Northwestern	59 82					178	H	Southern Ill.	76 68
												190	H	Morehead St.	68 89
												211	H	SIUE	68 70
												239	A	Samford	62 69
												242	H	Austin Peay	83 80
												243	A	Murray St.	90 70
												251	H	Jacksonville St.	94 83
												258	A	Tennessee Tech	71 81
												259	A	Tennessee St.	80 85
												278	A	N.C. A&T	59 74
												279	H	Southeast Mo. St.	79 82
												281	A	Western Caro.	84 72
												303	A	Eastern Ill.	70 80
												303	H	Eastern Ill.	74 72
												311	H	Eastern Ky.	66 56
												324	H	Arkansas St.	68 63
LAST 12 Division I GAMES:															
303	H	Eastern Ill.	74 72	303	A	Eastern Ill.	70 80								
311	H	Eastern Ky.	66 56	279	H	Southeast Mo. St.	79 82								
258	A	Tennessee Tech	71 81	259	A	Tennessee St.	80 85								
243	A	Murray St.	90 70	78	A	Belmont	66 71								
242	H	Austin Peay	83 80	190	H	Morehead St.	68 89								
211	H	SIUE	68 70	251	H	Jacksonville St.	94 83								

Non-Div I Games:

UT Martin

■ Loss, 
■ Non-Conf, S Site, 
■ Home 
■ Away 
N Neutral

Average RPI Win:	276	WON-LOST	WINNING	LAST 10	STRENGTH OF	OPP. STRENGTH	TEAM	ADJ.	CONF.	ADJ CONF.
Average RPI Loss:	141	RECORD	PCT. RANK	GAMES	SCHEDULE	OF SCHEDULE	RPI	RPI	RPI	RPI
DIV. I ONLY	5- 17	306	3- 7	158	151	293	293	15	15	
DIV. I NON-CONF.	2- 9	293	1- 0	118	203	297	297	16	16	
TOTALS	RPI 1-25	RPI 26-50	W-L RECORDS	RPI 51-100	RPI 101-150	RPI 150+				
5- 17	0- 2	0- 1	OVERALL	0- 2	0- 2	5- 10				
4- 6	0- 0	0- 0	HOME	0- 1	0- 1	4- 4				
1- 6	0- 0	0- 0	AWAY	0- 1	0- 0	1- 5				
0- 5	0- 2	0- 1	NEUTRAL	0- 0	0- 1	0- 1				
2- 9	0- 2	0- 1	NON-CONFERENCE	0- 0	0- 1	2- 5				
2- 3	0- 0	0- 0	HOME	0- 0	0- 0	2- 3				
0- 1	0- 0	0- 0	AWAY	0- 0	0- 0	0- 1				
0- 5	0- 2	0- 1	NEUTRAL	0- 0	0- 1	0- 1				
3- 8	0- 0	0- 0	CONFERENCE	0- 2	0- 1	3- 5				
2- 3	0- 0	0- 0	HOME	0- 1	0- 1	2- 1				
1- 5	0- 0	0- 0	AWAY	0- 1	0- 0	1- 4				
0- 0	0- 0	0- 0	NEUTRAL	0- 0	0- 0	0- 0				

RPI S	Opponent	Score	RPI S	Opponent	Score	RPI S	Opponent	Score	RPI S	Opponent	Score	Team's RPI: 293
22 N	Kansas St.	40 61	34 N	North Carolina St.	55 71	81 A	Middle Tenn.	53 76	111 H	Southern Miss.	68 79	
23 N	LSU	45 78				82 H	Western Ky.	54 71	122 N	Alabama	60 78	
									154 A	New Mexico	66 79	
									155 A	UTSA	76 97	
									155 H	UTSA	81 83	
									158 N	Pittsburgh	46 71	
									163 A	Louisiana Tech	61 69	
									163 H	Louisiana Tech	69 62	
									176 A	UAB	61 74	
									195 H	New Mexico St.	59 67	
									203 H	Texas Southern	68 89	
									250 H	Marshall	84 74	
									275 A	FIU	87 88	
									290 H	CSU Bakersfield	74 61	
									291 H	Northern Ariz.	51 65	
									334 A	Fla. Atlantic	51 50	
									342 H	Houston Baptist	75 45	
LAST 12 Division I GAMES:												
163 A	Louisiana Tech	61 69	334 A	Fla. Atlantic	51 50							
81 A	Middle Tenn.	53 76	275 A	FIU	87 88							
176 A	UAB	61 74	111 H	Southern Miss.	68 79							
250 H	Marshall	84 74	163 H	Louisiana Tech	69 62							
82 H	Western Ky.	54 71	155 H	UTSA	81 83							
155 A	UTSA	76 97	290 H	CSU Bakersfield	74 61							

Non-Div I Games: Western N.M. 93 46

UTEP

Loss, Non-Conf, S Site, H Home A Away N Neutral

Average RPI Win: <b>297</b>	WON-LOST	WINNING	LAST 10	STRENGTH OF	OPP. STRENGTH	TEAM	ADJ.	CONF.	ADJ CONF.
Average RPI Loss: <b>147</b>	RECORD	PCT. RANK	GAMES	SCHEDULE	OF SCHEDULE	RPI	RPI	RPI	RPI
DIV. I ONLY	13- 9	125	3- 2	348	129	235	235	29	29
DIV. I NON-CONF.	7- 6	157	1- 1	335	39	210	210	30	30
<hr/>									
TOTALS	RPI 1-25	RPI 26-50	W-L RECORDS	RPI 51-100	RPI 101-150	RPI 150+			
13- 9	0- 2	0- 0	OVERALL	0- 1	0- 1	13- 5			
8- 2	0- 0	0- 0	HOME	0- 0	0- 0	8- 2			
4- 7	0- 2	0- 0	AWAY	0- 1	0- 1	4- 3			
1- 0	0- 0	0- 0	NEUTRAL	0- 0	0- 0	1- 0			
7- 6	0- 2	0- 0	NON-CONFERENCE	0- 1	0- 1	7- 2			
4- 1	0- 0	0- 0	HOME	0- 0	0- 0	4- 1			
2- 5	0- 2	0- 0	AWAY	0- 1	0- 1	2- 1			
1- 0	0- 0	0- 0	NEUTRAL	0- 0	0- 0	1- 0			
6- 3	0- 0	0- 0	CONFERENCE	0- 0	0- 0	6- 3			
4- 1	0- 0	0- 0	HOME	0- 0	0- 0	4- 1			
2- 2	0- 0	0- 0	AWAY	0- 0	0- 0	2- 2			
0- 0	0- 0	0- 0	NEUTRAL	0- 0	0- 0	0- 0			

RPI 1-25				RPI 26-50				RPI 51-100				RPI 101+ Team's RPI: 235			
RPI	S	Opponent	Score	RPI	S	Opponent	Score	RPI	S	Opponent	Score	RPI	S	Opponent	Score
7	A	Texas	61 <b>85</b>					64	A	Oklahoma St.	53 <b>86</b>	125	A	Abilene Christian	54 <b>70</b>
17	A	Oklahoma	59 <b>92</b>									171	H	Houston	52 <b>68</b>
												199	A	Nebraska	53 <b>71</b>
												205	N	North Texas	74 69
												224	H	Seattle U	54 <b>67</b>
												225	A	Grand Canyon	59 <b>60</b>
												225	H	Grand Canyon	52 49
												280	H	North Dakota St.	81 67
												283	H	Prairie View	82 74
												289	A	A&M-Corpus Christi	68 65
												289	H	A&M-Corpus Christi	55 46
												290	A	CSU Bakersfield	46 <b>74</b>
												314	A	UMKC	63 52
												314	H	UMKC	74 39
												329	A	Chicago St.	57 46
												329	H	Chicago St.	71 43
												331	H	Utah Valley	64 55
												337	A	Sam Houston St.	69 45
												337	H	Sam Houston St.	78 50
<hr/>															
LAST 12 Division I GAMES:															
125	A	Abilene Christian	54 <b>70</b>	329	A	Chicago St.	57 46								
205	N	North Texas	74 69	225	A	Grand Canyon	59 <b>60</b>								
225	H	Grand Canyon	52 49	290	A	CSU Bakersfield	46 <b>74</b>								
314	A	UMKC	63 52	314	H	UMKC	74 39								
224	H	Seattle U	54 <b>67</b>	329	H	Chicago St.	71 43								
331	H	Utah Valley	64 55	289	H	A&M-Corpus Christi	55 46								

Non-Div I Games: St. Thomas (TX) 63 56 Texas Lutheran 68 52 Evangel 86 55

UTRGV

Loss, Non-Conf, S Site, H Home A Away N Neutral

Average RPI Win:	218	WON-LOST	WINNING	LAST 10	STRENGTH OF	OPP. STRENGTH	TEAM	ADJ.	CONF.	ADJ CONF.
Average RPI Loss:	100	RECORD	PCT. RANK	GAMES	SCHEDULE	OF SCHEDULE	RPI	RPI	RPI	RPI
DIV. I ONLY	10- 10	168	6- 4	120	113	155	155	15	15	
DIV. I NON-CONF.	3- 6	230	1- 0	26	52	176	176	16	16	
TOTALS	RPI 1-25	RPI 26-50	W-L RECORDS	RPI 51-100	RPI 101-150	RPI 150+				
10- 10	0- 1	0- 2	OVERALL	1- 2	1- 3	8- 2				
6- 5	0- 0	0- 1	HOME	1- 0	1- 2	4- 2				
4- 5	0- 1	0- 1	AWAY	0- 2	0- 1	4- 0				
0- 0	0- 0	0- 0	NEUTRAL	0- 0	0- 0	0- 0				
3- 6	0- 1	0- 2	NON-CONFERENCE	0- 1	1- 1	2- 1				
3- 3	0- 0	0- 1	HOME	0- 0	1- 1	2- 1				
0- 3	0- 1	0- 1	AWAY	0- 1	0- 0	0- 0				
0- 0	0- 0	0- 0	NEUTRAL	0- 0	0- 0	0- 0				
7- 4	0- 0	0- 0	CONFERENCE	1- 1	0- 2	6- 1				
3- 2	0- 0	0- 0	HOME	1- 0	0- 1	2- 1				
4- 2	0- 0	0- 0	AWAY	0- 1	0- 1	4- 0				
0- 0	0- 0	0- 0	NEUTRAL	0- 0	0- 0	0- 0				

RPI 1-25				RPI 26-50				RPI 51-100				RPI 101+ Team's RPI: 155			
RPI	S	Opponent	Score	RPI	S	Opponent	Score	RPI	S	Opponent	Score	RPI	S	Opponent	Score
7	A	Texas	43 76	38	A	Oregon	63 77	81	A	Middle Tenn.	63 77	106	H	Northern Colo.	66 73
				43	H	Tulane	66 75	82	H	Western Ky.	80 77	111	A	Southern Miss.	71 74
								84	A	UT Arlington	54 75	111	H	Southern Miss.	68 69
												125	H	Abilene Christian	71 68
												163	H	Louisiana Tech	63 61
												171	H	Houston	49 56
												176	A	UAB	82 67
												193	H	Texas St.	72 47
												241	H	Liberty	80 64
												250	H	Marshall	81 88
												275	A	FIU	70 61
												293	A	UTEP	83 81
												293	H	UTEP	97 76
												334	A	Fla. Atlantic	72 62
LAST 12 Division I GAMES:															
111	A	Southern Miss.	71 74	275	A	FIU	70 61								
176	A	UAB	82 67	334	A	Fla. Atlantic	72 62								
81	A	Middle Tenn.	63 77	163	H	Louisiana Tech	63 61								
82	H	Western Ky.	80 77	111	H	Southern Miss.	68 69								
250	H	Marshall	81 88	293	A	UTEP	83 81								
293	H	UTEP	97 76	241	H	Liberty	80 64								

Non-Div I Games: Tex. A&M-Kingsville70 44 Angelo St. 77 85

UTSA

Loss, Non-Conf, S Site, H Home A Away N Neutral

Average RPI Win:	168	WON-LOST	WINNING	LAST 10	STRENGTH OF	OPP. STRENGTH	TEAM	ADJ.	CONF.	ADJ CONF.
Average RPI Loss:	40	RECORD	PCT. RANK	GAMES	SCHEDULE	OF SCHEDULE	RPI	RPI	RPI	RPI
DIV. I ONLY	14- 9	116	2- 8	45	59	63	63	1	1	
DIV. I NON-CONF.	11- 0	1	0- 0	166	296	26	26	1	1	
TOTALS	RPI 1-25	RPI 26-50	W-L RECORDS	RPI 51-100	RPI 101-150	RPI 150+				
14- 9	0- 5	1- 1	OVERALL	5- 2	1- 1	7- 0				
9- 5	0- 3	1- 0	HOME	3- 1	0- 1	5- 0				
4- 4	0- 2	0- 1	AWAY	1- 1	1- 0	2- 0				
1- 0	0- 0	0- 0	NEUTRAL	1- 0	0- 0	0- 0				
11- 0	0- 0	0- 0	NON-CONFERENCE	3- 0	1- 0	7- 0				
7- 0	0- 0	0- 0	HOME	2- 0	0- 0	5- 0				
3- 0	0- 0	0- 0	AWAY	0- 0	1- 0	2- 0				
1- 0	0- 0	0- 0	NEUTRAL	1- 0	0- 0	0- 0				
3- 9	0- 5	1- 1	CONFERENCE	2- 2	0- 1	0- 0				
2- 5	0- 3	1- 0	HOME	1- 1	0- 1	0- 0				
1- 4	0- 2	0- 1	AWAY	1- 1	0- 0	0- 0				
0- 0	0- 0	0- 0	NEUTRAL	0- 0	0- 0	0- 0				

RPI 1-25				RPI 26-50				RPI 51-100 Team's RPI: 63				RPI 101+			
RPI	S	Opponent	Score	RPI	S	Opponent	Score	RPI	S	Opponent	Score	RPI	S	Opponent	Score
6	A	Oregon St.	44 70	38	A	Oregon	66 84	53	H	Washington St.	55 61	124	H	Arizona	70 81
9	H	Washington	53 82	40	H	California	63 57	65	H	Montana St.	74 64	127	A	St. Mary's (CA)	63 62
10	A	UCLA	56 67					75	A	Southern California	58 53	157	A	Fresno St.	65 55
13	H	Stanford	58 77					87	A	Colorado	49 54	185	H	Utah St.	65 58
24	H	Arizona St.	44 66					87	H	Colorado	58 53	220	H	Weber St.	71 52
								97	H	BYU	77 60	286	A	Nevada	80 50
								98	N	Charlotte	81 68	291	H	Northern Ariz.	78 65
												295	H	Southern Utah	69 43
												331	H	Utah Valley	100 52
LAST 12 Division I GAMES:															
53	H	Washington St.	55 61	40	H	California	63 57								
9	H	Washington	53 82	13	H	Stanford	58 77								
87	H	Colorado	58 53	124	H	Arizona	70 81								
87	A	Colorado	49 54	24	H	Arizona St.	44 66								
38	A	Oregon	66 84	75	A	Southern California	58 53								
6	A	Oregon St.	44 70	10	A	UCLA	56 67								

Non-Div I Games:

Utah



Average RPI Win:	227	WON-LOST	WINNING	LAST 10	STRENGTH OF	OPP. STRENGTH	TEAM	ADJ.	CONF.	ADJ CONF.
Average RPI Loss:	123	RECORD	PCT. RANK	GAMES	SCHEDULE	OF SCHEDULE	RPI	RPI	RPI	RPI
DIV. I ONLY	12- 10	148	5- 5	206	184	185	185	13	13	
DIV. I NON-CONF.	6- 4	126	0- 0	332	261	243	243	15	15	
TOTALS	RPI 1-25	RPI 26-50	W-L RECORDS	RPI 51-100	RPI 101-150	RPI 150+				
12- 10	0- 0	0- 0	OVERALL	3- 5	0- 2	9- 3				
8- 4	0- 0	0- 0	HOME	3- 1	0- 1	5- 2				
3- 6	0- 0	0- 0	AWAY	0- 4	0- 1	3- 1				
1- 0	0- 0	0- 0	NEUTRAL	0- 0	0- 0	1- 0				
6- 4	0- 0	0- 0	NON-CONFERENCE	1- 2	0- 1	5- 1				
4- 2	0- 0	0- 0	HOME	1- 1	0- 0	3- 1				
1- 2	0- 0	0- 0	AWAY	0- 1	0- 1	1- 0				
1- 0	0- 0	0- 0	NEUTRAL	0- 0	0- 0	1- 0				
6- 6	0- 0	0- 0	CONFERENCE	2- 3	0- 1	4- 2				
4- 2	0- 0	0- 0	HOME	2- 0	0- 1	2- 1				
2- 4	0- 0	0- 0	AWAY	0- 3	0- 0	2- 1				
0- 0	0- 0	0- 0	NEUTRAL	0- 0	0- 0	0- 0				

RPI 1-25			RPI 26-50			RPI 51-100			RPI 101+			Team's RPI: 185
RPI	S	Opponent	Score	RPI	S	Opponent	Score	RPI	S	Opponent	Score	
						63 A Utah	58 65	103 H Wyoming		48 71		
						65 H Montana St.	64 56	124 A Arizona		57 61		
						69 A Colorado St.	43 74	154 A New Mexico		67 78		
						69 H Colorado St.	55 48	154 H New Mexico		58 68		
						85 A Boise St.	56 76	157 A Fresno St.		52 47		
						85 H Boise St.	65 63	177 H Idaho St.		69 56		
						86 A UNLV	53 55	261 H San Diego St.		53 47		
						97 H BYU	40 60	286 A Nevada		81 69		
								295 H Southern Utah		54 70		
								310 H Air Force		65 62		
								327 A Montana		65 47		
								328 H UC Irvine		66 52		
								331 H Utah Valley		56 45		
								333 N Incarnate Word		79 46		
LAST 12 Division I GAMES:												
						69 H Colorado St.	55 48	261 H San Diego St.		53 47		
						85 H Boise St.	65 63	103 H Wyoming		48 71		
						286 A Nevada	81 69	86 A UNLV		53 55		
						157 A Fresno St.	52 47	154 A New Mexico		67 78		
						154 H New Mexico	58 68	310 H Air Force		65 62		
						69 A Colorado St.	43 74	85 A Boise St.		56 76		

Non-Div I Games: Westminster (UT) 72 49

Utah St.

## Utah Valley

Through Games Of Feb. 9, 2017

Average RPI Win:	309	WON-LOST	WINNING	LAST 10	STRENGTH OF	OPP. STRENGTH	TEAM	ADJ.	CONF.	ADJ CONF.
Average RPI Loss:	201	RECORD	PCT. RANK	GAMES	SCHEDULE	OF SCHEDULE	RPI	RPI	RPI	RPI
DIV. I ONLY	5- 16	304	2- 6	323	276	331	331	29	29	
DIV. I NON-CONF.	3- 10	280	0- 2	307	237	324	324	30	30	
TOTALS	RPI 1-25	RPI 26-50	W-L RECORDS	RPI 51-100	RPI 101-150	RPI 150+				
5- 16	0- 0	0- 0	OVERALL	0- 3	0- 1	5- 12				
3- 6	0- 0	0- 0	HOME	0- 1	0- 1	3- 4				
2- 8	0- 0	0- 0	AWAY	0- 0	0- 0	2- 2				
0- 2	0- 0	0- 0	NEUTRAL	0- 1	0- 0	0- 1				
3- 10	0- 0	0- 0	NON-CONFERENCE	0- 3	0- 1	3- 6				
2- 3	0- 0	0- 0	HOME	0- 1	0- 1	2- 1				
1- 5	0- 0	0- 0	AWAY	0- 1	0- 0	1- 4				
0- 2	0- 0	0- 0	NEUTRAL	0- 1	0- 0	0- 1				
2- 6	0- 0	0- 0	CONFERENCE	0- 0	0- 0	2- 6				
1- 3	0- 0	0- 0	HOME	0- 0	0- 0	1- 3				
1- 3	0- 0	0- 0	AWAY	0- 0	0- 0	1- 3				
0- 0	0- 0	0- 0	NEUTRAL	0- 0	0- 0	0- 0				

RPI S	Opponent	Score	RPI S	Opponent	Score	RPI S	Opponent	Score	RPI S	Opponent	Score	Team's RPI: 331
						62 N	Central Mich.	62 71	148 H	Eastern Wash.	50 83	
						63 A	Utah	52 100	177 A	Idaho St.	56 61	
						97 H	BYU	50 68	185 A	Utah St.	45 56	
									195 A	New Mexico St.	46 63	
									211 N	SIUE	64 71	
									220 H	Weber St.	61 64	
									224 H	Seattle U	51 69	
									225 H	Grand Canyon	46 62	
									235 A	UTRGV	55 64	
									264 A	Cal Poly	65 77	
									290 H	CSU Bakersfield	59 63	
									295 A	Southern Utah	70 64	
									300 H	Denver	72 58	
									307 H	Pepperdine	72 65	
									310 A	Air Force	53 64	
									314 A	UMKC	63 66	
									314 H	UMKC	58 39	
									329 A	Chicago St.	62 59	
LAST 12 Division I GAMES:												
314 H	UMKC	58 39	329 A	Chicago St.	62 59							
224 H	Seattle U	51 69	225 H	Grand Canyon	46 62							
195 A	New Mexico St.	46 63	177 A	Idaho St.	56 61							
235 A	UTRGV	55 64	185 A	Utah St.	45 56							
290 H	CSU Bakersfield	59 63	300 H	Denver	72 58							
314 A	UMKC	63 66	295 A	Southern Utah	70 64							

Non-Div I Games: Dixie St. 68 56 Antelope Valley 87 47

Utah Valley

Loss, Non-Conf, S Site, H Home A Away N Neutral

Average RPI Win: <b>213</b>	WON-LOST	WINNING	LAST 10	STRENGTH OF	OPP. STRENGTH	TEAM	ADJ.	CONF.	ADJ CONF.
Average RPI Loss: <b>101</b>	RECORD	PCT. RANK	GAMES	SCHEDULE	OF SCHEDULE	RPI	RPI	RPI	RPI
DIV. I ONLY	<b>13- 12</b>	<b>165</b>	<b>5- 5</b>	<b>84</b>	<b>183</b>	<b>130</b>	<b>130</b>	<b>12</b>	<b>12</b>
DIV. I NON-CONF.	<b>7- 6</b>	<b>157</b>	<b>1- 0</b>	<b>99</b>	<b>182</b>	<b>123</b>	<b>123</b>	<b>13</b>	<b>13</b>
TOTALS	RPI 1-25	RPI 26-50	W-L RECORDS	RPI 51-100	RPI 101-150	RPI 150+			
13- 12	0- 0	0- 0	OVERALL	1- 5	1- 6	11- 1			
7- 5	0- 0	0- 0	HOME	0- 3	0- 2	7- 0			
4- 7	0- 0	0- 0	AWAY	0- 0	1- 0	3- 0			
2- 0	0- 0	0- 0	NEUTRAL	1- 0	0- 0	1- 0			
7- 6	0- 0	0- 0	NON-CONFERENCE	1- 3	0- 3	6- 0			
3- 3	0- 0	0- 0	HOME	0- 2	0- 1	3- 0			
2- 3	0- 0	0- 0	AWAY	0- 1	0- 2	2- 0			
2- 0	0- 0	0- 0	NEUTRAL	1- 0	0- 0	1- 0			
6- 6	0- 0	0- 0	CONFERENCE	0- 2	1- 3	5- 1			
4- 2	0- 0	0- 0	HOME	0- 1	0- 1	4- 0			
2- 4	0- 0	0- 0	AWAY	0- 1	1- 2	1- 1			
0- 0	0- 0	0- 0	NEUTRAL	0- 0	0- 0	0- 0			

RPI 1-25			RPI 26-50			RPI 51-100				RPI 101+			Team's RPI: 130		
RPI	S	Opponent	Score	RPI	S	Opponent	Score	RPI	S	Opponent	Score	RPI	S	Opponent	Score
								55	A	George Washington	67 81	107	A	Ole Miss	57 77
								56	H	Minnesota	69 79	112	A	Fordham	61 58
								57	A	Wake Forest	54 60	116	A	Saint Joseph's	58 64
								58	H	Dayton	48 68	117	A	Saint Louis	72 77
								66	N	Villanova	68 66	117	H	Saint Louis	48 62
								80	H	IUPUI	62 71	139	A	Old Dominion	60 70
												147	H	Iona	57 59
												161	H	Brown	85 72
												164	H	La Salle	61 56
												165	A	George Mason	59 70
												192	N	American	68 62
												221	A	Campbell	66 53
												230	H	UNCG	65 54
												236	A	Richmond	57 55
												236	H	Richmond	62 55
												254	A	Furman	75 61
												296	H	Coppin St.	73 44
												297	H	Massachusetts	55 52
												299	H	Rhode Island	68 57
LAST 12 Division I GAMES:															
				117	A	Saint Louis	72 77					165	A	George Mason	59 70
				58	H	Dayton	48 68					116	A	Saint Joseph's	58 64
				236	A	Richmond	57 55					117	H	Saint Louis	48 62
				297	H	Massachusetts	55 52					236	H	Richmond	62 55
				112	A	Fordham	61 58					164	H	La Salle	61 56
				299	H	Rhode Island	68 57					161	H	Brown	85 72

Non-Div I Games:

VCU

## Valparaiso

Through Games Of Feb. 9, 2017

Average RPI Win:	297	WON-LOST	WINNING	LAST 10	STRENGTH OF	OPP. STRENGTH	TEAM	ADJ.	CONF.	ADJ CONF.
Average RPI Loss:	173	RECORD	PCT. RANK	GAMES	SCHEDULE	OF SCHEDULE	RPI	RPI	RPI	RPI
DIV. I ONLY	4- 18	317	1- 9	214	233	317	317	20	20	
DIV. I NON-CONF.	3- 6	230	0- 0	292	166	288	288	20	20	
TOTALS	RPI 1-25	RPI 26-50	W-L RECORDS	RPI 51-100	RPI 101-150	RPI 150+				
4- 18	0- 1	0- 3	OVERALL	0- 0	0- 4	4- 10				
3- 7	0- 0	0- 1	HOME	0- 0	0- 1	3- 5				
1- 11	0- 0	0- 0	AWAY	0- 0	0- 0	1- 0				
0- 0	0- 0	0- 0	NEUTRAL	0- 0	0- 0	0- 0				
3- 6	0- 1	0- 1	NON-CONFERENCE	0- 0	0- 1	3- 3				
2- 2	0- 0	0- 0	HOME	0- 0	0- 0	2- 2				
1- 4	0- 1	0- 1	AWAY	0- 0	0- 1	1- 1				
0- 0	0- 0	0- 0	NEUTRAL	0- 0	0- 0	0- 0				
1- 12	0- 0	0- 2	CONFERENCE	0- 0	0- 3	1- 7				
1- 5	0- 0	0- 1	HOME	0- 0	0- 1	1- 3				
0- 7	0- 0	0- 1	AWAY	0- 0	0- 2	0- 4				
0- 0	0- 0	0- 0	NEUTRAL	0- 0	0- 0	0- 0				

RPI 1-25				RPI 26-50				RPI 51-100				RPI 101+ Team's RPI: 317			
RPI	S	Opponent	Score	RPI	S	Opponent	Score	RPI	S	Opponent	Score	RPI	S	Opponent	Score
2	A	Notre Dame	54 114	31	A	Green Bay	35 56					115	A	Stetson	75 87
				31	H	Green Bay	36 75					142	A	Wright St.	48 63
				50	A	Indiana	58 87					142	H	Wright St.	52 65
												144	A	Detroit	60 85
												162	A	Oakland	63 104
												174	H	Milwaukee	74 85
												191	A	Cleveland St.	60 71
												191	H	Cleveland St.	62 66
												227	H	Bradley	56 67
												241	H	Liberty	70 68
												270	H	Northern Ky.	55 70
												273	H	Evansville	65 70
												303	H	Eastern Ill.	73 68
												313	A	Youngstown St.	70 76
												313	H	Youngstown St.	77 60
												321	A	Illinois St.	56 77
												326	A	Ill.-Chicago	60 74
												329	A	Chicago St.	53 51
LAST 12 Division I GAMES:															
142	A	Wright St.	48 63	31	A	Green Bay	35 56								
191	H	Cleveland St.	62 66	313	A	Youngstown St.	70 76								
313	H	Youngstown St.	77 60	191	A	Cleveland St.	60 71								
326	A	Ill.-Chicago	60 74	174	H	Milwaukee	74 85								
142	H	Wright St.	52 65	31	H	Green Bay	36 75								
270	H	Northern Ky.	55 70	162	A	Oakland	63 104								

Non-Div I Games: Ind.-Kokomo 102 47 Grace (IN) 71 49

Valparaiso

■ Loss, 
 ■ Non-Conf, S Site, 
 ■ Home 
 ■ Away 
 N Neutral

Average RPI Win:	180	WON-LOST	WINNING	LAST 10	STRENGTH OF	OPP. STRENGTH	TEAM	ADJ.	CONF.	ADJ CONF.
Average RPI Loss:	49	RECORD	PCT. RANK	GAMES	SCHEDULE	OF SCHEDULE	RPI	RPI	RPI	RPI
DIV. I ONLY	11- 13	199	1- 9	47	32	102	102	2	2	
DIV. I NON-CONF.	10- 3	54	0- 1	115	128	53	53	2	2	
TOTALS	RPI 1-25	RPI 26-50	W-L RECORDS	RPI 51-100	RPI 101-150	RPI 150+				
11- 13	1- 6	1- 3	OVERALL	1- 1	1- 3	7- 0				
7- 5	1- 2	1- 2	HOME	1- 1	1- 0	3- 0				
3- 8	0- 4	0- 1	AWAY	0- 0	0- 3	3- 0				
1- 0	0- 0	0- 0	NEUTRAL	0- 0	0- 0	1- 0				
10- 3	1- 1	1- 1	NON-CONFERENCE	1- 0	0- 1	7- 0				
6- 1	1- 1	1- 0	HOME	1- 0	0- 0	3- 0				
3- 2	0- 0	0- 1	AWAY	0- 0	0- 1	3- 0				
1- 0	0- 0	0- 0	NEUTRAL	0- 0	0- 0	1- 0				
1- 10	0- 5	0- 2	CONFERENCE	0- 1	1- 2	0- 0				
1- 4	0- 1	0- 2	HOME	0- 1	1- 0	0- 0				
0- 6	0- 4	0- 0	AWAY	0- 0	0- 2	0- 0				
0- 0	0- 0	0- 0	NEUTRAL	0- 0	0- 0	0- 0				

RPI S	Opponent	Score	RPI S	Opponent	Score	RPI S	Opponent	Score	RPI S	Opponent	Score	Team's RPI: 102
4	A Mississippi St.	41 86	27	H Auburn	59 64	70	H Florida	73 93	101	A Georgia	68 70	
11	H Duke	77 73	33	H Missouri	68 74	72	H Drexel	73 63	122	H Alabama	87 80	
12	H Louisville	66 78	43	H Tulane	74 63				131	A Arkansas	56 59	
14	A Tennessee	63 91	50	A Indiana	61 94				145	A Memphis	59 75	
14	H Tennessee	57 70							189	A ETSU	80 72	
16	A Kentucky	63 71							211	N SIUE	73 63	
18	A Texas A&M	72 77							214	H Robert Morris	75 59	
									258	H Tennessee Tech	89 57	
									267	A UT Martin	79 77	
									284	H Kennesaw St.	86 54	
									310	A Air Force	75 49	
LAST 12 Division I GAMES:												
4	A Mississippi St.	41 86	33	H Missouri	68 74							
16	A Kentucky	63 71	27	H Auburn	59 64							
70	H Florida	73 93	101	A Georgia	68 70							
122	H Alabama	87 80	14	H Tennessee	57 70							
14	A Tennessee	63 91	18	A Texas A&M	72 77							
131	A Arkansas	56 59	145	A Memphis	59 75							

Non-Div I Games:

Vanderbilt

■ Loss, 
■ Non-Conf, S Site, 
■ Home 
■ Away 
N Neutral

Average RPI Win:	246	WON-LOST	WINNING	LAST 10	STRENGTH OF	OPP. STRENGTH	TEAM	ADJ.	CONF.	ADJ CONF.
Average RPI Loss:	166	RECORD	PCT. RANK	GAMES	SCHEDULE	OF SCHEDULE	RPI	RPI	RPI	RPI
DIV. I ONLY	7- 17	286	3- 7	140	297	268	268	22	22	
DIV. I NON-CONF.	3- 9	275	0- 0	163	337	300	300	22	22	
TOTALS	RPI 1-25	RPI 26-50	W-L RECORDS	RPI 51-100	RPI 101-150	RPI 150+				
7- 17	0- 1	0- 1	OVERALL	0- 2	1- 3	6- 10				
6- 5	0- 0	0- 0	HOME	0- 1	1- 0	5- 4				
1- 12	0- 1	0- 1	AWAY	0- 1	0- 3	1- 6				
0- 0	0- 0	0- 0	NEUTRAL	0- 0	0- 0	0- 0				
3- 9	0- 1	0- 1	NON-CONFERENCE	0- 0	0- 1	3- 6				
3- 3	0- 0	0- 0	HOME	0- 0	0- 0	3- 3				
0- 6	0- 1	0- 1	AWAY	0- 0	0- 1	0- 3				
0- 0	0- 0	0- 0	NEUTRAL	0- 0	0- 0	0- 0				
4- 8	0- 0	0- 0	CONFERENCE	0- 2	1- 2	3- 4				
3- 2	0- 0	0- 0	HOME	0- 1	1- 0	2- 1				
1- 6	0- 0	0- 0	AWAY	0- 1	0- 2	1- 3				
0- 0	0- 0	0- 0	NEUTRAL	0- 0	0- 0	0- 0				

RPI 1-25				RPI 26-50				RPI 51-100				RPI 101+ Team's RPI: 268			
RPI	S	Opponent	Score	RPI	S	Opponent	Score	RPI	S	Opponent	Score	RPI	S	Opponent	Score
25	A	Michigan	56 78	26	A	Temple	39 53	93	A	New Hampshire	47 66	128	A	Maine	43 59
								93	H	New Hampshire	49 57	128	H	Maine	55 52
												140	A	Albany (NY)	53 64
												150	A	Yale	48 77
												161	H	Brown	50 62
												162	A	Oakland	55 79
												166	A	Hartford	55 68
												166	H	Hartford	76 70
												174	H	Milwaukee	44 68
												207	A	Binghamton	61 76
												207	H	Binghamton	55 64
												213	H	Dartmouth	59 54
												231	A	UMBC	66 69
												248	H	Stony Brook	53 43
												255	A	Howard	57 64
												301	H	Bryant	57 63
												306	A	Central Conn. St.	76 78
												312	H	Holy Cross	63 52
												315	H	NJIT	64 42
												339	A	UMass Lowell	61 46
LAST 12 Division I GAMES:															
				93	A	New Hampshire	47 66	339	A	UMass Lowell	61 46				
				207	A	Binghamton	61 76	93	H	New Hampshire	49 57				
				166	H	Hartford	76 70	231	A	UMBC	66 69				
				128	A	Maine	43 59	207	H	Binghamton	55 64				
				248	H	Stony Brook	53 43	166	A	Hartford	55 68				
				140	A	Albany (NY)	53 64	128	H	Maine	55 52				

Non-Div I Games:

Vermont

Average RPI Win:	153	WON-LOST	WINNING	LAST 10	STRENGTH OF	OPP. STRENGTH	TEAM	ADJ.	CONF.	ADJ CONF.
Average RPI Loss:	44	RECORD	PCT. RANK	GAMES	SCHEDULE	OF SCHEDULE	RPI	RPI	RPI	RPI
DIV. I ONLY	12- 11	158	7- 3	22	57	66	66	7	7	
DIV. I NON-CONF.	5- 6	186	1- 0	11	44	78	78	7	7	
TOTALS	RPI 1-25	RPI 26-50	W-L RECORDS	RPI 51-100	RPI 101-150	RPI 150+				
12- 11	0- 5	1- 3	OVERALL	2- 1	2- 2	7- 0				
6- 5	0- 2	1- 2	HOME	1- 1	0- 0	4- 0				
5- 3	0- 2	0- 1	AWAY	0- 0	2- 0	3- 0				
1- 3	0- 1	0- 0	NEUTRAL	1- 0	0- 2	0- 0				
5- 6	0- 2	0- 1	NON-CONFERENCE	1- 1	2- 2	2- 0				
2- 2	0- 0	0- 1	HOME	0- 1	0- 0	2- 0				
2- 1	0- 1	0- 0	AWAY	0- 0	2- 0	0- 0				
1- 3	0- 1	0- 0	NEUTRAL	1- 0	0- 2	0- 0				
7- 5	0- 3	1- 2	CONFERENCE	1- 0	0- 0	5- 0				
4- 3	0- 2	1- 1	HOME	1- 0	0- 0	2- 0				
3- 2	0- 1	0- 1	AWAY	0- 0	0- 0	3- 0				
0- 0	0- 0	0- 0	NEUTRAL	0- 0	0- 0	0- 0				

RPI 1-25				RPI 26-50				RPI 51-100 Team's RPI: 66				RPI 101+			
RPI	S	Opponent	Score	RPI	S	Opponent	Score	RPI	S	Opponent	Score	RPI	S	Opponent	Score
4	N	Mississippi St.	62 108	26	H	Temple	48 83	55	H	George Washington	69 72	110	N	Troy	85 93
11	A	Duke	50 68	42	H	Marquette	71 77	61	H	St. John's (NY)	55 50	116	A	Saint Joseph's	62 54
15	H	DePaul	50 80	47	A	Georgetown	49 54	96	N	Purdue	58 44	120	A	Penn	60 48
21	A	Creighton	46 60	47	H	Georgetown	71 50					130	N	VCU	66 68
21	H	Creighton	44 47									164	H	La Salle	52 49
												170	A	Providence	64 59
												170	H	Providence	61 43
												172	A	Xavier	72 47
												186	H	Seton Hall	69 52
												234	A	Butler	70 69
												305	H	Lehigh	59 37
LAST 12 Division I GAMES:															
170	H	Providence	61 43	61	H	St. John's (NY)	55 50								
21	H	Creighton	44 47	186	H	Seton Hall	69 52								
47	A	Georgetown	49 54	21	A	Creighton	46 60								
172	A	Xavier	72 47	170	A	Providence	64 59								
234	A	Butler	70 69	47	H	Georgetown	71 50								
120	A	Penn	60 48	15	H	DePaul	50 80								

Non-Div I Games:

Villanova

■ Loss, 
■ Non-Conf, S Site, 
■ Home 
■ Away 
N Neutral

## Virginia

Through Games Of Feb. 9, 2017

Average RPI Win:	173	WON-LOST	WINNING	LAST 10	STRENGTH OF	OPP. STRENGTH	TEAM	ADJ.	CONF.	ADJ CONF.
Average RPI Loss:	50	RECORD	PCT. RANK	GAMES	SCHEDULE	OF SCHEDULE	RPI	RPI	RPI	RPI
DIV. I ONLY	15- 9	107	4- 6	101	36	74	74	3	3	
DIV. I NON-CONF.	11- 2	24	1- 0	271	92	81	81	4	4	
TOTALS	RPI 1-25	RPI 26-50	W-L RECORDS	RPI 51-100	RPI 101-150	RPI 150+				
15- 9	0- 4	1- 2	OVERALL	3- 2	2- 0	9- 1				
10- 2	0- 2	1- 0	HOME	3- 0	0- 0	6- 0				
4- 6	0- 2	0- 2	AWAY	0- 1	2- 0	2- 1				
1- 1	0- 0	0- 0	NEUTRAL	0- 1	0- 0	1- 0				
11- 2	0- 0	0- 1	NON-CONFERENCE	2- 1	1- 0	8- 0				
7- 0	0- 0	0- 0	HOME	2- 0	0- 0	5- 0				
3- 1	0- 0	0- 1	AWAY	0- 0	1- 0	2- 0				
1- 1	0- 0	0- 0	NEUTRAL	0- 1	0- 0	1- 0				
4- 7	0- 4	1- 1	CONFERENCE	1- 1	1- 0	1- 1				
3- 2	0- 2	1- 0	HOME	1- 0	0- 0	1- 0				
1- 5	0- 2	0- 1	AWAY	0- 1	1- 0	0- 1				
0- 0	0- 0	0- 0	NEUTRAL	0- 0	0- 0	0- 0				

RPI S Opponent	Score	RPI S Opponent	Score	RPI S Opponent	Score	RPI S Opponent	Score
2 A Notre Dame	74 82	35 A Syracuse	49 54	52 H Virginia Tech	76 27	101 A Georgia	66 43
11 H Duke	51 70	46 H Georgia Tech	65 64	58 H Dayton	66 56	108 A Clemson	69 37
12 H Louisville	81 86	49 A Northwestern	60 69	61 N St. John's (NY)	55 66	158 A Pittsburgh	54 62
20 A Miami (FL)	52 63			81 H Middle Tenn.	63 51	159 H Boston College	62 55
				100 A North Carolina	58 67	196 H Rutgers	62 54
						199 N Nebraska	73 51
						231 H UMBC	56 30
						236 A Richmond	63 56
						240 H UMES	60 50
						265 A Bowling Green	67 47
						296 H Coppin St.	103 40
						326 H Ill.-Chicago	76 39
LAST 12 Division I GAMES:							
20 A Miami (FL)	52 63	108 A Clemson	69 37				
11 H Duke	51 70	159 H Boston College	62 55				
46 H Georgia Tech	65 64	100 A North Carolina	58 67				
2 A Notre Dame	74 82	12 H Louisville	81 86				
52 H Virginia Tech	76 27	35 A Syracuse	49 54				
158 A Pittsburgh	54 62	58 H Dayton	66 56				

Non-Div I Games:

Virginia

■ Loss, 
 ■ Non-Conf, S Site, 
 ■ Home 
 ■ Away 
 N Neutral



Average RPI Win:	167	WON-LOST	WINNING	LAST 10	STRENGTH OF	OPP. STRENGTH	TEAM	ADJ.	CONF.	ADJ CONF.
Average RPI Loss:	26	RECORD	PCT. RANK	GAMES	SCHEDULE	OF SCHEDULE	RPI	RPI	RPI	RPI
DIV. I ONLY	16- 8	80	2- 8	56	49	52	52	3	3	
DIV. I NON-CONF.	13- 0	1	1- 0	242	168	39	39	4	4	
TOTALS	RPI 1-25	RPI 26-50	W-L RECORDS	RPI 51-100	RPI 101-150	RPI 150+				
16- 8	1- 5	2- 2	OVERALL	2- 1	3- 0	8- 0				
12- 4	1- 3	1- 1	HOME	2- 0	1- 0	7- 0				
4- 4	0- 0	1- 0	AWAY	0- 0	2- 0	1- 0				
0- 0	0- 0	0- 0	NEUTRAL	0- 0	0- 0	0- 0				
13- 0	1- 0	2- 0	NON-CONFERENCE	0- 0	2- 0	8- 0				
10- 0	1- 0	1- 0	HOME	0- 0	1- 0	7- 0				
3- 0	0- 0	1- 0	AWAY	0- 0	1- 0	1- 0				
0- 0	0- 0	0- 0	NEUTRAL	0- 0	0- 0	0- 0				
3- 8	0- 5	0- 2	CONFERENCE	2- 1	1- 0	0- 0				
2- 4	0- 3	0- 1	HOME	2- 0	0- 0	0- 0				
1- 4	0- 2	0- 1	AWAY	0- 1	1- 0	0- 0				
0- 0	0- 0	0- 0	NEUTRAL	0- 0	0- 0	0- 0				

RPI S	Opponent	Score	RPI S	Opponent	Score	RPI S	Opponent	Score	Team's RPI: 52	RPI S	Opponent	Score
2	H Notre Dame	59 76	27	A Auburn	92 87	57	H Wake Forest	72 70		108	A Clemson	78 69
5	H Florida St.	54 82	35	H Syracuse	72 82	74	A Virginia	27 76		134	A UCF	67 64
11	A Duke	59 84	46	A Georgia Tech	81 87	100	H North Carolina	76 68		137	H Radford	71 52
12	H Louisville	70 88	47	H Georgetown	73 63					181	A Col. of Charleston	71 61
14	H Tennessee	67 63								199	H Nebraska	76 67
20	A Miami (FL)	75 82								223	H Presbyterian	67 36
										237	H UNC Asheville	71 52
										265	H Bowling Green	98 51
										292	H Gardner-Webb	76 42
										306	H Central Conn. St.	81 47
										345	H Delaware St.	88 48
LAST 12 Division I GAMES:												
12	H Louisville	70 88	11	A Duke	59 84							
46	A Georgia Tech	81 87	57	H Wake Forest	72 70							
2	H Notre Dame	59 76	20	A Miami (FL)	75 82							
35	H Syracuse	72 82	108	A Clemson	78 69							
74	A Virginia	27 76	100	H North Carolina	76 68							
5	H Florida St.	54 82	345	H Delaware St.	88 48							

Non-Div I Games:

Virginia Tech

Average RPI Win:	334	WON-LOST	WINNING	LAST 10	STRENGTH OF	OPP. STRENGTH	TEAM	ADJ.	CONF.	ADJ CONF.
Average RPI Loss:	224	RECORD	PCT. RANK	GAMES	SCHEDULE	OF SCHEDULE	RPI	RPI	RPI	RPI
DIV. I ONLY	2- 20	340	2- 8	282	347	343	343	31	31	
DIV. I NON-CONF.	0- 10	335	0- 0	132	319	333	333	32	32	
TOTALS	RPI 1-25	RPI 26-50	W-L RECORDS	RPI 51-100	RPI 101-150	RPI 150+				
2- 20	0- 0	0- 0	OVERALL	0- 2	0- 3	2- 15				
1- 10	0- 0	0- 0	HOME	0- 0	0- 3	1- 7				
1- 10	0- 0	0- 0	AWAY	0- 2	0- 0	1- 8				
0- 0	0- 0	0- 0	NEUTRAL	0- 0	0- 0	0- 0				
0- 10	0- 0	0- 0	NON-CONFERENCE	0- 2	0- 3	0- 5				
0- 5	0- 0	0- 0	HOME	0- 0	0- 3	0- 2				
0- 5	0- 0	0- 0	AWAY	0- 2	0- 0	0- 3				
0- 0	0- 0	0- 0	NEUTRAL	0- 0	0- 0	0- 0				
2- 10	0- 0	0- 0	CONFERENCE	0- 0	0- 0	2- 10				
1- 5	0- 0	0- 0	HOME	0- 0	0- 0	1- 5				
1- 5	0- 0	0- 0	AWAY	0- 0	0- 0	1- 5				
0- 0	0- 0	0- 0	NEUTRAL	0- 0	0- 0	0- 0				

RPI 1-25				RPI 26-50				RPI 51-100				RPI 101+ Team's RPI: 343			
RPI	S	Opponent	Score	RPI	S	Opponent	Score	RPI	S	Opponent	Score	RPI	S	Opponent	Score
								61	A	St. John's (NY)	34 62	120	H	Penn	39 63
								93	A	New Hampshire	40 73	140	H	Albany (NY)	50 75
												150	H	Yale	52 66
												168	A	Army West Point	40 85
												169	H	Towson	40 69
												173	A	Princeton	44 107
												206	A	Sacred Heart	52 62
												206	H	Sacred Heart	56 70
												212	H	Saint Francis (PA)	46 67
												214	H	Robert Morris	63 82
												301	A	Bryant	61 70
												306	A	Central Conn. St.	53 66
												306	H	Central Conn. St.	71 83
												315	A	NJIT	45 68
												320	A	Mt. St. Mary's	47 66
												322	H	St. Francis Brooklyn	58 45
												332	A	LIU Brooklyn	64 69
												345	H	Delaware St.	49 61
												346	A	Fairleigh Dickinson	74 66
												346	H	Fairleigh Dickinson	53 59
LAST 12 Division I GAMES:															
306	H	Central Conn. St.	71 83	301	A	Bryant	61 70								
346	A	Fairleigh Dickinson	74 66	214	H	Robert Morris	63 82								
322	H	St. Francis Brooklyn	58 45	206	H	Sacred Heart	56 70								
212	H	Saint Francis (PA)	46 67	346	H	Fairleigh Dickinson	53 59								
332	A	LIU Brooklyn	64 69	320	A	Mt. St. Mary's	47 66								
206	A	Sacred Heart	52 62	306	A	Central Conn. St.	53 66								

Non-Div I Games: Staten Island 62 60

Wagner

■ Loss, 
 ■ Non-Conf, 
 ■ S Site, 
 ■ H Home 
 ■ A Away 
 N Neutral

## Wake Forest

Through Games Of Feb. 9, 2017

Average RPI Win:	155	WON-LOST	WINNING	LAST 10	STRENGTH OF	OPP. STRENGTH	TEAM	ADJ.	CONF.	ADJ CONF.
Average RPI Loss:	51	RECORD	PCT. RANK	GAMES	SCHEDULE	OF SCHEDULE	RPI	RPI	RPI	RPI
DIV. I ONLY	14- 10	129	5- 5	43	33	57	57	3	3	
DIV. I NON-CONF.	9- 4	85	0- 1	142	71	84	84	4	4	
TOTALS	RPI 1-25	RPI 26-50	W-L RECORDS	RPI 51-100	RPI 101-150	RPI 150+				
14- 10	0- 5	2- 2	OVERALL	1- 1	3- 1	8- 1				
11- 3	0- 1	1- 1	HOME	0- 0	3- 1	7- 0				
3- 7	0- 4	1- 1	AWAY	1- 1	0- 0	1- 1				
0- 0	0- 0	0- 0	NEUTRAL	0- 0	0- 0	0- 0				
9- 4	0- 1	1- 1	NON-CONFERENCE	0- 0	2- 1	6- 1				
7- 1	0- 0	0- 0	HOME	0- 0	2- 1	5- 0				
2- 3	0- 1	1- 1	AWAY	0- 0	0- 0	1- 1				
0- 0	0- 0	0- 0	NEUTRAL	0- 0	0- 0	0- 0				
5- 6	0- 4	1- 1	CONFERENCE	1- 1	1- 0	2- 0				
4- 2	0- 1	1- 1	HOME	0- 0	1- 0	2- 0				
1- 4	0- 3	0- 0	AWAY	1- 1	0- 0	0- 0				
0- 0	0- 0	0- 0	NEUTRAL	0- 0	0- 0	0- 0				

RPI 1-25				RPI 26-50				RPI 51-100				RPI 101+			
RPI	S	Opponent	Score	RPI	S	Opponent	Score	RPI	S	Opponent	Score	RPI	S	Opponent	Score
2	A	Notre Dame	72 92	29	A	Elon	78 68	52	A	Virginia Tech	70 72	108	H	Clemson	68 56
5	A	Florida St.	60 102	34	H	North Carolina St.	50 65	100	A	North Carolina	80 77	119	H	Navy	75 65
11	A	Duke	43 71	41	A	James Madison	76 83					130	H	VCU	60 54
20	H	Miami (FL)	56 79	46	H	Georgia Tech	70 65					137	H	Radford	60 68
23	A	LSU	57 60									158	H	Pittsburgh	57 48
												159	H	Boston College	71 55
												172	H	Xavier	58 45
												182	A	Illinois	79 70
												186	A	Seton Hall	63 70
												196	H	Rutgers	55 43
												239	H	Samford	51 40
												254	H	Furman	59 52
												274	H	Eastern Mich.	89 61
LAST 12 Division I GAMES:															
5	A	Florida St.	60 102	100	A	North Carolina	80 77								
158	H	Pittsburgh	57 48	52	A	Virginia Tech	70 72								
20	H	Miami (FL)	56 79	108	H	Clemson	68 56								
11	A	Duke	43 71	34	H	North Carolina St.	50 65								
159	H	Boston College	71 55	2	A	Notre Dame	72 92								
46	H	Georgia Tech	70 65	41	A	James Madison	76 83								

Non-Div I Games:

Wake Forest

■ Loss, 
■ Non-Conf, S Site, 
■ Home 
■ Away 
N Neutral

Average RPI Win:	112	WON-LOST	WINNING	LAST 10	STRENGTH OF	OPP. STRENGTH	TEAM	ADJ.	CONF.	ADJ CONF.
Average RPI Loss:	7	RECORD	PCT. RANK	GAMES	SCHEDULE	OF SCHEDULE	RPI	RPI	RPI	RPI
DIV. I ONLY	22- 3	8	2- 2	28	20	9	9	1	1	
DIV. I NON-CONF.	12- 1	7	0- 1	62	106	6	6	1	1	
TOTALS	RPI 1-25	RPI 26-50	W-L RECORDS	RPI 51-100	RPI 101-150	RPI 150+				
22- 3	2- 3	3- 0	OVERALL	8- 0	3- 0	6- 0				
12- 1	1- 1	2- 0	HOME	4- 0	2- 0	3- 0				
10- 2	1- 2	1- 0	AWAY	4- 0	1- 0	3- 0				
0- 0	0- 0	0- 0	NEUTRAL	0- 0	0- 0	0- 0				
12- 1	0- 1	1- 0	NON-CONFERENCE	3- 0	2- 0	6- 0				
8- 0	0- 0	1- 0	HOME	2- 0	2- 0	3- 0				
4- 1	0- 1	0- 0	AWAY	1- 0	0- 0	3- 0				
0- 0	0- 0	0- 0	NEUTRAL	0- 0	0- 0	0- 0				
10- 2	2- 2	2- 0	CONFERENCE	5- 0	1- 0	0- 0				
4- 1	1- 1	1- 0	HOME	2- 0	0- 0	0- 0				
6- 1	1- 1	1- 0	AWAY	3- 0	1- 0	0- 0				
0- 0	0- 0	0- 0	NEUTRAL	0- 0	0- 0	0- 0				

RPI	S	Opponent	Score	RPI	S	Opponent	Score	RPI	S	Opponent	Score	RPI	S	Opponent	Score
2	A	Notre Dame	60 71	33	H	Missouri	79 66	53	A	Washington St.	87 44	124	A	Arizona	90 73
6	A	Oregon St.	70 73	38	A	Oregon	99 77	53	H	Washington St.	94 63	141	H	Idaho	105 53
10	H	UCLA	82 70	40	H	California	90 67	63	A	Utah	82 53	148	H	Eastern Wash.	100 52
13	H	Stanford	68 72					69	H	Colorado St.	101 68	157	H	Fresno St.	85 54
24	A	Arizona St.	65 54					75	H	Southern California	77 67	188	H	CSUN	101 44
								85	H	Boise St.	92 66	224	A	Seattle U	94 64
								87	A	Colorado	79 75	225	A	Grand Canyon	101 66
								97	A	BYU	82 70	262	H	Savannah St.	87 36
												277	A	Portland	83 53
LAST 12 Division I GAMES:															
2	A	Notre Dame	60 71	24	A	Arizona St.	65 54								
87	A	Colorado	79 75	124	A	Arizona	90 73								
63	A	Utah	82 53	10	H	UCLA	82 70								
13	H	Stanford	68 72	75	H	Southern California	77 67								
40	H	California	90 67	6	A	Oregon St.	70 73								
53	A	Washington St.	87 44	38	A	Oregon	99 77								

Non-Div I Games:

Washington

■ Loss, 
 ■ Non-Conf, 
 ■ S Site, 
 ■ H Home 
 ■ A Away 
 N Neutral

Average RPI Win:	112	WON-LOST	WINNING	LAST 10	STRENGTH OF	OPP. STRENGTH	TEAM	ADJ.	CONF.	ADJ CONF.
Average RPI Loss:	50	RECORD	PCT. RANK	GAMES	SCHEDULE	OF SCHEDULE	RPI	RPI	RPI	RPI
DIV. I ONLY	10- 13	212	5- 5	5	18	53	53	1	1	
DIV. I NON-CONF.	5- 6	186	0- 0	24	82	116	116	1	1	
TOTALS	RPI 1-25	RPI 26-50	W-L RECORDS	RPI 51-100	RPI 101-150	RPI 150+				
10- 13	1- 7	2- 0	OVERALL	2- 4	2- 2	3- 0				
7- 4	1- 2	1- 0	HOME	1- 2	2- 0	2- 0				
2- 8	0- 4	1- 0	AWAY	1- 2	0- 2	0- 0				
1- 1	0- 1	0- 0	NEUTRAL	0- 0	0- 0	1- 0				
5- 6	0- 2	0- 0	NON-CONFERENCE	0- 3	2- 1	3- 0				
4- 2	0- 0	0- 0	HOME	0- 2	2- 0	2- 0				
0- 3	0- 1	0- 0	AWAY	0- 1	0- 1	0- 0				
1- 1	0- 1	0- 0	NEUTRAL	0- 0	0- 0	1- 0				
5- 7	1- 5	2- 0	CONFERENCE	2- 1	0- 1	0- 0				
3- 2	1- 2	1- 0	HOME	1- 0	0- 0	0- 0				
2- 5	0- 3	1- 0	AWAY	1- 1	0- 1	0- 0				
0- 0	0- 0	0- 0	NEUTRAL	0- 0	0- 0	0- 0				

RPI 1-25				RPI 26-50				RPI 51-100 Team's RPI: 53				RPI 101+			
RPI	S	Opponent	Score	RPI	S	Opponent	Score	RPI	S	Opponent	Score	RPI	S	Opponent	Score
6	A	Oregon St.	58 80	38	A	Oregon	75 59	63	A	Utah	61 55	117	A	Saint Louis	70 73
9	A	Washington	63 94	40	H	California	84 79	64	H	Oklahoma St.	72 79	124	A	Arizona	55 56
9	H	Washington	44 87					75	H	Southern California	74 57	127	H	St. Mary's (CA)	85 69
10	H	UCLA	82 73					77	A	Gonzaga	61 79	149	H	San Francisco	73 35
13	H	Stanford	54 76					85	H	Boise St.	73 77	199	N	Nebraska	79 65
16	A	Kentucky	67 69					87	A	Colorado	58 70	204	H	Loyola Marymount	92 45
19	N	Maryland	69 79									215	H	San Diego	83 73
24	A	Arizona St.	49 68												
LAST 12 Division I GAMES:															
63	A	Utah	61 55	24	A	Arizona St.	49 68								
87	A	Colorado	58 70	75	H	Southern California	74 57								
40	H	California	84 79	10	H	UCLA	82 73								
13	H	Stanford	54 76	38	A	Oregon	75 59								
9	H	Washington	44 87	6	A	Oregon St.	58 80								
124	A	Arizona	55 56	9	A	Washington	63 94								

Non-Div I Games:

Washington St.

Average RPI Win: <b>286</b>		WON-LOST	WINNING	LAST 10	STRENGTH OF	OPP. STRENGTH	TEAM	ADJ.	CONF.	ADJ CONF.
Average RPI Loss: <b>125</b>		RECORD	PCT. RANK	GAMES	SCHEDULE	OF SCHEDULE	RPI	RPI	RPI	RPI
DIV. I ONLY		<b>9- 11</b>	<b>209</b>	<b>5- 5</b>	<b>248</b>	<b>221</b>	<b>220</b>	<b>220</b>	<b>19</b>	<b>19</b>
DIV. I NON-CONF.		<b>4- 5</b>	<b>198</b>	<b>0- 1</b>	<b>304</b>	<b>199</b>	<b>230</b>	<b>230</b>	<b>18</b>	<b>18</b>
TOTALS	RPI 1-25	RPI 26-50		W-L RECORDS		RPI 51-100	RPI 101-150	RPI 150+		
9- 11	0- 0	0- 0		OVERALL		0- 3	0- 5	9- 3		
4- 5	0- 0	0- 0		HOME		0- 1	0- 2	4- 2		
5- 5	0- 0	0- 0		AWAY		0- 2	0- 2	5- 1		
0- 1	0- 0	0- 0		NEUTRAL		0- 0	0- 1	0- 0		
4- 5	0- 0	0- 0		NON-CONFERENCE		0- 2	0- 1	4- 2		
1- 2	0- 0	0- 0		HOME		0- 0	0- 0	1- 2		
3- 2	0- 0	0- 0		AWAY		0- 2	0- 0	3- 0		
0- 1	0- 0	0- 0		NEUTRAL		0- 0	0- 1	0- 0		
5- 6	0- 0	0- 0		CONFERENCE		0- 1	0- 4	5- 1		
3- 3	0- 0	0- 0		HOME		0- 1	0- 2	3- 0		
2- 3	0- 0	0- 0		AWAY		0- 0	0- 2	2- 1		
0- 0	0- 0	0- 0		NEUTRAL		0- 0	0- 0	0- 0		

RPI 1-25				RPI 26-50				RPI 51-100				RPI 101+				Team's RPI: 220	
RPI	S	Opponent	Score	RPI	S	Opponent	Score	RPI	S	Opponent	Score	RPI	S	Opponent	Score		
								63	A	Utah	52	71	106	H	Northern Colo.	79	88
								65	H	Montana St.	68	83	115	N	Stetson	68	70
								97	A	BYU	64	73	123	H	North Dakota	65	70
													141	A	Idaho	77	95
													148	A	Eastern Wash.	85	99
													157	H	Fresno St.	57	60
													177	A	Idaho St.	52	57
													177	H	Idaho St.	50	43
													188	H	CSUN	78	89
													275	A	FIU	64	61
													277	H	Portland	76	37
													287	H	Sacramento St.	66	60
													291	A	Northern Ariz.	75	64
													295	A	Southern Utah	73	68
													310	A	Air Force	76	61
													327	H	Montana	74	58
													331	A	Utah Valley	64	61
LAST 12 Division I GAMES:																	
				287	H	Sacramento St.	66 60					148	A	Eastern Wash.	85 99		
				291	A	Northern Ariz.	75 64					141	A	Idaho	77 95		
				295	A	Southern Utah	73 68					177	H	Idaho St.	50 43		
				177	A	Idaho St.	52 57					327	H	Montana	74 58		
				106	H	Northern Colo.	79 88					65	H	Montana St.	68 83		
				123	H	North Dakota	65 70					157	H	Fresno St.	57 60		

Non-Div I Games:	Cal St. San B'dino	75	69	Westminster (UT)	81	68
------------------	--------------------	----	----	------------------	----	----

Weber St.

Loss, Non-Conf, S Site, H Home A Away N Neutral

Average RPI Win:	198	WON-LOST	WINNING	LAST 10	STRENGTH OF	OPP. STRENGTH	TEAM	ADJ.	CONF.	ADJ CONF.
Average RPI Loss:	27	RECORD	PCT. RANK	GAMES	SCHEDULE	OF SCHEDULE	RPI	RPI	RPI	RPI
DIV. I ONLY	16- 8	80	3- 7	68	64	59	59	4	4	
DIV. I NON-CONF.	12- 0	1	0- 0	280	315	59	59	3	3	
TOTALS	RPI 1-25	RPI 26-50	W-L RECORDS	RPI 51-100	RPI 101-150	RPI 150+				
16- 8	1- 6	1- 0	OVERALL	1- 2	4- 0	9- 0				
11- 3	1- 2	0- 0	HOME	1- 1	1- 0	8- 0				
2- 5	0- 4	0- 0	AWAY	0- 1	2- 0	0- 0				
3- 0	0- 0	1- 0	NEUTRAL	0- 0	1- 0	1- 0				
12- 0	0- 0	1- 0	NON-CONFERENCE	0- 0	2- 0	9- 0				
9- 0	0- 0	0- 0	HOME	0- 0	1- 0	8- 0				
0- 0	0- 0	0- 0	AWAY	0- 0	0- 0	0- 0				
3- 0	0- 0	1- 0	NEUTRAL	0- 0	1- 0	1- 0				
4- 8	1- 6	0- 0	CONFERENCE	1- 2	2- 0	0- 0				
2- 3	1- 2	0- 0	HOME	1- 1	0- 0	0- 0				
2- 5	0- 4	0- 0	AWAY	0- 1	2- 0	0- 0				
0- 0	0- 0	0- 0	NEUTRAL	0- 0	0- 0	0- 0				

RPI 1-25				RPI 26-50				RPI 51-100				RPI 101+			
RPI	S	Opponent	Score	RPI	S	Opponent	Score	RPI	S	Opponent	Score	RPI	S	Opponent	Score
7	A	Texas	54 <b>69</b>	27	N	Auburn	56 52	71	H	Iowa St.	55 <b>80</b>	107	H	Ole Miss	66 61
7	H	Texas	63 <b>73</b>					76	A	Texas Tech	66 <b>75</b>	121	A	TCU	83 61
8	A	Baylor	73 <b>79</b>					76	H	Texas Tech	89 79	136	N	East Carolina	79 47
8	H	Baylor	56 <b>91</b>									146	A	Kansas	62 51
17	A	Oklahoma	87 <b>90</b>									190	H	Morehead St.	94 53
17	H	Oklahoma	83 73									255	H	Howard	95 49
22	A	Kansas St.	71 <b>86</b>									256	H	Charleston So.	88 38
												278	N	N.C. A&T	80 64
												288	H	High Point	82 59
												296	H	Coppin St.	69 39
												319	H	USC Upstate	91 33
												320	H	Mt. St. Mary's	77 45
												336	H	Longwood	107 40
LAST 12 Division I GAMES:															
17	A	Oklahoma	87 <b>90</b>	7	H	Texas	63 <b>73</b>								
71	H	Iowa St.	55 <b>80</b>	76	A	Texas Tech	66 <b>75</b>								
7	A	Texas	54 <b>69</b>	17	H	Oklahoma	83 73								
76	H	Texas Tech	89 79	8	H	Baylor	56 <b>91</b>								
8	A	Baylor	73 <b>79</b>	22	A	Kansas St.	71 <b>86</b>								
146	A	Kansas	62 51	121	A	TCU	83 61								

Non-Div I Games:

West Virginia

Average RPI Win:	281	WON-LOST	WINNING	LAST 10	STRENGTH OF	OPP. STRENGTH	TEAM	ADJ.	CONF.	ADJ CONF.
Average RPI Loss:	171	RECORD	PCT. RANK	GAMES	SCHEDULE	OF SCHEDULE	RPI	RPI	RPI	RPI
DIV. I ONLY	6- 18	298	2- 8	161	303	281	281	18	18	
DIV. I NON-CONF.	4- 10	259	1- 1	184	314	261	261	21	21	
TOTALS	RPI 1-25	RPI 26-50	W-L RECORDS	RPI 51-100	RPI 101-150	RPI 150+				
6- 18	0- 1	0- 0	OVERALL	0- 1	0- 7	6- 9				
4- 5	0- 0	0- 0	HOME	0- 0	0- 1	4- 4				
2- 11	0- 1	0- 0	AWAY	0- 1	0- 4	2- 5				
0- 2	0- 0	0- 0	NEUTRAL	0- 0	0- 2	0- 0				
4- 10	0- 1	0- 0	NON-CONFERENCE	0- 0	0- 5	4- 4				
2- 3	0- 0	0- 0	HOME	0- 0	0- 0	2- 3				
2- 5	0- 1	0- 0	AWAY	0- 0	0- 3	2- 1				
0- 2	0- 0	0- 0	NEUTRAL	0- 0	0- 2	0- 0				
2- 8	0- 0	0- 0	CONFERENCE	0- 1	0- 2	2- 5				
2- 2	0- 0	0- 0	HOME	0- 0	0- 1	2- 1				
0- 6	0- 0	0- 0	AWAY	0- 1	0- 1	0- 4				
0- 0	0- 0	0- 0	NEUTRAL	0- 0	0- 0	0- 0				

RPI 1-25				RPI 26-50				RPI 51-100				RPI 101+ Team's RPI: 281			
RPI	S	Opponent	Score	RPI	S	Opponent	Score	RPI	S	Opponent	Score	RPI	S	Opponent	Score
5	A	Florida St.	41 90					88	A	Chattanooga	46 67	101	A	Georgia	43 78
												104	A	Mercer	53 84
												104	H	Mercer	57 59
												108	A	Clemson	63 78
												113	N	Duquesne	50 65
												137	A	Radford	39 67
												149	N	San Francisco	52 73
												189	A	ETSU	57 76
												221	H	Campbell	48 50
												230	A	UNCG	45 62
												233	A	Wofford	59 68
												233	H	Wofford	69 66
												237	A	UNC Asheville	53 62
												239	H	Samford	42 49
												254	A	Furman	44 73
												254	H	Furman	75 72
												256	H	Charleston So.	58 53
												267	H	UT Martin	72 84
												288	H	High Point	73 64
												292	H	Gardner-Webb	60 68
												311	A	Eastern Ky.	72 61
												341	A	Florida A&M	62 61
LAST 12 Division I GAMES:															
				104	A	Mercer	53 84					104	H	Mercer	57 59
				233	H	Wofford	69 66					239	H	Samford	42 49
				254	H	Furman	75 72					254	A	Furman	44 73
				230	A	UNCG	45 62					233	A	Wofford	59 68
				189	A	ETSU	57 76					256	H	Charleston So.	58 53
				88	A	Chattanooga	46 67					101	A	Georgia	43 78

Non-Div I Games: North Greenville 95 48

Western Caro.

■ Loss, 
 ■ Non-Conf, 
 ■ S Site, 
 ■ Home 
 ■ A Away 
 N Neutral



Average RPI Win:	231	WON-LOST	WINNING	LAST 10	STRENGTH OF	OPP. STRENGTH	TEAM	ADJ.	CONF.	ADJ CONF.
Average RPI Loss:	74	RECORD	PCT. RANK	GAMES	SCHEDULE	OF SCHEDULE	RPI	RPI	RPI	RPI
DIV. I ONLY	17- 6	45	8- 2	252	138	92	92	11	11	
DIV. I NON-CONF.	8- 3	67	0- 0	290	219	103	103	10	10	
TOTALS	RPI 1-25	RPI 26-50	W-L RECORDS	RPI 51-100	RPI 101-150	RPI 150+				
17- 6	0- 0	0- 3	OVERALL	2- 2	2- 0	13- 1				
8- 1	0- 0	0- 0	HOME	1- 1	1- 0	6- 0				
9- 5	0- 0	0- 0	AWAY	1- 0	1- 0	7- 0				
0- 0	0- 0	0- 0	NEUTRAL	0- 0	0- 0	0- 0				
8- 3	0- 0	0- 2	NON-CONFERENCE	1- 0	0- 0	7- 1				
4- 0	0- 0	0- 0	HOME	1- 0	0- 0	3- 0				
4- 3	0- 0	0- 2	AWAY	0- 0	0- 0	4- 1				
0- 0	0- 0	0- 0	NEUTRAL	0- 0	0- 0	0- 0				
9- 3	0- 0	0- 1	CONFERENCE	1- 2	2- 0	6- 0				
4- 1	0- 0	0- 0	HOME	0- 1	1- 0	3- 0				
5- 2	0- 0	0- 1	AWAY	1- 1	1- 0	3- 0				
0- 0	0- 0	0- 0	NEUTRAL	0- 0	0- 0	0- 0				

RPI 1-25				RPI 26-50				RPI 51-100				Team's RPI: 92				RPI 101+			
RPI	S	Opponent	Score	RPI	S	Opponent	Score	RPI	S	Opponent	Score	RPI	S	Opponent	Score	RPI	S	Opponent	Score
				33	A	Missouri	68 71	67	A	South Dakota	86 78	132	A	Oral Roberts	76 62				
				37	A	South Dakota St.	58 73	80	A	IUPUI	52 66	132	H	Oral Roberts	76 72				
				42	A	Marquette	61 77	80	H	IUPUI	72 76	167	A	Omaha	78 74				
								89	H	Northern Ill.	83 79	167	H	Omaha	80 63				
												174	A	Milwaukee	68 76				
												211	A	SIUE	76 74				
												227	H	Bradley	91 77				
												279	A	Southeast Mo. St.	100 87				
												280	A	North Dakota St.	87 60				
												280	H	North Dakota St.	110 81				
												300	H	Denver	87 62				
												303	H	Eastern Ill.	83 62				
												314	A	UMKC	78 65				
												321	H	Illinois St.	80 50				
												323	A	Fort Wayne	75 53				
												329	A	Chicago St.	54 50				
LAST 12 Division I GAMES:																			
				280	A	North Dakota St.	87 60	280	H	North Dakota St.	110 81								
				167	H	Omaha	80 63	167	A	Omaha	78 74								
				132	A	Oral Roberts	76 62	132	H	Oral Roberts	76 72								
				67	A	South Dakota	86 78	300	H	Denver	87 62								
				80	H	IUPUI	72 76	80	A	IUPUI	52 66								
				37	A	South Dakota St.	58 73	323	A	Fort Wayne	75 53								

Non-Div I Games: Graceland (IA) 118 40 Monmouth (IL) 113 29

Western Ill.

Average RPI Win:	207	WON-LOST	WINNING	LAST 10	STRENGTH OF	OPP. STRENGTH	TEAM	ADJ.	CONF.	ADJ CONF.
Average RPI Loss:	70	RECORD	PCT. RANK	GAMES	SCHEDULE	OF SCHEDULE	RPI	RPI	RPI	RPI
DIV. I ONLY	17- 6	45	3- 0	164	121	82	82	15	15	
DIV. I NON-CONF.	8- 4	97	1- 0	145	108	100	100	16	16	
TOTALS	RPI 1-25	RPI 26-50	W-L RECORDS	RPI 51-100	RPI 101-150	RPI 150+				
17- 6	0- 2	1- 0	OVERALL	1- 3	4- 0	11- 1				
12- 1	0- 0	1- 0	HOME	1- 1	2- 0	8- 0				
4- 3	0- 1	0- 0	AWAY	0- 1	1- 0	3- 1				
1- 2	0- 1	0- 0	NEUTRAL	0- 1	1- 0	0- 0				
8- 4	0- 2	1- 0	NON-CONFERENCE	0- 2	2- 0	5- 0				
5- 1	0- 0	1- 0	HOME	0- 1	1- 0	3- 0				
2- 1	0- 1	0- 0	AWAY	0- 0	0- 0	2- 0				
1- 2	0- 1	0- 0	NEUTRAL	0- 1	1- 0	0- 0				
9- 2	0- 0	0- 0	CONFERENCE	1- 1	2- 0	6- 1				
7- 0	0- 0	0- 0	HOME	1- 0	1- 0	5- 0				
2- 2	0- 0	0- 0	AWAY	0- 1	1- 0	1- 1				
0- 0	0- 0	0- 0	NEUTRAL	0- 0	0- 0	0- 0				

RPI 1-25				RPI 26-50				RPI 51-100 Team's RPI: 82				RPI 101+			
RPI	S	Opponent	Score	RPI	S	Opponent	Score	RPI	S	Opponent	Score	RPI	S	Opponent	Score
12	A	Louisville	61 68	50	H	Indiana	85 74	55	N	George Washington	49 68	111	H	Southern Miss.	79 53
15	N	DePaul	69 77					81	H	Middle Tenn.	66 51	114	N	Kent St.	79 73
								84	H	UT Arlington	68 71	138	H	Ball St.	68 61
								98	A	Charlotte	85 89	139	A	Old Dominion	67 62
												155	A	UTSA	77 80
												163	H	Louisiana Tech	67 58
												176	H	UAB	60 48
												181	H	Col. of Charleston	89 76
												242	A	Austin Peay	85 65
												250	H	Marshall	73 57
												275	H	FIU	90 38
												293	A	UTEP	71 54
												304	H	Lipscomb	87 35
												311	A	Eastern Ky.	90 63
												334	H	Fla. Atlantic	76 55
												349	H	Alabama A&M	96 32
LAST 12 Division I GAMES:															
114	N	Kent St.	79 73	81	H	Middle Tenn.	66 51								
111	H	Southern Miss.	79 53	176	H	UAB	60 48								
163	H	Louisiana Tech	67 58	139	A	Old Dominion	67 62								
155	A	UTSA	77 80	98	A	Charlotte	85 89								
293	A	UTEP	71 54	275	H	FIU	90 38								
250	H	Marshall	73 57	334	H	Fla. Atlantic	76 55								

Non-Div I Games:

Western Ky.

■ Loss, 
■ Non-Conf, 
■ S Site, 
■ H Home 
■ A Away 
N Neutral

Average RPI Win:	266	WON-LOST	WINNING	LAST 10	STRENGTH OF	OPP. STRENGTH	TEAM	ADJ.	CONF.	ADJ CONF.
Average RPI Loss:	74	RECORD	PCT. RANK	GAMES	SCHEDULE	OF SCHEDULE	RPI	RPI	RPI	RPI
DIV. I ONLY	14- 8	103	4- 6	313	117	175	175	10	10	
DIV. I NON-CONF.	9- 2	37	1- 0	348	156	182	182	11	11	
TOTALS	RPI 1-25	RPI 26-50	W-L RECORDS	RPI 51-100	RPI 101-150	RPI 150+				
14- 8	0- 1	0- 1	OVERALL	0- 4	1- 2	13- 0				
6- 4	0- 0	0- 0	HOME	0- 3	0- 1	6- 0				
7- 4	0- 0	0- 0	AWAY	0- 1	1- 0	6- 0				
1- 0	0- 0	0- 0	NEUTRAL	0- 0	0- 0	1- 0				
9- 2	0- 1	0- 0	NON-CONFERENCE	0- 1	1- 0	8- 0				
4- 1	0- 0	0- 0	HOME	0- 1	0- 0	4- 0				
4- 1	0- 1	0- 0	AWAY	0- 0	1- 0	3- 0				
1- 0	0- 0	0- 0	NEUTRAL	0- 0	0- 0	1- 0				
5- 6	0- 0	0- 1	CONFERENCE	0- 3	0- 2	5- 0				
2- 3	0- 0	0- 0	HOME	0- 2	0- 1	2- 0				
3- 3	0- 0	0- 1	AWAY	0- 1	0- 1	3- 0				
0- 0	0- 0	0- 0	NEUTRAL	0- 0	0- 0	0- 0				

RPI 1-25				RPI 26-50				RPI 51-100				RPI 101+ Team's RPI: 175			
RPI	S	Opponent	Score	RPI	S	Opponent	Score	RPI	S	Opponent	Score	RPI	S	Opponent	Score
25	A	Michigan	40 66	44	A	Ohio	67 80	51	H	Michigan St.	64 68	114	H	Kent St.	67 71
								60	H	Buffalo	47 62	138	A	Ball St.	56 61
								73	H	Toledo	66 72	144	A	Detroit	75 65
								89	A	Northern Ill.	62 67	216	A	Miami (OH)	85 60
												217	A	Akron	73 57
												217	H	Akron	73 60
												227	H	Bradley	83 64
												265	H	Bowling Green	75 58
												274	A	Eastern Mich.	76 67
												280	A	North Dakota St.	68 63
												285	H	Davidson	76 63
												311	N	Eastern Ky.	74 59
												314	A	UMKC	66 54
												316	H	Loyola Chicago	65 53
												323	H	Fort Wayne	61 35
												329	A	Chicago St.	64 51
LAST 12 Division I GAMES:															
73	H	Toledo	66 72	274	A	Eastern Mich.	76 67								
89	A	Northern Ill.	62 67	265	H	Bowling Green	75 58								
60	H	Buffalo	47 62	138	A	Ball St.	56 61								
44	A	Ohio	67 80	216	A	Miami (OH)	85 60								
217	A	Akron	73 57	217	H	Akron	73 60								
114	H	Kent St.	67 71	329	A	Chicago St.	64 51								

Non-Div I Games:

Western Mich.

Average RPI Win:	232	WON-LOST	WINNING	LAST 10	STRENGTH OF	OPP. STRENGTH	TEAM	ADJ.	CONF.	ADJ CONF.
Average RPI Loss:	104	RECORD	PCT. RANK	GAMES	SCHEDULE	OF SCHEDULE	RPI	RPI	RPI	RPI
DIV. I ONLY	10- 11	192	5- 5	183	114	197	197	16	16	
DIV. I NON-CONF.	5- 6	186	1- 1	127	49	187	187	14	14	
TOTALS	RPI 1-25	RPI 26-50	W-L RECORDS	RPI 51-100	RPI 101-150	RPI 150+				
10- 11	1- 1	0- 3	OVERALL	0- 3	1- 0	8- 4				
6- 5	1- 0	0- 2	HOME	0- 1	1- 0	4- 2				
3- 4	0- 0	0- 1	AWAY	0- 1	0- 0	3- 2				
1- 2	0- 1	0- 0	NEUTRAL	0- 1	0- 0	1- 0				
5- 6	1- 1	0- 2	NON-CONFERENCE	0- 2	1- 0	3- 1				
4- 2	1- 0	0- 1	HOME	0- 0	1- 0	2- 1				
0- 2	0- 0	0- 1	AWAY	0- 1	0- 0	0- 0				
1- 2	0- 1	0- 0	NEUTRAL	0- 1	0- 0	1- 0				
5- 5	0- 0	0- 1	CONFERENCE	0- 1	0- 0	5- 3				
2- 3	0- 0	0- 1	HOME	0- 1	0- 0	2- 1				
3- 2	0- 0	0- 0	AWAY	0- 0	0- 0	3- 2				
0- 0	0- 0	0- 0	NEUTRAL	0- 0	0- 0	0- 0				

RPI 1-25				RPI 26-50				RPI 51-100				RPI 101+ Team's RPI: 197			
RPI	S	Opponent	Score	RPI	S	Opponent	Score	RPI	S	Opponent	Score	RPI	S	Opponent	Score
13	N	Stanford	39 87	32	H	Drake	78 83	54	H	UNI	61 63	125	H	Abilene Christian	81 62
21	H	Creighton	62 54	33	A	Missouri	57 64	84	A	UT Arlington	70 74	151	A	Missouri St.	62 73
				37	H	South Dakota St.	58 78	96	N	Purdue	49 86	151	H	Missouri St.	60 65
												178	A	Southern Ill.	54 77
												183	N	Northeastern	87 73
												201	A	Indiana St.	56 42
												227	H	Bradley	65 54
												273	A	Evansville	74 67
												314	H	UMKC	54 56
												316	A	Loyola Chicago	83 64
												321	H	Illinois St.	67 45
												324	H	Arkansas St.	69 51
												333	H	Incarinate Word	73 63
LAST 12 Division I GAMES:															
151	H	Missouri St.	60 65	178	A	Southern Ill.	54 77								
316	A	Loyola Chicago	83 64	151	A	Missouri St.	62 73								
201	A	Indiana St.	56 42	54	H	UNI	61 63								
321	H	Illinois St.	67 45	32	H	Drake	78 83								
227	H	Bradley	65 54	37	H	South Dakota St.	58 78								
273	A	Evansville	74 67	333	H	Incarinate Word	73 63								

Non-Div I Games:

Wichita St.

William & Mary

Through Games Of Feb. 9, 2017

Average RPI Win:	218	WON-LOST	WINNING	LAST 10	STRENGTH OF	OPP. STRENGTH	TEAM	ADJ.	CONF.	ADJ CONF.
Average RPI Loss:	112	RECORD	PCT. RANK	GAMES	SCHEDULE	OF SCHEDULE	RPI	RPI	RPI	RPI
DIV. I ONLY	15- 7	78	4- 6	231	125	133	133	8	8	
DIV. I NON-CONF.	10- 1	16	1- 0	281	308	91	91	8	8	
TOTALS	RPI 1-25	RPI 26-50	W-L RECORDS	RPI 51-100	RPI 101-150	RPI 150+				
15- 7	0- 0	0- 2	OVERALL	0- 1	3- 1	12- 3				
8- 4	0- 0	0- 2	HOME	0- 1	1- 1	7- 0				
7- 3	0- 0	0- 0	AWAY	0- 0	2- 0	5- 3				
0- 0	0- 0	0- 0	NEUTRAL	0- 0	0- 0	0- 0				
10- 1	0- 0	0- 0	NON-CONFERENCE	0- 1	2- 0	8- 0				
6- 1	0- 0	0- 0	HOME	0- 1	1- 0	5- 0				
4- 0	0- 0	0- 0	AWAY	0- 0	1- 0	3- 0				
0- 0	0- 0	0- 0	NEUTRAL	0- 0	0- 0	0- 0				
5- 6	0- 0	0- 2	CONFERENCE	0- 0	1- 1	4- 3				
2- 3	0- 0	0- 2	HOME	0- 0	0- 1	2- 0				
3- 3	0- 0	0- 0	AWAY	0- 0	1- 0	2- 3				
0- 0	0- 0	0- 0	NEUTRAL	0- 0	0- 0	0- 0				

RPI S	Opponent	Score	RPI S	Opponent	Score	RPI S	Opponent	Score	RPI S	Opponent	Score	Team's RPI: 133
29	H Elon	58 60	41	H James Madison	64 79	61	H St. John's (NY)	57 73	118	A Delaware	60 49	
									118	H Delaware	54 68	
									136	H East Carolina	82 72	
									139	A Old Dominion	69 58	
									169	A Towson	60 64	
									181	A Col. of Charleston	60 70	
									183	A Northeastern	68 54	
									183	H Northeastern	60 58	
									187	A Hofstra	61 64	
									187	H Hofstra	81 65	
									192	A American	48 34	
									212	H Saint Francis (PA)	73 60	
									213	H Dartmouth	63 50	
									218	A UNCW	57 43	
									236	H Richmond	67 39	
									272	A Norfolk St.	65 52	
									319	A USC Upstate	49 46	
									320	H Mt. St. Mary's	68 46	
									345	H Delaware St.	82 48	
LAST 12 Division I GAMES:												
187	H Hofstra	81 65	169	A Towson	60 64							
187	A Hofstra	61 64	218	A UNCW	57 43							
183	A Northeastern	68 54	183	H Northeastern	60 58							
41	H James Madison	64 79	181	A Col. of Charleston	60 70							
118	H Delaware	54 68	118	A Delaware	60 49							
29	H Elon	58 60	136	H East Carolina	82 72							

Non-Div I Games:

William & Mary

Loss, Non-Conf, S Site, H Home A Away N Neutral

Average RPI Win:	336	WON-LOST	WINNING	LAST 10	STRENGTH OF	OPP. STRENGTH	TEAM	ADJ.	CONF.	ADJ CONF.
Average RPI Loss:	179	RECORD	PCT. RANK	GAMES	SCHEDULE	OF SCHEDULE	RPI	RPI	RPI	RPI
DIV. I ONLY	1- 21	347	1- 9	130	286	325	325	28	28	
DIV. I NON-CONF.	0- 11	335	0- 1	27	164	282	282	28	28	
TOTALS	RPI 1-25	RPI 26-50	W-L RECORDS	RPI 51-100	RPI 101-150	RPI 150+				
1- 21	0- 3	0- 1	OVERALL	0- 1	0- 3	1- 13				
1- 10	0- 0	0- 0	HOME	0- 0	0- 2	1- 8				
0- 8	0- 1	0- 1	AWAY	0- 0	0- 1	0- 5				
0- 3	0- 2	0- 0	NEUTRAL	0- 1	0- 0	0- 0				
0- 11	0- 3	0- 1	NON-CONFERENCE	0- 1	0- 1	0- 5				
0- 5	0- 0	0- 0	HOME	0- 0	0- 1	0- 4				
0- 3	0- 1	0- 1	AWAY	0- 0	0- 0	0- 1				
0- 3	0- 2	0- 0	NEUTRAL	0- 1	0- 0	0- 0				
1- 10	0- 0	0- 0	CONFERENCE	0- 0	0- 2	1- 8				
1- 5	0- 0	0- 0	HOME	0- 0	0- 1	1- 4				
0- 5	0- 0	0- 0	AWAY	0- 0	0- 1	0- 4				
0- 0	0- 0	0- 0	NEUTRAL	0- 0	0- 0	0- 0				

RPI 1-25				RPI 26-50				RPI 51-100				RPI 101+ Team's RPI: 325			
RPI	S	Opponent	Score	RPI	S	Opponent	Score	RPI	S	Opponent	Score	RPI	S	Opponent	Score
5	N	Florida St.	35 98	30	A	Ohio St.	48 88	77	N	Gonzaga	41 71	104	H	Mercer	48 71
8	A	Baylor	32 140									137	A	Radford	49 74
25	N	Michigan	39 76									137	H	Radford	50 60
												181	H	Col. of Charleston	64 95
												189	A	ETSU	45 62
												217	H	Akron	59 80
												221	A	Campbell	32 61
												223	H	Presbyterian	39 78
												237	H	UNC Asheville	53 68
												241	A	Liberty	51 80
												256	A	Charleston So.	52 71
												258	H	Tennessee Tech	50 73
												288	A	High Point	43 88
												288	H	High Point	57 70
												292	H	Gardner-Webb	54 89
												336	H	Longwood	78 72
												340	H	South Carolina St.	55 63
LAST 12 Division I GAMES:															
288	H	High Point	57 70	221	A	Campbell	32 61								
137	A	Radford	49 74	256	A	Charleston So.	52 71								
292	H	Gardner-Webb	54 89	237	H	UNC Asheville	53 68								
241	A	Liberty	51 80	137	H	Radford	50 60								
336	H	Longwood	78 72	288	A	High Point	43 88								
223	H	Presbyterian	39 78	30	A	Ohio St.	48 88								

Non-Div I Games: N.C. Wesleyan 89 40

Winthrop

■ Loss, 
 ■ Non-Conf, S Site, 
 ■ Home 
 ■ Away 
 N Neutral

Average RPI Win:	<b>221</b>	WON-LOST	WINNING	LAST 10	STRENGTH OF	OPP. STRENGTH	TEAM	ADJ.	CONF.	ADJ CONF.
Average RPI Loss:	<b>91</b>	RECORD	PCT. RANK	GAMES	SCHEDULE	OF SCHEDULE	RPI	RPI	RPI	RPI
DIV. I ONLY	<b>6- 18</b>	<b>298</b>	<b>1- 9</b>	<b>58</b>	<b>93</b>	<b>208</b>	<b>208</b>	<b>6</b>	<b>6</b>	
DIV. I NON-CONF.	<b>5- 8</b>	<b>218</b>	<b>1- 0</b>	<b>94</b>	<b>254</b>	<b>194</b>	<b>194</b>	<b>6</b>	<b>6</b>	
TOTALS	RPI 1-25	RPI 26-50	W-L RECORDS	RPI 51-100	RPI 101-150	RPI 150+				
6- 18	0- 1	1- 5	OVERALL	0- 7	0- 1	5- 4				
3- 10	0- 1	0- 3	HOME	0- 4	0- 0	3- 2				
2- 7	0- 0	1- 2	AWAY	0- 3	0- 0	1- 2				
1- 1	0- 0	0- 0	NEUTRAL	0- 0	0- 1	1- 0				
5- 8	0- 0	1- 1	NON-CONFERENCE	0- 3	0- 1	4- 3				
2- 5	0- 0	0- 1	HOME	0- 2	0- 0	2- 2				
2- 2	0- 0	1- 0	AWAY	0- 1	0- 0	1- 1				
1- 1	0- 0	0- 0	NEUTRAL	0- 0	0- 1	1- 0				
1- 10	0- 1	0- 4	CONFERENCE	0- 4	0- 0	1- 1				
1- 5	0- 1	0- 2	HOME	0- 2	0- 0	1- 0				
0- 5	0- 0	0- 2	AWAY	0- 2	0- 0	0- 1				
0- 0	0- 0	0- 0	NEUTRAL	0- 0	0- 0	0- 0				

RPI 1-25				RPI 26-50				RPI 51-100				RPI 101+ Team's RPI: 208			
RPI	S	Opponent	Score	RPI	S	Opponent	Score	RPI	S	Opponent	Score	RPI	S	Opponent	Score
25	H	Michigan	56 <b>73</b>	30	A	Ohio St.	61 <b>70</b>	51	H	Michigan St.	57 <b>81</b>	107	N	Ole Miss	44 <b>69</b>
				30	H	Ohio St.	68 <b>96</b>	56	A	Minnesota	60 <b>88</b>	174	A	Milwaukee	63 <b>80</b>
				31	A	Green Bay	54 53	58	H	Dayton	64 <b>83</b>	177	H	Idaho St.	35 <b>42</b>
				42	H	Marquette	75 <b>81</b>	79	A	Penn St.	46 <b>76</b>	196	A	Rutgers	52 <b>68</b>
				49	A	Northwestern	43 <b>63</b>	96	H	Purdue	57 <b>79</b>	199	H	Nebraska	82 56
				50	H	Indiana	54 <b>78</b>	98	A	Charlotte	48 <b>63</b>	212	H	Saint Francis (PA)	100 <b>103</b>
								100	H	North Carolina	59 <b>72</b>	234	H	Butler	60 55
												259	N	Tennessee St.	80 70
												282	H	Mississippi Val.	103 61
												321	A	Illinois St.	64 46
LAST 12 Division I GAMES:															
199	H	Nebraska	82 56	79	A	Penn St.	46 <b>76</b>								
30	H	Ohio St.	68 <b>96</b>	96	H	Purdue	57 <b>79</b>								
49	A	Northwestern	43 <b>63</b>	56	A	Minnesota	60 <b>88</b>								
50	H	Indiana	54 <b>78</b>	196	A	Rutgers	52 <b>68</b>								
51	H	Michigan St.	57 <b>81</b>	25	H	Michigan	56 <b>73</b>								
30	A	Ohio St.	61 <b>70</b>	31	A	Green Bay	54 53								

Non-Div I Games:

Wisconsin

■ Loss, 
 ■ Non-Conf, 
 ■ S Site, 
 ■ H Home 
 ■ A Away 
 N Neutral

Average RPI Loss: 165

Average RPI Win: 278		WON-LOST	WINNING	LAST 10	STRENGTH OF	OPP. STRENGTH	TEAM	ADJ.	CONF.	ADJ CONF.
Average RPI Loss: 165		RECORD	PCT. RANK	GAMES	SCHEDULE	OF SCHEDULE	RPI	RPI	RPI	RPI
DIV. I ONLY		10- 12	204	2- 7	301	264	233	233	18	18
DIV. I NON-CONF.		8- 5	124	1- 1	317	299	174	174	21	21
-----		-----								
TOTALS	RPI 1-25	RPI 26-50		W-L RECORDS	RPI 51-100		RPI 101-150		RPI 150+	
10- 12	0- 0	0- 1		OVERALL	0- 3		0- 1		10- 7	
5- 3	0- 0	0- 0		HOME	0- 1		0- 0		5- 2	
5- 7	0- 0	0- 1		AWAY	0- 0		0- 1		5- 5	
0- 2	0- 0	0- 0		NEUTRAL	0- 2		0- 0		0- 0	
8- 5	0- 0	0- 1		NON-CONFERENCE	0- 2		0- 0		8- 2	
3- 0	0- 0	0- 0		HOME	0- 0		0- 0		3- 0	
5- 3	0- 0	0- 1		AWAY	0- 0		0- 0		5- 2	
0- 2	0- 0	0- 0		NEUTRAL	0- 2		0- 0		0- 0	
2- 7	0- 0	0- 0		CONFERENCE	0- 1		0- 1		2- 5	
2- 3	0- 0	0- 0		HOME	0- 1		0- 0		2- 2	
0- 4	0- 0	0- 0		AWAY	0- 0		0- 1		0- 3	
0- 0	0- 0	0- 0		NEUTRAL	0- 0		0- 0		0- 0	

RPI 1-25				RPI 26-50				RPI 51-100				RPI 101+				Team's RPI: 233	
RPI	S	Opponent	Score	RPI	S	Opponent	Score	RPI	S	Opponent	Score	RPI	S	Opponent	Score		
				34	A	North Carolina St.	40 80	70	N	Florida	51 74	104	A	Mercer	39 54		
								83	N	Jacksonville	60 66	167	A	Omaha	64 89		
								88	H	Chattanooga	61 71	189	H	ETSU	69 77		
												218	A	UNCW	71 67		
												230	A	UNCG	61 67		
												230	H	UNCG	54 48		
												237	A	UNC Asheville	65 84		
												239	A	Samford	54 57		
												254	H	Furman	49 69		
												256	A	Charleston So.	59 45		
												263	H	Coastal Caro.	67 62		
												276	A	North Florida	79 60		
												281	A	Western Caro.	66 69		
												281	H	Western Caro.	68 59		
												284	A	Kennesaw St.	78 49		
												292	H	Gardner-Webb	75 66		
												340	H	South Carolina St.	66 65		
												344	A	N.C. Central	64 54		
LAST 12 Division I GAMES:																	
				281	A	Western Caro.	66 69	254	H	Furman	49 69						
				230	A	UNCG	61 67	230	H	UNCG	54 48						
				189	H	ETSU	69 77	281	H	Western Caro.	68 59						
				88	H	Chattanooga	61 71	284	A	Kennesaw St.	78 49						
				104	A	Mercer	39 54	83	N	Jacksonville	60 66						
				239	A	Samford	54 57	276	A	North Florida	79 60						

Non-Div I Games:	Montreat	71	30	Erskine	116	74
------------------	----------	----	----	---------	-----	----

Wofford

■ Loss, ■ Non-Conf, S Site, H Home A Away N Neutral



Average RPI Win:	258	WON-LOST	WINNING	LAST 10	STRENGTH OF	OPP. STRENGTH	TEAM	ADJ.	CONF.	ADJ CONF.
Average RPI Loss:	96	RECORD	PCT. RANK	GAMES	SCHEDULE	OF SCHEDULE	RPI	RPI	RPI	RPI
DIV. I ONLY	17- 5	32	10- 0	329	158	142	142	20	20	
DIV. I NON-CONF.	6- 4	126	0- 0	345	93	242	242	20	20	
TOTALS	RPI 1-25	RPI 26-50	W-L RECORDS	RPI 51-100	RPI 101-150	RPI 150+				
17- 5	0- 0	0- 2	OVERALL	0- 0	1- 2	16- 1				
9- 1	0- 0	0- 0	HOME	0- 0	1- 1	8- 0				
8- 2	0- 0	0- 1	AWAY	0- 0	0- 0	8- 1				
0- 2	0- 0	0- 1	NEUTRAL	0- 0	0- 1	0- 0				
6- 4	0- 0	0- 1	NON-CONFERENCE	0- 0	0- 2	6- 1				
3- 1	0- 0	0- 0	HOME	0- 0	0- 1	3- 0				
3- 1	0- 0	0- 0	AWAY	0- 0	0- 0	3- 1				
0- 2	0- 0	0- 1	NEUTRAL	0- 0	0- 1	0- 0				
11- 1	0- 0	0- 1	CONFERENCE	0- 0	1- 0	10- 0				
6- 0	0- 0	0- 0	HOME	0- 0	1- 0	5- 0				
5- 1	0- 0	0- 1	AWAY	0- 0	0- 0	5- 0				
0- 0	0- 0	0- 0	NEUTRAL	0- 0	0- 0	0- 0				

RPI 1-25				RPI 26-50				RPI 51-100				RPI 101+ Team's RPI: 142			
RPI	S	Opponent	Score	RPI	S	Opponent	Score	RPI	S	Opponent	Score	RPI	S	Opponent	Score
				31	A	Green Bay	41 62					108	N	Clemson	51 75
				47	N	Georgetown	60 67					114	H	Kent St.	69 79
												144	H	Detroit	77 69
												162	A	Oakland	73 61
												162	H	Oakland	84 66
												174	A	Milwaukee	69 51
												182	A	Illinois	72 76
												191	H	Cleveland St.	84 63
												216	H	Miami (OH)	65 57
												258	A	Tennessee Tech	65 54
												270	A	Northern Ky.	70 63
												270	H	Northern Ky.	67 47
												303	A	Eastern Ill.	71 61
												311	H	Eastern Ky.	85 73
												313	H	Youngstown St.	71 58
												317	A	Valparaiso	65 52
												317	H	Valparaiso	63 48
												323	H	Fort Wayne	62 51
												326	A	Ill.-Chicago	73 54
												329	A	Chicago St.	71 65
LAST 12 Division I GAMES:															
				317	H	Valparaiso	63 48					162	A	Oakland	73 61
				270	H	Northern Ky.	67 47					270	A	Northern Ky.	70 63
				162	H	Oakland	84 66					191	H	Cleveland St.	84 63
				144	H	Detroit	77 69					313	H	Youngstown St.	71 58
				317	A	Valparaiso	65 52					31	A	Green Bay	41 62
				326	A	Ill.-Chicago	73 54					174	A	Milwaukee	69 51

Non-Div I Games: Grace (IN) 87 56 Cincinnati Christia 85 61

Wright St.

Average RPI Win:	224	WON-LOST	WINNING	LAST 10	STRENGTH OF	OPP. STRENGTH	TEAM	ADJ.	CONF.	ADJ CONF.
Average RPI Loss:	92	RECORD	PCT. RANK	GAMES	SCHEDULE	OF SCHEDULE	RPI	RPI	RPI	RPI
DIV. I ONLY	15- 6	62	7- 3	239	135	103	103	13	13	
DIV. I NON-CONF.	6- 3	97	0- 0	270	173	151	151	15	15	
TOTALS	RPI 1-25	RPI 26-50	W-L RECORDS	RPI 51-100	RPI 101-150	RPI 150+				
15- 6	0- 0	0- 1	OVERALL	3- 3	0- 1	12- 1				
10- 1	0- 0	0- 0	HOME	2- 0	0- 1	8- 0				
5- 5	0- 0	0- 1	AWAY	1- 3	0- 0	4- 1				
0- 0	0- 0	0- 0	NEUTRAL	0- 0	0- 0	0- 0				
6- 3	0- 0	0- 1	NON-CONFERENCE	2- 1	0- 1	4- 0				
4- 1	0- 0	0- 0	HOME	1- 0	0- 1	3- 0				
2- 2	0- 0	0- 1	AWAY	1- 1	0- 0	1- 0				
0- 0	0- 0	0- 0	NEUTRAL	0- 0	0- 0	0- 0				
9- 3	0- 0	0- 0	CONFERENCE	1- 2	0- 0	8- 1				
6- 0	0- 0	0- 0	HOME	1- 0	0- 0	5- 0				
3- 3	0- 0	0- 0	AWAY	0- 2	0- 0	3- 1				
0- 0	0- 0	0- 0	NEUTRAL	0- 0	0- 0	0- 0				

RPI S	Opponent	Score	RPI S	Opponent	Score	RPI S	Opponent	Score	RPI S	Opponent	Score	Team's RPI: 103
32	A Drake	50 63	51	A Michigan St.	51 63	141	H Idaho	71 74				
			67	H South Dakota	69 62	154	H New Mexico	68 52				
			85	A Boise St.	54 64	157	A Fresno St.	47 52				
			86	A UNLV	46 51	157	H Fresno St.	70 48				
			86	H UNLV	79 57	185	A Utah St.	71 48				
			87	A Colorado	82 75	202	H San Jose St.	89 60				
						261	H San Diego St.	80 67				
						286	A Nevada	72 59				
						295	H Southern Utah	68 48				
						300	H Denver	59 49				
						310	A Air Force	66 54				
						310	H Air Force	73 41				
						327	A Montana	67 42				
						338	H Cal St. Fullerton	61 26				
LAST 12 Division I GAMES:												
157	A Fresno St.	47 52	202	H San Jose St.	89 60							
310	H Air Force	73 41	286	A Nevada	72 59							
261	H San Diego St.	80 67	185	A Utah St.	71 48							
85	A Boise St.	54 64	157	H Fresno St.	70 48							
86	A UNLV	46 51	86	H UNLV	79 57							
154	H New Mexico	68 52	310	A Air Force	66 54							

Non-Div I Games: Adams St. 79 40 Chadron St. 74 50

Wyoming

Loss, Non-Conf, S Site, H Home A Away N Neutral

Average RPI Win:	228	WON-LOST	WINNING	LAST 10	STRENGTH OF	OPP. STRENGTH	TEAM	ADJ.	CONF.	ADJ CONF.
Average RPI Loss:	77	RECORD	PCT. RANK	GAMES	SCHEDULE	OF SCHEDULE	RPI	RPI	RPI	RPI
DIV. I ONLY	11- 12	184	2- 8	153	83	172	172	7	7	
DIV. I NON-CONF.	8- 3	67	0- 0	213	216	113	113	7	7	
TOTALS	RPI 1-25	RPI 26-50	W-L RECORDS	RPI 51-100	RPI 101-150	RPI 150+				
11- 12	1- 3	0- 2	OVERALL	0- 4	0- 1	10- 2				
7- 4	1- 0	0- 1	HOME	0- 2	0- 0	6- 1				
3- 6	0- 2	0- 1	AWAY	0- 2	0- 0	3- 1				
1- 2	0- 1	0- 0	NEUTRAL	0- 0	0- 1	1- 0				
8- 3	1- 1	0- 0	NON-CONFERENCE	0- 1	0- 1	7- 0				
6- 0	1- 0	0- 0	HOME	0- 0	0- 0	5- 0				
1- 1	0- 0	0- 0	AWAY	0- 1	0- 0	1- 0				
1- 2	0- 1	0- 0	NEUTRAL	0- 0	0- 1	1- 0				
3- 9	0- 2	0- 2	CONFERENCE	0- 3	0- 0	3- 2				
1- 4	0- 0	0- 1	HOME	0- 2	0- 0	1- 1				
2- 5	0- 2	0- 1	AWAY	0- 1	0- 0	2- 1				
0- 0	0- 0	0- 0	NEUTRAL	0- 0	0- 0	0- 0				

RPI 1-25				RPI 26-50				RPI 51-100				RPI 101+ Team's RPI: 172			
RPI	S	Opponent	Score	RPI	S	Opponent	Score	RPI	S	Opponent	Score	RPI	S	Opponent	Score
15	A	DePaul	69 85	42	A	Marquette	61 85	57	A	Wake Forest	45 58	111	N	Southern Miss.	59 73
17	N	Oklahoma	69 81	47	H	Georgetown	64 69	61	A	St. John's (NY)	55 64	153	A	Cincinnati	72 61
21	A	Creighton	52 63					61	H	St. John's (NY)	48 65	170	A	Providence	54 51
25	H	Michigan	61 58					66	H	Villanova	47 72	186	A	Seton Hall	62 71
												186	H	Seton Hall	72 64
												234	A	Butler	53 43
												234	H	Butler	62 65
												259	H	Tennessee St.	63 54
												276	H	North Florida	83 46
												279	H	Southeast Mo. St.	54 48
												284	N	Kennesaw St.	75 52
												294	H	Ark.-Pine Bluff	62 41
												345	H	Delaware St.	86 53
LAST 12 Division I GAMES:															
234	A	Butler	53 43	42	A	Marquette	61 85								
61	A	St. John's (NY)	55 64	234	H	Butler	62 65								
186	A	Seton Hall	62 71	186	H	Seton Hall	72 64								
66	H	Villanova	47 72	61	H	St. John's (NY)	48 65								
47	H	Georgetown	64 69	21	A	Creighton	52 63								
15	A	DePaul	69 85	170	A	Providence	54 51								

Non-Div I Games:

Xavier

■ Loss, 
 ■ Non-Conf, 
 ■ S Site, 
 ■ H Home 
 ■ A Away 
 N Neutral

Average RPI Win:	243	WON-LOST	WINNING	LAST 10	STRENGTH OF	OPP. STRENGTH	TEAM	ADJ.	CONF.	ADJ CONF.
Average RPI Loss:	144	RECORD	PCT. RANK	GAMES	SCHEDULE	OF SCHEDULE	RPI	RPI	RPI	RPI
DIV. I ONLY	10- 9	154	3- 7	170	258	150	150	9	9	
DIV. I NON-CONF.	9- 4	85	4- 2	273	285	125	125	9	9	
TOTALS	RPI 1-25	RPI 26-50	W-L RECORDS	RPI 51-100	RPI 101-150	RPI 150+				
10- 9	0- 1	0- 0	OVERALL	1- 1	1- 2	8- 5				
4- 3	0- 0	0- 0	HOME	0- 1	1- 1	3- 1				
6- 6	0- 1	0- 0	AWAY	1- 0	0- 1	5- 4				
0- 0	0- 0	0- 0	NEUTRAL	0- 0	0- 0	0- 0				
9- 4	0- 1	0- 0	NON-CONFERENCE	1- 0	1- 0	7- 3				
3- 1	0- 0	0- 0	HOME	0- 0	1- 0	2- 1				
6- 3	0- 1	0- 0	AWAY	1- 0	0- 0	5- 2				
0- 0	0- 0	0- 0	NEUTRAL	0- 0	0- 0	0- 0				
1- 5	0- 0	0- 0	CONFERENCE	0- 1	0- 2	1- 2				
1- 2	0- 0	0- 0	HOME	0- 1	0- 1	1- 0				
0- 3	0- 0	0- 0	AWAY	0- 0	0- 1	0- 2				
0- 0	0- 0	0- 0	NEUTRAL	0- 0	0- 0	0- 0				

RPI 1-25				RPI 26-50				RPI 51-100				RPI 101+ Team's RPI: 150			
RPI	S	Opponent	Score	RPI	S	Opponent	Score	RPI	S	Opponent	Score	RPI	S	Opponent	Score
13	A	Stanford	44 102					91	H	Cornell	63 76	120	A	Penn	55 66
								93	A	New Hampshire	64 58	140	H	Albany (NY)	64 53
												143	H	Columbia	68 72
												159	H	Boston College	64 71
												161	A	Brown	73 76
												161	H	Brown	73 51
												168	A	Army West Point	55 59
												173	A	Princeton	62 74
												207	H	Binghamton	57 48
												253	A	UC Santa Barbara	64 60
												268	H	Vermont	77 48
												269	A	Manhattan	57 63
												312	A	Holy Cross	71 70
												321	A	Illinois St.	59 45
												332	A	LIU Brooklyn	75 44
												343	A	Wagner	66 52
LAST 12 Division I GAMES:															
				91	H	Cornell	63 76	253	A	UC Santa Barbara	64 60				
				143	H	Columbia	68 72	13	A	Stanford	44 102				
				161	H	Brown	73 51	93	A	New Hampshire	64 58				
				161	A	Brown	73 76	159	H	Boston College	64 71				
				173	A	Princeton	62 74	140	H	Albany (NY)	64 53				
				120	A	Penn	55 66	332	A	LIU Brooklyn	75 44				

Non-Div I Games:

Yale

■ Loss, 
 ■ Non-Conf, S Site, 
 ■ Home 
 ■ Away 
 N Neutral

Average RPI Win:	277	WON-LOST	WINNING	LAST 10	STRENGTH OF	OPP. STRENGTH	TEAM	ADJ.	CONF.	ADJ CONF.
Average RPI Loss:	182	RECORD	PCT. RANK	GAMES	SCHEDULE	OF SCHEDULE	RPI	RPI	RPI	RPI
DIV. I ONLY	6- 16	289	4- 6	292	246	313	313	20	20	
DIV. I NON-CONF.	2- 7	284	0- 0	300	212	326	326	20	20	
TOTALS	RPI 1-25	RPI 26-50	W-L RECORDS	RPI 51-100	RPI 101-150	RPI 150+				
6- 16	0- 0	0- 1	OVERALL	0- 1	0- 3	6- 11				
4- 5	0- 0	0- 1	HOME	0- 1	0- 0	4- 3				
1- 11	0- 0	0- 0	AWAY	0- 0	0- 3	1- 8				
1- 0	0- 0	0- 0	NEUTRAL	0- 0	0- 0	1- 0				
2- 7	0- 0	0- 0	NON-CONFERENCE	0- 1	0- 1	2- 5				
1- 3	0- 0	0- 0	HOME	0- 1	0- 0	1- 2				
0- 4	0- 0	0- 0	AWAY	0- 0	0- 1	0- 3				
1- 0	0- 0	0- 0	NEUTRAL	0- 0	0- 0	1- 0				
4- 9	0- 0	0- 1	CONFERENCE	0- 0	0- 2	4- 6				
3- 2	0- 0	0- 1	HOME	0- 0	0- 0	3- 1				
1- 7	0- 0	0- 0	AWAY	0- 0	0- 2	1- 5				
0- 0	0- 0	0- 0	NEUTRAL	0- 0	0- 0	0- 0				

RPI 1-25			RPI 26-50			RPI 51-100			RPI 101+ Team's RPI: 313		
RPI	S	Opponent	Score	RPI	S	Opponent	Score	RPI	S	Opponent	Score
				31	H	Green Bay	51 84	91	H	Cornell	75 80
										Kent St.	60 75
										Wright St.	58 71
										Detroit	63 80
										Pittsburgh	50 63
										Oakland	54 80
										Milwaukee	82 86
										Milwaukee	74 78
										Cleveland St.	68 71
										Cleveland St.	92 67
										American	64 77
										Saint Francis (PA)	69 68
										Akron	74 76
										Hawaii	50 72
										Northern Ky.	81 87
										Sacramento St.	102 94
										Northern Ariz.	49 70
										Valparaiso	60 77
										Valparaiso	76 70
										Ill.-Chicago	65 59
										Ill.-Chicago	70 54
LAST 12 Division I GAMES:											
174	A	Milwaukee	82 86	144	A	Detroit	63 80				
326	A	Ill.-Chicago	65 59	191	H	Cleveland St.	92 67				
317	A	Valparaiso	60 77	317	H	Valparaiso	76 70				
174	H	Milwaukee	74 78	326	H	Ill.-Chicago	70 54				
31	H	Green Bay	51 84	270	A	Northern Ky.	81 87				
162	A	Oakland	54 80	142	A	Wright St.	58 71				

Non-Div I Games: Point Park 84 71 Tiffin 84 62

Youngstown St.

Loss, Non-Conf, S Site, H Home A Away N Neutral